Valiant TMS

Company / customer	Volvo Trucks NA
Project description	P6700 Underbody Floor Skin - Cell 2V03
drawing number	22-16151
Commission	Volvo Trucks North America

Manufacturer (company)	Valiant TMS
Project name	=2V03&EFS_EL
Type	P6700 Underbody Floor Skin - Cell 2V03

Created on 5/2/2022
Edit date 12/5/2022 by (short name) KMAFFRE

Number of pages 1721

			Date	9/21/2022	Volvo Trucks North America		Valiant TMS	Title page / cover sheet	Drawing name: =2V03&EFS-EL	=	
			Ed.	MKLEPADLO						+	
			Appr		P6700 Underbody Floor Skin - Cell 2V03				Document type: EAA	Project nr: 22-16151	Page 1
Modification	Date	Name	Original		Replacement of	Replaced by	Scale 1:1				1721

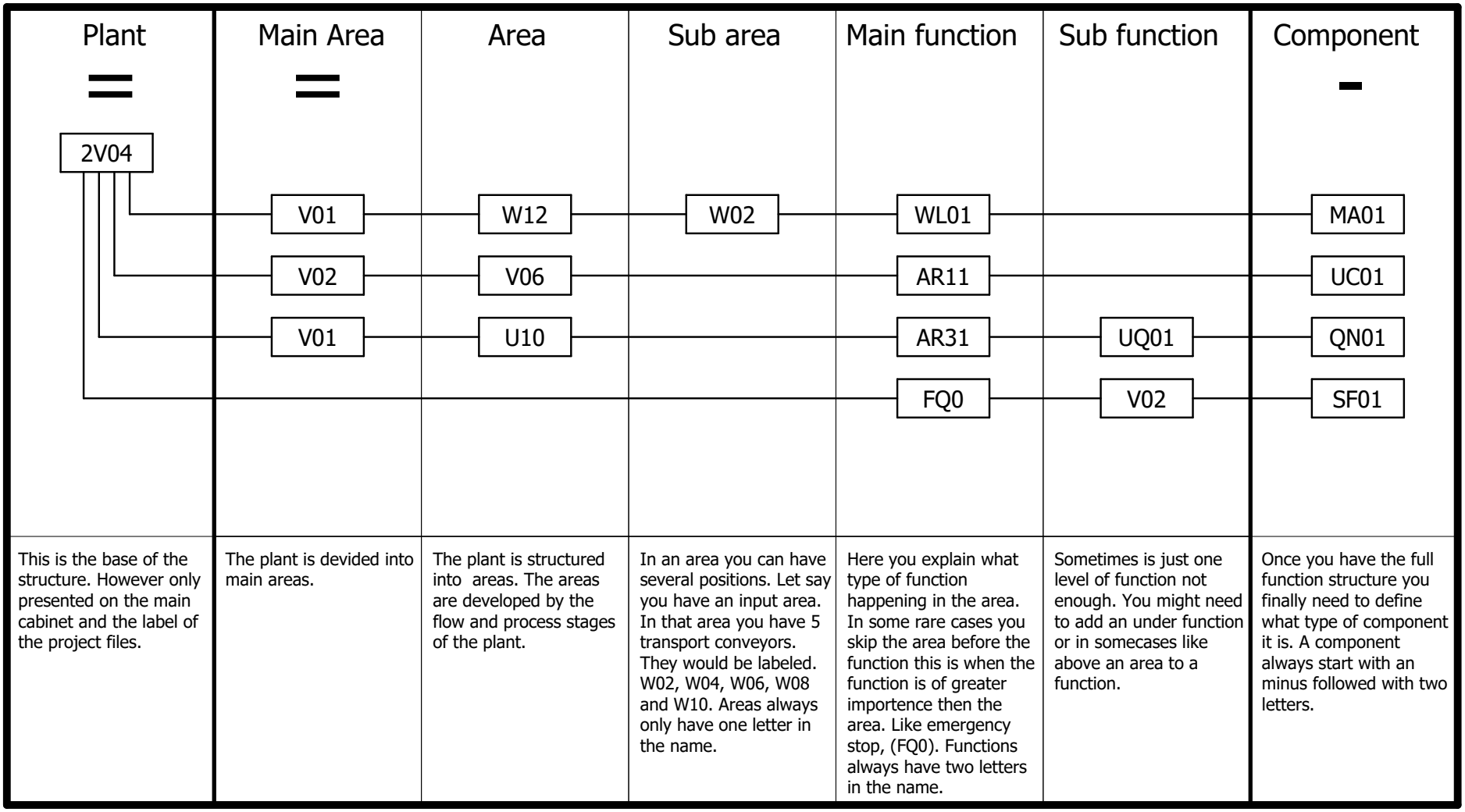

Modification	Date	Name				
			Date	9/21/2022	Volvo Trucks North America	Valiant TMS
			Ed.	MKLEPADLO		
			Appr		P6700 Underbody Floor Skin - Cell 2V03	Scale 1:1
			Original		Replacement of / Replaced by	

Project structure

Drawing name: =2V03&EFS-EL

Document type: EAA

Project nr: 22-16151

Page 2 / 1721

1. VLN letter codes.
• Our interpretation of IEC 81346-2 is presented in the Excel document: “F01_VLN_Interpretation__81346-2”

2. Wire color coding.
• Based on: "F01_VTNA_Equipment_Standards_Version_2021"

Description	**Color**	**IEC 60204**	**Minimum area**
Power circuits 480/120 VAC	Black	bk	14 AWG
Control circuits 120 VAC	Red	rd	16 AWG
Control circuits before main disconnect (internally supplied)	Yellow	ye	14 AWG
Control circuits before main disconnect (externally supplied)	Orange	og	14 AWG
Control circuits 24 VDC	Blue	bu	16 AWG
DC circuits before main disconnect (positive)	Blue/Orange	buog	16 AWG
DC circuits before main disconnect (common)	White/Orange	whog	16 AWG
Protective conductor PE (Earth)	Green/Yellow	gnye	14 AWG
Neutral	White	wh	14 AWG

Purpose

This document is made to avoid any misconcenptions about the standards we have to uphold regarding equipment grounding connections in compliance with the electrical regulations contained in NEC 250.119.

Fundemental principles

All equipment bonding connections originate from one grounding block, which is mounted either on the outside or directly on the main cabinet. This block is then connected with a minimum size 6 AWG green/yellow wire from the main cabinets grounding bar, this wire is labled (GND1).

From this block a network of green/yellow wiring is spread across the plant. At every bonding connection point a 10 AWG wire composed of a tapp-off clamp as well as a cableharness is used to connect the surface to the bonding network.

Equipment Bonding example

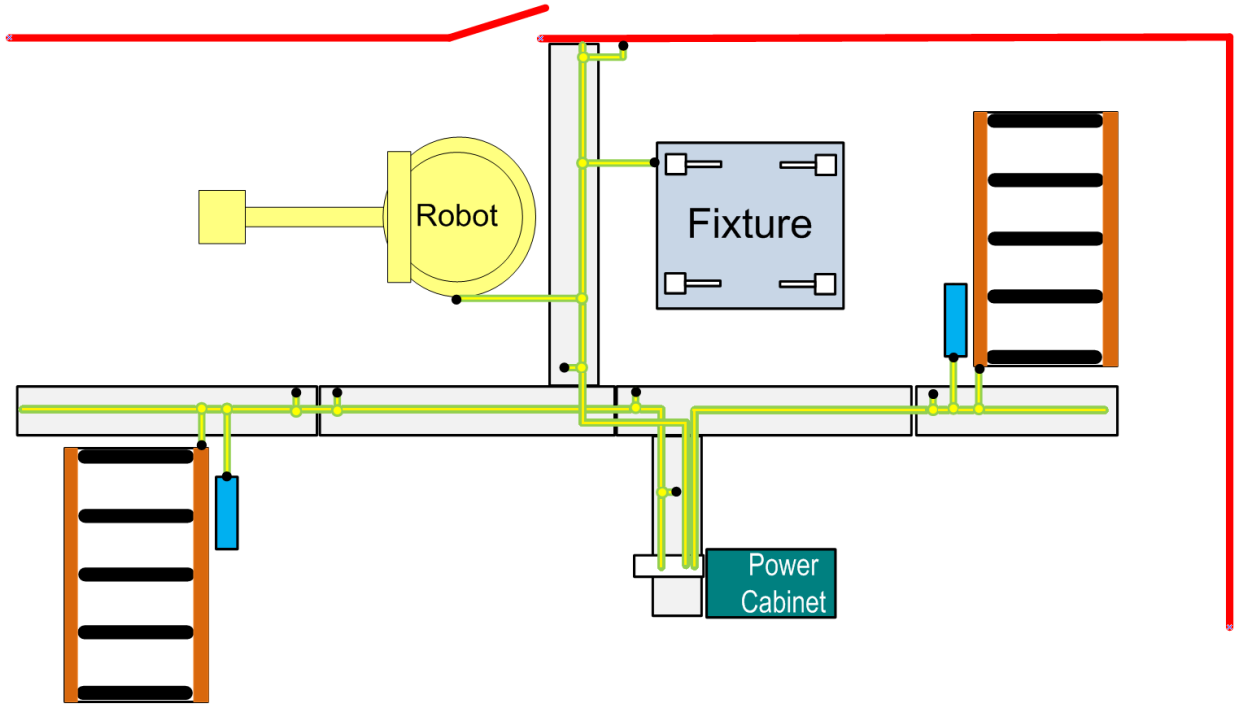

PLC Card Naming:

The following chart shall be used to cross-reference the naming of PLC cards in PDP & RIO enclosures. This chart is generic and not every enclosure will exist in this package.

Enc Type	Number	Slot 1	Slot 2	Slot 3	Slot 4	Slot 5	Slot 6	Slot 7	Slot 8	Slot 9	Slot 10	Slot 11	Slot 12	Slot 13	Slot 14
PDP	**UC11 PDP1**														
	UC11	KF11.11	KF11.12	KF11.13	KF11.14	KF11.31	KF11.32	KF11.21	KF11.41	KF11.42	KF11.51	KF11.52	KF11.53	KF11.54	
		DI x16	DI x16	DI x16	DI x16	F-DI x 8	F-DI x 8	DQ x16	F-DQ x 4	F-DQ x 4	F-RQ x 1	F-RQ x 1	F-RQ x 1	F-RQ x 1	
		IB 50..51	IB 52..53	IB 54..55	IB 56..57	IB 5050..5055	IB 5056..5061		IB 5062..5066	IB 5067..5071	IB 5072	IB 5073	IB 5074	IB 5075	
						QB 5050..5053	QB 5056..5059	QB 50..51	QB 5062..5066	QB 5067..5071					
	UC12 PDP2														
	UC12	KF12.11	KF12.12	KF12.13	KF12.14	KF12.31	KF12.32	KF12.21	KF12.41	KF12.42	KF12.51	KF12.52	KF12.53	KF12.54	
		DI x16	DI x16	DI x16	DI x16	F-DI x 8	F-DI x 8	DQ x16	F-DQ x 4	F-DQ x 4	F-RQ x 1	F-RQ x 1	F-RQ x 1	F-RQ x 1	
		IB 80..81	IB 82..83	IB 84..85	IB 86..87	IB 5080..5085	IB 5086..5091		IB 5092..5096	IB 5097..5101	IB 5102	IB 5103	IB 5104	IB 5105	
						QB 5080..5083	QB 5086..5089	QB 80..81	QB 5092..5096	QB 5097..5101					
	UC13 PDP3														
	UC13	KF13.11	KF13.12	KF13.13	KF13.14	KF13.31	KF13.32	KF13.21	KF13.41	KF13.42	KF13.51	KF13.52	KF13.53	KF13.54	
		DI x16	DI x16	DI x16	DI x16	F-DI x 8	F-DI x 8	DQ x16	F-DQ x 4	F-DQ x 4	F-RQ x 1	F-RQ x 1	F-RQ x 1	F-RQ x 1	
		IB 110..111	IB 112..113	IB 114..115	IB 116..117	IB 5110..5115	IB 5116..5121		IB 5122..5126	IB 5127..5131	IB 5132	IB 5133	IB 5134	IB 5135	
						QB 5110..5113	QB 5116..5119	QB 110..111	QB 5122..5126	QB 5127..5131					
RIO	**UC14 RIO1**														
	UC14	KF14.11	KF14.12	KF14.31	KF14.32	KF14.21	KF14.41	KF14.42	KF14.51	KF14.52	KF14.53	KF14.54			
		DI x16	DI x16	F-DI x 8	F-DI x 8	DQ x16	F-DQ x 4	F-DQ x 4	F-RQ x 1	F-RQ x 1	F-RQ x 1	F-RQ x 1			
		IB 200..201	IB 202..203	IB 5200..5205	IB 5206..5211		IB 5212..5216	IB 5217..5221	IB 5222	IB 5223	IB 5224	IB 5225			
				QB 5200..5203	QB 5206..5209	QB 200..201	QB 5212..5216	QB 5217..5221							
	UC15 RIO2														
	UC15	KF15.11	KF15.12	KF15.31	KF15.32	KF15.21	KF15.41	KF15.42	KF15.51	KF15.52	KF15.53	KF15.54			
		DI x16	DI x16	F-DI x 8	F-DI x 8	DQ x16	F-DQ x 4	F-DQ x 4	F-RQ x 1	F-RQ x 1	F-RQ x 1	F-RQ x 1			
		IB 230..231	IB 232..233	IB 5230..5235	IB 5236..5241		IB 5242..5246	IB 5247..5251	IB 5252	IB 5253	IB 5254	IB 5255			
				QB 5230..5233	QB 5236..5239	QB 230..231	QB 5242..5246	QB 5247..5251							
	UC16 RIO3														
	UC16	KF16.11	KF16.12	KF16.31	KF16.32	KF16.21	KF16.41	KF16.42	KF16.51	KF16.52	KF16.53	KF16.54			
		DI x16	DI x16	F-DI x 8	F-DI x 8	DQ x16	F-DQ x 4	F-DQ x 4	F-RQ x 1	F-RQ x 1	F-RQ x 1	F-RQ x 1			
		IB 260..261	IB 262..263	IB 5260..5265	IB 5266..5271		IB 5272..5276	IB 5277..5281	IB 5282	IB 5283	IB 5284	IB 5285			
				QB 5260..5263	QB 5266..5269	QB 260..261	QB 5272..5276	QB 5287..5281							
	UC17 RIO4														
	UC17	KF17.11	KF17.12	KF17.31	KF17.32	KF17.21	KF17.41	KF17.42	KF17.51	KF17.52	KF17.53	KF17.54			
		DI x16	DI x16	F-DI x 8	F-DI x 8	DQ x16	F-DQ x 4	F-DQ x 4	F-RQ x 1	F-RQ x 1	F-RQ x 1	F-RQ x 1			
		IB 290..291	IB 292..293	IB 5290..5295	IB 5296..5301		IB 5302..5306	IB 5307..5311	IB 5312	IB 5313	IB 5314	IB 5315			
				QB 5290..5293	QB 5296..5299	QB 290..291	QB 5302..5306	QB 5307..5311							

			Date	9/21/2022	Volvo Trucks North America	Valiant TMS	PLC Card Naming	Drawing name: =2V03&EFS-EL	=	
			Ed.	MKLEPADLO					+	
			Appr		P6700 Underbody Floor Skin - Cell 2V03			Document type: EAA	Project nr: 22-16151	Page 5
Modification	Date	Name	Original		Replacement of	Replaced by	Scale 1:1			1721

Table of contents

Column X: An automatically generated page was edited

F06_001

Page	Page description	supplementary page field	Date	Edited by	X
&EAA/1	Title page / cover sheet		9/21/2022	MKLEPADLO	
&EAA/2	Project structure		9/21/2022	MKLEPADLO	
&EAA/3	Letter codes/colors		9/21/2022	MKLEPADLO	
&EAA/4	Equipment Grounding policy		9/21/2022	MKLEPADLO	
&EAA/5	PLC Card Naming		9/21/2022	MKLEPADLO	
&EAB/1	Table of contents : &EAA/1 - &EAB/28		12/2/2022	MKLEPADLO	
&EAB/2	Table of contents : &EAB/29 - &EFA=FQ99V1+V1/2		12/2/2022	MKLEPADLO	
&EAB/3	Table of contents : &EFA=FQ99V1+V1/3 - &EFS=KF0WC4+UC31/6		12/2/2022	MKLEPADLO	
&EAB/4	Table of contents : &EFS=KH0+KH0/1 - &EFS=V1AR12UQ41KF1+V1AR12UQ41/4		12/2/2022	MKLEPADLO	
&EAB/5	Table of contents : &EFS=V1AR12UQ41KF1+V1AR12UQ41/5 - &EFS=V1AR13KF1+V1AR13UC01/1		12/2/2022	MKLEPADLO	
&EAB/6	Table of contents : &EFS=V1AR13UQ41BG0+V1AR13UQ41/1 - &EFS=V1AR24KF1+V1AR24UC01/1		12/2/2022	MKLEPADLO	
&EAB/7	Table of contents : &EFS=V1AR24WC1+V1AR24UC01/1 - &EFS=V1FQ1+V1FQ1/15		12/2/2022	MKLEPADLO	
&EAB/8	Table of contents : &EFS=V1FQ1+V1FQ1/16 - &EFS=V1GL12UQ51UQ6+V1GL12UQ51UQ6/1		12/2/2022	MKLEPADLO	
&EAB/9	Table of contents : &EFS=V1KF1+V1UC11/1 - &EFS=V1KF1+V1UC14/13		12/2/2022	MKLEPADLO	
&EAB/10	Table of contents : &EFS=V1KF1+V1UC14/14 - &EFS=V1KF1+V1UC32/7		12/2/2022	MKLEPADLO	
&EAB/11	Table of contents : &EFS=V1KF1+V1UC33/1 - &EFS=V1SF0PG3+V1UC51/1		12/2/2022	MKLEPADLO	
&EAB/12	Table of contents : &EFS=V1SF0SF1+V1UC71/1 - &EFS=V1UQ51WC4+V1UQ51/1		12/2/2022	MKLEPADLO	
&EAB/13	Table of contents : &EFS=V1UQ52BG0+V1UQ52/1 - &EFS=V1WC4+V1UC11/3		12/2/2022	MKLEPADLO	
&EAB/14	Table of contents : &EFS=V1WC4+V1UC11/4 - &EFS=V1WC4+V1UC14/9		12/2/2022	MKLEPADLO	
&EAB/15	Table of contents : &EFS=V1WC4+V1UC14/11 - &EFS=V1WC4+V1UC15/21		12/2/2022	MKLEPADLO	
&EAB/16	Table of contents : &EFS=V1WC4+V1UC15/22 - &EFS=V1WR1UQ51UQ5+V1WR1UQ51UQ5/1		12/2/2022	MKLEPADLO	
&EAB/17	Table of contents : &EFS=V1WR1UQ51UQ6+V1WR1UQ51UQ6/1 - &EFS=V1WR1UQ52UQ16+V1WR1UQ52UQ16/1		12/2/2022	MKLEPADLO	
&EAB/18	Table of contents : &EFS=V1WR1UQ52UQ17+V1WR1UQ52UQ17/1 - &EFS=V2KF1+V2UC14/12		12/2/2022	MKLEPADLO	
&EAB/19	Table of contents : &EFS=V2KF1+V2UC14/13 - &EFS=V2WC4+V2UC14/11		12/5/2022	KMAFFRE	
&EAB/20	Table of contents : &EFS=V2WC4+V2UC14/12 - &EFS=V2WR1UQ51UQ5+V2WR1UQ51UQ5/1		12/2/2022	MKLEPADLO	
&EAB/21	Table of contents : &EFS=V2WR1UQ51UQ6+V2WR1UQ51UQ6/1 - &ELU=V1PZ1PF4+V1UC64/2		12/2/2022	MKLEPADLO	
&EAB/22	Table of contents : &ELU=V1PZ1PF5+V1UC65/1 - &ELU=V2PZ1PF1+V2UC61/1		12/2/2022	MKLEPADLO	
&EAB/23	Table of contents : &ELU=V2PZ1PF1+V2UC61/2 - &EMA=V1AR11UQ41BG0+V1AR11UQ41/8		12/2/2022	MKLEPADLO	
&EAB/24	Table of contents : &EMA=V1AR11UQ41BG0+V1AR11UQ41/9 - &EMA=V1AR12UQ41KF1+V1AR12UQ41/2		12/2/2022	MKLEPADLO	
&EAB/25	Table of contents : &EMA=V1AR12UQ41KF1+V1AR12UQ41/3 - &EMA=V1AR12UQ42UQ3.5+V1AR12UQ42UQ3.5/1		12/2/2022	MKLEPADLO	
&EAB/26	Table of contents : &EMA=V1AR12UQ42UQ4.1+V1AR12UQ42UQ4.1/1 - &EMA=V1AR25WC1+V1AR25UC01/1		12/2/2022	MKLEPADLO	
&EAB/27	Table of contents : &EMA=V1AR25XQ11WC1+V1AR25XQ11UC01/1 - &EMA=V1CL3BG0+V1CL3/4		12/2/2022	MKLEPADLO	
&EAB/28	Table of contents : &EMA=V1CL3BG0+V1CL3/5 - &EMA=V1FQ1+V1FQ1/5		12/2/2022	MKLEPADLO	

			Date	12/5/2022	Volvo Trucks North America	Valiant TMS	Table of contents : &EAA/1 - &EAB/28	Drawing name: =2V03&EFS-EL	=	
			Ed.	KMAFFRE					+	
			Appr		P6700 Underbody Floor Skin - Cell 2V03			Document type: EAB	Project nr: 22-16151	Page 1
Modification	Date	Name	Original		Replacement of / Replaced by	Scale 1:1				1721

Table of contents

Column X: An automatically generated page was edited

F06_001

Page	Page description	supplementary page field	Date	Edited by	X
&EAB/29	Table of contents : &EMA=V1FQ1+V1FQ1/6 - &EMA=V1FQ1+V1FQ1/38		12/2/2022	MKLEPADLO	
&EAB/30	Table of contents : &EMA=V1FQ1+V1FQ1/39 - &EMA=V1KF1+V1UC11/10		12/2/2022	MKLEPADLO	
&EAB/31	Table of contents : &EMA=V1KF1+V1UC11/11 - &EMA=V1KF1+V1UC33/1		12/2/2022	MKLEPADLO	
&EAB/32	Table of contents : &EMA=V1KF1+V1UC46/1 - &EMA=V1UQ51BG0+V1UQ51/2		12/2/2022	MKLEPADLO	
&EAB/33	Table of contents : &EMA=V1UQ51BG0+V1UQ51/3 - &EMA=V1UQ52BG0+V1UQ52/2		12/2/2022	MKLEPADLO	
&EAB/34	Table of contents : &EMA=V1UQ52BG0+V1UQ52/3 - &EMA=V1WR1UQ51BG0+V1WR1UQ51/19		12/2/2022	MKLEPADLO	
&EAB/35	Table of contents : &EMA=V1WR1UQ51BG0+V1WR1UQ51/20 - &EMA=V1WR1UQ52BG0+V1WR1UQ52/1		12/2/2022	MKLEPADLO	
&EAB/36	Table of contents : &EMA=V1WR1UQ52BG0+V1WR1UQ52/2 - &EMA=V1WR1UQ52UQ4.4+V1WR1UQ52UQ4.4/1		12/2/2022	MKLEPADLO	
&EAB/37	Table of contents : &EMA=V1WR1UQ52UQ5.1+V1WR1UQ52UQ5.1/1 - &EMA=V1WR1UQ52UQ19.3+V1WR1UQ52UQ19.3/1		12/2/2022	MKLEPADLO	
&EAB/38	Table of contents : &EMA=V1WR1UQ52UQ20.1+V1WR1UQ52UQ20.1/1 - &EMA=V2WR1BG0+V2WR1/2		12/2/2022	MKLEPADLO	
&EAB/39	Table of contents : &EMA=V2WR1BG0+V2WR1/3 - &EMA=V2WR1UQ51UQ10.1+V2WR1UQ51UQ10.1/1		12/2/2022	MKLEPADLO	
&EAB/40	Table of contents : &EMA=V2WR1UQ51UQ10.2+V2WR1UQ51UQ10.2/1 - &EMC/4		12/2/2022	MKLEPADLO	
&EAB/41	Table of contents : &EMC/5 - &EPB+V1AR11UQ41UQ7.1/1		12/2/2022	MKLEPADLO	
&EAB/42	Table of contents : &EPB+V1AR11UQ41UQ7.2/1 - &EPB+V1AR13UQ41UQ1.1/1		12/2/2022	MKLEPADLO	
&EAB/43	Table of contents : &EPB+V1AR13UQ41UQ2.1/1 - &EPB+V1UC14/1		12/2/2022	MKLEPADLO	
&EAB/44	Table of contents : &EPB+V1UC15/1 - &EPB+V1UQ51UQ5.1/1		12/2/2022	MKLEPADLO	
&EAB/45	Table of contents : &EPB+V1UQ51UQ6.1/1 - &EPB+V1WR1UQ51UQ3.2/1		12/2/2022	MKLEPADLO	
&EAB/46	Table of contents : &EPB+V1WR1UQ51UQ4.1/1 - &EPB+V1WR1UQ52UQ7.2/1		12/2/2022	MKLEPADLO	
&EAB/47	Table of contents : &EPB+V1WR1UQ52UQ7.3/1 - &EPB+V2UC14/1		12/2/2022	MKLEPADLO	
&EAB/48	Table of contents : &EPB+V2UC46/1 - &EPB+V1GL12UQ51UQ2.1/1		12/5/2022	KMAFFRE	
&EAB/49	Table of contents : &EPB+V1GL12UQ51UQ6.1/1 - &ETT/26		12/2/2022	MKLEPADLO	
&EAB/50	Table of contents : &ETT/27 - &ETT/59		12/2/2022	MKLEPADLO	
&EAB/51	Table of contents : &ETT/60 - &ETT/92		12/2/2022	MKLEPADLO	
&EAB/52	Table of contents : &ETT/93 - &EYY/14		12/5/2022	KMAFFRE	
&EAB/53	Table of contents : &EYY/15 - &EYY/19		12/2/2022	MKLEPADLO	
&EAZ/1	Amendment page		9/30/2022	MKLEPADLO	
&EAZ/2	Amendment page		10/1/2022	MKLEPADLO	
&EAZ/3	Amendment page		10/21/2022	KMAFFRE	
&EAZ/4	Amendment page		10/27/2022	MKLEPADLO	
&EAZ/5	Amendment page		11/15/2022	KMAFFRE	
&EAZ/6	Amendment page		12/1/2022	KMAFFRE	
&EFA=FQ99V1+V1/1	EQUIPMENT BONDING		12/2/2022	MKLEPADLO	
&EFA=FQ99V1+V1/2	EQUIPMENT BONDING		12/2/2022	MKLEPADLO	

Table of contents

Column X: An automatically generated page was edited

F06_001

Page	Page description	supplementary page field	Date	Edited by	X
&EFA=FQ99V1+V1/3	EQUIPMENT BONDING		12/2/2022	MKLEPADLO	
&EFA=FQ99V1+V1/4	EQUIPMENT BONDING		9/22/2022	MKLEPADLO	
&EFA=FQ99V1+V1/5	EQUIPMENT BONDING		12/2/2022	MKLEPADLO	
&EFA=FQ99V1+V1/6	EQUIPMENT BONDING		12/2/2022	MKLEPADLO	
&EFA=FQ99V1+V1/7	EQUIPMENT BONDING		12/2/2022	MKLEPADLO	
&EFA=FQ99V2+V2/1	EQUIPMENT BONDING		9/22/2022	MKLEPADLO	
&EFS=FQ0V1SF1S01+V1UC32/1	Emergency stop +V1SF1S01UC32		9/22/2022	MKLEPADLO	
&EFS=FQ0V1SF1S01+V1UC33/1	Emergency stop +V1SF1S01UC33		9/22/2022	MKLEPADLO	
&EFS=KF0FQ0+UC31/1	Operating box UC91 MOP		9/22/2022	MKLEPADLO	
&EFS=KF0KF1+UC31/1	CPU 1515-F-2PN, Failsafe		9/22/2022	MKLEPADLO	
&EFS=KF0KF1+UC31/2	Cell interface S615		9/22/2022	MKLEPADLO	
&EFS=KF0KF1+UC31/3	Switch, Scalance XC216		9/22/2022	MKLEPADLO	
&EFS=KF0KF1+UC31/6	MOP, PC		9/22/2022	MKLEPADLO	
&EFS=KF0KF1+UC31/10	Network overview		9/22/2022	MKLEPADLO	
&EFS=KF0KF1+UC31/11	IM 155 PN		9/22/2022	MKLEPADLO	
&EFS=KF0KF1+UC31/12	ET200S Wiring DI		9/22/2022	MKLEPADLO	
&EFS=KF0KF1+UC31/14	ET200S Wiring DO		9/22/2022	MKLEPADLO	
&EFS=KF0KF1+UC31/18	ET200S Wiring F-DI		9/22/2022	MKLEPADLO	
&EFS=KF0KF1+UC31/21	ET200S Cross-reference Input module		9/21/2022	MKLEPADLO	
&EFS=KF0KF1+UC31/41	ET200S Cross-reference Output module		9/21/2022	MKLEPADLO	
&EFS=KF0KF1+UC31/81	ET200S Cross-reference Safe input module		9/21/2022	MKLEPADLO	
&EFS=KF0PZ1+UC31/1	Indication column		9/22/2022	MKLEPADLO	
&EFS=KF0SF1+UC31/1	Operating box UC91 MOP		9/22/2022	MKLEPADLO	
&EFS=KF0SF1+UC31/2	Operating box UC92 MOP		9/22/2022	MKLEPADLO	
&EFS=KF0WC3+UC31/1	Incomming power supply 120 VAC		10/12/2022	MKLEPADLO	
&EFS=KF0WC3+UC31/2	Outlet PLC 120VAC		9/22/2022	MKLEPADLO	
&EFS=KF0WC3+UC31/3	Monitoring 120VAC		9/22/2022	MKLEPADLO	
&EFS=KF0WC4+UC31/1	Power distribution 24VDC		9/22/2022	MKLEPADLO	
&EFS=KF0WC4+UC31/2	Power distribution, UPS		9/22/2022	MKLEPADLO	
&EFS=KF0WC4+UC31/3	Power distribution 24VDC 1L+		9/22/2022	MKLEPADLO	
&EFS=KF0WC4+UC31/4	Power distribution 24VDC 2L+		9/22/2022	MKLEPADLO	
&EFS=KF0WC4+UC31/5	Power distribution 24VDC 3L+		9/22/2022	MKLEPADLO	
&EFS=KF0WC4+UC31/6	Power distribution 24VDC 4L+		9/22/2022	MKLEPADLO	

Table of contents

Column X: An automatically generated page was edited

F06_001

Page	Page description	supplementary page field	Date	Edited by	X
&EFS=KH0+KH0/1	Incoming air supply (Main)		10/28/2022	MKLEPADLO	
&EFS=KH0+KH0/2	Incoming air supply (S070 Turntable)		10/31/2022	MKLEPADLO	
&EFS=KH0+KH0/3	Incoming air supply (S080 Fixture)		10/28/2022	MKLEPADLO	
&EFS=KH0+KH0/4	Incoming air supply (S090 Turntable)		11/1/2022	KMAFFRE	
&EFS=KH0+KH0/5	Incoming air supply (S100 Date Scribe)		11/1/2022	KMAFFRE	
&EFS=KH3+KH3/1	Incoming water supply (Filter)		10/20/2022	KMAFFRE	
&EFS=KH3+KH3/2	Incoming water supply (Main)		10/20/2022	KMAFFRE	
&EFS=V1AR11KF1+V1AR11UC01/1	Incoming Profinet		9/22/2022	MKLEPADLO	
&EFS=V1AR11UQ41BG0+V1AR11UQ41/1	SENSORS		9/22/2022	MKLEPADLO	
&EFS=V1AR11UQ41BG0+V1AR11UQ41/2	SENSORS		9/22/2022	MKLEPADLO	
&EFS=V1AR11UQ41BG0+V1AR11UQ41/3	SENSORS		9/22/2022	MKLEPADLO	
&EFS=V1AR11UQ41KF1+V1AR11UQ41/1	24VDC SUPPLY AND PROFINET HANDLING MODULE		9/22/2022	MKLEPADLO	
&EFS=V1AR11UQ41KF1+V1AR11UQ41/2	CONNECTING MOD. FOR MPA MANIFOLD		9/22/2022	MKLEPADLO	
&EFS=V1AR11UQ41KF1+V1AR11UQ41/3	I/O MOD. DI16 (8 x M12) FOR MPA		9/22/2022	MKLEPADLO	
&EFS=V1AR11UQ41KF1+V1AR11UQ41/4	I/O MOD. DI16 (8 x M12) FOR MPA		9/22/2022	MKLEPADLO	
&EFS=V1AR11UQ41KF1+V1AR11UQ41/5	CONNECTING MOD. FOR FESTO DQ		9/22/2022	MKLEPADLO	
&EFS=V1AR11UQ41UQ1+V1AR11UQ41UE5/1	FESTO DQ CONNECTION QN1		9/22/2022	MKLEPADLO	
&EFS=V1AR11UQ41UQ2+V1AR11UQ41UE5/2	FESTO DQ CONNECTION QN2		9/22/2022	MKLEPADLO	
&EFS=V1AR11UQ41UQ3+V1AR11UQ41UE5/3	FESTO DQ CONNECTION QN3		9/22/2022	MKLEPADLO	
&EFS=V1AR11UQ41UQ4+V1AR11UQ41UE5/4	FESTO DQ CONNECTION QN4		9/22/2022	MKLEPADLO	
&EFS=V1AR11UQ41UQ5+V1AR11UQ41UE5/5	FESTO DQ CONNECTION QN5		9/22/2022	MKLEPADLO	
&EFS=V1AR11UQ41UQ6+V1AR11UQ41UE5/6	FESTO DQ CONNECTION QN6		9/22/2022	MKLEPADLO	
&EFS=V1AR11UQ41UQ7+V1AR11UQ41UE5/7	FESTO DQ CONNECTION QN7		9/22/2022	MKLEPADLO	
&EFS=V1AR11UQ41UQ8+V1AR11UQ41UE5/8	FESTO DQ CONNECTION QN8		9/22/2022	MKLEPADLO	
&EFS=V1AR11UQ41UQ9+V1AR11UQ41UE5/9	FESTO DQ CONNECTION QN9		9/22/2022	MKLEPADLO	
&EFS=V1AR11UQ41UQ10+V1AR11UQ41UE5/10	FESTO DQ CONNECTION QN10		9/22/2022	MKLEPADLO	
&EFS=V1AR11WC1+V1AR11UC01/1	Incoming power		9/22/2022	MKLEPADLO	
&EFS=V1AR12KF1+V1AR12UC01/1	Incoming Profinet		12/2/2022	MKLEPADLO	
&EFS=V1AR12UQ41BG0+V1AR12UQ41/1	SENSORS		9/22/2022	MKLEPADLO	
&EFS=V1AR12UQ41KF1+V1AR12UQ41/1	24VDC SUPPLY AND PROFINET HANDLING MODULE		9/22/2022	MKLEPADLO	
&EFS=V1AR12UQ41KF1+V1AR12UQ41/2	CONNECTING MOD. FOR MPA MANIFOLD		9/22/2022	MKLEPADLO	
&EFS=V1AR12UQ41KF1+V1AR12UQ41/3	I/O MOD. DI16 (8 x M12) FOR MPA		9/22/2022	MKLEPADLO	
&EFS=V1AR12UQ41KF1+V1AR12UQ41/4	I/O MOD. DI16 (8 x M12) FOR MPA		9/22/2022	MKLEPADLO	

Table of contents

Column X: An automatically generated page was edited

F06_001

Page	Page description	supplementary page field	Date	Edited by	X
&EFS=V1AR12UQ41KF1+V1AR12UQ41/5	CONNECTING MOD. FOR FESTO DQ		9/22/2022	MKLEPADLO	
&EFS=V1AR12UQ41KF1+V1AR12UQ41/6	Safety sensors (on tool stand)		9/21/2022	MKLEPADLO	
&EFS=V1AR12UQ41KF2+V1AR12UQ41/2	CONNECTING MOD. FOR MPA MANIFOLD		9/22/2022	MKLEPADLO	
&EFS=V1AR12UQ41KF2+V1AR12UQ41/3	I/O MOD. DI16 (8 x M12) FOR MPA		9/22/2022	MKLEPADLO	
&EFS=V1AR12UQ41KF2+V1AR12UQ41/4	I/O MOD. DI16 (8 x M12) FOR MPA		9/22/2022	MKLEPADLO	
&EFS=V1AR12UQ41KF2+V1AR12UQ41/5	CONNECTING MOD. FOR FESTO DQ		9/22/2022	MKLEPADLO	
&EFS=V1AR12UQ41UQ1+V1AR12UQ41UE1/1	FESTO DQ CONNECTION QN1		9/22/2022	MKLEPADLO	
&EFS=V1AR12UQ41UQ2+V1AR12UQ41UE2/1	FESTO DQ CONNECTION QN2		9/22/2022	MKLEPADLO	
&EFS=V1AR12UQ41UQ3+V1AR12UQ41UE3/1	FESTO DQ CONNECTION QN3		9/22/2022	MKLEPADLO	
&EFS=V1AR12UQ41UQ4+V1AR12UQ41UE4/1	FESTO DQ CONNECTION QN4		9/22/2022	MKLEPADLO	
&EFS=V1AR12UQ41UQ5+V1AR12UQ41UE5/1	FESTO DQ CONNECTION QN5		9/22/2022	MKLEPADLO	
&EFS=V1AR12UQ41UQ6+V1AR12UQ41UE6/1	FESTO DQ CONNECTION QN6		9/22/2022	MKLEPADLO	
&EFS=V1AR12UQ41UQ7+V1AR12UQ41UE7/1	FESTO DQ CONNECTION QN7		9/22/2022	MKLEPADLO	
&EFS=V1AR12UQ41UQ8+V1AR12UQ41UE8/1	FESTO DQ CONNECTION QN8		9/22/2022	MKLEPADLO	
&EFS=V1AR12UQ41UQ9+V1AR12UQ41UE9/1	FESTO DQ CONNECTION QN9		9/22/2022	MKLEPADLO	
&EFS=V1AR12UQ41UQ10+V1AR12UQ41UE10/1	FESTO DQ CONNECTION QN10		9/22/2022	MKLEPADLO	
&EFS=V1AR12UQ41UQ11+V1AR12UQ41UE11/1	FESTO DQ CONNECTION QN11		9/22/2022	MKLEPADLO	
&EFS=V1AR12UQ41UQ12+V1AR12UQ41UE12/1	FESTO DQ CONNECTION QN12		9/22/2022	MKLEPADLO	
&EFS=V1AR12UQ42BG0+V1AR12UQ42/1	SENSORS		9/22/2022	MKLEPADLO	
&EFS=V1AR12UQ42KF1+V1AR12UQ42/1	24VDC SUPPLY AND PROFINET HANDLING MODULE		9/22/2022	MKLEPADLO	
&EFS=V1AR12UQ42KF1+V1AR12UQ42/2	CONNECTING MOD. FOR MPA MANIFOLD		9/22/2022	MKLEPADLO	
&EFS=V1AR12UQ42KF1+V1AR12UQ42/3	I/O MOD. DI16 (8 x M12) FOR MPA		9/22/2022	MKLEPADLO	
&EFS=V1AR12UQ42KF1+V1AR12UQ42/4	I/O MOD. DI16 (8 x M12) FOR MPA		9/22/2022	MKLEPADLO	
&EFS=V1AR12UQ42KF1+V1AR12UQ42/5	CONNECTING MOD. FOR FESTO DQ		9/22/2022	MKLEPADLO	
&EFS=V1AR12UQ42KF1+V1AR12UQ42/6	Safety sensors (on tool stand)		9/21/2022	MKLEPADLO	
&EFS=V1AR12UQ42UQ1+V1AR12UQ42UE1/1	FESTO DQ CONNECTION QN1		9/22/2022	MKLEPADLO	
&EFS=V1AR12UQ42UQ2+V1AR12UQ42UE2/1	FESTO DQ CONNECTION QN2		9/22/2022	MKLEPADLO	
&EFS=V1AR12UQ42UQ3+V1AR12UQ42UE3/1	FESTO DQ CONNECTION QN3		9/22/2022	MKLEPADLO	
&EFS=V1AR12UQ42UQ4+V1AR12UQ42UE4/1	FESTO DQ CONNECTION QN4		9/22/2022	MKLEPADLO	
&EFS=V1AR12UQ42UQ5+V1AR12UQ42UE5/1	FESTO DQ CONNECTION QN5		9/22/2022	MKLEPADLO	
&EFS=V1AR12UQ42UQ6+V1AR12UQ42UE6/1	FESTO DQ CONNECTION QN6		9/22/2022	MKLEPADLO	
&EFS=V1AR12WC1+V1AR12UC01/1	Incoming power		9/22/2022	MKLEPADLO	
&EFS=V1AR13KF1+V1AR13UC01/1	Incoming Profinet		9/22/2022	MKLEPADLO	

Table of contents

Column X: An automatically generated page was edited F06_001

Page	Page description	supplementary page field	Date	Edited by	X
&EFS=V1AR13UQ41BG0+V1AR13UQ41/1	SENSORS		9/22/2022	MKLEPADLO	
&EFS=V1AR13UQ41KF1+V1AR13UQ41/1	24VDC SUPPLY AND PROFINET HANDLING MODULE		9/22/2022	MKLEPADLO	
&EFS=V1AR13UQ41KF1+V1AR13UQ41/2	CONNECTING MOD. FOR MPA MANIFOLD		9/22/2022	MKLEPADLO	
&EFS=V1AR13UQ41KF1+V1AR13UQ41/3	I/O MOD. DI16 (8 x M12) FOR MPA		9/22/2022	MKLEPADLO	
&EFS=V1AR13UQ41KF1+V1AR13UQ41/4	I/O MOD. DI16 (8 x M12) FOR MPA		9/22/2022	MKLEPADLO	
&EFS=V1AR13UQ41KF1+V1AR13UQ41/5	CONNECTING MOD. FOR FESTO DQ		9/22/2022	MKLEPADLO	
&EFS=V1AR13UQ41KF2+V1AR13UQ41/2	CONNECTING MOD. FOR MPA MANIFOLD		9/22/2022	MKLEPADLO	
&EFS=V1AR13UQ41KF2+V1AR13UQ41/3	I/O MOD. DI16 (8 x M12) FOR MPA		9/22/2022	MKLEPADLO	
&EFS=V1AR13UQ41KF2+V1AR13UQ41/4	I/O MOD. DI16 (8 x M12) FOR MPA		9/22/2022	MKLEPADLO	
&EFS=V1AR13UQ41KF2+V1AR13UQ41/5	CONNECTING MOD. FOR FESTO DQ		9/22/2022	MKLEPADLO	
&EFS=V1AR13UQ41UQ1+V1AR13UQ41UE1/1	FESTO DQ CONNECTION QN1		9/22/2022	MKLEPADLO	
&EFS=V1AR13UQ41UQ2+V1AR13UQ41UE2/1	FESTO DQ CONNECTION QN2		9/22/2022	MKLEPADLO	
&EFS=V1AR13UQ41UQ3+V1AR13UQ41UE3/1	FESTO DQ CONNECTION QN3		9/22/2022	MKLEPADLO	
&EFS=V1AR13UQ41UQ4+V1AR13UQ41UE4/1	FESTO DQ CONNECTION QN4		9/22/2022	MKLEPADLO	
&EFS=V1AR13UQ41UQ5+V1AR13UQ41UE5/1	FESTO DQ CONNECTION QN5		9/22/2022	MKLEPADLO	
&EFS=V1AR13UQ41UQ6+V1AR13UQ41UE6/1	FESTO DQ CONNECTION QN6		9/22/2022	MKLEPADLO	
&EFS=V1AR13UQ41UQ7+V1AR13UQ41UE7/1	FESTO DQ CONNECTION QN7		9/22/2022	MKLEPADLO	
&EFS=V1AR13UQ41UQ8+V1AR13UQ41UE8/1	FESTO DQ CONNECTION QN8		9/22/2022	MKLEPADLO	
&EFS=V1AR13UQ41UQ9+V1AR13UQ41UE9/1	FESTO DQ CONNECTION QN9		9/22/2022	MKLEPADLO	
&EFS=V1AR13UQ41UQ10+V1AR13UQ41UE10/1	FESTO DQ CONNECTION QN10		9/22/2022	MKLEPADLO	
&EFS=V1AR13UQ41UQ11+V1AR13UQ41UE11/1	FESTO DQ CONNECTION QN11		9/22/2022	MKLEPADLO	
&EFS=V1AR13UQ41UQ12+V1AR13UQ41UE12/1	FESTO DQ CONNECTION QN12		9/22/2022	MKLEPADLO	
&EFS=V1AR13WC1+V1AR13UC01/1	Incoming power		9/22/2022	MKLEPADLO	
&EFS=V1AR21KF1+V1AR21UC01/1	Incoming Profinet		12/2/2022	MKLEPADLO	
&EFS=V1AR21WC1+V1AR21UC01/1	Incoming power		9/22/2022	MKLEPADLO	
&EFS=V1AR21XQ11WC1+V1AR21XQ11UC01/1	Incoming power		12/2/2022	MKLEPADLO	
&EFS=V1AR22KF1+V1AR22UC01/1	Incoming Profinet		12/2/2022	MKLEPADLO	
&EFS=V1AR22WC1+V1AR22UC01/1	Incoming power		9/22/2022	MKLEPADLO	
&EFS=V1AR22XQ11WC1+V1AR22XQ11UC01/1	Incoming power		12/2/2022	MKLEPADLO	
&EFS=V1AR23KF1+V1AR23UC01/1	Incoming Profinet		12/2/2022	MKLEPADLO	
&EFS=V1AR23WC1+V1AR23UC01/1	Incoming power		9/22/2022	MKLEPADLO	
&EFS=V1AR23XQ11WC1+V1AR23XQ11UC01/1	Incoming power		12/2/2022	MKLEPADLO	
&EFS=V1AR24KF1+V1AR24UC01/1	Incoming Profinet		12/2/2022	MKLEPADLO	

Table of contents

Column X: An automatically generated page was edited

F06_001

Page	Page description	supplementary page field	Date	Edited by	X
&EFS=V1AR24WC1+V1AR24UC01/1	Incoming power		9/22/2022	MKLEPADLO	
&EFS=V1AR24XQ11WC1+V1AR24XQ11UC01/1	Incoming power		12/2/2022	MKLEPADLO	
&EFS=V1AR25KF1+V1AR25UC01/1	Incoming Profinet		12/2/2022	MKLEPADLO	
&EFS=V1AR25WC1+V1AR25UC01/1	Incoming power		9/22/2022	MKLEPADLO	
&EFS=V1AR25XQ11WC1+V1AR25XQ11UC01/1	Incoming power		12/2/2022	MKLEPADLO	
&EFS=V1AR26KF1+V1AR26UC01/1	Incoming Profinet		12/2/2022	MKLEPADLO	
&EFS=V1AR26WC1+V1AR26UC01/1	Incoming power		12/2/2022	MKLEPADLO	
&EFS=V1AR26XQ11WC1+V1AR26XQ11UC01/1	Incoming power		12/2/2022	MKLEPADLO	
&EFS=V1CL1BG0+V1CL1/1	SENSORS		9/22/2022	MKLEPADLO	
&EFS=V1CL1BG0+V1CL1/2	SENSORS		9/22/2022	MKLEPADLO	
&EFS=V1CL1KF1+V1CL1/1	MURR MODULE 16 IN		9/26/2022	MKLEPADLO	
&EFS=V1CL2BG0+V1CL2/1	SENSORS		9/22/2022	MKLEPADLO	
&EFS=V1CL2BG0+V1CL2/2	SENSORS		9/22/2022	MKLEPADLO	
&EFS=V1CL2KF1+V1CL2/1	MURR MODULE 16 IN		9/26/2022	MKLEPADLO	
&EFS=V1CL3BG0+V1CL3/1	SENSORS		9/22/2022	MKLEPADLO	
&EFS=V1CL3BG0+V1CL3/2	SENSORS		9/22/2022	MKLEPADLO	
&EFS=V1CL3KF1+V1CL3/1	MURR MODULE 16 IN		9/26/2022	MKLEPADLO	
&EFS=V1CL4BG0+V1CL4/1	SENSORS		9/22/2022	MKLEPADLO	
&EFS=V1CL4BG0+V1CL4/2	SENSORS		9/22/2022	MKLEPADLO	
&EFS=V1CL4KF1+V1CL4/1	MURR MODULE 16 IN		9/26/2022	MKLEPADLO	
&EFS=V1FQ1+V1FQ1/1	Door lock sensor -BG1		9/22/2022	MKLEPADLO	
&EFS=V1FQ1+V1FQ1/2	Door lock sensor -BG2		9/22/2022	MKLEPADLO	
&EFS=V1FQ1+V1FQ1/3	Door lock sensor -BG3		9/22/2022	MKLEPADLO	
&EFS=V1FQ1+V1FQ1/6	S070 Light Curtain 1 & 2		9/22/2022	MKLEPADLO	
&EFS=V1FQ1+V1FQ1/7	S070 Light Curtain 3		9/22/2022	MKLEPADLO	
&EFS=V1FQ1+V1FQ1/8	S070-LR1 Light Curtain 1		9/22/2022	MKLEPADLO	
&EFS=V1FQ1+V1FQ1/9	S070-LR1 Light Curtain 2		9/22/2022	MKLEPADLO	
&EFS=V1FQ1+V1FQ1/10	S070-LR1 Light Curtain 3		9/22/2022	MKLEPADLO	
&EFS=V1FQ1+V1FQ1/11	S070-LR1 Light Curtain 4		9/22/2022	MKLEPADLO	
&EFS=V1FQ1+V1FQ1/12	S070-LR2 Light Curtain 1		9/22/2022	MKLEPADLO	
&EFS=V1FQ1+V1FQ1/13	S070-LR2 Light Curtain 2		9/22/2022	MKLEPADLO	
&EFS=V1FQ1+V1FQ1/14	S070-LR2 Light Curtain 3		9/22/2022	MKLEPADLO	
&EFS=V1FQ1+V1FQ1/15	S070-LR2 Light Curtain 4		9/22/2022	MKLEPADLO	

Table of contents

Column X: An automatically generated page was edited

F06_001

Page	Page description	supplementary page field	Date	Edited by	X
&EFS=V1FQ1+V1FQ1/16	S070-LR3 Light Curtain 1		9/22/2022	MKLEPADLO	
&EFS=V1FQ1+V1FQ1/17	S070-LR3 Light Curtain 2		9/22/2022	MKLEPADLO	
&EFS=V1FQ1+V1FQ1/18	S070-LR3 Light Curtain 3		9/22/2022	MKLEPADLO	
&EFS=V1FQ1+V1FQ1/19	S070-LR3 Light Curtain 4		9/22/2022	MKLEPADLO	
&EFS=V1FQ1+V1FQ1/20	S070-LR4 Light Curtain 1		9/22/2022	MKLEPADLO	
&EFS=V1FQ1+V1FQ1/21	S070-LR4 Light Curtain 2		9/22/2022	MKLEPADLO	
&EFS=V1FQ1+V1FQ1/22	S070-LR4 Light Curtain 3		9/22/2022	MKLEPADLO	
&EFS=V1FQ1+V1FQ1/23	S070-LR4 Light Curtain 4		11/1/2022	KMAFFRE	
&EFS=V1FQ1+V1FQ1/24	2V03/2V04 S100 Conveyor Light Curtain		11/26/2022	MKLEPADLO	
&EFS=V1FQ1+V1UC11/1	Safety power monitoring RQ - KF11.51		9/22/2022	MKLEPADLO	
&EFS=V1FQ1+V1UC11/2	Safety power monitoring RQ - KF11.52		9/22/2022	MKLEPADLO	
&EFS=V1FQ1+V1UC11/3	Safety power monitoring RQ - KF11.53		9/22/2022	MKLEPADLO	
&EFS=V1FQ1+V1UC11/4	Safety power monitoring RQ - KF11.54		9/22/2022	MKLEPADLO	
&EFS=V1FQ1+V1UC14/1	Safety power monitoring RQ - KF14.51		9/22/2022	MKLEPADLO	
&EFS=V1FQ1+V1UC14/2	Safety power monitoring RQ - KF14.52		9/22/2022	MKLEPADLO	
&EFS=V1FQ1+V1UC14/3	Safety power monitoring RQ - KF14.53		9/22/2022	MKLEPADLO	
&EFS=V1FQ1+V1UC14/4	Safety power monitoring RQ - KF14.54		9/22/2022	MKLEPADLO	
&EFS=V1FQ1+V1UC15/1	Safety power monitoring RQ - KF15.51		9/22/2022	MKLEPADLO	
&EFS=V1FQ1+V1UC15/2	Safety power monitoring RQ - KF15.52		9/22/2022	MKLEPADLO	
&EFS=V1FQ1+V1UC15/3	Safety power monitoring RQ - KF15.53		9/22/2022	MKLEPADLO	
&EFS=V1FQ1+V1UC15/4	Safety power monitoring RQ - KF15.54		9/22/2022	MKLEPADLO	
&EFS=V1FQ1+V1UC46/1	Safety power monitoring RQ - KF46.51		9/22/2022	MKLEPADLO	
&EFS=V1FQ1+V1UC46/2	Safety power monitoring RQ - KF46.52		9/22/2022	MKLEPADLO	
&EFS=V1FQ1+V1UC46/3	Safety power monitoring RQ - KF46.53		9/22/2022	MKLEPADLO	
&EFS=V1FQ1+V1UC46/4	Safety power monitoring RQ - KF46.54		9/22/2022	MKLEPADLO	
&EFS=V1GL12UQ51BG0+V1GL12UQ51/1	SENSORS		9/26/2022	MKLEPADLO	
&EFS=V1GL12UQ51KF1+V1GL12UQ51/1	CONNECTING MOD. FOR VTSA MANIFOLD		10/26/2022	MKLEPADLO	
&EFS=V1GL12UQ51KF1+V1GL12UQ51/2	I/O MOD. DI16 (8 x M12) FOR VTSA-F		10/26/2022	MKLEPADLO	
&EFS=V1GL12UQ51KF1+V1GL12UQ51/3	I/O MOD. DI16 (8 x M12) FOR VTSA-F		10/26/2022	MKLEPADLO	
&EFS=V1GL12UQ51KF1+V1GL12UQ51/4	CONNECTING MOD. FOR FESTO DQ		10/26/2022	MKLEPADLO	
&EFS=V1GL12UQ51UQ1+V1GL12UQ51UQ1/1	FESTO DQ CONNECTION QN1		9/26/2022	MKLEPADLO	
&EFS=V1GL12UQ51UQ2+V1GL12UQ51UQ2/1	FESTO DQ CONNECTION QN2		9/26/2022	MKLEPADLO	
&EFS=V1GL12UQ51UQ6+V1GL12UQ51UQ6/1	FESTO DQ CONNECTION QN3		10/26/2022	MKLEPADLO	

			Date	12/2/2022	Volvo Trucks North America		Valiant TMS	Table of contents : &EFS=V1FQ1+V1FQ1/16 - &EFS=V1GL12UQ51UQ6+V1GL12UQ51UQ6/1	Drawing name:	=	
			Ed.	MKLEPADLO						+	
			Appr		P6700 Underbody Floor Skin - Cell 2V03		Scale 1:1		Document type: EAB	Project nr: 22-16151	Page 8
Modification	Date	Name	Original		Replacement of	Replaced by					1721

Table of contents

Column X: An automatically generated page was edited

F06_001

Page	Page description	supplementary page field	Date	Edited by	X
&EFS=V1KF1+V1UC11/1	Switch, Scalance XC216		9/23/2022	MKLEPADLO	
&EFS=V1KF1+V1UC11/2	Network Overview		12/2/2022	MKLEPADLO	
&EFS=V1KF1+V1UC11/3	IM 155 PN		9/23/2022	MKLEPADLO	
&EFS=V1KF1+V1UC11/4	ET200S Wiring DI		9/23/2022	MKLEPADLO	
&EFS=V1KF1+V1UC11/5	ET200S Wiring DI		9/23/2022	MKLEPADLO	
&EFS=V1KF1+V1UC11/6	ET200S Wiring F-DI		9/23/2022	MKLEPADLO	
&EFS=V1KF1+V1UC11/7	ET200S Wiring DQ		9/23/2022	MKLEPADLO	
&EFS=V1KF1+V1UC11/8	ET200S Wiring F-DQ		9/23/2022	MKLEPADLO	
&EFS=V1KF1+V1UC11/9	ET200S DI Overview KF11.11		9/21/2022	MKLEPADLO	
&EFS=V1KF1+V1UC11/10	ET200S DI Overview KF11.12		9/21/2022	MKLEPADLO	
&EFS=V1KF1+V1UC11/11	ET200S DI Overview KF11.13		9/21/2022	MKLEPADLO	
&EFS=V1KF1+V1UC11/12	ET200S DI Overview KF11.14		11/29/2022	KMAFFRE	
&EFS=V1KF1+V1UC11/13	ET200S DQ Overview KF11.21		9/21/2022	MKLEPADLO	
&EFS=V1KF1+V1UC11/14	ET200S F-DI Overview KF11.31		9/26/2022	MKLEPADLO	
&EFS=V1KF1+V1UC11/15	ET200S F-DI Overview KF11.32		9/21/2022	MKLEPADLO	
&EFS=V1KF1+V1UC11/16	ET200S F-DQ Overview KF11.41		9/21/2022	MKLEPADLO	
&EFS=V1KF1+V1UC11/17	ET200S F-DQ Overview KF11.42		9/21/2022	MKLEPADLO	
&EFS=V1KF1+V1UC11/18	ET200S F-RQ Overview KF11.51		9/21/2022	MKLEPADLO	
&EFS=V1KF1+V1UC11/19	ET200S F-RQ Overview KF11.52		9/21/2022	MKLEPADLO	
&EFS=V1KF1+V1UC11/20	ET200S F-RQ Overview KF11.53		9/21/2022	MKLEPADLO	
&EFS=V1KF1+V1UC11/21	ET200S F-RQ Overview KF11.54		9/21/2022	MKLEPADLO	
&EFS=V1KF1+V1UC14/1	Switch, Scalance XC216		9/23/2022	MKLEPADLO	
&EFS=V1KF1+V1UC14/2	Network Overview		12/2/2022	MKLEPADLO	
&EFS=V1KF1+V1UC14/3	IM 155 PN		9/23/2022	MKLEPADLO	
&EFS=V1KF1+V1UC14/4	ET200S Wiring DI		9/23/2022	MKLEPADLO	
&EFS=V1KF1+V1UC14/6	ET200S Wiring F-DI		9/23/2022	MKLEPADLO	
&EFS=V1KF1+V1UC14/7	ET200S Wiring DQ		9/23/2022	MKLEPADLO	
&EFS=V1KF1+V1UC14/8	ET200S Wiring F-DQ		9/23/2022	MKLEPADLO	
&EFS=V1KF1+V1UC14/9	ET200S DI Overview KF14.11		9/21/2022	MKLEPADLO	
&EFS=V1KF1+V1UC14/10	ET200S DI Overview KF14.12		9/21/2022	MKLEPADLO	
&EFS=V1KF1+V1UC14/11	ET200S DQ Overview KF14.21		9/21/2022	MKLEPADLO	
&EFS=V1KF1+V1UC14/12	ET200S F-DI Overview KF14.31		11/1/2022	KMAFFRE	
&EFS=V1KF1+V1UC14/13	ET200S F-DI Overview KF14.32		9/21/2022	MKLEPADLO	

Table of contents

Column X: An automatically generated page was edited

F06_001

Page	Page description	supplementary page field	Date	Edited by	X
&EFS=V1KF1+V1UC14/14	ET200S F-DQ Overview KF14.41		9/21/2022	MKLEPADLO	
&EFS=V1KF1+V1UC14/15	ET200S F-DQ Overview KF14.42		9/21/2022	MKLEPADLO	
&EFS=V1KF1+V1UC14/16	ET200S F-RQ Overview KF14.51		9/21/2022	MKLEPADLO	
&EFS=V1KF1+V1UC14/17	ET200S F-RQ Overview KF14.52		9/21/2022	MKLEPADLO	
&EFS=V1KF1+V1UC14/18	ET200S F-RQ Overview KF14.53		9/21/2022	MKLEPADLO	
&EFS=V1KF1+V1UC14/19	ET200S F-RQ Overview KF14.54		9/21/2022	MKLEPADLO	
&EFS=V1KF1+V1UC15/1	Switch, Scalance XC216		9/26/2022	MKLEPADLO	
&EFS=V1KF1+V1UC15/2	Network Overview		9/23/2022	MKLEPADLO	
&EFS=V1KF1+V1UC15/3	IM 155 PN		9/26/2022	MKLEPADLO	
&EFS=V1KF1+V1UC15/4	ET200S Wiring DI		9/23/2022	MKLEPADLO	
&EFS=V1KF1+V1UC15/6	ET200S Wiring F-DI		9/23/2022	MKLEPADLO	
&EFS=V1KF1+V1UC15/7	ET200S Wiring DQ		9/23/2022	MKLEPADLO	
&EFS=V1KF1+V1UC15/8	ET200S Wiring F-DQ		9/23/2022	MKLEPADLO	
&EFS=V1KF1+V1UC15/9	ET200S DI Overview KF15.11		9/21/2022	MKLEPADLO	
&EFS=V1KF1+V1UC15/10	ET200S DI Overview KF15.12		9/21/2022	MKLEPADLO	
&EFS=V1KF1+V1UC15/11	ET200S DQ Overview KF15.21		9/21/2022	MKLEPADLO	
&EFS=V1KF1+V1UC15/12	ET200S DQ Overview KF15.22		9/21/2022	MKLEPADLO	
&EFS=V1KF1+V1UC15/13	ET200S F-DI Overview KF15.31		9/21/2022	MKLEPADLO	
&EFS=V1KF1+V1UC15/14	ET200S F-DI Overview KF15.32		9/21/2022	MKLEPADLO	
&EFS=V1KF1+V1UC15/15	ET200S F-DI Overview KF15.33		9/21/2022	MKLEPADLO	
&EFS=V1KF1+V1UC15/16	ET200S F-DQ Overview KF15.41		9/21/2022	MKLEPADLO	
&EFS=V1KF1+V1UC15/17	ET200S F-DQ Overview KF15.42		9/21/2022	MKLEPADLO	
&EFS=V1KF1+V1UC15/18	ET200S F-RQ Overview KF15.51		9/21/2022	MKLEPADLO	
&EFS=V1KF1+V1UC15/19	ET200S F-RQ Overview KF15.52		9/21/2022	MKLEPADLO	
&EFS=V1KF1+V1UC15/20	ET200S F-RQ Overview KF15.53		9/21/2022	MKLEPADLO	
&EFS=V1KF1+V1UC15/21	ET200S F-RQ Overview KF15.54		9/21/2022	MKLEPADLO	
&EFS=V1KF1+V1UC32/1	IM 155 PN		9/23/2022	MKLEPADLO	
&EFS=V1KF1+V1UC32/2	ET200S Wiring DI		9/23/2022	MKLEPADLO	
&EFS=V1KF1+V1UC32/3	ET200S Wiring DO		9/23/2022	MKLEPADLO	
&EFS=V1KF1+V1UC32/4	ET200S Wiring F-DI		9/23/2022	MKLEPADLO	
&EFS=V1KF1+V1UC32/5	ET200S Cross-reference Input module		9/21/2022	MKLEPADLO	
&EFS=V1KF1+V1UC32/6	ET200S Cross-reference Output module		9/21/2022	MKLEPADLO	
&EFS=V1KF1+V1UC32/7	ET200S Cross-reference Safe input module		9/21/2022	MKLEPADLO	

Table of contents

Column X: An automatically generated page was edited

F06_001

Page	Page description	supplementary page field	Date	Edited by	X
&EFS=V1KF1+V1UC33/1	IM 155 PN		9/23/2022	MKLEPADLO	
&EFS=V1KF1+V1UC33/2	ET200S Wiring DI		9/23/2022	MKLEPADLO	
&EFS=V1KF1+V1UC33/3	ET200S Wiring DO		9/23/2022	MKLEPADLO	
&EFS=V1KF1+V1UC33/4	ET200S Wiring F-DI		9/23/2022	MKLEPADLO	
&EFS=V1KF1+V1UC33/5	ET200S Cross-reference Input module		9/21/2022	MKLEPADLO	
&EFS=V1KF1+V1UC33/6	ET200S Cross-reference Output module		9/21/2022	MKLEPADLO	
&EFS=V1KF1+V1UC33/7	ET200S Cross-reference Safe input module		9/21/2022	MKLEPADLO	
&EFS=V1KF1+V1UC46/1	Switch, Scalance XC208		9/27/2022	MKLEPADLO	
&EFS=V1KF1+V1UC46/2	Network Overview		9/27/2022	MKLEPADLO	
&EFS=V1KF1+V1UC46/3	IM 155 PN		9/27/2022	MKLEPADLO	
&EFS=V1KF1+V1UC46/4	ET200S Wiring DI		11/14/2022	KMAFFRE	
&EFS=V1KF1+V1UC46/5	ET200S Wiring F-DQ		9/27/2022	MKLEPADLO	
&EFS=V1KF1+V1UC46/6	ET200S DI Overview KF46.11		9/27/2022	MKLEPADLO	
&EFS=V1KF1+V1UC46/7	ET200S F-DQ Overview KF46.41		9/27/2022	MKLEPADLO	
&EFS=V1KF1+V1UC46/8	ET200S F-RQ Overview KF46.51		9/27/2022	MKLEPADLO	
&EFS=V1KF1+V1UC46/9	ET200S F-RQ Overview KF46.52		9/27/2022	MKLEPADLO	
&EFS=V1KF1+V1UC46/10	ET200S F-RQ Overview KF46.53		9/27/2022	MKLEPADLO	
&EFS=V1KF1+V1UC46/11	ET200S F-RQ Overview KF46.54		9/27/2022	MKLEPADLO	
&EFS=V1PF1WC3+V1PF1UC01/1	Incoming power & profinet		10/31/2022	MKLEPADLO	
&EFS=V1PZ1PF1+V1UC61/1	S070 Indication column		9/23/2022	MKLEPADLO	
&EFS=V1PZ1PF2+V1UC62/1	S070-LR1 Indication column 1		9/23/2022	MKLEPADLO	
&EFS=V1PZ1PF3+V1UC63/1	S070-LR1 Indication column 2		9/23/2022	MKLEPADLO	
&EFS=V1PZ1PF4+V1UC64/1	S070-LR2 Indication column 1		9/23/2022	MKLEPADLO	
&EFS=V1PZ1PF5+V1UC65/1	S070-LR2 Indication column 2		9/23/2022	MKLEPADLO	
&EFS=V1PZ1PF6+V1UC66/1	S070-LR3 Indication column 1		9/23/2022	MKLEPADLO	
&EFS=V1PZ1PF7+V1UC67/1	S070-LR3 Indication column 2		9/23/2022	MKLEPADLO	
&EFS=V1PZ1PF8+V1UC68/1	S070-LR4 Indication column 1		9/23/2022	MKLEPADLO	
&EFS=V1PZ1PF9+V1UC69/1	S070-LR4 Indication column 2		9/23/2022	MKLEPADLO	
&EFS=V1SF0PG1+V1UC32/1	TP1500: SOP Display		10/12/2022	MKLEPADLO	
&EFS=V1SF0PG1+V1UC32/2	Operating box SOP		9/23/2022	MKLEPADLO	
&EFS=V1SF0PG2+V1UC33/1	TP1500: SOP Display		10/12/2022	MKLEPADLO	
&EFS=V1SF0PG2+V1UC33/2	Operating box SOP		9/23/2022	MKLEPADLO	
&EFS=V1SF0PG3+V1UC51/1	TP700: S070 Display		10/31/2022	MKLEPADLO	

			Date	12/2/2022	Volvo Trucks North America	Valiant TMS	Table of contents : &EFS=V1KF1+V1UC33/1 - &EFS=V1SF0PG3+V1UC51/1	Drawing name:	=
			Ed.	MKLEPADLO					+
			Appr		P6700 Underbody Floor Skin - Cell 2V03			Document type: EAB	Project nr: 22-16151 Page 11
Modification	Date	Name	Original		Replacement of / Replaced by	Scale 1:1			1721

Table of contents

Column X: An automatically generated page was edited

F06_001

Page	Page description	supplementary page field	Date	Edited by	X
&EFS=V1SF0SF1+V1UC71/1	S070 Operating box RB		10/27/2022	MKLEPADLO	
&EFS=V1SF0SF2+V1UC72/1	S070-LR1 Operating box RB 1		9/23/2022	MKLEPADLO	
&EFS=V1SF0SF3+V1UC73/1	S070-LR1 Operating box RB 2		9/23/2022	MKLEPADLO	
&EFS=V1SF0SF4+V1UC74/1	S070-LR2 Operating box RB 1		9/23/2022	MKLEPADLO	
&EFS=V1SF0SF5+V1UC75/1	S070-LR2 Operating box RB 2		9/23/2022	MKLEPADLO	
&EFS=V1SF0SF6+V1UC76/1	S070-LR3 Operating box RB 1		9/23/2022	MKLEPADLO	
&EFS=V1SF0SF7+V1UC77/1	S070-LR3 Operating box RB 2		9/23/2022	MKLEPADLO	
&EFS=V1SF0SF8+V1UC78/1	S070-LR4 Operating box RB 1		9/23/2022	MKLEPADLO	
&EFS=V1SF0SF9+V1UC79/1	S070-LR4 Operating box RB 2		9/23/2022	MKLEPADLO	
&EFS=V1U70U01KF1+V1U70U01/10	MURR MODULE 8 IN/ 8 OUT		9/26/2022	MKLEPADLO	
&EFS=V1U70U01PF0+V1U70U01/2	Station Dome Light		9/23/2022	MKLEPADLO	
&EFS=V1UN1BG0+V1UN1/1	SENSORS		10/28/2022	MKLEPADLO	
&EFS=V1UN1KF1+V1UN1/10	MURR MODULE 8 IN/ 8 OUT		10/28/2022	MKLEPADLO	
&EFS=V1UQ51BG0+V1UQ51/1	SENSORS		9/23/2022	MKLEPADLO	
&EFS=V1UQ51KF1+V1UQ51/1	CONNECTING MOD. FOR VTSA MANIFOLD		9/23/2022	MKLEPADLO	
&EFS=V1UQ51KF1+V1UQ51/2	I/O MOD. DI16 (8 x M12) FOR VTSA-F		9/23/2022	MKLEPADLO	
&EFS=V1UQ51KF1+V1UQ51/3	CONNECTING MOD. FOR FESTO DQ		9/23/2022	MKLEPADLO	
&EFS=V1UQ51KF2+V1UQ51/1	CONNECTING MOD. FOR VTSA MANIFOLD		9/23/2022	MKLEPADLO	
&EFS=V1UQ51KF2+V1UQ51/2	I/O MOD. DI16 (8 x M12) FOR VTSA-F		9/23/2022	MKLEPADLO	
&EFS=V1UQ51KF2+V1UQ51/3	CONNECTING MOD. FOR FESTO DQ		9/23/2022	MKLEPADLO	
&EFS=V1UQ51UQ1+V1UQ51UQ1/1	FESTO DQ CONNECTION QN1		9/23/2022	MKLEPADLO	
&EFS=V1UQ51UQ2+V1UQ51UQ2/1	FESTO DQ CONNECTION QN2		9/23/2022	MKLEPADLO	
&EFS=V1UQ51UQ3+V1UQ51UQ3/1	FESTO DQ CONNECTION QN3		9/23/2022	MKLEPADLO	
&EFS=V1UQ51UQ4+V1UQ51UQ4/1	FESTO DQ CONNECTION QN4		9/23/2022	MKLEPADLO	
&EFS=V1UQ51UQ5+V1UQ51UQ5/1	FESTO DQ CONNECTION QN5		9/23/2022	MKLEPADLO	
&EFS=V1UQ51UQ6+V1UQ51UQ6/1	FESTO DQ CONNECTION QN6		9/23/2022	MKLEPADLO	
&EFS=V1UQ51UQ7+V1UQ51UQ7/1	FESTO DQ CONNECTION QN7		9/23/2022	MKLEPADLO	
&EFS=V1UQ51UQ8+V1UQ51UQ8/1	FESTO DQ CONNECTION QN8		9/23/2022	MKLEPADLO	
&EFS=V1UQ51UQ9+V1UQ51UQ9/1	FESTO DQ CONNECTION QN9		9/23/2022	MKLEPADLO	
&EFS=V1UQ51UQ10+V1UQ51UQ10/1	FESTO DQ CONNECTION QN10		9/23/2022	MKLEPADLO	
&EFS=V1UQ51UQ11+V1UQ51UQ11/1	FESTO DQ CONNECTION QN11		9/23/2022	MKLEPADLO	
&EFS=V1UQ51UQ12+V1UQ51UQ12/1	FESTO DQ CONNECTION QN12		9/23/2022	MKLEPADLO	
&EFS=V1UQ51WC4+V1UQ51/1	24VDC		9/23/2022	MKLEPADLO	

Table of contents

Column X: An automatically generated page was edited

F06_001

Page	Page description	supplementary page field	Date	Edited by	X
&EFS=V1UQ52BG0+V1UQ52/1	SENSORS		10/28/2022	MKLEPADLO	
&EFS=V1UQ52KF1+V1UQ52/1	MURR MODULE 16 IN		10/28/2022	MKLEPADLO	
&EFS=V1WC1+V1UC11/1	Incoming power supply 480 VAC		9/23/2022	MKLEPADLO	
&EFS=V1WC1+V1UC161/1	Incoming weld power supply 480 VAC		9/23/2022	MKLEPADLO	
&EFS=V1WC1+V1UC162/1	Incoming weld power supply 480 VAC		9/23/2022	MKLEPADLO	
&EFS=V1WC1+V1UC163/1	Incoming weld power supply 480 VAC		9/23/2022	MKLEPADLO	
&EFS=V1WC2+V1UC11/10	Power distribution 480 VAC		9/23/2022	MKLEPADLO	
&EFS=V1WC2+V1UC11/11	Power distribution 480 VAC		10/20/2022	KMAFFRE	
&EFS=V1WC2+V1UC11/12	Power distribution 480 VAC		9/23/2022	MKLEPADLO	
&EFS=V1WC2+V1UC11/13	Power distribution 480 VAC		12/2/2022	MKLEPADLO	
&EFS=V1WC2+V1UC11/14	Power distribution 480 VAC		9/23/2022	MKLEPADLO	
&EFS=V1WC2+V1UC11/15	Power distribution 480 VAC		9/23/2022	MKLEPADLO	
&EFS=V1WC2+V1UC11/16	Power distribution 480 VAC		9/23/2022	MKLEPADLO	
&EFS=V1WC2+V1UC11/41	Power distribution 480 VAC monitoring		9/23/2022	MKLEPADLO	
&EFS=V1WC2+V1UC11/42	Power distribution 480 VAC monitoring		12/2/2022	MKLEPADLO	
&EFS=V1WC2+V1UC11/43	Power distribution 480 VAC monitoring		9/23/2022	MKLEPADLO	
&EFS=V1WC2+V1UC161/10	Weld power distribution 480 VAC		12/2/2022	MKLEPADLO	
&EFS=V1WC2+V1UC162/10	Weld power distribution 480 VAC		12/2/2022	MKLEPADLO	
&EFS=V1WC2+V1UC163/10	Weld power distribution 480 VAC		12/2/2022	MKLEPADLO	
&EFS=V1WC3+V1UC11/1	Power Distribution 120 VAC (Above Disconnect)		10/12/2022	MKLEPADLO	
&EFS=V1WC3+V1UC11/2	Power Distribution 120 VAC (Below Disconnect)		11/10/2022	MKLEPADLO	
&EFS=V1WC3+V1UC11/3	Power Distribution 120 VAC (Below Disconnect)		11/10/2022	MKLEPADLO	
&EFS=V1WC3+V1UC11/4	Power Distribution 120 VAC (Below Disconnect)		11/29/2022	KMAFFRE	
&EFS=V1WC3+V1UC11/5	Power distribution 120 VAC monitoring (Above Disconnect)		11/29/2022	KMAFFRE	
&EFS=V1WC3+V1UC14/1	Power distribution 120 VAC		10/12/2022	MKLEPADLO	
&EFS=V1WC3+V1UC14/2	Monitoring 120VAC		9/23/2022	MKLEPADLO	
&EFS=V1WC3+V1UC15/1	Power distribution 120 VAC		11/14/2022	KMAFFRE	
&EFS=V1WC3+V1UC15/2	Monitoring 120VAC		9/23/2022	MKLEPADLO	
&EFS=V1WC3+V1UC46/1	Power distribution 120 VAC		9/23/2022	MKLEPADLO	
&EFS=V1WC3+V1UC46/2	Monitoring 120VAC		9/23/2022	MKLEPADLO	
&EFS=V1WC4+V1UC11/1	Power distribution 24VDC (Above Disconnect)		9/23/2022	MKLEPADLO	
&EFS=V1WC4+V1UC11/2	Power distribution 24VDC HL+		9/23/2022	MKLEPADLO	
&EFS=V1WC4+V1UC11/3	Power distribution 24VDC 1L+		11/4/2022	MKLEPADLO	

Table of contents

Column X: An automatically generated page was edited

F06_001

Page	Page description	supplementary page field	Date	Edited by	X
&EFS=V1WC4+V1UC11/4	Power distribution 24VDC 2L+		9/23/2022	MKLEPADLO	
&EFS=V1WC4+V1UC11/5	Power distribution 24VDC 3L+		10/31/2022	MKLEPADLO	
&EFS=V1WC4+V1UC11/6	Power distribution 24VDC 4L+		9/23/2022	MKLEPADLO	
&EFS=V1WC4+V1UC11/7	Power distribution 24VDC 5L+		9/23/2022	MKLEPADLO	
&EFS=V1WC4+V1UC11/8	Power distribution 24VDC 6L+		9/23/2022	MKLEPADLO	
&EFS=V1WC4+V1UC11/9	Power distribution 24VDC 7L+		9/23/2022	MKLEPADLO	
&EFS=V1WC4+V1UC11/10	Power distribution 24VDC 8L+		9/23/2022	MKLEPADLO	
&EFS=V1WC4+V1UC11/11	Power distribution 24VDC (Below Disconnect)		11/14/2022	KMAFFRE	
&EFS=V1WC4+V1UC11/12	Power distribution 24VDC 11L+		9/23/2022	MKLEPADLO	
&EFS=V1WC4+V1UC11/13	Power distribution 24VDC 12L+		9/24/2022	MKLEPADLO	
&EFS=V1WC4+V1UC11/14	Power distribution 24VDC 13L+		9/24/2022	MKLEPADLO	
&EFS=V1WC4+V1UC11/15	Power distribution 24VDC 14L+		9/24/2022	MKLEPADLO	
&EFS=V1WC4+V1UC11/16	Power distribution 24VDC 15L+		9/24/2022	MKLEPADLO	
&EFS=V1WC4+V1UC11/17	Power distribution 24VDC 16L+		9/24/2022	MKLEPADLO	
&EFS=V1WC4+V1UC11/18	Power distribution 24VDC 17L+		9/24/2022	MKLEPADLO	
&EFS=V1WC4+V1UC11/19	Power distribution 24VDC 18L+		9/24/2022	MKLEPADLO	
&EFS=V1WC4+V1UC11/20	24VDC Unswitched Power 1		10/31/2022	MKLEPADLO	
&EFS=V1WC4+V1UC11/21	24VDC Unswitched Power 2		9/23/2022	MKLEPADLO	
&EFS=V1WC4+V1UC11/22	24VDC Unswitched Power 3		9/23/2022	MKLEPADLO	
&EFS=V1WC4+V1UC11/23	24VDC Unswitched Power 4		9/23/2022	MKLEPADLO	
&EFS=V1WC4+V1UC11/24	24VDC Switched Power 1		9/23/2022	MKLEPADLO	
&EFS=V1WC4+V1UC11/25	24VDC Switched Power 2		9/23/2022	MKLEPADLO	
&EFS=V1WC4+V1UC11/26	24VDC Switched Power 3		9/23/2022	MKLEPADLO	
&EFS=V1WC4+V1UC11/27	24VDC Switched Power 4		9/23/2022	MKLEPADLO	
&EFS=V1WC4+V1UC14/1	Power distribution 24VDC for Inputs		9/23/2022	MKLEPADLO	
&EFS=V1WC4+V1UC14/2	Power distribution 24VDC 1L+		9/23/2022	MKLEPADLO	
&EFS=V1WC4+V1UC14/3	Power distribution 24VDC 2L+		9/23/2022	MKLEPADLO	
&EFS=V1WC4+V1UC14/4	Power distribution 24VDC 3L+		9/23/2022	MKLEPADLO	
&EFS=V1WC4+V1UC14/5	Power distribution 24VDC 4L+		9/28/2022	MKLEPADLO	
&EFS=V1WC4+V1UC14/6	Power distribution 24VDC 5L+		11/1/2022	KMAFFRE	
&EFS=V1WC4+V1UC14/7	Power distribution 24VDC 6L+		11/1/2022	KMAFFRE	
&EFS=V1WC4+V1UC14/8	Power distribution 24VDC 7L+		11/1/2022	KMAFFRE	
&EFS=V1WC4+V1UC14/9	Power distribution 24VDC 8L+		9/23/2022	MKLEPADLO	

Table of contents

Column X: An automatically generated page was edited

F06_001

Page	Page description	supplementary page field	Date	Edited by	X
&EFS=V1WC4+V1UC14/11	Power distribution 24VDC (Below Disconnect)		9/23/2022	MKLEPADLO	
&EFS=V1WC4+V1UC14/12	Power distribution 24VDC 11L+		9/23/2022	MKLEPADLO	
&EFS=V1WC4+V1UC14/13	Power distribution 24VDC 12L+		9/23/2022	MKLEPADLO	
&EFS=V1WC4+V1UC14/14	Power distribution 24VDC 13L+		9/23/2022	MKLEPADLO	
&EFS=V1WC4+V1UC14/15	Power distribution 24VDC 14L+		9/23/2022	MKLEPADLO	
&EFS=V1WC4+V1UC14/16	Power distribution 24VDC 15L+		9/28/2022	MKLEPADLO	
&EFS=V1WC4+V1UC14/17	Power distribution 24VDC 16L+		9/23/2022	MKLEPADLO	
&EFS=V1WC4+V1UC14/18	Power distribution 24VDC 17L+		9/23/2022	MKLEPADLO	
&EFS=V1WC4+V1UC14/19	Power distribution 24VDC 18L+		9/28/2022	MKLEPADLO	
&EFS=V1WC4+V1UC14/20	24VDC Switched Power 1		9/23/2022	MKLEPADLO	
&EFS=V1WC4+V1UC14/21	24VDC Switched Power 2		9/23/2022	MKLEPADLO	
&EFS=V1WC4+V1UC14/22	24VDC Switched Power 3		9/26/2022	MKLEPADLO	
&EFS=V1WC4+V1UC14/23	24VDC Switched Power 4		9/23/2022	MKLEPADLO	
&EFS=V1WC4+V1UC15/1	Power distribution 24VDC for Inputs		9/23/2022	MKLEPADLO	
&EFS=V1WC4+V1UC15/2	Power distribution 24VDC 1L+		9/23/2022	MKLEPADLO	
&EFS=V1WC4+V1UC15/3	Power distribution 24VDC 2L+		9/26/2022	MKLEPADLO	
&EFS=V1WC4+V1UC15/4	Power distribution 24VDC 3L+		9/23/2022	MKLEPADLO	
&EFS=V1WC4+V1UC15/5	Power distribution 24VDC 4L+		9/23/2022	MKLEPADLO	
&EFS=V1WC4+V1UC15/6	Power distribution 24VDC 5L+		9/23/2022	MKLEPADLO	
&EFS=V1WC4+V1UC15/7	Power distribution 24VDC 6L+		9/23/2022	MKLEPADLO	
&EFS=V1WC4+V1UC15/8	Power distribution 24VDC 7L+		9/23/2022	MKLEPADLO	
&EFS=V1WC4+V1UC15/9	Power distribution 24VDC 8L+		9/23/2022	MKLEPADLO	
&EFS=V1WC4+V1UC15/11	Power distribution 24VDC (Below Disconnect)		9/23/2022	MKLEPADLO	
&EFS=V1WC4+V1UC15/12	Power distribution 24VDC 11L+		9/23/2022	MKLEPADLO	
&EFS=V1WC4+V1UC15/13	Power distribution 24VDC 12L+		9/23/2022	MKLEPADLO	
&EFS=V1WC4+V1UC15/14	Power distribution 24VDC 13L+		9/23/2022	MKLEPADLO	
&EFS=V1WC4+V1UC15/15	Power distribution 24VDC 14L+		9/23/2022	MKLEPADLO	
&EFS=V1WC4+V1UC15/16	Power distribution 24VDC 15L+		9/23/2022	MKLEPADLO	
&EFS=V1WC4+V1UC15/17	Power distribution 24VDC 16L+		9/23/2022	MKLEPADLO	
&EFS=V1WC4+V1UC15/18	Power distribution 24VDC 17L+		9/23/2022	MKLEPADLO	
&EFS=V1WC4+V1UC15/19	Power distribution 24VDC 18L+		9/23/2022	MKLEPADLO	
&EFS=V1WC4+V1UC15/20	24VDC Switched Power 1		9/23/2022	MKLEPADLO	
&EFS=V1WC4+V1UC15/21	24VDC Switched Power 2		9/23/2022	MKLEPADLO	

Table of contents

Column X: An automatically generated page was edited

F06_001

Page	Page description	supplementary page field	Date	Edited by	X
&EFS=V1WC4+V1UC15/22	24VDC Switched Power 3		9/23/2022	MKLEPADLO	
&EFS=V1WC4+V1UC15/23	24VDC Switched Power 4		9/23/2022	MKLEPADLO	
&EFS=V1WC4+V1UC32/1	Incomming power supply 24 VDC		10/31/2022	MKLEPADLO	
&EFS=V1WC4+V1UC32/2	Power distribution 24VDC 1L+		9/23/2022	MKLEPADLO	
&EFS=V1WC4+V1UC32/3	Monitoring 24VDC		9/23/2022	MKLEPADLO	
&EFS=V1WC4+V1UC33/1	Incomming power supply 24 VDC		10/31/2022	MKLEPADLO	
&EFS=V1WC4+V1UC33/2	Power distribution 24VDC 1L+		9/23/2022	MKLEPADLO	
&EFS=V1WC4+V1UC33/3	Monitoring 24VDC		9/23/2022	MKLEPADLO	
&EFS=V1WC4+V1UC46/1	Power distribution 24VDC for Inputs		9/23/2022	MKLEPADLO	
&EFS=V1WC4+V1UC46/2	Power distribution 24VDC 1L+		9/23/2022	MKLEPADLO	
&EFS=V1WC4+V1UC46/3	Power distribution 24VDC 2L+		9/23/2022	MKLEPADLO	
&EFS=V1WC4+V1UC46/4	Power distribution 24VDC 2L+		9/23/2022	MKLEPADLO	
&EFS=V1WC4+V1UC46/5	Power distribution 24VDC 3L+		9/24/2022	MKLEPADLO	
&EFS=V1WC4+V1UC46/6	Power distribution 24VDC 3L+		9/24/2022	MKLEPADLO	
&EFS=V1WC4+V1UC46/7	Power distribution 24VDC 4L+		9/23/2022	MKLEPADLO	
&EFS=V1WR1BG0+V1WR1/1	TURNTABLE POSITION SENSORS		9/23/2022	MKLEPADLO	
&EFS=V1WR1KF1+V1WR1/1	MURR MODULE SAFE 16 IN		9/23/2022	MKLEPADLO	
&EFS=V1WR1UQ51BG0+V1WR1UQ51/1	SENSORS		10/27/2022	MKLEPADLO	
&EFS=V1WR1UQ51BG0+V1WR1UQ51/2	SENSORS		10/27/2022	MKLEPADLO	
&EFS=V1WR1UQ51BG0+V1WR1UQ51/3	SENSORS		10/27/2022	MKLEPADLO	
&EFS=V1WR1UQ51KF1+V1WR1UQ51/1	CONNECTING MOD. FOR VTSA MANIFOLD		9/23/2022	MKLEPADLO	
&EFS=V1WR1UQ51KF1+V1WR1UQ51/2	I/O MOD. DI16 (8 x M12) FOR VTSA-F		10/1/2022	MKLEPADLO	
&EFS=V1WR1UQ51KF1+V1WR1UQ51/3	I/O MOD. DI16 (8 x M12) FOR VTSA-F		9/23/2022	MKLEPADLO	
&EFS=V1WR1UQ51KF1+V1WR1UQ51/4	I/O MOD. DI16 (8 x M12) FOR VTSA-F		10/27/2022	MKLEPADLO	
&EFS=V1WR1UQ51KF1+V1WR1UQ51/5	I/O MOD. DI16 (8 x M12) FOR VTSA-F		10/27/2022	MKLEPADLO	
&EFS=V1WR1UQ51KF1+V1WR1UQ51/6	CONNECTING MOD. FOR FESTO DQ		10/1/2022	MKLEPADLO	
&EFS=V1WR1UQ51KF2+V1WR1UQ51/1	CONNECTING MOD. FOR VTSA MANIFOLD		9/23/2022	MKLEPADLO	
&EFS=V1WR1UQ51KF2+V1WR1UQ51/2	CONNECTING MOD. FOR FESTO DQ		9/30/2022	MKLEPADLO	
&EFS=V1WR1UQ51UQ1+V1WR1UQ51UQ1/1	FESTO DQ CONNECTION QN1		9/23/2022	MKLEPADLO	
&EFS=V1WR1UQ51UQ2+V1WR1UQ51UQ2/1	FESTO DQ CONNECTION QN2		9/23/2022	MKLEPADLO	
&EFS=V1WR1UQ51UQ3+V1WR1UQ51UQ3/1	FESTO DQ CONNECTION QN3		9/23/2022	MKLEPADLO	
&EFS=V1WR1UQ51UQ4+V1WR1UQ51UQ4/1	FESTO DQ CONNECTION QN4		10/1/2022	MKLEPADLO	
&EFS=V1WR1UQ51UQ5+V1WR1UQ51UQ5/1	FESTO DQ CONNECTION QN5		10/6/2022	MKLEPADLO	

			Date	12/2/2022	Volvo Trucks North America	Valiant TMS	Table of contents : &EFS=V1WC4+V1UC15/22 - &EFS=V1WR1UQ51UQ5+V1WR1UQ51UQ5/1	Drawing name:		=	
			Ed.	MKLEPADLO						+	
			Appr		P6700 Underbody Floor Skin - Cell 2V03			Document type: EAB	Project nr: 22-16151	Page	16
Modification	Date	Name	Original		Replacement of / Replaced by	Scale 1:1					1721

Table of contents

Column X: An automatically generated page was edited

F06_001

Page	Page description	supplementary page field	Date	Edited by	X
&EFS=V1WR1UQ51UQ6+V1WR1UQ51UQ6/1	FESTO DQ CONNECTION QN6		11/22/2022	MKLEPADLO	
&EFS=V1WR1UQ51UQ7+V1WR1UQ51UQ7/1	FESTO DQ CONNECTION QN7		10/1/2022	MKLEPADLO	
&EFS=V1WR1UQ51UQ8+V1WR1UQ51UQ8/1	FESTO DQ CONNECTION QN8		10/1/2022	MKLEPADLO	
&EFS=V1WR1UQ51UQ9+V1WR1UQ51UQ9/1	FESTO DQ CONNECTION QN9		10/1/2022	MKLEPADLO	
&EFS=V1WR1UQ51WC4+V1WR1UQ51/1	24VDC		10/1/2022	MKLEPADLO	
&EFS=V1WR1UQ52BG0+V1WR1UQ52/1	SENSORS		10/1/2022	MKLEPADLO	
&EFS=V1WR1UQ52BG0+V1WR1UQ52/2	SENSORS		10/1/2022	MKLEPADLO	
&EFS=V1WR1UQ52BG0+V1WR1UQ52/3	SENSORS		10/1/2022	MKLEPADLO	
&EFS=V1WR1UQ52KF1+V1WR1UQ52/1	CONNECTING MOD. FOR VTSA MANIFOLD		10/1/2022	MKLEPADLO	
&EFS=V1WR1UQ52KF1+V1WR1UQ52/2	I/O MOD. DI16 (8 x M12) FOR VTSA-F		11/15/2022	KMAFFRE	
&EFS=V1WR1UQ52KF1+V1WR1UQ52/3	I/O MOD. DI16 (8 x M12) FOR VTSA-F		10/1/2022	MKLEPADLO	
&EFS=V1WR1UQ52KF1+V1WR1UQ52/4	I/O MOD. DI16 (8 x M12) FOR VTSA-F		11/2/2022	MKLEPADLO	
&EFS=V1WR1UQ52KF1+V1WR1UQ52/5	CONNECTING MOD. FOR FESTO DQ		11/15/2022	KMAFFRE	
&EFS=V1WR1UQ52KF2+V1WR1UQ52/1	CONNECTING MOD. FOR VTSA MANIFOLD		11/15/2022	KMAFFRE	
&EFS=V1WR1UQ52KF2+V1WR1UQ52/2	I/O MOD. DI16 (8 x M12) FOR VTSA-F		10/1/2022	MKLEPADLO	
&EFS=V1WR1UQ52KF2+V1WR1UQ52/3	I/O MOD. DI16 (8 x M12) FOR VTSA-F		11/15/2022	KMAFFRE	
&EFS=V1WR1UQ52KF2+V1WR1UQ52/4	CONNECTING MOD. FOR FESTO DQ		11/16/2022	KMAFFRE	
&EFS=V1WR1UQ52UQ1+V1WR1UQ52UQ1/1	FESTO DQ CONNECTION QN1		10/1/2022	MKLEPADLO	
&EFS=V1WR1UQ52UQ2+V1WR1UQ52UQ2/1	FESTO DQ CONNECTION QN2		10/1/2022	MKLEPADLO	
&EFS=V1WR1UQ52UQ3+V1WR1UQ52UQ3/1	FESTO DQ CONNECTION QN3		10/1/2022	MKLEPADLO	
&EFS=V1WR1UQ52UQ4+V1WR1UQ52UQ4/1	FESTO DQ CONNECTION QN4		10/1/2022	MKLEPADLO	
&EFS=V1WR1UQ52UQ5+V1WR1UQ52UQ5/1	FESTO DQ CONNECTION QN5		11/14/2022	KMAFFRE	
&EFS=V1WR1UQ52UQ6+V1WR1UQ52UQ6/1	FESTO DQ CONNECTION QN6		10/1/2022	MKLEPADLO	
&EFS=V1WR1UQ52UQ7+V1WR1UQ52UQ7/1	FESTO DQ CONNECTION QN7		11/15/2022	KMAFFRE	
&EFS=V1WR1UQ52UQ8+V1WR1UQ52UQ8/1	FESTO DQ CONNECTION QN8		10/1/2022	MKLEPADLO	
&EFS=V1WR1UQ52UQ9+V1WR1UQ52UQ9/1	FESTO DQ CONNECTION QN9		10/1/2022	MKLEPADLO	
&EFS=V1WR1UQ52UQ10+V1WR1UQ52UQ10/1	FESTO DQ CONNECTION QN10		10/1/2022	MKLEPADLO	
&EFS=V1WR1UQ52UQ11+V1WR1UQ52UQ11/1	FESTO DQ CONNECTION QN11		10/1/2022	MKLEPADLO	
&EFS=V1WR1UQ52UQ12+V1WR1UQ52UQ12/1	FESTO DQ CONNECTION QN12		10/1/2022	MKLEPADLO	
&EFS=V1WR1UQ52UQ13+V1WR1UQ52UQ13/1	FESTO DQ CONNECTION QN13		10/1/2022	MKLEPADLO	
&EFS=V1WR1UQ52UQ14+V1WR1UQ52UQ14/1	FESTO DQ CONNECTION QN14		10/1/2022	MKLEPADLO	
&EFS=V1WR1UQ52UQ15+V1WR1UQ52UQ15/1	FESTO DQ CONNECTION QN15		10/1/2022	MKLEPADLO	
&EFS=V1WR1UQ52UQ16+V1WR1UQ52UQ16/1	FESTO DQ CONNECTION QN16		10/1/2022	MKLEPADLO	

			Date	12/2/2022	Volvo Trucks North America		Valiant TMS	Table of contents : &EFS=V1WR1UQ51UQ6+V1WR1UQ51UQ6/1 - &EFS=V1WR1UQ52UQ16+V1WR1UQ52UQ16/1	Drawing name:	=	
			Ed.	MKLEPADLO						+	
			Appr		P6700 Underbody Floor Skin - Cell 2V03		Scale 1:1		Document type: EAB	Project nr: 22-16151	Page 17
Modification	Date	Name	Original		Replacement of	Replaced by					1721

Table of contents

Column X: An automatically generated page was edited

F06_001

Page	Page description	supplementary page field	Date	Edited by	X
&EFS=V1WR1UQ52UQ17+V1WR1UQ52UQ17/1	P6700 DQ CONNECTION QN17		10/1/2022	MKLEPADLO	
&EFS=V1WR1UQ52UQ18+V1WR1UQ52UQ18/1	P6700 DQ CONNECTION QN18		10/1/2022	MKLEPADLO	
&EFS=V1WR1UQ52UQ19+V1WR1UQ52UQ19/1	P6700 DQ CONNECTION QN19		11/15/2022	KMAFFRE	
&EFS=V1WR1UQ52UQ20+V1WR1UQ52UQ20/1	P6700 DQ CONNECTION QN20		11/15/2022	KMAFFRE	
&EFS=V1WR1UQ52WC4+V1WR1UQ52/1	24VDC		10/1/2022	MKLEPADLO	
&EFS=V1WR1WC1+V1WR1UC01/1	Incoming power & profinet		10/20/2022	KMAFFRE	
&EFS=V2AR181KF1+V2AR181UC01/1	Incoming Profinet		10/1/2022	MKLEPADLO	
&EFS=V2AR181WC1+V2AR181UC01/1	Incoming power		10/1/2022	MKLEPADLO	
&EFS=V2AR181XQ91WC1+V2AR181XQ91UC01/1	Incoming power		10/1/2022	MKLEPADLO	
&EFS=V2AR181XQ92WC1+V2AR181XQ92UC01/1	Incoming power		10/1/2022	MKLEPADLO	
&EFS=V2AR181XQ93WC1+V2AR181XQ93UC01/1	Incoming power		10/1/2022	MKLEPADLO	
&EFS=V2FQ1+V2FQ1/1	Door lock sensor -BG1		10/26/2022	MKLEPADLO	
&EFS=V2FQ1+V2UC14/1	Safety power monitoring RQ - KF14.51		10/1/2022	MKLEPADLO	
&EFS=V2FQ1+V2UC14/2	Safety power monitoring RQ - KF14.52		10/1/2022	MKLEPADLO	
&EFS=V2FQ1+V2UC14/3	Safety power monitoring RQ - KF14.53		10/1/2022	MKLEPADLO	
&EFS=V2FQ1+V2UC14/4	Safety power monitoring RQ - KF14.54		10/1/2022	MKLEPADLO	
&EFS=V2FQ1+V2UC46/1	Safety power monitoring RQ - KF46.51		10/1/2022	MKLEPADLO	
&EFS=V2FQ1+V2UC46/2	Safety power monitoring RQ - KF46.52		10/1/2022	MKLEPADLO	
&EFS=V2FQ1+V2UC46/3	Safety power monitoring RQ - KF46.53		10/1/2022	MKLEPADLO	
&EFS=V2FQ1+V2UC46/4	Safety power monitoring RQ - KF46.54		10/1/2022	MKLEPADLO	
&EFS=V2GL11WC1+V2GL11UC01/1	Incoming power		10/1/2022	MKLEPADLO	
&EFS=V2KF1+V2UC14/1	Switch, Scalance XC216		10/1/2022	MKLEPADLO	
&EFS=V2KF1+V2UC14/2	Network Overview		10/1/2022	MKLEPADLO	
&EFS=V2KF1+V2UC14/3	IM 155 PN		10/1/2022	MKLEPADLO	
&EFS=V2KF1+V2UC14/4	ET200S Wiring DI		10/1/2022	MKLEPADLO	
&EFS=V2KF1+V2UC14/5	ET200S Wiring F-DI		10/1/2022	MKLEPADLO	
&EFS=V2KF1+V2UC14/6	ET200S Wiring DQ		10/1/2022	MKLEPADLO	
&EFS=V2KF1+V2UC14/7	ET200S Wiring F-DQ		10/1/2022	MKLEPADLO	
&EFS=V2KF1+V2UC14/8	ET200S DI Overview KF14.11		11/4/2022	MKLEPADLO	
&EFS=V2KF1+V2UC14/9	ET200S DI Overview KF14.12		11/1/2022	KMAFFRE	
&EFS=V2KF1+V2UC14/10	ET200S DQ Overview KF14.21		12/1/2022	KMAFFRE	
&EFS=V2KF1+V2UC14/11	ET200S F-DI Overview KF14.31		9/21/2022	MKLEPADLO	
&EFS=V2KF1+V2UC14/12	ET200S F-DI Overview KF14.32		9/21/2022	MKLEPADLO	

			Date	12/2/2022	Volvo Trucks North America	Valiant TMS	Table of contents : &EFS=V1WR1UQ52UQ17+V1WR1UQ52UQ17/1 - &EFS=V2KF1+V2UC14/12	Drawing name:	=		
			Ed.	MKLEPADLO					+		
			Appr		P6700 Underbody Floor Skin - Cell 2V03			Document type: EAB	Project nr: 22-16151	Page	18
Modification	Date	Name	Original		Replacement of / Replaced by	Scale 1:1					1721

Table of contents

Column X: An automatically generated page was edited F06_001

Page	Page description	supplementary page field	Date	Edited by	X
&EFS=V2KF1+V2UC14/13	ET200S F-DQ Overview KF14.41		9/21/2022	MKLEPADLO	
&EFS=V2KF1+V2UC14/14	ET200S F-DQ Overview KF14.42		9/21/2022	MKLEPADLO	
&EFS=V2KF1+V2UC14/15	ET200S F-RQ Overview KF14.51		9/21/2022	MKLEPADLO	
&EFS=V2KF1+V2UC14/16	ET200S F-RQ Overview KF14.52		9/21/2022	MKLEPADLO	
&EFS=V2KF1+V2UC14/17	ET200S F-RQ Overview KF14.53		9/21/2022	MKLEPADLO	
&EFS=V2KF1+V2UC14/18	ET200S F-RQ Overview KF14.54		9/21/2022	MKLEPADLO	
&EFS=V2KF1+V2UC46/1	Switch, Scalance XC208		10/1/2022	MKLEPADLO	
&EFS=V2KF1+V2UC46/2	Network Overview		10/1/2022	MKLEPADLO	
&EFS=V2KF1+V2UC46/3	IM 155 PN		10/1/2022	MKLEPADLO	
&EFS=V2KF1+V2UC46/4	ET200S Wiring DI		11/14/2022	KMAFFRE	
&EFS=V2KF1+V2UC46/5	ET200S Wiring F-DQ		10/1/2022	MKLEPADLO	
&EFS=V2KF1+V2UC46/6	ET200S DI Overview KF46.11		9/27/2022	MKLEPADLO	
&EFS=V2KF1+V2UC46/7	ET200S F-DQ Overview KF46.41		9/27/2022	MKLEPADLO	
&EFS=V2KF1+V2UC46/8	ET200S F-RQ Overview KF46.51		9/27/2022	MKLEPADLO	
&EFS=V2KF1+V2UC46/9	ET200S F-RQ Overview KF46.52		9/27/2022	MKLEPADLO	
&EFS=V2KF1+V2UC46/10	ET200S F-RQ Overview KF46.53		9/27/2022	MKLEPADLO	
&EFS=V2KF1+V2UC46/11	ET200S F-RQ Overview KF46.54		9/27/2022	MKLEPADLO	
&EFS=V2PZ1PF1+V2UC61/1	Area 2 Indication column		12/5/2022	KMAFFRE	
&EFS=V2U90U01KF1+V2U90U01/10	MURR MODULE 8 IN/ 8 OUT		10/1/2022	MKLEPADLO	
&EFS=V2WC3+V2UC14/1	Power distribution 120 VAC		11/14/2022	KMAFFRE	
&EFS=V2WC3+V2UC14/2	Monitoring 120VAC		10/1/2022	MKLEPADLO	
&EFS=V2WC3+V2UC46/1	Power distribution 120 VAC		10/1/2022	MKLEPADLO	
&EFS=V2WC3+V2UC46/2	Monitoring 120VAC		10/1/2022	MKLEPADLO	
&EFS=V2WC4+V2UC14/1	Power distribution 24VDC for Inputs		10/1/2022	MKLEPADLO	
&EFS=V2WC4+V2UC14/2	Power distribution 24VDC 1L+		11/4/2022	MKLEPADLO	
&EFS=V2WC4+V2UC14/3	Power distribution 24VDC 2L+		10/1/2022	MKLEPADLO	
&EFS=V2WC4+V2UC14/4	Power distribution 24VDC 3L+		10/1/2022	MKLEPADLO	
&EFS=V2WC4+V2UC14/5	Power distribution 24VDC 4L+		10/1/2022	MKLEPADLO	
&EFS=V2WC4+V2UC14/6	Power distribution 24VDC 5L+		12/1/2022	KMAFFRE	
&EFS=V2WC4+V2UC14/7	Power distribution 24VDC 6L+		10/1/2022	MKLEPADLO	
&EFS=V2WC4+V2UC14/8	Power distribution 24VDC 7L+		11/1/2022	KMAFFRE	
&EFS=V2WC4+V2UC14/9	Power distribution 24VDC 8L+		12/1/2022	KMAFFRE	
&EFS=V2WC4+V2UC14/11	Power distribution 24VDC (Below Disconnect)		10/1/2022	MKLEPADLO	

Table of contents

Column X: An automatically generated page was edited F06_001

Page	Page description	supplementary page field	Date	Edited by	X
&EFS=V2WC4+V2UC14/12	Power distribution 24VDC 11L+		10/1/2022	MKLEPADLO	
&EFS=V2WC4+V2UC14/13	Power distribution 24VDC 12L+		10/1/2022	MKLEPADLO	
&EFS=V2WC4+V2UC14/14	Power distribution 24VDC 13L+		10/1/2022	MKLEPADLO	
&EFS=V2WC4+V2UC14/15	Power distribution 24VDC 14L+		10/1/2022	MKLEPADLO	
&EFS=V2WC4+V2UC14/16	Power distribution 24VDC 15L+		10/1/2022	MKLEPADLO	
&EFS=V2WC4+V2UC14/17	Power distribution 24VDC 16L+		10/1/2022	MKLEPADLO	
&EFS=V2WC4+V2UC14/18	Power distribution 24VDC 17L+		10/1/2022	MKLEPADLO	
&EFS=V2WC4+V2UC14/19	Power distribution 24VDC 18L+		10/1/2022	MKLEPADLO	
&EFS=V2WC4+V2UC14/20	24VDC Switched Power 1		10/1/2022	MKLEPADLO	
&EFS=V2WC4+V2UC14/21	24VDC Switched Power 2		10/1/2022	MKLEPADLO	
&EFS=V2WC4+V2UC14/22	24VDC Switched Power 3		10/1/2022	MKLEPADLO	
&EFS=V2WC4+V2UC14/23	24VDC Switched Power 4		10/1/2022	MKLEPADLO	
&EFS=V2WC4+V2UC46/1	Power distribution 24VDC for Inputs		10/1/2022	MKLEPADLO	
&EFS=V2WC4+V2UC46/2	Power distribution 24VDC 1L+		10/1/2022	MKLEPADLO	
&EFS=V2WC4+V2UC46/3	Power distribution 24VDC 2L+		10/1/2022	MKLEPADLO	
&EFS=V2WC4+V2UC46/4	Power distribution 24VDC 2L+		10/1/2022	MKLEPADLO	
&EFS=V2WC4+V2UC46/5	Power distribution 24VDC 3L+		10/1/2022	MKLEPADLO	
&EFS=V2WC4+V2UC46/6	Power distribution 24VDC 3L+		10/1/2022	MKLEPADLO	
&EFS=V2WC4+V2UC46/7	Power distribution 24VDC 4L+		10/1/2022	MKLEPADLO	
&EFS=V2WR1BG0+V2WR1/1	TURNTABLE POSITION SENSORS		10/1/2022	MKLEPADLO	
&EFS=V2WR1KF1+V2WR1/1	MURR MODULE SAFE 16 IN		10/1/2022	MKLEPADLO	
&EFS=V2WR1UQ51BG0+V2WR1UQ51/1	SENSORS		10/1/2022	MKLEPADLO	
&EFS=V2WR1UQ51KF1+V2WR1UQ51/1	CONNECTING MOD. FOR VTSA MANIFOLD		10/1/2022	MKLEPADLO	
&EFS=V2WR1UQ51KF1+V2WR1UQ51/2	I/O MOD. DI16 (8 x M12) FOR VTSA-F		10/1/2022	MKLEPADLO	
&EFS=V2WR1UQ51KF1+V2WR1UQ51/3	CONNECTING MOD. FOR FESTO DQ		10/1/2022	MKLEPADLO	
&EFS=V2WR1UQ51KF2+V2WR1UQ51/1	CONNECTING MOD. FOR VTSA MANIFOLD		10/1/2022	MKLEPADLO	
&EFS=V2WR1UQ51KF2+V2WR1UQ51/2	I/O MOD. DI16 (8 x M12) FOR VTSA-F		10/1/2022	MKLEPADLO	
&EFS=V2WR1UQ51KF2+V2WR1UQ51/3	CONNECTING MOD. FOR FESTO DQ		10/1/2022	MKLEPADLO	
&EFS=V2WR1UQ51UQ1+V2WR1UQ51UQ1/1	FESTO DQ CONNECTION QN1		10/1/2022	MKLEPADLO	
&EFS=V2WR1UQ51UQ2+V2WR1UQ51UQ2/1	FESTO DQ CONNECTION QN2		10/1/2022	MKLEPADLO	
&EFS=V2WR1UQ51UQ3+V2WR1UQ51UQ3/1	FESTO DQ CONNECTION QN3		10/1/2022	MKLEPADLO	
&EFS=V2WR1UQ51UQ4+V2WR1UQ51UQ4/1	FESTO DQ CONNECTION QN4		10/1/2022	MKLEPADLO	
&EFS=V2WR1UQ51UQ5+V2WR1UQ51UQ5/1	FESTO DQ CONNECTION QN5		10/1/2022	MKLEPADLO	

			Date	12/2/2022	Volvo Trucks North America	Valiant TMS	Table of contents : &EFS=V2WC4+V2UC14/12 - &EFS=V2WR1UQ51UQ5+V2WR1UQ51UQ5/1	Drawing name:	=		
			Ed.	MKLEPADLO					+		
			Appr		P6700 Underbody Floor Skin - Cell 2V03			Document type: EAB	Project nr: 22-16151	Page	20
Modification	Date	Name	Original		Replacement of / Replaced by	Scale 1:1					1721

Table of contents

Column X: An automatically generated page was edited

F06_001

Page	Page description	supplementary page field	Date	Edited by	X
&EFS=V2WR1UQ51UQ6+V2WR1UQ51UQ6/1	FESTO DQ CONNECTION QN6		10/1/2022	MKLEPADLO	
&EFS=V2WR1UQ51UQ7+V2WR1UQ51UQ7/1	FESTO DQ CONNECTION QN7		10/1/2022	MKLEPADLO	
&EFS=V2WR1UQ51UQ8+V2WR1UQ51UQ8/1	FESTO DQ CONNECTION QN8		10/1/2022	MKLEPADLO	
&EFS=V2WR1UQ51UQ9+V2WR1UQ51UQ9/1	FESTO DQ CONNECTION QN9		10/1/2022	MKLEPADLO	
&EFS=V2WR1UQ51UQ10+V2WR1UQ51UQ10/1	FESTO DQ CONNECTION QN10		10/1/2022	MKLEPADLO	
&EFS=V2WR1UQ51UQ11+V2WR1UQ51UQ11/1	FESTO DQ CONNECTION QN11		10/1/2022	MKLEPADLO	
&EFS=V2WR1UQ51UQ12+V2WR1UQ51UQ12/1	FESTO DQ CONNECTION QN12		10/1/2022	MKLEPADLO	
&EFS=V2WR1UQ51UQ13+V2WR1UQ51UQ13/1	FESTO DQ CONNECTION QN13		10/1/2022	MKLEPADLO	
&EFS=V2WR1UQ51UQ14+V2WR1UQ51UQ14/1	FESTO DQ CONNECTION QN14		10/1/2022	MKLEPADLO	
&EFS=V2WR1UQ51WC4+V2WR1UQ51/1	24VDC		10/1/2022	MKLEPADLO	
&EFS=V2WR1WC1+V2WR1UC01/1	Incoming power & profinet		10/1/2022	MKLEPADLO	
&EFS=V2LB1NB1BG0+V2LB1NB1/1	SENSORS		10/26/2022	MKLEPADLO	
&EFS=V2LB1NB1BG0+V2LB1NB1/2	SENSORS		10/26/2022	MKLEPADLO	
&EFS=V2LB1NB1KF1+V2LB1NB1/10	MURR MODULE 16 IN		10/26/2022	MKLEPADLO	
&EFS=V2LB1NB1KF2+V2LB1NB1/10	G120D Control Unit		10/26/2022	MKLEPADLO	
&EFS=V2LB1NB1WC1+V2LB1NB1UC01/1	Incoming power		10/26/2022	MKLEPADLO	
&EFS=V2LB1NB1WC3+V2LB1WC3/1	Incoming power		11/29/2022	KMAFFRE	
&EFS=V1GL12UQ51UQx+V1GL12UQ51UQx/1	FESTO DQ CONNECTION QNx		10/26/2022	MKLEPADLO	
&EFS=V1UN1PF1+V1UN1/2	Station Dome Light		10/28/2022	MKLEPADLO	
&EFS=V2U90U01PF1+V2U90U01/2	Station Dome Light		10/28/2022	MKLEPADLO	
&EFS=V1U70FQ1+V1U70/1	S070 Lift Assist Safety Switch		11/26/2022	MKLEPADLO	
&EFS=V1UN1FQ1+V1UN1/1	S100 Lift Assist Safety Switch		11/26/2022	MKLEPADLO	
&ELU=KF0+UC31/1	Layout UC31 MOP		9/22/2022	MKLEPADLO	
&ELU=KF0+UC31/2	Layout UC31 MOP External View		9/21/2022	MKLEPADLO	
&ELU=KF0+UC31/3	Layout UC31 MOP Internal View		9/21/2022	MKLEPADLO	
&ELU=V1PZ1PF1+V1UC61/1	Layout UC61 SL External View		9/21/2022	MKLEPADLO	
&ELU=V1PZ1PF1+V1UC61/2	Layout UC61 SL Internal View		9/21/2022	MKLEPADLO	
&ELU=V1PZ1PF2+V1UC62/1	Layout UC62 SL External View		9/21/2022	MKLEPADLO	
&ELU=V1PZ1PF2+V1UC62/2	Layout UC62 SL Internal View		9/21/2022	MKLEPADLO	
&ELU=V1PZ1PF3+V1UC63/1	Layout UC63 SL External View		9/21/2022	MKLEPADLO	
&ELU=V1PZ1PF3+V1UC63/2	Layout UC63 SL Internal View		9/21/2022	MKLEPADLO	
&ELU=V1PZ1PF4+V1UC64/1	Layout UC64 SL External View		9/21/2022	MKLEPADLO	
&ELU=V1PZ1PF4+V1UC64/2	Layout UC64 SL Internal View		9/21/2022	MKLEPADLO	

Table of contents

Column X: An automatically generated page was edited

F06_001

Page	Page description	supplementary page field	Date	Edited by	X
&ELU=V1PZ1PF5+V1UC65/1	Layout UC65 SL External View		9/21/2022	MKLEPADLO	
&ELU=V1PZ1PF5+V1UC65/2	Layout UC65 SL Internal View		9/21/2022	MKLEPADLO	
&ELU=V1PZ1PF6+V1UC66/1	Layout UC66 SL External View		9/21/2022	MKLEPADLO	
&ELU=V1PZ1PF6+V1UC66/2	Layout UC66 SL Internal View		9/21/2022	MKLEPADLO	
&ELU=V1PZ1PF7+V1UC67/1	Layout UC67 SL External View		9/21/2022	MKLEPADLO	
&ELU=V1PZ1PF7+V1UC67/2	Layout UC67 SL Internal View		9/21/2022	MKLEPADLO	
&ELU=V1PZ1PF8+V1UC68/1	Layout UC68 SL External View		9/21/2022	MKLEPADLO	
&ELU=V1PZ1PF8+V1UC68/2	Layout UC68 SL Internal View		9/21/2022	MKLEPADLO	
&ELU=V1PZ1PF9+V1UC69/1	Layout UC69 SL External View		9/21/2022	MKLEPADLO	
&ELU=V1PZ1PF9+V1UC69/2	Layout UC69 SL Internal View		9/21/2022	MKLEPADLO	
&ELU=V1SF0PG1+V1UC32/1	Layout UC32 SOP External View		9/21/2022	MKLEPADLO	
&ELU=V1SF0PG1+V1UC32/2	Layout UC32 SOP Internal View		9/21/2022	MKLEPADLO	
&ELU=V1SF0PG2+V1UC33/1	Layout UC33 SOP External View		9/21/2022	MKLEPADLO	
&ELU=V1SF0PG2+V1UC33/2	Layout UC33 SOP Internal View		9/21/2022	MKLEPADLO	
&ELU=V1SF0PG3+V1UC51/1	Layout UC51 OD External View		9/21/2022	MKLEPADLO	
&ELU=V1SF0SF1+V1UC71/1	Layout UC71 RB External View		9/21/2022	MKLEPADLO	
&ELU=V1SF0SF2+V1UC72/1	Layout UC72 RB External View		9/21/2022	MKLEPADLO	
&ELU=V1SF0SF3+V1UC73/1	Layout UC73 RB External View		9/21/2022	MKLEPADLO	
&ELU=V1SF0SF4+V1UC74/1	Layout UC74 RB External View		9/21/2022	MKLEPADLO	
&ELU=V1SF0SF5+V1UC75/1	Layout UC75 RB External View		9/21/2022	MKLEPADLO	
&ELU=V1SF0SF6+V1UC76/1	Layout UC76 RB External View		9/21/2022	MKLEPADLO	
&ELU=V1SF0SF7+V1UC77/1	Layout UC77 RB External View		9/21/2022	MKLEPADLO	
&ELU=V1SF0SF8+V1UC78/1	Layout UC78 RB External View		9/21/2022	MKLEPADLO	
&ELU=V1SF0SF9+V1UC79/1	Layout UC79 RB External View		9/21/2022	MKLEPADLO	
&ELU=V1UC11+V1UC11/1	Layout UC11 PDP External View		9/21/2022	MKLEPADLO	
&ELU=V1UC11+V1UC11/2	Layout UC11 PDP Internal View		9/21/2022	MKLEPADLO	
&ELU=V1UC14+V1UC14/1	Layout UC14 RIO External View		9/21/2022	MKLEPADLO	
&ELU=V1UC14+V1UC14/2	Layout UC14 RIO Internal Controls View		9/21/2022	MKLEPADLO	
&ELU=V1UC15+V1UC15/1	Layout UC15 RIO External View		9/21/2022	MKLEPADLO	
&ELU=V1UC15+V1UC15/2	Layout UC15 RIO Internal Controls View		9/21/2022	MKLEPADLO	
&ELU=V1UC46+V1UC46/1	Layout UC46 TT RIO External View		9/21/2022	MKLEPADLO	
&ELU=V1UC46+V1UC46/2	Layout UC46 TT RIO Internal View		11/14/2022	KMAFFRE	
&ELU=V2PZ1PF1+V2UC61/1	Layout UC61 SL External View		12/1/2022	KMAFFRE	

Table of contents

Column X: An automatically generated page was edited

F06_001

Page	Page description	supplementary page field	Date	Edited by	X
&ELU=V2PZ1PF1+V2UC61/2	Layout UC61 SL Internal View		12/1/2022	KMAFFRE	
&ELU=V2UC14+V2UC14/1	Layout UC14 RIO External View		9/21/2022	MKLEPADLO	
&ELU=V2UC14+V2UC14/2	Layout UC14 RIO Internal Controls View		9/21/2022	MKLEPADLO	
&ELU=V2UC46+V2UC46/1	Layout UC46 TT RIO External View		9/21/2022	MKLEPADLO	
&ELU=V2UC46+V2UC46/2	Layout UC46 TT RIO Internal View		11/14/2022	KMAFFRE	
&EMA=KF0KF1+UC31/1	Cable diagram =KF0KF1+UC31-KF100-P1		9/22/2022	MKLEPADLO	
&EMA=KF0KF1+UC31/2	Cable diagram =KF0KF1+UC31-KF100.31-P6		9/22/2022	MKLEPADLO	
&EMA=KF0KF1+UC31/3	Cable diagram =KF0KF1+UC31-KF100.31-P7		9/22/2022	MKLEPADLO	
&EMA=KF0KF1+UC31/4	Cable diagram =KF0KF1+UC31-KF100.31-P8		9/22/2022	MKLEPADLO	
&EMA=KF0KF1+UC31/5	Cable diagram =KF0KF1+UC31-KF100.31-P9		9/22/2022	MKLEPADLO	
&EMA=KF0KF1+UC31/6	Cable diagram =KF0KF1+UC31-KF100.31-P10		9/22/2022	MKLEPADLO	
&EMA=KF0KF1+UC31/7	Cable diagram =KF0KF1+UC31-KF100.31-P11		9/22/2022	MKLEPADLO	
&EMA=KF0KF1+UC31/8	Cable diagram =KF0KF1+UC31-KF100.31-P12		9/22/2022	MKLEPADLO	
&EMA=KF0KF1+UC31/9	Cable diagram =KF0KF1+UC31-KF100.31-P13		9/22/2022	MKLEPADLO	
&EMA=KF0KF1+UC31/10	Cable diagram =KF0KF1+UC31-KF100.31-P14		9/22/2022	MKLEPADLO	
&EMA=KF0KF1+UC31/11	Cable diagram =KF0KF1+UC31-KF100.31-P15		9/22/2022	MKLEPADLO	
&EMA=KF0KF1+UC31/12	Cable diagram =KF0KF1+UC31-KF100.31-P16		9/22/2022	MKLEPADLO	
&EMA=KF0WC3+UC31/1	Cable diagram =KF0WC3+UC31-W1		10/20/2022	KMAFFRE	
&EMA=KH0+KH0/1	Cable diagram =KH0+KH0-W1		11/1/2022	KMAFFRE	
&EMA=KH0+KH0/2	Cable diagram =KH0+KH0-W3		11/1/2022	KMAFFRE	
&EMA=KH0+KH0/3	Cable diagram =KH0+KH0-W4		11/1/2022	KMAFFRE	
&EMA=KH0+KH0/4	Cable diagram =KH0+KH0-W5		11/1/2022	KMAFFRE	
&EMA=KH0+KH0/5	Cable diagram =KH0+KH0-W6		11/1/2022	KMAFFRE	
&EMA=KH3+KH3/1	Cable diagram =KH3+KH3-W1		10/20/2022	KMAFFRE	
&EMA=KH3+KH3/2	Cable diagram =KH3+KH3-W2		10/20/2022	KMAFFRE	
&EMA=V1AR11UQ41BG0+V1AR11UQ41/1	Cable diagram =V1AR11UQ41BG0+V1AR11UQ41-W1		9/22/2022	MKLEPADLO	
&EMA=V1AR11UQ41BG0+V1AR11UQ41/2	Cable diagram =V1AR11UQ41BG0+V1AR11UQ41-W1.1		9/22/2022	MKLEPADLO	
&EMA=V1AR11UQ41BG0+V1AR11UQ41/3	Cable diagram =V1AR11UQ41BG0+V1AR11UQ41-W1.2		9/22/2022	MKLEPADLO	
&EMA=V1AR11UQ41BG0+V1AR11UQ41/4	Cable diagram =V1AR11UQ41BG0+V1AR11UQ41-W2		9/22/2022	MKLEPADLO	
&EMA=V1AR11UQ41BG0+V1AR11UQ41/5	Cable diagram =V1AR11UQ41BG0+V1AR11UQ41-W2.1		9/22/2022	MKLEPADLO	
&EMA=V1AR11UQ41BG0+V1AR11UQ41/6	Cable diagram =V1AR11UQ41BG0+V1AR11UQ41-W2.2		9/22/2022	MKLEPADLO	
&EMA=V1AR11UQ41BG0+V1AR11UQ41/7	Cable diagram =V1AR11UQ41BG0+V1AR11UQ41-W3		9/22/2022	MKLEPADLO	
&EMA=V1AR11UQ41BG0+V1AR11UQ41/8	Cable diagram =V1AR11UQ41BG0+V1AR11UQ41-W3.1		9/22/2022	MKLEPADLO	

			Date	12/2/2022	Volvo Trucks North America	Valiant TMS	Table of contents : &ELU=V2PZ1PF1+V2UC61/2 - &EMA=V1AR11UQ41BG0+V1AR11UQ41/8	Drawing name:	=		
			Ed.	MKLEPADLO					+		
			Appr		P6700 Underbody Floor Skin - Cell 2V03			Document type: EAB	Project nr: 22-16151	Page	23
Modification	Date	Name	Original		Replacement of / Replaced by	Scale 1:1					1721

Table of contents

Column X: An automatically generated page was edited

F06_001

Page	Page description	supplementary page field	Date	Edited by	X
&EMA=V1AR11UQ41BG0+V1AR11UQ41/9	Cable diagram =V1AR11UQ41BG0+V1AR11UQ41-W3.2		9/22/2022	MKLEPADLO	
&EMA=V1AR11UQ41BG0+V1AR11UQ41/10	Cable diagram =V1AR11UQ41BG0+V1AR11UQ41-W4		9/22/2022	MKLEPADLO	
&EMA=V1AR11UQ41BG0+V1AR11UQ41/11	Cable diagram =V1AR11UQ41BG0+V1AR11UQ41-W4.1		9/22/2022	MKLEPADLO	
&EMA=V1AR11UQ41BG0+V1AR11UQ41/12	Cable diagram =V1AR11UQ41BG0+V1AR11UQ41-W4.2		9/22/2022	MKLEPADLO	
&EMA=V1AR11UQ41BG0+V1AR11UQ41/13	Cable diagram =V1AR11UQ41BG0+V1AR11UQ41-W5		9/22/2022	MKLEPADLO	
&EMA=V1AR11UQ41BG0+V1AR11UQ41/14	Cable diagram =V1AR11UQ41BG0+V1AR11UQ41-W5.1		9/22/2022	MKLEPADLO	
&EMA=V1AR11UQ41BG0+V1AR11UQ41/15	Cable diagram =V1AR11UQ41BG0+V1AR11UQ41-W5.2		9/22/2022	MKLEPADLO	
&EMA=V1AR11UQ41BG0+V1AR11UQ41/16	Cable diagram =V1AR11UQ41BG0+V1AR11UQ41-W6		9/22/2022	MKLEPADLO	
&EMA=V1AR11UQ41BG0+V1AR11UQ41/17	Cable diagram =V1AR11UQ41BG0+V1AR11UQ41-W6.1		9/22/2022	MKLEPADLO	
&EMA=V1AR11UQ41BG0+V1AR11UQ41/18	Cable diagram =V1AR11UQ41BG0+V1AR11UQ41-W6.2		9/22/2022	MKLEPADLO	
&EMA=V1AR11UQ41BG0+V1AR11UQ41/19	Cable diagram =V1AR11UQ41BG0+V1AR11UQ41-W7		9/22/2022	MKLEPADLO	
&EMA=V1AR11UQ41BG0+V1AR11UQ41/20	Cable diagram =V1AR11UQ41BG0+V1AR11UQ41-W7.1		9/22/2022	MKLEPADLO	
&EMA=V1AR11UQ41BG0+V1AR11UQ41/21	Cable diagram =V1AR11UQ41BG0+V1AR11UQ41-W7.2		9/22/2022	MKLEPADLO	
&EMA=V1AR11UQ41KF1+V1AR11UQ41/1	Cable diagram =V1AR11UQ41KF1+V1AR11UQ41-W1		9/22/2022	MKLEPADLO	
&EMA=V1AR11UQ41KF1+V1AR11UQ41/2	Cable diagram =V1AR11UQ41KF1+V1AR11UQ41-WF1		9/22/2022	MKLEPADLO	
&EMA=V1AR11UQ41UQ1.1+V1AR11UQ41UC01.1/1	Cable diagram =V1AR11UQ41UQ1.1+V1AR11UQ41UQ1.1-W1		9/22/2022	MKLEPADLO	
&EMA=V1AR11UQ41UQ1.2+V1AR11UQ41UC01.2/1	Cable diagram =V1AR11UQ41UQ1.2+V1AR11UQ41UQ1.2-W1		9/22/2022	MKLEPADLO	
&EMA=V1AR11UQ41UQ2.1+V1AR11UQ41UC02.1/1	Cable diagram =V1AR11UQ41UQ2.1+V1AR11UQ41UQ2.1-W1		9/22/2022	MKLEPADLO	
&EMA=V1AR11UQ41UQ2.2+V1AR11UQ41UC02.2/1	Cable diagram =V1AR11UQ41UQ2.2+V1AR11UQ41UQ2.2-W1		9/22/2022	MKLEPADLO	
&EMA=V1AR11UQ41UQ3.1+V1AR11UQ41UC03.1/1	Cable diagram =V1AR11UQ41UQ3.1+V1AR11UQ41UQ3.1-W1		9/22/2022	MKLEPADLO	
&EMA=V1AR11UQ41UQ4.1+V1AR11UQ41UC04.1/1	Cable diagram =V1AR11UQ41UQ4.1+V1AR11UQ41UQ4.1-W1		9/22/2022	MKLEPADLO	
&EMA=V1AR11UQ41UQ5.1+V1AR11UQ41UC05.1/1	Cable diagram =V1AR11UQ41UQ5.1+V1AR11UQ41UQ5.1-W1		9/22/2022	MKLEPADLO	
&EMA=V1AR11UQ41UQ5.2+V1AR11UQ41UC05.2/1	Cable diagram =V1AR11UQ41UQ5.2+V1AR11UQ41UQ5.2-W1		9/22/2022	MKLEPADLO	
&EMA=V1AR11UQ41UQ6.1+V1AR11UQ41UC06.1/1	Cable diagram =V1AR11UQ41UQ6.1+V1AR11UQ41UQ6.1-W1		9/22/2022	MKLEPADLO	
&EMA=V1AR11UQ41UQ7.1+V1AR11UQ41UC07.1/1	Cable diagram =V1AR11UQ41UQ7.1+V1AR11UQ41UQ7.1-W1		9/22/2022	MKLEPADLO	
&EMA=V1AR11UQ41UQ7.2+V1AR11UQ41UC07.2/1	Cable diagram =V1AR11UQ41UQ7.2+V1AR11UQ41UQ7.2-W1		9/22/2022	MKLEPADLO	
&EMA=V1AR11UQ41UQ8.1+V1AR11UQ41UC08.1/1	Cable diagram =V1AR11UQ41UQ8.1+V1AR11UQ41UQ8.1-W1		9/22/2022	MKLEPADLO	
&EMA=V1AR11UQ41UQ8.2+V1AR11UQ41UC08.2/1	Cable diagram =V1AR11UQ41UQ8.2+V1AR11UQ41UQ8.2-W1		9/22/2022	MKLEPADLO	
&EMA=V1AR11WC1+V1AR11UC01/1	Cable diagram =V1AR11WC1+V1AR11UC01-W1		9/22/2022	MKLEPADLO	
&EMA=V1AR12UQ41BG0+V1AR12UQ41/1	Cable diagram =V1AR12UQ41BG0+V1AR12UQ41-W1		9/22/2022	MKLEPADLO	
&EMA=V1AR12UQ41BG0+V1AR12UQ41/2	Cable diagram =V1AR12UQ41BG0+V1AR12UQ41-W2		9/22/2022	MKLEPADLO	
&EMA=V1AR12UQ41KF1+V1AR12UQ41/1	Cable diagram =V1AR12UQ41KF1+V1AR12UQ41-W1		9/22/2022	MKLEPADLO	
&EMA=V1AR12UQ41KF1+V1AR12UQ41/2	Cable diagram =V1AR12UQ41KF1+V1AR12UQ41-W1.1		9/22/2022	MKLEPADLO	

			Date	12/2/2022	Volvo Trucks North America	Valiant TMS	Table of contents : &EMA=V1AR11UQ41BG0+V1AR11UQ41/9 - &EMA=V1AR12UQ41KF1+V1AR12UQ41/2	Drawing name:	=		
			Ed.	MKLEPADLO					+		
			Appr		P6700 Underbody Floor Skin - Cell 2V03			Document type: EAB	Project nr: 22-16151	Page	24
Modification	Date	Name	Original		Replacement of / Replaced by	Scale 1:1					1721

Table of contents

Column X: An automatically generated page was edited

F06_001

Page	Page description	supplementary page field	Date	Edited by	X
&EMA=V1AR12UQ41KF1+V1AR12UQ41/3	Cable diagram =V1AR12UQ41KF1+V1AR12UQ41-WF1		9/22/2022	MKLEPADLO	
&EMA=V1AR12UQ41KF2+V1AR12UQ41/1	Cable diagram =V1AR12UQ41KF2+V1AR12UQ41-W1.2		9/22/2022	MKLEPADLO	
&EMA=V1AR12UQ41KF2+V1AR12UQ41/2	Cable diagram =V1AR12UQ41KF2+V1AR12UQ41-WF2		9/22/2022	MKLEPADLO	
&EMA=V1AR12UQ41UQ1.1+V1AR12UQ41UQ1.1/1	Cable diagram =V1AR12UQ41UQ1.1+V1AR12UQ41UQ1.1-W1		9/22/2022	MKLEPADLO	
&EMA=V1AR12UQ41UQ2.1+V1AR12UQ41UQ2.1/1	Cable diagram =V1AR12UQ41UQ2.1+V1AR12UQ41UQ2.1-W1		9/22/2022	MKLEPADLO	
&EMA=V1AR12UQ41UQ2.2+V1AR12UQ41UQ2.2/1	Cable diagram =V1AR12UQ41UQ2.2+V1AR12UQ41UQ2.2-W1		9/22/2022	MKLEPADLO	
&EMA=V1AR12UQ41UQ3.1+V1AR12UQ41UQ3.1/1	Cable diagram =V1AR12UQ41UQ3.1+V1AR12UQ41UQ3.1-W1		9/22/2022	MKLEPADLO	
&EMA=V1AR12UQ41UQ3.2+V1AR12UQ41UQ3.2/1	Cable diagram =V1AR12UQ41UQ3.2+V1AR12UQ41UQ3.2-W1		9/22/2022	MKLEPADLO	
&EMA=V1AR12UQ41UQ4.1+V1AR12UQ41UQ4.1/1	Cable diagram =V1AR12UQ41UQ4.1+V1AR12UQ41UQ4.1-W1		9/22/2022	MKLEPADLO	
&EMA=V1AR12UQ41UQ5.1+V1AR12UQ41UQ5.1/1	Cable diagram =V1AR12UQ41UQ5.1+V1AR12UQ41UQ5.1-W1		9/22/2022	MKLEPADLO	
&EMA=V1AR12UQ41UQ6.1+V1AR12UQ41UQ6.1/1	Cable diagram =V1AR12UQ41UQ6.1+V1AR12UQ41UQ6.1-W1		9/22/2022	MKLEPADLO	
&EMA=V1AR12UQ41UQ7.1+V1AR12UQ41UQ7.1/1	Cable diagram =V1AR12UQ41UQ7.1+V1AR12UQ41UQ7.1-W1		9/22/2022	MKLEPADLO	
&EMA=V1AR12UQ41UQ8.1+V1AR12UQ41UQ8.1/1	Cable diagram =V1AR12UQ41UQ8.1+V1AR12UQ41UQ8.1-W1		9/22/2022	MKLEPADLO	
&EMA=V1AR12UQ41UQ8.2+V1AR12UQ41UQ8.2/1	Cable diagram =V1AR12UQ41UQ8.2+V1AR12UQ41UQ8.2-W1		9/22/2022	MKLEPADLO	
&EMA=V1AR12UQ41UQ9.1+V1AR12UQ41UQ9.1/1	Cable diagram =V1AR12UQ41UQ9.1+V1AR12UQ41UQ9.1-W1		9/22/2022	MKLEPADLO	
&EMA=V1AR12UQ41UQ10.1+V1AR12UQ41UQ10.1/1	Cable diagram =V1AR12UQ41UQ10.1+V1AR12UQ41UQ10.1-W1		9/22/2022	MKLEPADLO	
&EMA=V1AR12UQ41UQ10.2+V1AR12UQ41UQ10.2/1	Cable diagram =V1AR12UQ41UQ10.2+V1AR12UQ41UQ10.2-W1		9/22/2022	MKLEPADLO	
&EMA=V1AR12UQ41UQ11.1+V1AR12UQ41UQ11.1/1	Cable diagram =V1AR12UQ41UQ11.1+V1AR12UQ41UQ11.1-W1		9/22/2022	MKLEPADLO	
&EMA=V1AR12UQ41UQ12.1+V1AR12UQ41UQ12.1/1	Cable diagram =V1AR12UQ41UQ12.1+V1AR12UQ41UQ12.1-W1		9/22/2022	MKLEPADLO	
&EMA=V1AR12UQ41UQ12.2+V1AR12UQ41UQ12.2/1	Cable diagram =V1AR12UQ41UQ12.2+V1AR12UQ41UQ12.2-W1		9/22/2022	MKLEPADLO	
&EMA=V1AR12UQ42BG0+V1AR12UQ42/1	Cable diagram =V1AR12UQ42BG0+V1AR12UQ42-W1		9/22/2022	MKLEPADLO	
&EMA=V1AR12UQ42BG0+V1AR12UQ42/2	Cable diagram =V1AR12UQ42BG0+V1AR12UQ42-W1.1		9/22/2022	MKLEPADLO	
&EMA=V1AR12UQ42BG0+V1AR12UQ42/3	Cable diagram =V1AR12UQ42BG0+V1AR12UQ42-W1.2		9/22/2022	MKLEPADLO	
&EMA=V1AR12UQ42BG0+V1AR12UQ42/4	Cable diagram =V1AR12UQ42BG0+V1AR12UQ42-W2		9/22/2022	MKLEPADLO	
&EMA=V1AR12UQ42KF1+V1AR12UQ42/1	Cable diagram =V1AR12UQ42KF1+V1AR12UQ42-W1		9/22/2022	MKLEPADLO	
&EMA=V1AR12UQ42KF1+V1AR12UQ42/2	Cable diagram =V1AR12UQ42KF1+V1AR12UQ42-WF1		9/22/2022	MKLEPADLO	
&EMA=V1AR12UQ42UQ1.1+V1AR12UQ42UQ1.1/1	Cable diagram =V1AR12UQ42UQ1.1+V1AR12UQ42UQ1.1-W1		9/22/2022	MKLEPADLO	
&EMA=V1AR12UQ42UQ2.1+V1AR12UQ42UQ2.1/1	Cable diagram =V1AR12UQ42UQ2.1+V1AR12UQ42UQ2.1-W1		9/22/2022	MKLEPADLO	
&EMA=V1AR12UQ42UQ3.1+V1AR12UQ42UQ3.1/1	Cable diagram =V1AR12UQ42UQ3.1+V1AR12UQ42UQ3.1-W1		9/22/2022	MKLEPADLO	
&EMA=V1AR12UQ42UQ3.2+V1AR12UQ42UQ3.2/1	Cable diagram =V1AR12UQ42UQ3.2+V1AR12UQ42UQ3.2-W1		9/22/2022	MKLEPADLO	
&EMA=V1AR12UQ42UQ3.3+V1AR12UQ42UQ3.3/1	Cable diagram =V1AR12UQ42UQ3.3+V1AR12UQ42UQ3.3-W1		9/22/2022	MKLEPADLO	
&EMA=V1AR12UQ42UQ3.4+V1AR12UQ42UQ3.4/1	Cable diagram =V1AR12UQ42UQ3.4+V1AR12UQ42UQ3.4-W1		9/22/2022	MKLEPADLO	
&EMA=V1AR12UQ42UQ3.5+V1AR12UQ42UQ3.5/1	Cable diagram =V1AR12UQ42UQ3.5+V1AR12UQ42UQ3.5-W1		9/22/2022	MKLEPADLO	

			Date	12/2/2022	Volvo Trucks North America	Valiant TMS	Table of contents : &EMA=V1AR12UQ41KF1+V1AR12UQ41/3 - &EMA=V1AR12UQ42UQ3.5+V1AR12UQ42UQ3.5/1	Drawing name:	=		
			Ed.	MKLEPADLO					+		
			Appr		P6700 Underbody Floor Skin - Cell 2V03			Document type: EAB	Project nr: 22-16151	Page	25
Modification	Date	Name	Original		Replacement of / Replaced by	Scale 1:1					1721

Table of contents

Column X: An automatically generated page was edited

F06_001

Page	Page description	supplementary page field	Date	Edited by	X
&EMA=V1AR12UQ42UQ4.1+V1AR12UQ42UQ4.1/1	Cable diagram =V1AR12UQ42UQ4.1+V1AR12UQ42UQ4.1-W1		9/22/2022	MKLEPADLO	
&EMA=V1AR12UQ42UQ5.1+V1AR12UQ42UQ5.1/1	Cable diagram =V1AR12UQ42UQ5.1+V1AR12UQ42UQ5.1-W1		9/22/2022	MKLEPADLO	
&EMA=V1AR12WC1+V1AR12UC01/1	Cable diagram =V1AR12WC1+V1AR12UC01-W1		9/22/2022	MKLEPADLO	
&EMA=V1AR13UQ41BG0+V1AR13UQ41/1	Cable diagram =V1AR13UQ41BG0+V1AR13UQ41-W1		9/22/2022	MKLEPADLO	
&EMA=V1AR13UQ41BG0+V1AR13UQ41/2	Cable diagram =V1AR13UQ41BG0+V1AR13UQ41-W2		9/22/2022	MKLEPADLO	
&EMA=V1AR13UQ41KF1+V1AR13UQ41/1	Cable diagram =V1AR13UQ41KF1+V1AR13UQ41-W1		9/22/2022	MKLEPADLO	
&EMA=V1AR13UQ41KF1+V1AR13UQ41/2	Cable diagram =V1AR13UQ41KF1+V1AR13UQ41-W1.1		9/22/2022	MKLEPADLO	
&EMA=V1AR13UQ41KF1+V1AR13UQ41/3	Cable diagram =V1AR13UQ41KF1+V1AR13UQ41-WF1		9/22/2022	MKLEPADLO	
&EMA=V1AR13UQ41KF2+V1AR13UQ41/1	Cable diagram =V1AR13UQ41KF2+V1AR13UQ41-W1.2		9/22/2022	MKLEPADLO	
&EMA=V1AR13UQ41KF2+V1AR13UQ41/2	Cable diagram =V1AR13UQ41KF2+V1AR13UQ41-WF2		9/22/2022	MKLEPADLO	
&EMA=V1AR13UQ41UQ1.1+V1AR13UQ41UQ1.1/1	Cable diagram =V1AR13UQ41UQ1.1+V1AR13UQ41UQ1.1-W1		9/22/2022	MKLEPADLO	
&EMA=V1AR13UQ41UQ2.1+V1AR13UQ41UQ2.1/1	Cable diagram =V1AR13UQ41UQ2.1+V1AR13UQ41UQ2.1-W1		9/22/2022	MKLEPADLO	
&EMA=V1AR13UQ41UQ2.2+V1AR13UQ41UQ2.2/1	Cable diagram =V1AR13UQ41UQ2.2+V1AR13UQ41UQ2.2-W1		9/22/2022	MKLEPADLO	
&EMA=V1AR13UQ41UQ3.1+V1AR13UQ41UQ3.1/1	Cable diagram =V1AR13UQ41UQ3.1+V1AR13UQ41UQ3.1-W1		9/22/2022	MKLEPADLO	
&EMA=V1AR13UQ41UQ3.2+V1AR13UQ41UQ3.2/1	Cable diagram =V1AR13UQ41UQ3.2+V1AR13UQ41UQ3.2-W1		9/22/2022	MKLEPADLO	
&EMA=V1AR13UQ41UQ4.1+V1AR13UQ41UQ4.1/1	Cable diagram =V1AR13UQ41UQ4.1+V1AR13UQ41UQ4.1-W1		9/22/2022	MKLEPADLO	
&EMA=V1AR13UQ41UQ5.1+V1AR13UQ41UQ5.1/1	Cable diagram =V1AR13UQ41UQ5.1+V1AR13UQ41UQ5.1-W1		9/22/2022	MKLEPADLO	
&EMA=V1AR13UQ41UQ6.1+V1AR13UQ41UQ6.1/1	Cable diagram =V1AR13UQ41UQ6.1+V1AR13UQ41UQ6.1-W1		9/22/2022	MKLEPADLO	
&EMA=V1AR13UQ41UQ7.1+V1AR13UQ41UQ7.1/1	Cable diagram =V1AR13UQ41UQ7.1+V1AR13UQ41UQ7.1-W1		9/22/2022	MKLEPADLO	
&EMA=V1AR13UQ41UQ8.1+V1AR13UQ41UQ8.1/1	Cable diagram =V1AR13UQ41UQ8.1+V1AR13UQ41UQ8.1-W1		9/22/2022	MKLEPADLO	
&EMA=V1AR13UQ41UQ8.2+V1AR13UQ41UQ8.2/1	Cable diagram =V1AR13UQ41UQ8.2+V1AR13UQ41UQ8.2-W1		9/22/2022	MKLEPADLO	
&EMA=V1AR13UQ41UQ9.1+V1AR13UQ41UQ9.1/1	Cable diagram =V1AR13UQ41UQ9.1+V1AR13UQ41UQ9.1-W1		9/22/2022	MKLEPADLO	
&EMA=V1AR13UQ41UQ10.1+V1AR13UQ41UQ10.1/1	Cable diagram =V1AR13UQ41UQ10.1+V1AR13UQ41UQ10.1-W1		9/22/2022	MKLEPADLO	
&EMA=V1AR13UQ41UQ10.2+V1AR13UQ41UQ10.2/1	Cable diagram =V1AR13UQ41UQ10.2+V1AR13UQ41UQ10.2-W1		9/22/2022	MKLEPADLO	
&EMA=V1AR13UQ41UQ11.1+V1AR13UQ41UQ11.1/1	Cable diagram =V1AR13UQ41UQ11.1+V1AR13UQ41UQ11.1-W1		9/22/2022	MKLEPADLO	
&EMA=V1AR13UQ41UQ11.2+V1AR13UQ41UQ11.2/1	Cable diagram =V1AR13UQ41UQ11.2+V1AR13UQ41UQ11.2-W1		9/22/2022	MKLEPADLO	
&EMA=V1AR13WC1+V1AR13UC01/1	Cable diagram =V1AR13WC1+V1AR13UC01-W1		9/22/2022	MKLEPADLO	
&EMA=V1AR21WC1+V1AR21UC01/1	Cable diagram =V1AR21WC1+V1AR21UC01-W1		9/22/2022	MKLEPADLO	
&EMA=V1AR22WC1+V1AR22UC01/1	Cable diagram =V1AR22WC1+V1AR22UC01-W1		9/22/2022	MKLEPADLO	
&EMA=V1AR23WC1+V1AR23UC01/1	Cable diagram =V1AR23WC1+V1AR23UC01-W1		9/22/2022	MKLEPADLO	
&EMA=V1AR23XQ11WC1+V1AR23XQ11UC01/1	Cable diagram =V1AR23XQ11WC1+V1AR23XQ11UC01-W1		12/2/2022	MKLEPADLO	
&EMA=V1AR24WC1+V1AR24UC01/1	Cable diagram =V1AR24WC1+V1AR24UC01-W1		9/22/2022	MKLEPADLO	
&EMA=V1AR25WC1+V1AR25UC01/1	Cable diagram =V1AR25WC1+V1AR25UC01-W1		9/22/2022	MKLEPADLO	

Table of contents

Column X: An automatically generated page was edited

F06_001

Page	Page description	supplementary page field	Date	Edited by	X
&EMA=V1AR25XQ11WC1+V1AR25XQ11UC01/1	Cable diagram =V1AR25XQ11WC1+V1AR25XQ11UC01-W1		12/2/2022	MKLEPADLO	
&EMA=V1CL1BG0+V1CL1/1	Cable diagram =V1CL1BG0+V1CL1-W1		9/22/2022	MKLEPADLO	
&EMA=V1CL1BG0+V1CL1/2	Cable diagram =V1CL1BG0+V1CL1-W1.1		9/22/2022	MKLEPADLO	
&EMA=V1CL1BG0+V1CL1/3	Cable diagram =V1CL1BG0+V1CL1-W1.2		9/22/2022	MKLEPADLO	
&EMA=V1CL1BG0+V1CL1/4	Cable diagram =V1CL1BG0+V1CL1-W2		9/22/2022	MKLEPADLO	
&EMA=V1CL1BG0+V1CL1/5	Cable diagram =V1CL1BG0+V1CL1-W2.1		9/22/2022	MKLEPADLO	
&EMA=V1CL1BG0+V1CL1/6	Cable diagram =V1CL1BG0+V1CL1-W2.2		9/22/2022	MKLEPADLO	
&EMA=V1CL1BG0+V1CL1/7	Cable diagram =V1CL1BG0+V1CL1-W3		9/22/2022	MKLEPADLO	
&EMA=V1CL1BG0+V1CL1/8	Cable diagram =V1CL1BG0+V1CL1-W3.1		9/22/2022	MKLEPADLO	
&EMA=V1CL1BG0+V1CL1/9	Cable diagram =V1CL1BG0+V1CL1-W3.2		9/22/2022	MKLEPADLO	
&EMA=V1CL1BG0+V1CL1/10	Cable diagram =V1CL1BG0+V1CL1-W4		9/22/2022	MKLEPADLO	
&EMA=V1CL1BG0+V1CL1/11	Cable diagram =V1CL1BG0+V1CL1-W4.1		9/22/2022	MKLEPADLO	
&EMA=V1CL1BG0+V1CL1/12	Cable diagram =V1CL1BG0+V1CL1-W4.2		9/22/2022	MKLEPADLO	
&EMA=V1CL1KF1+V1CL1/1	Cable diagram =V1CL1KF1+V1CL1-KF100.15-P5		9/22/2022	MKLEPADLO	
&EMA=V1CL1KF1+V1CL1/2	Cable diagram =V1CL1KF1+V1CL1-W1		9/22/2022	MKLEPADLO	
&EMA=V1CL2BG0+V1CL2/1	Cable diagram =V1CL2BG0+V1CL2-W1		9/22/2022	MKLEPADLO	
&EMA=V1CL2BG0+V1CL2/2	Cable diagram =V1CL2BG0+V1CL2-W1.1		9/22/2022	MKLEPADLO	
&EMA=V1CL2BG0+V1CL2/3	Cable diagram =V1CL2BG0+V1CL2-W1.2		9/22/2022	MKLEPADLO	
&EMA=V1CL2BG0+V1CL2/4	Cable diagram =V1CL2BG0+V1CL2-W2		9/22/2022	MKLEPADLO	
&EMA=V1CL2BG0+V1CL2/5	Cable diagram =V1CL2BG0+V1CL2-W2.1		9/22/2022	MKLEPADLO	
&EMA=V1CL2BG0+V1CL2/6	Cable diagram =V1CL2BG0+V1CL2-W2.2		9/22/2022	MKLEPADLO	
&EMA=V1CL2BG0+V1CL2/7	Cable diagram =V1CL2BG0+V1CL2-W3		9/22/2022	MKLEPADLO	
&EMA=V1CL2BG0+V1CL2/8	Cable diagram =V1CL2BG0+V1CL2-W3.1		9/22/2022	MKLEPADLO	
&EMA=V1CL2BG0+V1CL2/9	Cable diagram =V1CL2BG0+V1CL2-W3.2		9/22/2022	MKLEPADLO	
&EMA=V1CL2BG0+V1CL2/10	Cable diagram =V1CL2BG0+V1CL2-W4		9/22/2022	MKLEPADLO	
&EMA=V1CL2BG0+V1CL2/11	Cable diagram =V1CL2BG0+V1CL2-W4.1		9/22/2022	MKLEPADLO	
&EMA=V1CL2BG0+V1CL2/12	Cable diagram =V1CL2BG0+V1CL2-W4.2		9/22/2022	MKLEPADLO	
&EMA=V1CL2KF1+V1CL2/1	Cable diagram =V1CL2KF1+V1CL2-KF1-P2R		9/22/2022	MKLEPADLO	
&EMA=V1CL2KF1+V1CL2/2	Cable diagram =V1CL2KF1+V1CL2-W1		9/22/2022	MKLEPADLO	
&EMA=V1CL3BG0+V1CL3/1	Cable diagram =V1CL3BG0+V1CL3-W1		9/22/2022	MKLEPADLO	
&EMA=V1CL3BG0+V1CL3/2	Cable diagram =V1CL3BG0+V1CL3-W1.1		9/22/2022	MKLEPADLO	
&EMA=V1CL3BG0+V1CL3/3	Cable diagram =V1CL3BG0+V1CL3-W1.2		9/22/2022	MKLEPADLO	
&EMA=V1CL3BG0+V1CL3/4	Cable diagram =V1CL3BG0+V1CL3-W2		9/22/2022	MKLEPADLO	

Table of contents

Column X: An automatically generated page was edited

F06_001

Page	Page description	supplementary page field	Date	Edited by	X
&EMA=V1CL3BG0+V1CL3/5	Cable diagram =V1CL3BG0+V1CL3-W3		9/22/2022	MKLEPADLO	
&EMA=V1CL3BG0+V1CL3/6	Cable diagram =V1CL3BG0+V1CL3-W3.1		9/22/2022	MKLEPADLO	
&EMA=V1CL3BG0+V1CL3/7	Cable diagram =V1CL3BG0+V1CL3-W3.2		9/22/2022	MKLEPADLO	
&EMA=V1CL3BG0+V1CL3/8	Cable diagram =V1CL3BG0+V1CL3-W4		9/22/2022	MKLEPADLO	
&EMA=V1CL3BG0+V1CL3/9	Cable diagram =V1CL3BG0+V1CL3-W4.1		9/22/2022	MKLEPADLO	
&EMA=V1CL3BG0+V1CL3/10	Cable diagram =V1CL3BG0+V1CL3-W4.2		9/22/2022	MKLEPADLO	
&EMA=V1CL3BG0+V1CL3/11	Cable diagram =V1CL3BG0+V1CL3-W5		9/22/2022	MKLEPADLO	
&EMA=V1CL3BG0+V1CL3/12	Cable diagram =V1CL3BG0+V1CL3-W6		9/22/2022	MKLEPADLO	
&EMA=V1CL3BG0+V1CL3/13	Cable diagram =V1CL3BG0+V1CL3-W6.1		9/22/2022	MKLEPADLO	
&EMA=V1CL3BG0+V1CL3/14	Cable diagram =V1CL3BG0+V1CL3-W6.2		9/22/2022	MKLEPADLO	
&EMA=V1CL3KF1+V1CL3/1	Cable diagram =V1CL3KF1+V1CL3-KF100.15-P6		9/22/2022	MKLEPADLO	
&EMA=V1CL3KF1+V1CL3/2	Cable diagram =V1CL3KF1+V1CL3-W1		9/22/2022	MKLEPADLO	
&EMA=V1CL4BG0+V1CL4/1	Cable diagram =V1CL4BG0+V1CL4-W1		9/22/2022	MKLEPADLO	
&EMA=V1CL4BG0+V1CL4/2	Cable diagram =V1CL4BG0+V1CL4-W1.1		9/22/2022	MKLEPADLO	
&EMA=V1CL4BG0+V1CL4/3	Cable diagram =V1CL4BG0+V1CL4-W1.2		9/22/2022	MKLEPADLO	
&EMA=V1CL4BG0+V1CL4/4	Cable diagram =V1CL4BG0+V1CL4-W2		9/22/2022	MKLEPADLO	
&EMA=V1CL4BG0+V1CL4/5	Cable diagram =V1CL4BG0+V1CL4-W3		9/22/2022	MKLEPADLO	
&EMA=V1CL4BG0+V1CL4/6	Cable diagram =V1CL4BG0+V1CL4-W3.1		9/22/2022	MKLEPADLO	
&EMA=V1CL4BG0+V1CL4/7	Cable diagram =V1CL4BG0+V1CL4-W3.2		9/22/2022	MKLEPADLO	
&EMA=V1CL4BG0+V1CL4/8	Cable diagram =V1CL4BG0+V1CL4-W4		9/22/2022	MKLEPADLO	
&EMA=V1CL4BG0+V1CL4/9	Cable diagram =V1CL4BG0+V1CL4-W4.1		9/22/2022	MKLEPADLO	
&EMA=V1CL4BG0+V1CL4/10	Cable diagram =V1CL4BG0+V1CL4-W4.2		9/22/2022	MKLEPADLO	
&EMA=V1CL4BG0+V1CL4/11	Cable diagram =V1CL4BG0+V1CL4-W5		9/22/2022	MKLEPADLO	
&EMA=V1CL4BG0+V1CL4/12	Cable diagram =V1CL4BG0+V1CL4-W6		9/22/2022	MKLEPADLO	
&EMA=V1CL4BG0+V1CL4/13	Cable diagram =V1CL4BG0+V1CL4-W6.1		9/22/2022	MKLEPADLO	
&EMA=V1CL4BG0+V1CL4/14	Cable diagram =V1CL4BG0+V1CL4-W6.2		9/22/2022	MKLEPADLO	
&EMA=V1CL4KF1+V1CL4/1	Cable diagram =V1CL4KF1+V1CL4-KF1-P2R		9/22/2022	MKLEPADLO	
&EMA=V1CL4KF1+V1CL4/2	Cable diagram =V1CL4KF1+V1CL4-W1		9/22/2022	MKLEPADLO	
&EMA=V1FQ1+V1FQ1/1	Cable diagram =V1FQ1+V1FQ1-W3		9/22/2022	MKLEPADLO	
&EMA=V1FQ1+V1FQ1/2	Cable diagram =V1FQ1+V1FQ1-W11R		11/29/2022	KMAFFRE	
&EMA=V1FQ1+V1FQ1/3	Cable diagram =V1FQ1+V1FQ1-W11T		11/29/2022	KMAFFRE	
&EMA=V1FQ1+V1FQ1/4	Cable diagram =V1FQ1+V1FQ1-W12R		11/29/2022	KMAFFRE	
&EMA=V1FQ1+V1FQ1/5	Cable diagram =V1FQ1+V1FQ1-W12T		11/29/2022	KMAFFRE	

			Date	12/2/2022	Volvo Trucks North America		Valiant TMS	Table of contents : &EMA=V1CL3BG0+V1CL3/5 - &EMA=V1FQ1+V1FQ1/5	Drawing name:	=	
			Ed.	MKLEPADLO						+	
			Appr		P6700 Underbody Floor Skin - Cell 2V03				Document type: EAB	Project nr: 22-16151	Page 28
Modification	Date	Name	Original		Replacement of	Replaced by	Scale 1:1				1721

Table of contents

Column X: An automatically generated page was edited F06_001

Page	Page description	supplementary page field	Date	Edited by	X
&EMA=V1FQ1+V1FQ1/6	Cable diagram =V1FQ1+V1FQ1-W13R		11/29/2022	KMAFFRE	
&EMA=V1FQ1+V1FQ1/7	Cable diagram =V1FQ1+V1FQ1-W13T		11/29/2022	KMAFFRE	
&EMA=V1FQ1+V1FQ1/8	Cable diagram =V1FQ1+V1FQ1-W14R		11/29/2022	KMAFFRE	
&EMA=V1FQ1+V1FQ1/9	Cable diagram =V1FQ1+V1FQ1-W14T		11/29/2022	KMAFFRE	
&EMA=V1FQ1+V1FQ1/10	Cable diagram =V1FQ1+V1FQ1-W15R		11/29/2022	KMAFFRE	
&EMA=V1FQ1+V1FQ1/11	Cable diagram =V1FQ1+V1FQ1-W15T		11/29/2022	KMAFFRE	
&EMA=V1FQ1+V1FQ1/12	Cable diagram =V1FQ1+V1FQ1-W16R		11/29/2022	KMAFFRE	
&EMA=V1FQ1+V1FQ1/13	Cable diagram =V1FQ1+V1FQ1-W16T		11/29/2022	KMAFFRE	
&EMA=V1FQ1+V1FQ1/14	Cable diagram =V1FQ1+V1FQ1-W17R		11/29/2022	KMAFFRE	
&EMA=V1FQ1+V1FQ1/15	Cable diagram =V1FQ1+V1FQ1-W17T		11/29/2022	KMAFFRE	
&EMA=V1FQ1+V1FQ1/16	Cable diagram =V1FQ1+V1FQ1-W18R		11/29/2022	KMAFFRE	
&EMA=V1FQ1+V1FQ1/17	Cable diagram =V1FQ1+V1FQ1-W18T		11/29/2022	KMAFFRE	
&EMA=V1FQ1+V1FQ1/18	Cable diagram =V1FQ1+V1FQ1-W19R		11/29/2022	KMAFFRE	
&EMA=V1FQ1+V1FQ1/19	Cable diagram =V1FQ1+V1FQ1-W19T		11/29/2022	KMAFFRE	
&EMA=V1FQ1+V1FQ1/20	Cable diagram =V1FQ1+V1FQ1-W20R		11/29/2022	KMAFFRE	
&EMA=V1FQ1+V1FQ1/21	Cable diagram =V1FQ1+V1FQ1-W20T		11/29/2022	KMAFFRE	
&EMA=V1FQ1+V1FQ1/22	Cable diagram =V1FQ1+V1FQ1-W21R		11/29/2022	KMAFFRE	
&EMA=V1FQ1+V1FQ1/23	Cable diagram =V1FQ1+V1FQ1-W21T		11/29/2022	KMAFFRE	
&EMA=V1FQ1+V1FQ1/24	Cable diagram =V1FQ1+V1FQ1-W22R		11/29/2022	KMAFFRE	
&EMA=V1FQ1+V1FQ1/25	Cable diagram =V1FQ1+V1FQ1-W22T		11/29/2022	KMAFFRE	
&EMA=V1FQ1+V1FQ1/26	Cable diagram =V1FQ1+V1FQ1-W23R		11/29/2022	KMAFFRE	
&EMA=V1FQ1+V1FQ1/27	Cable diagram =V1FQ1+V1FQ1-W23T		11/29/2022	KMAFFRE	
&EMA=V1FQ1+V1FQ1/28	Cable diagram =V1FQ1+V1FQ1-W24R		11/29/2022	KMAFFRE	
&EMA=V1FQ1+V1FQ1/29	Cable diagram =V1FQ1+V1FQ1-W24T		11/29/2022	KMAFFRE	
&EMA=V1FQ1+V1FQ1/30	Cable diagram =V1FQ1+V1FQ1-W25R		11/29/2022	KMAFFRE	
&EMA=V1FQ1+V1FQ1/31	Cable diagram =V1FQ1+V1FQ1-W25T		11/29/2022	KMAFFRE	
&EMA=V1FQ1+V1FQ1/32	Cable diagram =V1FQ1+V1FQ1-W26R		11/29/2022	KMAFFRE	
&EMA=V1FQ1+V1FQ1/33	Cable diagram =V1FQ1+V1FQ1-W26T		11/29/2022	KMAFFRE	
&EMA=V1FQ1+V1FQ1/34	Cable diagram =V1FQ1+V1FQ1-W27R		11/29/2022	KMAFFRE	
&EMA=V1FQ1+V1FQ1/35	Cable diagram =V1FQ1+V1FQ1-W27T		11/29/2022	KMAFFRE	
&EMA=V1FQ1+V1FQ1/36	Cable diagram =V1FQ1+V1FQ1-W28R		11/29/2022	KMAFFRE	
&EMA=V1FQ1+V1FQ1/37	Cable diagram =V1FQ1+V1FQ1-W28T		11/29/2022	KMAFFRE	
&EMA=V1FQ1+V1FQ1/38	Cable diagram =V1FQ1+V1FQ1-W29R		11/29/2022	KMAFFRE	

			Date	12/2/2022	Volvo Trucks North America		Valiant TMS	Table of contents : &EMA=V1FQ1+V1FQ1/6 - &EMA=V1FQ1+V1FQ1/38	Drawing name:	=	
			Ed.	MKLEPADLO						+	
			Appr		P6700 Underbody Floor Skin - Cell 2V03				Document type:	Project nr:	Page 29
Modification	Date	Name	Original		Replacement of	Replaced by	Scale 1:1		EAB	22-16151	1721

Table of contents

Column X: An automatically generated page was edited F06_001

Page	Page description	supplementary page field	Date	Edited by	X
&EMA=V1FQ1+V1FQ1/39	Cable diagram =V1FQ1+V1FQ1-W29T		11/29/2022	KMAFFRE	
&EMA=V1FQ1+V1FQ1/40	Cable diagram =V1FQ1+V1FQ1-W30R		11/29/2022	KMAFFRE	
&EMA=V1FQ1+V1FQ1/41	Cable diagram =V1FQ1+V1FQ1-W30T		11/29/2022	KMAFFRE	
&EMA=V1GL12UQ51BG0+V1GL12UQ51/1	Cable diagram =V1GL12UQ51BG0+V1GL12UQ51-W1		9/30/2022	MKLEPADLO	
&EMA=V1GL12UQ51BG0+V1GL12UQ51/2	Cable diagram =V1GL12UQ51BG0+V1GL12UQ51-W1.1		9/30/2022	MKLEPADLO	
&EMA=V1GL12UQ51BG0+V1GL12UQ51/3	Cable diagram =V1GL12UQ51BG0+V1GL12UQ51-W1.2		9/30/2022	MKLEPADLO	
&EMA=V1GL12UQ51BG0+V1GL12UQ51/4	Cable diagram =V1GL12UQ51BG0+V1GL12UQ51-W2		9/30/2022	MKLEPADLO	
&EMA=V1GL12UQ51BG0+V1GL12UQ51/5	Cable diagram =V1GL12UQ51BG0+V1GL12UQ51-W2.1		9/30/2022	MKLEPADLO	
&EMA=V1GL12UQ51BG0+V1GL12UQ51/6	Cable diagram =V1GL12UQ51BG0+V1GL12UQ51-W2.2		9/30/2022	MKLEPADLO	
&EMA=V1GL12UQ51BG0+V1GL12UQ51/7	Cable diagram =V1GL12UQ51BG0+V1GL12UQ51-W3		9/30/2022	MKLEPADLO	
&EMA=V1GL12UQ51BG0+V1GL12UQ51/8	Cable diagram =V1GL12UQ51BG0+V1GL12UQ51-W3.1		9/30/2022	MKLEPADLO	
&EMA=V1GL12UQ51BG0+V1GL12UQ51/9	Cable diagram =V1GL12UQ51BG0+V1GL12UQ51-W3.2		9/30/2022	MKLEPADLO	
&EMA=V1GL12UQ51KF1+V1GL12UQ51/1	Cable diagram =V1GL12UQ51KF1+V1GL12UQ51-KF100.14-P11		9/30/2022	MKLEPADLO	
&EMA=V1GL12UQ51KF1+V1GL12UQ51/2	Cable diagram =V1GL12UQ51KF1+V1GL12UQ51-W1		9/30/2022	MKLEPADLO	
&EMA=V1GL12UQ51UQ1.1+V1GL12UQ51UQ1.1/1	Cable diagram =V1GL12UQ51UQ1.1+V1GL12UQ51UQ1.1-W1		9/30/2022	MKLEPADLO	
&EMA=V1GL12UQ51UQ1.1+V1GL12UQ51UQ1.1/2	Cable diagram =V1GL12UQ51UQ1.1+V1GL12UQ51UQ1.1-W1.1		9/30/2022	MKLEPADLO	
&EMA=V1GL12UQ51UQ1.1+V1GL12UQ51UQ1.1/3	Cable diagram =V1GL12UQ51UQ1.1+V1GL12UQ51UQ1.1-W1.2		9/30/2022	MKLEPADLO	
&EMA=V1GL12UQ51UQ2.1+V1GL12UQ51UQ2.1/1	Cable diagram =V1GL12UQ51UQ2.1+V1GL12UQ51UQ2.1-W1		9/30/2022	MKLEPADLO	
&EMA=V1GL12UQ51UQ2.1+V1GL12UQ51UQ2.1/2	Cable diagram =V1GL12UQ51UQ2.1+V1GL12UQ51UQ2.1-W1.1		9/30/2022	MKLEPADLO	
&EMA=V1GL12UQ51UQ2.1+V1GL12UQ51UQ2.1/3	Cable diagram =V1GL12UQ51UQ2.1+V1GL12UQ51UQ2.1-W1.2		9/30/2022	MKLEPADLO	
&EMA=V1GL12UQ51UQ6.1+V1GL12UQ51UQ6.1/1	Cable diagram =V1GL12UQ51UQ6.1+V1GL12UQ51UQ6.1-W1		9/30/2022	MKLEPADLO	
&EMA=V1GL12UQ51UQ6.1+V1GL12UQ51UQ6.1/2	Cable diagram =V1GL12UQ51UQ6.1+V1GL12UQ51UQ6.1-W1.1		9/30/2022	MKLEPADLO	
&EMA=V1GL12UQ51UQ6.1+V1GL12UQ51UQ6.1/3	Cable diagram =V1GL12UQ51UQ6.1+V1GL12UQ51UQ6.1-W1.2		9/30/2022	MKLEPADLO	
&EMA=V1KF1+V1UC11/1	Cable diagram =V1KF1+V1UC11-KF100.11-P1		9/22/2022	MKLEPADLO	
&EMA=V1KF1+V1UC11/2	Cable diagram =V1KF1+V1UC11-KF100.11-P4		9/22/2022	MKLEPADLO	
&EMA=V1KF1+V1UC11/3	Cable diagram =V1KF1+V1UC11-KF100.11-P5		9/22/2022	MKLEPADLO	
&EMA=V1KF1+V1UC11/4	Cable diagram =V1KF1+V1UC11-KF100.11-P6		9/22/2022	MKLEPADLO	
&EMA=V1KF1+V1UC11/5	Cable diagram =V1KF1+V1UC11-KF100.11-P7		9/22/2022	MKLEPADLO	
&EMA=V1KF1+V1UC11/6	Cable diagram =V1KF1+V1UC11-KF100.11-P8		9/22/2022	MKLEPADLO	
&EMA=V1KF1+V1UC11/7	Cable diagram =V1KF1+V1UC11-KF100.11-P9		9/22/2022	MKLEPADLO	
&EMA=V1KF1+V1UC11/8	Cable diagram =V1KF1+V1UC11-KF100.11-P10		9/22/2022	MKLEPADLO	
&EMA=V1KF1+V1UC11/9	Cable diagram =V1KF1+V1UC11-KF100.11-P11		9/22/2022	MKLEPADLO	
&EMA=V1KF1+V1UC11/10	Cable diagram =V1KF1+V1UC11-KF100.11-P12		9/22/2022	MKLEPADLO	

Table of contents

Column X: An automatically generated page was edited

F06_001

Page	Page description	supplementary page field	Date	Edited by	X
&EMA=V1KF1+V1UC11/11	Cable diagram =V1KF1+V1UC11-KF100.11-P13		9/22/2022	MKLEPADLO	
&EMA=V1KF1+V1UC11/12	Cable diagram =V1KF1+V1UC11-KF100.11-P14		9/22/2022	MKLEPADLO	
&EMA=V1KF1+V1UC11/13	Cable diagram =V1KF1+V1UC11-KF100.11-P15		9/22/2022	MKLEPADLO	
&EMA=V1KF1+V1UC11/14	Cable diagram =V1KF1+V1UC11-KF100.11-P16		9/22/2022	MKLEPADLO	
&EMA=V1KF1+V1UC14/1	Cable diagram =V1KF1+V1UC14-KF100.14-P1		9/22/2022	MKLEPADLO	
&EMA=V1KF1+V1UC14/2	Cable diagram =V1KF1+V1UC14-KF100.14-P4		9/22/2022	MKLEPADLO	
&EMA=V1KF1+V1UC14/3	Cable diagram =V1KF1+V1UC14-KF100.14-P5		9/22/2022	MKLEPADLO	
&EMA=V1KF1+V1UC14/4	Cable diagram =V1KF1+V1UC14-KF100.14-P6		9/22/2022	MKLEPADLO	
&EMA=V1KF1+V1UC14/5	Cable diagram =V1KF1+V1UC14-KF100.14-P7		9/22/2022	MKLEPADLO	
&EMA=V1KF1+V1UC14/6	Cable diagram =V1KF1+V1UC14-KF100.14-P8		9/22/2022	MKLEPADLO	
&EMA=V1KF1+V1UC14/7	Cable diagram =V1KF1+V1UC14-KF100.14-P9		9/22/2022	MKLEPADLO	
&EMA=V1KF1+V1UC14/8	Cable diagram =V1KF1+V1UC14-KF100.14-P10		9/22/2022	MKLEPADLO	
&EMA=V1KF1+V1UC14/9	Cable diagram =V1KF1+V1UC14-KF100.14-P11		9/22/2022	MKLEPADLO	
&EMA=V1KF1+V1UC14/10	Cable diagram =V1KF1+V1UC14-KF100.14-P12		9/22/2022	MKLEPADLO	
&EMA=V1KF1+V1UC14/11	Cable diagram =V1KF1+V1UC14-KF100.14-P13		9/22/2022	MKLEPADLO	
&EMA=V1KF1+V1UC14/12	Cable diagram =V1KF1+V1UC14-KF100.14-P14		9/22/2022	MKLEPADLO	
&EMA=V1KF1+V1UC14/13	Cable diagram =V1KF1+V1UC14-KF100.14-P15		9/22/2022	MKLEPADLO	
&EMA=V1KF1+V1UC14/14	Cable diagram =V1KF1+V1UC14-KF100.14-P16		9/22/2022	MKLEPADLO	
&EMA=V1KF1+V1UC15/1	Cable diagram =V1KF1+V1UC15-KF100.15-P1		9/22/2022	MKLEPADLO	
&EMA=V1KF1+V1UC15/2	Cable diagram =V1KF1+V1UC15-KF100.15-P4		9/22/2022	MKLEPADLO	
&EMA=V1KF1+V1UC15/3	Cable diagram =V1KF1+V1UC15-KF100.15-P5		9/22/2022	MKLEPADLO	
&EMA=V1KF1+V1UC15/4	Cable diagram =V1KF1+V1UC15-KF100.15-P6		9/22/2022	MKLEPADLO	
&EMA=V1KF1+V1UC15/5	Cable diagram =V1KF1+V1UC15-KF100.15-P7		9/22/2022	MKLEPADLO	
&EMA=V1KF1+V1UC15/6	Cable diagram =V1KF1+V1UC15-KF100.15-P8		9/22/2022	MKLEPADLO	
&EMA=V1KF1+V1UC15/7	Cable diagram =V1KF1+V1UC15-KF100.15-P9		9/22/2022	MKLEPADLO	
&EMA=V1KF1+V1UC15/8	Cable diagram =V1KF1+V1UC15-KF100.15-P10		9/22/2022	MKLEPADLO	
&EMA=V1KF1+V1UC15/9	Cable diagram =V1KF1+V1UC15-KF100.15-P11		9/22/2022	MKLEPADLO	
&EMA=V1KF1+V1UC15/10	Cable diagram =V1KF1+V1UC15-KF100.15-P12		9/22/2022	MKLEPADLO	
&EMA=V1KF1+V1UC15/11	Cable diagram =V1KF1+V1UC15-KF100.15-P13		9/22/2022	MKLEPADLO	
&EMA=V1KF1+V1UC15/12	Cable diagram =V1KF1+V1UC15-KF100.15-P14		9/22/2022	MKLEPADLO	
&EMA=V1KF1+V1UC15/13	Cable diagram =V1KF1+V1UC15-KF100.15-P15		9/22/2022	MKLEPADLO	
&EMA=V1KF1+V1UC15/14	Cable diagram =V1KF1+V1UC15-KF100.15-P16		9/22/2022	MKLEPADLO	
&EMA=V1KF1+V1UC33/1	Cable diagram =V1KF1+V1UC33-KF100.14-P13		9/22/2022	MKLEPADLO	

			Date	12/2/2022	Volvo Trucks North America		Valiant TMS	Table of contents : &EMA=V1KF1+V1UC11/11 - &EMA=V1KF1+V1UC33/1	Drawing name:	=	
			Ed.	MKLEPADLO						+	
			Appr		P6700 Underbody Floor Skin - Cell 2V03		Scale 1:1		Document type: EAB	Project nr: 22-16151	Page 31
Modification	Date	Name	Original		Replacement of	Replaced by					1721

Table of contents

Column X: An automatically generated page was edited F06_001

Page	Page description	supplementary page field	Date	Edited by	X
&EMA=V1KF1+V1UC46/1	Cable diagram =V1KF1+V1UC46-KF100.46-P1		9/30/2022	MKLEPADLO	
&EMA=V1KF1+V1UC46/2	Cable diagram =V1KF1+V1UC46-KF100.46-P3		9/30/2022	MKLEPADLO	
&EMA=V1KF1+V1UC46/3	Cable diagram =V1KF1+V1UC46-KF100.46-P4		9/30/2022	MKLEPADLO	
&EMA=V1KF1+V1UC46/4	Cable diagram =V1KF1+V1UC46-KF100.46-P5		9/30/2022	MKLEPADLO	
&EMA=V1KF1+V1UC46/5	Cable diagram =V1KF1+V1UC46-KF100.46-P6		9/30/2022	MKLEPADLO	
&EMA=V1PF1WC3+V1PF1UC01/1	Cable diagram =V1PF1WC3+V1PF1UC01-KF100.14-P15		10/20/2022	KMAFFRE	
&EMA=V1SF0PG3+V1UC51/1	Cable diagram =V1SF0PG3+V1UC51-KF100.11-P14		9/22/2022	MKLEPADLO	
&EMA=V1SF0PG3+V1UC51/2	Cable diagram =V1SF0PG3+V1UC51-W1		9/22/2022	MKLEPADLO	
&EMA=V1SF0PG3+V1UC51/3	Cable diagram =V1SF0PG3+V1UC51-W1.2		11/1/2022	KMAFFRE	
&EMA=V1SF0SF1+V1UC71/1	Cable diagram =V1SF0SF1+V1UC71-W1		10/21/2022	KMAFFRE	
&EMA=V1SF0SF2+V1UC72/1	Cable diagram =V1SF0SF2+V1UC72-W1		9/22/2022	MKLEPADLO	
&EMA=V1SF0SF3+V1UC73/1	Cable diagram =V1SF0SF3+V1UC73-W1		9/22/2022	MKLEPADLO	
&EMA=V1SF0SF4+V1UC74/1	Cable diagram =V1SF0SF4+V1UC74-W1		9/22/2022	MKLEPADLO	
&EMA=V1SF0SF5+V1UC75/1	Cable diagram =V1SF0SF5+V1UC75-W1		9/22/2022	MKLEPADLO	
&EMA=V1SF0SF6+V1UC76/1	Cable diagram =V1SF0SF6+V1UC76-W1		9/22/2022	MKLEPADLO	
&EMA=V1SF0SF7+V1UC77/1	Cable diagram =V1SF0SF7+V1UC77-W1		9/22/2022	MKLEPADLO	
&EMA=V1SF0SF8+V1UC78/1	Cable diagram =V1SF0SF8+V1UC78-W1		9/22/2022	MKLEPADLO	
&EMA=V1SF0SF9+V1UC79/1	Cable diagram =V1SF0SF9+V1UC79-W1		9/22/2022	MKLEPADLO	
&EMA=V1U70U01KF1+V1U70U01/1	Cable diagram =V1U70U01KF1+V1U70U01-W1		9/22/2022	MKLEPADLO	
&EMA=V1U70U01PF0+V1U70U01/1	Cable diagram =V1U70U01PF0+V1U70U01-W1.1		9/22/2022	MKLEPADLO	
&EMA=V1U70U01PF0+V1U70U01/2	Cable diagram =V1U70U01PF0+V1U70U01-W1.2		9/22/2022	MKLEPADLO	
&EMA=V1UN1BG0+V1UN1/1	Cable diagram =V1UN1BG0+V1UN1-W1		9/22/2022	MKLEPADLO	
&EMA=V1UN1BG0+V1UN1/2	Cable diagram =V1UN1BG0+V1UN1-W1.1		9/22/2022	MKLEPADLO	
&EMA=V1UN1BG0+V1UN1/3	Cable diagram =V1UN1BG0+V1UN1-W1.2		9/22/2022	MKLEPADLO	
&EMA=V1UN1BG0+V1UN1/4	Cable diagram =V1UN1BG0+V1UN1-W2		9/22/2022	MKLEPADLO	
&EMA=V1UN1BG0+V1UN1/5	Cable diagram =V1UN1BG0+V1UN1-W2.1		9/22/2022	MKLEPADLO	
&EMA=V1UN1BG0+V1UN1/6	Cable diagram =V1UN1BG0+V1UN1-W2.2		9/22/2022	MKLEPADLO	
&EMA=V1UN1BG0+V1UN1/7	Cable diagram =V1UN1BG0+V1UN1-W3		9/22/2022	MKLEPADLO	
&EMA=V1UN1BG0+V1UN1/8	Cable diagram =V1UN1BG0+V1UN1-W3.1		9/22/2022	MKLEPADLO	
&EMA=V1UN1BG0+V1UN1/9	Cable diagram =V1UN1BG0+V1UN1-W3.2		9/22/2022	MKLEPADLO	
&EMA=V1UN1KF1+V1UN1/1	Cable diagram =V1UN1KF1+V1UN1-W1		9/22/2022	MKLEPADLO	
&EMA=V1UQ51BG0+V1UQ51/1	Cable diagram =V1UQ51BG0+V1UQ51-W1		9/22/2022	MKLEPADLO	
&EMA=V1UQ51BG0+V1UQ51/2	Cable diagram =V1UQ51BG0+V1UQ51-W2		9/22/2022	MKLEPADLO	

Table of contents

Column X: An automatically generated page was edited F06_001

Page	Page description	supplementary page field	Date	Edited by	X
&EMA=V1UQ51BG0+V1UQ51/3	Cable diagram =V1UQ51BG0+V1UQ51-W2.1		9/22/2022	MKLEPADLO	
&EMA=V1UQ51BG0+V1UQ51/4	Cable diagram =V1UQ51BG0+V1UQ51-W2.2		9/22/2022	MKLEPADLO	
&EMA=V1UQ51KF1+V1UQ51/1	Cable diagram =V1UQ51KF1+V1UQ51-W1.1		9/22/2022	MKLEPADLO	
&EMA=V1UQ51KF2+V1UQ51/1	Cable diagram =V1UQ51KF2+V1UQ51-KF1-TP1		9/22/2022	MKLEPADLO	
&EMA=V1UQ51KF2+V1UQ51/2	Cable diagram =V1UQ51KF2+V1UQ51-W1.2		9/22/2022	MKLEPADLO	
&EMA=V1UQ51UQ1.1+V1UQ51UQ1.1/1	Cable diagram =V1UQ51UQ1.1+V1UQ51UQ1.1-W1		9/22/2022	MKLEPADLO	
&EMA=V1UQ51UQ2.1+V1UQ51UQ2.1/1	Cable diagram =V1UQ51UQ2.1+V1UQ51UQ2.1-W1		9/22/2022	MKLEPADLO	
&EMA=V1UQ51UQ3.1+V1UQ51UQ3.1/1	Cable diagram =V1UQ51UQ3.1+V1UQ51UQ3.1-W1		9/22/2022	MKLEPADLO	
&EMA=V1UQ51UQ4.1+V1UQ51UQ4.1/1	Cable diagram =V1UQ51UQ4.1+V1UQ51UQ4.1-W1		9/22/2022	MKLEPADLO	
&EMA=V1UQ51UQ5.1+V1UQ51UQ5.1/1	Cable diagram =V1UQ51UQ5.1+V1UQ51UQ5.1-W1		9/22/2022	MKLEPADLO	
&EMA=V1UQ51UQ6.1+V1UQ51UQ6.1/1	Cable diagram =V1UQ51UQ6.1+V1UQ51UQ6.1-W1		9/22/2022	MKLEPADLO	
&EMA=V1UQ51UQ6.2+V1UQ51UQ6.2/1	Cable diagram =V1UQ51UQ6.2+V1UQ51UQ6.2-W1		9/22/2022	MKLEPADLO	
&EMA=V1UQ51UQ6.3+V1UQ51UQ6.3/1	Cable diagram =V1UQ51UQ6.3+V1UQ51UQ6.3-W1		9/22/2022	MKLEPADLO	
&EMA=V1UQ51UQ6.4+V1UQ51UQ6.4/1	Cable diagram =V1UQ51UQ6.4+V1UQ51UQ6.4-W1		9/22/2022	MKLEPADLO	
&EMA=V1UQ51UQ6.5+V1UQ51UQ6.5/1	Cable diagram =V1UQ51UQ6.5+V1UQ51UQ6.5-W1		9/22/2022	MKLEPADLO	
&EMA=V1UQ51UQ6.6+V1UQ51UQ6.6/1	Cable diagram =V1UQ51UQ6.6+V1UQ51UQ6.6-W1		9/22/2022	MKLEPADLO	
&EMA=V1UQ51UQ7.1+V1UQ51UQ7.1/1	Cable diagram =V1UQ51UQ7.1+V1UQ51UQ7.1-W1		9/22/2022	MKLEPADLO	
&EMA=V1UQ51UQ7.2+V1UQ51UQ7.2/1	Cable diagram =V1UQ51UQ7.2+V1UQ51UQ7.2-W1		9/22/2022	MKLEPADLO	
&EMA=V1UQ51UQ7.3+V1UQ51UQ7.3/1	Cable diagram =V1UQ51UQ7.3+V1UQ51UQ7.3-W1		9/22/2022	MKLEPADLO	
&EMA=V1UQ51UQ8.1+V1UQ51UQ8.1/1	Cable diagram =V1UQ51UQ8.1+V1UQ51UQ8.1-W1		9/22/2022	MKLEPADLO	
&EMA=V1UQ51UQ8.2+V1UQ51UQ8.2/1	Cable diagram =V1UQ51UQ8.2+V1UQ51UQ8.2-W1		9/22/2022	MKLEPADLO	
&EMA=V1UQ51UQ8.3+V1UQ51UQ8.3/1	Cable diagram =V1UQ51UQ8.3+V1UQ51UQ8.3-W1		9/22/2022	MKLEPADLO	
&EMA=V1UQ51UQ8.4+V1UQ51UQ8.4/1	Cable diagram =V1UQ51UQ8.4+V1UQ51UQ8.4-W1		9/22/2022	MKLEPADLO	
&EMA=V1UQ51UQ9.1+V1UQ51UQ9.1/1	Cable diagram =V1UQ51UQ9.1+V1UQ51UQ9.1-W1		9/22/2022	MKLEPADLO	
&EMA=V1UQ51UQ9.2+V1UQ51UQ9.2/1	Cable diagram =V1UQ51UQ9.2+V1UQ51UQ9.2-W1		9/22/2022	MKLEPADLO	
&EMA=V1UQ51UQ10.1+V1UQ51UQ10.1/1	Cable diagram =V1UQ51UQ10.1+V1UQ51UQ10.1-W1		9/22/2022	MKLEPADLO	
&EMA=V1UQ51UQ10.2+V1UQ51UQ10.2/1	Cable diagram =V1UQ51UQ10.2+V1UQ51UQ10.2-W1		9/22/2022	MKLEPADLO	
&EMA=V1UQ51UQ10.3+V1UQ51UQ10.3/1	Cable diagram =V1UQ51UQ10.3+V1UQ51UQ10.3-W1		9/22/2022	MKLEPADLO	
&EMA=V1UQ51UQ11.1+V1UQ51UQ11.1/1	Cable diagram =V1UQ51UQ11.1+V1UQ51UQ11.1-W1		9/22/2022	MKLEPADLO	
&EMA=V1UQ51UQ12.1+V1UQ51UQ12.1/1	Cable diagram =V1UQ51UQ12.1+V1UQ51UQ12.1-W1		9/22/2022	MKLEPADLO	
&EMA=V1UQ51WC4+V1UQ51/1	Cable diagram =V1UQ51WC4+V1UQ51-W1		9/22/2022	MKLEPADLO	
&EMA=V1UQ52BG0+V1UQ52/1	Cable diagram =V1UQ52BG0+V1UQ52-W1		9/22/2022	MKLEPADLO	
&EMA=V1UQ52BG0+V1UQ52/2	Cable diagram =V1UQ52BG0+V1UQ52-W1.1		9/22/2022	MKLEPADLO	

			Date	12/2/2022	Volvo Trucks North America	Valiant TMS	Table of contents : &EMA=V1UQ51BG0+V1UQ51/3 - &EMA=V1UQ52BG0+V1UQ52/2	Drawing name:	=		
			Ed.	MKLEPADLO					+		
			Appr		P6700 Underbody Floor Skin - Cell 2V03			Document type: EAB	Project nr: 22-16151	Page	33
Modification	Date	Name	Original		Replacement of / Replaced by	Scale 1:1					1721

Table of contents

Column X: An automatically generated page was edited

F06_001

Page	Page description	supplementary page field	Date	Edited by	X
&EMA=V1UQ52BG0+V1UQ52/3	Cable diagram =V1UQ52BG0+V1UQ52-W1.2		9/22/2022	MKLEPADLO	
&EMA=V1UQ52KF1+V1UQ52/1	Cable diagram =V1UQ52KF1+V1UQ52-W1		9/22/2022	MKLEPADLO	
&EMA=V1WC1+V1UC11/1	Cable diagram =V1WC1+V1UC11-GND1		9/22/2022	MKLEPADLO	
&EMA=V1WC1+V1UC11/2	Cable diagram =V1WC1+V1UC11-KF100.11-P2		9/22/2022	MKLEPADLO	
&EMA=V1WC3+V1UC14/1	Cable diagram =V1WC3+V1UC14-W1		10/20/2022	KMAFFRE	
&EMA=V1WC3+V1UC15/1	Cable diagram =V1WC3+V1UC15-W1		11/14/2022	KMAFFRE	
&EMA=V1WC4+V1UC32/1	Cable diagram =V1WC4+V1UC32-W1		11/1/2022	KMAFFRE	
&EMA=V1WC4+V1UC33/1	Cable diagram =V1WC4+V1UC33-W1		11/1/2022	KMAFFRE	
&EMA=V1WR1BG0+V1WR1/1	Cable diagram =V1WR1BG0+V1WR1-W1		9/22/2022	MKLEPADLO	
&EMA=V1WR1BG0+V1WR1/2	Cable diagram =V1WR1BG0+V1WR1-W2		9/22/2022	MKLEPADLO	
&EMA=V1WR1BG0+V1WR1/3	Cable diagram =V1WR1BG0+V1WR1-W3		9/22/2022	MKLEPADLO	
&EMA=V1WR1BG0+V1WR1/4	Cable diagram =V1WR1BG0+V1WR1-W4		9/22/2022	MKLEPADLO	
&EMA=V1WR1BG0+V1WR1/5	Cable diagram =V1WR1BG0+V1WR1-W5		9/22/2022	MKLEPADLO	
&EMA=V1WR1KF1+V1WR1/1	Cable diagram =V1WR1KF1+V1WR1-W1		9/22/2022	MKLEPADLO	
&EMA=V1WR1UQ51BG0+V1WR1UQ51/1	Cable diagram =V1WR1UQ51BG0+V1WR1UQ51-W1		10/27/2022	MKLEPADLO	
&EMA=V1WR1UQ51BG0+V1WR1UQ51/2	Cable diagram =V1WR1UQ51BG0+V1WR1UQ51-W1.1		10/27/2022	MKLEPADLO	
&EMA=V1WR1UQ51BG0+V1WR1UQ51/3	Cable diagram =V1WR1UQ51BG0+V1WR1UQ51-W1.2		10/27/2022	MKLEPADLO	
&EMA=V1WR1UQ51BG0+V1WR1UQ51/4	Cable diagram =V1WR1UQ51BG0+V1WR1UQ51-W2		10/27/2022	MKLEPADLO	
&EMA=V1WR1UQ51BG0+V1WR1UQ51/5	Cable diagram =V1WR1UQ51BG0+V1WR1UQ51-W2.1		10/27/2022	MKLEPADLO	
&EMA=V1WR1UQ51BG0+V1WR1UQ51/6	Cable diagram =V1WR1UQ51BG0+V1WR1UQ51-W2.2		10/27/2022	MKLEPADLO	
&EMA=V1WR1UQ51BG0+V1WR1UQ51/7	Cable diagram =V1WR1UQ51BG0+V1WR1UQ51-W3		9/22/2022	MKLEPADLO	
&EMA=V1WR1UQ51BG0+V1WR1UQ51/8	Cable diagram =V1WR1UQ51BG0+V1WR1UQ51-W3.1		10/27/2022	MKLEPADLO	
&EMA=V1WR1UQ51BG0+V1WR1UQ51/9	Cable diagram =V1WR1UQ51BG0+V1WR1UQ51-W3.2		10/27/2022	MKLEPADLO	
&EMA=V1WR1UQ51BG0+V1WR1UQ51/10	Cable diagram =V1WR1UQ51BG0+V1WR1UQ51-W4		9/22/2022	MKLEPADLO	
&EMA=V1WR1UQ51BG0+V1WR1UQ51/11	Cable diagram =V1WR1UQ51BG0+V1WR1UQ51-W4.1		9/22/2022	MKLEPADLO	
&EMA=V1WR1UQ51BG0+V1WR1UQ51/12	Cable diagram =V1WR1UQ51BG0+V1WR1UQ51-W4.2		9/22/2022	MKLEPADLO	
&EMA=V1WR1UQ51BG0+V1WR1UQ51/13	Cable diagram =V1WR1UQ51BG0+V1WR1UQ51-W5		9/22/2022	MKLEPADLO	
&EMA=V1WR1UQ51BG0+V1WR1UQ51/14	Cable diagram =V1WR1UQ51BG0+V1WR1UQ51-W5.1		9/22/2022	MKLEPADLO	
&EMA=V1WR1UQ51BG0+V1WR1UQ51/15	Cable diagram =V1WR1UQ51BG0+V1WR1UQ51-W5.2		9/22/2022	MKLEPADLO	
&EMA=V1WR1UQ51BG0+V1WR1UQ51/16	Cable diagram =V1WR1UQ51BG0+V1WR1UQ51-W6		9/22/2022	MKLEPADLO	
&EMA=V1WR1UQ51BG0+V1WR1UQ51/17	Cable diagram =V1WR1UQ51BG0+V1WR1UQ51-W6.1		9/22/2022	MKLEPADLO	
&EMA=V1WR1UQ51BG0+V1WR1UQ51/18	Cable diagram =V1WR1UQ51BG0+V1WR1UQ51-W6.2		9/22/2022	MKLEPADLO	
&EMA=V1WR1UQ51BG0+V1WR1UQ51/19	Cable diagram =V1WR1UQ51BG0+V1WR1UQ51-W7		10/27/2022	MKLEPADLO	

Table of contents

Column X: An automatically generated page was edited

F06_001

Page	Page description	supplementary page field	Date	Edited by	X
&EMA=V1WR1UQ51BG0+V1WR1UQ51/20	Cable diagram =V1WR1UQ51BG0+V1WR1UQ51-W8		10/27/2022	MKLEPADLO	
&EMA=V1WR1UQ51BG0+V1WR1UQ51/20	Cable diagram =V1WR1UQ51BG0+V1WR1UQ51-W8.1		10/27/2022	MKLEPADLO	
&EMA=V1WR1UQ51BG0+V1WR1UQ51/20	Cable diagram =V1WR1UQ51BG0+V1WR1UQ51-W8.2		10/27/2022	MKLEPADLO	
&EMA=V1WR1UQ51KF1+V1WR1UQ51/1	Cable diagram =V1WR1UQ51KF1+V1WR1UQ51-W1.1		9/22/2022	MKLEPADLO	
&EMA=V1WR1UQ51KF2+V1WR1UQ51/1	Cable diagram =V1WR1UQ51KF2+V1WR1UQ51-KF1-TP1		9/22/2022	MKLEPADLO	
&EMA=V1WR1UQ51KF2+V1WR1UQ51/2	Cable diagram =V1WR1UQ51KF2+V1WR1UQ51-W1.2		9/22/2022	MKLEPADLO	
&EMA=V1WR1UQ51UQ1.1+V1WR1UQ51/1	Cable diagram =V1WR1UQ51UQ1.1+V1WR1UQ51UQ1.1-W1		9/22/2022	MKLEPADLO	
&EMA=V1WR1UQ51UQ1.2+V1WR1UQ51/1	Cable diagram =V1WR1UQ51UQ1.2+V1WR1UQ51UQ1.2-W1		9/22/2022	MKLEPADLO	
&EMA=V1WR1UQ51UQ1.3+V1WR1UQ51/1	Cable diagram =V1WR1UQ51UQ1.3+V1WR1UQ51UQ1.3-W1		9/22/2022	MKLEPADLO	
&EMA=V1WR1UQ51UQ1.4+V1WR1UQ51/1	Cable diagram =V1WR1UQ51UQ1.4+V1WR1UQ51UQ1.4-W1		9/22/2022	MKLEPADLO	
&EMA=V1WR1UQ51UQ2.1+V1WR1UQ51/1	Cable diagram =V1WR1UQ51UQ2.1+V1WR1UQ51UQ2.1-W1		9/22/2022	MKLEPADLO	
&EMA=V1WR1UQ51UQ2.2+V1WR1UQ51/1	Cable diagram =V1WR1UQ51UQ2.2+V1WR1UQ51UQ2.2-W1		9/22/2022	MKLEPADLO	
&EMA=V1WR1UQ51UQ2.3+V1WR1UQ51/1	Cable diagram =V1WR1UQ51UQ2.3+V1WR1UQ51UQ2.3-W1		9/22/2022	MKLEPADLO	
&EMA=V1WR1UQ51UQ2.4+V1WR1UQ51/1	Cable diagram =V1WR1UQ51UQ2.4+V1WR1UQ51UQ2.4-W1		9/22/2022	MKLEPADLO	
&EMA=V1WR1UQ51UQ3.1+V1WR1UQ51/1	Cable diagram =V1WR1UQ51UQ3.1+V1WR1UQ51UQ3.1-W1		9/22/2022	MKLEPADLO	
&EMA=V1WR1UQ51UQ3.2+V1WR1UQ51/1	Cable diagram =V1WR1UQ51UQ3.2+V1WR1UQ51UQ3.2-W1		9/22/2022	MKLEPADLO	
&EMA=V1WR1UQ51UQ4.1+V1WR1UQ51/1	Cable diagram =V1WR1UQ51UQ4.1+V1WR1UQ51UQ4.1-W1		10/20/2022	KMAFFRE	
&EMA=V1WR1UQ51UQ4.2+V1WR1UQ51/1	Cable diagram =V1WR1UQ51UQ4.2+V1WR1UQ51UQ4.2-W1		10/20/2022	KMAFFRE	
&EMA=V1WR1UQ51UQ4.3+V1WR1UQ51/1	Cable diagram =V1WR1UQ51UQ4.3+V1WR1UQ51UQ4.3-W1		10/20/2022	KMAFFRE	
&EMA=V1WR1UQ51UQ6.1+V1WR1UQ51/1	Cable diagram =V1WR1UQ51UQ6.1+V1WR1UQ51UQ6.1-W1		9/22/2022	MKLEPADLO	
&EMA=V1WR1UQ51UQ6.2+V1WR1UQ51/1	Cable diagram =V1WR1UQ51UQ6.2+V1WR1UQ51UQ6.2-W1		9/22/2022	MKLEPADLO	
&EMA=V1WR1UQ51UQ7.1+V1WR1UQ51/1	Cable diagram =V1WR1UQ51UQ7.1+V1WR1UQ51UQ7.1-W1		9/22/2022	MKLEPADLO	
&EMA=V1WR1UQ51UQ7.2+V1WR1UQ51/1	Cable diagram =V1WR1UQ51UQ7.2+V1WR1UQ51UQ7.2-W1		9/22/2022	MKLEPADLO	
&EMA=V1WR1UQ51UQ7.3+V1WR1UQ51/1	Cable diagram =V1WR1UQ51UQ7.3+V1WR1UQ51UQ7.3-W1		9/22/2022	MKLEPADLO	
&EMA=V1WR1UQ51UQ7.4+V1WR1UQ51/1	Cable diagram =V1WR1UQ51UQ7.4+V1WR1UQ51UQ7.4-W1		9/22/2022	MKLEPADLO	
&EMA=V1WR1UQ51UQ7.5+V1WR1UQ51/1	Cable diagram =V1WR1UQ51UQ7.5+V1WR1UQ51UQ7.5-W1		9/22/2022	MKLEPADLO	
&EMA=V1WR1UQ51UQ7.6+V1WR1UQ51/1	Cable diagram =V1WR1UQ51UQ7.6+V1WR1UQ51UQ7.6-W1		9/22/2022	MKLEPADLO	
&EMA=V1WR1UQ51UQ8.1+V1WR1UQ51/1	Cable diagram =V1WR1UQ51UQ8.1+V1WR1UQ51UQ8.1-W1		9/22/2022	MKLEPADLO	
&EMA=V1WR1UQ51UQ8.2+V1WR1UQ51/1	Cable diagram =V1WR1UQ51UQ8.2+V1WR1UQ51UQ8.2-W1		9/22/2022	MKLEPADLO	
&EMA=V1WR1UQ51UQ9.1+V1WR1UQ51/1	Cable diagram =V1WR1UQ51UQ9.1+V1WR1UQ51UQ9.1-W1		10/20/2022	KMAFFRE	
&EMA=V1WR1UQ51UQ9.2+V1WR1UQ51/1	Cable diagram =V1WR1UQ51UQ9.2+V1WR1UQ51UQ9.2-W1		10/20/2022	KMAFFRE	
&EMA=V1WR1UQ51WC4+V1WR1UQ51/1	Cable diagram =V1WR1UQ51WC4+V1WR1UQ51-W1		9/22/2022	MKLEPADLO	
&EMA=V1WR1UQ52BG0+V1WR1UQ52/1	Cable diagram =V1WR1UQ52BG0+V1WR1UQ52-W1		9/22/2022	MKLEPADLO	

			Date	12/2/2022	Volvo Trucks North America	Valiant TMS	Table of contents : &EMA=V1WR1UQ51BG0+V1WR1UQ51/20 - &EMA=V1WR1UQ52BG0+V1WR1UQ51/1	Drawing name:	=	
			Ed.	MKLEPADLO					+	
			Appr		P6700 Underbody Floor Skin - Cell 2V03			Document type: EAB	Project nr: 22-16151	Page 35
Modification	Date	Name	Original		Replacement of / Replaced by	Scale 1:1				1721

Table of contents

Column X: An automatically generated page was edited

F06_001

Page	Page description	supplementary page field	Date	Edited by	X
&EMA=V1WR1UQ52BG0+V1WR1UQ52/2	Cable diagram =V1WR1UQ52BG0+V1WR1UQ52-W1.1		9/22/2022	MKLEPADLO	
&EMA=V1WR1UQ52BG0+V1WR1UQ52/3	Cable diagram =V1WR1UQ52BG0+V1WR1UQ52-W1.2		9/22/2022	MKLEPADLO	
&EMA=V1WR1UQ52BG0+V1WR1UQ52/4	Cable diagram =V1WR1UQ52BG0+V1WR1UQ52-W2		9/22/2022	MKLEPADLO	
&EMA=V1WR1UQ52BG0+V1WR1UQ52/5	Cable diagram =V1WR1UQ52BG0+V1WR1UQ52-W2.1		9/22/2022	MKLEPADLO	
&EMA=V1WR1UQ52BG0+V1WR1UQ52/6	Cable diagram =V1WR1UQ52BG0+V1WR1UQ52-W2.2		9/22/2022	MKLEPADLO	
&EMA=V1WR1UQ52BG0+V1WR1UQ52/7	Cable diagram =V1WR1UQ52BG0+V1WR1UQ52-W3		9/22/2022	MKLEPADLO	
&EMA=V1WR1UQ52BG0+V1WR1UQ52/8	Cable diagram =V1WR1UQ52BG0+V1WR1UQ52-W4		9/22/2022	MKLEPADLO	
&EMA=V1WR1UQ52BG0+V1WR1UQ52/9	Cable diagram =V1WR1UQ52BG0+V1WR1UQ52-W5		9/22/2022	MKLEPADLO	
&EMA=V1WR1UQ52BG0+V1WR1UQ52/10	Cable diagram =V1WR1UQ52BG0+V1WR1UQ52-W5.1		9/22/2022	MKLEPADLO	
&EMA=V1WR1UQ52BG0+V1WR1UQ52/11	Cable diagram =V1WR1UQ52BG0+V1WR1UQ52-W5.2		9/22/2022	MKLEPADLO	
&EMA=V1WR1UQ52BG0+V1WR1UQ52/12	Cable diagram =V1WR1UQ52BG0+V1WR1UQ52-W6		9/22/2022	MKLEPADLO	
&EMA=V1WR1UQ52BG0+V1WR1UQ52/13	Cable diagram =V1WR1UQ52BG0+V1WR1UQ52-W6.1		9/22/2022	MKLEPADLO	
&EMA=V1WR1UQ52BG0+V1WR1UQ52/14	Cable diagram =V1WR1UQ52BG0+V1WR1UQ52-W6.2		9/22/2022	MKLEPADLO	
&EMA=V1WR1UQ52BG0+V1WR1UQ52/15	Cable diagram =V1WR1UQ52BG0+V1WR1UQ52-W7		9/22/2022	MKLEPADLO	
&EMA=V1WR1UQ52BG0+V1WR1UQ52/16	Cable diagram =V1WR1UQ52BG0+V1WR1UQ52-W7.1		9/22/2022	MKLEPADLO	
&EMA=V1WR1UQ52BG0+V1WR1UQ52/17	Cable diagram =V1WR1UQ52BG0+V1WR1UQ52-W7.2		9/22/2022	MKLEPADLO	
&EMA=V1WR1UQ52BG0+V1WR1UQ52/18	Cable diagram =V1WR1UQ52BG0+V1WR1UQ52-W8		9/22/2022	MKLEPADLO	
&EMA=V1WR1UQ52KF1+V1WR1UQ52/1	Cable diagram =V1WR1UQ52KF1+V1WR1UQ52-W1.1		9/22/2022	MKLEPADLO	
&EMA=V1WR1UQ52KF2+V1WR1UQ52/1	Cable diagram =V1WR1UQ52KF2+V1WR1UQ52-KF1-TP1		9/22/2022	MKLEPADLO	
&EMA=V1WR1UQ52KF2+V1WR1UQ52/2	Cable diagram =V1WR1UQ52KF2+V1WR1UQ52-W1.2		9/22/2022	MKLEPADLO	
&EMA=V1WR1UQ52UQ1.1+V1WR1UQ52UQ1.1/1	Cable diagram =V1WR1UQ52UQ1.1+V1WR1UQ52UQ1.1-W1		9/22/2022	MKLEPADLO	
&EMA=V1WR1UQ52UQ1.2+V1WR1UQ52UQ1.2/1	Cable diagram =V1WR1UQ52UQ1.2+V1WR1UQ52UQ1.2-W1		9/22/2022	MKLEPADLO	
&EMA=V1WR1UQ52UQ2.1+V1WR1UQ52UQ2.1/1	Cable diagram =V1WR1UQ52UQ2.1+V1WR1UQ52UQ2.1-W1		9/22/2022	MKLEPADLO	
&EMA=V1WR1UQ52UQ2.2+V1WR1UQ52UQ2.2/1	Cable diagram =V1WR1UQ52UQ2.2+V1WR1UQ52UQ2.2-W1		9/22/2022	MKLEPADLO	
&EMA=V1WR1UQ52UQ2.3+V1WR1UQ52UQ2.3/1	Cable diagram =V1WR1UQ52UQ2.3+V1WR1UQ52UQ2.3-W1		9/22/2022	MKLEPADLO	
&EMA=V1WR1UQ52UQ2.4+V1WR1UQ52UQ2.4/1	Cable diagram =V1WR1UQ52UQ2.4+V1WR1UQ52UQ2.4-W1		9/22/2022	MKLEPADLO	
&EMA=V1WR1UQ52UQ3.1+V1WR1UQ52UQ3.1/1	Cable diagram =V1WR1UQ52UQ3.1+V1WR1UQ52UQ3.1-W1		9/22/2022	MKLEPADLO	
&EMA=V1WR1UQ52UQ3.2+V1WR1UQ52UQ3.2/1	Cable diagram =V1WR1UQ52UQ3.2+V1WR1UQ52UQ3.2-W1		9/22/2022	MKLEPADLO	
&EMA=V1WR1UQ52UQ3.3+V1WR1UQ52UQ3.3/1	Cable diagram =V1WR1UQ52UQ3.3+V1WR1UQ52UQ3.3-W1		9/22/2022	MKLEPADLO	
&EMA=V1WR1UQ52UQ4.1+V1WR1UQ52UQ4.1/1	Cable diagram =V1WR1UQ52UQ4.1+V1WR1UQ52UQ4.1-W1		9/22/2022	MKLEPADLO	
&EMA=V1WR1UQ52UQ4.2+V1WR1UQ52UQ4.2/1	Cable diagram =V1WR1UQ52UQ4.2+V1WR1UQ52UQ4.2-W1		9/22/2022	MKLEPADLO	
&EMA=V1WR1UQ52UQ4.3+V1WR1UQ52UQ4.3/1	Cable diagram =V1WR1UQ52UQ4.3+V1WR1UQ52UQ4.3-W1		9/22/2022	MKLEPADLO	
&EMA=V1WR1UQ52UQ4.4+V1WR1UQ52UQ4.4/1	Cable diagram =V1WR1UQ52UQ4.4+V1WR1UQ52UQ4.4-W1		9/22/2022	MKLEPADLO	

Table of contents

Column X: An automatically generated page was edited

F06_001

Page	Page description	supplementary page field	Date	Edited by	X
&EMA=V1WR1UQ52UQ5.1+V1WR1UQ52UQ5.1/1	Cable diagram =V1WR1UQ52UQ5.1+V1WR1UQ52UQ5.1-W1		9/22/2022	MKLEPADLO	
&EMA=V1WR1UQ52UQ6.1+V1WR1UQ52UQ6.1/1	Cable diagram =V1WR1UQ52UQ6.1+V1WR1UQ52UQ6.1-W1		9/22/2022	MKLEPADLO	
&EMA=V1WR1UQ52UQ6.2+V1WR1UQ52UQ6.2/1	Cable diagram =V1WR1UQ52UQ6.2+V1WR1UQ52UQ6.2-W1		9/22/2022	MKLEPADLO	
&EMA=V1WR1UQ52UQ6.3+V1WR1UQ52UQ6.3/1	Cable diagram =V1WR1UQ52UQ6.3+V1WR1UQ52UQ6.3-W1		9/22/2022	MKLEPADLO	
&EMA=V1WR1UQ52UQ7.1+V1WR1UQ52UQ7.1/1	Cable diagram =V1WR1UQ52UQ7.1+V1WR1UQ52UQ7.1-W1		9/22/2022	MKLEPADLO	
&EMA=V1WR1UQ52UQ7.2+V1WR1UQ52UQ7.2/1	Cable diagram =V1WR1UQ52UQ7.2+V1WR1UQ52UQ7.2-W1		9/22/2022	MKLEPADLO	
&EMA=V1WR1UQ52UQ7.3+V1WR1UQ52UQ7.3/1	Cable diagram =V1WR1UQ52UQ7.3+V1WR1UQ52UQ7.3-W1		9/22/2022	MKLEPADLO	
&EMA=V1WR1UQ52UQ7.4+V1WR1UQ52UQ7.4/1	Cable diagram =V1WR1UQ52UQ7.4+V1WR1UQ52UQ7.4-W1		9/22/2022	MKLEPADLO	
&EMA=V1WR1UQ52UQ8.1+V1WR1UQ52UQ8.1/1	Cable diagram =V1WR1UQ52UQ8.1+V1WR1UQ52UQ8.1-W1		9/22/2022	MKLEPADLO	
&EMA=V1WR1UQ52UQ8.2+V1WR1UQ52UQ8.2/1	Cable diagram =V1WR1UQ52UQ8.2+V1WR1UQ52UQ8.2-W1		9/22/2022	MKLEPADLO	
&EMA=V1WR1UQ52UQ9.1+V1WR1UQ52UQ9.1/1	Cable diagram =V1WR1UQ52UQ9.1+V1WR1UQ52UQ9.1-W1		9/22/2022	MKLEPADLO	
&EMA=V1WR1UQ52UQ9.2+V1WR1UQ52UQ9.2/1	Cable diagram =V1WR1UQ52UQ9.2+V1WR1UQ52UQ9.2-W1		9/22/2022	MKLEPADLO	
&EMA=V1WR1UQ52UQ10.1+V1WR1UQ52UQ10.1/1	Cable diagram =V1WR1UQ52UQ10.1+V1WR1UQ52UQ10.1-W1		9/22/2022	MKLEPADLO	
&EMA=V1WR1UQ52UQ10.2+V1WR1UQ52UQ10.2/1	Cable diagram =V1WR1UQ52UQ10.2+V1WR1UQ52UQ10.2-W1		9/22/2022	MKLEPADLO	
&EMA=V1WR1UQ52UQ11.1+V1WR1UQ52UQ11.1/1	Cable diagram =V1WR1UQ52UQ11.1+V1WR1UQ52UQ11.1-W1		9/22/2022	MKLEPADLO	
&EMA=V1WR1UQ52UQ11.2+V1WR1UQ52UQ11.2/1	Cable diagram =V1WR1UQ52UQ11.2+V1WR1UQ52UQ11.2-W1		9/22/2022	MKLEPADLO	
&EMA=V1WR1UQ52UQ11.3+V1WR1UQ52UQ11.3/1	Cable diagram =V1WR1UQ52UQ11.3+V1WR1UQ52UQ11.3-W1		9/22/2022	MKLEPADLO	
&EMA=V1WR1UQ52UQ12.1+V1WR1UQ52UQ12.1/1	Cable diagram =V1WR1UQ52UQ12.1+V1WR1UQ52UQ12.1-W1		9/22/2022	MKLEPADLO	
&EMA=V1WR1UQ52UQ13.1+V1WR1UQ52UQ13.1/1	Cable diagram =V1WR1UQ52UQ13.1+V1WR1UQ52UQ13.1-W1		9/22/2022	MKLEPADLO	
&EMA=V1WR1UQ52UQ13.2+V1WR1UQ52UQ13.2/1	Cable diagram =V1WR1UQ52UQ13.2+V1WR1UQ52UQ13.2-W1		9/22/2022	MKLEPADLO	
&EMA=V1WR1UQ52UQ14.1+V1WR1UQ52UQ14.1/1	Cable diagram =V1WR1UQ52UQ14.1+V1WR1UQ52UQ14.1-W1		9/22/2022	MKLEPADLO	
&EMA=V1WR1UQ52UQ14.2+V1WR1UQ52UQ14.2/1	Cable diagram =V1WR1UQ52UQ14.2+V1WR1UQ52UQ14.2-W1		9/22/2022	MKLEPADLO	
&EMA=V1WR1UQ52UQ15.1+V1WR1UQ52UQ15.1/1	Cable diagram =V1WR1UQ52UQ15.1+V1WR1UQ52UQ15.1-W1		9/22/2022	MKLEPADLO	
&EMA=V1WR1UQ52UQ16.1+V1WR1UQ52UQ16.1/1	Cable diagram =V1WR1UQ52UQ16.1+V1WR1UQ52UQ16.1-W1		9/22/2022	MKLEPADLO	
&EMA=V1WR1UQ52UQ16.1+V1WR1UQ52UQ16.1/2	Cable diagram =V1WR1UQ52UQ16.1+V1WR1UQ52UQ16.1-W1.1		9/22/2022	MKLEPADLO	
&EMA=V1WR1UQ52UQ16.1+V1WR1UQ52UQ16.1/3	Cable diagram =V1WR1UQ52UQ16.1+V1WR1UQ52UQ16.1-W1.2		9/22/2022	MKLEPADLO	
&EMA=V1WR1UQ52UQ17.1+V1WR1UQ52UQ17.1/1	Cable diagram =V1WR1UQ52UQ17.1+V1WR1UQ52UQ17.1-W1		9/22/2022	MKLEPADLO	
&EMA=V1WR1UQ52UQ17.2+V1WR1UQ52UQ17.2/1	Cable diagram =V1WR1UQ52UQ17.2+V1WR1UQ52UQ17.2-W1		9/22/2022	MKLEPADLO	
&EMA=V1WR1UQ52UQ18.1+V1WR1UQ52UQ18.1/1	Cable diagram =V1WR1UQ52UQ18.1+V1WR1UQ52UQ18.1-W1		9/22/2022	MKLEPADLO	
&EMA=V1WR1UQ52UQ18.2+V1WR1UQ52UQ18.2/1	Cable diagram =V1WR1UQ52UQ18.2+V1WR1UQ52UQ18.2-W1		9/22/2022	MKLEPADLO	
&EMA=V1WR1UQ52UQ19.1+V1WR1UQ52UQ19.1/1	Cable diagram =V1WR1UQ52UQ19.1+V1WR1UQ52UQ19.1-W1		9/22/2022	MKLEPADLO	
&EMA=V1WR1UQ52UQ19.2+V1WR1UQ52UQ19.2/1	Cable diagram =V1WR1UQ52UQ19.2+V1WR1UQ52UQ19.2-W1		9/22/2022	MKLEPADLO	
&EMA=V1WR1UQ52UQ19.3+V1WR1UQ52UQ19.3/1	Cable diagram =V1WR1UQ52UQ19.3+V1WR1UQ52UQ19.3-W1		9/22/2022	MKLEPADLO	

			Date	12/2/2022	Volvo Trucks North America	Valiant TMS	Table of contents : &EMA=V1WR1UQ52UQ5.1+V1WR1UQ52UQ5.1/1 - &EMA=V1WR1UQ52UQ19.3+V1WR1UQ52UQ19.3/1	Drawing name:	=		
			Ed.	MKLEPADLO					+		
			Appr		P6700 Underbody Floor Skin - Cell 2V03	Scale 1:1		Document type: EAB	Project nr: 22-16151	Page	37
Modification	Date	Name	Original		Replacement of / Replaced by						1721

Table of contents

Column X: An automatically generated page was edited

F06_001

Page	Page description	supplementary page field	Date	Edited by	X
&EMA=V1WR1UQ52UQ20.1+V1WR1UQ52UQ20.1/1	Cable diagram =V1WR1UQ52UQ20.1+V1WR1UQ52UQ20.1-W1		11/16/2022	KMAFFRE	
&EMA=V1WR1UQ52WC4+V1WR1UQ52/1	Cable diagram =V1WR1UQ52WC4+V1WR1UQ52-W1		9/22/2022	MKLEPADLO	
&EMA=V1WR1WC1+V1WR1UC01/1	Cable diagram =V1WR1WC1+V1WR1UC01-KF100.11-P11		9/22/2022	MKLEPADLO	
&EMA=V1WR1WC1+V1WR1UC01/2	Cable diagram =V1WR1WC1+V1WR1UC01-W1		9/22/2022	MKLEPADLO	
&EMA=V2AR181KF1+V2AR181UC01/1	Cable diagram =V2AR181KF1+V2AR181UC01-KF100.14-P6		9/22/2022	MKLEPADLO	
&EMA=V2AR181WC1+V2AR181UC01/1	Cable diagram =V2AR181WC1+V2AR181UC01-W1		9/22/2022	MKLEPADLO	
&EMA=V2AR181XQ91WC1+V2AR181XQ91UC01/1	Cable diagram =V2AR181XQ91WC1+V2AR181XQ91UC01-W1		9/22/2022	MKLEPADLO	
&EMA=V2AR181XQ92WC1+V2AR181XQ92UC01/1	Cable diagram =V2AR181XQ92WC1+V2AR181XQ92UC01-W1		9/22/2022	MKLEPADLO	
&EMA=V2AR181XQ93WC1+V2AR181XQ93UC01/1	Cable diagram =V2AR181XQ93WC1+V2AR181XQ93UC01-W1		9/22/2022	MKLEPADLO	
&EMA=V2GL11WC1+V2GL11UC01/1	Cable diagram =V2GL11WC1+V2GL11UC01-W1		9/22/2022	MKLEPADLO	
&EMA=V2KF1+V2UC14/1	Cable diagram =V2KF1+V2UC14-KF100.14-P1		9/22/2022	MKLEPADLO	
&EMA=V2KF1+V2UC14/2	Cable diagram =V2KF1+V2UC14-KF100.14-P4		9/22/2022	MKLEPADLO	
&EMA=V2KF1+V2UC14/3	Cable diagram =V2KF1+V2UC14-KF100.14-P5		9/22/2022	MKLEPADLO	
&EMA=V2KF1+V2UC14/4	Cable diagram =V2KF1+V2UC14-KF100.14-P6		9/22/2022	MKLEPADLO	
&EMA=V2KF1+V2UC14/5	Cable diagram =V2KF1+V2UC14-KF100.14-P7		9/22/2022	MKLEPADLO	
&EMA=V2KF1+V2UC14/6	Cable diagram =V2KF1+V2UC14-KF100.14-P8		9/22/2022	MKLEPADLO	
&EMA=V2KF1+V2UC14/7	Cable diagram =V2KF1+V2UC14-KF100.14-P9		9/22/2022	MKLEPADLO	
&EMA=V2KF1+V2UC14/8	Cable diagram =V2KF1+V2UC14-KF100.14-P10		9/22/2022	MKLEPADLO	
&EMA=V2KF1+V2UC14/9	Cable diagram =V2KF1+V2UC14-KF100.14-P11		9/22/2022	MKLEPADLO	
&EMA=V2KF1+V2UC14/10	Cable diagram =V2KF1+V2UC14-KF100.14-P12		9/22/2022	MKLEPADLO	
&EMA=V2KF1+V2UC14/11	Cable diagram =V2KF1+V2UC14-KF100.14-P13		9/22/2022	MKLEPADLO	
&EMA=V2KF1+V2UC14/12	Cable diagram =V2KF1+V2UC14-KF100.14-P14		9/22/2022	MKLEPADLO	
&EMA=V2KF1+V2UC14/13	Cable diagram =V2KF1+V2UC14-KF100.14-P15		9/22/2022	MKLEPADLO	
&EMA=V2KF1+V2UC14/14	Cable diagram =V2KF1+V2UC14-KF100.14-P16		9/22/2022	MKLEPADLO	
&EMA=V2KF1+V2UC46/1	Cable diagram =V2KF1+V2UC46-KF100.46-P1		9/30/2022	MKLEPADLO	
&EMA=V2KF1+V2UC46/2	Cable diagram =V2KF1+V2UC46-KF100.46-P3		9/30/2022	MKLEPADLO	
&EMA=V2KF1+V2UC46/3	Cable diagram =V2KF1+V2UC46-KF100.46-P4		9/30/2022	MKLEPADLO	
&EMA=V2KF1+V2UC46/4	Cable diagram =V2KF1+V2UC46-KF100.46-P5		9/30/2022	MKLEPADLO	
&EMA=V2KF1+V2UC46/5	Cable diagram =V2KF1+V2UC46-KF100.46-P6		9/30/2022	MKLEPADLO	
&EMA=V2U90U01KF1+V2U90U01/1	Cable diagram =V2U90U01KF1+V2U90U01-W1		9/22/2022	MKLEPADLO	
&EMA=V2WC3+V2UC14/1	Cable diagram =V2WC3+V2UC14-W1		10/20/2022	KMAFFRE	
&EMA=V2WR1BG0+V2WR1/1	Cable diagram =V2WR1BG0+V2WR1-W1		9/22/2022	MKLEPADLO	
&EMA=V2WR1BG0+V2WR1/2	Cable diagram =V2WR1BG0+V2WR1-W2		9/22/2022	MKLEPADLO	

			Date	12/2/2022	Volvo Trucks North America		Valiant TMS	Table of contents : &EMA=V1WR1UQ52UQ20.1+V1WR1UQ52UQ20.1/1 - &EMA=V2WR1BG0+V2WR1/2	Drawing name:	=	
			Ed.	MKLEPADLO						+	
			Appr		P6700 Underbody Floor Skin - Cell 2V03				Document type: EAB	Project nr: 22-16151	Page 38
Modification	Date	Name	Original		Replacement of	Replaced by	Scale 1:1				1721

Table of contents

Column X: An automatically generated page was edited

F06_001

Page	Page description	supplementary page field	Date	Edited by	X
&EMA=V2WR1BG0+V2WR1/3	Cable diagram =V2WR1BG0+V2WR1-W3		9/22/2022	MKLEPADLO	
&EMA=V2WR1BG0+V2WR1/4	Cable diagram =V2WR1BG0+V2WR1-W4		9/22/2022	MKLEPADLO	
&EMA=V2WR1BG0+V2WR1/5	Cable diagram =V2WR1BG0+V2WR1-W5		9/22/2022	MKLEPADLO	
&EMA=V2WR1KF1+V2WR1/1	Cable diagram =V2WR1KF1+V2WR1-W1		9/22/2022	MKLEPADLO	
&EMA=V2WR1UQ51BG0+V2WR1UQ51/1	Cable diagram =V2WR1UQ51BG0+V2WR1UQ51-W1		9/22/2022	MKLEPADLO	
&EMA=V2WR1UQ51BG0+V2WR1UQ51/2	Cable diagram =V2WR1UQ51BG0+V2WR1UQ51-W1.1		9/22/2022	MKLEPADLO	
&EMA=V2WR1UQ51BG0+V2WR1UQ51/3	Cable diagram =V2WR1UQ51BG0+V2WR1UQ51-W1.2		9/22/2022	MKLEPADLO	
&EMA=V2WR1UQ51BG0+V2WR1UQ51/4	Cable diagram =V2WR1UQ51BG0+V2WR1UQ51-W2		9/22/2022	MKLEPADLO	
&EMA=V2WR1UQ51BG0+V2WR1UQ51/5	Cable diagram =V2WR1UQ51BG0+V2WR1UQ51-W2.1		9/22/2022	MKLEPADLO	
&EMA=V2WR1UQ51BG0+V2WR1UQ51/6	Cable diagram =V2WR1UQ51BG0+V2WR1UQ51-W2.2		9/22/2022	MKLEPADLO	
&EMA=V2WR1UQ51BG0+V2WR1UQ51/7	Cable diagram =V2WR1UQ51BG0+V2WR1UQ51-W3		9/22/2022	MKLEPADLO	
&EMA=V2WR1UQ51KF1+V2WR1UQ51/1	Cable diagram =V2WR1UQ51KF1+V2WR1UQ51-W1.1		9/22/2022	MKLEPADLO	
&EMA=V2WR1UQ51KF2+V2WR1UQ51/1	Cable diagram =V2WR1UQ51KF2+V2WR1UQ51-W1.2		9/22/2022	MKLEPADLO	
&EMA=V2WR1UQ51KF2+V2WR1UQ51/2	Cable diagram =V2WR1UQ51KF2+V2WR1UQ51-WF2		9/22/2022	MKLEPADLO	
&EMA=V2WR1UQ51UQ1.1+V2WR1UQ51UQ1.1/1	Cable diagram =V2WR1UQ51UQ1.1+V2WR1UQ51UQ1.1-W1		9/22/2022	MKLEPADLO	
&EMA=V2WR1UQ51UQ1.2+V2WR1UQ51UQ1.2/1	Cable diagram =V2WR1UQ51UQ1.2+V2WR1UQ51UQ1.2-W1		9/22/2022	MKLEPADLO	
&EMA=V2WR1UQ51UQ1.3+V2WR1UQ51UQ1.3/1	Cable diagram =V2WR1UQ51UQ1.3+V2WR1UQ51UQ1.3-W1		9/22/2022	MKLEPADLO	
&EMA=V2WR1UQ51UQ1.4+V2WR1UQ51UQ1.4/1	Cable diagram =V2WR1UQ51UQ1.4+V2WR1UQ51UQ1.4-W1		9/22/2022	MKLEPADLO	
&EMA=V2WR1UQ51UQ2.1+V2WR1UQ51UQ2.1/1	Cable diagram =V2WR1UQ51UQ2.1+V2WR1UQ51UQ2.1-W1		9/22/2022	MKLEPADLO	
&EMA=V2WR1UQ51UQ2.2+V2WR1UQ51UQ2.2/1	Cable diagram =V2WR1UQ51UQ2.2+V2WR1UQ51UQ2.2-W1		9/22/2022	MKLEPADLO	
&EMA=V2WR1UQ51UQ2.3+V2WR1UQ51UQ2.3/1	Cable diagram =V2WR1UQ51UQ2.3+V2WR1UQ51UQ2.3-W1		9/22/2022	MKLEPADLO	
&EMA=V2WR1UQ51UQ3.1+V2WR1UQ51UQ3.1/1	Cable diagram =V2WR1UQ51UQ3.1+V2WR1UQ51UQ3.1-W1		9/22/2022	MKLEPADLO	
&EMA=V2WR1UQ51UQ3.2+V2WR1UQ51UQ3.2/1	Cable diagram =V2WR1UQ51UQ3.2+V2WR1UQ51UQ3.2-W1		9/22/2022	MKLEPADLO	
&EMA=V2WR1UQ51UQ3.3+V2WR1UQ51UQ3.3/1	Cable diagram =V2WR1UQ51UQ3.3+V2WR1UQ51UQ3.3-W1		9/22/2022	MKLEPADLO	
&EMA=V2WR1UQ51UQ4.1+V2WR1UQ51UQ4.1/1	Cable diagram =V2WR1UQ51UQ4.1+V2WR1UQ51UQ4.1-W1		9/22/2022	MKLEPADLO	
&EMA=V2WR1UQ51UQ5.1+V2WR1UQ51UQ5.1/1	Cable diagram =V2WR1UQ51UQ5.1+V2WR1UQ51UQ5.1-W1		9/22/2022	MKLEPADLO	
&EMA=V2WR1UQ51UQ6.1+V2WR1UQ51UQ6.1/1	Cable diagram =V2WR1UQ51UQ6.1+V2WR1UQ51UQ6.1-W1		9/22/2022	MKLEPADLO	
&EMA=V2WR1UQ51UQ6.2+V2WR1UQ51UQ6.2/1	Cable diagram =V2WR1UQ51UQ6.2+V2WR1UQ51UQ6.2-W1		9/22/2022	MKLEPADLO	
&EMA=V2WR1UQ51UQ7.1+V2WR1UQ51UQ7.1/1	Cable diagram =V2WR1UQ51UQ7.1+V2WR1UQ51UQ7.1-W1		9/22/2022	MKLEPADLO	
&EMA=V2WR1UQ51UQ7.2+V2WR1UQ51UQ7.2/1	Cable diagram =V2WR1UQ51UQ7.2+V2WR1UQ51UQ7.2-W1		9/22/2022	MKLEPADLO	
&EMA=V2WR1UQ51UQ8.1+V2WR1UQ51UQ8.1/1	Cable diagram =V2WR1UQ51UQ8.1+V2WR1UQ51UQ8.1-W1		9/22/2022	MKLEPADLO	
&EMA=V2WR1UQ51UQ9.1+V2WR1UQ51UQ9.1/1	Cable diagram =V2WR1UQ51UQ9.1+V2WR1UQ51UQ9.1-W1		9/22/2022	MKLEPADLO	
&EMA=V2WR1UQ51UQ10.1+V2WR1UQ51UQ10.1/1	Cable diagram =V2WR1UQ51UQ10.1+V2WR1UQ51UQ10.1-W1		9/22/2022	MKLEPADLO	

			Date	12/2/2022	Volvo Trucks North America	Valiant TMS	Table of contents : &EMA=V2WR1BG0+V2WR1/3 - &EMA=V2WR1UQ51UQ10.1+V2WR1UQ51UQ10.1/1	Drawing name:	=		
			Ed.	MKLEPADLO					+		
			Appr		P6700 Underbody Floor Skin - Cell 2V03			Document type: EAB	Project nr: 22-16151	Page	39
Modification	Date	Name	Original		Replacement of / Replaced by	Scale 1:1					1721

Table of contents

Column X: An automatically generated page was edited

F06_001

Page	Page description	supplementary page field	Date	Edited by	X
&EMA=V2WR1UQ51UQ10.2+V2WR1UQ51UQ10.2/1	Cable diagram =V2WR1UQ51UQ10.2+V2WR1UQ51UQ10.2-W1		9/22/2022	MKLEPADLO	
&EMA=V2WR1UQ51UQ11.1+V2WR1UQ51UQ11.1/1	Cable diagram =V2WR1UQ51UQ11.1+V2WR1UQ51UQ11.1-W1		9/22/2022	MKLEPADLO	
&EMA=V2WR1UQ51UQ12.1+V2WR1UQ51UQ12.1/1	Cable diagram =V2WR1UQ51UQ12.1+V2WR1UQ51UQ12.1-W1		9/22/2022	MKLEPADLO	
&EMA=V2WR1UQ51UQ13.1+V2WR1UQ51UQ13.1/1	Cable diagram =V2WR1UQ51UQ13.1+V2WR1UQ51UQ13.1-W1		9/22/2022	MKLEPADLO	
&EMA=V2WR1UQ51UQ13.2+V2WR1UQ51UQ13.2/1	Cable diagram =V2WR1UQ51UQ13.2+V2WR1UQ51UQ13.2-W1		9/22/2022	MKLEPADLO	
&EMA=V2WR1UQ51UQ13.3+V2WR1UQ51UQ13.3/1	Cable diagram =V2WR1UQ51UQ13.3+V2WR1UQ51UQ13.3-W1		9/22/2022	MKLEPADLO	
&EMA=V2WR1UQ51UQ14.1+V2WR1UQ51UQ14.1/1	Cable diagram =V2WR1UQ51UQ14.1+V2WR1UQ51UQ14.1-W1		9/22/2022	MKLEPADLO	
&EMA=V2WR1UQ51WC4+V2WR1UQ51/1	Cable diagram =V2WR1UQ51WC4+V2WR1UQ51-W1		9/22/2022	MKLEPADLO	
&EMA=V2WR1WC1+V2WR1UC01/1	Cable diagram =V2WR1WC1+V2WR1UC01-KF100.14-P11		9/22/2022	MKLEPADLO	
&EMA=V2WR1WC1+V2WR1UC01/2	Cable diagram =V2WR1WC1+V2WR1UC01-W1		9/22/2022	MKLEPADLO	
&EMA=V2LB1NB1BG0+V2LB1NB1/1	Cable diagram =V2LB1NB1BG0+V2LB1NB1-W1		10/27/2022	MKLEPADLO	
&EMA=V2LB1NB1BG0+V2LB1NB1/2	Cable diagram =V2LB1NB1BG0+V2LB1NB1-W2		10/27/2022	MKLEPADLO	
&EMA=V2LB1NB1BG0+V2LB1NB1/3	Cable diagram =V2LB1NB1BG0+V2LB1NB1-W3		10/27/2022	MKLEPADLO	
&EMA=V2LB1NB1BG0+V2LB1NB1/4	Cable diagram =V2LB1NB1BG0+V2LB1NB1-W4		10/27/2022	MKLEPADLO	
&EMA=V2LB1NB1BG0+V2LB1NB1/5	Cable diagram =V2LB1NB1BG0+V2LB1NB1-W5		10/27/2022	MKLEPADLO	
&EMA=V2LB1NB1BG0+V2LB1NB1/6	Cable diagram =V2LB1NB1BG0+V2LB1NB1-W6		10/27/2022	MKLEPADLO	
&EMA=V2LB1NB1BG0+V2LB1NB1/7	Cable diagram =V2LB1NB1BG0+V2LB1NB1-W7		10/27/2022	MKLEPADLO	
&EMA=V2LB1NB1BG0+V2LB1NB1/8	Cable diagram =V2LB1NB1BG0+V2LB1NB1-W8		10/27/2022	MKLEPADLO	
&EMA=V2LB1NB1KF1+V2LB1NB1/1	Cable diagram =V2LB1NB1KF1+V2LB1NB1-W2		10/27/2022	MKLEPADLO	
&EMA=V2LB1NB1WC1+V2LB1NB1UC01/1	Cable diagram =V2LB1NB1WC1+V2LB1NB1UC01-W1		10/27/2022	MKLEPADLO	
&EMA=V2LB1NB1WC1+V2LB1NB1UC01/2	Cable diagram =V2LB1NB1WC1+V2LB1NB1UC01-W2		10/27/2022	MKLEPADLO	
&EMA=V2LB1NB1WC1+V2LB1NB1UC01/3	Cable diagram =V2LB1NB1WC1+V2LB1NB1UC01-W3		10/27/2022	MKLEPADLO	
&EMA=V1UN1PF1+V1UN1/1	Cable diagram =V1UN1PF1+V1UN1-W1.1		11/1/2022	KMAFFRE	
&EMA=V1UN1PF1+V1UN1/2	Cable diagram =V1UN1PF1+V1UN1-W1.2		11/1/2022	KMAFFRE	
&EMA=V2U90U01PF1+V2U90U01/1	Cable diagram =V2U90U01PF1+V2U90U01-W1.1		11/1/2022	KMAFFRE	
&EMA=V2U90U01PF1+V2U90U01/2	Cable diagram =V2U90U01PF1+V2U90U01-W1.2		11/1/2022	KMAFFRE	
&EMA=V1WR1UQ52UQ5.2+V1WR1UQ52UQ5.2/1	Cable diagram =V1WR1UQ52UQ5.2+V1WR1UQ52UQ5.2-W1		11/14/2022	KMAFFRE	
&EMA=V1U70FQ1+V1U70/1	Cable diagram =V1U70FQ1+V1U70-W1		11/29/2022	KMAFFRE	
&EMA=V1UN1FQ1+V1UN1/1	Cable diagram =V1UN1FQ1+V1UN1-W1		11/29/2022	KMAFFRE	
&EMC/1	Cable overview		12/2/2022	MKLEPADLO	
&EMC/2	Cable overview		12/2/2022	MKLEPADLO	
&EMC/3	Cable overview		12/2/2022	MKLEPADLO	
&EMC/4	Cable overview		12/2/2022	MKLEPADLO	

			Date	12/2/2022	Volvo Trucks North America	Valiant TMS	Table of contents : &EMA=V2WR1UQ51UQ10.2+V2WR1UQ51UQ10.2/1 - &EMC/4	Drawing name:	=	
			Ed.	MKLEPADLO					+	
			Appr		P6700 Underbody Floor Skin - Cell 2V03			Document type: EAB	Project nr: 22-16151	Page 40
Modification	Date	Name	Original		Replacement of / Replaced by	Scale 1:1				1721

Table of contents

Column X: An automatically generated page was edited

F06_001

Page	Page description	supplementary page field	Date	Edited by	X
&EMC/5	Cable overview		12/2/2022	MKLEPADLO	
&EMC/6	Cable overview		12/1/2022	KMAFFRE	
&EMC/7	Cable overview		12/1/2022	KMAFFRE	
&EMC/8	Cable overview		12/2/2022	MKLEPADLO	
&EMC/9	Cable overview		12/2/2022	MKLEPADLO	
&EMC/10	Cable overview		12/2/2022	MKLEPADLO	
&EMC/11	Cable overview		12/2/2022	MKLEPADLO	
&EMC/12	Cable overview		12/2/2022	MKLEPADLO	
&EMC/13	Cable overview		12/2/2022	MKLEPADLO	
&EMC/14	Cable overview		12/2/2022	MKLEPADLO	
&EMC/15	Cable overview		12/2/2022	MKLEPADLO	
&EMC/16	Cable overview		12/2/2022	MKLEPADLO	
&EMC/17	Cable overview		12/2/2022	MKLEPADLO	
&EMC/18	Cable overview		12/2/2022	MKLEPADLO	
&EMC/19	Cable overview		12/2/2022	MKLEPADLO	
&EPB/1	Parts list : TS 35_7,5 - TS 35_7,5		12/1/2022	KMAFFRE	
&EPB+KH0/1	Parts list : TUR.BS 8251-0/PG9 - TUR.BS 8251-0/PG9		11/1/2022	KMAFFRE	
&EPB+UC31/1	Parts list : US2.ECGB5 - SIE.6EP3336-7SB00-3AX0		9/21/2022	MKLEPADLO	
&EPB+UC31UC91/1	Parts list : ABB.1SFA619550R1051 - ABB.1SFA619100R1023		9/21/2022	MKLEPADLO	
&EPB+UC31UC92/1	Parts list : ABB.1SFA619100R1111 - ABB.1SFA619200R1016		9/21/2022	MKLEPADLO	
&EPB+UC32/1	Parts list : ABB.1SFA619550R1051 - ABB.1SFA616915R1005		9/21/2022	MKLEPADLO	
&EPB+UC33/1	Parts list : ABB.1SFA619550R1051 - ABB.1SFA616915R1005		9/21/2022	MKLEPADLO	
&EPB+V1AR11UQ41/1	Parts list : TUR.NI50U-CK40-AP6X2-H1141/S1590 W/BS4 - FES.549335		9/21/2022	MKLEPADLO	
&EPB+V1AR11UQ41UQ1.1/1	Parts list : WELKER.WWS001A - WELKER.WWS001A		9/21/2022	MKLEPADLO	
&EPB+V1AR11UQ41UQ1.2/1	Parts list : WELKER.WWS001A - WELKER.WWS001A		9/21/2022	MKLEPADLO	
&EPB+V1AR11UQ41UQ2.1/1	Parts list : WELKER.WWS001A - WELKER.WWS001A		9/21/2022	MKLEPADLO	
&EPB+V1AR11UQ41UQ2.2/1	Parts list : WELKER.WWS001A - WELKER.WWS001A		9/21/2022	MKLEPADLO	
&EPB+V1AR11UQ41UQ3.1/1	Parts list : IFM.PN7094 - IFM.PN7094		9/21/2022	MKLEPADLO	
&EPB+V1AR11UQ41UQ4.1/1	Parts list : IFM.PN7094 - IFM.PN7094		9/21/2022	MKLEPADLO	
&EPB+V1AR11UQ41UQ5.1/1	Parts list : TUN.1324638 - TUN.1324638		9/21/2022	MKLEPADLO	
&EPB+V1AR11UQ41UQ5.2/1	Parts list : TUN.1324638 - TUN.1324638		9/21/2022	MKLEPADLO	
&EPB+V1AR11UQ41UQ6.1/1	Parts list : IFM.PN7094 - IFM.PN7094		9/21/2022	MKLEPADLO	
&EPB+V1AR11UQ41UQ7.1/1	Parts list : TUN.1324638 - TUN.1324638		9/21/2022	MKLEPADLO	

			Date	12/2/2022	Volvo Trucks North America		Valiant TMS	Table of contents : &EMC/5 - &EPB+V1AR11UQ41UQ7.1/1	Drawing name:	=	
			Ed.	MKLEPADLO						+	
			Appr		P6700 Underbody Floor Skin - Cell 2V03				Document type:	Project nr:	Page 41
Modification	Date	Name	Original		Replacement of	Replaced by	Scale 1:1		EAB	22-16151	1721

Table of contents

Column X: An automatically generated page was edited F06_001

Page	Page description	supplementary page field	Date	Edited by	X
&EPB+V1AR11UQ41UQ7.2/1	Parts list : TUN.1324638 - TUN.1324638		9/21/2022	MKLEPADLO	
&EPB+V1AR11UQ41UQ8.1/1	Parts list : WELKER.WWS001A - WELKER.WWS001A		9/21/2022	MKLEPADLO	
&EPB+V1AR11UQ41UQ8.2/1	Parts list : WELKER.WWS001A - WELKER.WWS001A		9/21/2022	MKLEPADLO	
&EPB+V1AR12UQ41/1	Parts list : TUR.NI50U-CK40-AP6X2-H1141/S1590 W/BS4 - FES.549335		9/21/2022	MKLEPADLO	
&EPB+V1AR12UQ41UQ1.1/1	Parts list : IFM.PN7094 - IFM.PN7094		9/21/2022	MKLEPADLO	
&EPB+V1AR12UQ41UQ2.1/1	Parts list : TUN.1324638 - TUN.1324638		9/21/2022	MKLEPADLO	
&EPB+V1AR12UQ41UQ2.2/1	Parts list : TUN.1324638 - TUN.1324638		9/21/2022	MKLEPADLO	
&EPB+V1AR12UQ41UQ3.1/1	Parts list : TUN.1324638 - TUN.1324638		9/21/2022	MKLEPADLO	
&EPB+V1AR12UQ41UQ3.2/1	Parts list : TUN.1324638 - TUN.1324638		9/21/2022	MKLEPADLO	
&EPB+V1AR12UQ41UQ4.1/1	Parts list : IFM.PN7094 - IFM.PN7094		9/21/2022	MKLEPADLO	
&EPB+V1AR12UQ41UQ5.1/1	Parts list : IFM.PN7094 - IFM.PN7094		9/21/2022	MKLEPADLO	
&EPB+V1AR12UQ41UQ6.1/1	Parts list : IFM.PN7094 - IFM.PN7094		9/21/2022	MKLEPADLO	
&EPB+V1AR12UQ41UQ7.1/1	Parts list : IFM.PN7094 - IFM.PN7094		9/21/2022	MKLEPADLO	
&EPB+V1AR12UQ41UQ8.1/1	Parts list : TUN.1324638 - TUN.1324638		9/21/2022	MKLEPADLO	
&EPB+V1AR12UQ41UQ8.2/1	Parts list : TUN.1324638 - TUN.1324638		9/21/2022	MKLEPADLO	
&EPB+V1AR12UQ41UQ9.1/1	Parts list : IFM.PN7094 - IFM.PN7094		9/21/2022	MKLEPADLO	
&EPB+V1AR12UQ41UQ10.1/1	Parts list : TUN.1324638 - TUN.1324638		9/21/2022	MKLEPADLO	
&EPB+V1AR12UQ41UQ10.2/1	Parts list : TUN.1324638 - TUN.1324638		9/21/2022	MKLEPADLO	
&EPB+V1AR12UQ41UQ11.1/1	Parts list : IFM.PN7094 - IFM.PN7094		9/21/2022	MKLEPADLO	
&EPB+V1AR12UQ41UQ12.1/1	Parts list : TUN.1324638 - TUN.1324638		9/21/2022	MKLEPADLO	
&EPB+V1AR12UQ41UQ12.2/1	Parts list : TUN.1324638 - TUN.1324638		9/21/2022	MKLEPADLO	
&EPB+V1AR12UQ42/1	Parts list : TUR.NI50U-CK40-AP6X2-H1141/S1590 W/BS4 - FES.549335		9/21/2022	MKLEPADLO	
&EPB+V1AR12UQ42UQ1.1/1	Parts list : IFM.PN7094 - IFM.PN7094		9/21/2022	MKLEPADLO	
&EPB+V1AR12UQ42UQ2.1/1	Parts list : IFM.PN7094 - IFM.PN7094		9/21/2022	MKLEPADLO	
&EPB+V1AR12UQ42UQ3.1/1	Parts list : TUN.1324638 - TUN.1324638		9/21/2022	MKLEPADLO	
&EPB+V1AR12UQ42UQ3.2/1	Parts list : TUN.1324638 - TUN.1324638		9/21/2022	MKLEPADLO	
&EPB+V1AR12UQ42UQ3.3/1	Parts list : TUN.1324638 - TUN.1324638		9/21/2022	MKLEPADLO	
&EPB+V1AR12UQ42UQ3.4/1	Parts list : TUN.1324638 - TUN.1324638		9/21/2022	MKLEPADLO	
&EPB+V1AR12UQ42UQ3.5/1	Parts list : TUN.1324638 - TUN.1324638		9/21/2022	MKLEPADLO	
&EPB+V1AR12UQ42UQ4.1/1	Parts list : WELKER.WWS001A - WELKER.WWS001A		9/21/2022	MKLEPADLO	
&EPB+V1AR12UQ42UQ5.1/1	Parts list : TUN.1324638 - TUN.1324638		9/21/2022	MKLEPADLO	
&EPB+V1AR13UQ41/1	Parts list : TUR.NI50U-CK40-AP6X2-H1141/S1590 W/BS4 - FES.549335		9/21/2022	MKLEPADLO	
&EPB+V1AR13UQ41UQ1.1/1	Parts list : IFM.PN7094 - IFM.PN7094		9/21/2022	MKLEPADLO	

			Date	12/2/2022	Volvo Trucks North America	Valiant TMS	Table of contents : &EPB+V1AR11UQ41UQ7.2/1 - &EPB+V1AR13UQ41UQ1.1/1	Drawing name:	=		
			Ed.	MKLEPADLO					+		
			Appr		P6700 Underbody Floor Skin - Cell 2V03			Document type: EAB	Project nr: 22-16151	Page	42
Modification	Date	Name	Original		Replacement of / Replaced by	Scale 1:1					1721

Table of contents

Column X: An automatically generated page was edited F06_001

Page	Page description	supplementary page field	Date	Edited by	X
&EPB+V1AR13UQ41UQ2.1/1	Parts list : TUN.1324638 - TUN.1324638		9/21/2022	MKLEPADLO	
&EPB+V1AR13UQ41UQ2.2/1	Parts list : TUN.1324638 - TUN.1324638		9/21/2022	MKLEPADLO	
&EPB+V1AR13UQ41UQ3.1/1	Parts list : TUN.1324638 - TUN.1324638		9/21/2022	MKLEPADLO	
&EPB+V1AR13UQ41UQ3.2/1	Parts list : TUN.1324638 - TUN.1324638		9/21/2022	MKLEPADLO	
&EPB+V1AR13UQ41UQ4.1/1	Parts list : IFM.PN7094 - IFM.PN7094		9/21/2022	MKLEPADLO	
&EPB+V1AR13UQ41UQ5.1/1	Parts list : IFM.PN7094 - IFM.PN7094		9/21/2022	MKLEPADLO	
&EPB+V1AR13UQ41UQ6.1/1	Parts list : IFM.PN7094 - IFM.PN7094		9/21/2022	MKLEPADLO	
&EPB+V1AR13UQ41UQ7.1/1	Parts list : IFM.PN7094 - IFM.PN7094		9/21/2022	MKLEPADLO	
&EPB+V1AR13UQ41UQ8.1/1	Parts list : TUN.1324638 - TUN.1324638		9/21/2022	MKLEPADLO	
&EPB+V1AR13UQ41UQ8.2/1	Parts list : TUN.1324638 - TUN.1324638		9/21/2022	MKLEPADLO	
&EPB+V1AR13UQ41UQ9.1/1	Parts list : IFM.PN7094 - IFM.PN7094		9/21/2022	MKLEPADLO	
&EPB+V1AR13UQ41UQ10.1/1	Parts list : TUN.1324638 - TUN.1324638		9/21/2022	MKLEPADLO	
&EPB+V1AR13UQ41UQ10.2/1	Parts list : TUN.1324638 - TUN.1324638		9/21/2022	MKLEPADLO	
&EPB+V1AR13UQ41UQ11.1/1	Parts list : TUN.1324638 - TUN.1324638		9/21/2022	MKLEPADLO	
&EPB+V1AR13UQ41UQ11.2/1	Parts list : TUN.1324638 - TUN.1324638		9/21/2022	MKLEPADLO	
&EPB+V1AR21XQ11UC01/1	Parts list : ABB.2CMA193115R1000 - ABB.2CMA193115R1000		9/21/2022	MKLEPADLO	
&EPB+V1AR22XQ11UC01/1	Parts list : ABB.2CMA193115R1000 - ABB.2CMA193115R1000		9/21/2022	MKLEPADLO	
&EPB+V1AR23XQ11UC01/1	Parts list : ABB.2CMA193115R1000 - ABB.2CMA193115R1000		9/21/2022	MKLEPADLO	
&EPB+V1AR24XQ11UC01/1	Parts list : ABB.2CMA193115R1000 - ABB.2CMA193115R1000		9/21/2022	MKLEPADLO	
&EPB+V1AR25XQ11UC01/1	Parts list : ABB.2CMA193115R1000 - ABB.2CMA193115R1000		9/21/2022	MKLEPADLO	
&EPB+V1CL1/1	Parts list : TUR.BI20U-CA40-AP6X2-H1141/S1590W/BS2.0 - MURR.55530		9/21/2022	MKLEPADLO	
&EPB+V1CL2/1	Parts list : TUR.BI20U-CA40-AP6X2-H1141/S1590W/BS2.0 - MURR.55530		9/21/2022	MKLEPADLO	
&EPB+V1CL3/1	Parts list : TUR.BI20U-CA40-AP6X2-H1141/S1590W/BS2.0 - MURR.55530		9/21/2022	MKLEPADLO	
&EPB+V1CL4/1	Parts list : TUR.BI20U-CA40-AP6X2-H1141/S1590W/BS2.0 - MURR.55530		9/21/2022	MKLEPADLO	
&EPB+V1FQ1/1	Parts list : BAN.SLSCP30-1200P44NT - BAN.SLSCP30-1200P44NT		11/29/2022	KMAFFRE	
&EPB+V1FQ1BG1/1	Parts list : EUC.MGB-L2B-PNA-R-121859 - EUC.MGB-E-A2-106051		9/21/2022	MKLEPADLO	
&EPB+V1FQ1BG2/1	Parts list : EUC.MGB-L2B-PNA-R-121859 - EUC.MGB-E-A2-106051		9/21/2022	MKLEPADLO	
&EPB+V1FQ1BG3/1	Parts list : EUC.MGB-L2B-PNA-R-121859 - EUC.MGB-E-A2-106051		9/21/2022	MKLEPADLO	
&EPB+V1U70/1	Parts list : A-B.802T-AMP - A-B.802T-AMP		11/29/2022	KMAFFRE	
&EPB+V1U70U01/1	Parts list : MURR.55339 - BAN.32723		9/21/2022	MKLEPADLO	
&EPB+V1UC11/1	Parts list : EMPD3FBCB-025A-M - SIE.5ST3010-0HG		12/2/2022	MKLEPADLO	
&EPB+V1UC11/2	Parts list : SIE.5SJ4116-7HG41 - RIT.4115000		12/1/2022	KMAFFRE	
&EPB+V1UC14/1	Parts list : SIE.6ES7155-6AA01-0BN0_subassembly - SIE.6EP3336-7SB00-3AX0		9/21/2022	MKLEPADLO	

			Date	12/2/2022	Volvo Trucks North America	Valiant TMS	Table of contents : &EPB+V1AR13UQ41UQ2.1/1 - &EPB+V1UC14/1	Drawing name:	=		
			Ed.	MKLEPADLO					+		
			Appr		P6700 Underbody Floor Skin - Cell 2V03			Document type:	Project nr:	Page	43
Modification	Date	Name	Original		Replacement of / Replaced by	Scale 1:1		EAB	22-16151		1721

Table of contents

Column X: An automatically generated page was edited F06_001

Page	Page description	supplementary page field	Date	Edited by	X
&EPB+V1UC15/1	Parts list : SIE.6ES7155-6AA01-0BN0_subassembly - SIE.6EP3336-7SB00-3AX0		9/21/2022	MKLEPADLO	
&EPB+V1UC32/1	Parts list : SIE.6ES7155-6AA01-0BN0_subassembly - TUR.RSF 50-1M/NPT		9/21/2022	MKLEPADLO	
&EPB+V1UC33/1	Parts list : SIE.6ES7155-6AA01-0BN0_subassembly - TUR.RSF 50-1M/NPT		9/21/2022	MKLEPADLO	
&EPB+V1UC46/1	Parts list : SIE.6ES7155-6AA01-0BN0_subassembly - TUR.RKF 50-1M/NPT		11/14/2022	KMAFFRE	
&EPB+V1UC51/1	Parts list : TUR.RSF 50-1M/NPT - TUR.RSM-2RKM 50		9/21/2022	MKLEPADLO	
&EPB+V1UC61/1	Parts list : SIE.8WD4408-0AA - TUR.RSF 106-2M/14.5/NPT/CS16486		9/21/2022	MKLEPADLO	
&EPB+V1UC62/1	Parts list : SIE.8WD4408-0AA - TUR.RSF 106-2M/14.5/NPT/CS16486		9/21/2022	MKLEPADLO	
&EPB+V1UC63/1	Parts list : SIE.8WD4408-0AA - TUR.RSF 106-2M/14.5/NPT/CS16486		9/21/2022	MKLEPADLO	
&EPB+V1UC64/1	Parts list : SIE.8WD4408-0AA - TUR.RSF 106-2M/14.5/NPT/CS16486		9/21/2022	MKLEPADLO	
&EPB+V1UC65/1	Parts list : SIE.8WD4408-0AA - TUR.RSF 106-2M/14.5/NPT/CS16486		9/21/2022	MKLEPADLO	
&EPB+V1UC66/1	Parts list : SIE.8WD4408-0AA - TUR.RSF 106-2M/14.5/NPT/CS16486		9/21/2022	MKLEPADLO	
&EPB+V1UC67/1	Parts list : SIE.8WD4408-0AA - TUR.RSF 106-2M/14.5/NPT/CS16486		9/21/2022	MKLEPADLO	
&EPB+V1UC68/1	Parts list : SIE.8WD4408-0AA - TUR.RSF 106-2M/14.5/NPT/CS16486		9/21/2022	MKLEPADLO	
&EPB+V1UC69/1	Parts list : SIE.8WD4408-0AA - TUR.RSF 106-2M/14.5/NPT/CS16486		9/21/2022	MKLEPADLO	
&EPB+V1UC71/1	Parts list : BAN.SSA-EBM-12EB1Q8OTBB - BAN.SSA-EBM-12EB1Q8OTBB		9/21/2022	MKLEPADLO	
&EPB+V1UC72/1	Parts list : ABB.1SFA619550R1051 - TUR.RSF 126-2M/14.5/NPT/CS16488		9/21/2022	MKLEPADLO	
&EPB+V1UC73/1	Parts list : ABB.1SFA619550R1051 - TUR.RSF 126-2M/14.5/NPT/CS16488		9/21/2022	MKLEPADLO	
&EPB+V1UC74/1	Parts list : ABB.1SFA619550R1051 - TUR.RSF 126-2M/14.5/NPT/CS16488		9/21/2022	MKLEPADLO	
&EPB+V1UC75/1	Parts list : ABB.1SFA619550R1051 - TUR.RSF 126-2M/14.5/NPT/CS16488		9/21/2022	MKLEPADLO	
&EPB+V1UC76/1	Parts list : ABB.1SFA619550R1051 - TUR.RSF 126-2M/14.5/NPT/CS16488		9/21/2022	MKLEPADLO	
&EPB+V1UC77/1	Parts list : ABB.1SFA619550R1051 - TUR.RSF 126-2M/14.5/NPT/CS16488		9/21/2022	MKLEPADLO	
&EPB+V1UC78/1	Parts list : ABB.1SFA619550R1051 - TUR.RSF 126-2M/14.5/NPT/CS16488		9/21/2022	MKLEPADLO	
&EPB+V1UC79/1	Parts list : ABB.1SFA619550R1051 - TUR.RSF 126-2M/14.5/NPT/CS16488		9/21/2022	MKLEPADLO	
&EPB+V1UC161/1	Parts list : CPB-E2G06-03 - RIT.4115000		9/21/2022	MKLEPADLO	
&EPB+V1UC162/1	Parts list : MB-231-03 - RIT.4115000		9/21/2022	MKLEPADLO	
&EPB+V1UC163/1	Parts list : CPB-E2G06-03 - RIT.4115000		9/21/2022	MKLEPADLO	
&EPB+V1UN1/1	Parts list : BAN.801918 - A-B.802T-AMP		11/29/2022	KMAFFRE	
&EPB+V1UQ51/1	Parts list : TUR.BI20U-CA40-AP6X2-H1141/S1590W/BS2.0 - TUR.RSM-2RKM 50		9/21/2022	MKLEPADLO	
&EPB+V1UQ51UQ1.1/1	Parts list : WELKER.WWS001A - WELKER.WWS001A		9/21/2022	MKLEPADLO	
&EPB+V1UQ51UQ2.1/1	Parts list : WELKER.WWS001A - WELKER.WWS001A		9/21/2022	MKLEPADLO	
&EPB+V1UQ51UQ3.1/1	Parts list : WELKER.WWS001A - WELKER.WWS001A		9/21/2022	MKLEPADLO	
&EPB+V1UQ51UQ4.1/1	Parts list : WELKER.WWS001A - WELKER.WWS001A		9/21/2022	MKLEPADLO	
&EPB+V1UQ51UQ5.1/1	Parts list : WELKER.WWS001A - WELKER.WWS001A		9/21/2022	MKLEPADLO	

			Date	12/2/2022	Volvo Trucks North America	Valiant TMS	Table of contents : &EPB+V1UC15/1 - &EPB+V1UQ51UQ5.1/1	Drawing name:	=		
			Ed.	MKLEPADLO					+		
			Appr		P6700 Underbody Floor Skin - Cell 2V03			Document type: EAB	Project nr: 22-16151	Page	44
Modification	Date	Name	Original		Replacement of / Replaced by	Scale 1:1					1721

Table of contents

Column X: An automatically generated page was edited

F06_001

Page	Page description	supplementary page field	Date	Edited by	X
&EPB+V1UQ51UQ6.1/1	Parts list : TUN.1324638 - TUN.1324638		9/21/2022	MKLEPADLO	
&EPB+V1UQ51UQ6.2/1	Parts list : TUN.1324638 - TUN.1324638		9/21/2022	MKLEPADLO	
&EPB+V1UQ51UQ6.3/1	Parts list : TUN.1324638 - TUN.1324638		9/21/2022	MKLEPADLO	
&EPB+V1UQ51UQ6.4/1	Parts list : TUN.1324638 - TUN.1324638		9/21/2022	MKLEPADLO	
&EPB+V1UQ51UQ6.5/1	Parts list : TUN.1324638 - TUN.1324638		9/21/2022	MKLEPADLO	
&EPB+V1UQ51UQ6.6/1	Parts list : TUN.1324638 - TUN.1324638		9/21/2022	MKLEPADLO	
&EPB+V1UQ51UQ7.1/1	Parts list : TUN.1324638 - TUN.1324638		9/21/2022	MKLEPADLO	
&EPB+V1UQ51UQ7.2/1	Parts list : TUN.1324638 - TUN.1324638		9/21/2022	MKLEPADLO	
&EPB+V1UQ51UQ7.3/1	Parts list : TUN.1324638 - TUN.1324638		9/21/2022	MKLEPADLO	
&EPB+V1UQ51UQ8.1/1	Parts list : TUN.1324638 - TUN.1324638		9/21/2022	MKLEPADLO	
&EPB+V1UQ51UQ8.2/1	Parts list : TUN.1324638 - TUN.1324638		9/21/2022	MKLEPADLO	
&EPB+V1UQ51UQ8.3/1	Parts list : TUN.1324638 - TUN.1324638		9/21/2022	MKLEPADLO	
&EPB+V1UQ51UQ8.4/1	Parts list : TUN.1324638 - TUN.1324638		9/21/2022	MKLEPADLO	
&EPB+V1UQ51UQ9.1/1	Parts list : TUN.1324638 - TUN.1324638		9/21/2022	MKLEPADLO	
&EPB+V1UQ51UQ9.2/1	Parts list : TUN.1324638 - TUN.1324638		9/21/2022	MKLEPADLO	
&EPB+V1UQ51UQ10.1/1	Parts list : TUN.1324638 - TUN.1324638		9/21/2022	MKLEPADLO	
&EPB+V1UQ51UQ10.2/1	Parts list : TUN.1324638 - TUN.1324638		9/21/2022	MKLEPADLO	
&EPB+V1UQ51UQ10.3/1	Parts list : TUN.1324638 - TUN.1324638		9/21/2022	MKLEPADLO	
&EPB+V1UQ51UQ11.1/1	Parts list : TUN.1324638 - TUN.1324638		9/21/2022	MKLEPADLO	
&EPB+V1UQ51UQ12.1/1	Parts list : TUN.1324638 - TUN.1324638		9/21/2022	MKLEPADLO	
&EPB+V1UQ52/1	Parts list : TUR.BI20U-CA40-AP6X2-H1141/S1590W/BS2.0 - MURR.55530		9/21/2022	MKLEPADLO	
&EPB+V1WR1/1	Parts list : P+F.SJ15-E2-V1-Y40122 - MURR.55556		9/21/2022	MKLEPADLO	
&EPB+V1WR1UQ51/1	Parts list : TUR.BI20U-CA40-AP6X2-H1141/S1590W/BS2.0 - TUR.RSM-2RKM 50		10/27/2022	MKLEPADLO	
&EPB+V1WR1UQ51UQ1.1/1	Parts list : TUN.1324638 - TUN.1324638		9/21/2022	MKLEPADLO	
&EPB+V1WR1UQ51UQ1.2/1	Parts list : TUN.1324638 - TUN.1324638		9/21/2022	MKLEPADLO	
&EPB+V1WR1UQ51UQ1.3/1	Parts list : TUN.1324644 - TUN.1324644		9/21/2022	MKLEPADLO	
&EPB+V1WR1UQ51UQ1.4/1	Parts list : TUN.1324644 - TUN.1324644		9/21/2022	MKLEPADLO	
&EPB+V1WR1UQ51UQ2.1/1	Parts list : TUN.1324638 - TUN.1324638		9/21/2022	MKLEPADLO	
&EPB+V1WR1UQ51UQ2.2/1	Parts list : TUN.1324638 - TUN.1324638		9/21/2022	MKLEPADLO	
&EPB+V1WR1UQ51UQ2.3/1	Parts list : TUN.1324644 - TUN.1324644		9/21/2022	MKLEPADLO	
&EPB+V1WR1UQ51UQ2.4/1	Parts list : TUN.1324644 - TUN.1324644		9/21/2022	MKLEPADLO	
&EPB+V1WR1UQ51UQ3.1/1	Parts list : TUN.1324638 - TUN.1324638		9/21/2022	MKLEPADLO	
&EPB+V1WR1UQ51UQ3.2/1	Parts list : TUN.1324638 - TUN.1324638		9/21/2022	MKLEPADLO	

			Date	12/2/2022	Volvo Trucks North America	Valiant TMS	Table of contents : &EPB+V1UQ51UQ6.1/1 - &EPB+V1WR1UQ51UQ3.2/1	Drawing name:	=		
			Ed.	MKLEPADLO					+		
			Appr		P6700 Underbody Floor Skin - Cell 2V03			Document type:	Project nr:	Page	45
Modification	Date	Name	Original		Replacement of / Replaced by	Scale 1:1		EAB	22-16151		1721

Table of contents

Column X: An automatically generated page was edited

F06_001

Page	Page description	supplementary page field	Date	Edited by	X
&EPB+V1WR1UQ51UQ4.1/1	Parts list : TUN.1324644 - TUN.1324644		10/20/2022	KMAFFRE	
&EPB+V1WR1UQ51UQ4.2/1	Parts list : TUN.1324644 - TUN.1324644		10/20/2022	KMAFFRE	
&EPB+V1WR1UQ51UQ4.3/1	Parts list : TUN.1324638 - TUN.1324638		10/20/2022	KMAFFRE	
&EPB+V1WR1UQ51UQ6.1/1	Parts list : TUN.1324638 - TUN.1324638		9/21/2022	MKLEPADLO	
&EPB+V1WR1UQ51UQ6.2/1	Parts list : TUN.1324638 - TUN.1324638		9/21/2022	MKLEPADLO	
&EPB+V1WR1UQ51UQ7.1/1	Parts list : WELKER.WWS001A - WELKER.WWS001A		9/21/2022	MKLEPADLO	
&EPB+V1WR1UQ51UQ7.2/1	Parts list : WELKER.WWS001A - WELKER.WWS001A		9/21/2022	MKLEPADLO	
&EPB+V1WR1UQ51UQ7.3/1	Parts list : WELKER.WWS001A - WELKER.WWS001A		9/21/2022	MKLEPADLO	
&EPB+V1WR1UQ51UQ7.4/1	Parts list : WELKER.WWS001A - WELKER.WWS001A		9/21/2022	MKLEPADLO	
&EPB+V1WR1UQ51UQ7.5/1	Parts list : WELKER.WWS001A - WELKER.WWS001A		9/21/2022	MKLEPADLO	
&EPB+V1WR1UQ51UQ7.6/1	Parts list : WELKER.WWS001A - WELKER.WWS001A		9/21/2022	MKLEPADLO	
&EPB+V1WR1UQ51UQ8.1/1	Parts list : WELKER.WWS001A - WELKER.WWS001A		9/21/2022	MKLEPADLO	
&EPB+V1WR1UQ51UQ8.2/1	Parts list : WELKER.WWS001A - WELKER.WWS001A		9/21/2022	MKLEPADLO	
&EPB+V1WR1UQ52/1	Parts list : TUR.BI20U-CA40-AP6X2-H1141/S1590W/BS2.0 - TUR.RSM-2RKM 50		9/21/2022	MKLEPADLO	
&EPB+V1WR1UQ52UQ1.1/1	Parts list : WELKER.WWS001A - WELKER.WWS001A		9/21/2022	MKLEPADLO	
&EPB+V1WR1UQ52UQ1.2/1	Parts list : WELKER.WWS001A - WELKER.WWS001A		9/21/2022	MKLEPADLO	
&EPB+V1WR1UQ52UQ2.1/1	Parts list : TUN.1324644 - TUN.1324644		9/21/2022	MKLEPADLO	
&EPB+V1WR1UQ52UQ2.2/1	Parts list : TUN.1324644 - TUN.1324644		9/21/2022	MKLEPADLO	
&EPB+V1WR1UQ52UQ2.3/1	Parts list : TUN.1324638 - TUN.1324638		9/21/2022	MKLEPADLO	
&EPB+V1WR1UQ52UQ2.4/1	Parts list : TUN.1324638 - TUN.1324638		9/21/2022	MKLEPADLO	
&EPB+V1WR1UQ52UQ3.1/1	Parts list : TUN.1324638 - TUN.1324638		9/21/2022	MKLEPADLO	
&EPB+V1WR1UQ52UQ3.2/1	Parts list : TUN.1324638 - TUN.1324638		9/21/2022	MKLEPADLO	
&EPB+V1WR1UQ52UQ3.3/1	Parts list : TUN.1324638 - TUN.1324638		9/21/2022	MKLEPADLO	
&EPB+V1WR1UQ52UQ4.1/1	Parts list : TUN.1324638 - TUN.1324638		9/21/2022	MKLEPADLO	
&EPB+V1WR1UQ52UQ4.2/1	Parts list : TUN.1324638 - TUN.1324638		9/21/2022	MKLEPADLO	
&EPB+V1WR1UQ52UQ4.3/1	Parts list : TUN.1324644 - TUN.1324644		9/21/2022	MKLEPADLO	
&EPB+V1WR1UQ52UQ4.4/1	Parts list : TUN.1324638 - TUN.1324638		9/21/2022	MKLEPADLO	
&EPB+V1WR1UQ52UQ5.1/1	Parts list : TUN.1324638 - TUN.1324638		9/21/2022	MKLEPADLO	
&EPB+V1WR1UQ52UQ6.1/1	Parts list : WELKER.WWS001A - WELKER.WWS001A		9/21/2022	MKLEPADLO	
&EPB+V1WR1UQ52UQ6.2/1	Parts list : WELKER.WWS001A - WELKER.WWS001A		9/21/2022	MKLEPADLO	
&EPB+V1WR1UQ52UQ6.3/1	Parts list : WELKER.WWS001A - WELKER.WWS001A		9/21/2022	MKLEPADLO	
&EPB+V1WR1UQ52UQ7.1/1	Parts list : TUN.1324638 - TUN.1324638		9/21/2022	MKLEPADLO	
&EPB+V1WR1UQ52UQ7.2/1	Parts list : TUN.1324638 - TUN.1324638		9/21/2022	MKLEPADLO	

			Date	12/2/2022	Volvo Trucks North America	Valiant TMS	Table of contents : &EPB+V1WR1UQ51UQ4.1/1 - &EPB+V1WR1UQ52UQ7.2/1	Drawing name:	=		
			Ed.	MKLEPADLO					+		
			Appr		P6700 Underbody Floor Skin - Cell 2V03			Document type: EAB	Project nr: 22-16151	Page	46
Modification	Date	Name	Original		Replacement of / Replaced by	Scale 1:1					1721

Table of contents

Column X: An automatically generated page was edited

F06_001

Page	Page description	supplementary page field	Date	Edited by	X
&EPB+V1WR1UQ52UQ7.3/1	Parts list : TUN.1324638 - TUN.1324638		9/21/2022	MKLEPADLO	
&EPB+V1WR1UQ52UQ7.4/1	Parts list : TUN.1324638 - TUN.1324638		9/21/2022	MKLEPADLO	
&EPB+V1WR1UQ52UQ8.1/1	Parts list : TUN.285425 - TUN.285425		9/21/2022	MKLEPADLO	
&EPB+V1WR1UQ52UQ8.2/1	Parts list : TUN.285425 - TUN.285425		9/21/2022	MKLEPADLO	
&EPB+V1WR1UQ52UQ9.1/1	Parts list : WELKER.WWS001A - WELKER.WWS001A		9/21/2022	MKLEPADLO	
&EPB+V1WR1UQ52UQ9.2/1	Parts list : WELKER.WWS001A - WELKER.WWS001A		9/21/2022	MKLEPADLO	
&EPB+V1WR1UQ52UQ10.1/1	Parts list : TUN.1324638 - TUN.1324638		9/21/2022	MKLEPADLO	
&EPB+V1WR1UQ52UQ10.2/1	Parts list : TUN.1324638 - TUN.1324638		9/21/2022	MKLEPADLO	
&EPB+V1WR1UQ52UQ11.1/1	Parts list : TUN.285425 - TUN.285425		9/21/2022	MKLEPADLO	
&EPB+V1WR1UQ52UQ11.2/1	Parts list : TUN.285425 - TUN.285425		9/21/2022	MKLEPADLO	
&EPB+V1WR1UQ52UQ11.3/1	Parts list : TUN.1324638 - TUN.1324638		9/21/2022	MKLEPADLO	
&EPB+V1WR1UQ52UQ12.1/1	Parts list : TUN.1324638 - TUN.1324638		9/21/2022	MKLEPADLO	
&EPB+V1WR1UQ52UQ13.1/1	Parts list : TUN.1324638 - TUN.1324638		9/21/2022	MKLEPADLO	
&EPB+V1WR1UQ52UQ13.2/1	Parts list : TUN.1324638 - TUN.1324638		9/21/2022	MKLEPADLO	
&EPB+V1WR1UQ52UQ14.1/1	Parts list : TUN.1324638 - TUN.1324638		9/21/2022	MKLEPADLO	
&EPB+V1WR1UQ52UQ14.2/1	Parts list : TUN.1324638 - TUN.1324638		9/21/2022	MKLEPADLO	
&EPB+V1WR1UQ52UQ15.1/1	Parts list : WELKER.SWITCH_L3 - WELKER.SWITCH_L3		9/21/2022	MKLEPADLO	
&EPB+V1WR1UQ52UQ16.1/1	Parts list : TUR.BI20U-CA40-AP6X2-H1141/S1590W/BS2.0 - TUR.VB2-FSM 4.4/2FKM 4/S3450		9/21/2022	MKLEPADLO	
&EPB+V1WR1UQ52UQ17.1/1	Parts list : TUN.1324638 - TUN.1324638		9/21/2022	MKLEPADLO	
&EPB+V1WR1UQ52UQ17.2/1	Parts list : TUN.1324638 - TUN.1324638		9/21/2022	MKLEPADLO	
&EPB+V1WR1UQ52UQ18.1/1	Parts list : TUN.285425 - TUN.285425		9/21/2022	MKLEPADLO	
&EPB+V1WR1UQ52UQ18.2/1	Parts list : TUN.285425 - TUN.285425		9/21/2022	MKLEPADLO	
&EPB+V1WR1UQ52UQ19.1/1	Parts list : TUN.1324638 - TUN.1324638		9/21/2022	MKLEPADLO	
&EPB+V1WR1UQ52UQ19.2/1	Parts list : TUN.1324638 - TUN.1324638		9/21/2022	MKLEPADLO	
&EPB+V1WR1UQ52UQ19.3/1	Parts list : TUN.1324638 - TUN.1324638		9/21/2022	MKLEPADLO	
&EPB+V1WR1UQ52UQ20.1/1	Parts list : TUN.1324638 - TUN.1324638		11/16/2022	KMAFFRE	
&EPB+V2AR181XQ91UC01/1	Parts list : ABB.2CMA193115R1000 - ABB.2CMA193115R1000		9/21/2022	MKLEPADLO	
&EPB+V2AR181XQ92UC01/1	Parts list : ABB.2CMA193115R1000 - ABB.2CMA193115R1000		9/21/2022	MKLEPADLO	
&EPB+V2AR181XQ93UC01/1	Parts list : ABB.2CMA193115R1000 - ABB.2CMA193115R1000		9/21/2022	MKLEPADLO	
&EPB+V2FQ1BG1/1	Parts list : EUC.MGB-L2B-PNA-R-121859 - EUC.MGB-E-A2-106051		9/21/2022	MKLEPADLO	
&EPB+V2GL11UC01/1	Parts list : E-M.EM3BMHANQ4SDCG10 - E-M.EM3BMHANQ4SDCG10		9/21/2022	MKLEPADLO	
&EPB+V2U90U01/1	Parts list : MURR.55339 - BAN.32723		11/1/2022	KMAFFRE	
&EPB+V2UC14/1	Parts list : SIE.6ES7155-6AA01-0BN0_subassembly - SIE.6EP3336-7SB00-3AX0		9/21/2022	MKLEPADLO	

Table of contents

Column X: An automatically generated page was edited F06_001

Page	Page description	supplementary page field	Date	Edited by	X
&EPB+V2UC46/1	Parts list : SIE.6ES7155-6AA01-0BN0_subassembly - TUR.RKF 50-1M/NPT		11/14/2022	KMAFFRE	
&EPB+V2UC61/1	Parts list : SIE.8WD4408-0AA - TUR.RSF 106-2M/14.5/NPT/CS16486		12/5/2022	KMAFFRE	
&EPB+V2WR1/1	Parts list : P+F.SJ15-E2-V1-Y40122 - MURR.55556		9/21/2022	MKLEPADLO	
&EPB+V2WR1UQ51/1	Parts list : TUR.BI20U-CA40-AP6X2-H1141 W/BS2.1 - TUR.RSM-2RKM 50		9/21/2022	MKLEPADLO	
&EPB+V2WR1UQ51UQ1.1/1	Parts list : TUN.1324638 - TUN.1324638		9/21/2022	MKLEPADLO	
&EPB+V2WR1UQ51UQ1.2/1	Parts list : TUN.1324638 - TUN.1324638		9/21/2022	MKLEPADLO	
&EPB+V2WR1UQ51UQ1.3/1	Parts list : TUN.1324638 - TUN.1324638		9/21/2022	MKLEPADLO	
&EPB+V2WR1UQ51UQ1.4/1	Parts list : TUN.1324638 - TUN.1324638		9/21/2022	MKLEPADLO	
&EPB+V2WR1UQ51UQ2.1/1	Parts list : TUN.1324638 - TUN.1324638		9/21/2022	MKLEPADLO	
&EPB+V2WR1UQ51UQ2.2/1	Parts list : TUN.1324638 - TUN.1324638		9/21/2022	MKLEPADLO	
&EPB+V2WR1UQ51UQ2.3/1	Parts list : TUN.1324638 - TUN.1324638		9/21/2022	MKLEPADLO	
&EPB+V2WR1UQ51UQ3.1/1	Parts list : TUN.1324638 - TUN.1324638		9/21/2022	MKLEPADLO	
&EPB+V2WR1UQ51UQ3.2/1	Parts list : TUN.1324638 - TUN.1324638		9/21/2022	MKLEPADLO	
&EPB+V2WR1UQ51UQ3.3/1	Parts list : TUN.1324638 - TUN.1324638		9/21/2022	MKLEPADLO	
&EPB+V2WR1UQ51UQ4.1/1	Parts list : WELKER.WWS001A - WELKER.WWS001A		9/21/2022	MKLEPADLO	
&EPB+V2WR1UQ51UQ5.1/1	Parts list : WELKER.WWS001A - WELKER.WWS001A		9/21/2022	MKLEPADLO	
&EPB+V2WR1UQ51UQ6.1/1	Parts list : TUN.1324638 - TUN.1324638		9/21/2022	MKLEPADLO	
&EPB+V2WR1UQ51UQ6.2/1	Parts list : TUN.1324638 - TUN.1324638		9/21/2022	MKLEPADLO	
&EPB+V2WR1UQ51UQ7.1/1	Parts list : TUN.1324638 - TUN.1324638		9/21/2022	MKLEPADLO	
&EPB+V2WR1UQ51UQ7.2/1	Parts list : TUN.1324638 - TUN.1324638		9/21/2022	MKLEPADLO	
&EPB+V2WR1UQ51UQ8.1/1	Parts list : TUN.1324638 - TUN.1324638		9/21/2022	MKLEPADLO	
&EPB+V2WR1UQ51UQ9.1/1	Parts list : WELKER.WWS001A - WELKER.WWS001A		9/21/2022	MKLEPADLO	
&EPB+V2WR1UQ51UQ10.1/1	Parts list : TUN.1324638 - TUN.1324638		9/21/2022	MKLEPADLO	
&EPB+V2WR1UQ51UQ10.2/1	Parts list : TUN.1324638 - TUN.1324638		9/21/2022	MKLEPADLO	
&EPB+V2WR1UQ51UQ11.1/1	Parts list : TUN.1324638 - TUN.1324638		9/21/2022	MKLEPADLO	
&EPB+V2WR1UQ51UQ12.1/1	Parts list : WELKER.WWS001A - WELKER.WWS001A		9/21/2022	MKLEPADLO	
&EPB+V2WR1UQ51UQ13.1/1	Parts list : TUN.1324638 - TUN.1324638		9/21/2022	MKLEPADLO	
&EPB+V2WR1UQ51UQ13.2/1	Parts list : TUN.1324638 - TUN.1324638		9/21/2022	MKLEPADLO	
&EPB+V2WR1UQ51UQ13.3/1	Parts list : TUN.1324638 - TUN.1324638		9/21/2022	MKLEPADLO	
&EPB+V2WR1UQ51UQ14.1/1	Parts list : WELKER.WWS001A - WELKER.WWS001A		9/21/2022	MKLEPADLO	
&EPB+V1GL12UQ51/1	Parts list : TUR.16447411 - FES.549335		9/30/2022	MKLEPADLO	
&EPB+V1GL12UQ51UQ1.1/1	Parts list : TUR.16447411 - TUR.VB2-FSM 4.4/2FKM 4/S3450		9/30/2022	MKLEPADLO	
&EPB+V1GL12UQ51UQ2.1/1	Parts list : TUR.16447411 - TUR.VB2-FSM 4.4/2FKM 4/S3450		9/30/2022	MKLEPADLO	

			Date	12/5/2022	Volvo Trucks North America	Valiant TMS	Table of contents : &EPB+V2UC46/1 - &EPB+V1GL12UQ51UQ2.1/1	Drawing name:		=	
			Ed.	KMAFFRE						+	
			Appr		P6700 Underbody Floor Skin - Cell 2V03			Document type: EAB	Project nr: 22-16151	Page	48
Modification	Date	Name	Original		Replacement of / Replaced by	Scale 1:1					1721

Table of contents

Column X: An automatically generated page was edited F06_001

Page	Page description	supplementary page field	Date	Edited by	X
&EPB+V1GL12UQ51UQ6.1/1	Parts list : TUR.16447411 - TUR.VB2-FSM 4.4/2FKM 4/S3450		9/30/2022	MKLEPADLO	
&EPB+V1WR1UQ51UQ9.1/1	Parts list : TUN.1324638 - TUN.1324638		10/20/2022	KMAFFRE	
&EPB+V1WR1UQ51UQ9.2/1	Parts list : TUN.1324638 - TUN.1324638		10/20/2022	KMAFFRE	
&EPB+V2LB1NB1/1	Parts list : BAN.807135 - SIE.6SL3544-0FB21-1FA0		10/27/2022	MKLEPADLO	
&EPB+V2LB1NB1UC01/1	Parts list : SIE.6SL3525-0PE21-5AA1 - E-M.EM3BMHANQ4SDCG10		10/27/2022	MKLEPADLO	
&EPB+V1WR1UQ52UQ5.2/1	Parts list : TUN.1324638 - TUN.1324638		11/14/2022	KMAFFRE	
&EPB+V1AR26XQ11UC01/1	Parts list : ABB.2CMA193115R1000 - ABB.2CMA193115R1000		12/2/2022	MKLEPADLO	
&ETT/1	Terminal line-up diagram =KF0KF1+UC31-PC1		9/21/2022	MKLEPADLO	
&ETT/2	Terminal line-up diagram =KF0KF1+UC31-PH1		9/21/2022	MKLEPADLO	
&ETT/3	Terminal line-up diagram =KF0WC3+UC31-XD1		9/21/2022	MKLEPADLO	
&ETT/4	Terminal line-up diagram =KF0WC3+UC31-XD2		9/21/2022	MKLEPADLO	
&ETT/5	Terminal line-up diagram =KF0WC4+UC31-XD11		9/21/2022	MKLEPADLO	
&ETT/6	Terminal line-up diagram =KF0WC4+UC31-XD12		9/21/2022	MKLEPADLO	
&ETT/7	Terminal line-up diagram =KF0WC4+UC31-XD13		9/21/2022	MKLEPADLO	
&ETT/8	Terminal line-up diagram =KF0WC4+UC31-XD14		9/21/2022	MKLEPADLO	
&ETT/9	Terminal line-up diagram =V1WC1+V1UC11-PE		9/21/2022	MKLEPADLO	
&ETT/10	Terminal line-up diagram =V1WC2+V1UC11-XD1		9/21/2022	MKLEPADLO	
&ETT/11	Terminal line-up diagram =V1WC2+V1UC11-XD2		9/21/2022	MKLEPADLO	
&ETT/12	Terminal line-up diagram =V1WC2+V1UC11-XD3		9/21/2022	MKLEPADLO	
&ETT/13	Terminal line-up diagram =V1WC3+V1UC11-XD1		9/21/2022	MKLEPADLO	
&ETT/14	Terminal line-up diagram =V1WC3+V1UC11-XD2		11/29/2022	KMAFFRE	
&ETT/15	Terminal line-up diagram =V1WC3+V1UC11-XD3		11/29/2022	KMAFFRE	
&ETT/16	Terminal line-up diagram =V1WC4+V1UC11-KF11.14		9/21/2022	MKLEPADLO	
&ETT/17	Terminal line-up diagram =V1WC4+V1UC11-XD5		9/21/2022	MKLEPADLO	
&ETT/18	Terminal line-up diagram =V1WC4+V1UC11-XD6		9/21/2022	MKLEPADLO	
&ETT/19	Terminal line-up diagram =V1WC4+V1UC11-XD10		10/20/2022	KMAFFRE	
&ETT/20	Terminal line-up diagram =V1WC4+V1UC11-XD11		9/21/2022	MKLEPADLO	
&ETT/21	Terminal line-up diagram =V1WC4+V1UC11-XD12		9/21/2022	MKLEPADLO	
&ETT/22	Terminal line-up diagram =V1WC4+V1UC11-XD13		10/20/2022	KMAFFRE	
&ETT/23	Terminal line-up diagram =V1WC4+V1UC11-XD14		9/21/2022	MKLEPADLO	
&ETT/24	Terminal line-up diagram =V1WC4+V1UC11-XD20		9/21/2022	MKLEPADLO	
&ETT/25	Terminal line-up diagram =V1WC4+V1UC11-XD51		9/21/2022	MKLEPADLO	
&ETT/26	Terminal line-up diagram =V1WC4+V1UC11-XD52		9/21/2022	MKLEPADLO	

			Date	12/2/2022	Volvo Trucks North America		Valiant TMS	Table of contents : &EPB+V1GL12UQ51UQ6.1/1 - &ETT/26	Drawing name:	=	
			Ed.	MKLEPADLO						+	
			Appr		P6700 Underbody Floor Skin - Cell 2V03				Document type:	Project nr:	Page 49
Modification	Date	Name	Original		Replacement of	Replaced by	Scale 1:1		EAB	22-16151	1721

Table of contents

Column X: An automatically generated page was edited

F06_001

Page	Page description	supplementary page field	Date	Edited by	X
&ETT/27	Terminal line-up diagram =V1WC4+V1UC11-XD53		9/21/2022	MKLEPADLO	
&ETT/28	Terminal line-up diagram =V1WC4+V1UC11-XD54		9/21/2022	MKLEPADLO	
&ETT/29	Terminal line-up diagram =V1WC3+V1UC14-XD1		9/21/2022	MKLEPADLO	
&ETT/30	Terminal line-up diagram =V1WC4+V1UC14-KF14.12		9/21/2022	MKLEPADLO	
&ETT/31	Terminal line-up diagram =V1WC4+V1UC14-XD5		9/21/2022	MKLEPADLO	
&ETT/32	Terminal line-up diagram =V1WC4+V1UC14-XD6		9/21/2022	MKLEPADLO	
&ETT/33	Terminal line-up diagram =V1WC4+V1UC14-XD10		9/21/2022	MKLEPADLO	
&ETT/34	Terminal line-up diagram =V1WC4+V1UC14-XD11		9/21/2022	MKLEPADLO	
&ETT/35	Terminal line-up diagram =V1WC4+V1UC14-XD12		9/21/2022	MKLEPADLO	
&ETT/36	Terminal line-up diagram =V1WC4+V1UC14-XD13		9/21/2022	MKLEPADLO	
&ETT/37	Terminal line-up diagram =V1WC4+V1UC14-XD14		9/21/2022	MKLEPADLO	
&ETT/38	Terminal line-up diagram =V1WC4+V1UC14-XD15		9/21/2022	MKLEPADLO	
&ETT/39	Terminal line-up diagram =V1WC4+V1UC14-XD16		9/21/2022	MKLEPADLO	
&ETT/40	Terminal line-up diagram =V1WC4+V1UC14-XD17		9/21/2022	MKLEPADLO	
&ETT/41	Terminal line-up diagram =V1WC4+V1UC14-XD18		9/21/2022	MKLEPADLO	
&ETT/42	Terminal line-up diagram =V1WC4+V1UC14-XD51		9/21/2022	MKLEPADLO	
&ETT/43	Terminal line-up diagram =V1WC4+V1UC14-XD52		9/21/2022	MKLEPADLO	
&ETT/44	Terminal line-up diagram =V1WC4+V1UC14-XD53		9/21/2022	MKLEPADLO	
&ETT/45	Terminal line-up diagram =V1WC4+V1UC14-XD54		9/21/2022	MKLEPADLO	
&ETT/46	Terminal line-up diagram =V1WC3+V1UC15-XD1		9/21/2022	MKLEPADLO	
&ETT/47	Terminal line-up diagram =V1WC4+V1UC15-KF15.12		9/21/2022	MKLEPADLO	
&ETT/48	Terminal line-up diagram =V1WC4+V1UC15-XD5		9/21/2022	MKLEPADLO	
&ETT/49	Terminal line-up diagram =V1WC4+V1UC15-XD6		9/21/2022	MKLEPADLO	
&ETT/50	Terminal line-up diagram =V1WC4+V1UC15-XD10		9/21/2022	MKLEPADLO	
&ETT/51	Terminal line-up diagram =V1WC4+V1UC15-XD11		9/21/2022	MKLEPADLO	
&ETT/52	Terminal line-up diagram =V1WC4+V1UC15-XD12		9/21/2022	MKLEPADLO	
&ETT/53	Terminal line-up diagram =V1WC4+V1UC15-XD13		9/21/2022	MKLEPADLO	
&ETT/54	Terminal line-up diagram =V1WC4+V1UC15-XD14		9/21/2022	MKLEPADLO	
&ETT/55	Terminal line-up diagram =V1WC4+V1UC15-XD15		9/21/2022	MKLEPADLO	
&ETT/56	Terminal line-up diagram =V1WC4+V1UC15-XD16		9/21/2022	MKLEPADLO	
&ETT/57	Terminal line-up diagram =V1WC4+V1UC15-XD17		9/21/2022	MKLEPADLO	
&ETT/58	Terminal line-up diagram =V1WC4+V1UC15-XD18		9/21/2022	MKLEPADLO	
&ETT/59	Terminal line-up diagram =V1WC4+V1UC15-XD51		9/21/2022	MKLEPADLO	

			Date	12/2/2022	Volvo Trucks North America		Valiant TMS	Table of contents : &ETT/27 - &ETT/59	Drawing name:	=	
			Ed.	MKLEPADLO						+	
			Appr		P6700 Underbody Floor Skin - Cell 2V03				Document type:	Project nr:	Page 50
Modification	Date	Name	Original		Replacement of	Replaced by	Scale 1:1		EAB	22-16151	1721

Table of contents

Column X: An automatically generated page was edited F06_001

Page	Page description	supplementary page field	Date	Edited by	X
&ETT/60	Terminal line-up diagram =V1WC4+V1UC15-XD52		9/21/2022	MKLEPADLO	
&ETT/61	Terminal line-up diagram =V1WC4+V1UC15-XD53		9/21/2022	MKLEPADLO	
&ETT/62	Terminal line-up diagram =V1WC4+V1UC15-XD54		9/21/2022	MKLEPADLO	
&ETT/63	Terminal line-up diagram =V1WC4+V1UC32-XD11		9/21/2022	MKLEPADLO	
&ETT/64	Terminal line-up diagram =V1WC4+V1UC33-XD11		9/21/2022	MKLEPADLO	
&ETT/65	Terminal line-up diagram =V1WC4+V1UC46-XD11		9/21/2022	MKLEPADLO	
&ETT/66	Terminal line-up diagram =V1WC4+V1UC46-XD14		9/21/2022	MKLEPADLO	
&ETT/67	Terminal line-up diagram =V1WC4+V1UC46-XD51.1		9/21/2022	MKLEPADLO	
&ETT/68	Terminal line-up diagram =V1WC4+V1UC46-XD52.1		9/21/2022	MKLEPADLO	
&ETT/69	Terminal line-up diagram =V1WC4+V1UC46-XD53.1		9/21/2022	MKLEPADLO	
&ETT/70	Terminal line-up diagram =V1WC4+V1UC46-XD54.1		9/21/2022	MKLEPADLO	
&ETT/71	Terminal line-up diagram =V1PZ1PF1+V1UC61-XD11		9/21/2022	MKLEPADLO	
&ETT/72	Terminal line-up diagram =V1PZ1PF2+V1UC62-XD11		9/21/2022	MKLEPADLO	
&ETT/73	Terminal line-up diagram =V1PZ1PF3+V1UC63-XD11		9/21/2022	MKLEPADLO	
&ETT/74	Terminal line-up diagram =V1PZ1PF4+V1UC64-XD11		9/21/2022	MKLEPADLO	
&ETT/75	Terminal line-up diagram =V1PZ1PF5+V1UC65-XD11		9/21/2022	MKLEPADLO	
&ETT/76	Terminal line-up diagram =V1PZ1PF6+V1UC66-XD11		9/21/2022	MKLEPADLO	
&ETT/77	Terminal line-up diagram =V1PZ1PF7+V1UC67-XD11		9/21/2022	MKLEPADLO	
&ETT/78	Terminal line-up diagram =V1PZ1PF8+V1UC68-XD11		9/21/2022	MKLEPADLO	
&ETT/79	Terminal line-up diagram =V1PZ1PF9+V1UC69-XD11		9/21/2022	MKLEPADLO	
&ETT/80	Terminal line-up diagram =V2WC3+V2UC14-XD1		9/21/2022	MKLEPADLO	
&ETT/81	Terminal line-up diagram =V2WC4+V2UC14-KF14.12		9/21/2022	MKLEPADLO	
&ETT/82	Terminal line-up diagram =V2WC4+V2UC14-XD5		9/21/2022	MKLEPADLO	
&ETT/83	Terminal line-up diagram =V2WC4+V2UC14-XD6		9/21/2022	MKLEPADLO	
&ETT/84	Terminal line-up diagram =V2WC4+V2UC14-XD10		9/21/2022	MKLEPADLO	
&ETT/85	Terminal line-up diagram =V2WC4+V2UC14-XD11		9/21/2022	MKLEPADLO	
&ETT/86	Terminal line-up diagram =V2WC4+V2UC14-XD12		9/21/2022	MKLEPADLO	
&ETT/87	Terminal line-up diagram =V2WC4+V2UC14-XD13		9/21/2022	MKLEPADLO	
&ETT/88	Terminal line-up diagram =V2WC4+V2UC14-XD14		9/21/2022	MKLEPADLO	
&ETT/89	Terminal line-up diagram =V2WC4+V2UC14-XD15		9/21/2022	MKLEPADLO	
&ETT/90	Terminal line-up diagram =V2WC4+V2UC14-XD16		9/21/2022	MKLEPADLO	
&ETT/91	Terminal line-up diagram =V2WC4+V2UC14-XD17		9/21/2022	MKLEPADLO	
&ETT/92	Terminal line-up diagram =V2WC4+V2UC14-XD18		9/21/2022	MKLEPADLO	

			Date	12/2/2022	Volvo Trucks North America		Valiant TMS	Table of contents : &ETT/60 - &ETT/92	Drawing name:	=	
			Ed.	MKLEPADLO						+	
			Appr		P6700 Underbody Floor Skin - Cell 2V03				Document type:	Project nr:	Page 51
Modification	Date	Name	Original		Replacement of	Replaced by	Scale 1:1		EAB	22-16151	1721

Table of contents

Column X: An automatically generated page was edited

F06_001

Page	Page description	supplementary page field	Date	Edited by	X
&ETT/93	Terminal line-up diagram =V2WC4+V2UC14-XD51		9/21/2022	MKLEPADLO	
&ETT/94	Terminal line-up diagram =V2WC4+V2UC14-XD52		9/21/2022	MKLEPADLO	
&ETT/95	Terminal line-up diagram =V2WC4+V2UC14-XD53		9/21/2022	MKLEPADLO	
&ETT/96	Terminal line-up diagram =V2WC4+V2UC14-XD54		9/21/2022	MKLEPADLO	
&ETT/97	Terminal line-up diagram =V2WC4+V2UC46-XD11		9/21/2022	MKLEPADLO	
&ETT/98	Terminal line-up diagram =V2WC4+V2UC46-XD14		9/21/2022	MKLEPADLO	
&ETT/99	Terminal line-up diagram =V2WC4+V2UC46-XD51.1		9/21/2022	MKLEPADLO	
&ETT/100	Terminal line-up diagram =V2WC4+V2UC46-XD52.1		9/21/2022	MKLEPADLO	
&ETT/101	Terminal line-up diagram =V2WC4+V2UC46-XD53.1		9/21/2022	MKLEPADLO	
&ETT/102	Terminal line-up diagram =V2WC4+V2UC46-XD54.1		9/21/2022	MKLEPADLO	
&ETT/103	Terminal line-up diagram =V2PZ1PF1+V2UC61-XD11		12/1/2022	KMAFFRE	
&EXX/1	Summarized parts list : TS 35_7,5 - SIE.6ES7132-6BH01-0BA0		12/1/2022	KMAFFRE	
&EXX/2	Summarized parts list : SIE.6ES7136-6BA01-0CA0 - SIE.6EP4134-3AB00-2AY0		12/1/2022	KMAFFRE	
&EXX/3	Summarized parts list : SIE.6EP4134-0GB00-0AY0 - BAN.73085		12/2/2022	MKLEPADLO	
&EXX/4	Summarized parts list : BAN.73093 - SIE.8WD4420-5AD		12/5/2022	KMAFFRE	
&EXX/5	Summarized parts list : SIE.8WD4420-5AF - MURR.55339		12/5/2022	KMAFFRE	
&EXX/6	Summarized parts list : BAN.805371 - STGS-3D-3D		12/2/2022	MKLEPADLO	
&EXX/7	Summarized parts list : SIE.5SJ4120-7HG41 - TUN.1324644		12/2/2022	MKLEPADLO	
&EXX/8	Summarized parts list : BAN.Q4XTKLAF600-Q8 - A-B.802T-AMP		12/2/2022	MKLEPADLO	
&EYY/1	Terminal-strip overview : =KF0KF1+UC31-PC1 - =KF0WC4+UC31-XD14		9/21/2022	MKLEPADLO	
&EYY/2	Terminal-strip overview : =V1WC1+V1UC11-PE - =V1WC4+V1UC11-XD54		12/1/2022	KMAFFRE	
&EYY/3	Terminal-strip overview : =V1WC3+V1UC14-XD1 - =V1WC4+V1UC14-XD54		12/1/2022	KMAFFRE	
&EYY/4	Terminal-strip overview : =V1WC3+V1UC15-XD1 - =V1WC4+V1UC15-XD54		12/1/2022	KMAFFRE	
&EYY/5	Terminal-strip overview : =V1WC4+V1UC32-XD11 - =V1WC4+V1UC32-XD11		12/1/2022	KMAFFRE	
&EYY/6	Terminal-strip overview : =V1WC4+V1UC33-XD11 - =V1WC4+V1UC33-XD11		12/1/2022	KMAFFRE	
&EYY/7	Terminal-strip overview : =V1WC4+V1UC46-XD11 - =V1WC4+V1UC46-XD54.1		12/1/2022	KMAFFRE	
&EYY/8	Terminal-strip overview : =V1PZ1PF1+V1UC61-XD11 - =V1PZ1PF1+V1UC61-XD11		12/1/2022	KMAFFRE	
&EYY/9	Terminal-strip overview : =V1PZ1PF2+V1UC62-XD11 - =V1PZ1PF2+V1UC62-XD11		12/1/2022	KMAFFRE	
&EYY/10	Terminal-strip overview : =V1PZ1PF3+V1UC63-XD11 - =V1PZ1PF3+V1UC63-XD11		12/1/2022	KMAFFRE	
&EYY/11	Terminal-strip overview : =V1PZ1PF4+V1UC64-XD11 - =V1PZ1PF4+V1UC64-XD11		12/1/2022	KMAFFRE	
&EYY/12	Terminal-strip overview : =V1PZ1PF5+V1UC65-XD11 - =V1PZ1PF5+V1UC65-XD11		12/1/2022	KMAFFRE	
&EYY/13	Terminal-strip overview : =V1PZ1PF6+V1UC66-XD11 - =V1PZ1PF6+V1UC66-XD11		12/1/2022	KMAFFRE	
&EYY/14	Terminal-strip overview : =V1PZ1PF7+V1UC67-XD11 - =V1PZ1PF7+V1UC67-XD11		12/1/2022	KMAFFRE	

			Date	12/5/2022	Volvo Trucks North America	Valiant TMS	Table of contents : &ETT/93 - &EYY/14	Drawing name:	=		
			Ed.	KMAFFRE					+		
			Appr		P6700 Underbody Floor Skin - Cell 2V03			Document type:	Project nr:	Page	52
Modification	Date	Name	Original		Replacement of / Replaced by	Scale 1:1		EAB	22-16151		1721

Table of contents

Column X: An automatically generated page was edited

F06_001

Page	Page description	supplementary page field	Date	Edited by	X
&EYY/15	Terminal-strip overview : =V1PZ1PF8+V1UC68-XD11 - =V1PZ1PF8+V1UC68-XD11		12/1/2022	KMAFFRE	
&EYY/16	Terminal-strip overview : =V1PZ1PF9+V1UC69-XD11 - =V1PZ1PF9+V1UC69-XD11		12/1/2022	KMAFFRE	
&EYY/17	Terminal-strip overview : =V2WC3+V2UC14-XD1 - =V2WC4+V2UC14-XD54		12/1/2022	KMAFFRE	
&EYY/18	Terminal-strip overview : =V2WC4+V2UC46-XD11 - =V2WC4+V2UC46-XD54.1		12/1/2022	KMAFFRE	
&EYY/19	Terminal-strip overview : =V2PZ1PF1+V2UC61-XD11 - =V2PZ1PF1+V2UC61-XD11		12/1/2022	KMAFFRE	

			Date	12/2/2022	Volvo Trucks North America		Valiant TMS	Table of contents : &EYY/15 - &EYY/19	Drawing name:	=	
			Ed.	MKLEPADLO						+	
			Appr		P6700 Underbody Floor Skin - Cell 2V03				Document type:	Project nr:	Page 53
Modification	Date	Name	Original		Replacement of	Replaced by	Scale 1:1		EAB	22-16151	1721

MODIFIED DRAWINGS NOT REVISED IN THE ORIGINAL				DRAWINGS FOR REVISION			REPLACE AFTER REV. BY ORIGINAL		
DATE	SIGN.	DRAWING NR:	SHEET NR:	DATE	SIGN.	REV. AV	DATE	SIGN.	REV.

&EAB/53

2

1	2	3	4	5	6	7	8	9	10

LATEST REVISION

REV.	DATE	SIGN.	DRAWING NR:	SHEET NR:
1	2022-09-30	MKLEPADLO	&EFS=V1WR1UQ51KF1+V1WR1UQ51	2,6
1	2022-09-30	MKLEPADLO	&EFS=V1WR1UQ51KF2+V1WR1UQ51	2
1	2022-09-30	MKLEPADLO	&EFS=V1WR1UQ51UQ4+V1WR1UQ51UQ4	1
1	2022-09-30	MKLEPADLO	&EFS=V1WR1UQ51UQ5+V1WR1UQ51UQ5	1
1	2022-09-30	MKLEPADLO	&EFS=V1WR1UQ51UQ6+V1WR1UQ51UQ6	1
1	2022-09-30	MKLEPADLO	&EFS=V1WR1UQ51UQ7+V1WR1UQ51UQ7	1
1	2022-09-30	MKLEPADLO	&EFS=V1WR1UQ51UQ8+V1WR1UQ51UQ8	1
1	2022-09-30	MKLEPADLO	&EFS=V1WR1UQ51UQ9+V1WR1UQ51UQ9	1

1 3

			Date	10/1/2022	Volvo Trucks North America		Valiant TMS	Amendment page	Drawing name: =2V03&EFS-EL	=	
			Ed.	MKLEPADLO						+	
			Appr		P6700 Underbody Floor Skin - Cell 2V03				Document type: EAZ	Project nr: 22-16151	Page 2
Modification	Date	Name	Original		Replacement of	Replaced by	Scale 1:10				1721

1	2	3	4	5	6	7	8	9	10

LATEST REVISION

REV.	DATE	SIGN.	DRAWING NR:	SHEET NR:
2	2022-10-19	KMAFFRE	&EFS=KH3+KH3	1,2
2	2022-10-19	KMAFFRE	&EFS=KH0+KH0	5,6
2	2022-10-19	KMAFFRE	&EFS=V1KF1+V1UC11	12
2	2022-10-19	KMAFFRE	&EFS=V1KF1+V1UC14	2
2	2022-10-19	KMAFFRE	&EFS=V1PF1WC3+V1PF1UC01	1
2	2022-10-19	KMAFFRE	&EFS=V1WC3+V1UC11	3,4,5
2	2022-10-19	KMAFFRE	&EFS=V1WC4+V1UC11	5
2	2022-10-19	KMAFFRE	&EFS=V2KF1+V2UC14	9
2	2022-10-19	KMAFFRE	&EFS=V2WC4+V2UC14	8

2 4

			Date	10/21/2022	Volvo Trucks North America	Valiant TMS	Amendment page	Drawing name: =2V03&EFS-EL	=
			Ed.	KMAFFRE					+
			Appr		P6700 Underbody Floor Skin - Cell 2V03			Document type: EAZ	Project nr: 22-16151	Page 3
Modification	Date	Name	Original		Replacement of / Replaced by	Scale 1:10				1721

1	2	3	4	5	6	7	8	9	10

LATEST REVISION

REV.	DATE	SIGN.	DRAWING NR:	SHEET NR:
3	2022-10-27	MKLEPADLO	&EFS=V1WR1UQ51BG0+V1WR1UQ51	1,2,3
3	2022-10-27	MKLEPADLO	&EFS=V1WR1UQ51KF1+V1WR1UQ51	4,5

3 5

			Date	10/27/2022	Volvo Trucks North America	Valiant TMS	Amendment page	Drawing name: =2V03&EFS-EL	=
			Ed.	MKLEPADLO					+
			Appr		P6700 Underbody Floor Skin - Cell 2V03			Document type: EAZ	Project nr: 22-16151	Page 4
Modification	Date	Name	Original		Replacement of / Replaced by	Scale 1:10				1721

1	2	3	4	5	6	7	8	9	10

LATEST REVISION

REV.	DATE	SIGN.	DRAWING NR:	SHEET NR:
4	2022-11-01	KMAFFRE	&EFS=KH0+KH0	1,2,3,4,5
4	2022-11-01	KMAFFRE	&EFS=V1FQ1+V1FQ1	26
4	2022-11-01	KMAFFRE	&EFS=V1KF1+V1UC14	12
4	2022-11-01	KMAFFRE	&EFS=V1WC4+V1UC14	7
4	2022-11-01	KMAFFRE	&EFS=V2KF1+V2UC14	9
4	2022-11-01	KMAFFRE	&EFS=V2WC4+V2UC14	8
4	2022-11-15	KMAFFRE	&EFS=V1WR1UQ52KF1+V1WR1UQ52	2,5
4	2022-11-15	KMAFFRE	&EFS=V1WR1UQ52KF2+V1WR1UQ52	1,4
4	2022-11-15	KMAFFRE	&EFS=V1WR1UQ52UQ7+V1WR1UQ52UQ7	1
4	2022-11-15	KMAFFRE	&EFS=V1WR1UQ52UQ20+V1WR1UQ52UQ20	1

4 6

			Date	11/15/2022	Volvo Trucks North America		Valiant TMS	Amendment page	Drawing name: =2V03&EFS-EL	=	
			Ed.	KMAFFRE						+	
			Appr		P6700 Underbody Floor Skin - Cell 2V03		Scale 1:10		Document type: EAZ	Project nr: 22-16151	Page 5
Modification	Date	Name	Original		Replacement of	Replaced by					1721

1	2	3	4	5	6	7	8	9	10

LATEST REVISION

REV.	DATE	SIGN.	DRAWING NR:	SHEET NR:
5	2022-11-29	KMAFFRE	&EFS=V1WC3+V1UC11	4,5
5	2022-11-29	KMAFFRE	&EFS=V1KF1+V1UC11	12
5	2022-11-29	KMAFFRE	&EFS=V2LB1NB1WC3+V2LB1WC3	1
5	2022-12-01	KMAFFRE	&EFS=V2KF1+V2UC14	10
5	2022-12-01	KMAFFRE	&EFS=V2PZ1PF1+V2UC61	1
5	2022-12-01	KMAFFRE	&EFS=V2WC4+V2UC14	9
5	2022-12-01	KMAFFRE	&ELU=V2PZ1PF1+V2UC61	1,2

5 &EFA=FQ99V1+V1/1

			Date	12/1/2022	Volvo Trucks North America	Valiant TMS	Amendment page	Drawing name: =2V03&EFS-EL	=
			Ed.	KMAFFRE					+
			Appr		P6700 Underbody Floor Skin - Cell 2V03			Document type: EAZ	Project nr: 22-16151
Modification	Date	Name	Original		Replacement of / Replaced by	Scale 1:10			Page 6 / 1721

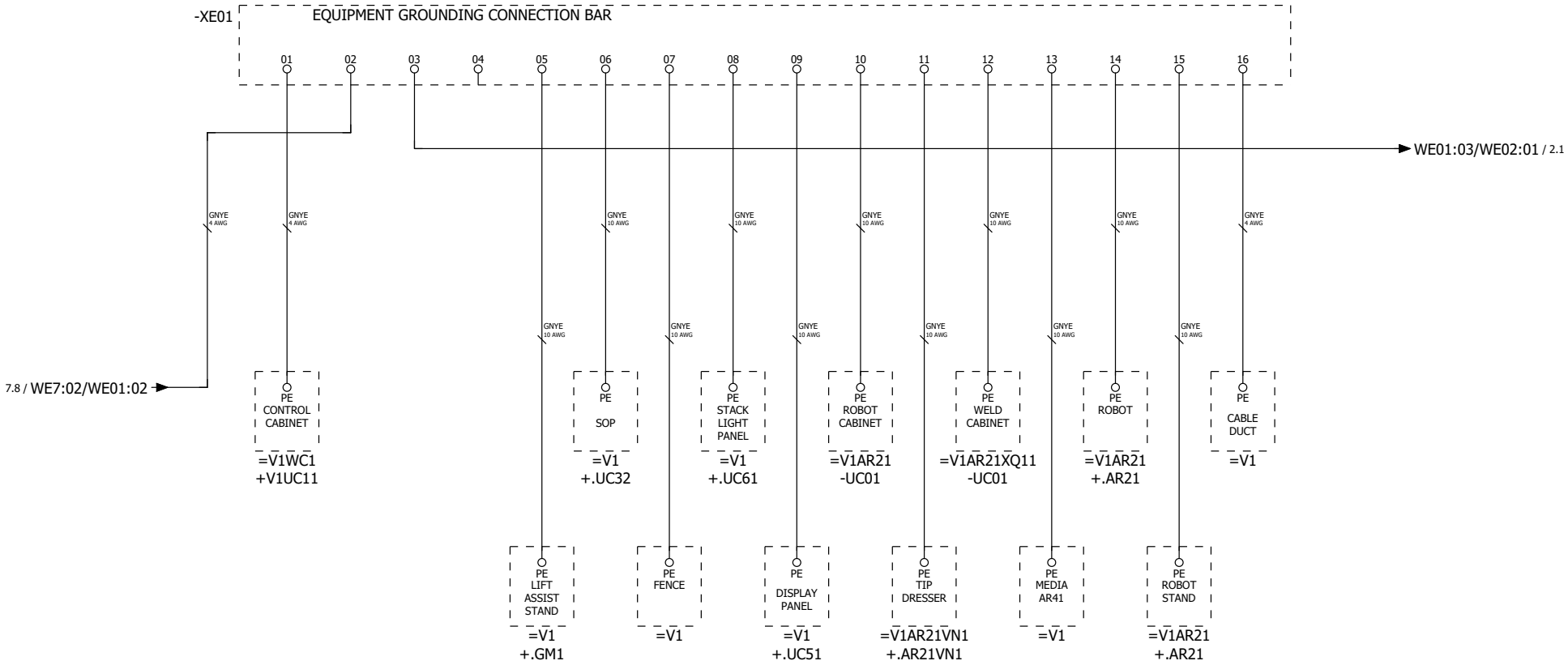
-XE01
EQUIPMENT GROUNDING CONNECTION BAR
01 02 03 04 05 06 07 08 09 10 11 12 13 14 15 16
WE01:03/WE02:01 / 2.1
7.8 / WE7:02/WE01:02
GNYE 4 AWG
GNYE 10 AWG
PE CONTROL CABINET
=V1WC1 +V1UC11
PE SOP
=V1 +.UC32
PE STACK LIGHT PANEL
=V1 +.UC61
PE ROBOT CABINET
=V1AR21 -UC01
PE WELD CABINET
=V1AR21XQ11 -UC01
PE ROBOT
=V1AR21 +.AR21
PE CABLE DUCT
=V1
PE LIFT ASSIST STAND
=V1 +.GM1
PE FENCE
=V1
PE DISPLAY PANEL
=V1 +.UC51
PE TIP DRESSER
=V1AR21VN1 +.AR21VN1
PE MEDIA AR41
=V1
PE ROBOT STAND
=V1AR21 +.AR21

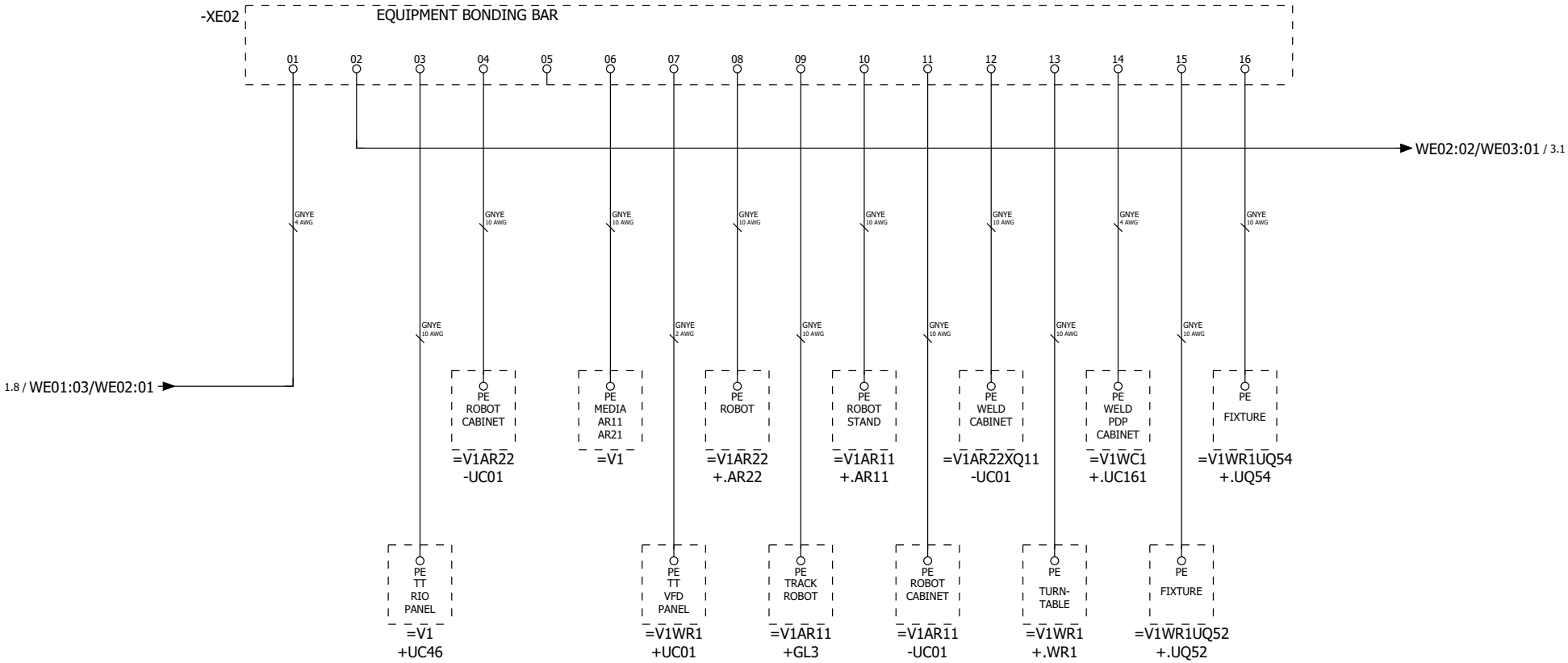

1 3

			Date	12/2/2022	Volvo Trucks North America	Valiant TMS	EQUIPMENT BONDING	Drawing name: =2V03&EFS-EL	= FQ99V1	
			Ed.	MKLEPADLO					+ V1	
			Appr		P6700 Underbody Floor Skin - Cell 2V03			Document type: EFA	Project nr: 22-16151	Page 2
Modification	Date	Name	Original		Replacement of / Replaced by	Scale 1:1				1721



			Date	12/2/2022	Volvo Trucks North America	Valiant TMS	EQUIPMENT BONDING	Drawing name: =2V03&EFS-EL	= FQ99V1	
			Ed.	MKLEPADLO					+ V1	
			Appr		P6700 Underbody Floor Skin - Cell 2V03	Scale 1:1		Document type: EFA	Project nr: 22-16151	Page 3
Modification	Date	Name	Original		Replacement of / Replaced by					1721

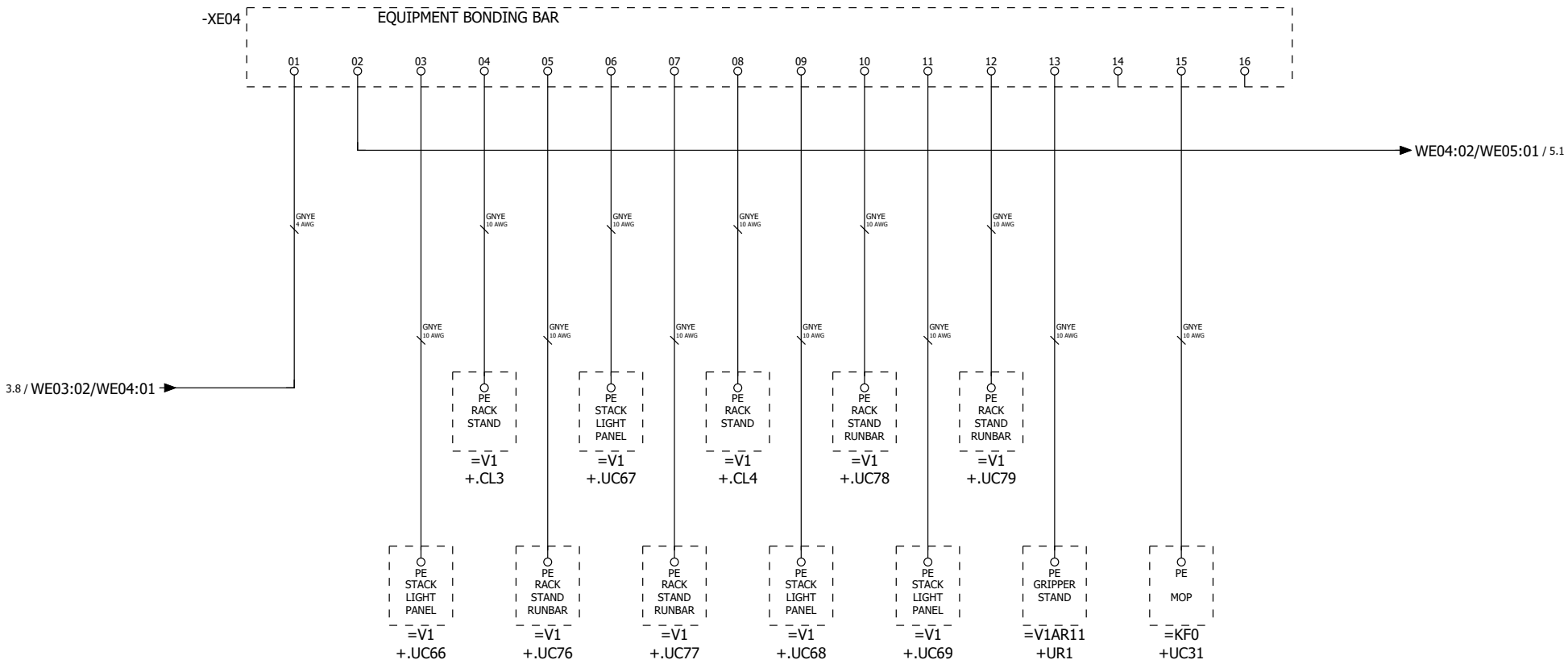

			Date	9/22/2022	Volvo Trucks North America		Valiant TMS	EQUIPMENT BONDING	Drawing name: =2V03&EFS-EL		= FQ99V1
			Ed.	MKLEPADLO							+ V1
			Appr		P6700 Underbody Floor Skin - Cell 2V03				Document type: EFA	Project nr: 22-16151	Page 4
Modification	Date	Name	Original		Replacement of	Replaced by	Scale 1:1				1721

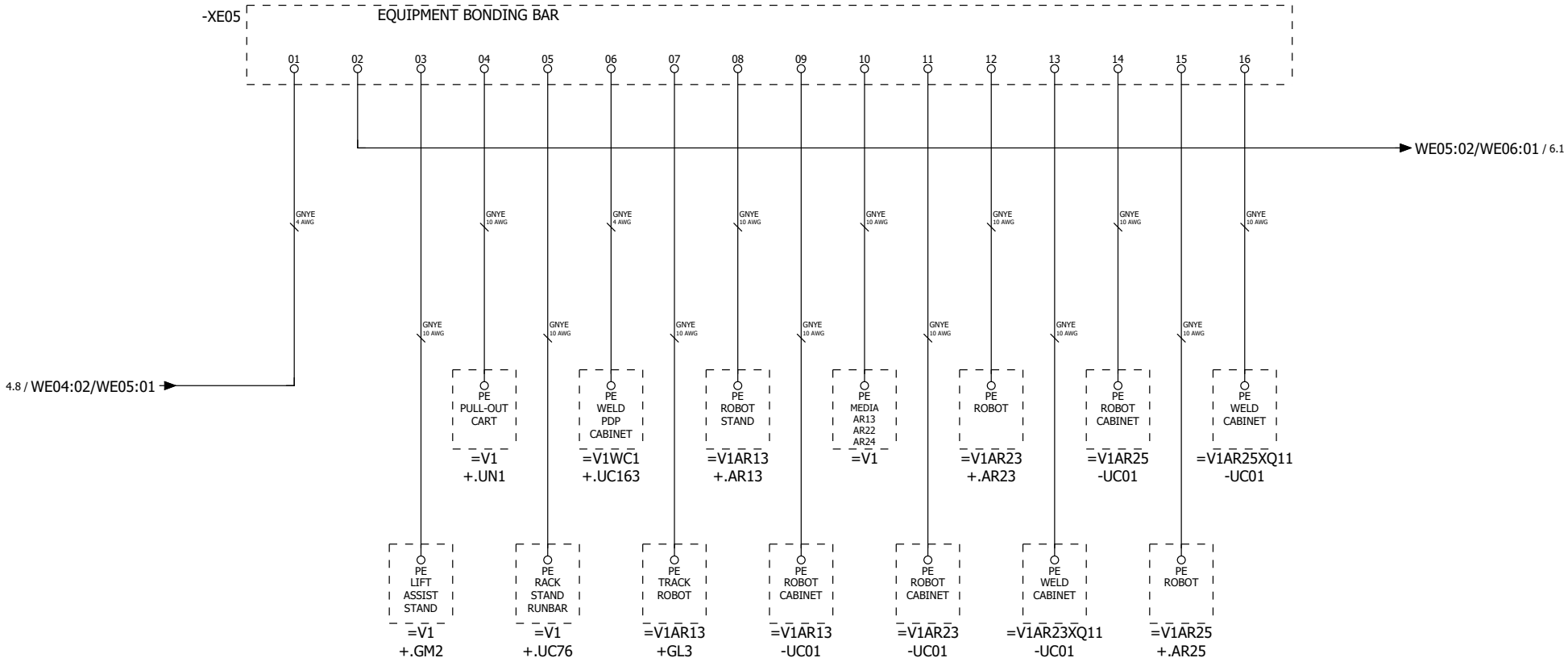

			Date	12/2/2022	Volvo Trucks North America	Valiant TMS	EQUIPMENT BONDING	Drawing name: =2V03&EFS-EL	= FQ99V1	
			Ed.	MKLEPADLO					+ V1	
			Appr		P6700 Underbody Floor Skin - Cell 2V03	Scale 1:1		Document type: EFA	Project nr: 22-16151	Page 5
Modification	Date	Name	Original		Replacement of / Replaced by					1721

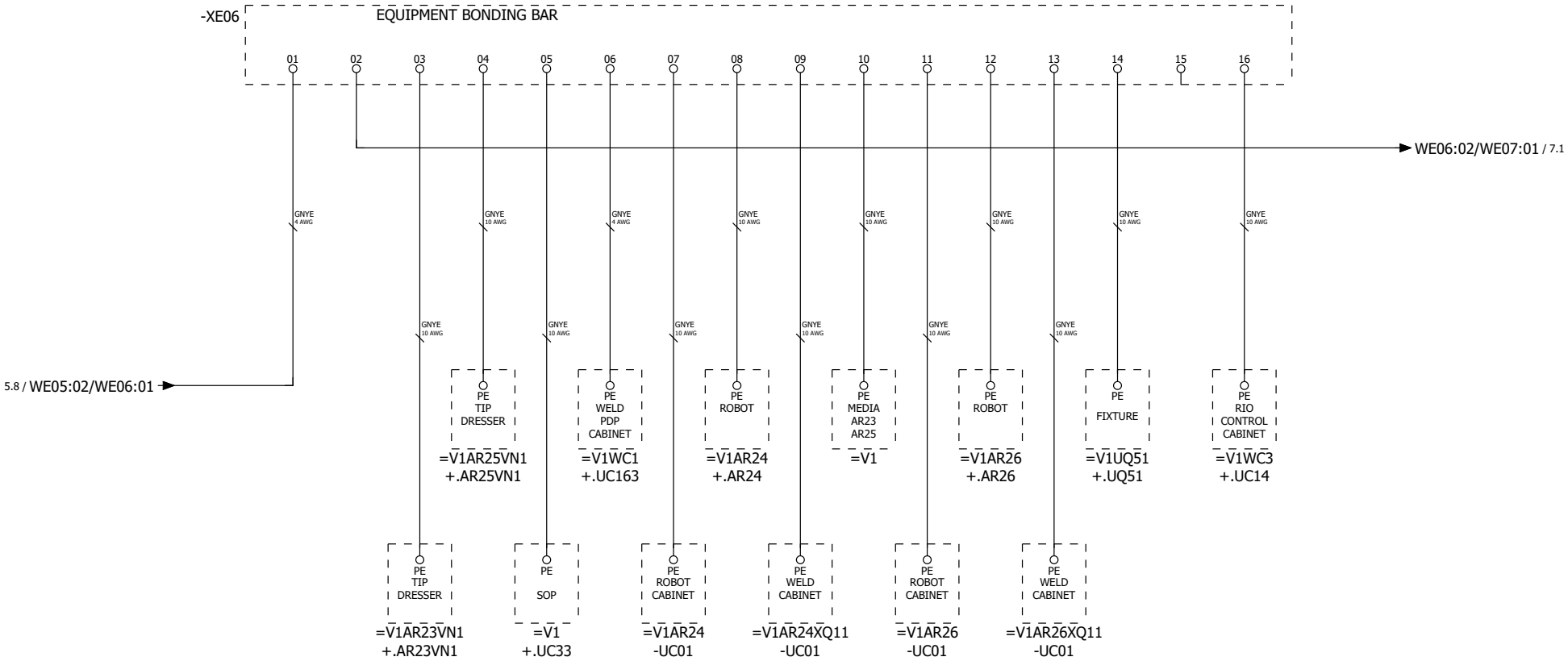

			Date	12/2/2022	Volvo Trucks North America		Valiant TMS	EQUIPMENT BONDING	Drawing name: =2V03&EFS-EL	= FQ99V1	
			Ed.	MKLEPADLO						+ V1	
			Appr		P6700 Underbody Floor Skin - Cell 2V03				Document type: EFA	Project nr: 22-16151	Page 6
Modification	Date	Name	Original		Replacement of	Replaced by	Scale 1:1				1721

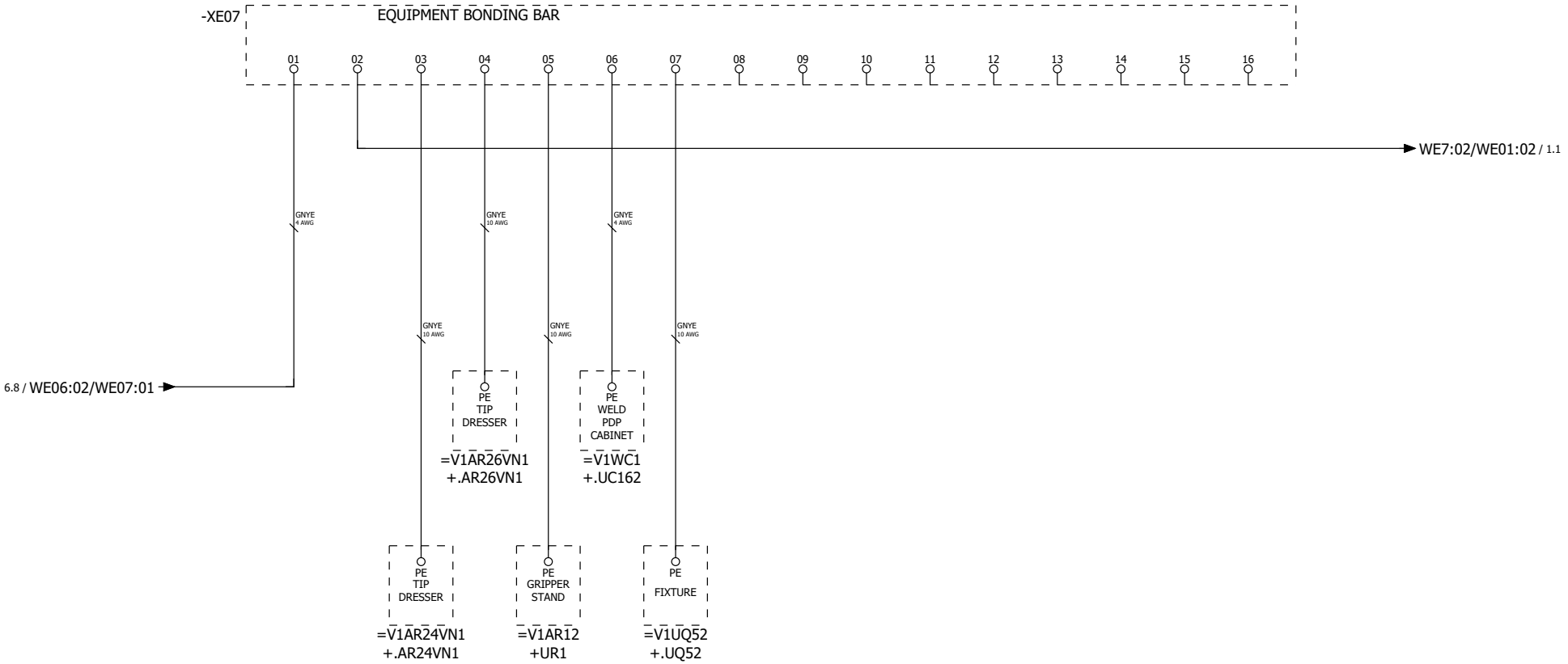

=FQ99V2+V2/1

			Date	12/2/2022	Volvo Trucks North America	Valiant TMS	EQUIPMENT BONDING	Drawing name: =2V03&EFS-EL	= FQ99V1
			Ed.	MKLEPADLO					+ V1
			Appr		P6700 Underbody Floor Skin - Cell 2V03	Scale 1:1		Document type: EFA	Project nr: 22-16151
Modification	Date	Name	Original		Replacement of / Replaced by				Page 7 / 1721

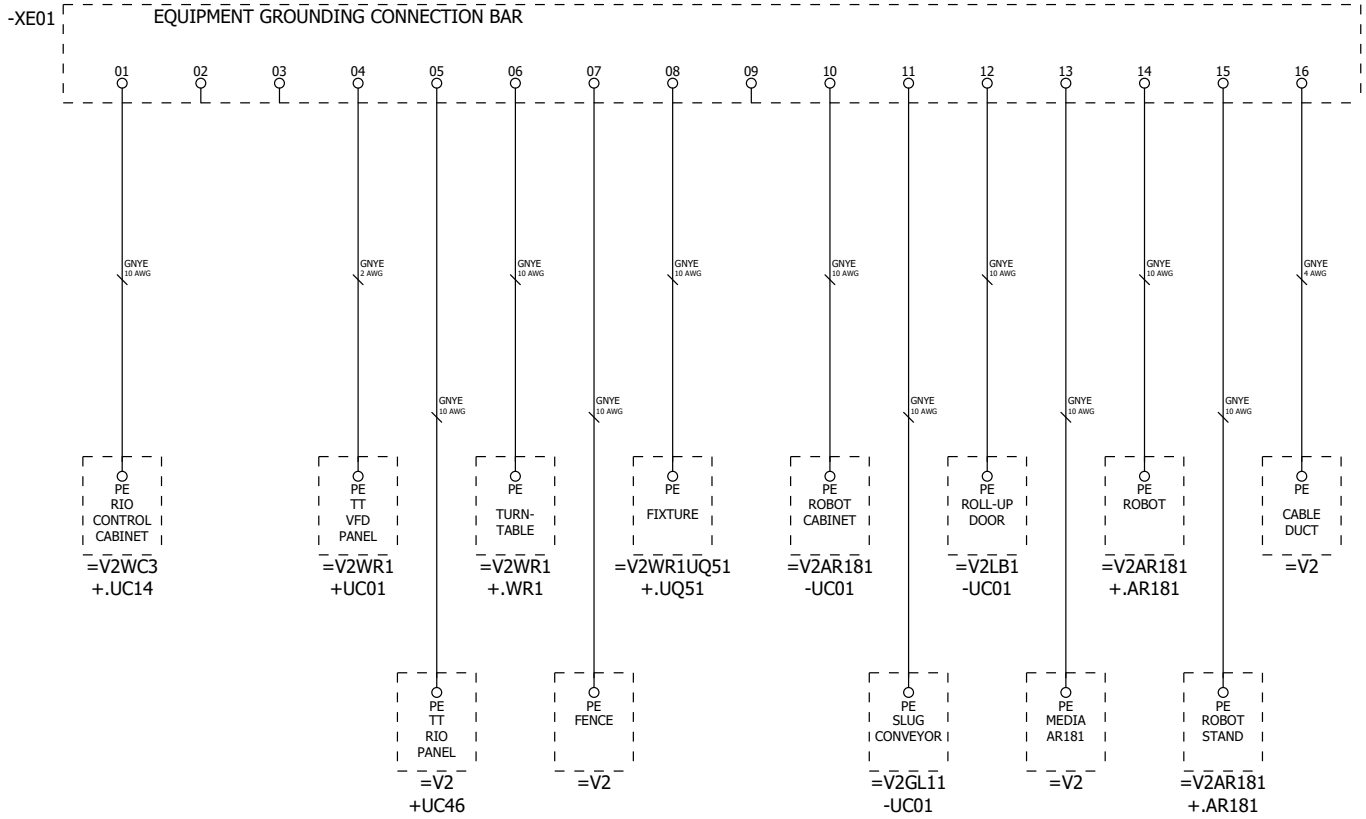

=FQ99V1+V1/7

&EFS=FQ0V1SF1S01+V1UC32/1

			Date	9/22/2022	Volvo Trucks North America	Valiant TMS	EQUIPMENT BONDING	Drawing name: =2V03&EFS-EL	= FQ99V2	
			Ed.	MKLEPADLO					+ V2	
			Appr		P6700 Underbody Floor Skin - Cell 2V03			Document type: EFA	Project nr: 22-16151	Page 1
Modification	Date	Name	Original		Replacement of / Replaced by	Scale 1:1				1721

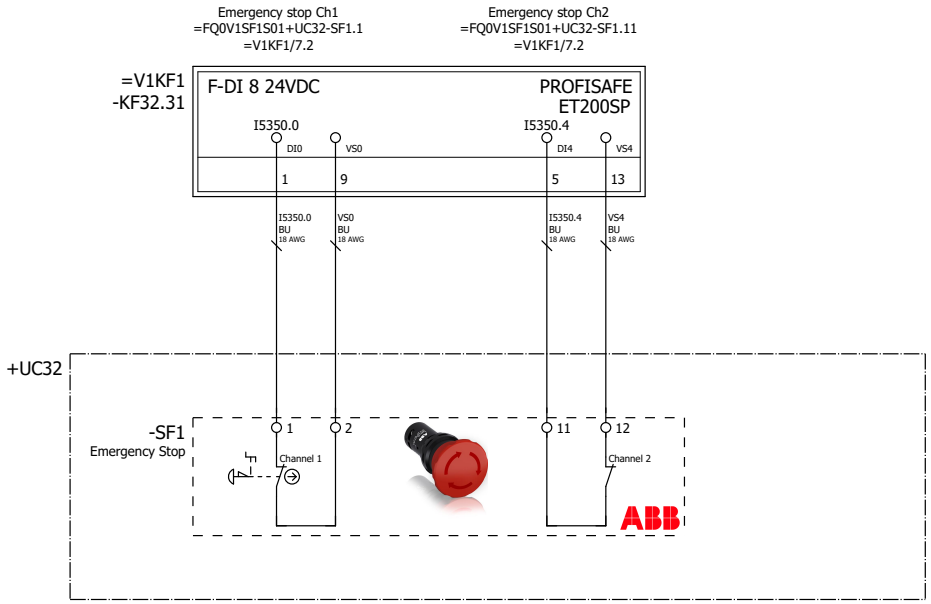

&EFA=FQ99V2+V2/1

+.UC33/1

			Date	9/22/2022	Volvo Trucks North America		Valiant TMS	Emergency stop +V1SF1S01UC32	Drawing name: =2V03&EFS-EL	= FQ0V1SF1S01
			Ed.	MKLEPADLO						+ V1UC32
			Appr		P6700 Underbody Floor Skin - Cell 2V03				Document type: EFS	Project nr: 22-16151
Modification	Date	Name	Original		Replacement of	Replaced by	Scale 1:1			Page 1 / 1721

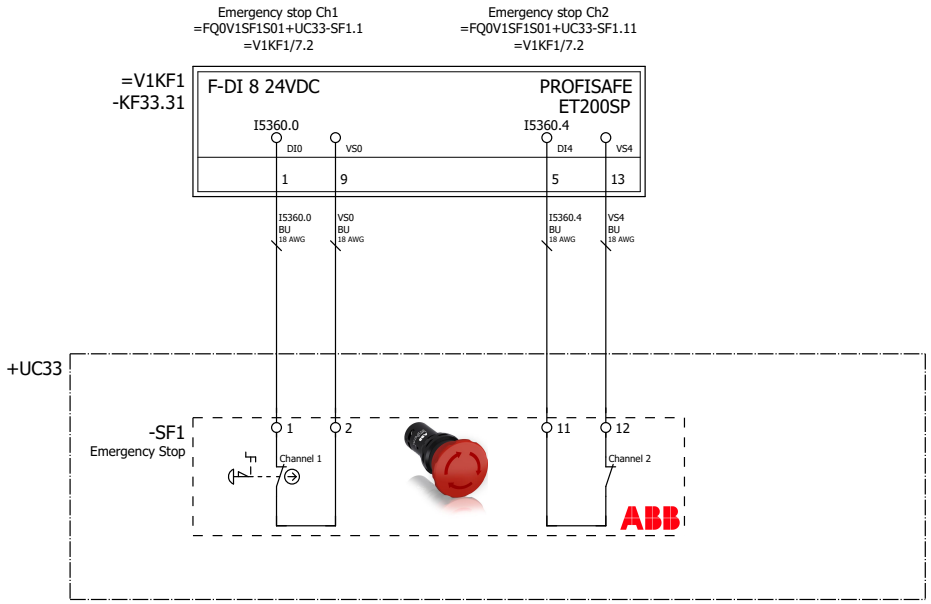

+.UC32/1

=KF0FQ0+UC31/1

			Date	9/22/2022	Volvo Trucks North America		Valiant TMS	Emergency stop +V1SF1S01UC33	Drawing name: =2V03&EFS-EL	= FQ0V1SF1S01
			Ed.	MKLEPADLO						+ V1UC33
			Appr		P6700 Underbody Floor Skin - Cell 2V03		Scale 1:1		Document type: EFS	Project nr: 22-16151
Modification	Date	Name	Original		Replacement of	Replaced by				Page 1 / 1721

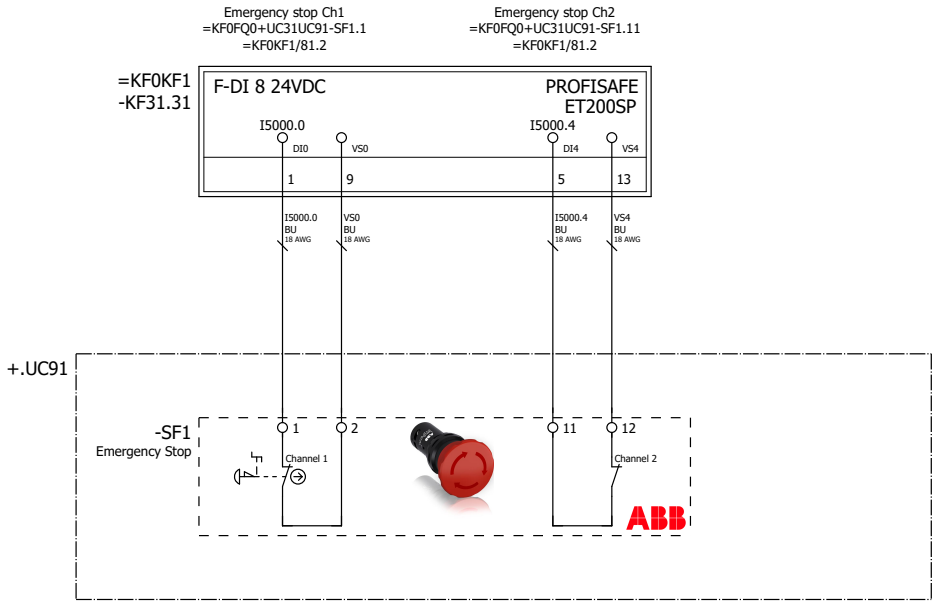

=FQ0V1SF1S01+V1UC33/1

=KF0KF1/1

			Date	9/22/2022	Volvo Trucks North America		Valiant TMS	Operating box UC91 MOP	Drawing name: =2V03&EFS-EL	= KF0FQ0
			Ed.	MKLEPADLO						+ UC31
			Appr		P6700 Underbody Floor Skin - Cell 2V03				Document type: EFS	Project nr: 22-16151
Modification	Date	Name	Original		Replacement of	Replaced by	Scale 1:1			Page 1 / 1721

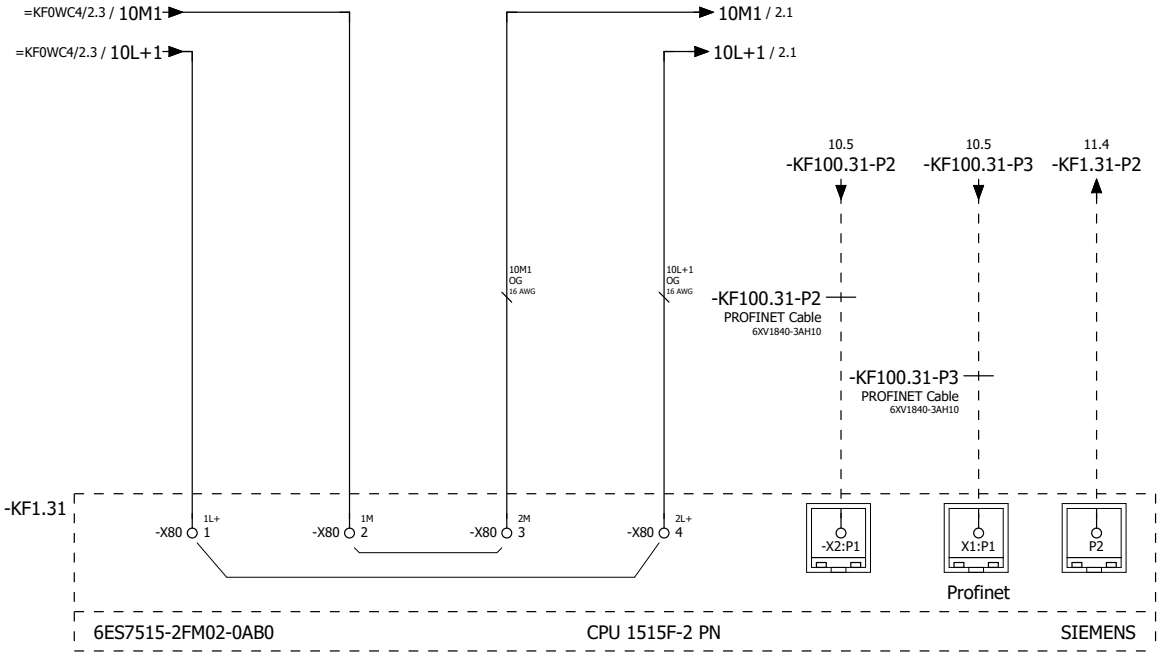

=KF0FQ0/1

2

			Date	9/22/2022	Volvo Trucks North America		Valiant TMS	CPU 1515-F-2PN, Failsafe	Drawing name: =2V03&EFS-EL	= KF0KF1
			Ed.	MKLEPADLO						+ UC31
			Appr		P6700 Underbody Floor Skin - Cell 2V03		Scale 1:1		Document type: EFS	Project nr: 22-16151
Modification	Date	Name	Original		Replacement of	Replaced by				Page 1 / 1721

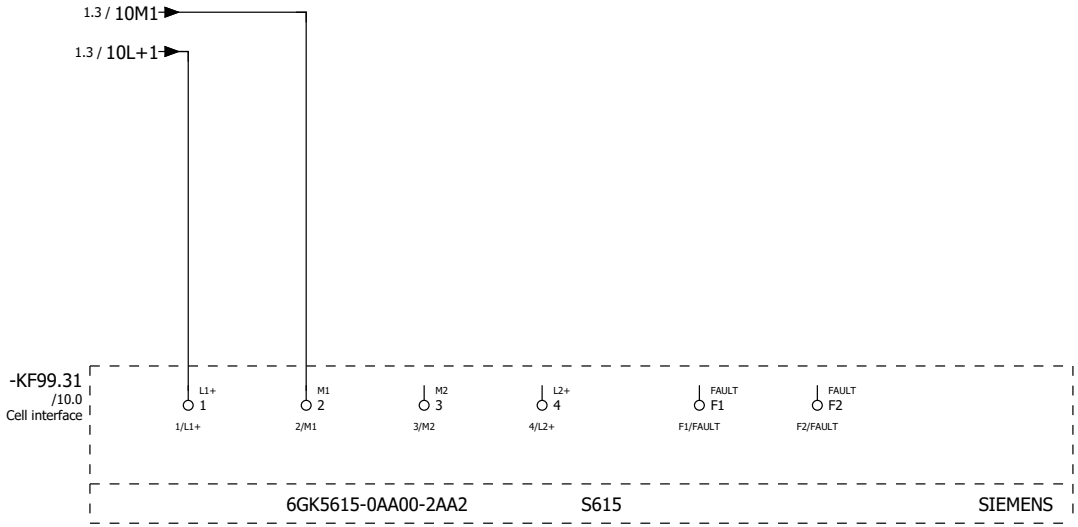

1 3

			Date	9/22/2022	Volvo Trucks North America		Valiant TMS	Cell interface S615	Drawing name: =2V03&EFS-EL	= KF0KF1	
			Ed.	MKLEPADLO						+ UC31	
			Appr		P6700 Underbody Floor Skin - Cell 2V03				Document type: EFS	Project nr: 22-16151	Page 2
Modification	Date	Name	Original		Replacement of	Replaced by	Scale 1:1				1721

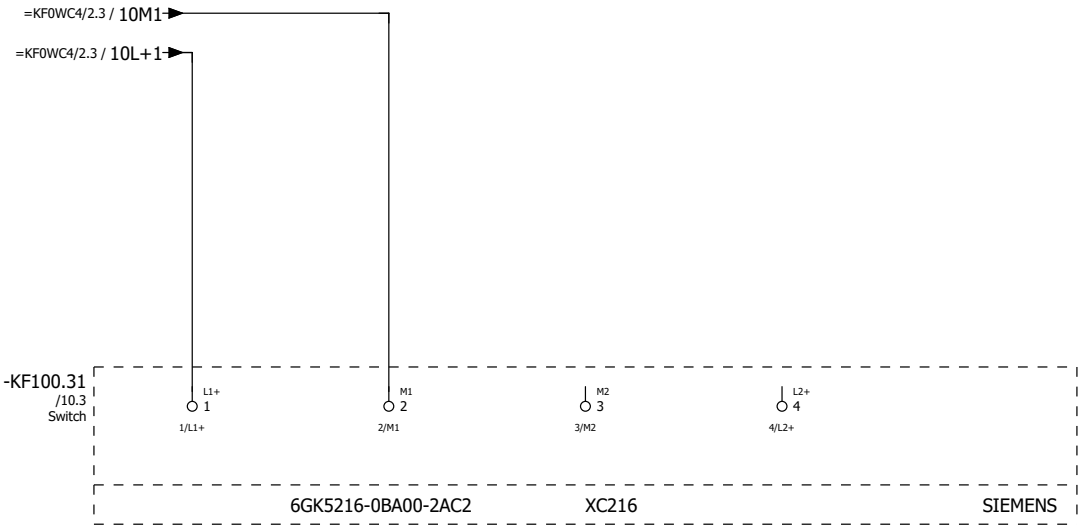

			Date	9/22/2022	Volvo Trucks North America		Valiant TMS	Switch, Scalance XC216	Drawing name: =2V03&EFS-EL	= KF0KF1	
			Ed.	MKLEPADLO						+ UC31	
			Appr		P6700 Underbody Floor Skin - Cell 2V03				Document type: EFS	Project nr: 22-16151	Page 3
Modification	Date	Name	Original		Replacement of	Replaced by	Scale 1:1				1721

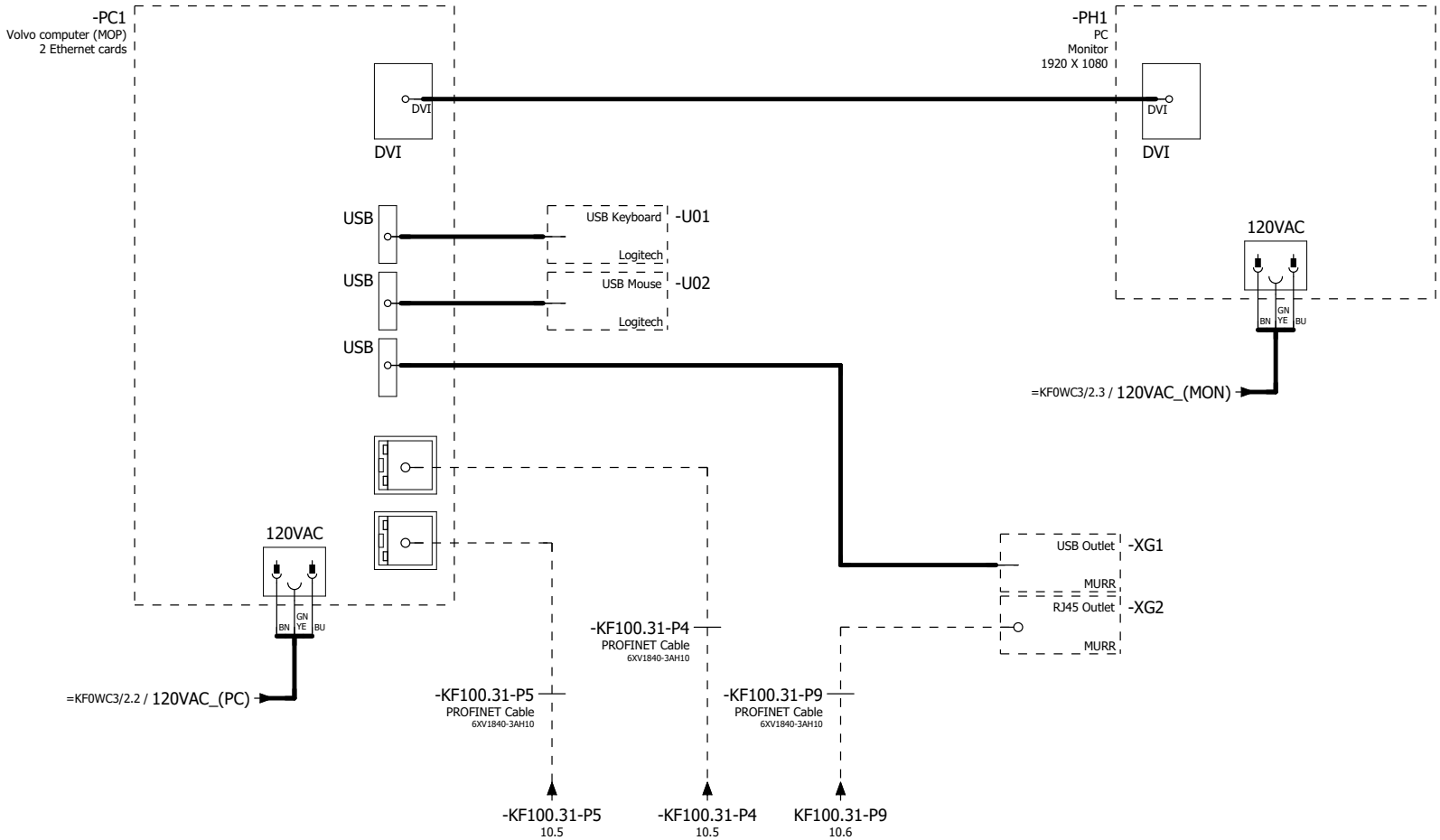

			Date	9/22/2022	Volvo Trucks North America		Valiant TMS	MOP, PC	Drawing name: =2V03&EFS-EL	= KF0KF1	
			Ed.	MKLEPADLO						+ UC31	
			Appr		P6700 Underbody Floor Skin - Cell 2V03				Document type: EFS	Project nr: 22-16151	Page 6
Modification	Date	Name	Original		Replacement of	Replaced by	Scale 1:1				1721

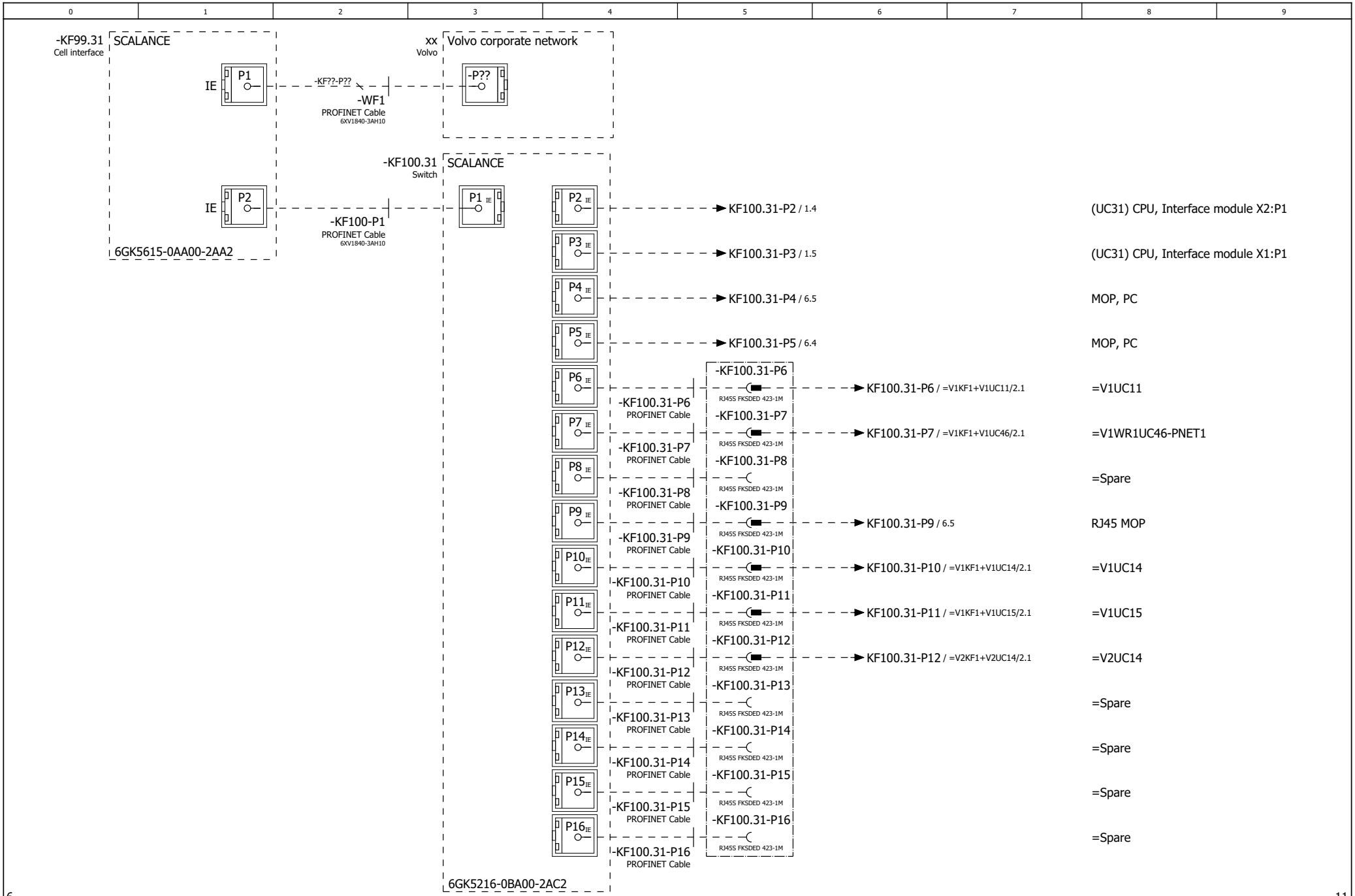

6 11

			Date	9/22/2022	Volvo Trucks North America	Valiant TMS	Network overview	Drawing name: =2V03&EFS-EL	= KF0KF1 + UC31
			Ed.	MKLEPADLO	P6700 Underbody Floor Skin - Cell 2V03				
			Appr					Document type: EFS	Project nr: 22-16151
Modification	Date	Name	Original		Replacement of / Replaced by	Scale 1:1			Page 10 / 1721



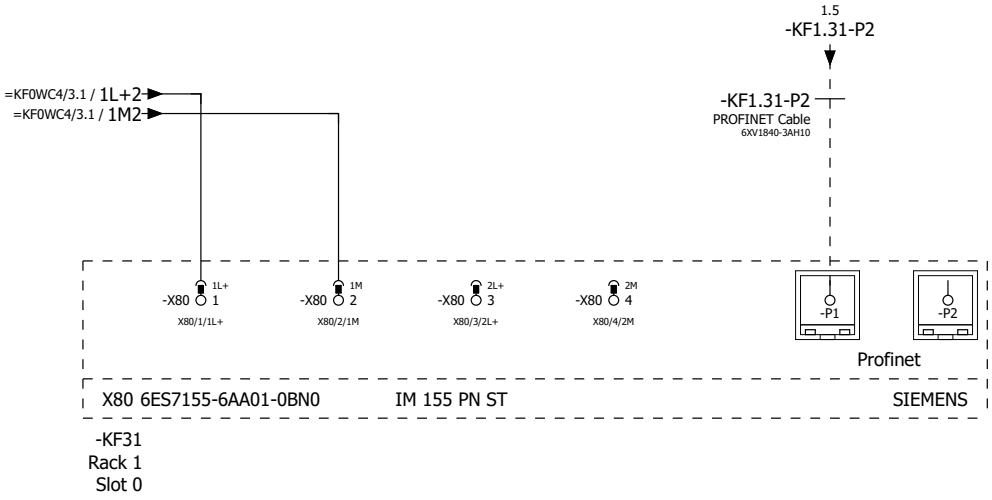

			Date	9/22/2022	Volvo Trucks North America		Valiant TMS	IM 155 PN	Drawing name: =2V03&EFS-EL	= KF0KF1
			Ed.	MKLEPADLO						+ UC31
			Appr		P6700 Underbody Floor Skin - Cell 2V03				Document type: EFS	Project nr: 22-16151
Modification	Date	Name	Original		Replacement of	Replaced by	Scale 1:1			Page 11 / 1721

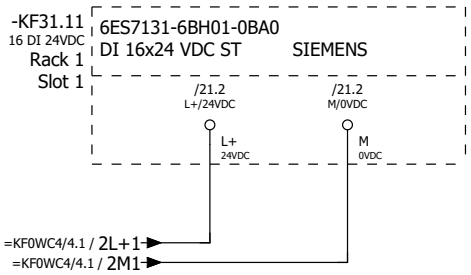

11 14

			Date	9/22/2022	Volvo Trucks North America	Valiant TMS	ET200S Wiring DI	Drawing name: =2V03&EFS-EL	= KF0KF1	
			Ed.	MKLEPADLO					+ UC31	
			Appr		P6700 Underbody Floor Skin - Cell 2V03			Document type: EFS	Project nr: 22-16151	Page 12
Modification	Date	Name	Original		Replacement of / Replaced by	Scale 1:1				1721

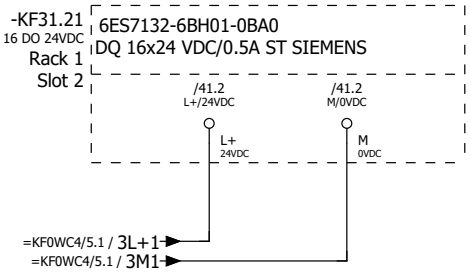

			Date	9/22/2022	Volvo Trucks North America		Valiant TMS	ET200S Wiring DO	Drawing name: =2V03&EFS-EL	= KF0KF1	
			Ed.	MKLEPADLO						+ UC31	
			Appr		P6700 Underbody Floor Skin - Cell 2V03				Document type: EFS	Project nr: 22-16151	Page 14
Modification	Date	Name	Original		Replacement of	Replaced by	Scale 1:1				1721

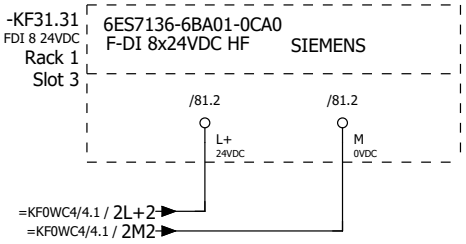

			Date	9/22/2022	Volvo Trucks North America		Valiant TMS	ET200S Wiring F-DI	Drawing name: =2V03&EFS-EL	= KF0KF1	
			Ed.	MKLEPADLO						+ UC31	
			Appr		P6700 Underbody Floor Skin - Cell 2V03				Document type: EFS	Project nr: 22-16151	Page 18
Modification	Date	Name	Original		Replacement of	Replaced by	Scale 1:1				1721

0	1	2	3	4	5	6	7	8	9

-KF31.11

ET 200SP SIEMENS
DI 16x24 VDC ST

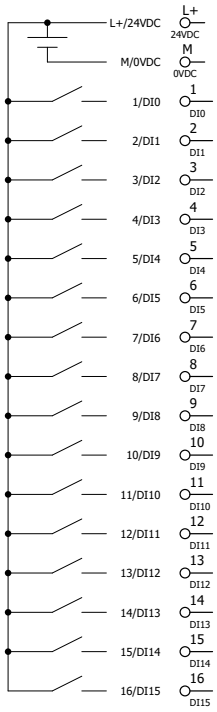

6ES7131-6BH01-0BA0

/12.1				
/12.2				
=KF0SF1/2.2	=KF0SF1+UC31UC92-SF1_I	Emergency stop tripped/reset PB		
=KF0SF1/2.5	=KF0SF1+UC31UC92-SF2_I	Enable power PB		
=KF0SF1/2.7	=KF0SF1+UC31UC92-SF3_I	Start auto PB		
=KF0SF1/2.7	=KF0SF1+UC31UC92-SF4_I	Man/Auto Sel Switch		
=KF0SF1/1.5	=KF0SF1+UC31UC91-SF5_I	Work PB		
=KF0SF1/1.2	=KF0SF1+UC31UC91-SF6_I	Home PB		
	I00.6	Spare		
	I00.7	Spare		
=KF0WC4/2.6	=K0WC4-GA1.1	UPS Battery		
=KF0WC4/2.7	=K0WC4-GA1.2	UPS Alarm		
=KF0WC3/3.2	=KF0WC3+UC31-FC1	Monitoring 120 VAC		
=KF0WC3/3.4	=KF0WC3+UC31-FC2	Monitoring 120 VAC		
=KF0WC4/1.3	=KF0WC4+UC31-FC11_I	Monitoring 24 VDC		
	I01.5	Spare		
	I01.6	Spare		
	I01.7	Spare		

-KF31.21

ET 200SP SIEMENS
DQ 16x24 VDC/0.5A ST

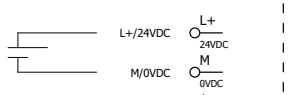

L+/24VDC	L+ 24VDC		/14.1		
M/0VDC	M 0VDC		/14.2		
1/DQ0	1 DQ0	Q00.0	=KF0SF1/2.3	=KF0SF1+UC31UC92-PF1_Q	Emergency stop tripped/reset LT
2/DQ1	2 DQ1	Q00.1	=KF0SF1/2.8	=KF0SF1+UC31UC92-PF3_Q	Start auto LT
3/DQ2	3 DQ2	Q00.2		Q00.2	Spare
4/DQ3	4 DQ3	Q00.3		Q00.3	Spare
5/DQ4	5 DQ4	Q00.4		Q00.4	Spare
6/DQ5	6 DQ5	Q00.5		Q00.5	Spare
7/DQ6	7 DQ6	Q00.6		Q00.6	Spare
8/DQ7	8 DQ7	Q00.7		Q00.7	Spare
9/DQ8	9 DQ8	Q01.0	=KF0PZ1/1.3	=KF0PZ1+UC31-PF1_1	Indication column Green
10/DQ9	10 DQ9	Q01.1	=KF0PZ1/1.3	=KF0PZ1+UC31-PF1_2	Indication column Red
11/DQ10	11 DQ10	Q01.2	=KF0PZ1/1.4	=KF0PZ1+UC31-PF1_3	Indication column Siren
12/DQ11	12 DQ11	Q01.3		Q01.3	Spare
13/DQ12	13 DQ12	Q01.4		Q01.4	Spare
14/DQ13	14 DQ13	Q01.5		Q01.5	Spare
15/DQ14	15 DQ14	Q01.6		Q01.6	Spare
16/DQ15	16 DQ15	Q01.7		Q01.7	Spare

6ES7132-6BH01-0BA0

			Date	9/21/2022	Volvo Trucks North America		Valiant TMS	ET200S Cross-reference Output module	Drawing name: =2V03&EFS-EL	= KF0KF1
			Ed.	MKLEPADLO						+ UC31
			Appr		P6700 Underbody Floor Skin - Cell 2V03				Document type: EFS	Project nr: 22-16151
Modification	Date	Name	Original		Replacement of	Replaced by	Scale 1:1			Page 41 / 1721

-KF31.31
/18.0

ET 200SP SIEMENS
F-DI 8x24VDC HF

L+ 24VDC		/18.1			
M 0VDC		/18.2			
1 DI0	I5000.0	=KF0FQ0/1.3	=KF0FQ0+UC31UC91-SF1.1	Emergency stop Ch1	
9 VS0		=KF0FQ0/1.3			
2 DI1	I5000.1		I5000.1	Spare	
10 VS1					
3 DI2	I5000.2		I5000.2	Spare	
11 VS2					
4 DI3	I5000.3		I5000.3	Spare	
12 VS3					
5 DI4	I5000.4	=KF0FQ0/1.4	=KF0FQ0+UC31UC91-SF1.11	Emergency stop Ch2	
13 VS4		=KF0FQ0/1.4			
6 DI5	I5000.5		I5000.5	Spare	
14 VS5					
7 DI6	I5000.6		I5000.6	Spare	
15 VS6					
8 DI7	I5000.7		I5000.7	Spare	
16 VS7					

6ES7136-6BA01-0CA0

			Date	9/21/2022	Volvo Trucks North America	Valiant TMS	ET200S Cross-reference Safe input module	Drawing name: =2V03&EFS-EL	= KF0KF1	
			Ed.	MKLEPADLO					+ UC31	
			Appr		P6700 Underbody Floor Skin - Cell 2V03			Document type: EFS	Project nr: 22-16151	Page 81
Modification	Date	Name	Original		Replacement of / Replaced by	Scale 1:1				1721

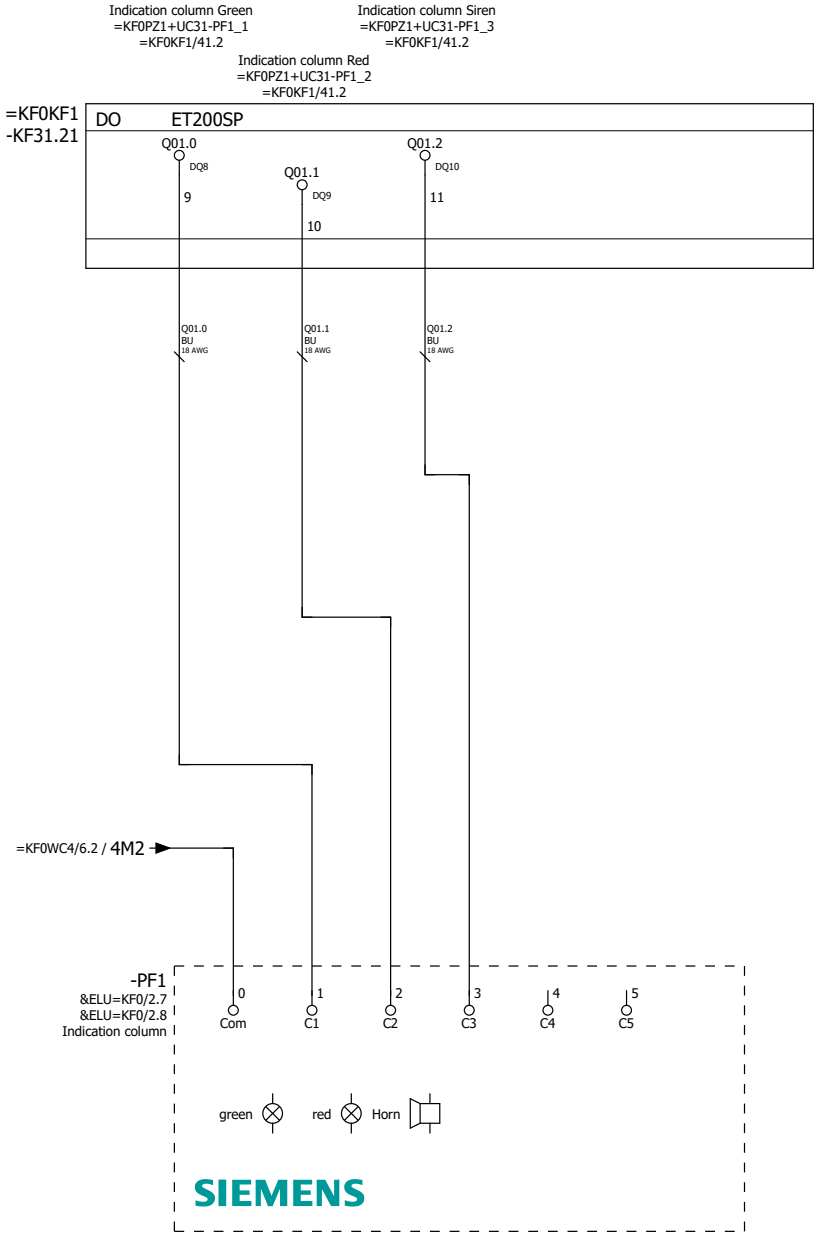

=KF0KF1/81

=KF0SF1/1

			Date	9/22/2022	Volvo Trucks North America	Valiant TMS	Indication column	Drawing name: =2V03&EFS-EL	= KF0PZ1	
			Ed.	MKLEPADLO					+ UC31	
			Appr		P6700 Underbody Floor Skin - Cell 2V03			Document type: EFS	Project nr: 22-16151	Page 1
Modification	Date	Name	Original		Replacement of	Replaced by	Scale 1:1			1721

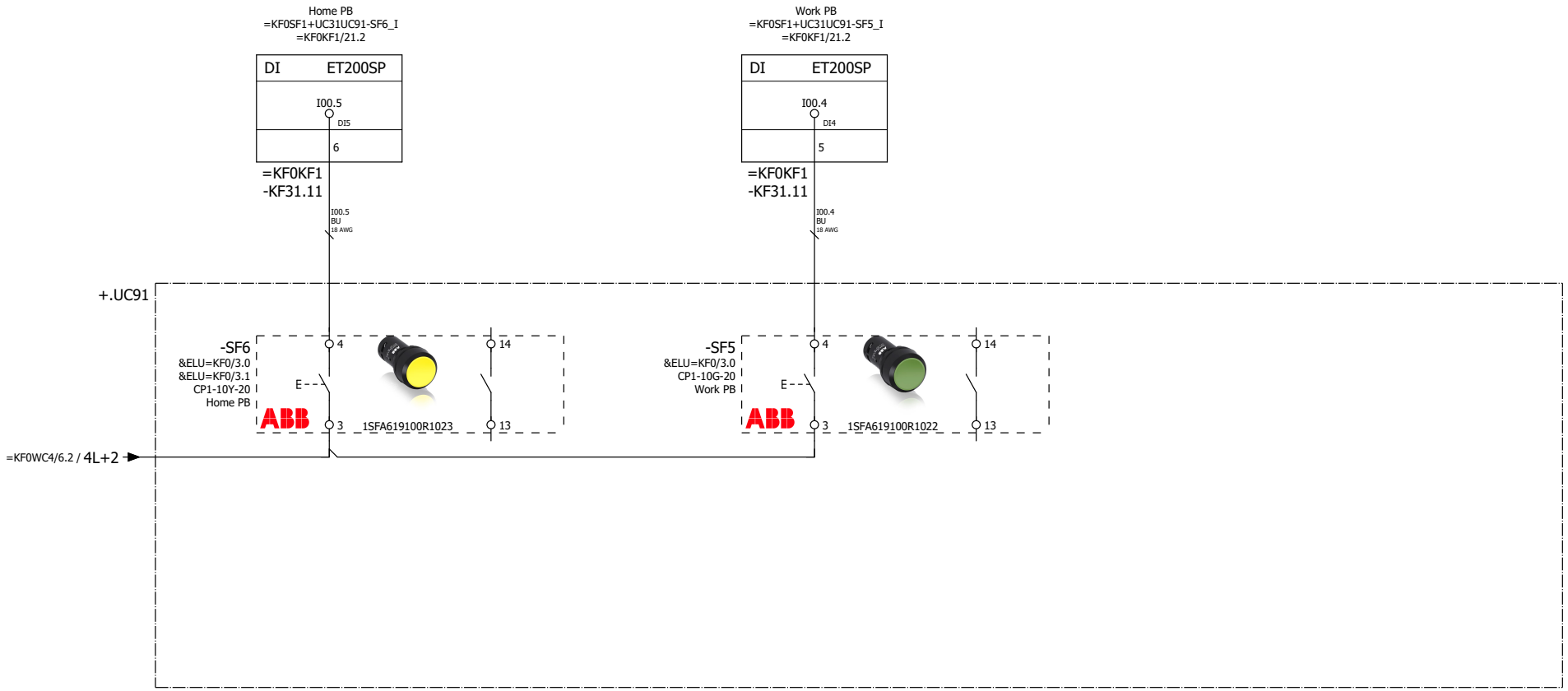

=KF0PZ1/1

2

			Date	9/22/2022	Volvo Trucks North America		Valiant TMS	Operating box UC91 MOP	Drawing name: =2V03&EFS-EL	= KF0SF1
			Ed.	MKLEPADLO						+ UC31
			Appr		P6700 Underbody Floor Skin - Cell 2V03				Document type: EFS	Project nr: 22-16151
Modification	Date	Name	Original		Replacement of	Replaced by	Scale 1:1			Page 1 / 1721

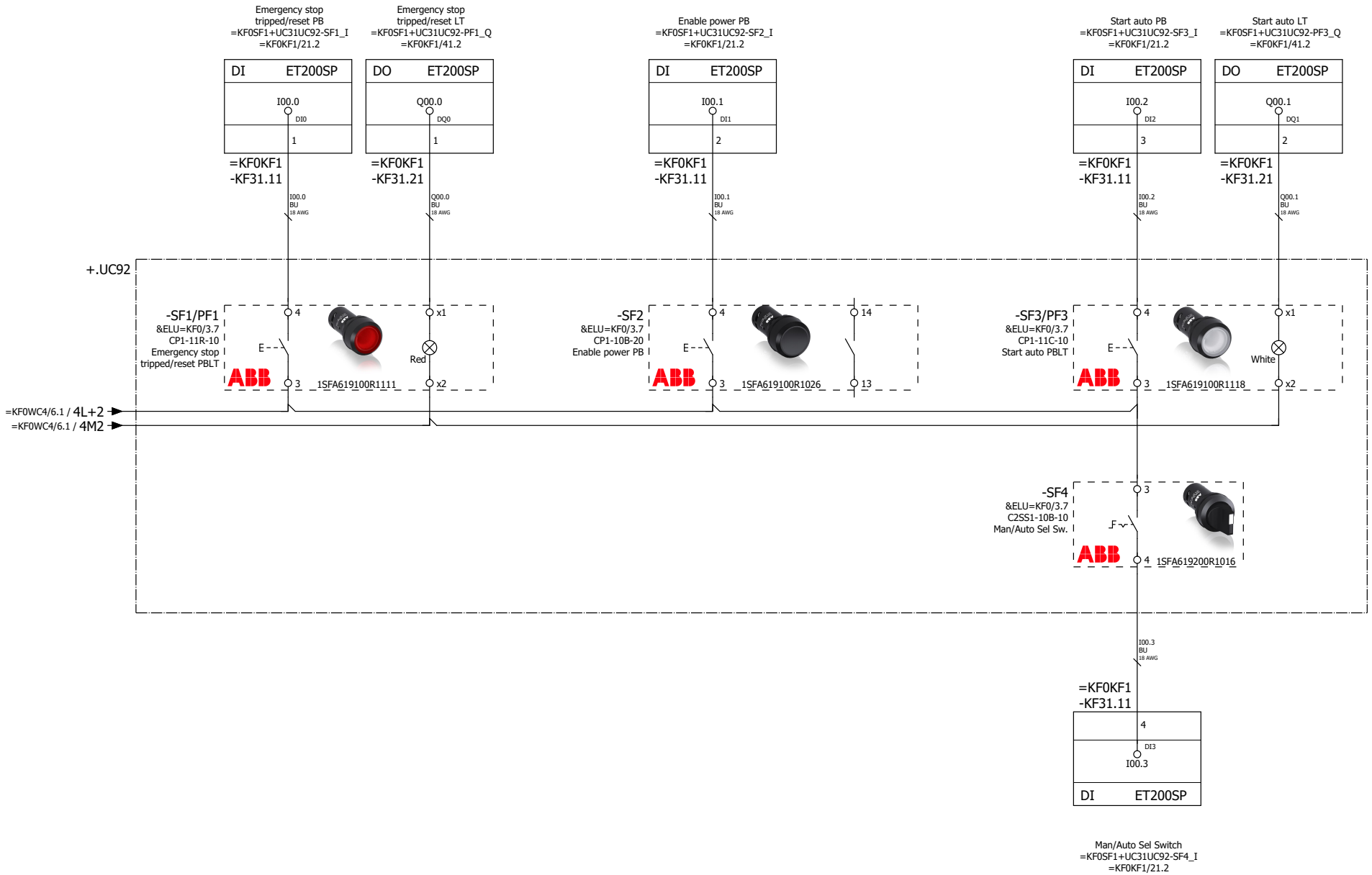

1

=KF0WC3/1

			Date	9/22/2022	Volvo Trucks North America	Valiant TMS	Operating box UC92 MOP	Drawing name: =2V03&EFS-EL	= KF0SF1	
			Ed.	MKLEPADLO					+ UC31	
			Appr		P6700 Underbody Floor Skin - Cell 2V03			Document type: EFS	Project nr: 22-16151	Page 2
Modification	Date	Name	Original		Replacement of / Replaced by	Scale 1:1				1721

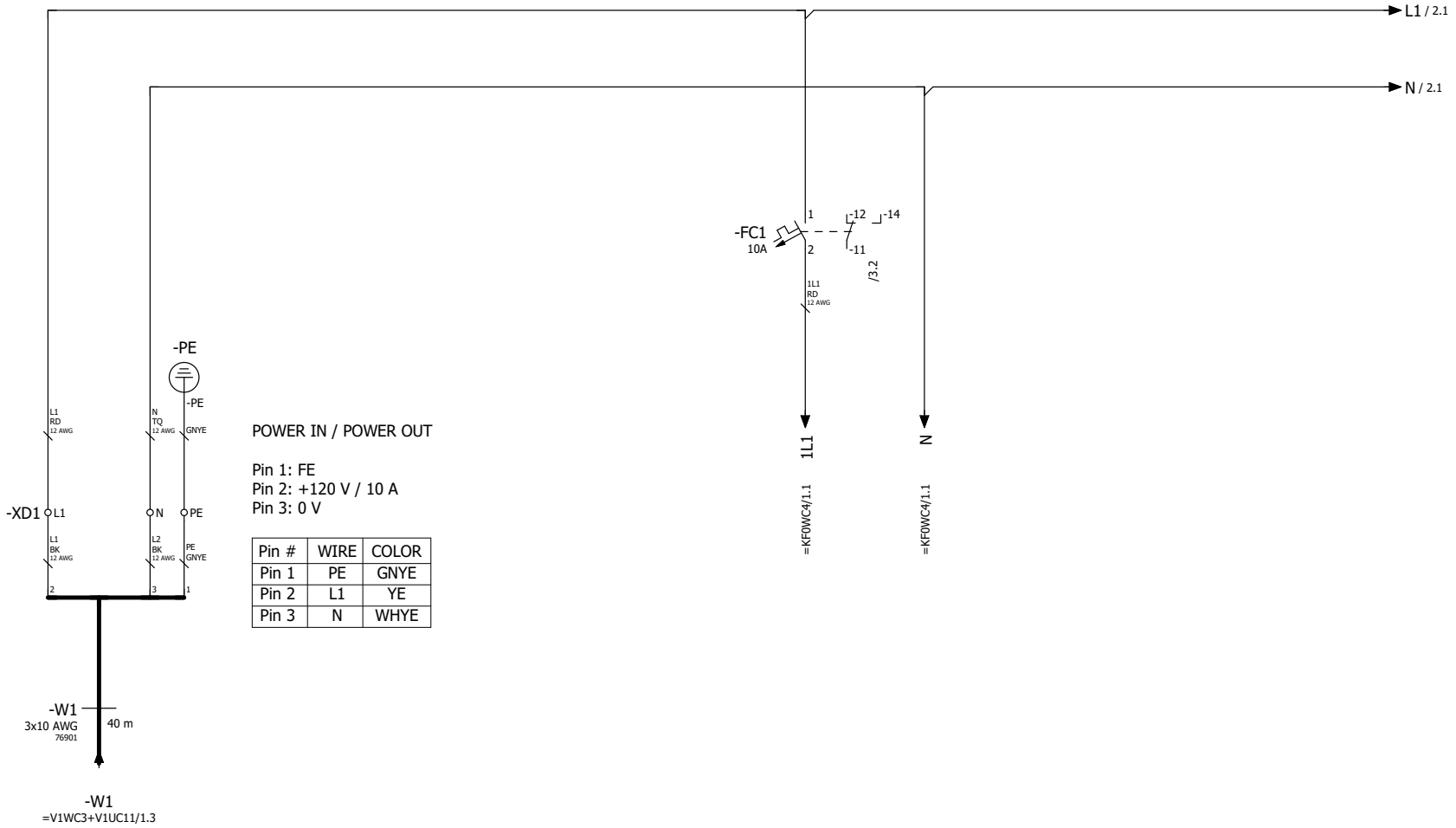

POWER IN / POWER OUT

Pin 1: FE
Pin 2: +120 V / 10 A
Pin 3: 0 V

Pin #	WIRE	COLOR
Pin 1	PE	GNYE
Pin 2	L1	YE
Pin 3	N	WHYE

Power
Distribution
24 VDC
Power Supply

=KF0SF1/2

2

			Date	10/12/2022	Volvo Trucks North America		Valiant TMS	Incomming power supply 120 VAC	Drawing name: =2V03&EFS-EL	= KF0WC3	
			Ed.	MKLEPADLO						+ UC31	
			Appr		P6700 Underbody Floor Skin - Cell 2V03				Document type: EFS	Project nr: 22-16151	Page 1
Modification	Date	Name	Original		Replacement of	Replaced by	Scale 1:1				1721

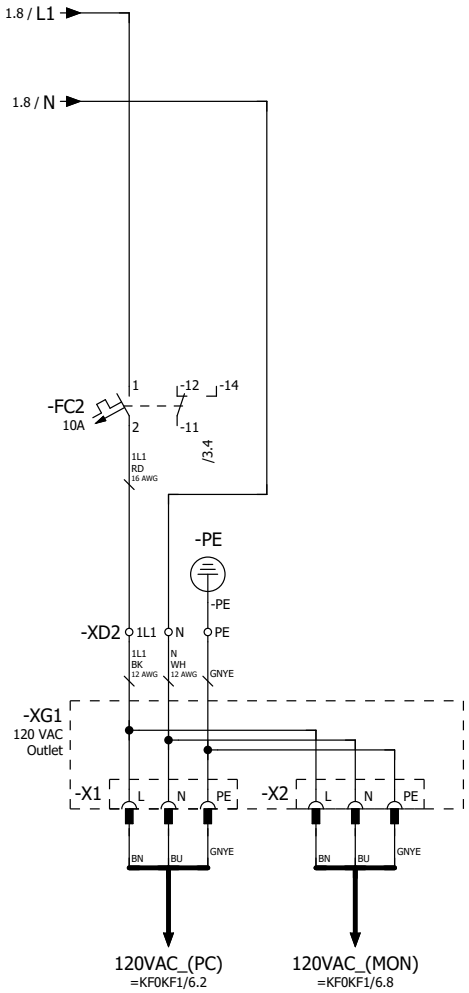

			Date	9/22/2022	Volvo Trucks North America		Valiant TMS	Outlet PLC 120VAC	Drawing name: =2V03&EFS-EL		= KF0WC3
			Ed.	MKLEPADLO							+ UC31
			Appr		P6700 Underbody Floor Skin - Cell 2V03				Document type: EFS	Project nr: 22-16151	Page 2
Modification	Date	Name	Original		Replacement of	Replaced by	Scale 1:1				1721

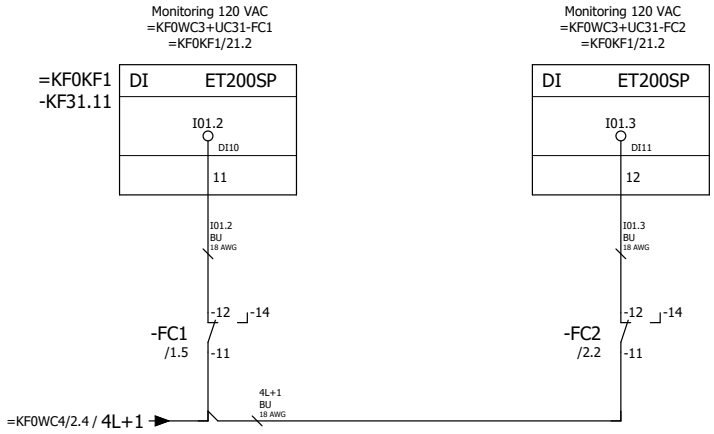

			Date	9/22/2022	Volvo Trucks North America		Valiant TMS	Monitoring 120VAC	Drawing name: =2V03&EFS-EL	= KF0WC3
			Ed.	MKLEPADLO						+ UC31
			Appr		P6700 Underbody Floor Skin - Cell 2V03				Document type: EFS	Project nr: 22-16151	Page 3
Modification	Date	Name	Original		Replacement of	Replaced by	Scale 1:1			1721

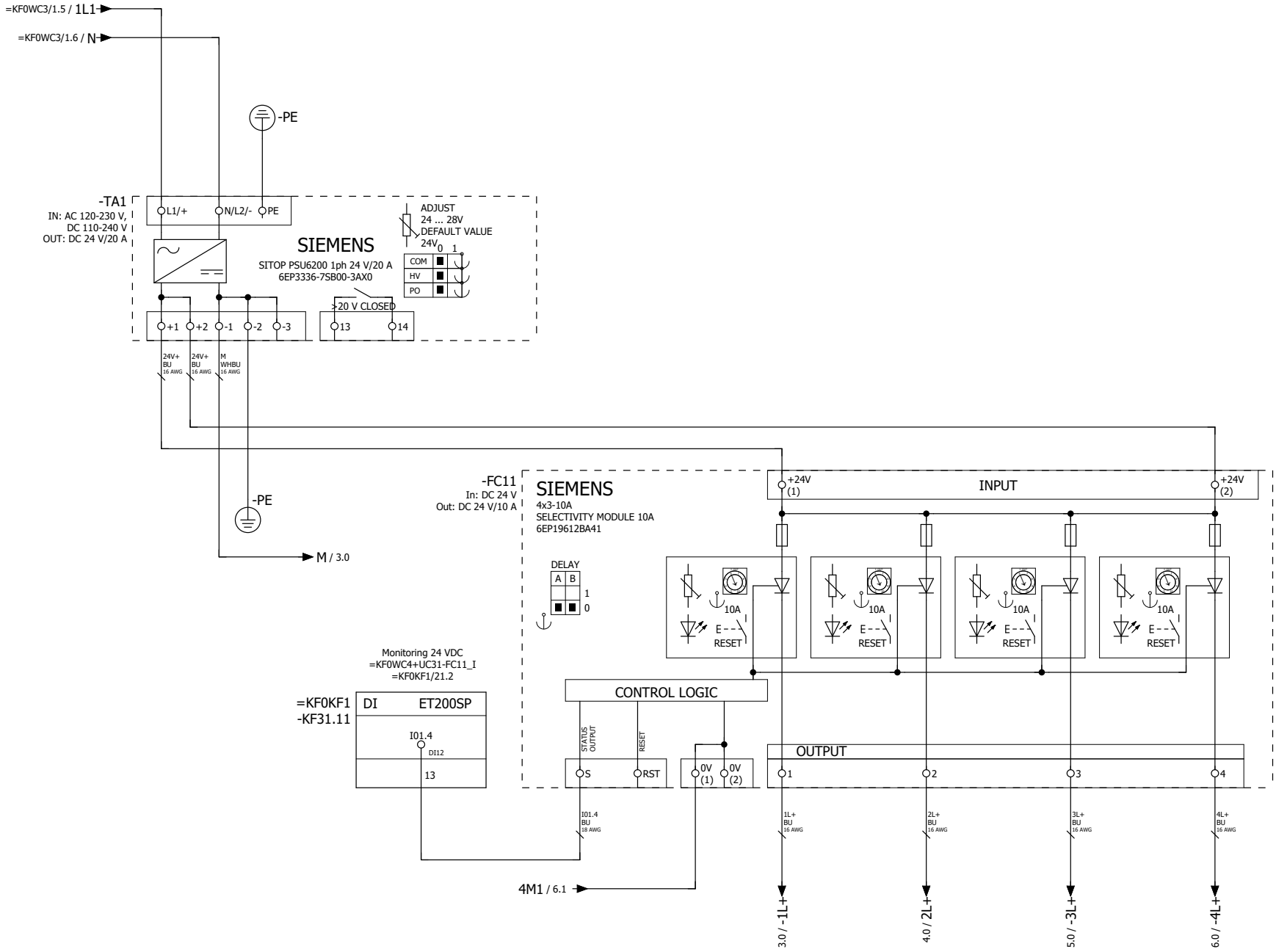

=KF0WC3/3

2

			Date	9/22/2022	Volvo Trucks North America	Valiant TMS	Power distribution 24VDC	Drawing name: =2V03&EFS-EL	= KF0WC4	
			Ed.	MKLEPADLO					+ UC31	
			Appr		P6700 Underbody Floor Skin - Cell 2V03			Document type: EFS	Project nr: 22-16151	Page 1
Modification	Date	Name	Original		Replacement of	Replaced by	Scale 1:1			1721

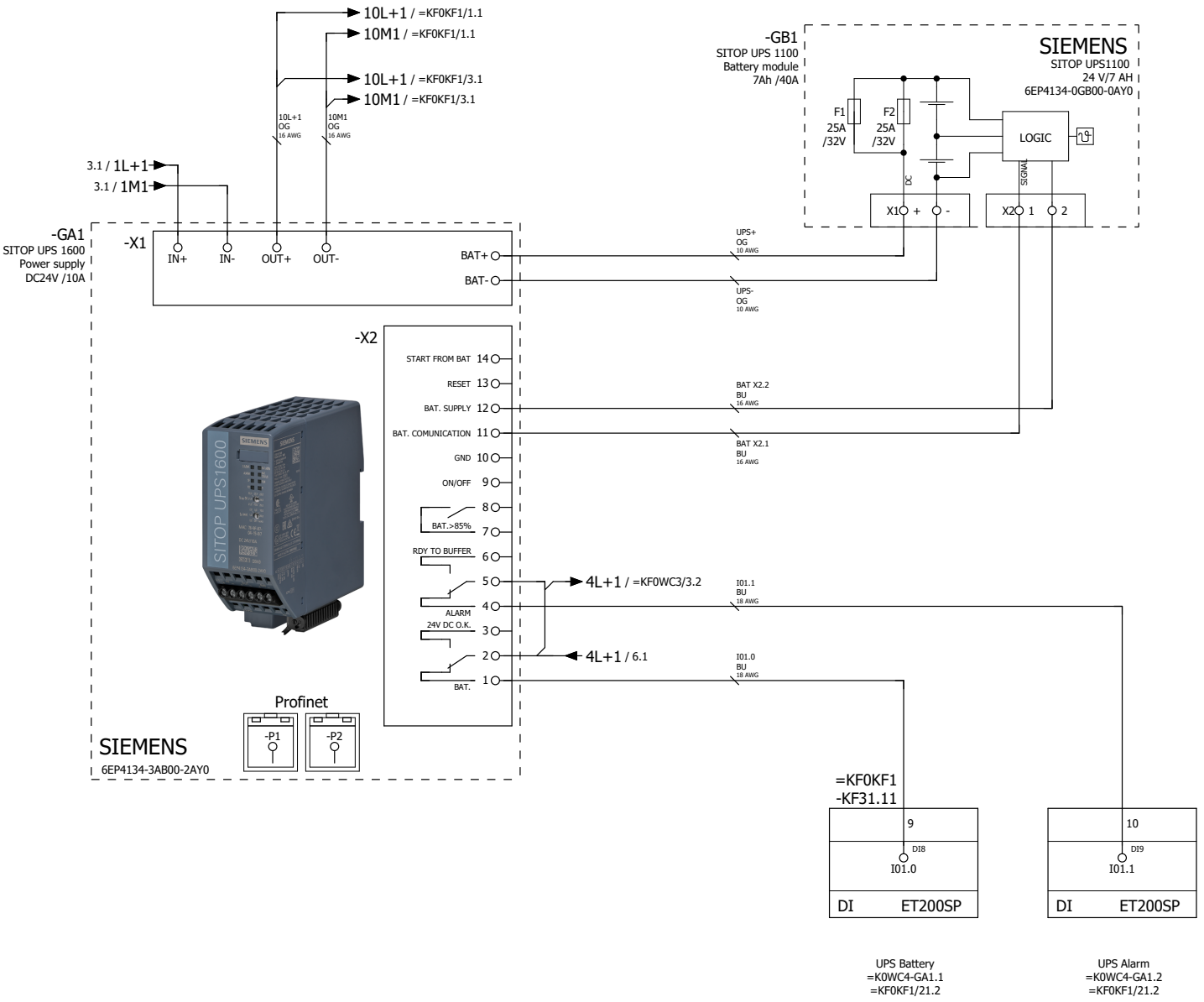

			Date	9/22/2022	Volvo Trucks North America	Valiant TMS	Power distribution, UPS	Drawing name: =2V03&EFS-EL	= KF0WC4	
			Ed.	MKLEPADLO					+ UC31	
			Appr		P6700 Underbody Floor Skin - Cell 2V03			Document type: EFS	Project nr: 22-16151	Page 2
Modification	Date	Name	Original		Replacement of	Replaced by	Scale 1:1			1721



			Date	9/22/2022	Volvo Trucks North America	Valiant TMS	Power distribution 24VDC 1L+	Drawing name: =2V03&EFS-EL		= KF0WC4	
			Ed.	MKLEPADLO						+ UC31	
			Appr		P6700 Underbody Floor Skin - Cell 2V03	Scale 1:1		Document type: EFS	Project nr: 22-16151	Page	3
Modification	Date	Name	Original		Replacement of / Replaced by						1721

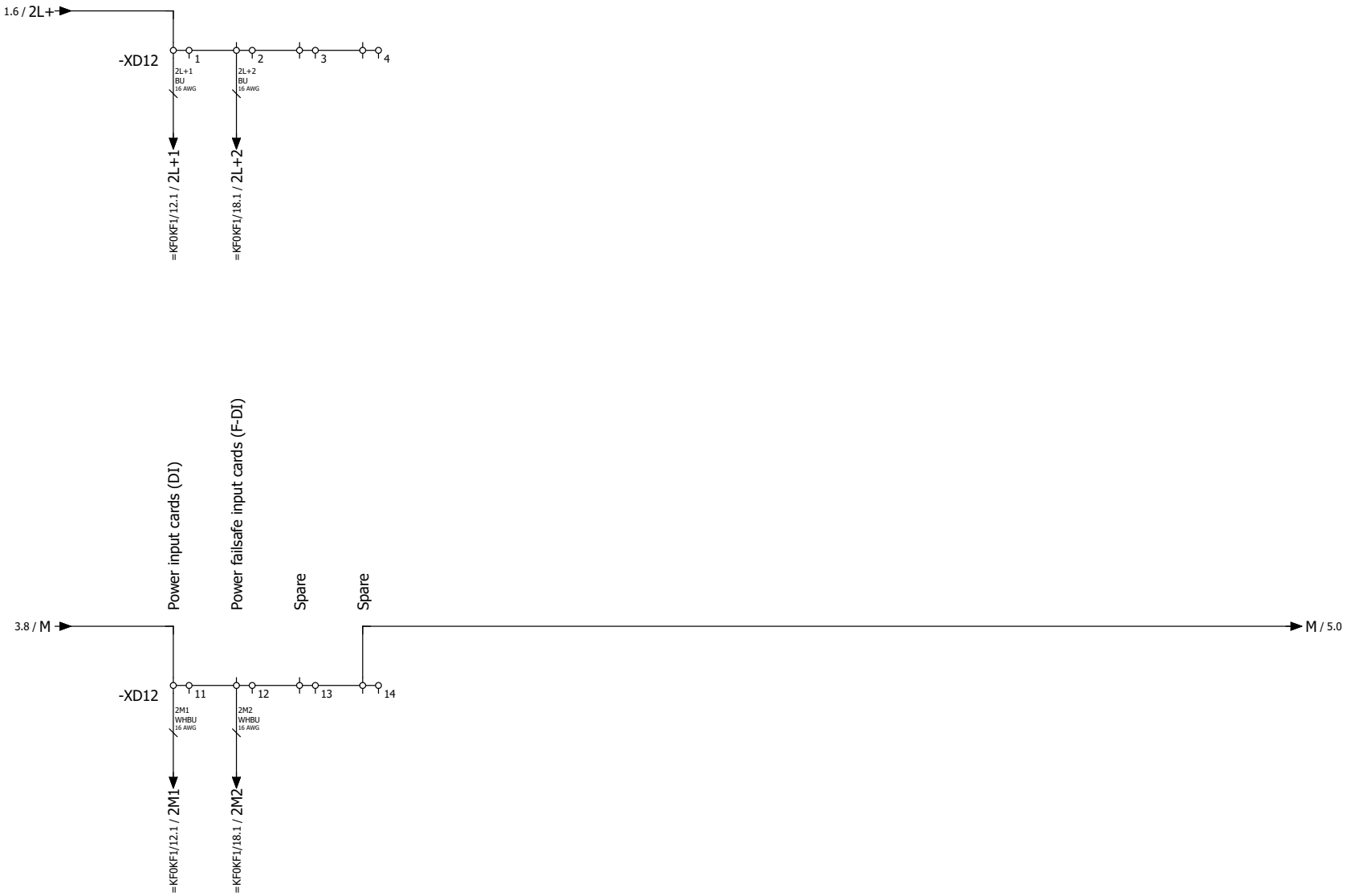

			Date	9/22/2022	Volvo Trucks North America		Valiant TMS	Power distribution 24VDC 2L+	Drawing name: =2V03&EFS-EL		= KF0WC4
			Ed.	MKLEPADLO							+ UC31
			Appr		P6700 Underbody Floor Skin - Cell 2V03		Scale 1:1		Document type: EFS	Project nr: 22-16151	Page 4
Modification	Date	Name	Original		Replacement of	Replaced by					1721

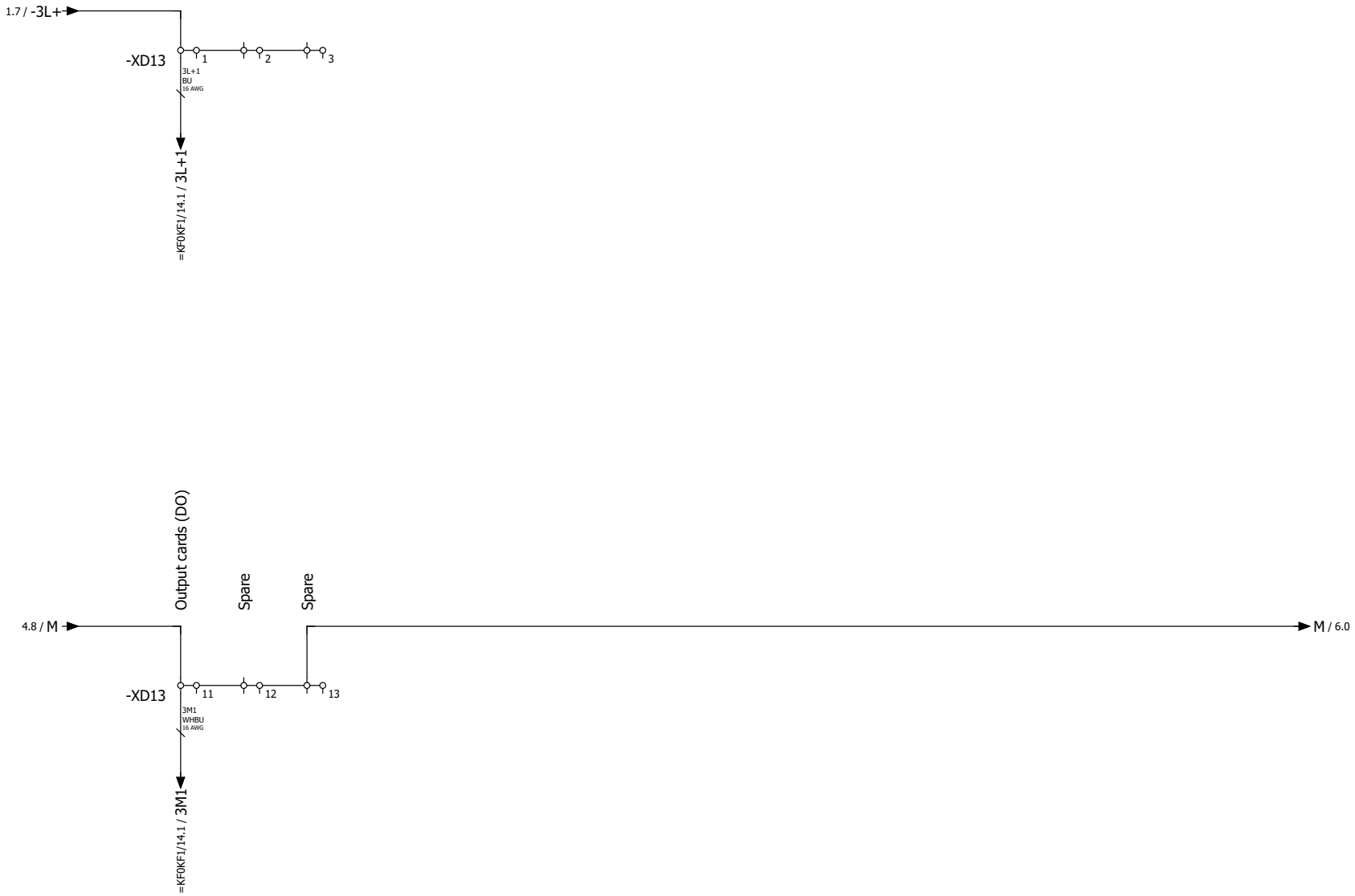

			Date	9/22/2022	Volvo Trucks North America		Valiant TMS	Power distribution 24VDC 3L+	Drawing name: =2V03&EFS-EL	= KF0WC4	
			Ed.	MKLEPADLO						+ UC31	
			Appr		P6700 Underbody Floor Skin - Cell 2V03				Document type: EFS	Project nr: 22-16151	Page 5
Modification	Date	Name	Original		Replacement of	Replaced by	Scale 1:1				1721

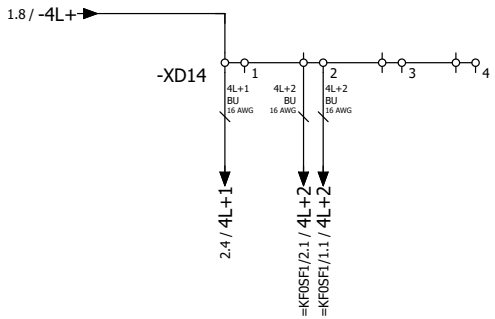

5

=KH0+KH0/1

			Date	9/22/2022	Volvo Trucks North America		Valiant TMS	Power distribution 24VDC 4L+	Drawing name: =2V03&EFS-EL	= KF0WC4	
			Ed.	MKLEPADLO						+ UC31	
			Appr		P6700 Underbody Floor Skin - Cell 2V03		Scale 1:1		Document type: EFS	Project nr: 22-16151	Page 6
Modification	Date	Name	Original		Replacement of	Replaced by					1721

=V1KF1+V1UC11

Monitoring Main AIR On
=KH0-BP1_I
=V1KF1+V1UC11/12.2

DI ET200SP

I56.6
DI6

7

=V1KF1
-KF11.14

I56.6
BUOG
16 AWG

=V1WC4+V1UC11/5.4 / 3L+9

=V1WC4+V1UC11/5.4 / 3M9

-KF11.14
7

bn wh bu bk

-W2
RKC 4.4T-10-RSC 4.4T/S3060
10m

BN WH BU BK

-W1-XD2
5-pin M12
Field Attachable
Connector

1-BN 4-BK 2-WH 3-BU

NEBS-L1G4-K-5-LE4
4x26AWG
5m

-W1

BN 26 AWG
BK 26 AWG
WH 26 AWG
BU 26 AWG

-W1-XD1

1 2 3 4

1 2 3 4

BN +24V DC power supply
BK Output A
WH Output B
BU 0V DC

PNP NPN
PNP NPN

p1

FESTO

-BP1

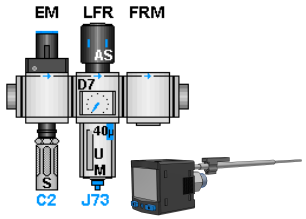

See drawing:
=2V03&MFS-PNEU

=KF0WC4+UC31/6

2

			Date	10/28/2022	Volvo Trucks North America	Valiant TMS	Incoming air supply (Main)	Drawing name: =2V03&EFS-EL	= KH0
			Ed.	MKLEPADLO					+ KH0
			Appr		P6700 Underbody Floor Skin - Cell 2V03			Document type: EFS	Project nr: 22-16151
Modification	Date	Name	Original		Replacement of	Replaced by	Scale 1:1		Page 1 / 1721

=V1KF1+V1UC11

Monitoring S070 Turntable AIR On
=KH0-BP2_I
=V1KF1+V1UC11/12.2

DI ET200SP
I56.7
DI7
8

=V1KF1
-KF11.14

I56.7
BUOG
16 AWG

=V1WC4+V1UC11/5.5 / 3L+9

=V1WC4+V1UC11/5.5 / 3M9

-KF11.14
8

bn wh bu bk

-W3
RKC 4.4T-25-RSC 4.4T/S3060
25m

bn bu bk wh

-BP2
1 L+
3 L-
4 Out
2 n.c.
M12
P

FESTO

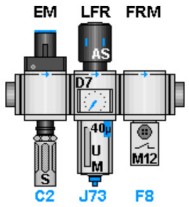

See drawing:
=2V03&MFS-PNEU

1 3

			Date	10/31/2022	Volvo Trucks North America	Valiant TMS	Incoming air supply (S070 Turntable)	Drawing name: =2V03&EFS-EL	= KH0
			Ed.	MKLEPADLO					+ KH0
			Appr		P6700 Underbody Floor Skin - Cell 2V03			Document type: EFS	Project nr: 22-16151
Modification	Date	Name	Original		Replacement of / Replaced by	Scale 1:1			Page 2 / 1721

=V1KF1+V1UC14

Monitoring S080 Fixture AIR On
=KH0-BP3_I
=V1KF1+V1UC14/10.2

DI ET200SP
I202.6
DI6
7

=V1KF1
-KF14.12

I202.6
BUOG
16 AWG

=V1WC4+V1UC14/6.1 / 5L+1
=V1WC4+V1UC14/6.1 / 5M1

-KF14.12
7

bn wh bu bk

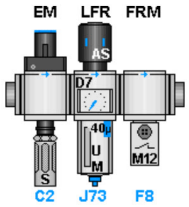

See drawing:
=2V03&MFS-PNEU

-W4
RKC 4.4T-12-RSC 4.4T/S3060
12m

bn bu bk wh

-BP3
1 L+
3 L-
4 Out
2 n.c.
M12
P
FESTO

2 4

			Date	10/28/2022	Volvo Trucks North America	Valiant TMS	Incoming air supply (S080 Fixture)	Drawing name: =2V03&EFS-EL	= KH0
			Ed.	MKLEPADLO					+ KH0
			Appr		P6700 Underbody Floor Skin - Cell 2V03			Document type: EFS	Project nr: 22-16151
Modification	Date	Name	Original		Replacement of / Replaced by	Scale 1:1			Page 3 / 1721

=V2KF1+V2UC14

Monitoring S090 Turntable AIR On
=KH0-BP4_I
=V2KF1+V2UC14/9.2

DI ET200SP

I262.6
DI6

7

=V2KF1
-KF14.12

I262.6
BUOG
16 AWG

=V2WC4+V2UC14/8.1 / 7L+1

=V2WC4+V2UC14/8.1 / 7M1

-KF14.12
7

bn wh bu bk

-W5
RKC 4.4T-15-RSC 4.4T/S3060
15m

bn bu bk wh

-BP4
1 L+
3 L-
4 Out
2 n.c.
M12
P

FESTO

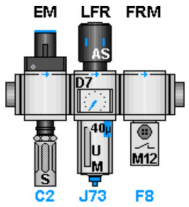

See drawing:
=2V03&MFS-PNEU

3 5

			Date	11/1/2022	Volvo Trucks North America	Valiant TMS	Incoming air supply (S090 Turntable)	Drawing name: =2V03&EFS-EL	= KH0	
			Ed.	KMAFFRE					+ KH0	
			Appr		P6700 Underbody Floor Skin - Cell 2V03			Document type: EFS	Project nr: 22-16151	Page 4
Modification	Date	Name	Original		Replacement of	Replaced by	Scale 1:1			1721

=V2KF1+V2UC14

Monitoring S100 Date Scribe AIR On
=KH0-BP5_I
=V2KF1+V2UC14/9.2

DI ET200SP

I262.7
DI7

8

=V2KF1
-KF14.12

I262.7
BUOG
16 AWG

=V2WC4+V2UC14/8.2 / 7L+1

=V2WC4+V2UC14/8.2 / 7M1

-KF14.12
8

bn wh bu bk

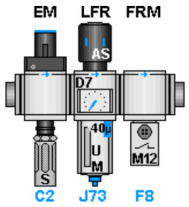

See drawing:
=2V03&MFS-PNEU

-W6
RKC 4.4T-25-RSC 4.4T/S3060
25m

bn bu bk wh

-BP5
1 L+
3 L-
4 Out
2 n.c.
M12
P
FESTO

4

=KH3+KH3/1

			Date	11/1/2022	Volvo Trucks North America		Valiant TMS	Incoming air supply (S100 Date Scribe)	Drawing name: =2V03&EFS-EL	= KH0
			Ed.	KMAFFRE						+ KH0
			Appr		P6700 Underbody Floor Skin - Cell 2V03		Scale 1:1		Document type: EFS	Project nr: 22-16151
Modification	Date	Name	Original		Replacement of	Replaced by				Page 5 / 1721

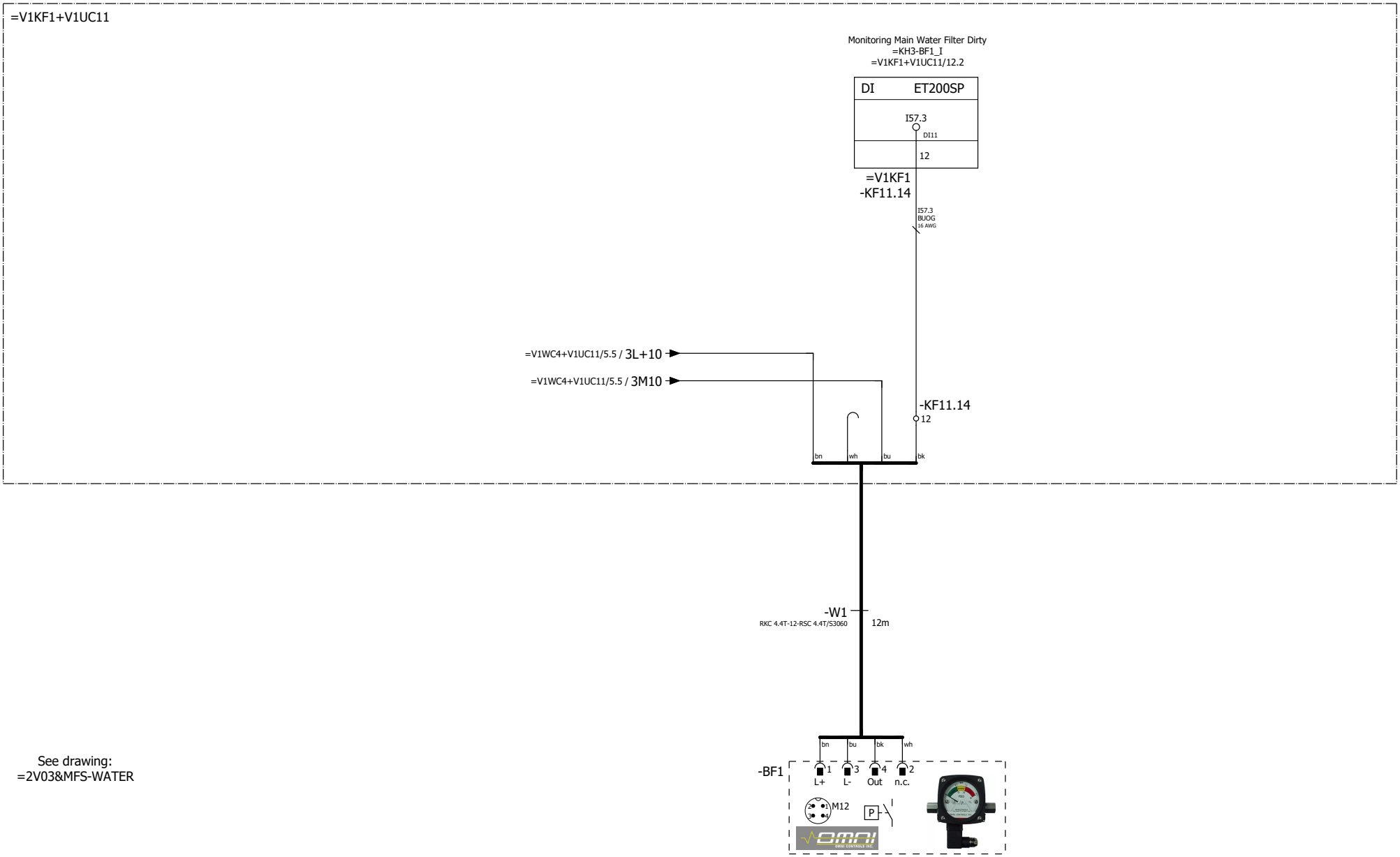

See drawing:
=2V03&MFS-WATER

=KH0+KH0/5

2

			Date	10/20/2022	Volvo Trucks North America	Valiant TMS	Incoming water supply (Filter)	Drawing name: =2V11&EFS-EL	= KH3
			Ed.	KMAFFRE	P6700 Underbody Floor Skin - Cell 2V03				+ KH3
			Appr					Document type: EFS	Project nr: 22-16151	Page 1
Modification	Date	Name	Original		Replacement of / Replaced by	Scale 1:1			1721

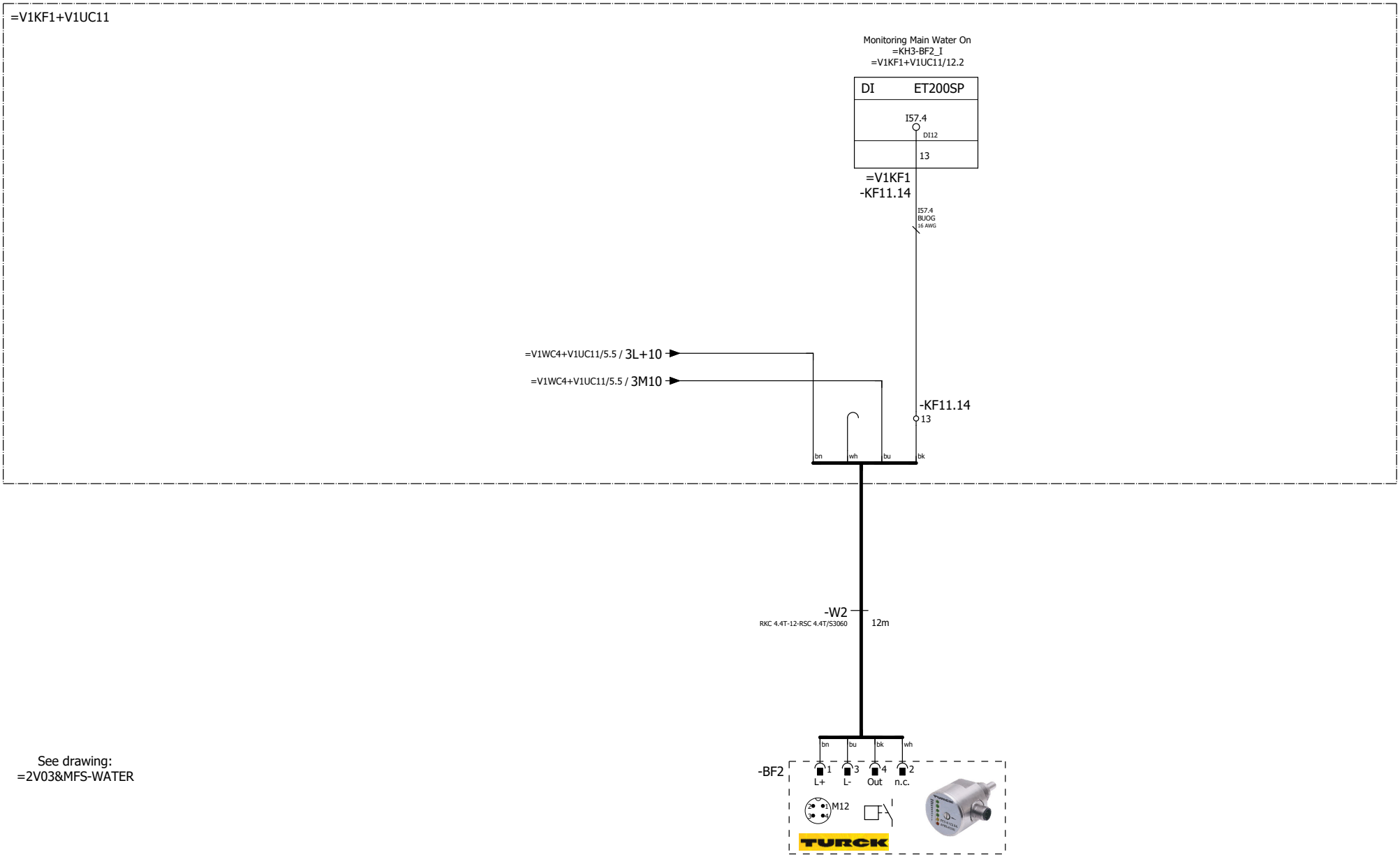

See drawing:
=2V03&MFS-WATER

1

=V1AR11KF1+V1AR11UC01/1

			Date	10/20/2022	Volvo Trucks North America	Valiant TMS	Incoming water supply (Main)	Drawing name: =2V11&EFS-EL	= KH3
			Ed.	KMAFFRE					+ KH3
			Appr		P6700 Underbody Floor Skin - Cell 2V03			Document type: EFS	Project nr: 22-16151	Page 2
Modification	Date	Name	Original		Replacement of / Replaced by	Scale 1:1			1721

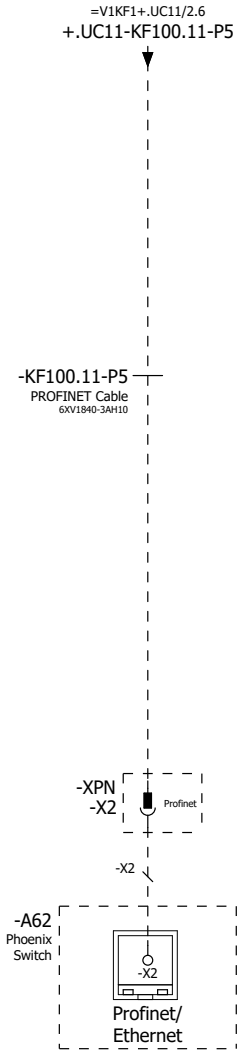

=KH3+KH3/2

=V1AR11UQ41BG0+.AR11UQ41/1

			Date	9/22/2022	Volvo Trucks North America		Valiant TMS	Incoming Profinet	Drawing name: =2V03&EFS-EL	= V1AR11KF1
			Ed.	MKLEPADLO						+ V1AR11UC01
			Appr		P6700 Underbody Floor Skin - Cell 2V03				Document type: EFS	Project nr: 22-16151
Modification	Date	Name	Original		Replacement of	Replaced by	Scale 1:1			Page 1 / 1721

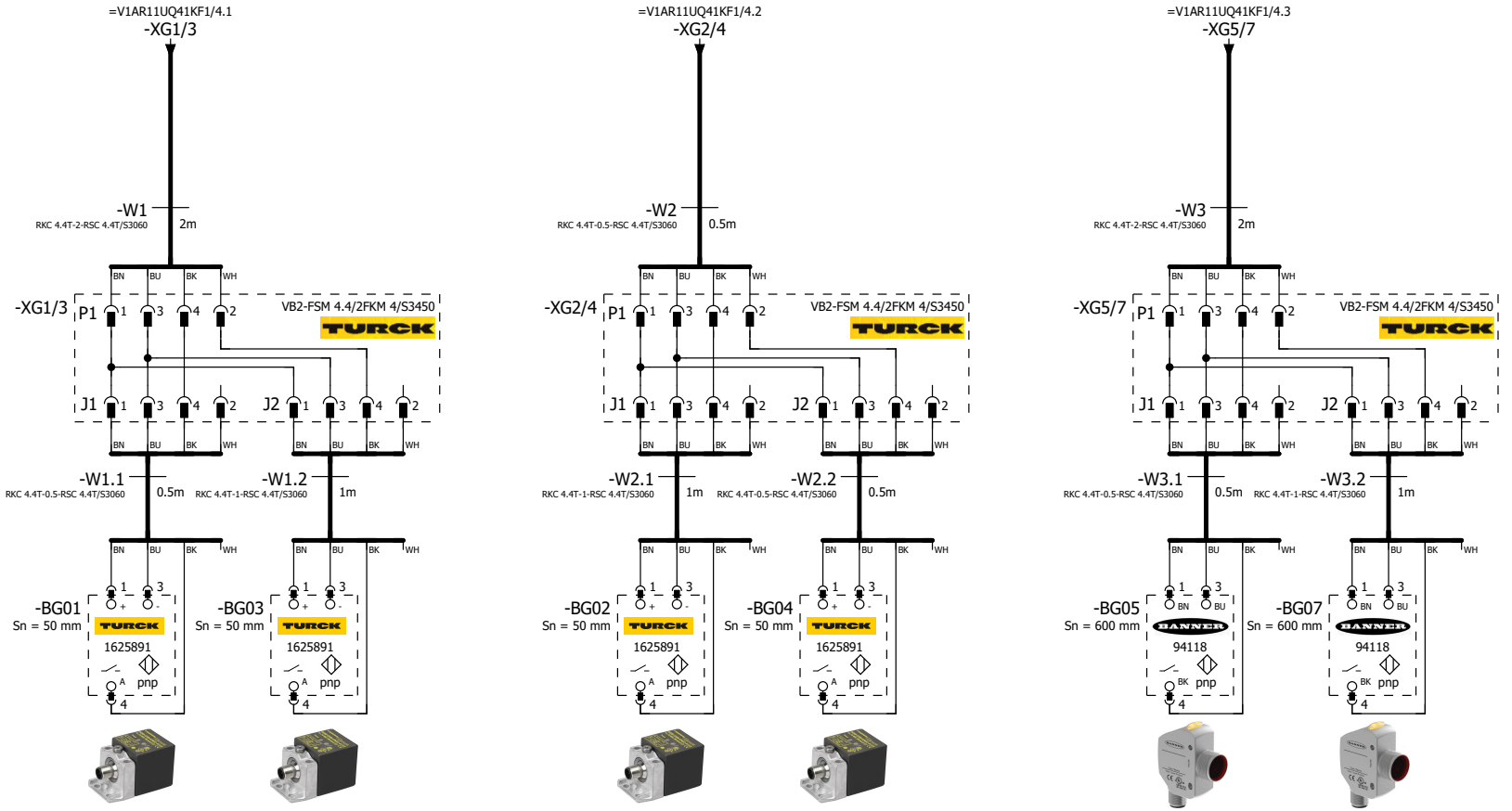

=V1AR11KF1+.AR11UC01/1

2

			Date	9/22/2022	Volvo Trucks North America	Valiant TMS	SENSORS	Drawing name: =2V03&EFS-EL	= V1AR11UQ41BG0
			Ed.	MKLEPADLO					+ V1AR11UQ41
			Appr		P6700 Underbody Floor Skin - Cell 2V03	Scale 1:1		Document type: EFS	Project nr: 22-16151
Modification	Date	Name	Original		Replacement of / Replaced by				Page 1 / 1721

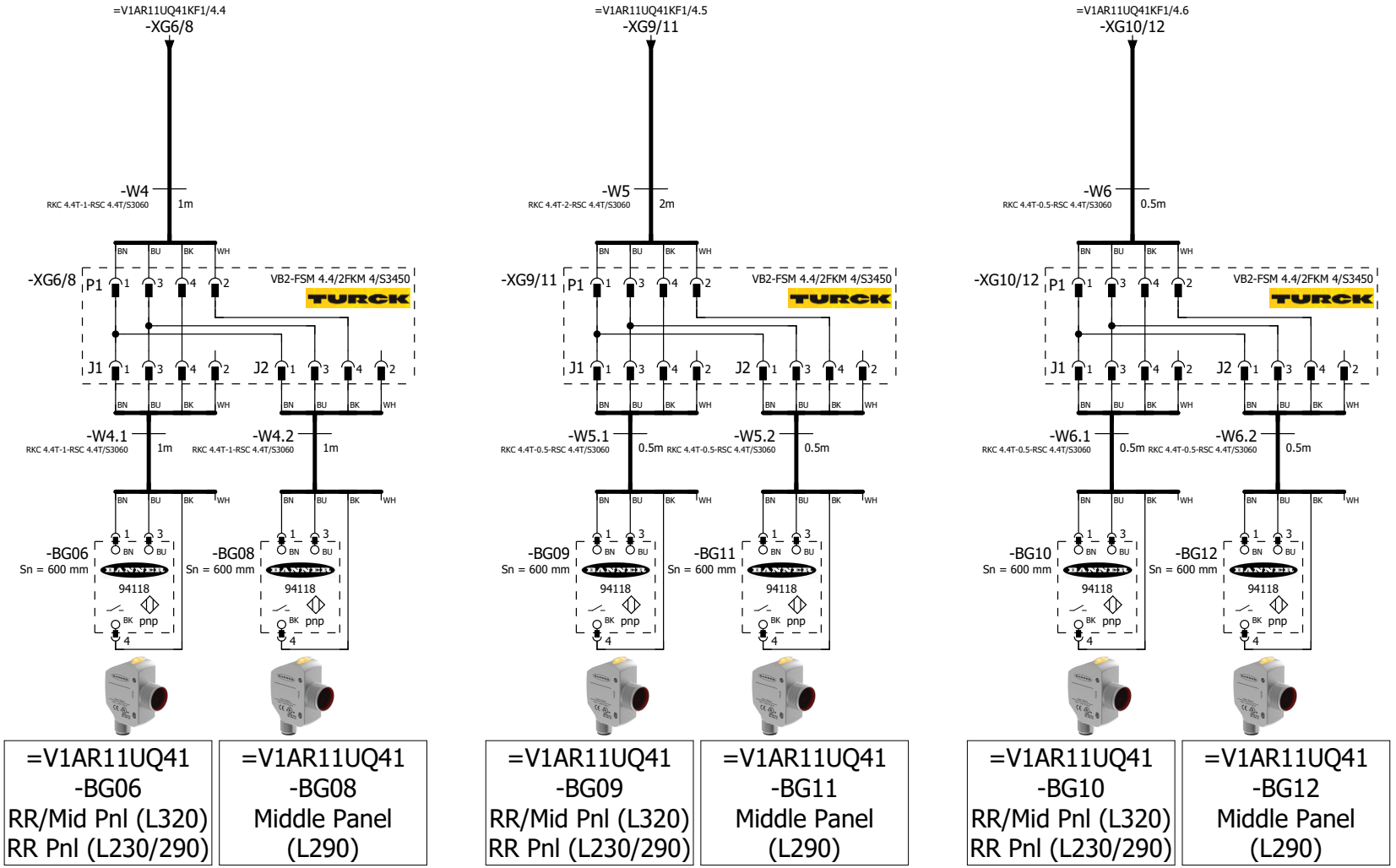

=V1AR11UQ41 -BG06 RR/Mid Pnl (L320) RR Pnl (L230/290)	=V1AR11UQ41 -BG08 Middle Panel (L290)	=V1AR11UQ41 -BG09 RR/Mid Pnl (L320) RR Pnl (L230/290)	=V1AR11UQ41 -BG11 Middle Panel (L290)	=V1AR11UQ41 -BG10 RR/Mid Pnl (L320) RR Pnl (L230/290)	=V1AR11UQ41 -BG12 Middle Panel (L290)

			Date	9/22/2022	Volvo Trucks North America	Valiant TMS	SENSORS	Drawing name: =2V03&EFS-EL	= V1AR11UQ41BG0	
			Ed.	MKLEPADLO					+ V1AR11UQ41	
			Appr		P6700 Underbody Floor Skin - Cell 2V03			Document type: EFS	Project nr: 22-16151	Page 2
Modification	Date	Name	Original		Replacement of	Replaced by	Scale 1:1			1721

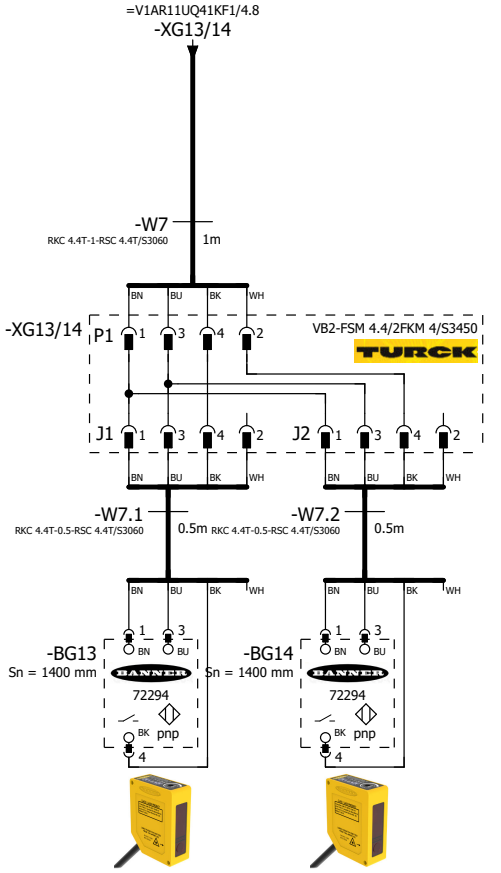

=V1AR11UQ41
-BG13
RR/Mid Pnl
(L230/290/320)

=V1AR11UQ41
-BG14
RR/Mid Pnl
(L230/290/320)

2

=V1AR11UQ41KF1/1

			Date	9/22/2022	Volvo Trucks North America		Valiant TMS	SENSORS	Drawing name: =2V03&EFS-EL	= V1AR11UQ41BG0	
			Ed.	MKLEPADLO						+ V1AR11UQ41	
			Appr		P6700 Underbody Floor Skin - Cell 2V03		Scale 1:1		Document type: EFS	Project nr: 22-16151	Page 3
Modification	Date	Name	Original		Replacement of	Replaced by					1721

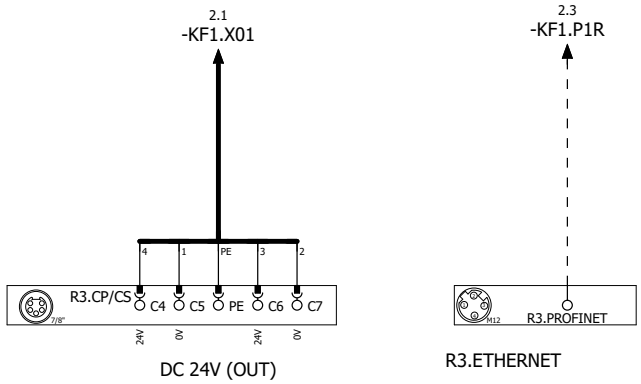

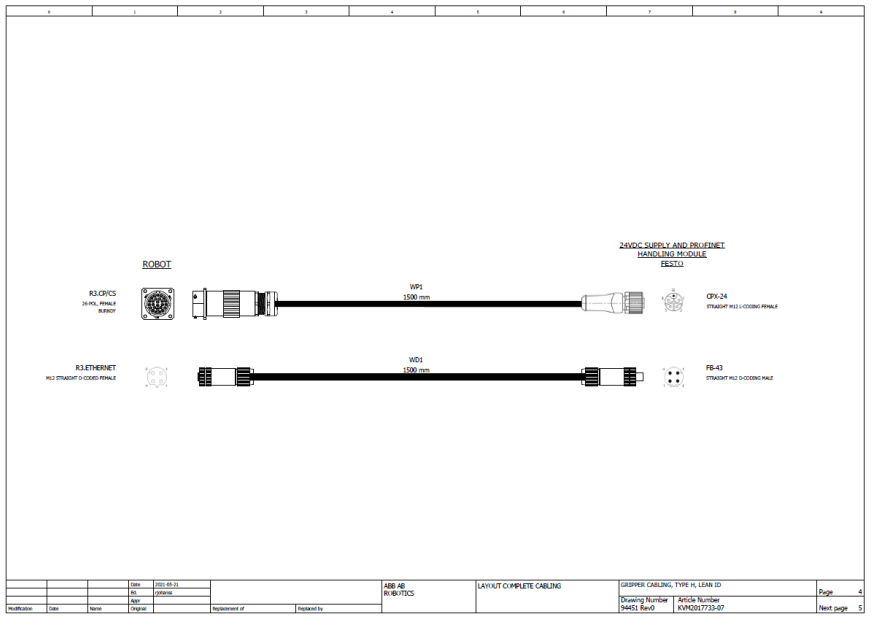

=V1AR11UQ41BG0/3

2

			Date	9/22/2022	Volvo Trucks North America	Valiant TMS	24VDC SUPPLY AND PROFINET HANDLING MODULE	Drawing name: =2V03&EFS-EL	= V1AR11UQ41KF1	
			Ed.	MKLEPADLO					+ V1AR11UQ41	
			Appr		P6700 Underbody Floor Skin - Cell 2V03	Scale 1:1		Document type: EFS	Project nr: 22-16151	Page 1
Modification	Date	Name	Original		Replacement of / Replaced by					1721

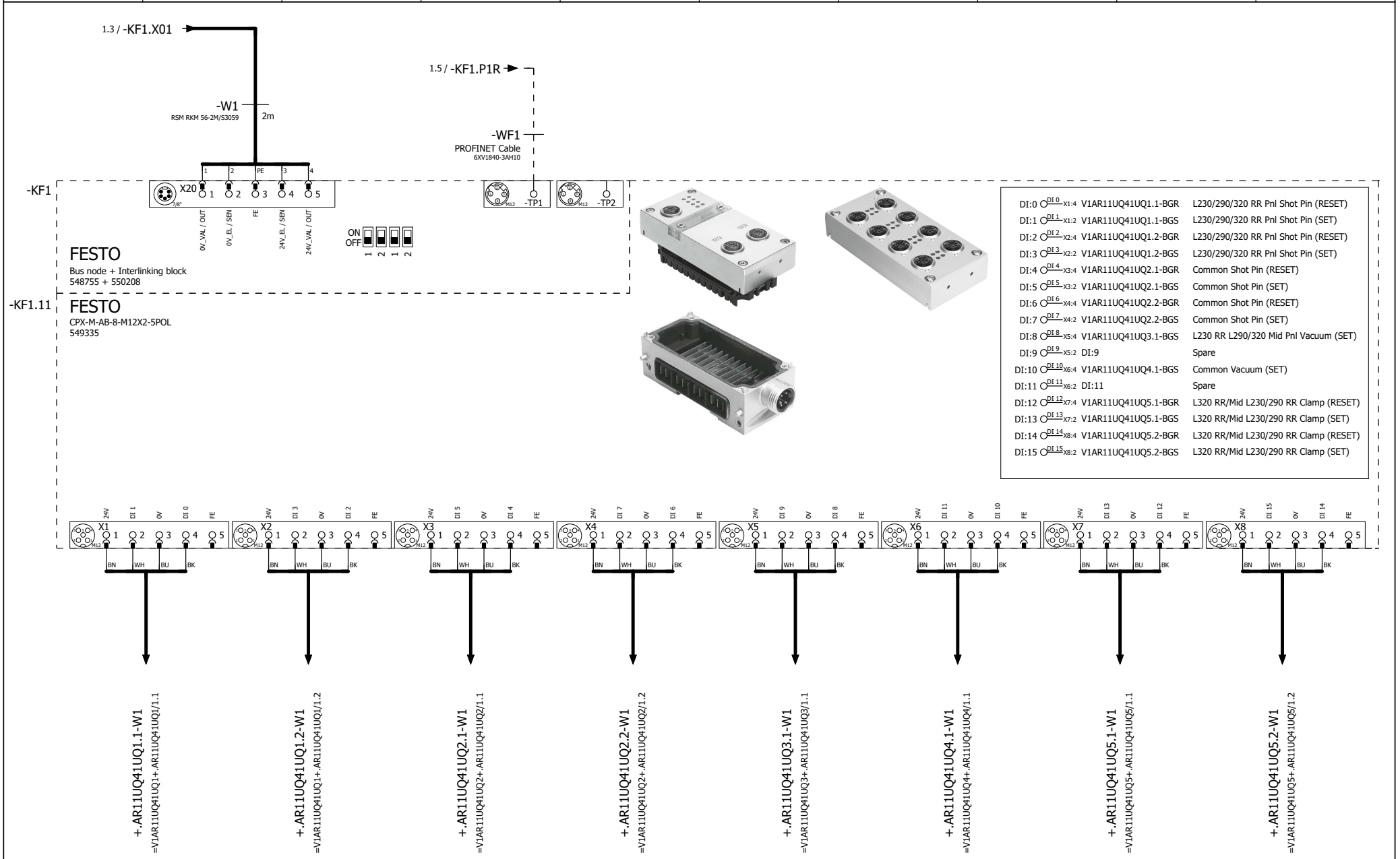

			Date	9/22/2022	Volvo Trucks North America		Valiant TMS	CONNECTING MOD. FOR MPA MANIFOLD	Drawing name: =2V03&EFS-EL	= V1AR11UQ41KF1	
			Ed.	MKLEPADLO						+ V1AR11UQ41	
			Appr		P6700 Underbody Floor Skin - Cell 2V03		Scale 1:1		Document type: EFS	Project nr: 22-16151	Page 2
Modification	Date	Name	Original		Replacement of	Replaced by					1721

-KF1.12

FESTO

CPX-M-AB-8-M12X2-5POL

549335

DI:16	DI 0 X1:4	V1AR11UQ41UQ6.1-BGS	L290 Mid Pnl Vacuum (SET)
DI:17	DI 1 X1:2	DI:17	Spare
DI:18	DI 2 X2:4	V1AR11UQ41UQ7.1-BGR	L290 Mid Pnl Clamp (RESET)
DI:19	DI 3 X2:2	V1AR11UQ41UQ7.1-BGS	L290 Mid Pnl Clamp (SET)
DI:20	DI 4 X3:4	V1AR11UQ41UQ7.2-BGR	L290 Mid Pnl Clamp (RESET)
DI:21	DI 5 X3:2	V1AR11UQ41UQ7.2-BGS	L290 Mid Pnl Clamp (SET)
DI:22	DI 6 X4:4	V1AR11UQ41UQ8.1-BGR	L320 Mid Pnl Shot Pin (RESET)
DI:23	DI 7 X4:2	V1AR11UQ41UQ8.1-BGS	L320 Mid Pnl Shot Pin (SET)
DI:24	DI 8 X5:4	V1AR11UQ41UQ8.2-BGR	L320 Mid Pnl Shot Pin (RESET)
DI:25	DI 9 X5:2	V1AR11UQ41UQ8.2-BGS	L320 Mid Pnl Shot Pin (SET)
DI:26	DI 10 X6:4	DI:26	Spare
DI:27	DI 11 X6:2	DI:27	Spare
DI:28	DI 12 X7:4	DI:28	Spare
DI:29	DI 13 X7:2	DI:29	Spare
DI:30	DI 14 X8:4	DI:30	Spare
DI:31	DI 15 X8:2	DI:31	Spare

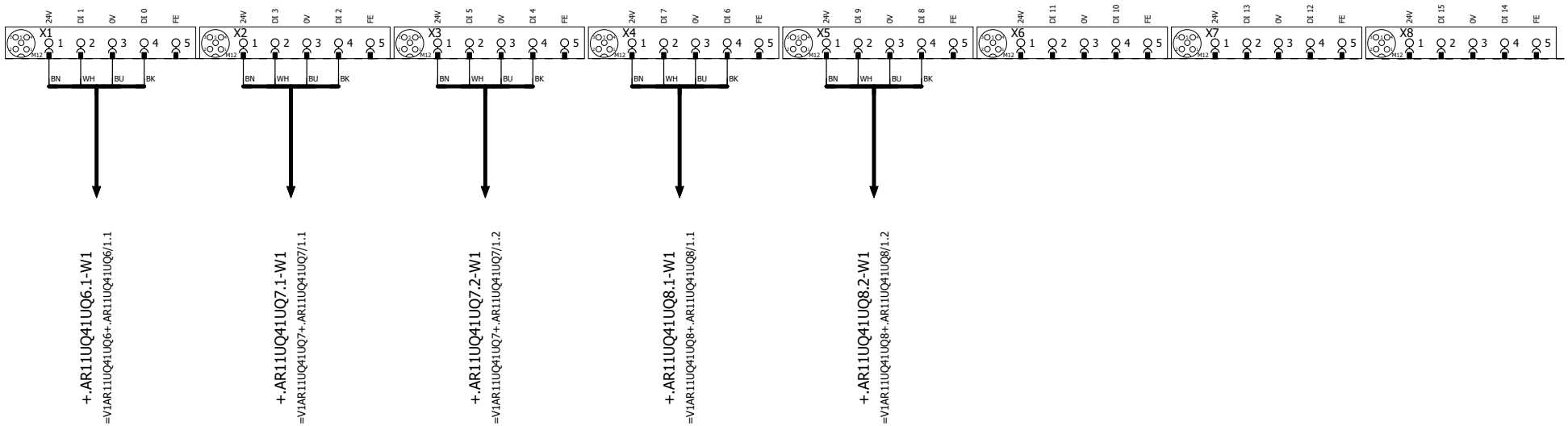

2 4

			Date	9/22/2022	Volvo Trucks North America	Valiant TMS	I/O MOD. DI16 (8 x M12) FOR MPA	Drawing name: =2V03&EFS-EL	= V1AR11UQ41KF1	
			Ed.	MKLEPADLO					+ V1AR11UQ41	
			Appr		P6700 Underbody Floor Skin - Cell 2V03	Scale 1:1		Document type: EFS	Project nr: 22-16151	Page 3
Modification	Date	Name	Original		Replacement of / Replaced by					1721

DI:32	V1AR11UQ41-BG01	Sensor RR/Mid Pnl (L320) RR Pnl (L230/290)
DI:33	V1AR11UQ41-BG03	Sensor Middle Panel (L290)
DI:34	V1AR11UQ41-BG02	Sensor RR/Mid Pnl (L320) RR Pnl (L230/290)
DI:35	V1AR11UQ41-BG04	Sensor Middle Panel (L290)
DI:36	V1AR11UQ41-BG05	Sensor RR/Mid Pnl (L320) RR Pnl (L230/290)
DI:37	V1AR11UQ41-BG07	Sensor Middle Panel (L290)
DI:38	V1AR11UQ41-BG06	Sensor RR/Mid Pnl (L320) RR Pnl (L230/290)
DI:39	V1AR11UQ41-BG08	Sensor Middle Panel (L290)
DI:40	V1AR11UQ41-BG09	Sensor RR/Mid Pnl (L320) RR Pnl (L230/290)
DI:41	V1AR11UQ41-BG11	Sensor Middle Panel (L290)
DI:42	V1AR11UQ41-BG10	Sensor RR/Mid Pnl (L320) RR Pnl (L230/290)
DI:43	V1AR11UQ41-BG12	Sensor Middle Panel (L290)
DI:44	V1AR11UQ41-BG13	Sensor RR/Mid Pnl (L230/290/320)
DI:45	V1AR11UQ41-BG14	Sensor RR/Mid Pnl (L230/290/320)
DI:46	DI:46	Spare
DI:47	DI:47	Spare

-KF1.13

FESTO
CPX-M-AB-8-M12X2-5POL
549335

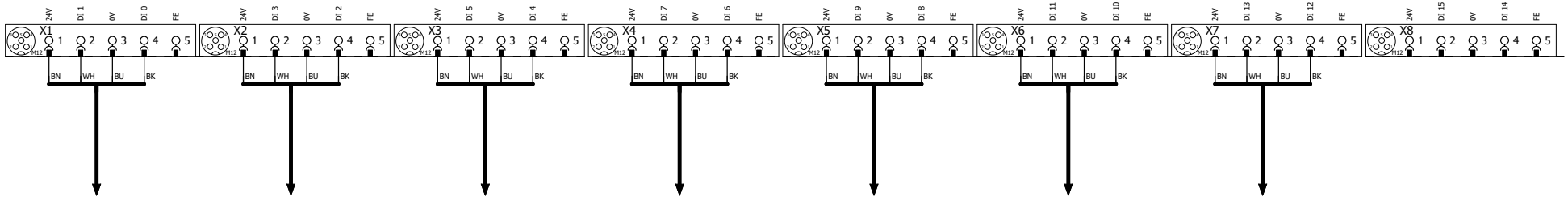

-XG1/3
=V1AR11UQ41BG0/1.1

-XG2/4
=V1AR11UQ41BG0/1.4

-XG5/7
=V1AR11UQ41BG0/1.6

-XG6/8
=V1AR11UQ41BG0/2.1

-XG9/11
=V1AR11UQ41BG0/2.4

-XG10/12
=V1AR11UQ41BG0/2.6

-XG13/14
=V1AR11UQ41BG0/3.1

			Date	9/22/2022	Volvo Trucks North America	Valiant TMS	I/O MOD. DI16 (8 x M12) FOR MPA	Drawing name: =2V03&EFS-EL	= V1AR11UQ41KF1
			Ed.	MKLEPADLO					+ V1AR11UQ41
			Appr		P6700 Underbody Floor Skin - Cell 2V03			Document type: EFS	Project nr: 22-16151
Modification	Date	Name	Original		Replacement of / Replaced by	Scale 1:1			Page 4 / 1721

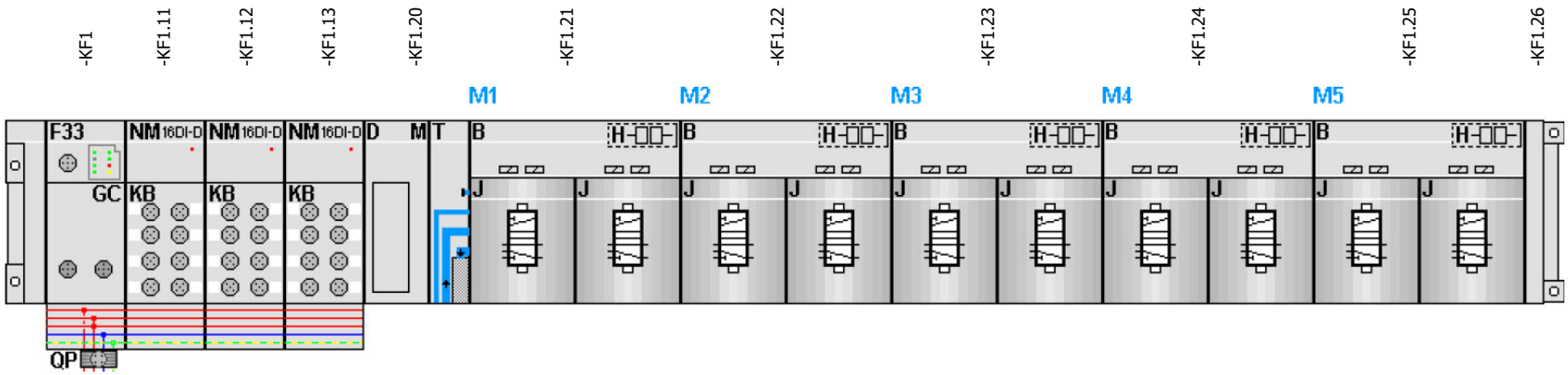

-KF1.21
=V1AR11UQ41UQ1+.AR11UQ41UQ1/1.3
=V1AR11UQ41UQ2+.AR11UQ41UQ2/1.3

FESTO

=V1AR11UQ41UQ1+.AR11UQ41UQ1/1.4	DO:0	DO 0 1.1	-QN1.1_Q	L230/290/320 RR Pnl Shot Pins (RST)
=V1AR11UQ41UQ1+.AR11UQ41UQ1/1.4	DO:1	DO 1 1.2	-QN1.2_Q	L230/290/320 RR Pnl Shot Pins (SET)
=V1AR11UQ41UQ2+.AR11UQ41UQ2/1.4	DO:2	DO 2 2.1	-QN2.1_Q	Common Shot Pins (RST)
=V1AR11UQ41UQ2+.AR11UQ41UQ2/1.4	DO:3	DO 3 2.2	-QN2.2_Q	Common Shot Pins (SET)

-KF1.22
=V1AR11UQ41UQ3+.AR11UQ41UQ3/1.3
=V1AR11UQ41UQ4+.AR11UQ41UQ4/1.3

FESTO

=V1AR11UQ41UQ3+.AR11UQ41UQ3/1.4	DO:4	DO 4 1.1	-QN3.1_Q	L230 RR L290/320 Mid Pnl Vacuums (RST)
=V1AR11UQ41UQ3+.AR11UQ41UQ3/1.4	DO:5	DO 5 1.2	-QN3.2_Q	L230 RR L290/320 Mid Pnl Vacuums (SET)
=V1AR11UQ41UQ4+.AR11UQ41UQ4/1.4	DO:6	DO 6 2.1	-QN4.1_Q	Common Vacuums (RST)
=V1AR11UQ41UQ4+.AR11UQ41UQ4/1.4	DO:7	DO 7 2.2	-QN4.2_Q	Common Vacuums (SET)

-KF1.23
=V1AR11UQ41UQ5+.AR11UQ41UQ5/1.3
=V1AR11UQ41UQ6+.AR11UQ41UQ6/1.3

FESTO

=V1AR11UQ41UQ5+.AR11UQ41UQ5/1.4	DO:8	DO 8 1.1	-QN5.1_Q	L320 RR/Mid Pnl L230/290 RR Pnl Clamps (RST)
=V1AR11UQ41UQ5+.AR11UQ41UQ5/1.4	DO:9	DO 9 1.2	-QN5.2_Q	L320 RR/Mid Pnl L230/290 RR Pnl Clamps (SET)
=V1AR11UQ41UQ6+.AR11UQ41UQ6/1.4	DO:10	DO 10 2.1	-QN6.1_Q	L290 Mid Pnl Vacuum (RST)
=V1AR11UQ41UQ6+.AR11UQ41UQ6/1.4	DO:11	DO 11 2.2	-QN6.2_Q	L290 Mid Pnl Vacuum (SET)

-KF1.24
=V1AR11UQ41UQ7+.AR11UQ41UQ7/1.3
=V1AR11UQ41UQ8+.AR11UQ41UQ8/1.3

FESTO

=V1AR11UQ41UQ7+.AR11UQ41UQ7/1.4	DO:12	DO 12 1.1	-QN7.1_Q	L290 Mid Pnl Clamps (RST)
=V1AR11UQ41UQ7+.AR11UQ41UQ7/1.4	DO:13	DO 13 1.2	-QN7.2_Q	L290 Mid Pnl Clamps (SET)
=V1AR11UQ41UQ8+.AR11UQ41UQ8/1.4	DO:14	DO 14 2.1	-QN8.1_Q	L320 Mid Pnl Shot Pins (RST)
=V1AR11UQ41UQ8+.AR11UQ41UQ8/1.4	DO:15	DO 15 2.2	-QN8.2_Q	L320 Mid Pnl Shot Pins (SET)

-KF1.25
=V1AR11UQ41UQ9+.AR11UQ41UQ9/1.3
=V1AR11UQ41UQ10+.AR11UQ41UQ10/1.3

FESTO

=V1AR11UQ41UQ9+.AR11UQ41UQ9/1.4	DO:16	DO 16 1.1	-QN9.1_Q	Spare (RST)
=V1AR11UQ41UQ9+.AR11UQ41UQ9/1.4	DO:17	DO 17 1.2	-QN9.2_Q	Spare (SET)
=V1AR11UQ41UQ10+.AR11UQ41UQ10/1.4	DO:18	DO 18 2.1	-QN10.1_Q	Spare (RST)
=V1AR11UQ41UQ10+.AR11UQ41UQ10/1.4	DO:19	DO 19 2.2	-QN10.2_Q	Spare (SET)

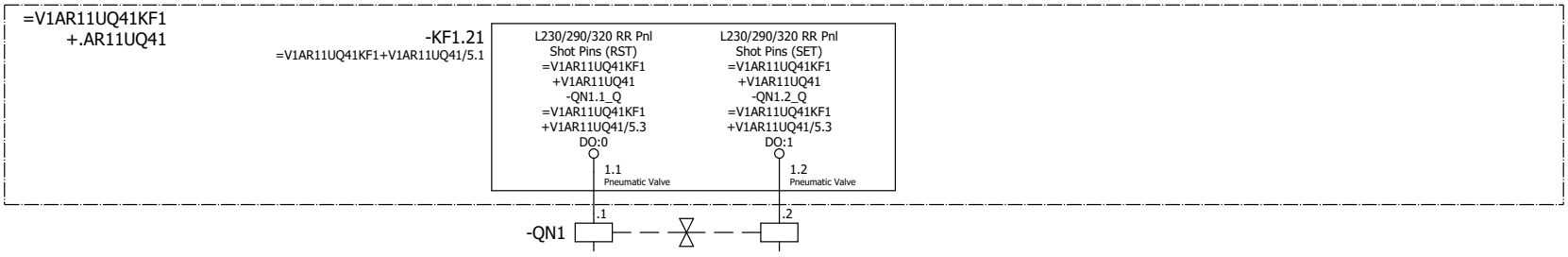

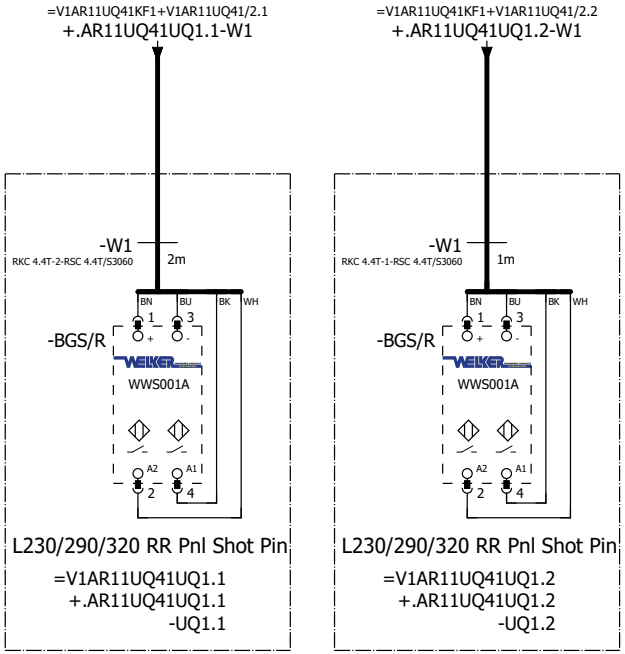

=V1AR11UQ41
-UQ1.1-BGS/R
L230/290/320
RR Pnl Shot Pin

=V1AR11UQ41
-UQ1.2-BGS/R
L230/290/320
RR Pnl Shot Pin

=V1AR11UQ41KF1+V1AR11UQ41/5

=V1AR11UQ41UQ2+.AR11UQ41UQ2/1

			Date	9/22/2022	Volvo Trucks North America	Valiant TMS	FESTO DQ CONNECTION QN1	Drawing name: =2V03&EFS-EL	= V1AR11UQ41UQ1	
			Ed.	MKLEPADLO					+ V1AR11UQ41UQ1	
			Appr		P6700 Underbody Floor Skin - Cell 2V03	Scale 1:1		Document type: EFS	Project nr: 22-16151	Page 1
Modification	Date	Name	Original		Replacement of	Replaced by				1721

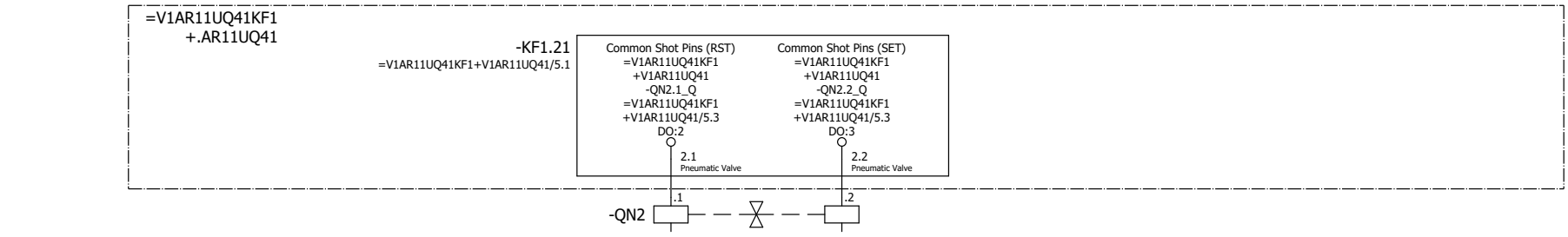

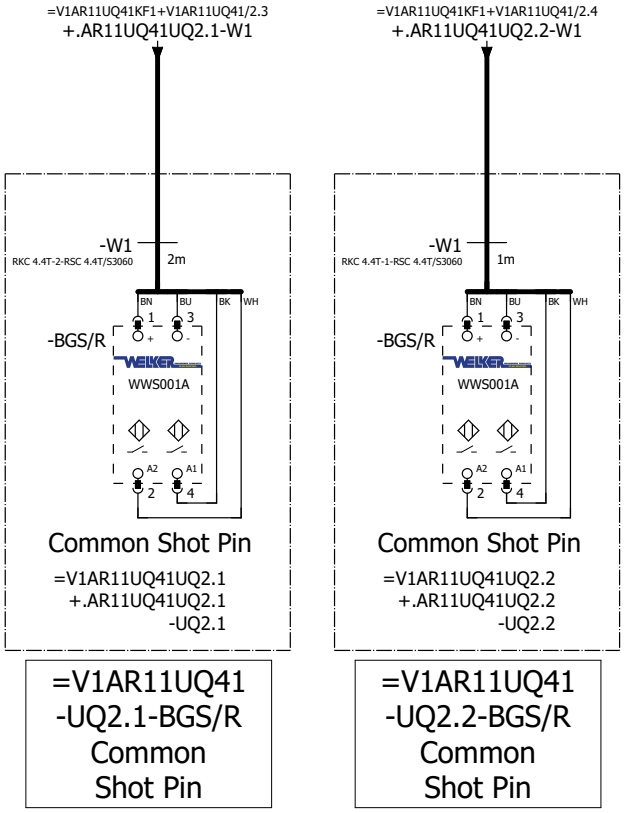

=V1AR11UQ41
-UQ2.1-BGS/R
Common
Shot Pin

=V1AR11UQ41
-UQ2.2-BGS/R
Common
Shot Pin

=V1AR11UQ41UQ1+.AR11UQ41UQ1/1

=V1AR11UQ41UQ3+.AR11UQ41UQ3/1

			Date	9/22/2022	Volvo Trucks North America		Valiant TMS	FESTO DQ CONNECTION QN2	Drawing name: =2V03&EFS-EL	= V1AR11UQ41UQ2	
			Ed.	MKLEPADLO						+ V1AR11UQ41UQ2	
			Appr		P6700 Underbody Floor Skin - Cell 2V03				Document type: EFS	Project nr: 22-16151	Page 1
Modification	Date	Name	Original		Replacement of	Replaced by	Scale 1:1				1721

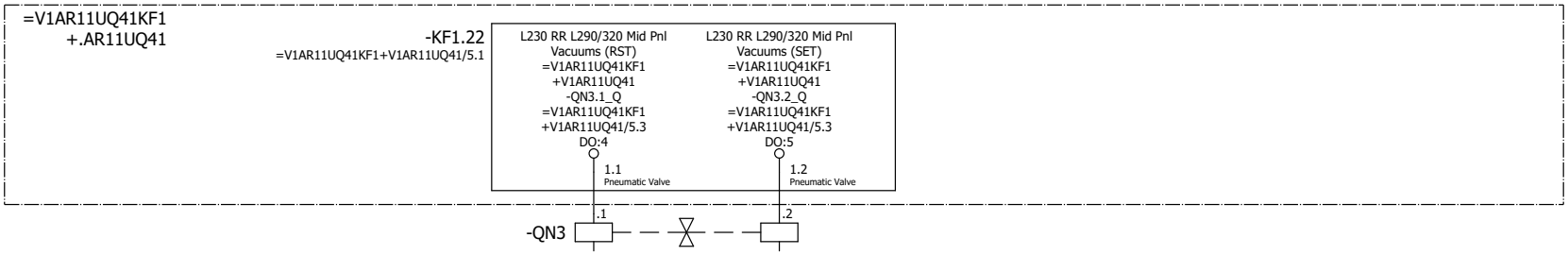

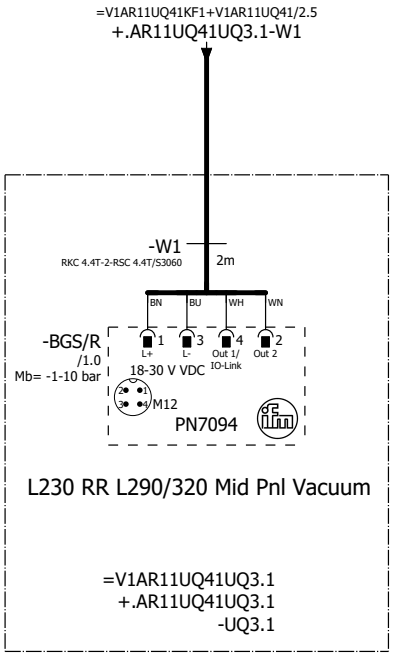

=V1AR11UQ41 -UQ3.1-BGS/R L230 RR L290/320 Mid Pnl Vacuum

=V1AR11UQ41UQ2+.AR11UQ41UQ2/1

=V1AR11UQ41UQ4+.AR11UQ41UQ4/1

			Date	9/22/2022	Volvo Trucks North America	Valiant TMS	FESTO DQ CONNECTION QN3	Drawing name: =2V03&EFS-EL	= V1AR11UQ41UQ3	
			Ed.	MKLEPADLO					+ V1AR11UQ41UQ3	
			Appr		P6700 Underbody Floor Skin - Cell 2V03			Document type: EFS	Project nr: 22-16151	Page 1
Modification	Date	Name	Original		Replacement of	Replaced by	Scale 1:1			1721

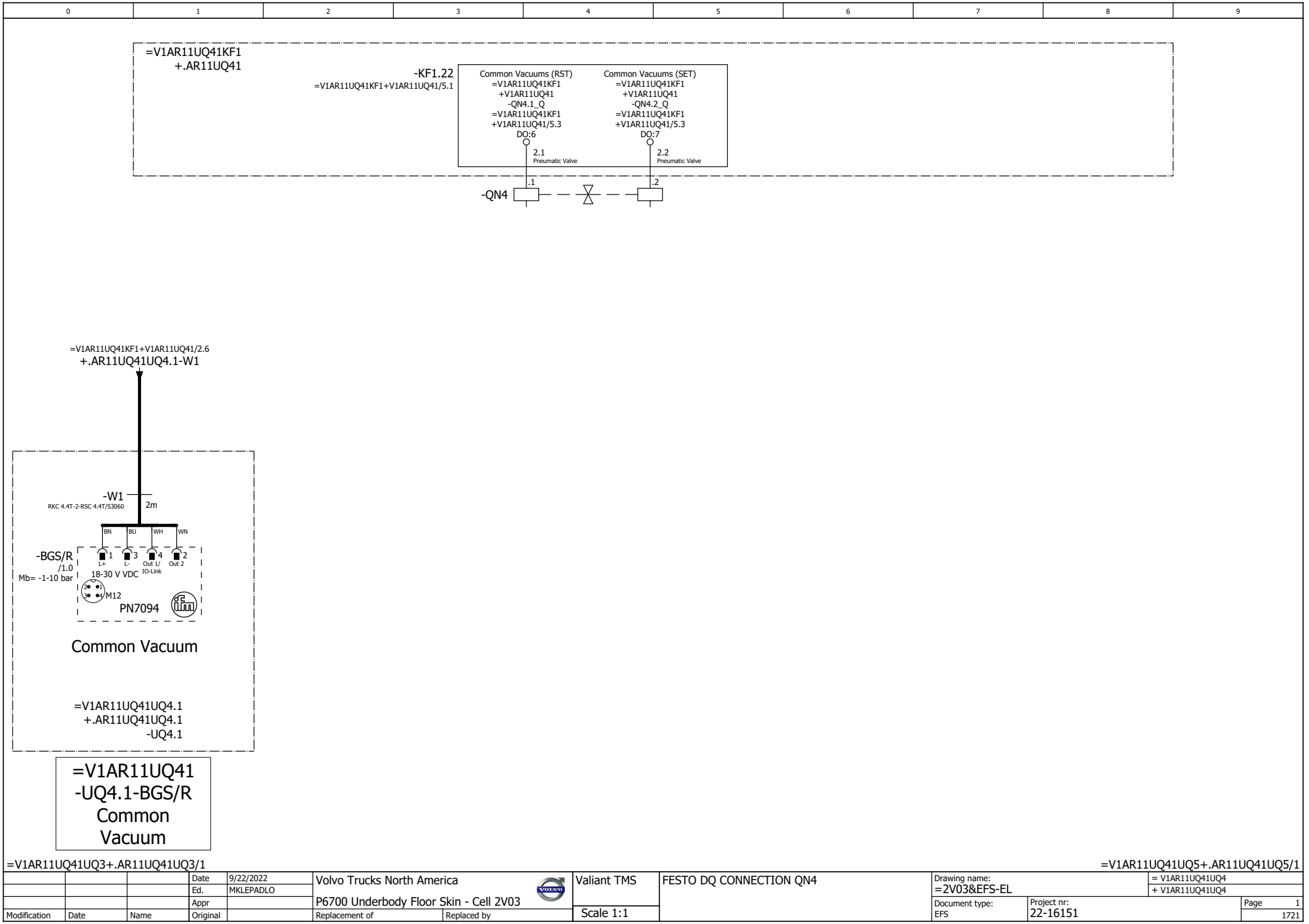

=V1AR11UQ41UQ3+.AR11UQ41UQ3/1

=V1AR11UQ41UQ5+.AR11UQ41UQ5/1

			Date	9/22/2022	Volvo Trucks North America	Valiant TMS	FESTO DQ CONNECTION QN4	Drawing name: =2V03&EFS-EL	= V1AR11UQ41UQ4	
			Ed.	MKLEPADLO					+ V1AR11UQ41UQ4	
			Appr		P6700 Underbody Floor Skin - Cell 2V03			Document type: EFS	Project nr: 22-16151	Page 1
Modification	Date	Name	Original		Replacement of	Replaced by	Scale 1:1			1721

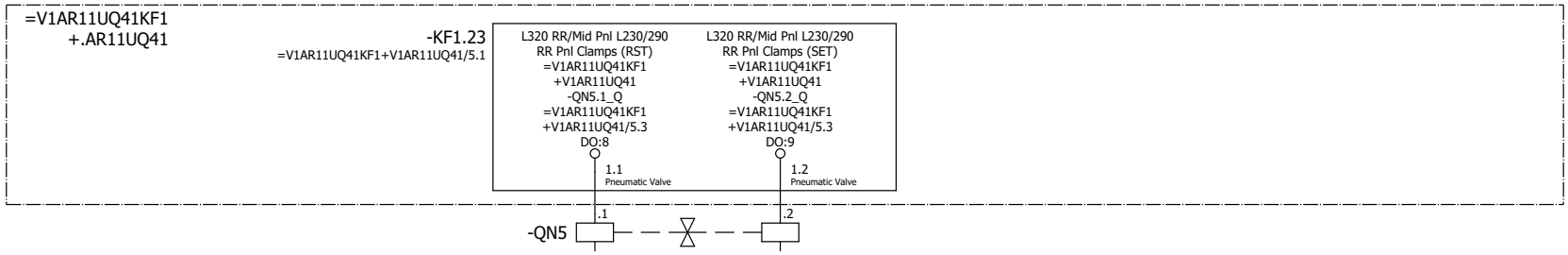

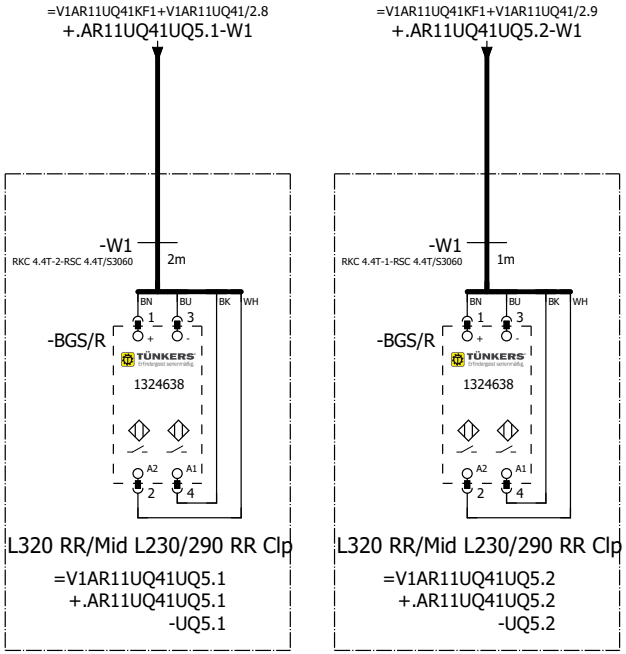

=V1AR11UQ41
-UQ5.1-BGS/R
L320 RR/Mid
L230/290 RR Clp

=V1AR11UQ41
-UQ5.2-BGS/R
L320 RR/Mid
L230/290 RR Clp

=V1AR11UQ41UQ4+.AR11UQ41UQ4/1

=V1AR11UQ41UQ6+.AR11UQ41UQ6/1

			Date	9/22/2022	Volvo Trucks North America	Valiant TMS	FESTO DQ CONNECTION QN5	Drawing name: =2V03&EFS-EL	= V1AR11UQ41UQ5		
			Ed.	MKLEPADLO					+ V1AR11UQ41UQ5		
			Appr		P6700 Underbody Floor Skin - Cell 2V03			Document type: EFS	Project nr: 22-16151	Page	1
Modification	Date	Name	Original		Replacement of	Replaced by	Scale 1:1				1721

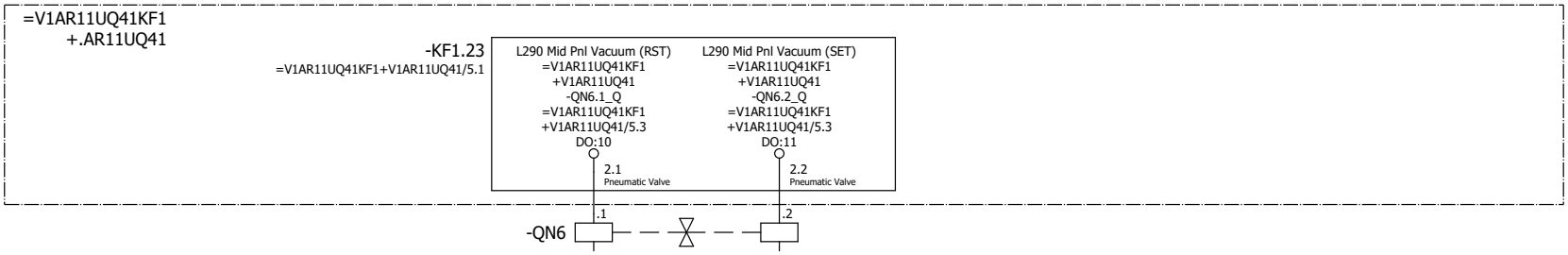

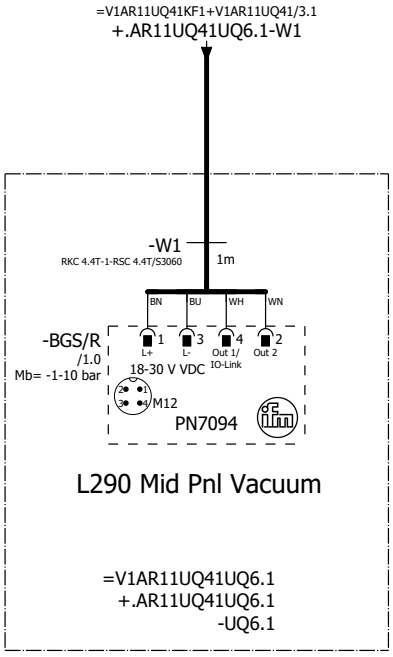

=V1AR11UQ41
-UQ6.1-BGS/R
L290 Mid Pnl
Vacuum

=V1AR11UQ41UQ5+.AR11UQ41UQ5/1

=V1AR11UQ41UQ7+.AR11UQ41UQ7/1

			Date	9/22/2022	Volvo Trucks North America	Valiant TMS	FESTO DQ CONNECTION QN6	Drawing name: =2V03&EFS-EL	= V1AR11UQ41UQ6	
			Ed.	MKLEPADLO					+ V1AR11UQ41UQ6	
			Appr		P6700 Underbody Floor Skin - Cell 2V03			Document type: EFS	Project nr: 22-16151	Page 1
Modification	Date	Name	Original		Replacement of	Replaced by	Scale 1:1			1721

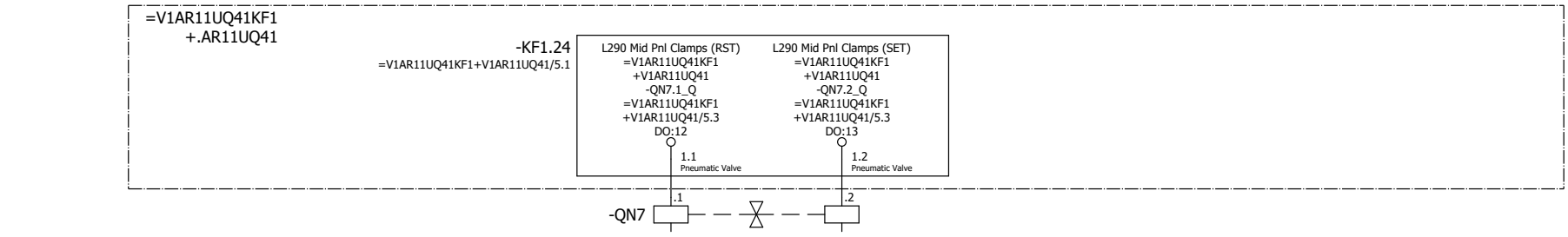

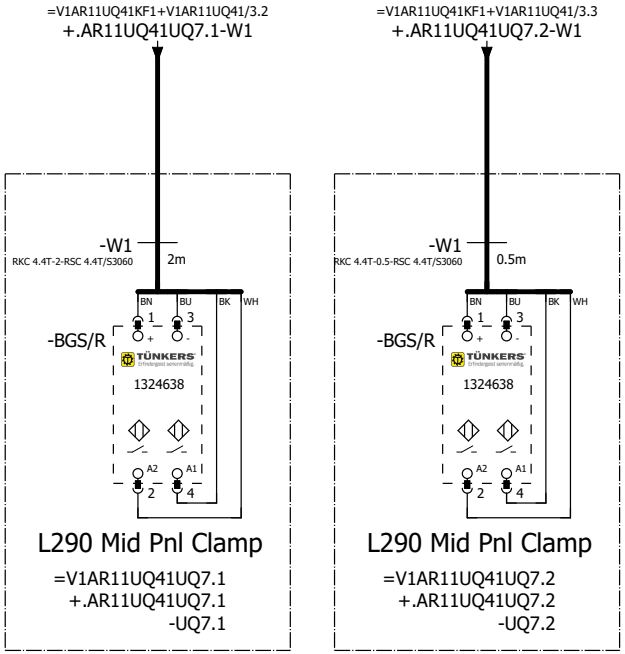

=V1AR11UQ41UQ6+.AR11UQ41UQ6/1

=V1AR11UQ41UQ8+.AR11UQ41UQ8/1

			Date	9/22/2022	Volvo Trucks North America	Valiant TMS	FESTO DQ CONNECTION QN7	Drawing name: =2V03&EFS-EL	= V1AR11UQ41UQ7	
			Ed.	MKLEPADLO					+ V1AR11UQ41UQ7	
			Appr		P6700 Underbody Floor Skin - Cell 2V03	Scale 1:1		Document type: EFS	Project nr: 22-16151	Page 1
Modification	Date	Name	Original		Replacement of	Replaced by				1721

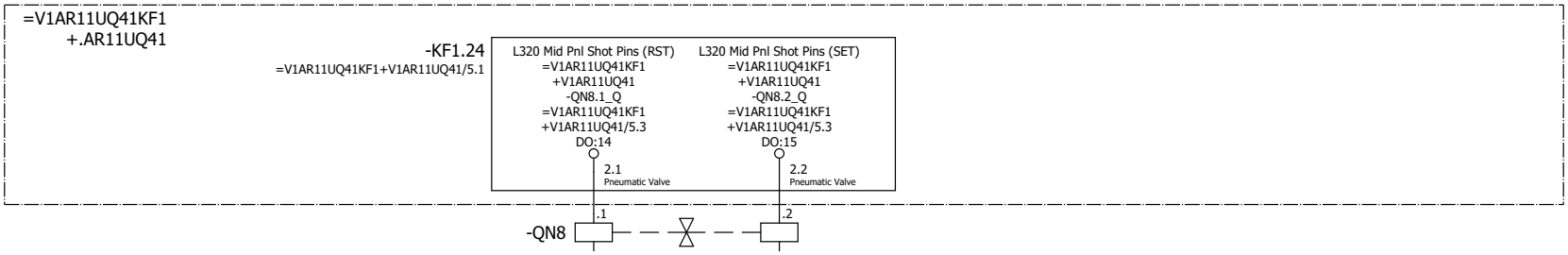

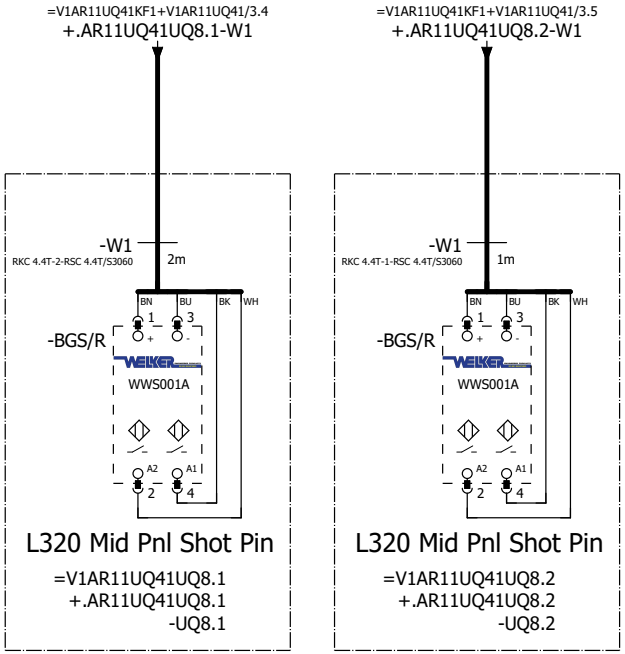

=V1AR11UQ41UQ7+.AR11UQ41UQ7/1

=V1AR11UQ41UQ9+.AR11UQ41UQ9/1

			Date	9/22/2022	Volvo Trucks North America	Valiant TMS	FESTO DQ CONNECTION QN8	Drawing name: =2V03&EFS-EL	= V1AR11UQ41UQ8		
			Ed.	MKLEPADLO					+ V1AR11UQ41UQ8		
			Appr		P6700 Underbody Floor Skin - Cell 2V03	Scale 1:1		Document type: EFS	Project nr: 22-16151	Page	1
Modification	Date	Name	Original		Replacement of	Replaced by					1721

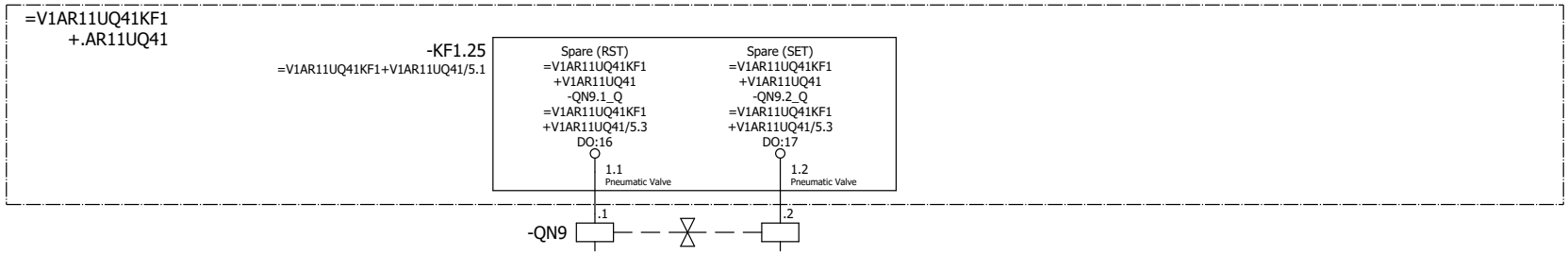

=V1AR11UQ41UQ8+.AR11UQ41UQ8/1

=V1AR11UQ41UQ10+.AR11UQ41UQ10/1

			Date	9/22/2022	Volvo Trucks North America		Valiant TMS	FESTO DQ CONNECTION QN9	Drawing name: =2V03&EFS-EL	= V1AR11UQ41UQ9	
			Ed.	MKLEPADLO						+ V1AR11UQ41UQ9	
			Appr		P6700 Underbody Floor Skin - Cell 2V03				Document type: EFS	Project nr: 22-16151	Page 1
Modification	Date	Name	Original		Replacement of	Replaced by	Scale 1:1				1721

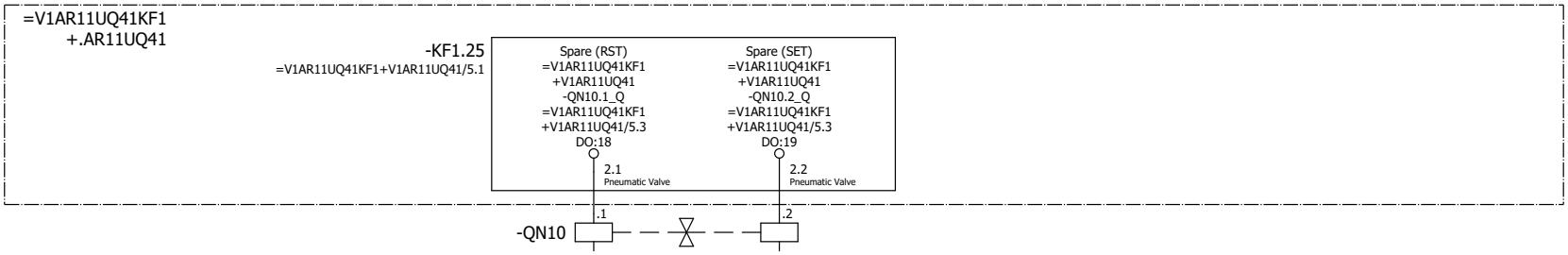

=V1AR11UQ41UQ9+.AR11UQ41UQ9/1

=V1AR11WC1+.AR11UC01/1

			Date	9/22/2022	Volvo Trucks North America		Valiant TMS	FESTO DQ CONNECTION QN10	Drawing name: =2V03&EFS-EL	= V1AR11UQ41UQ10
			Ed.	MKLEPADLO						+ V1AR11UQ41UQ10
			Appr		P6700 Underbody Floor Skin - Cell 2V03				Document type: EFS	Project nr: 22-16151
Modification	Date	Name	Original		Replacement of	Replaced by	Scale 1:1			Page 1 / 1721

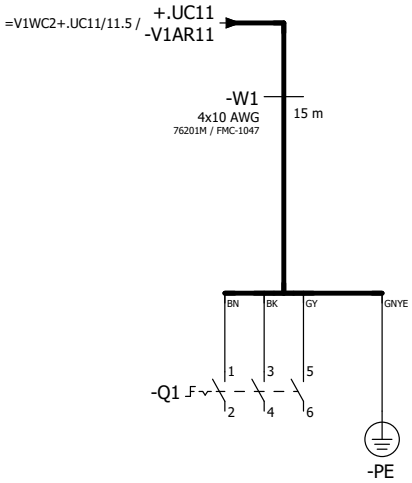

=V1AR11UQ41UQ10+.AR11UQ41UQ10/1

=V1AR12KF1+.AR12UC01/1

			Date	9/22/2022	Volvo Trucks North America		Valiant TMS	Incoming power	Drawing name: =2V03&EFS-EL	= V1AR11WC1
			Ed.	MKLEPADLO						+ V1AR11UC01
			Appr		P6700 Underbody Floor Skin - Cell 2V03				Document type: EFS	Project nr: 22-16151
Modification	Date	Name	Original		Replacement of	Replaced by	Scale 1:1			Page 1 / 1721

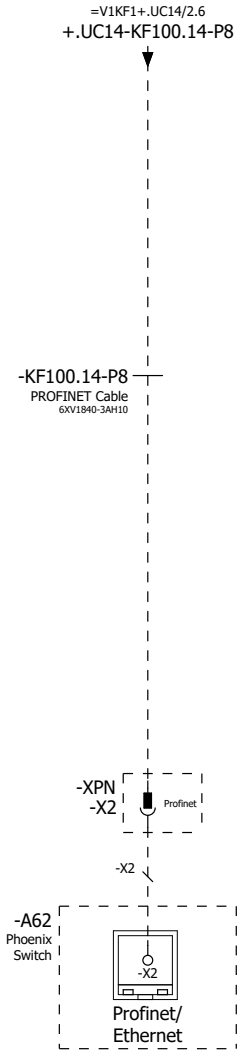

=V1AR11WC1+.AR11UC01/1

=V1AR12UQ41BG0+.AR12UQ41/1

			Date	12/2/2022	Volvo Trucks North America		Valiant TMS	Incoming Profinet	Drawing name: =2V03&EFS-EL	= V1AR12KF1
			Ed.	MKLEPADLO						+ V1AR12UC01
			Appr		P6700 Underbody Floor Skin - Cell 2V03				Document type: EFS	Project nr: 22-16151
Modification	Date	Name	Original		Replacement of	Replaced by	Scale 1:1			Page 1 / 1721

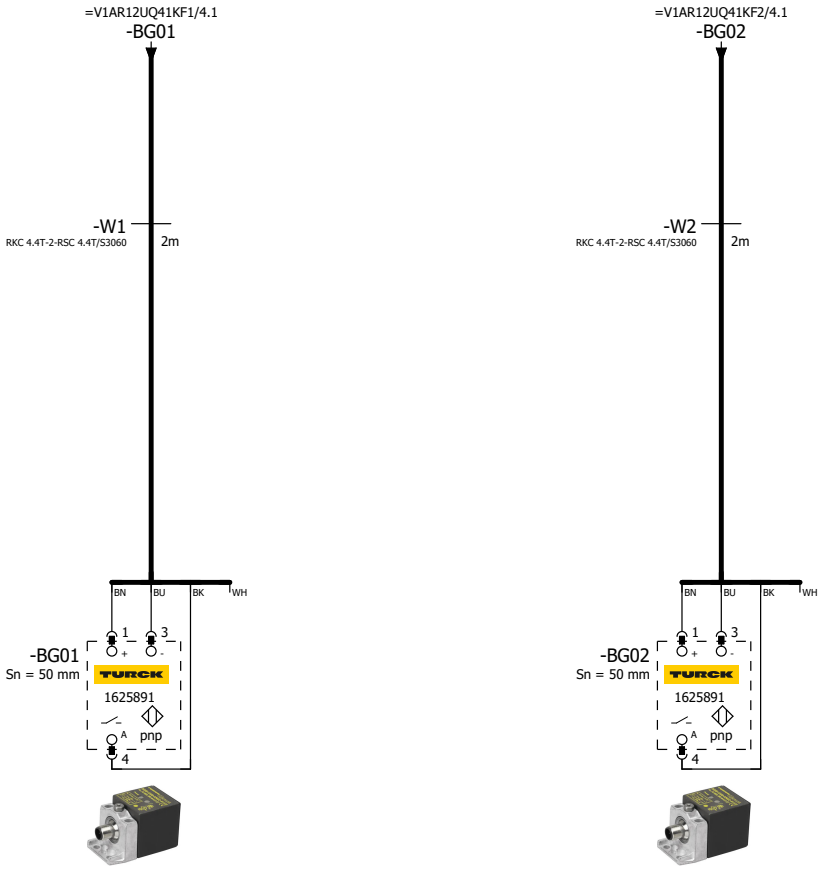

=V1AR12UQ41
-BG01
Floor Skin Assy
(Common)

=V1AR12UQ41
-BG02
Floor Skin Assy
(Common)

=V1AR12KF1+.AR12UC01/1

=V1AR12UQ41KF1/1

			Date	9/22/2022	Volvo Trucks North America		Valiant TMS	SENSORS	Drawing name: =2V03&EFS-EL	= V1AR12UQ41BG0	
			Ed.	MKLEPADLO						+ V1AR12UQ41	
			Appr		P6700 Underbody Floor Skin - Cell 2V03		Scale 1:1		Document type: EFS	Project nr: 22-16151	Page 1
Modification	Date	Name	Original		Replacement of	Replaced by					1721

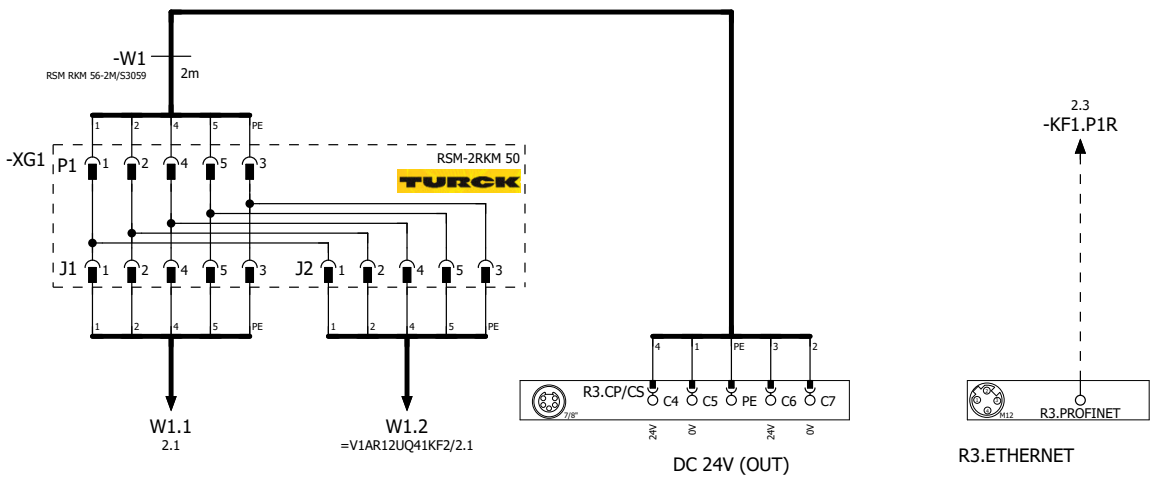

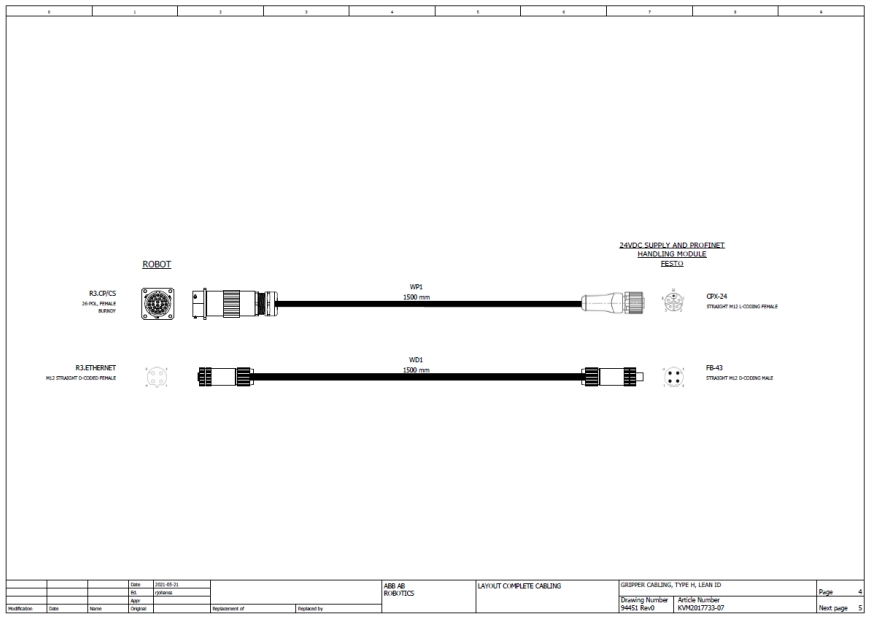

=V1AR12UQ41BG0/1

2

			Date	9/22/2022	Volvo Trucks North America	Valiant TMS	24VDC SUPPLY AND PROFINET HANDLING MODULE	Drawing name: =2V03&EFS-EL	= V1AR12UQ41KF1	
			Ed.	MKLEPADLO					+ V1AR12UQ41	
			Appr		P6700 Underbody Floor Skin - Cell 2V03	Scale 1:1		Document type: EFS	Project nr: 22-16151	Page 1
Modification	Date	Name	Original		Replacement of / Replaced by					1721

1.0 / -W1.1

-W1.1
RSM RKM 56-1M/S3059
1m

1.5 / -KF1.P1R

KF1-P2 / =V1AR12UQ41KF2/2.3

-WF1
PROFINET Cable
6XV1840-3AH10

-KF1

X20 7/8" 1 2 PE 3 4 5
0V_VAL / OUT
0V_EL / SEN
FE
24V_EL / SEN
24V_VAL / OUT

-TP1 M12
-TP2 M12

ON
OFF
1 2 1 2

FESTO
Bus node + Interlinking block
548755 + 550208

-KF1.11

FESTO
CPX-M-AB-8-M12X2-5POL
549335

DI:0	DI 0 X1:4	V1AR12UQ41UQ1.1-BGS	Common Vacuums (SET)
DI:1	DI 1 X1:2	DI:1	Spare
DI:2	DI 2 X2:4	V1AR12UQ41UQ2.1-BGR	Common Clamp (RESET)
DI:3	DI 3 X2:2	V1AR12UQ41UQ2.1-BGS	Common Clamp (SET)
DI:4	DI 4 X3:4	V1AR12UQ41UQ3.1-BGR	L150 Model Clamp (RESET)
DI:5	DI 5 X3:2	V1AR12UQ41UQ3.1-BGS	L150 Model Clamp (SET)
DI:6	DI 6 X4:4	V1AR12UQ41UQ4.1-BGS	L230/290/320 Model Vacuums (SET)
DI:7	DI 7 X4:2	DI:7	Spare
DI:8	DI 8 X5:4	V1AR12UQ41UQ5.1-BGS	L230/320 Model Vacuums (SET)
DI:9	DI 9 X5:2	DI:9	Spare
DI:10	DI 10 X6:4	V1AR12UQ41UQ6.1-BGS	L290 Model Vacuums 1 (SET)
DI:11	DI 11 X6:2	DI:11	Spare
DI:12	DI 12 X7:4	V1AR12UQ41UQ7.1-BGS	L320 Model Vacuums 1 (SET)
DI:13	DI 13 X7:2	DI:13	Spare
DI:14	DI 14 X8:4	V1AR12UQ41UQ8.1-BGR	L230 Model Clamp (RESET)
DI:15	DI 15 X8:2	V1AR12UQ41UQ8.1-BGS	L230 Model Clamp (SET)

X1 M12: 24V | DI 1 | 0V | DI 0 | FE — BN WH BU BK
X2 M12: 24V | DI 3 | 0V | DI 2 | FE — BN WH BU BK
X3 M12: 24V | DI 5 | 0V | DI 4 | FE — BN WH BU BK
X4 M12: 24V | DI 7 | 0V | DI 6 | FE — BN WH BU BK
X5 M12: 24V | DI 9 | 0V | DI 8 | FE — BN WH BU BK
X6 M12: 24V | DI 11 | 0V | DI 10 | FE — BN WH BU BK
X7 M12: 24V | DI 13 | 0V | DI 12 | FE — BN WH BU BK
X8 M12: 24V | DI 15 | 0V | DI 14 | FE — BN WH BU BK

+.AR12UQ41UQ1.1-W1
=V1AR12UQ41UQ1+.AR12UQ41UQ1/1.1

+.AR12UQ41UQ2.1-W1
=V1AR12UQ41UQ2+.AR12UQ41UQ2/1.1

+.AR12UQ41UQ3.1-W1
=V1AR12UQ41UQ3+.AR12UQ41UQ3/1.1

+.AR12UQ41UQ4.1-W1
=V1AR12UQ41UQ4+.AR12UQ41UQ4/1.1

+.AR12UQ41UQ5.1-W1
=V1AR12UQ41UQ5+.AR12UQ41UQ5/1.1

+.AR12UQ41UQ6.1-W1
=V1AR12UQ41UQ6+.AR12UQ41UQ6/1.1

+.AR12UQ41UQ7.1-W1
=V1AR12UQ41UQ7+.AR12UQ41UQ7/1.1

+.AR12UQ41UQ8.1-W1
=V1AR12UQ41UQ8+.AR12UQ41UQ8/1.1

1 3

			Date	9/22/2022	Volvo Trucks North America	Valiant TMS	CONNECTING MOD. FOR MPA MANIFOLD	Drawing name: =2V03&EFS-EL	= V1AR12UQ41KF1	
			Ed.	MKLEPADLO					+ V1AR12UQ41	
			Appr		P6700 Underbody Floor Skin - Cell 2V03	Scale 1:1		Document type: EFS	Project nr: 22-16151	Page 2
Modification	Date	Name	Original		Replacement of	Replaced by				1721

-KF1.12

FESTO

CPX-M-AB-8-M12X2-5POL

549335

DI:16	DI 0 X1:4	V1AR12UQ41UQ9.1-BGS	L290 Model Vacuums 2 (SET)
DI:17	DI 1 X1:2	DI:17	Spare
DI:18	DI 2 X2:4	V1AR12UQ41UQ10.1-BGR	L290 Model Clamp (RESET)
DI:19	DI 3 X2:2	V1AR12UQ41UQ10.1-BGS	L290 Model Clamp (SET)
DI:20	DI 4 X3:4	V1AR12UQ41UQ11.1-BGS	L320 Model Vacuums 2 (SET)
DI:21	DI 5 X3:2	DI:21	Spare
DI:22	DI 6 X4:4	V1AR12UQ41UQ12.1-BGR	L320 Model Clamp (RESET)
DI:23	DI 7 X4:2	V1AR12UQ41UQ12.1-BGS	L320 Model Clamp (SET)
DI:24	DI 8 X5:4	DI:24	Spare
DI:25	DI 9 X5:2	DI:25	Spare
DI:26	DI 10 X6:4	DI:26	Spare
DI:27	DI 11 X6:2	DI:27	Spare
DI:28	DI 12 X7:4	DI:28	Spare
DI:29	DI 13 X7:2	DI:29	Spare
DI:30	DI 14 X8:4	DI:30	Spare
DI:31	DI 15 X8:2	DI:31	Spare

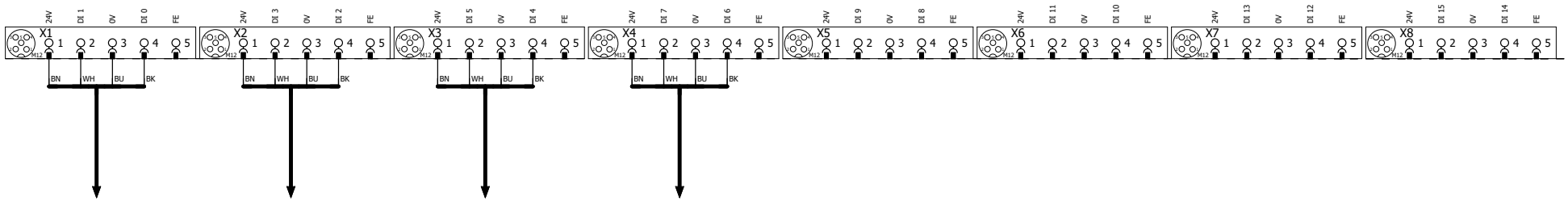

+.AR12UQ41UQ9.1-W1
=V1AR12UQ41UQ9+.AR12UQ41UQ9/1.1

+.AR12UQ41UQ10.1-W1
=V1AR12UQ41UQ10+.AR12UQ41UQ10/1.1

+.AR12UQ41UQ11.1-W1
=V1AR12UQ41UQ11+.AR12UQ41UQ11/1.1

+.AR12UQ41UQ12.1-W1
=V1AR12UQ41UQ12+.AR12UQ41UQ12/1.1

			Date	9/22/2022	Volvo Trucks North America		Valiant TMS	I/O MOD. DI16 (8 x M12) FOR MPA	Drawing name: =2V03&EFS-EL	= V1AR12UQ41KF1	
			Ed.	MKLEPADLO						+ V1AR12UQ41	
			Appr		P6700 Underbody Floor Skin - Cell 2V03		Scale 1:1		Document type: EFS	Project nr: 22-16151	Page 3
Modification	Date	Name	Original		Replacement of	Replaced by					1721



			Date	9/22/2022	Volvo Trucks North America	Valiant TMS	I/O MOD. DI16 (8 x M12) FOR MPA	Drawing name: =2V03&EFS-EL	= V1AR12UQ41KF1 + V1AR12UQ41
			Ed.	MKLEPADLO	P6700 Underbody Floor Skin - Cell 2V03				
			Appr					Document type: EFS	Project nr: 22-16151
Modification	Date	Name	Original		Replacement of / Replaced by	Scale 1:1			Page 4 / 1721

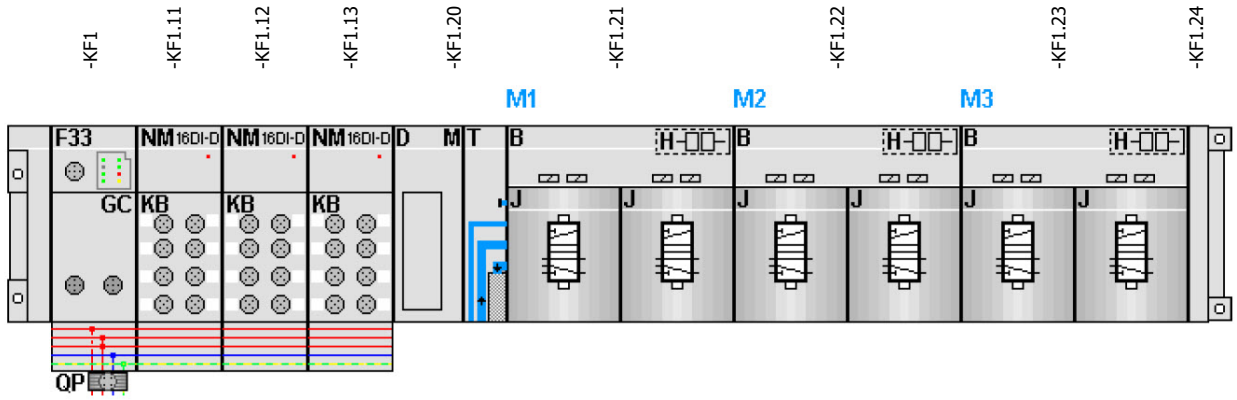

-KF1.21
=V1AR12UQ41UQ1+.AR12UQ41UQ1/1.3
=V1AR12UQ41UQ2+.AR12UQ41UQ2/1.3

FESTO

=V1AR12UQ41UQ1+.AR12UQ41UQ1/1.4	DO:0 DO 0 1.1	-QN1.1_Q	Common Vacuums (RST)
=V1AR12UQ41UQ1+.AR12UQ41UQ1/1.4	DO:1 DO 1 1.2	-QN1.2_Q	Common Vacuums (SET)
=V1AR12UQ41UQ2+.AR12UQ41UQ2/1.4	DO:2 DO 2 2.1	-QN2.1_Q	Common Clamps (RST)
=V1AR12UQ41UQ2+.AR12UQ41UQ2/1.4	DO:3 DO 3 2.2	-QN2.2_Q	Common Clamps (SET)

-KF1.22
=V1AR12UQ41UQ3+.AR12UQ41UQ3/1.3
=V1AR12UQ41UQ4+.AR12UQ41UQ4/1.3

FESTO

=V1AR12UQ41UQ3+.AR12UQ41UQ3/1.4	DO:4 DO 4 1.1	-QN3.1_Q	L150 Model Clamps (RST)
=V1AR12UQ41UQ3+.AR12UQ41UQ3/1.4	DO:5 DO 5 1.2	-QN3.2_Q	L150 Model Clamps (SET)
=V1AR12UQ41UQ4+.AR12UQ41UQ4/1.4	DO:6 DO 6 2.1	-QN4.1_Q	L230/290/320 Vacuums (RST)
=V1AR12UQ41UQ4+.AR12UQ41UQ4/1.4	DO:7 DO 7 2.2	-QN4.2_Q	L230/290/320 Vacuums (SET)

-KF1.23
=V1AR12UQ41UQ5+.AR12UQ41UQ5/1.3
=V1AR12UQ41UQ6+.AR12UQ41UQ6/1.3

FESTO

=V1AR12UQ41UQ5+.AR12UQ41UQ5/1.4	DO:8 DO 8 1.1	-QN5.1_Q	L230/320 Model Vacuums (RST)
=V1AR12UQ41UQ5+.AR12UQ41UQ5/1.4	DO:9 DO 9 1.2	-QN5.2_Q	L230/320 Model Vacuums (SET)
=V1AR12UQ41UQ6+.AR12UQ41UQ6/1.4	DO:10 DO 10 2.1	-QN6.1_Q	L290 Model Vacuums 1 (RST)
=V1AR12UQ41UQ6+.AR12UQ41UQ6/1.4	DO:11 DO 11 2.2	-QN6.2_Q	L290 Model Vacuums 1 (SET)

4 6

			Date	9/22/2022	Volvo Trucks North America	Valiant TMS	CONNECTING MOD. FOR FESTO DQ	Drawing name: =2V03&EFS-EL	= V1AR12UQ41KF1	
			Ed.	MKLEPADLO					+ V1AR12UQ41	
			Appr		P6700 Underbody Floor Skin - Cell 2V03	Scale 1:1		Document type: EFS	Project nr: 22-16151	Page 5
Modification	Date	Name	Original		Replacement of / Replaced by					1721

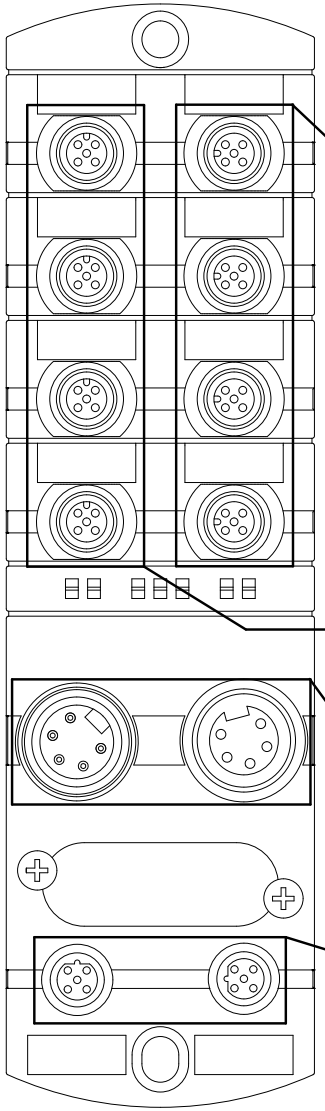

IO-Link (Class A / Class B)

Pin 1: +24 V US / 1 A
Pin 2: DI/DO UA
Pin 3: 0 V
Pin 4: IO-Link, DI
Pin 5: n.c. (Class A) / 0 V (Class B)

DIO

Pin 1: +24 V US / 0,2 A
Pin 2: DI/DO
Pin 3: 0 V
Pin 4: DI/DO
Pin 5: FE

POWER IN / POWER OUT

Pin 1: 0 V UA
Pin 2: 0 V US
Pin 3: FE
Pin 4: +24 V US / 9 A
Pin 5: +24 V UA / 9 A

Port1 / Port2

Pin 1: TD +
Pin 2: RD +
Pin 3: TD -
Pin 4: RD -
Pin 5: n.c.

Art.-Nr.	DIO	IO-Link Class A	IO-Link Class B
55130	X0 ... X7	-	-
55131	X0 ... X5	-	X6, X7
55132	X0 ... X3	X6,X7	X4, X5
55530	X0 ... X7	-	-
55531	X0 ... X5	-	X6, X7
55532	X0 ... X3	X6,X7	X4, X5

			Date	9/21/2022	Volvo Trucks North America		Valiant TMS	Safety sensors (on tool stand)	Drawing name: =2V03&EFS-EL	= V1AR12UQ41KF1 + V1AR12UQ41
			Ed.	MKLEPADLO	P6700 Underbody Floor Skin - Cell 2V03					
			Appr				Scale 1:1		Document type: EFS	Project nr: 22-16151
Modification	Date	Name	Original		Replacement of	Replaced by				Page 6 / 1721

=V1AR12UQ41KF1/1.2 / -W1.2

-W1.2
RSM RKM 56-1M/S3059
1m

=V1AR12UQ41KF1/2.4 / -KF1-P2

-WF2
PROFINET Cable
6XV1840-3AH10

-KF2

X20 7/8" 1 2 PE 3 4 5
0V_VAL / OUT
0V_EL / SEN
FE
24V_EL / SEN
24V_VAL / OUT

-TP1 M12
-TP2 M12

ON
OFF
1 2 1 2

FESTO
Bus node + Interlinking block
548755 + 550208

-KF2.11

FESTO
CPX-M-AB-8-M12X2-5POL
549335

DI:48	DI 0 X1:4	DI:48	Spare
DI:49	DI 1 X1:2	DI:49	Spare
DI:50	DI 2 X2:4	V1AR12UQ41UQ2.2-BGR	Common Clamp (RESET)
DI:51	DI 3 X2:2	V1AR12UQ41UQ2.2-BGS	Common Clamp (SET)
DI:52	DI 4 X3:4	V1AR12UQ41UQ3.2-BGR	L150 Model Clamp (RESET)
DI:53	DI 5 X3:2	V1AR12UQ41UQ3.2-BGS	L150 Model Clamp (SET)
DI:54	DI 6 X4:4	DI:54	Spare
DI:55	DI 7 X4:2	DI:55	Spare
DI:56	DI 8 X5:4	DI:56	Spare
DI:57	DI 9 X5:2	DI:57	Spare
DI:58	DI 10 X6:4	DI:58	Spare
DI:59	DI 11 X6:2	DI:59	Spare
DI:60	DI 12 X7:4	DI:60	Spare
DI:61	DI 13 X7:2	DI:61	Spare
DI:62	DI 14 X8:4	V1AR12UQ41UQ8.2-BGR	L230 Model Clamp (RESET)
DI:63	DI 15 X8:2	V1AR12UQ41UQ8.2-BGS	L230 Model Clamp (SET)

X1 M12 24V DI 1 0V DI 0 FE
X2 M12 24V DI 3 0V DI 2 FE
X3 M12 24V DI 5 0V DI 4 FE
X4 M12 24V DI 7 0V DI 6 FE
X5 M12 24V DI 9 0V DI 8 FE
X6 M12 24V DI 11 0V DI 10 FE
X7 M12 24V DI 13 0V DI 12 FE
X8 M12 24V DI 15 0V DI 14 FE

BN WH BU BK

+.AR12UQ41UQ2.2-W1
=V1AR12UQ41UQ2+.AR12UQ41UQ2/1.2

+.AR12UQ41UQ3.2-W1
=V1AR12UQ41UQ3+.AR12UQ41UQ3/1.2

+.AR12UQ41UQ8.2-W1
=V1AR12UQ41UQ8+.AR12UQ41UQ8/1.2

=V1AR12UQ41KF1/6

3

			Date	9/22/2022	Volvo Trucks North America	Valiant TMS	CONNECTING MOD. FOR MPA MANIFOLD	Drawing name: =2V03&EFS-EL		= V1AR12UQ41KF2	
			Ed.	MKLEPADLO						+ V1AR12UQ41	
			Appr		P6700 Underbody Floor Skin - Cell 2V03			Document type: EFS	Project nr: 22-16151		Page 2
Modification	Date	Name	Original		Replacement of	Replaced by	Scale 1:1				1721

-KF2.12

FESTO

CPX-M-AB-8-M12X2-5POL

549335

DI:64	DI 0 X1:4	DI:64	Spare
DI:65	DI 1 X1:2	DI:65	Spare
DI:66	DI 2 X2:4	V1AR12UQ41UQ10.2-BGR	L290 Model Clamp (RESET)
DI:67	DI 3 X2:2	V1AR12UQ41UQ10.2-BGS	L290 Model Clamp (SET)
DI:68	DI 4 X3:4	DI:68	Spare
DI:69	DI 5 X3:2	DI:69	Spare
DI:70	DI 6 X4:4	V1AR12UQ41UQ12.2-BGR	L320 Model Clamp (RESET)
DI:71	DI 7 X4:2	V1AR12UQ41UQ12.2-BGS	L320 Model Clamp (SET)
DI:72	DI 8 X5:4	DI:72	Spare
DI:73	DI 9 X5:2	DI:73	Spare
DI:74	DI 10 X6:4	DI:74	Spare
DI:75	DI 11 X6:2	DI:75	Spare
DI:76	DI 12 X7:4	DI:76	Spare
DI:77	DI 13 X7:2	DI:77	Spare
DI:78	DI 14 X8:4	DI:78	Spare
DI:79	DI 15 X8:2	DI:79	Spare

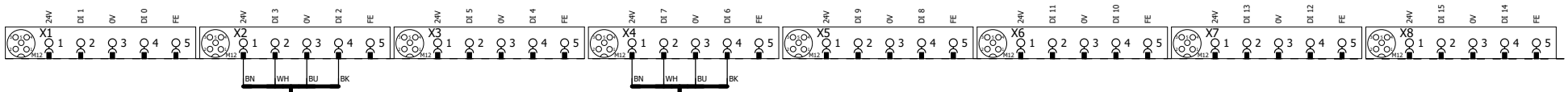

+.AR12UQ41UQ10.2-W1

=V1AR12UQ41UQ10+.AR12UQ41UQ10/1.2

+.AR12UQ41UQ12.2-W1

=V1AR12UQ41UQ12+.AR12UQ41UQ12/1.2

2 4

			Date	9/22/2022	Volvo Trucks North America		Valiant TMS	I/O MOD. DI16 (8 x M12) FOR MPA	Drawing name: =2V03&EFS-EL	= V1AR12UQ41KF2	
			Ed.	MKLEPADLO						+ V1AR12UQ41	
			Appr		P6700 Underbody Floor Skin - Cell 2V03		Scale 1:1		Document type: EFS	Project nr: 22-16151	Page 3
Modification	Date	Name	Original		Replacement of	Replaced by					1721



			Date	9/22/2022	Volvo Trucks North America	Valiant TMS	I/O MOD. DI16 (8 x M12) FOR MPA	Drawing name: =2V03&EFS-EL	= V1AR12UQ41KF2 + V1AR12UQ41
			Ed.	MKLEPADLO	P6700 Underbody Floor Skin - Cell 2V03				
			Appr					Document type: EFS	Project nr: 22-16151
Modification	Date	Name	Original		Replacement of / Replaced by	Scale 1:1			Page 4 / 1721

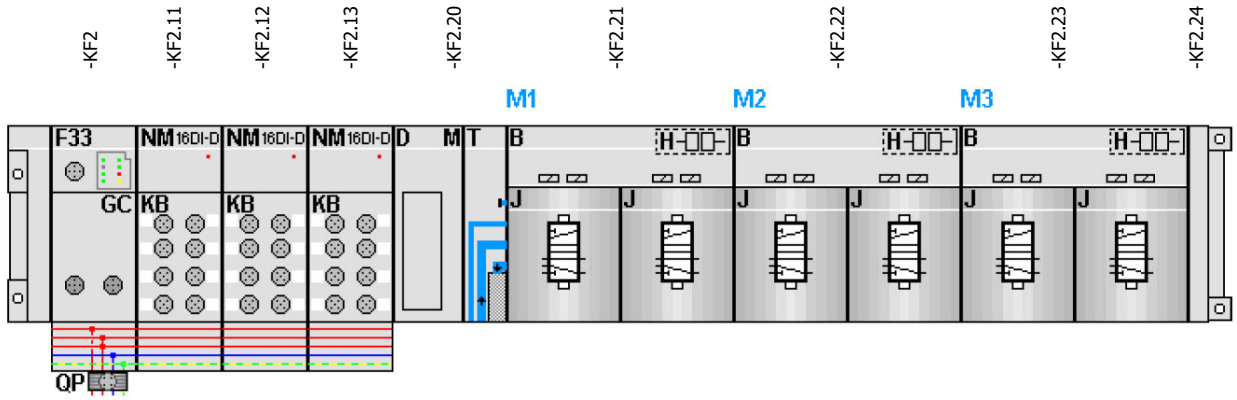

-KF2.21
=V1AR12UQ41UQ7+.AR12UQ41UQ7/1.3
=V1AR12UQ41UQ8+.AR12UQ41UQ8/1.3

FESTO

=V1AR12UQ41UQ7+.AR12UQ41UQ7/1.4	DO:12 DO 12 1.1	-QN7.1_Q	L320 Model Vacuums 1 (RST)
=V1AR12UQ41UQ7+.AR12UQ41UQ7/1.4	DO:13 DO 13 1.2	-QN7.2_Q	L320 Model Vacuums 1 (SET)
=V1AR12UQ41UQ8+.AR12UQ41UQ8/1.4	DO:14 DO 14 2.1	-QN8.1_Q	L230 Model Clamps (RST)
=V1AR12UQ41UQ8+.AR12UQ41UQ8/1.4	DO:15 DO 15 2.2	-QN8.2_Q	L230 Model Clamps (SET)

-KF2.22
=V1AR12UQ41UQ9+.AR12UQ41UQ9/1.3
=V1AR12UQ41UQ10+.AR12UQ41UQ10/1.3

FESTO

=V1AR12UQ41UQ9+.AR12UQ41UQ9/1.4	DO:16 DO 16 1.1	-QN9.1_Q	L290 Model Vacuums 2 (RST)
=V1AR12UQ41UQ9+.AR12UQ41UQ9/1.4	DO:17 DO 17 1.2	-QN9.2_Q	L290 Model Vacuums 2 (SET)
=V1AR12UQ41UQ10+.AR12UQ41UQ10/1.4	DO:18 DO 18 2.1	-QN10.1_Q	L290 Model Clamps (RST)
=V1AR12UQ41UQ10+.AR12UQ41UQ10/1.4	DO:19 DO 19 2.2	-QN10.2_Q	L290 Model Clamps (SET)

-KF2.23
=V1AR12UQ41UQ11+.AR12UQ41UQ11/1.3
=V1AR12UQ41UQ12+.AR12UQ41UQ12/1.3

FESTO

=V1AR12UQ41UQ11+.AR12UQ41UQ11/1.4	DO:20 DO 20 1.1	-QN11.1_Q	L320 Model Vacuums 2 (RST)
=V1AR12UQ41UQ11+.AR12UQ41UQ11/1.4	DO:21 DO 21 1.2	-QN11.2_Q	L320 Model Vacuums 2 (SET)
=V1AR12UQ41UQ12+.AR12UQ41UQ12/1.4	DO:22 DO 22 2.1	-QN12.1_Q	L320 Model Clamps (RST)
=V1AR12UQ41UQ12+.AR12UQ41UQ12/1.4	DO:23 DO 23 2.2	-QN12.2_Q	L320 Model Clamps (SET)

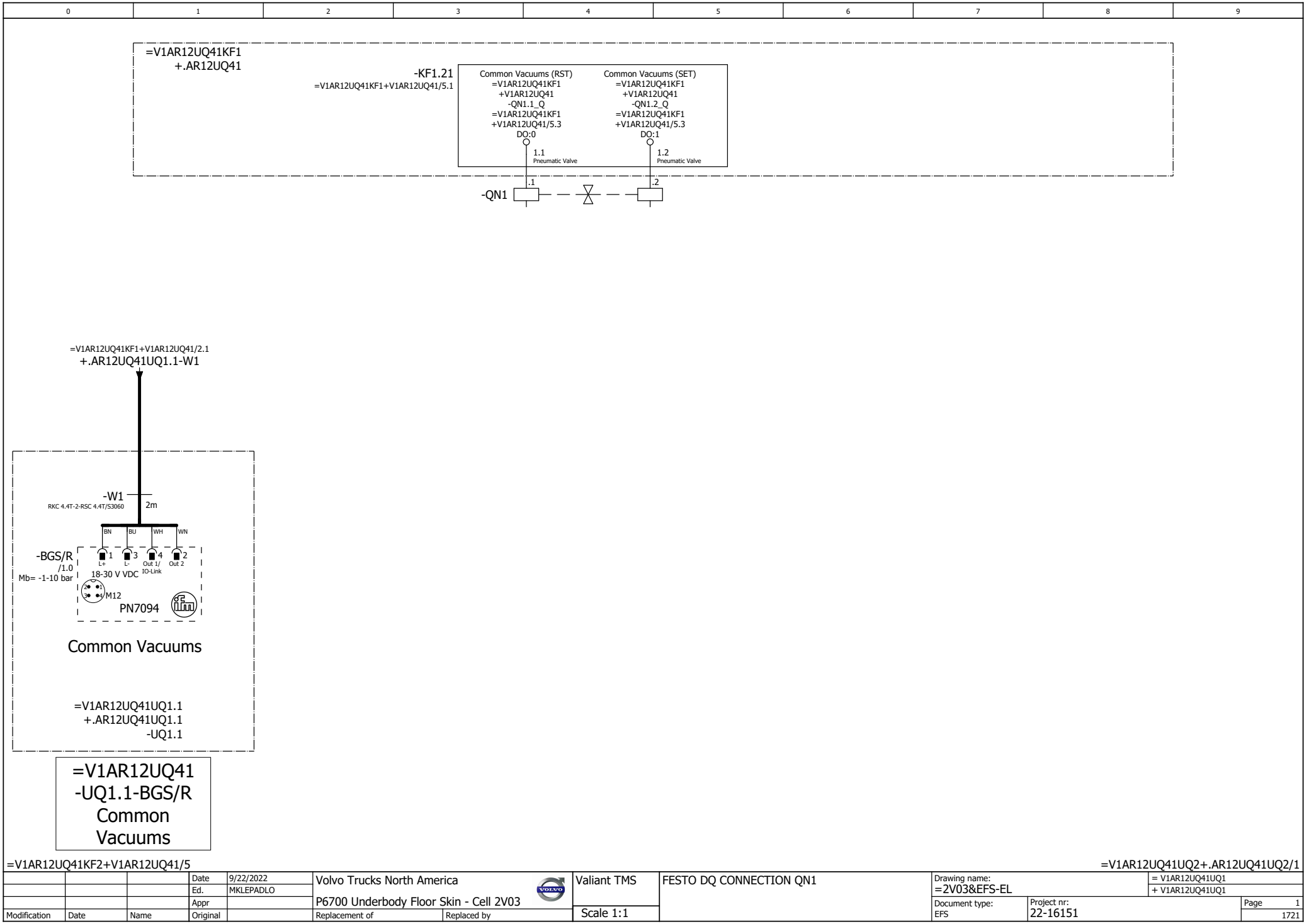

=V1AR12UQ41KF2+V1AR12UQ41/5

=V1AR12UQ41UQ2+.AR12UQ41UQ2/1

			Date	9/22/2022	Volvo Trucks North America	Valiant TMS	FESTO DQ CONNECTION QN1	Drawing name: =2V03&EFS-EL	= V1AR12UQ41UQ1	
			Ed.	MKLEPADLO					+ V1AR12UQ41UQ1	
			Appr		P6700 Underbody Floor Skin - Cell 2V03			Document type: EFS	Project nr: 22-16151	Page 1
Modification	Date	Name	Original		Replacement of	Replaced by	Scale 1:1			1721

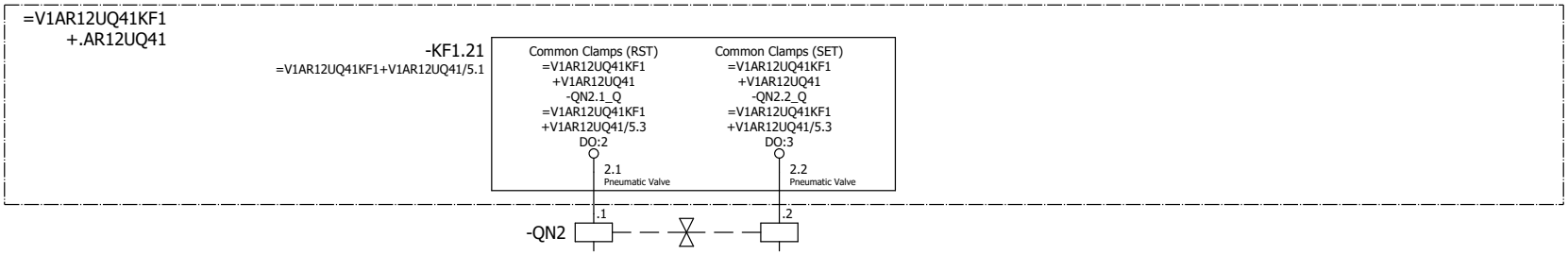

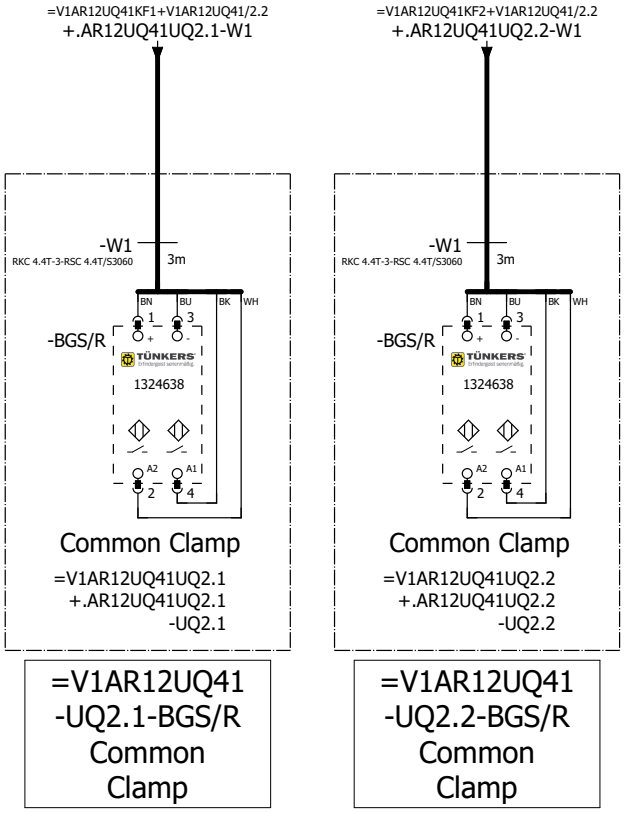

=V1AR12UQ41
-UQ2.1-BGS/R
Common
Clamp

=V1AR12UQ41
-UQ2.2-BGS/R
Common
Clamp

=V1AR12UQ41UQ1+.AR12UQ41UQ1/1

=V1AR12UQ41UQ3+.AR12UQ41UQ3/1

			Date	9/22/2022	Volvo Trucks North America		Valiant TMS	FESTO DQ CONNECTION QN2	Drawing name: =2V03&EFS-EL	= V1AR12UQ41UQ2	
			Ed.	MKLEPADLO						+ V1AR12UQ41UQ2	
			Appr		P6700 Underbody Floor Skin - Cell 2V03				Document type: EFS	Project nr: 22-16151	Page 1
Modification	Date	Name	Original		Replacement of	Replaced by	Scale 1:1				1721

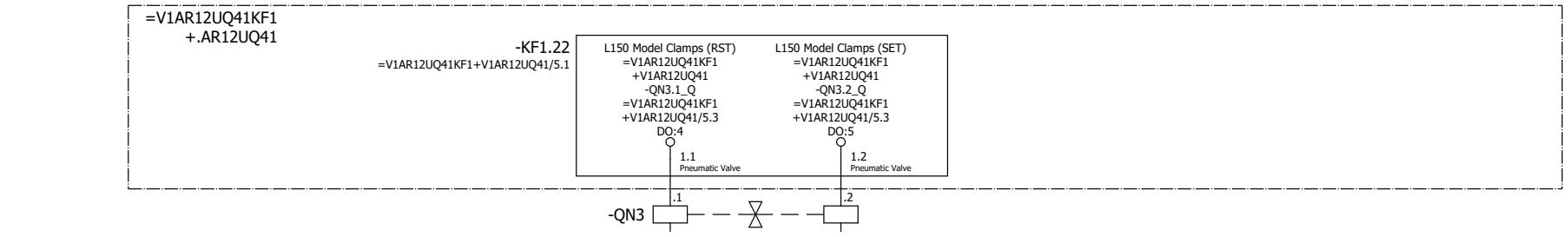

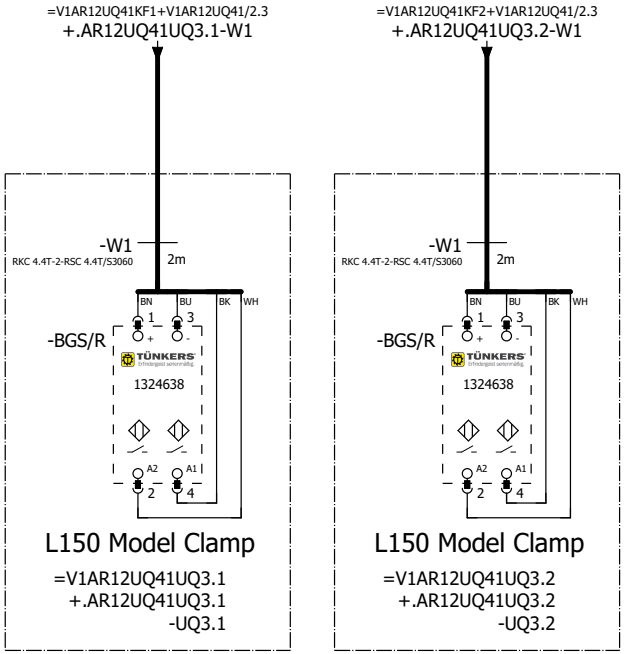

=V1AR12UQ41
-UQ3.1-BGS/R
L150 Model
Clamp

=V1AR12UQ41
-UQ3.2-BGS/R
L150 Model
Clamp

=V1AR12UQ41UQ2+.AR12UQ41UQ2/1

=V1AR12UQ41UQ4+.AR12UQ41UQ4/1

			Date	9/22/2022	Volvo Trucks North America		Valiant TMS	FESTO DQ CONNECTION QN3	Drawing name: =2V03&EFS-EL	= V1AR12UQ41UQ3	
			Ed.	MKLEPADLO						+ V1AR12UQ41UQ3	
			Appr		P6700 Underbody Floor Skin - Cell 2V03				Document type: EFS	Project nr: 22-16151	Page 1
Modification	Date	Name	Original		Replacement of	Replaced by	Scale 1:1				1721

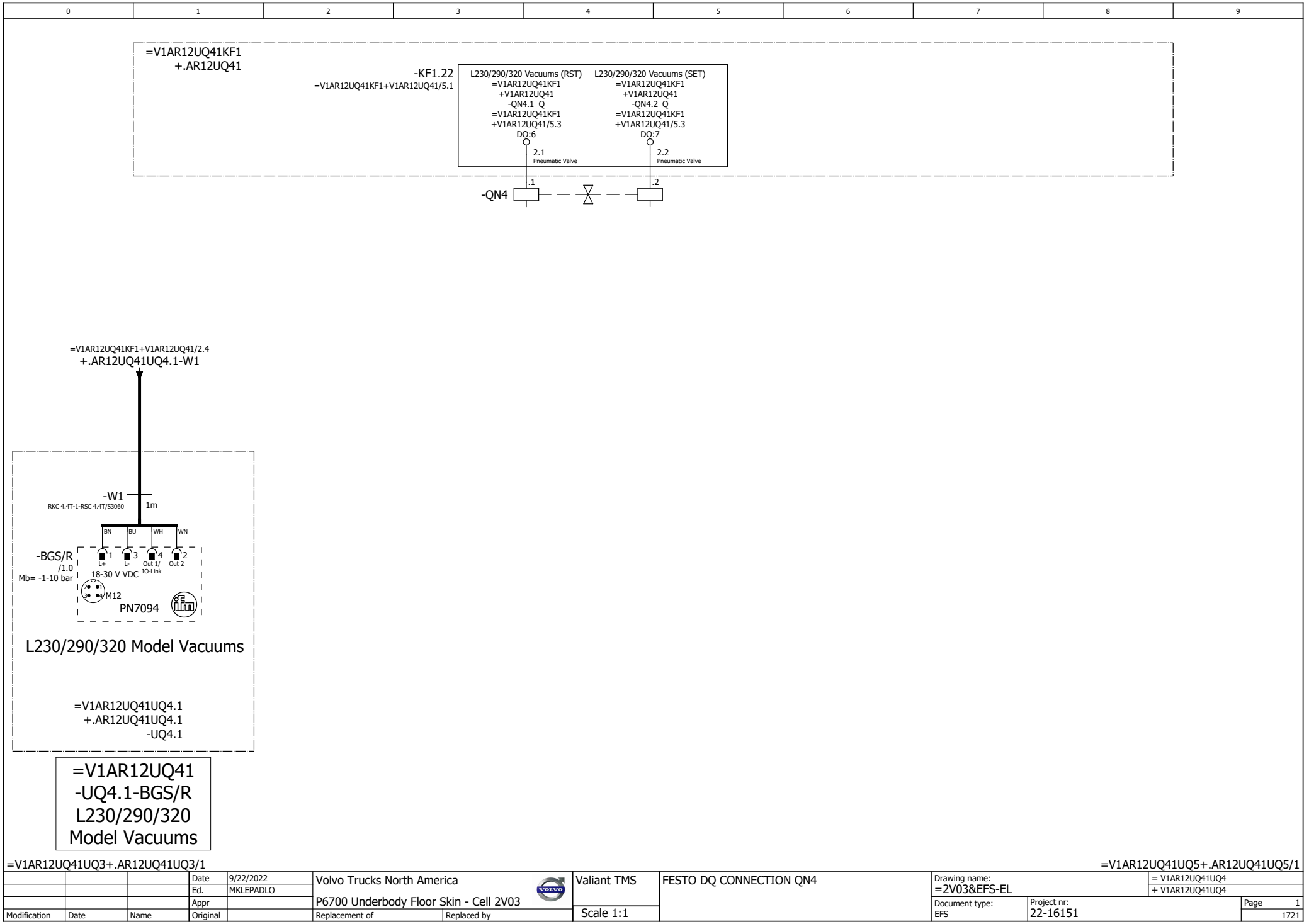

=V1AR12UQ41UQ3+.AR12UQ41UQ3/1

=V1AR12UQ41UQ5+.AR12UQ41UQ5/1

			Date	9/22/2022	Volvo Trucks North America	Valiant TMS	FESTO DQ CONNECTION QN4	Drawing name: =2V03&EFS-EL	= V1AR12UQ41UQ4	
			Ed.	MKLEPADLO					+ V1AR12UQ41UQ4	
			Appr		P6700 Underbody Floor Skin - Cell 2V03			Document type: EFS	Project nr: 22-16151	Page 1
Modification	Date	Name	Original		Replacement of / Replaced by	Scale 1:1				1721

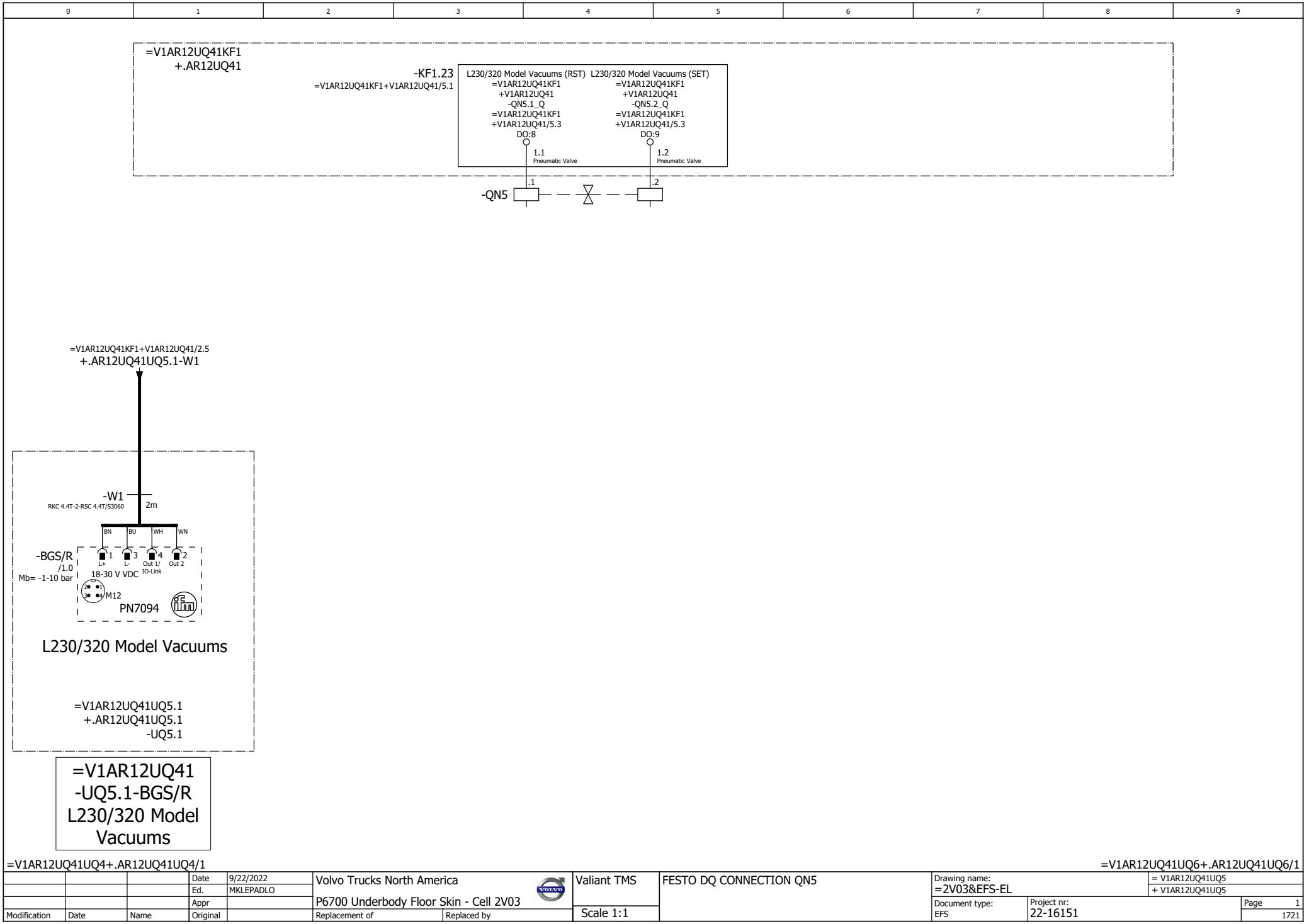

=V1AR12UQ41UQ4+.AR12UQ41UQ4/1

=V1AR12UQ41UQ6+.AR12UQ41UQ6/1

			Date	9/22/2022	Volvo Trucks North America		Valiant TMS	FESTO DQ CONNECTION QN5	Drawing name: =2V03&EFS-EL	= V1AR12UQ41UQ5	
			Ed.	MKLEPADLO						+ V1AR12UQ41UQ5	
			Appr		P6700 Underbody Floor Skin - Cell 2V03				Document type: EFS	Project nr: 22-16151	Page 1
Modification	Date	Name	Original		Replacement of	Replaced by	Scale 1:1				1721

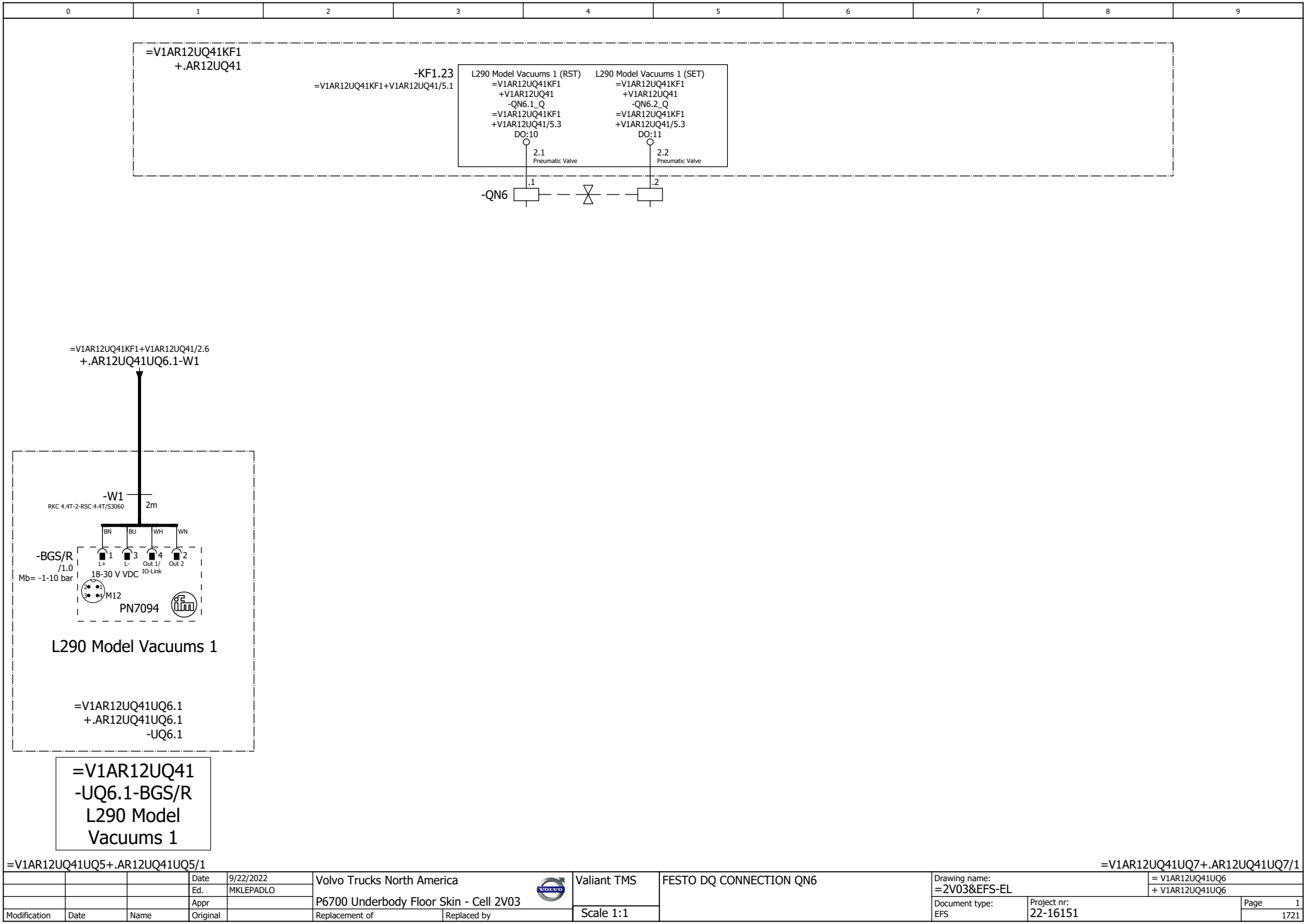

=V1AR12UQ41UQ5+.AR12UQ41UQ5/1

=V1AR12UQ41UQ7+.AR12UQ41UQ7/1

			Date	9/22/2022	Volvo Trucks North America		Valiant TMS	FESTO DQ CONNECTION QN6	Drawing name: =2V03&EFS-EL	= V1AR12UQ41UQ6	
			Ed.	MKLEPADLO						+ V1AR12UQ41UQ6	
			Appr		P6700 Underbody Floor Skin - Cell 2V03				Document type: EFS	Project nr: 22-16151	Page 1
Modification	Date	Name	Original		Replacement of	Replaced by	Scale 1:1				1721

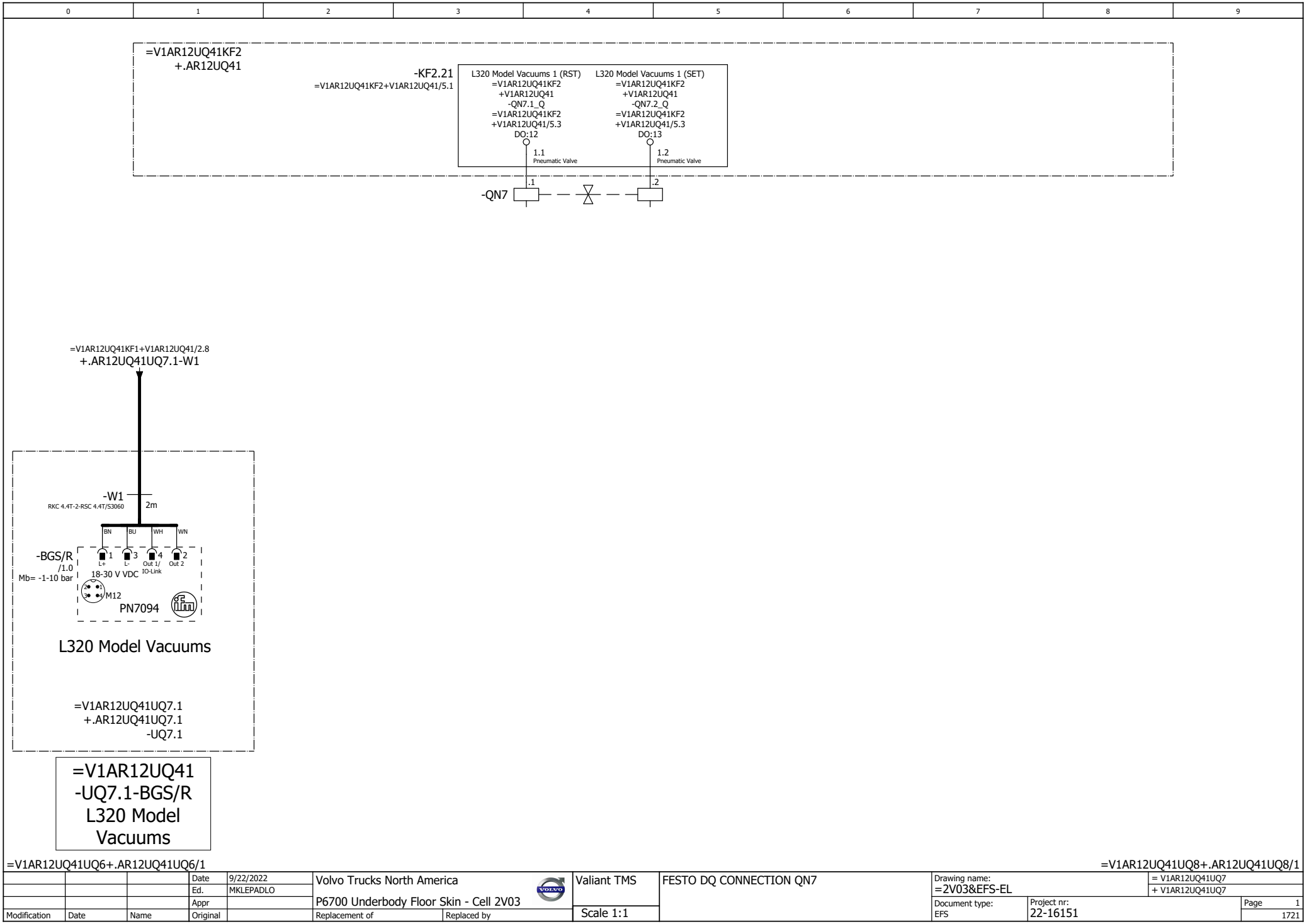

=V1AR12UQ41UQ6+.AR12UQ41UQ6/1

=V1AR12UQ41UQ8+.AR12UQ41UQ8/1

			Date	9/22/2022	Volvo Trucks North America		Valiant TMS	FESTO DQ CONNECTION QN7	Drawing name: =2V03&EFS-EL	= V1AR12UQ41UQ7	
			Ed.	MKLEPADLO						+ V1AR12UQ41UQ7	
			Appr		P6700 Underbody Floor Skin - Cell 2V03				Document type: EFS	Project nr: 22-16151	Page 1
Modification	Date	Name	Original		Replacement of	Replaced by	Scale 1:1				1721

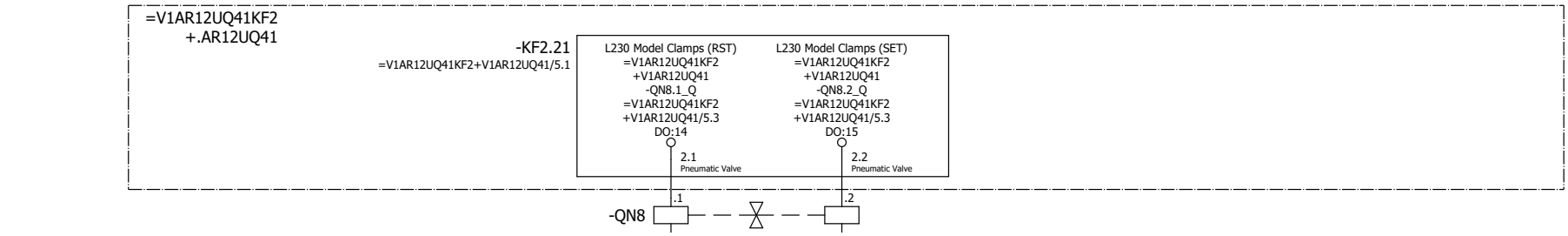

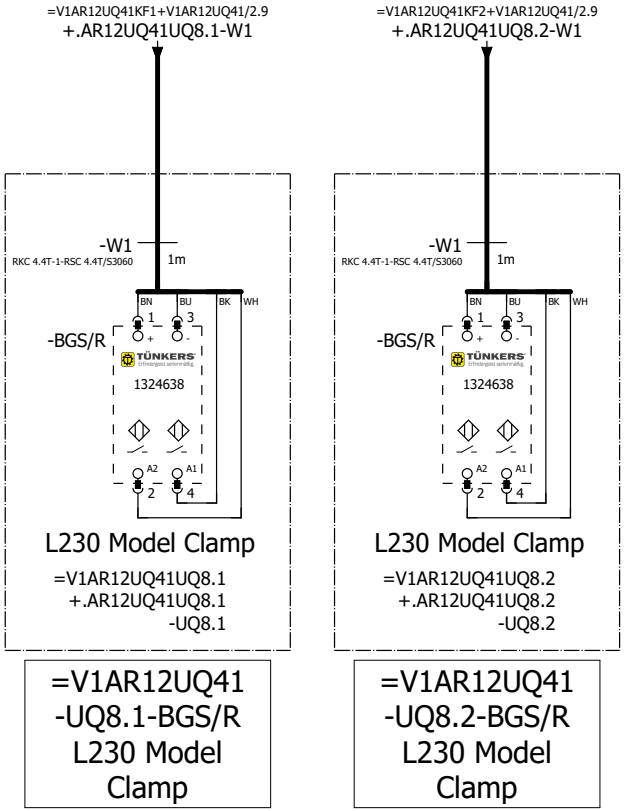

=V1AR12UQ41
-UQ8.1-BGS/R
L230 Model
Clamp

=V1AR12UQ41
-UQ8.2-BGS/R
L230 Model
Clamp

=V1AR12UQ41UQ7+.AR12UQ41UQ7/1

=V1AR12UQ41UQ9+.AR12UQ41UQ9/1

			Date	9/22/2022	Volvo Trucks North America	Valiant TMS	FESTO DQ CONNECTION QN8	Drawing name: =2V03&EFS-EL	= V1AR12UQ41UQ8	
			Ed.	MKLEPADLO					+ V1AR12UQ41UQ8	
			Appr		P6700 Underbody Floor Skin - Cell 2V03	Scale 1:1		Document type: EFS	Project nr: 22-16151	Page 1
Modification	Date	Name	Original		Replacement of	Replaced by				1721

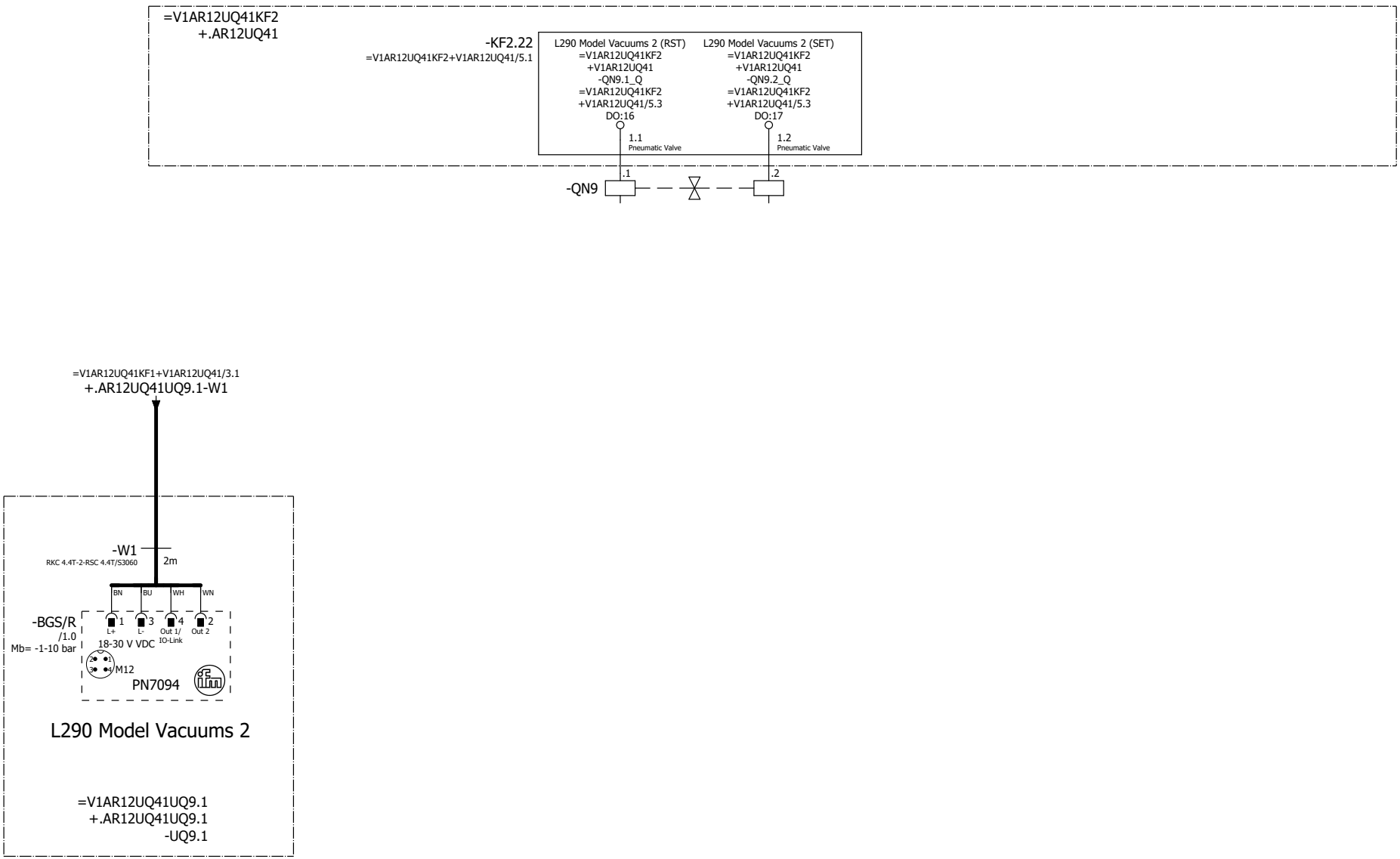

=V1AR12UQ41
-UQ9.1-BGS/R
L290 Model
Vacuums 2

=V1AR12UQ41UQ8+.AR12UQ41UQ8/1

=V1AR12UQ41UQ10+.AR12UQ41UQ10/1

			Date	9/22/2022	Volvo Trucks North America	Valiant TMS	FESTO DQ CONNECTION QN9	Drawing name: =2V03&EFS-EL	= V1AR12UQ41UQ9	
			Ed.	MKLEPADLO	P6700 Underbody Floor Skin - Cell 2V03				+ V1AR12UQ41UQ9	
			Appr					Document type: EFS	Project nr: 22-16151	Page 1
Modification	Date	Name	Original		Replacement of / Replaced by	Scale 1:1				1721

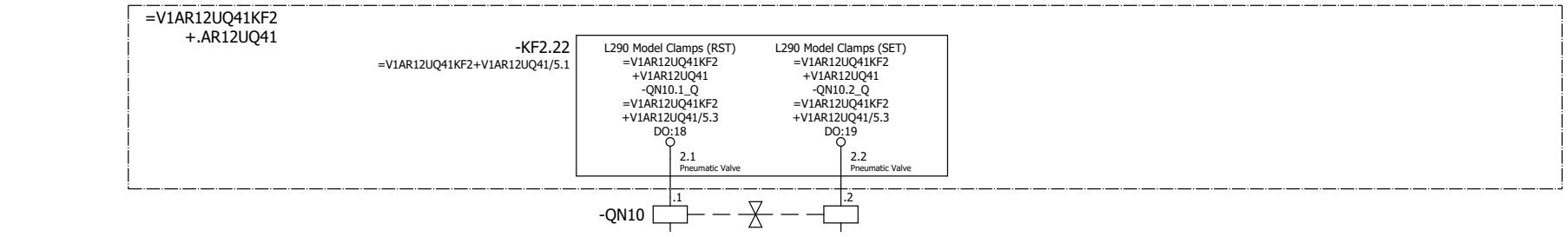

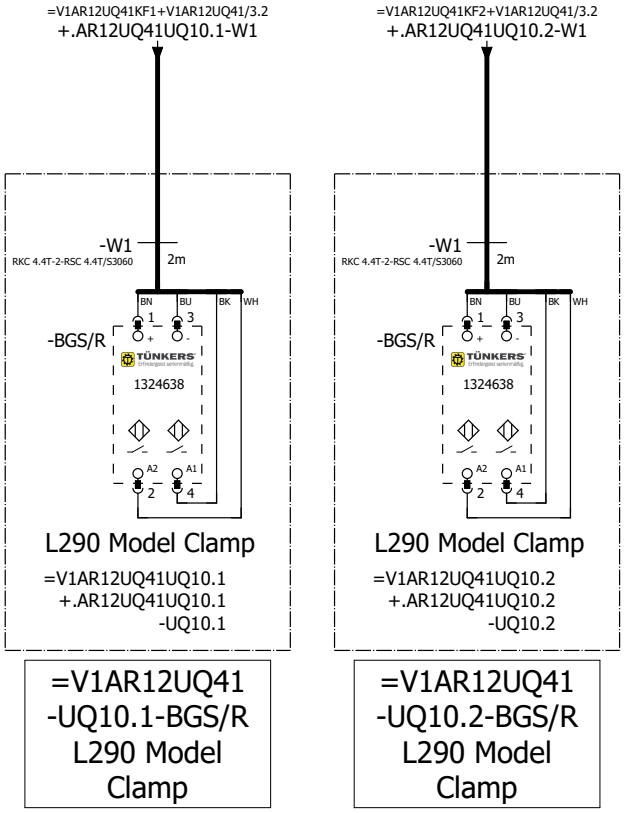

=V1AR12UQ41
-UQ10.1-BGS/R
L290 Model
Clamp

=V1AR12UQ41
-UQ10.2-BGS/R
L290 Model
Clamp

=V1AR12UQ41UQ9+.AR12UQ41UQ9/1

=V1AR12UQ41UQ11+.AR12UQ41UQ11/1

			Date	9/22/2022	Volvo Trucks North America		Valiant TMS	FESTO DQ CONNECTION QN10	Drawing name: =2V03&EFS-EL	= V1AR12UQ41UQ10	
			Ed.	MKLEPADLO						+ V1AR12UQ41UQ10	
			Appr		P6700 Underbody Floor Skin - Cell 2V03				Document type: EFS	Project nr: 22-16151	Page 1
Modification	Date	Name	Original		Replacement of	Replaced by	Scale 1:1				1721

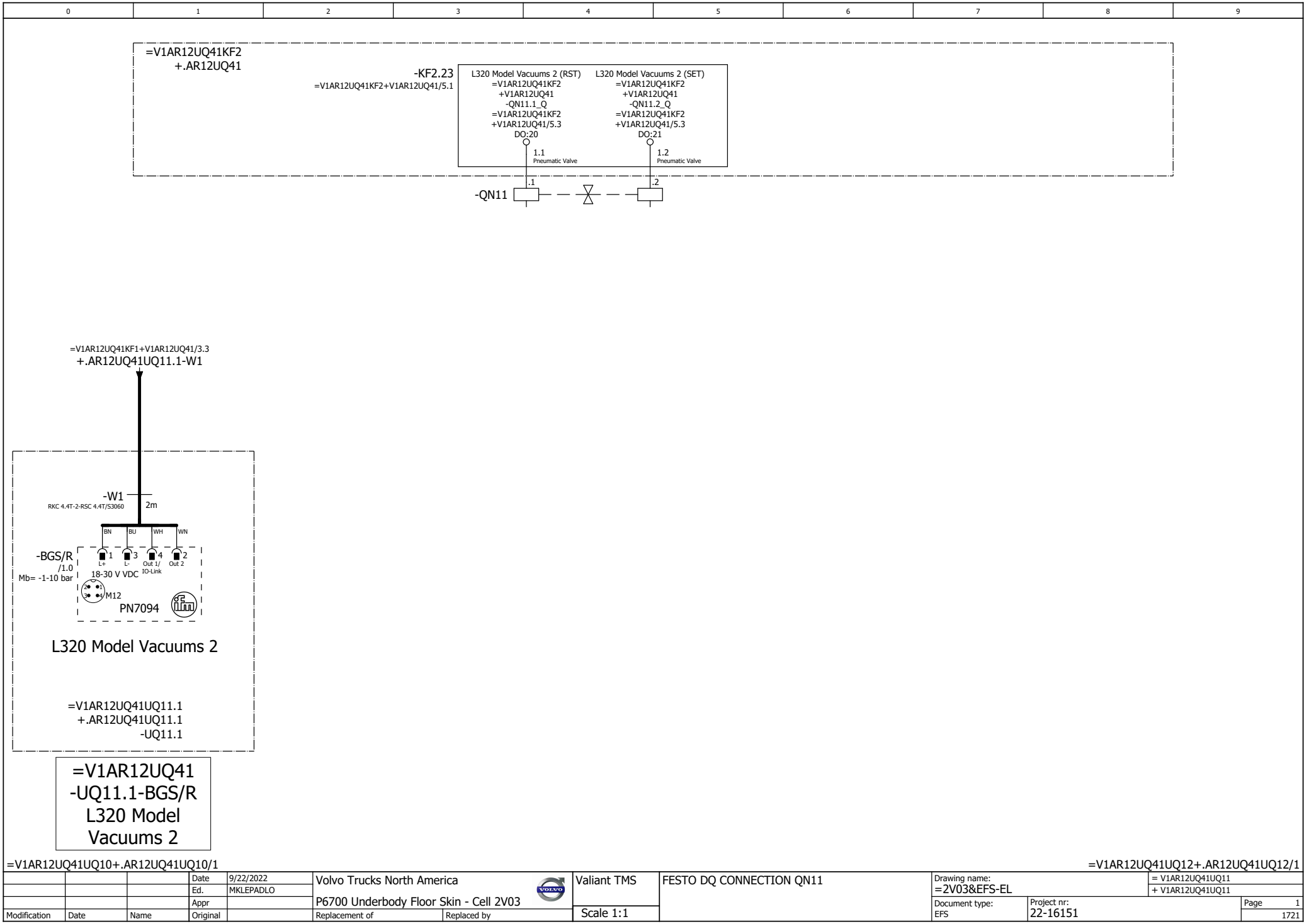

=V1AR12UQ41UQ10+.AR12UQ41UQ10/1

=V1AR12UQ41UQ12+.AR12UQ41UQ12/1

			Date	9/22/2022	Volvo Trucks North America	Valiant TMS	FESTO DQ CONNECTION QN11	Drawing name: =2V03&EFS-EL	= V1AR12UQ41UQ11		
			Ed.	MKLEPADLO					+ V1AR12UQ41UQ11		
			Appr		P6700 Underbody Floor Skin - Cell 2V03			Document type: EFS	Project nr: 22-16151	Page	1
Modification	Date	Name	Original		Replacement of	Replaced by	Scale 1:1				1721

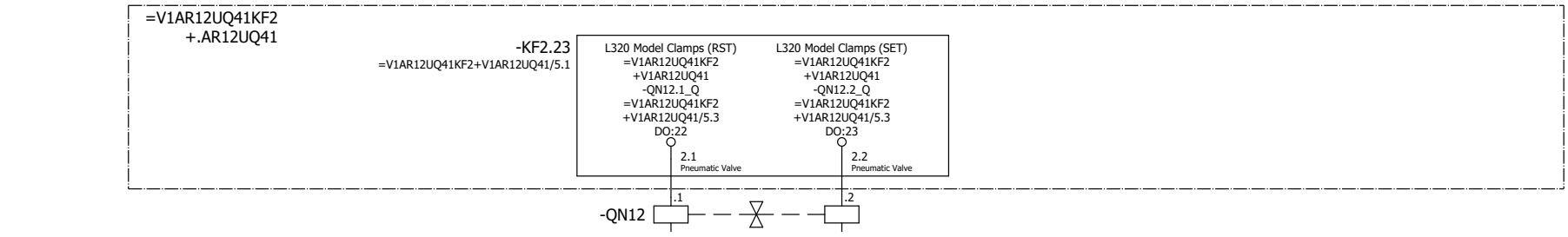

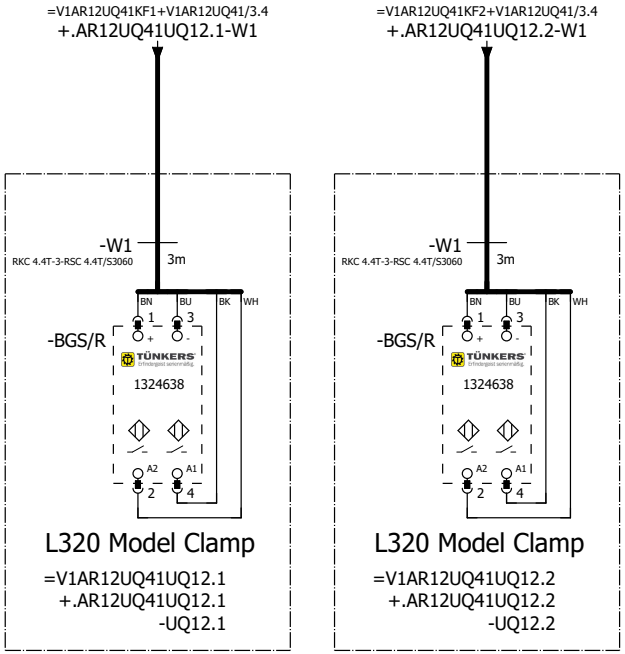

=V1AR12UQ41
-UQ12.1-BGS/R
L320 Model
Clamp

=V1AR12UQ41
-UQ12.2-BGS/R
L320 Model
Clamp

=V1AR12UQ41UQ11+.AR12UQ41UQ11/1

=V1AR12UQ42BG0+.AR12UQ42/1

			Date	9/22/2022	Volvo Trucks North America		Valiant TMS	FESTO DQ CONNECTION QN12	Drawing name: =2V03&EFS-EL	= V1AR12UQ41UQ12	
			Ed.	MKLEPADLO						+ V1AR12UQ41UQ12	
			Appr		P6700 Underbody Floor Skin - Cell 2V03				Document type: EFS	Project nr: 22-16151	Page 1
Modification	Date	Name	Original		Replacement of	Replaced by	Scale 1:1				1721

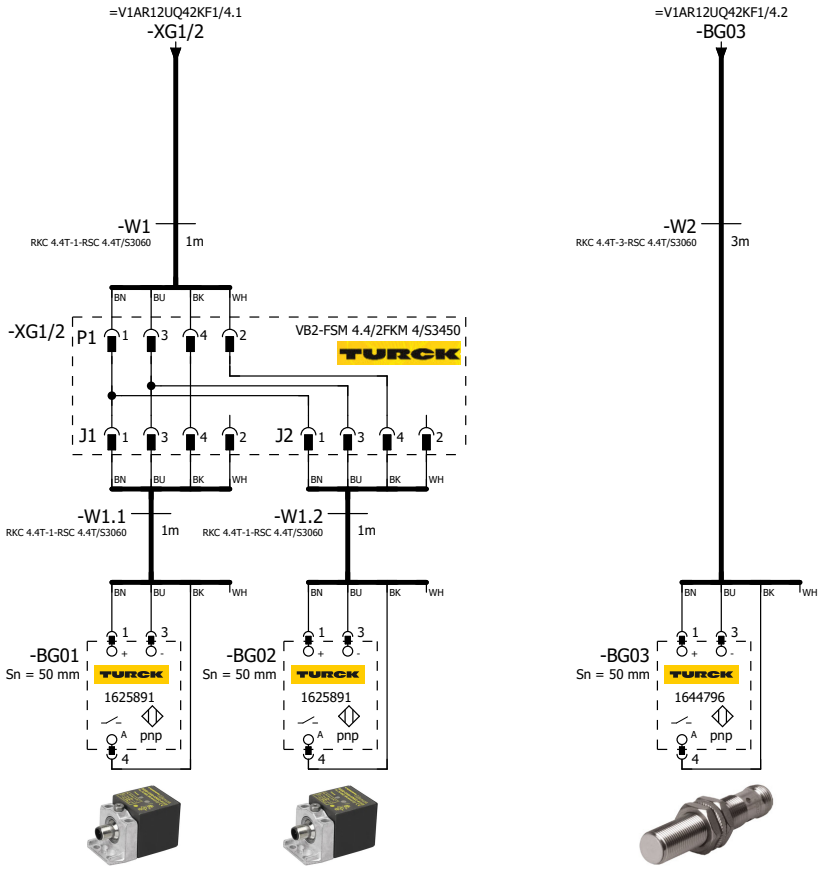

=V1AR12UQ42
-BG01
Front Floor

=V1AR12UQ42
-BG02
Stiffening Plate

=V1AR12UQ42
-BG03
Stiffening Plate

=V1AR12UQ41UQ12+.AR12UQ41UQ12/1

=V1AR12UQ42KF1/1

			Date	9/22/2022	Volvo Trucks North America		Valiant TMS	SENSORS	Drawing name: =2V03&EFS-EL	= V1AR12UQ42BG0	
			Ed.	MKLEPADLO						+ V1AR12UQ42	
			Appr		P6700 Underbody Floor Skin - Cell 2V03		Scale 1:1		Document type: EFS	Project nr: 22-16151	Page 1
Modification	Date	Name	Original		Replacement of	Replaced by					1721

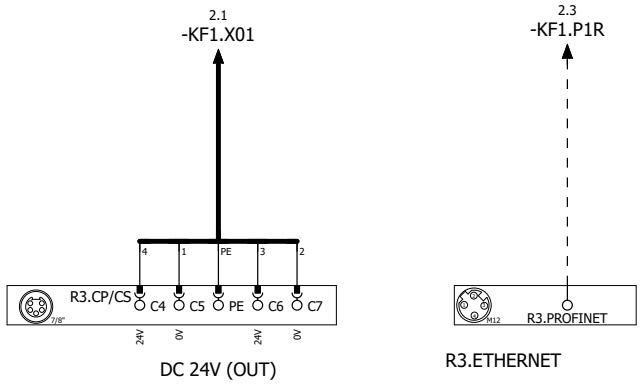

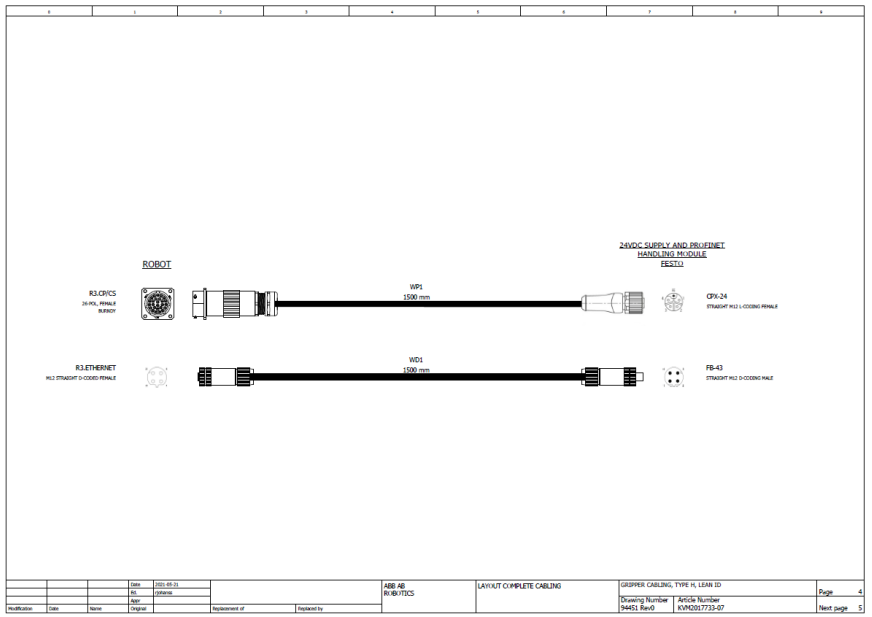

=V1AR12UQ42BG0/1

2

			Date	9/22/2022	Volvo Trucks North America	Valiant TMS	24VDC SUPPLY AND PROFINET HANDLING MODULE	Drawing name: =2V03&EFS-EL	= V1AR12UQ42KF1	
			Ed.	MKLEPADLO					+ V1AR12UQ42	
			Appr		P6700 Underbody Floor Skin - Cell 2V03	Scale 1:1		Document type: EFS	Project nr: 22-16151	Page 1
Modification	Date	Name	Original		Replacement of / Replaced by					1721

1.3 / -KF1.X01

-W1
RSM RKM 56-2M/S3059
2m

1.5 / -KF1.P1R

-WF1
PROFINET Cable
6XV1840-3AH10

-KF1

X20 7/8" 1 2 PE 3 4 5
0V_VAL / OUT
0V_EL / SEN
FE
24V_EL / SEN
24V_VAL / OUT

-TP1 M12
-TP2 M12

ON
OFF
1 2 1 2

FESTO
Bus node + Interlinking block
548755 + 550208

-KF1.11

FESTO
CPX-M-AB-8-M12X2-5POL
549335

DI:0	DI 0 X1:4	V1AR12UQ42UQ1.1-BGS	Vacuums 1 (SET)
DI:1	DI 1 X1:2	DI:1	Spare
DI:2	DI 2 X2:4	V1AR12UQ42UQ2.1-BGS	Vacuums 2 (SET)
DI:3	DI 3 X2:2	DI:3	Spare
DI:4	DI 4 X3:4	V1AR12UQ42UQ3.1-BGR	Clamp 1 (RESET)
DI:5	DI 5 X3:2	V1AR12UQ42UQ3.1-BGS	Clamp 1 (SET)
DI:6	DI 6 X4:4	V1AR12UQ42UQ3.2-BGR	Clamp 1 (RESET)
DI:7	DI 7 X4:2	V1AR12UQ42UQ3.2-BGS	Clamp 1 (SET)
DI:8	DI 8 X5:4	V1AR12UQ42UQ3.3-BGR	Clamp 1 (RESET)
DI:9	DI 9 X5:2	V1AR12UQ42UQ3.3-BGS	Clamp 1 (SET)
DI:10	DI 10 X6:4	V1AR12UQ42UQ3.4-BGR	Clamp 1 (RESET)
DI:11	DI 11 X6:2	V1AR12UQ42UQ3.4-BGS	Clamp 1 (SET)
DI:12	DI 12 X7:4	V1AR12UQ42UQ3.5-BGR	Clamp 1 (RESET)
DI:13	DI 13 X7:2	V1AR12UQ42UQ3.5-BGS	Clamp 1 (SET)
DI:14	DI 14 X8:4	V1AR12UQ42UQ4.1-BGR	Shot Pin (RESET)
DI:15	DI 15 X8:2	V1AR12UQ42UQ4.1-BGS	Shot Pin (SET)

X1 M12: 24V DI 1 0V DI 0 FE — BN WH BU BK
X2 M12: 24V DI 3 0V DI 2 FE — BN WH BU BK
X3 M12: 24V DI 5 0V DI 4 FE — BN WH BU BK
X4 M12: 24V DI 7 0V DI 6 FE — BN WH BU BK
X5 M12: 24V DI 9 0V DI 8 FE — BN WH BU BK
X6 M12: 24V DI 11 0V DI 10 FE — BN WH BU BK
X7 M12: 24V DI 13 0V DI 12 FE — BN WH BU BK
X8 M12: 24V DI 15 0V DI 14 FE — BN WH BU BK

+.AR12UQ42UQ1.1-W1
=V1AR12UQ42UQ1+.AR12UQ42UQ1/1.1

+.AR12UQ42UQ2.1-W1
=V1AR12UQ42UQ2+.AR12UQ42UQ2/1.1

+.AR12UQ42UQ3.1-W1
=V1AR12UQ42UQ3+.AR12UQ42UQ3/1.1

+.AR12UQ42UQ3.2-W1
=V1AR12UQ42UQ3+.AR12UQ42UQ3/1.2

+.AR12UQ42UQ3.3-W1
=V1AR12UQ42UQ3+.AR12UQ42UQ3/1.4

+.AR12UQ42UQ3.4-W1
=V1AR12UQ42UQ3+.AR12UQ42UQ3/1.5

+.AR12UQ42UQ3.5-W1
=V1AR12UQ42UQ3+.AR12UQ42UQ3/1.7

+.AR12UQ42UQ4.1-W1
=V1AR12UQ42UQ4+.AR12UQ42UQ4/1.1

1 3

			Date	9/22/2022	Volvo Trucks North America	Valiant TMS	CONNECTING MOD. FOR MPA MANIFOLD	Drawing name: =2V03&EFS-EL	= V1AR12UQ42KF1	
			Ed.	MKLEPADLO					+ V1AR12UQ42	
			Appr		P6700 Underbody Floor Skin - Cell 2V03	Scale 1:1		Document type: EFS	Project nr: 22-16151	Page 2
Modification	Date	Name	Original		Replacement of	Replaced by				1721

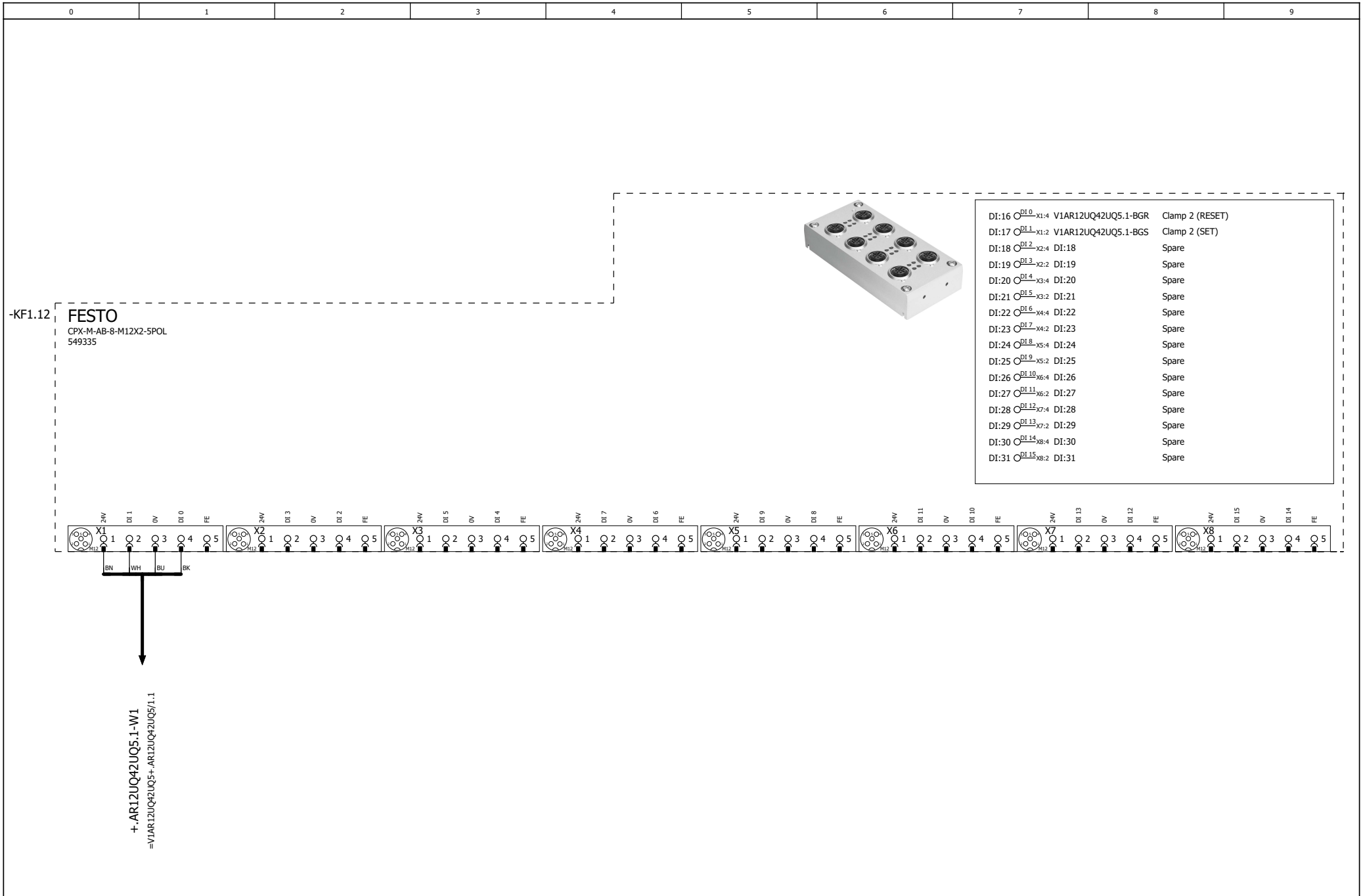

			Date	9/22/2022	Volvo Trucks North America	Valiant TMS	I/O MOD. DI16 (8 x M12) FOR MPA	Drawing name: =2V03&EFS-EL	= V1AR12UQ42KF1 + V1AR12UQ42
			Ed.	MKLEPADLO	P6700 Underbody Floor Skin - Cell 2V03				
			Appr					Document type: EFS	Project nr: 22-16151
Modification	Date	Name	Original		Replacement of / Replaced by	Scale 1:1			Page 3 / 1721

-KF1.13

FESTO
CPX-M-AB-8-M12X2-5POL
549335

DI:32	DI 0 X1:4	V1AR12UQ42-BG01	Sensor Front Floor
DI:33	DI 1 X1:2	V1AR12UQ42-BG02	Sensor Stiffening Plate
DI:34	DI 2 X2:4	V1AR12UQ42-BG03	Sensor Stiffening Plate
DI:35	DI 3 X2:2	DI:35	Spare
DI:36	DI 4 X3:4	DI:36	Spare
DI:37	DI 5 X3:2	DI:37	Spare
DI:38	DI 6 X4:4	DI:38	Spare
DI:39	DI 7 X4:2	DI:39	Spare
DI:40	DI 8 X5:4	DI:40	Spare
DI:41	DI 9 X5:2	DI:41	Spare
DI:42	DI 10 X6:4	DI:42	Spare
DI:43	DI 11 X6:2	DI:43	Spare
DI:44	DI 12 X7:4	DI:44	Spare
DI:45	DI 13 X7:2	DI:45	Spare
DI:46	DI 14 X8:4	DI:46	Spare
DI:47	DI 15 X8:2	DI:47	Spare

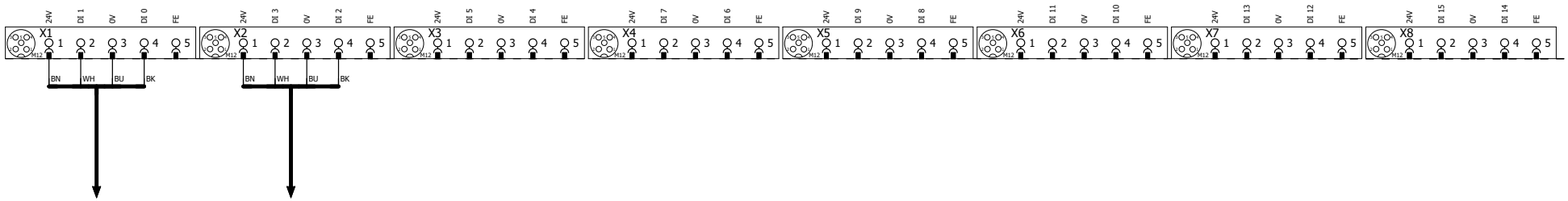

-XG1/2
=V1AR12UQ42BG0/1.1

-BG03
=V1AR12UQ42BG0/1.3

3 5

			Date	9/22/2022	Volvo Trucks North America	Valiant TMS	I/O MOD. DI16 (8 x M12) FOR MPA	Drawing name: =2V03&EFS-EL	= V1AR12UQ42KF1	
			Ed.	MKLEPADLO					+ V1AR12UQ42	
			Appr		P6700 Underbody Floor Skin - Cell 2V03	Scale 1:1		Document type: EFS	Project nr: 22-16151	Page 4
Modification	Date	Name	Original		Replacement of / Replaced by					1721

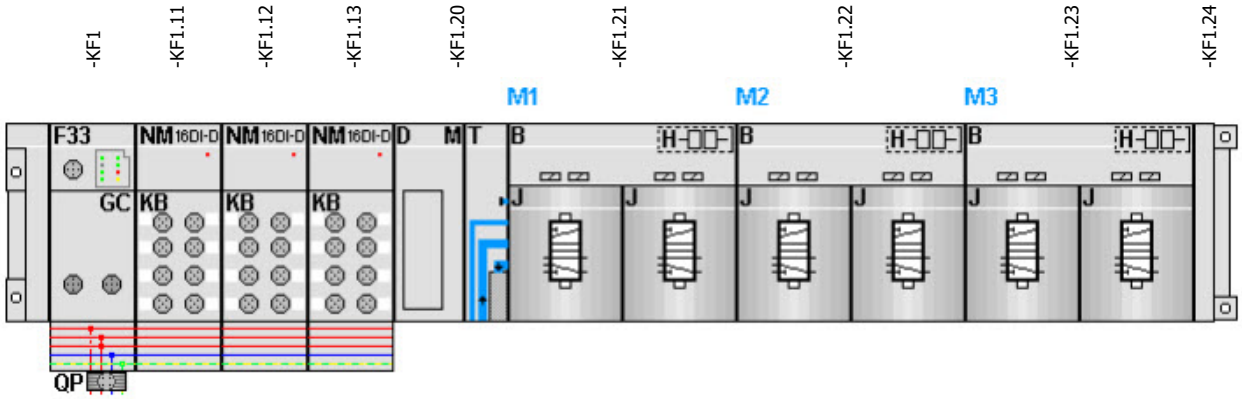

-KF1.21
=V1AR12UQ42UQ1+.AR12UQ42UQ1/1.3
=V1AR12UQ42UQ2+.AR12UQ42UQ2/1.3

FESTO

=V1AR12UQ42UQ1+.AR12UQ42UQ1/1.4	DO:0 DO 0 1.1	-QN1.1_Q	Vacuums 1 (RST)
=V1AR12UQ42UQ1+.AR12UQ42UQ1/1.4	DO:1 DO 1 1.2	-QN1.2_Q	Vacuums 1 (SET)
=V1AR12UQ42UQ2+.AR12UQ42UQ2/1.4	DO:2 DO 2 2.1	-QN2.1_Q	Vacuums 2 (RST)
=V1AR12UQ42UQ2+.AR12UQ42UQ2/1.4	DO:3 DO 3 2.2	-QN2.2_Q	Vacuums 2 (SET)

-KF1.22
=V1AR12UQ42UQ3+.AR12UQ42UQ3/1.3
=V1AR12UQ42UQ4+.AR12UQ42UQ4/1.3

FESTO

=V1AR12UQ42UQ3+.AR12UQ42UQ3/1.4	DO:4 DO 4 1.1	-QN3.1_Q	Clamps 1 (RST)
=V1AR12UQ42UQ3+.AR12UQ42UQ3/1.4	DO:5 DO 5 1.2	-QN3.2_Q	Clamps 1 (SET)
=V1AR12UQ42UQ4+.AR12UQ42UQ4/1.4	DO:6 DO 6 2.1	-QN4.1_Q	Shot Pin (RST)
=V1AR12UQ42UQ4+.AR12UQ42UQ4/1.4	DO:7 DO 7 2.2	-QN4.2_Q	Shot Pin (SET)

-KF1.23
=V1AR12UQ42UQ5+.AR12UQ42UQ5/1.3
=V1AR12UQ42UQ6+.AR12UQ42UQ6/1.3

FESTO

=V1AR12UQ42UQ5+.AR12UQ42UQ5/1.4	DO:8 DO 8 1.1	-QN5.1_Q	Clamp 2 (RST)
=V1AR12UQ42UQ5+.AR12UQ42UQ5/1.4	DO:9 DO 9 1.2	-QN5.2_Q	Clamp 2 (SET)
=V1AR12UQ42UQ6+.AR12UQ42UQ6/1.4	DO:10 DO 10 2.1	-QN6.1_Q	Spare (RST)
=V1AR12UQ42UQ6+.AR12UQ42UQ6/1.4	DO:11 DO 11 2.2	-QN6.2_Q	Spare (SET)

			Date	9/22/2022	Volvo Trucks North America	Valiant TMS	CONNECTING MOD. FOR FESTO DQ	Drawing name: =2V03&EFS-EL	= V1AR12UQ42KF1
			Ed.	MKLEPADLO					+ V1AR12UQ42
			Appr		P6700 Underbody Floor Skin - Cell 2V03	Scale 1:1		Document type: EFS	Project nr: 22-16151 Page 5
Modification	Date	Name	Original		Replacement of / Replaced by				1721

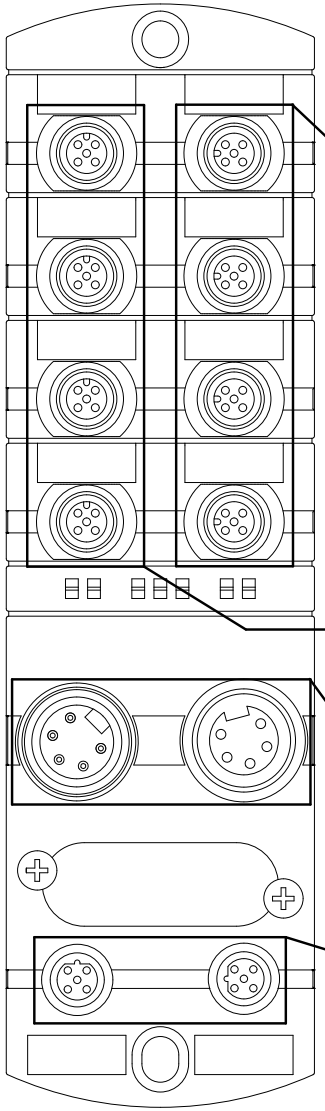

IO-Link (Class A / Class B)

Pin 1: +24 V US / 1 A
Pin 2: DI/DO UA
Pin 3: 0 V
Pin 4: IO-Link, DI
Pin 5: n.c. (Class A) / 0 V (Class B)

DIO

Pin 1: +24 V US / 0,2 A
Pin 2: DI/DO
Pin 3: 0 V
Pin 4: DI/DO
Pin 5: FE

POWER IN / POWER OUT

Pin 1: 0 V UA
Pin 2: 0 V US
Pin 3: FE
Pin 4: +24 V US / 9 A
Pin 5: +24 V UA / 9 A

Port1 / Port2

Pin 1: TD +
Pin 2: RD +
Pin 3: TD -
Pin 4: RD -
Pin 5: n.c.

Art.-Nr.	DIO	IO-Link Class A	IO-Link Class B
55130	X0 ... X7	-	-
55131	X0 ... X5	-	X6, X7
55132	X0 ... X3	X6,X7	X4, X5
55530	X0 ... X7	-	-
55531	X0 ... X5	-	X6, X7
55532	X0 ... X3	X6,X7	X4, X5

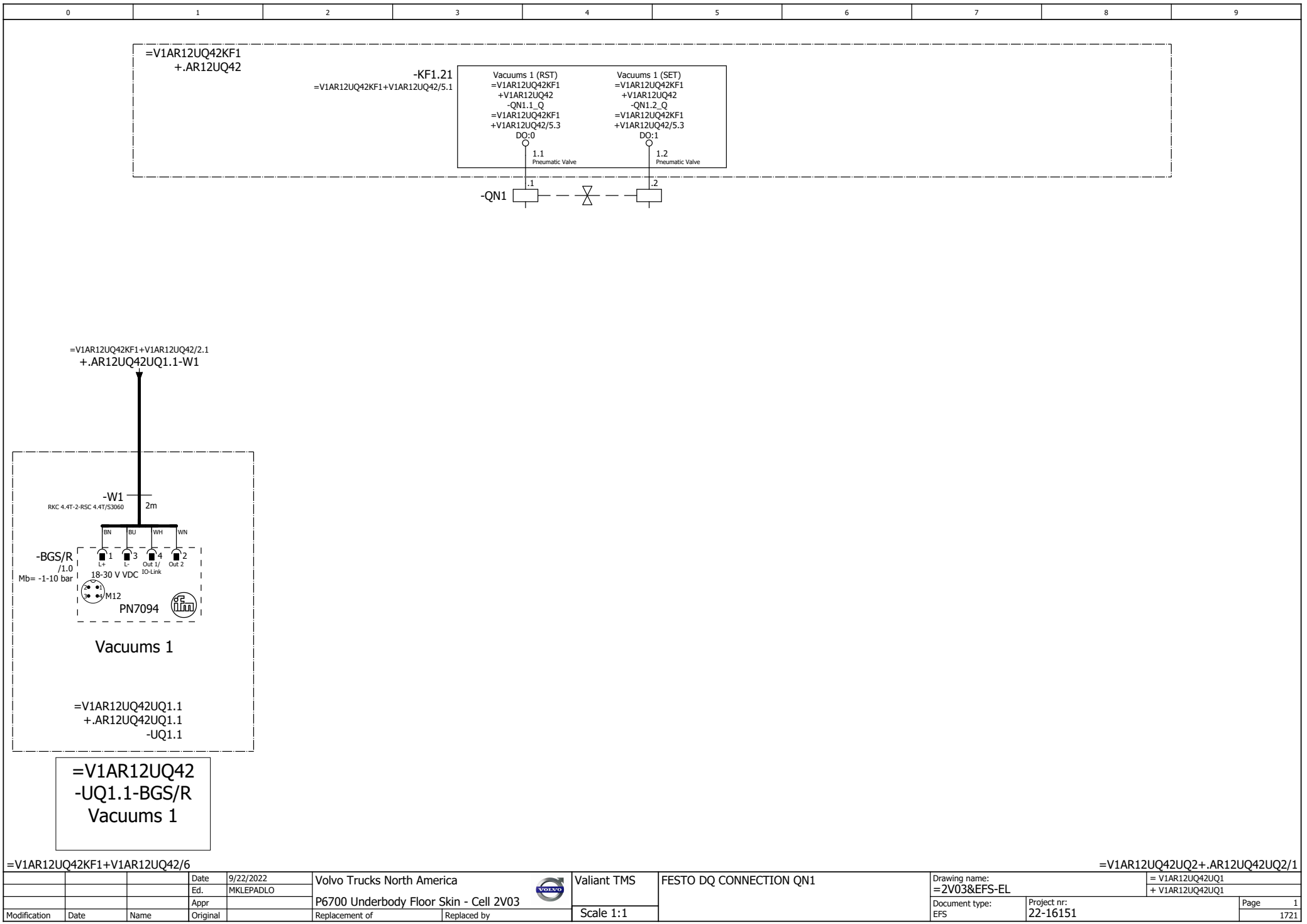

=V1AR12UQ42KF1+V1AR12UQ42/6

=V1AR12UQ42UQ2+.AR12UQ42UQ2/1

			Date	9/22/2022	Volvo Trucks North America	Valiant TMS	FESTO DQ CONNECTION QN1	Drawing name: =2V03&EFS-EL	= V1AR12UQ42UQ1		
			Ed.	MKLEPADLO					+ V1AR12UQ42UQ1		
			Appr		P6700 Underbody Floor Skin - Cell 2V03			Document type: EFS	Project nr: 22-16151	Page	1
Modification	Date	Name	Original		Replacement of	Replaced by	Scale 1:1				1721

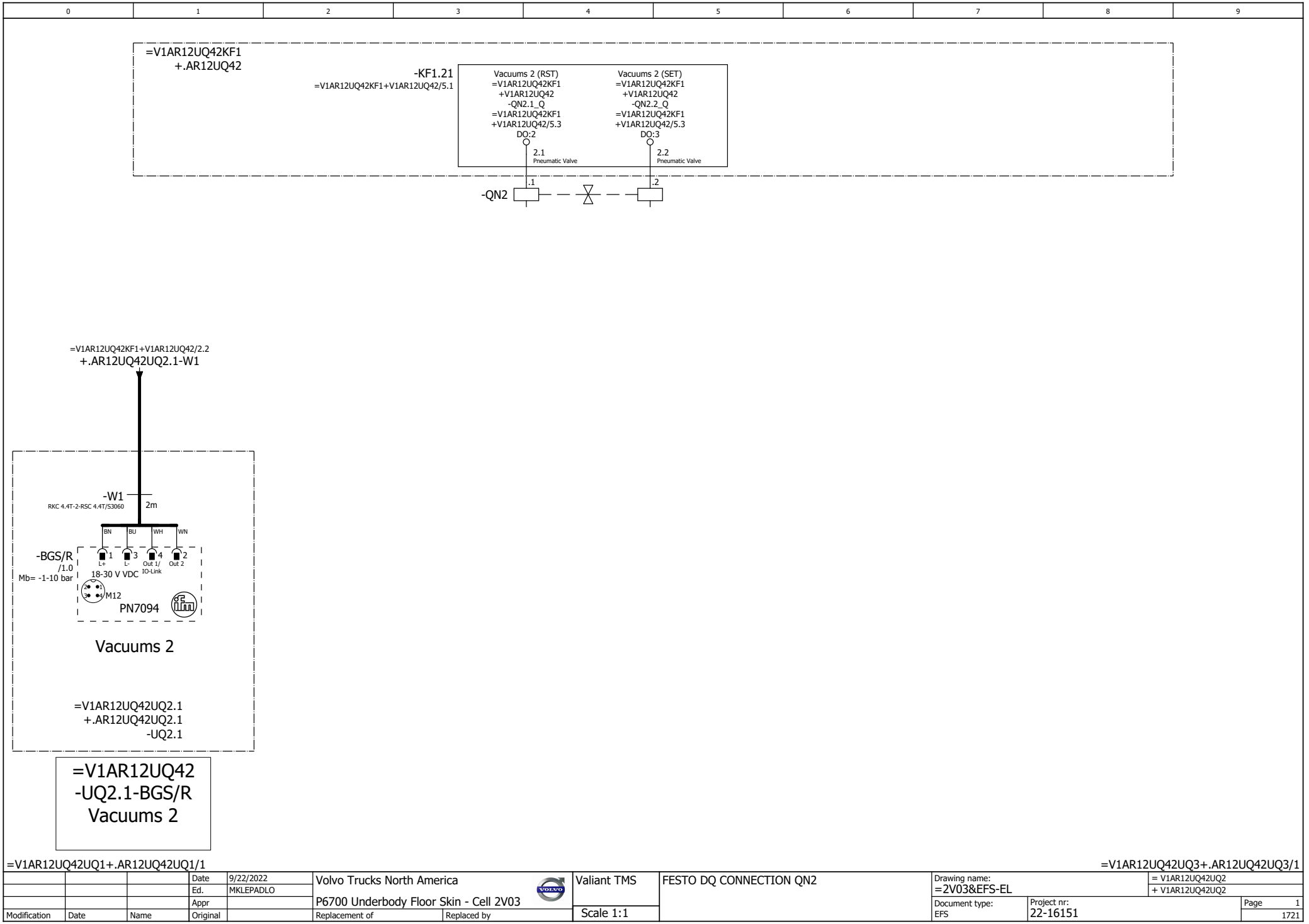

=V1AR12UQ42UQ1+.AR12UQ42UQ1/1

=V1AR12UQ42UQ3+.AR12UQ42UQ3/1

			Date	9/22/2022	Volvo Trucks North America	Valiant TMS	FESTO DQ CONNECTION QN2	Drawing name: =2V03&EFS-EL	= V1AR12UQ42UQ2	
			Ed.	MKLEPADLO					+ V1AR12UQ42UQ2	
			Appr		P6700 Underbody Floor Skin - Cell 2V03			Document type: EFS	Project nr: 22-16151	Page 1
Modification	Date	Name	Original		Replacement of	Replaced by	Scale 1:1			1721

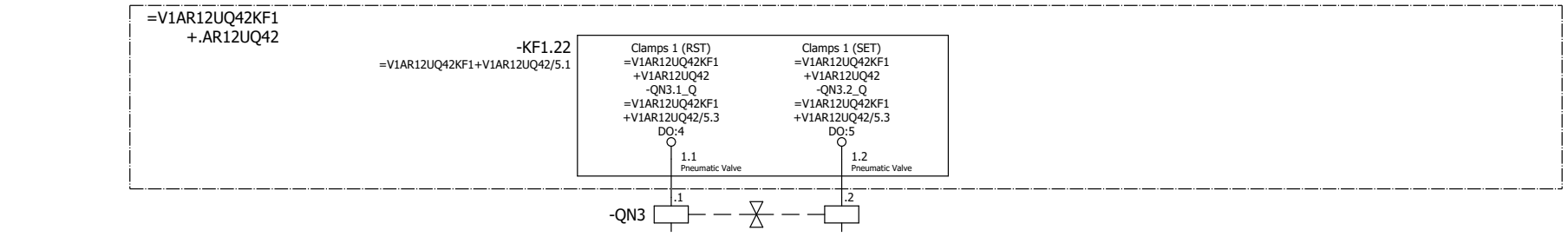

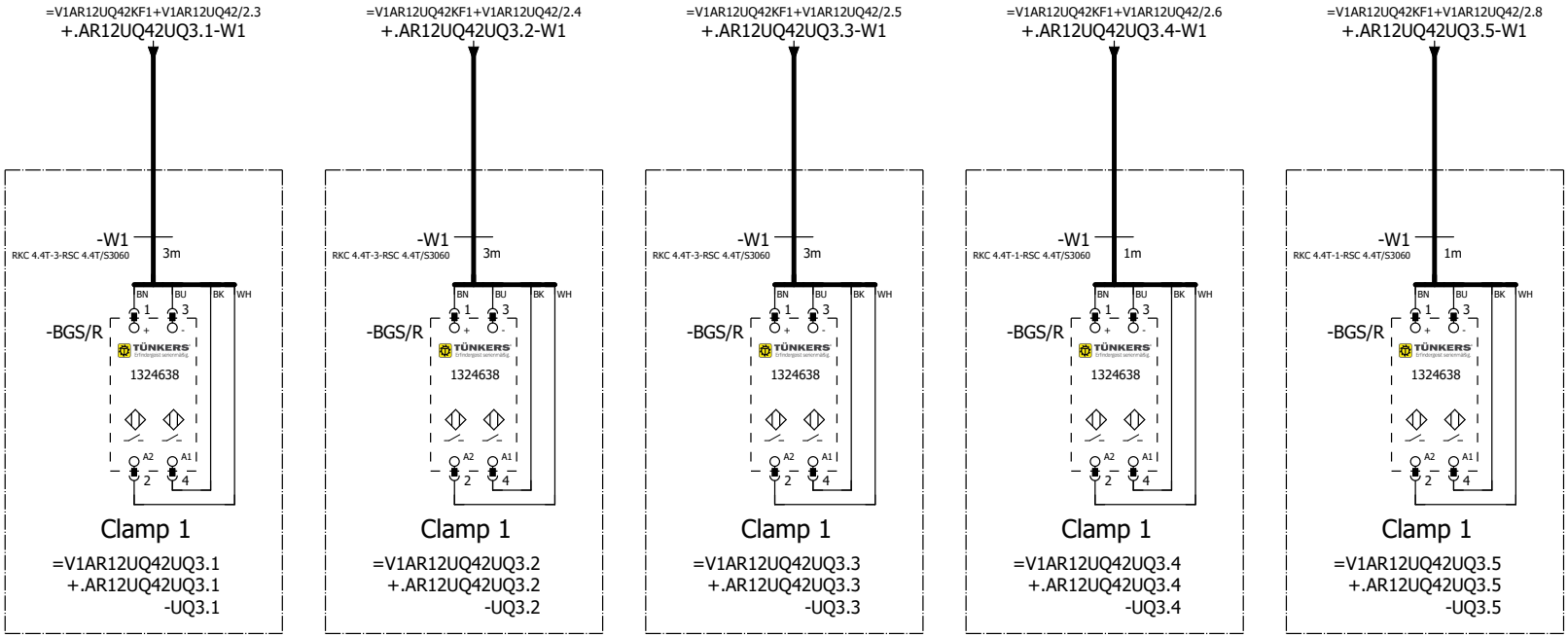

=V1AR12UQ42 -UQ3.1-BGS/R Clamp 1	=V1AR12UQ42 -UQ3.2-BGS/R Clamp 1	=V1AR12UQ42 -UQ3.3-BGS/R Clamp 1	=V1AR12UQ42 -UQ3.4-BGS/R Clamp 1	=V1AR12UQ42 -UQ3.5-BGS/R Clamp 1

=V1AR12UQ42UQ2+.AR12UQ42UQ2/1

=V1AR12UQ42UQ4+.AR12UQ42UQ4/1

			Date	9/22/2022	Volvo Trucks North America	Valiant TMS	FESTO DQ CONNECTION QN3	Drawing name: =2V03&EFS-EL	= V1AR12UQ42UQ3 + V1AR12UQ42UQ3	
			Ed.	MKLEPADLO	P6700 Underbody Floor Skin - Cell 2V03	Scale 1:1		Document type: EFS	Project nr: 22-16151	Page 1
			Appr							1721
Modification	Date	Name	Original		Replacement of	Replaced by				

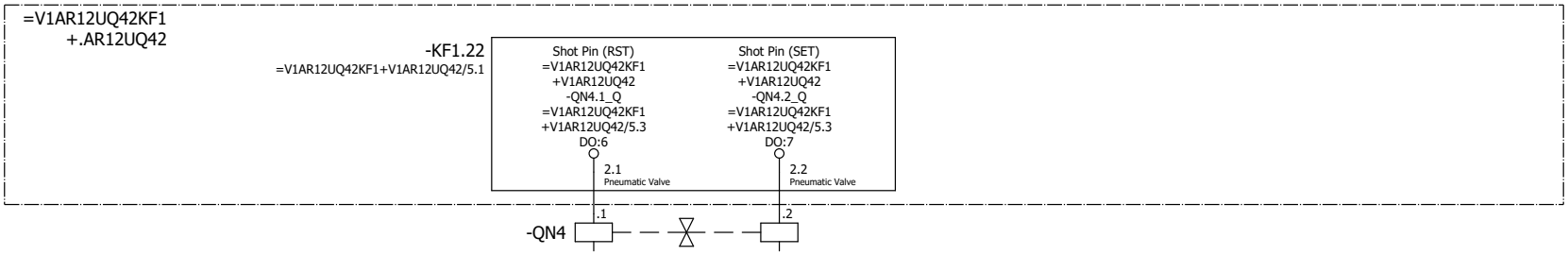

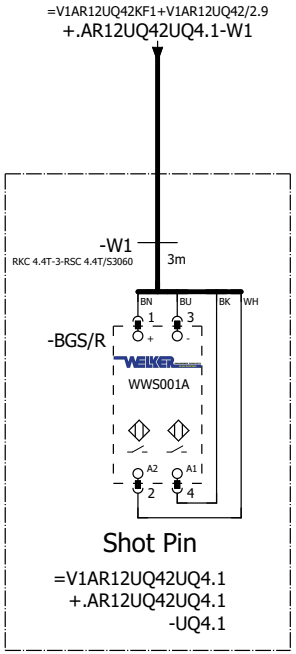

=V1AR12UQ42
-UQ4.1-BGS/R
Shot Pin

=V1AR12UQ42UQ3+.AR12UQ42UQ3/1

=V1AR12UQ42UQ5+.AR12UQ42UQ5/1

			Date	9/22/2022	Volvo Trucks North America	Valiant TMS	FESTO DQ CONNECTION QN4	Drawing name: =2V03&EFS-EL	= V1AR12UQ42UQ4	
			Ed.	MKLEPADLO					+ V1AR12UQ42UQ4	
			Appr		P6700 Underbody Floor Skin - Cell 2V03			Document type: EFS	Project nr: 22-16151	Page 1
Modification	Date	Name	Original		Replacement of / Replaced by	Scale 1:1				1721

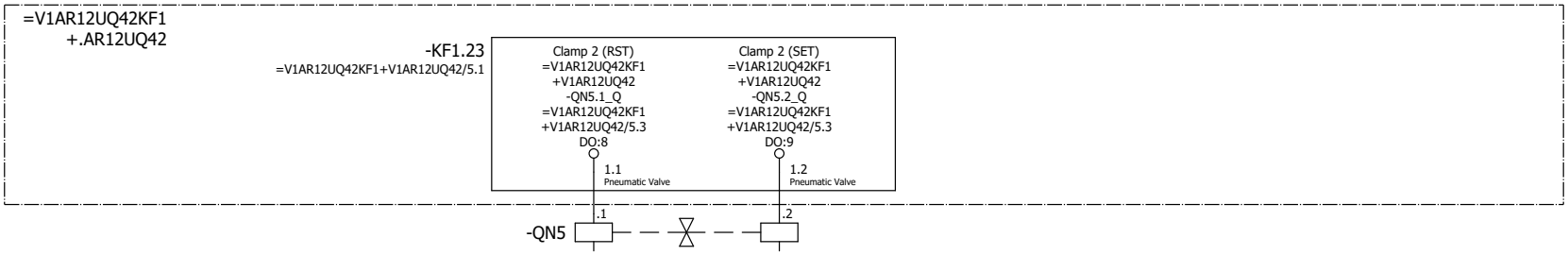

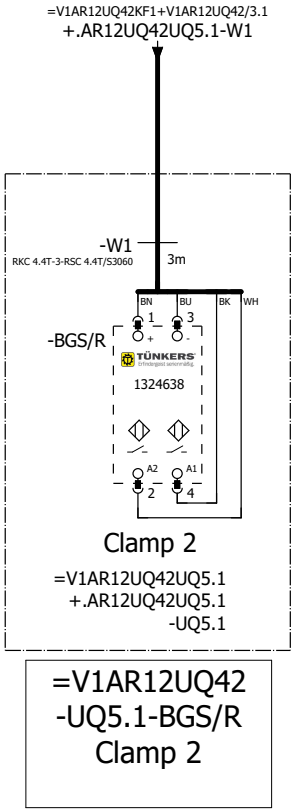

=V1AR12UQ42 -UQ5.1-BGS/R Clamp 2

=V1AR12UQ42UQ4+.AR12UQ42UQ4/1

=V1AR12UQ42UQ6+.AR12UQ42UQ6/1

			Date	9/22/2022	Volvo Trucks North America	Valiant TMS	FESTO DQ CONNECTION QN5	Drawing name: =2V03&EFS-EL	= V1AR12UQ42UQ5		
			Ed.	MKLEPADLO					+ V1AR12UQ42UQ5		
			Appr		P6700 Underbody Floor Skin - Cell 2V03			Document type: EFS	Project nr: 22-16151	Page	1
Modification	Date	Name	Original		Replacement of	Replaced by	Scale 1:1				1721

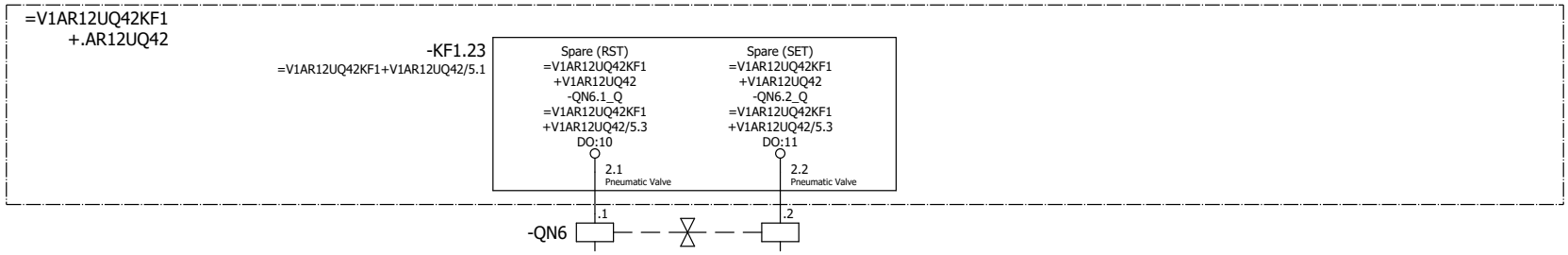

=V1AR12UQ42UQ5+.AR12UQ42UQ5/1

=V1AR12WC1+.AR12UC01/1

			Date	9/22/2022	Volvo Trucks North America		Valiant TMS	FESTO DQ CONNECTION QN6	Drawing name: =2V03&EFS-EL	= V1AR12UQ42UQ6	
			Ed.	MKLEPADLO						+ V1AR12UQ42UQ6	
			Appr		P6700 Underbody Floor Skin - Cell 2V03		Scale 1:1		Document type: EFS	Project nr: 22-16151	Page 1
Modification	Date	Name	Original		Replacement of	Replaced by					1721

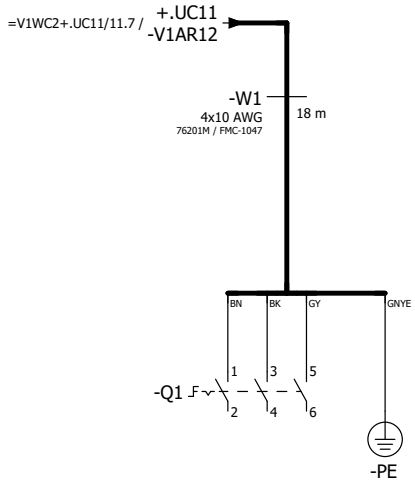

=V1AR12UQ42UQ6+.AR12UQ42UQ6/1

=V1AR13KF1+.AR13UC01/1

			Date	9/22/2022	Volvo Trucks North America		Valiant TMS	Incoming power	Drawing name: =2V03&EFS-EL	= V1AR12WC1
			Ed.	MKLEPADLO						+ V1AR12UC01
			Appr		P6700 Underbody Floor Skin - Cell 2V03				Document type: EFS	Project nr: 22-16151	Page 1
Modification	Date	Name	Original		Replacement of	Replaced by	Scale 1:1				1721

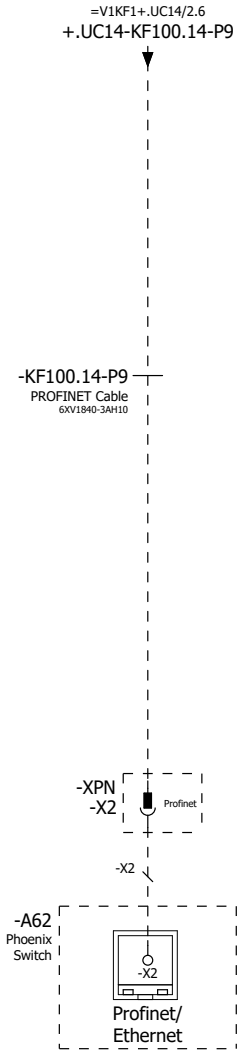

=V1AR12WC1+.AR12UC01/1

=V1AR13UQ41BG0+.AR13UQ41/1

			Date	9/22/2022	Volvo Trucks North America	Valiant TMS	Incoming Profinet	Drawing name: =2V03&EFS-EL	= V1AR13KF1	
			Ed.	MKLEPADLO					+ V1AR13UC01	
			Appr		P6700 Underbody Floor Skin - Cell 2V03			Document type: EFS	Project nr: 22-16151	Page 1
Modification	Date	Name	Original		Replacement of / Replaced by	Scale 1:1				1721

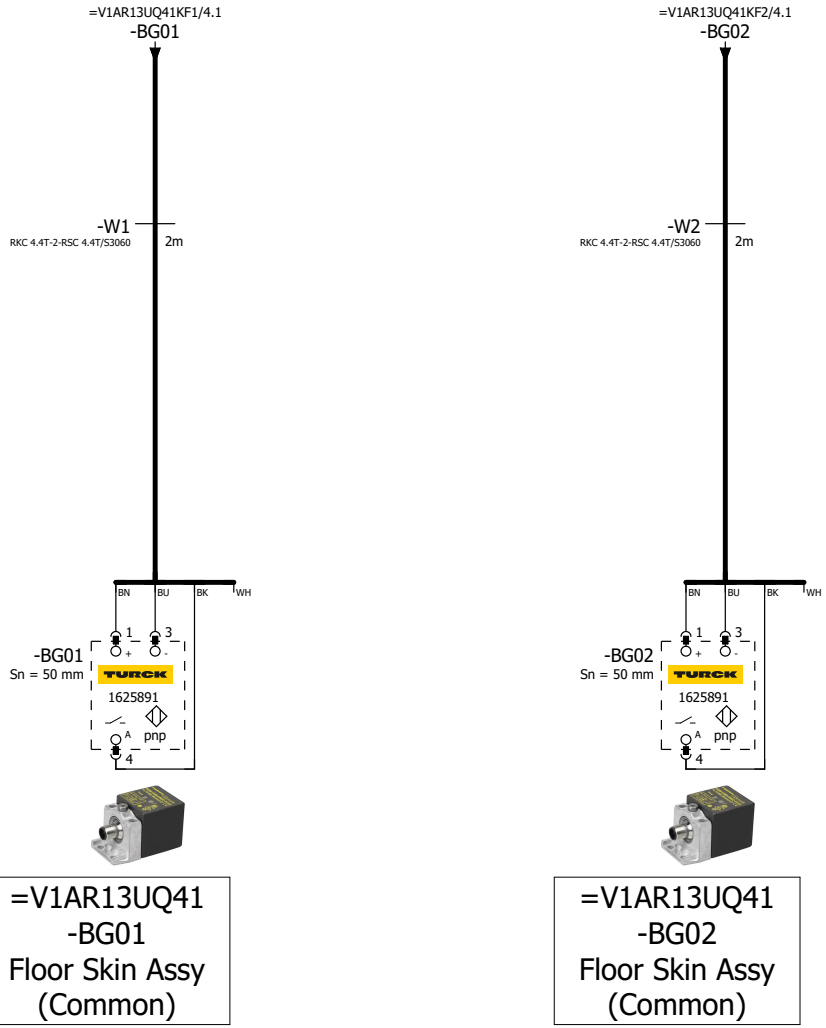

=V1AR13UQ41
-BG01
Floor Skin Assy
(Common)

=V1AR13UQ41
-BG02
Floor Skin Assy
(Common)

=V1AR13KF1+.AR13UC01/1

=V1AR13UQ41KF1/1

			Date	9/22/2022	Volvo Trucks North America		Valiant TMS	SENSORS	Drawing name: =2V03&EFS-EL	= V1AR13UQ41BG0	
			Ed.	MKLEPADLO						+ V1AR13UQ41	
			Appr		P6700 Underbody Floor Skin - Cell 2V03		Scale 1:1		Document type: EFS	Project nr: 22-16151	Page 1
Modification	Date	Name	Original		Replacement of	Replaced by					1721

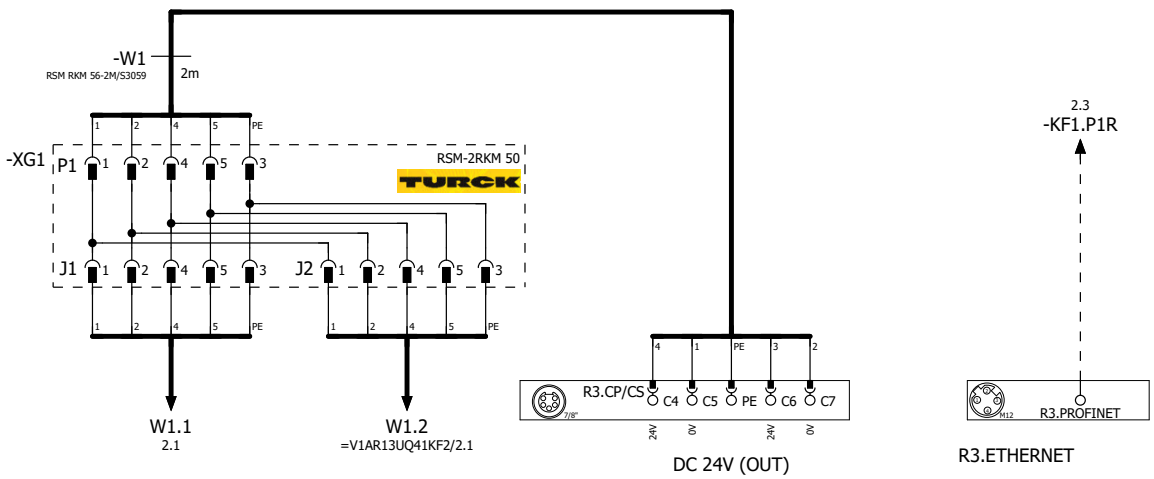

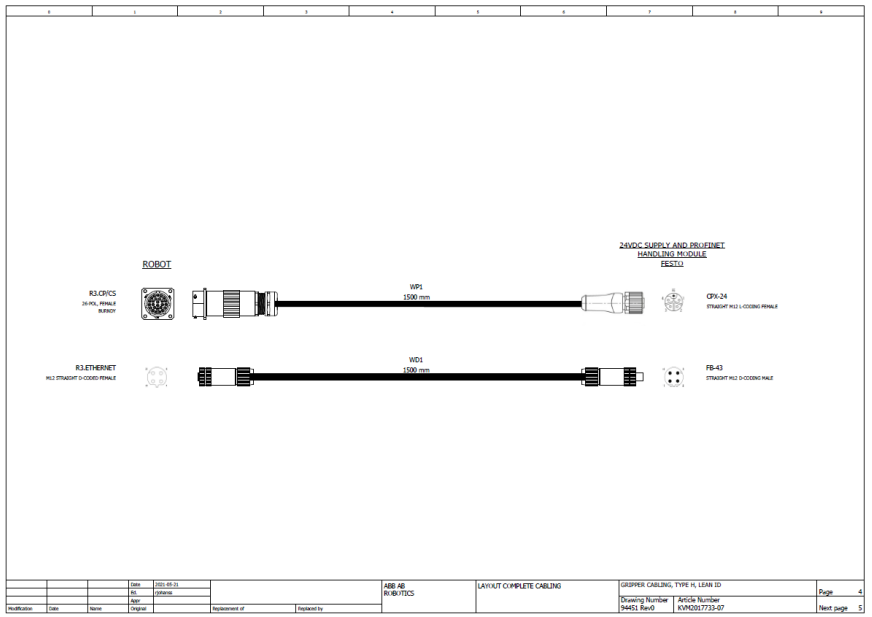

=V1AR13UQ41BG0/1

			Date	9/22/2022	Volvo Trucks North America	Valiant TMS	24VDC SUPPLY AND PROFINET HANDLING MODULE	Drawing name: =2V03&EFS-EL	= V1AR13UQ41KF1	
			Ed.	MKLEPADLO					+ V1AR13UQ41	
			Appr		P6700 Underbody Floor Skin - Cell 2V03			Document type: EFS	Project nr: 22-16151	Page 1
Modification	Date	Name	Original		Replacement of / Replaced by	Scale 1:1				1721

1.0 / -W1.1

-W1.1
RSM RKM 56-1M/S3059
1m

1.5 / -KF1.P1R

KF1-P2 / =V1AR13UQ41KF2/2.3

-WF1
PROFINET Cable
6XV1840-3AH10

-KF1

X20 7/8" 1 2 PE 3 4 5
0V_VAL / OUT
0V_EL / SEN
FE
24V_EL / SEN
24V_VAL / OUT

-TP1 M12
-TP2 M12

ON
OFF
1 2 1 2

FESTO
Bus node + Interlinking block
548755 + 550208

-KF1.11

FESTO
CPX-M-AB-8-M12X2-5POL
549335

DI:0	DI 0 X1:4	V1AR13UQ41UQ1.1-BGS	Common Vacuums (SET)
DI:1	DI 1 X1:2	DI:1	Spare
DI:2	DI 2 X2:4	V1AR13UQ41UQ2.1-BGR	Common Clamp (RESET)
DI:3	DI 3 X2:2	V1AR13UQ41UQ2.1-BGS	Common Clamp (SET)
DI:4	DI 4 X3:4	V1AR13UQ41UQ3.1-BGR	L150 Model Clamp (RESET)
DI:5	DI 5 X3:2	V1AR13UQ41UQ3.1-BGS	L150 Model Clamp (SET)
DI:6	DI 6 X4:4	V1AR13UQ41UQ4.1-BGS	L230/290/320 Model Vacuums (SET)
DI:7	DI 7 X4:2	DI:7	Spare
DI:8	DI 8 X5:4	V1AR13UQ41UQ5.1-BGS	L230 Model Vacuums (SET)
DI:9	DI 9 X5:2	DI:9	Spare
DI:10	DI 10 X6:4	V1AR13UQ41UQ6.1-BGS	L290 Model Vacuums (SET)
DI:11	DI 11 X6:2	DI:11	Spare
DI:12	DI 12 X7:4	V1AR13UQ41UQ7.1-BGS	L320 Model Vacuums (SET)
DI:13	DI 13 X7:2	DI:13	Spare
DI:14	DI 14 X8:4	V1AR13UQ41UQ8.1-BGR	L230 Model Clamp (RESET)
DI:15	DI 15 X8:2	V1AR13UQ41UQ8.1-BGS	L230 Model Clamp (SET)

X1 M12: 24V | DI 1 | 0V | DI 0 | FE — BN WH BU BK
X2 M12: 24V | DI 3 | 0V | DI 2 | FE — BN WH BU BK
X3 M12: 24V | DI 5 | 0V | DI 4 | FE — BN WH BU BK
X4 M12: 24V | DI 7 | 0V | DI 6 | FE — BN WH BU BK
X5 M12: 24V | DI 9 | 0V | DI 8 | FE — BN WH BU BK
X6 M12: 24V | DI 11 | 0V | DI 10 | FE — BN WH BU BK
X7 M12: 24V | DI 13 | 0V | DI 12 | FE — BN WH BU BK
X8 M12: 24V | DI 15 | 0V | DI 14 | FE — BN WH BU BK

+.AR13UQ41UQ1.1-W1
=V1AR13UQ41UQ1+.AR13UQ41UQ1/1.1

+.AR13UQ41UQ2.1-W1
=V1AR13UQ41UQ2+.AR13UQ41UQ2/1.1

+.AR13UQ41UQ3.1-W1
=V1AR13UQ41UQ3+.AR13UQ41UQ3/1.1

+.AR13UQ41UQ4.1-W1
=V1AR13UQ41UQ4+.AR13UQ41UQ4/1.1

+.AR13UQ41UQ5.1-W1
=V1AR13UQ41UQ5+.AR13UQ41UQ5/1.1

+.AR13UQ41UQ6.1-W1
=V1AR13UQ41UQ6+.AR13UQ41UQ6/1.1

+.AR13UQ41UQ7.1-W1
=V1AR13UQ41UQ7+.AR13UQ41UQ7/1.1

+.AR13UQ41UQ8.1-W1
=V1AR13UQ41UQ8+.AR13UQ41UQ8/1.1

1 3

			Date	9/22/2022	Volvo Trucks North America	Valiant TMS	CONNECTING MOD. FOR MPA MANIFOLD	Drawing name: =2V03&EFS-EL	= V1AR13UQ41KF1	
			Ed.	MKLEPADLO					+ V1AR13UQ41	
			Appr		P6700 Underbody Floor Skin - Cell 2V03	Scale 1:1		Document type: EFS	Project nr: 22-16151	Page 2
Modification	Date	Name	Original		Replacement of	Replaced by				1721

-KF1.12

FESTO

CPX-M-AB-8-M12X2-5POL

549335

DI:16	DI 0 X1:4	V1AR13UQ41UQ9.1-BGS	L290 Model Vacuums (SET)
DI:17	DI 1 X1:2	DI:17	Spare
DI:18	DI 2 X2:4	V1AR13UQ41UQ10.1-BGR	L290 Model Clamp (RESET)
DI:19	DI 3 X2:2	V1AR13UQ41UQ10.1-BGS	L290 Model Clamp (SET)
DI:20	DI 4 X3:4	V1AR13UQ41UQ11.1-BGR	L320 Model Clamp (RESET)
DI:21	DI 5 X3:2	V1AR13UQ41UQ11.1-BGS	L320 Model Clamp (SET)
DI:22	DI 6 X4:4	DI:22	Spare
DI:23	DI 7 X4:2	DI:23	Spare
DI:24	DI 8 X5:4	DI:24	Spare
DI:25	DI 9 X5:2	DI:25	Spare
DI:26	DI 10 X6:4	DI:26	Spare
DI:27	DI 11 X6:2	DI:27	Spare
DI:28	DI 12 X7:4	DI:28	Spare
DI:29	DI 13 X7:2	DI:29	Spare
DI:30	DI 14 X8:4	DI:30	Spare
DI:31	DI 15 X8:2	DI:31	Spare

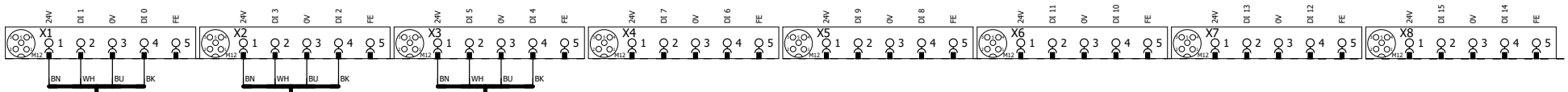

+.AR13UQ41UQ9.1-W1
=V1AR13UQ41UQ9+.AR13UQ41UQ9/1.1

+.AR13UQ41UQ10.1-W1
=V1AR13UQ41UQ10+.AR13UQ41UQ10/1.1

+.AR13UQ41UQ11.1-W1
=V1AR13UQ41UQ11+.AR13UQ41UQ11/1.1

			Date	9/22/2022	Volvo Trucks North America	Valiant TMS	I/O MOD. DI16 (8 x M12) FOR MPA	Drawing name: =2V03&EFS-EL	= V1AR13UQ41KF1		
			Ed.	MKLEPADLO					+ V1AR13UQ41		
			Appr		P6700 Underbody Floor Skin - Cell 2V03			Document type: EFS	Project nr: 22-16151	Page	3
Modification	Date	Name	Original		Replacement of	Replaced by	Scale 1:1				1721



			Date	9/22/2022	Volvo Trucks North America	Valiant TMS	I/O MOD. DI16 (8 x M12) FOR MPA	Drawing name: =2V03&EFS-EL	= V1AR13UQ41KF1 + V1AR13UQ41
			Ed.	MKLEPADLO	P6700 Underbody Floor Skin - Cell 2V03				
			Appr					Document type: EFS	Project nr: 22-16151
Modification	Date	Name	Original		Replacement of / Replaced by	Scale 1:1			Page 4 / 1721

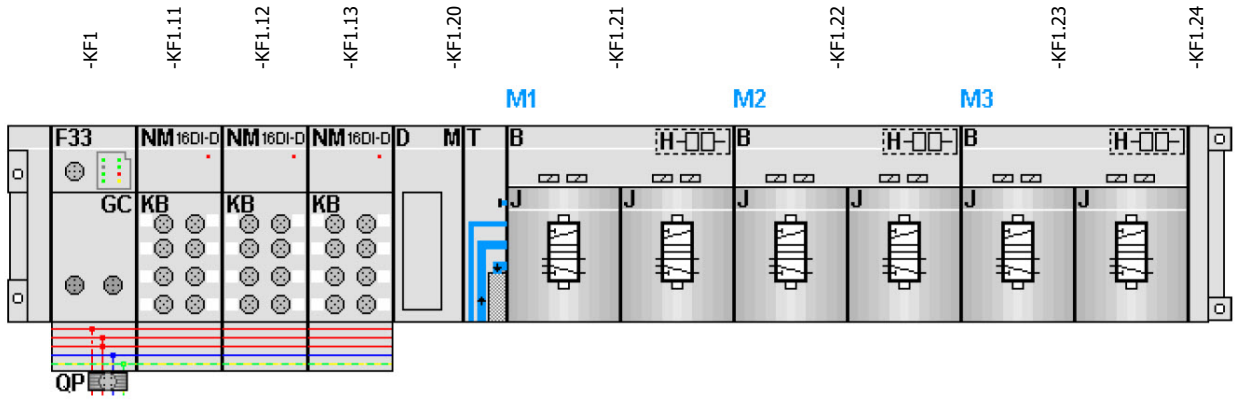

-KF1.21
=V1AR13UQ41UQ1+.AR13UQ41UQ1/1.3
=V1AR13UQ41UQ2+.AR13UQ41UQ2/1.3

FESTO

=V1AR13UQ41UQ1+.AR13UQ41UQ1/1.4	DO:0 DO 0 1.1	-QN1.1_Q	Common Vacuums (RST)
=V1AR13UQ41UQ1+.AR13UQ41UQ1/1.4	DO:1 DO 1 1.2	-QN1.2_Q	Common Vacuums (SET)
=V1AR13UQ41UQ2+.AR13UQ41UQ2/1.4	DO:2 DO 2 2.1	-QN2.1_Q	Common Clamps (RST)
=V1AR13UQ41UQ2+.AR13UQ41UQ2/1.4	DO:3 DO 3 2.2	-QN2.2_Q	Common Clamps (SET)

-KF1.22
=V1AR13UQ41UQ3+.AR13UQ41UQ3/1.3
=V1AR13UQ41UQ4+.AR13UQ41UQ4/1.3

FESTO

=V1AR13UQ41UQ3+.AR13UQ41UQ3/1.4	DO:4 DO 4 1.1	-QN3.1_Q	L150 Model Clamps (RST)
=V1AR13UQ41UQ3+.AR13UQ41UQ3/1.4	DO:5 DO 5 1.2	-QN3.2_Q	L150 Model Clamps (SET)
=V1AR13UQ41UQ4+.AR13UQ41UQ4/1.4	DO:6 DO 6 2.1	-QN4.1_Q	L230/290/320 Vacuums (RST)
=V1AR13UQ41UQ4+.AR13UQ41UQ4/1.4	DO:7 DO 7 2.2	-QN4.2_Q	L230/290/320 Vacuums (SET)

-KF1.23
=V1AR13UQ41UQ5+.AR13UQ41UQ5/1.3
=V1AR13UQ41UQ6+.AR13UQ41UQ6/1.3

FESTO

=V1AR13UQ41UQ5+.AR13UQ41UQ5/1.4	DO:8 DO 8 1.1	-QN5.1_Q	L230 Model Vacuums (RST)
=V1AR13UQ41UQ5+.AR13UQ41UQ5/1.4	DO:9 DO 9 1.2	-QN5.2_Q	L230 Model Vacuums (SET)
=V1AR13UQ41UQ6+.AR13UQ41UQ6/1.4	DO:10 DO 10 2.1	-QN6.1_Q	L290 Model Vacuums (RST)
=V1AR13UQ41UQ6+.AR13UQ41UQ6/1.4	DO:11 DO 11 2.2	-QN6.2_Q	L290 Model Vacuums (SET)

=V1AR13UQ41KF1/1.2 / -W1.2

-W1.2
RSM RKM 56-1M/S3059
1m

=V1AR13UQ41KF1/2.4 / -KF1-P2

-WF2
PROFINET Cable
6XV1840-3AH10

-KF2

X20 7/8" 1 2 PE 3 4 5
0V_VAL / OUT
0V_EL / SEN
FE
24V_EL / SEN
24V_VAL / OUT

-TP1 M12
-TP2 M12

ON
OFF
1 2 1 2

FESTO
Bus node + Interlinking block
548755 + 550208

-KF2.11

FESTO
CPX-M-AB-8-M12X2-5POL
549335

DI:48	DI 0 X1:4	DI:48	Spare
DI:49	DI 1 X1:2	DI:49	Spare
DI:50	DI 2 X2:4	V1AR13UQ41UQ2.2-BGR	Common Clamp (RESET)
DI:51	DI 3 X2:2	V1AR13UQ41UQ2.2-BGS	Common Clamp (SET)
DI:52	DI 4 X3:4	V1AR13UQ41UQ3.2-BGR	L150 Model Clamp (RESET)
DI:53	DI 5 X3:2	V1AR13UQ41UQ3.2-BGS	L150 Model Clamp (SET)
DI:54	DI 6 X4:4	DI:54	Spare
DI:55	DI 7 X4:2	DI:55	Spare
DI:56	DI 8 X5:4	DI:56	Spare
DI:57	DI 9 X5:2	DI:57	Spare
DI:58	DI 10 X6:4	DI:58	Spare
DI:59	DI 11 X6:2	DI:59	Spare
DI:60	DI 12 X7:4	DI:60	Spare
DI:61	DI 13 X7:2	DI:61	Spare
DI:62	DI 14 X8:4	V1AR13UQ41UQ8.2-BGR	L230 Model Clamp (RESET)
DI:63	DI 15 X8:2	V1AR13UQ41UQ8.2-BGS	L230 Model Clamp (SET)

X1 M12: 24V 1, DI 1 2, 0V 3, DI 0 4, FE 5
X2 M12: 24V 1, DI 3 2, 0V 3, DI 2 4, FE 5
X3 M12: 24V 1, DI 5 2, 0V 3, DI 4 4, FE 5
X4 M12: 24V 1, DI 7 2, 0V 3, DI 6 4, FE 5
X5 M12: 24V 1, DI 9 2, 0V 3, DI 8 4, FE 5
X6 M12: 24V 1, DI 11 2, 0V 3, DI 10 4, FE 5
X7 M12: 24V 1, DI 13 2, 0V 3, DI 12 4, FE 5
X8 M12: 24V 1, DI 15 2, 0V 3, DI 14 4, FE 5

BN WH BU BK

+.AR13UQ41UQ2.2-W1
=V1AR13UQ41UQ2+.AR13UQ41UQ2/1.2

+.AR13UQ41UQ3.2-W1
=V1AR13UQ41UQ3+.AR13UQ41UQ3/1.2

+.AR13UQ41UQ8.2-W1
=V1AR13UQ41UQ8+.AR13UQ41UQ8/1.2

			Date	9/22/2022	Volvo Trucks North America	Valiant TMS	CONNECTING MOD. FOR MPA MANIFOLD	Drawing name: =2V03&EFS-EL		= V1AR13UQ41KF2	
			Ed.	MKLEPADLO						+ V1AR13UQ41	
			Appr		P6700 Underbody Floor Skin - Cell 2V03			Document type: EFS	Project nr: 22-16151		Page 2
Modification	Date	Name	Original		Replacement of	Replaced by	Scale 1:1				1721

-KF2.12

FESTO

CPX-M-AB-8-M12X2-5POL

549335

DI:64	DI 0 X1:4	DI:64	Spare
DI:65	DI 1 X1:2	DI:65	Spare
DI:66	DI 2 X2:4	V1AR13UQ41UQ10.2-BGR	L290 Model Clamp (RESET)
DI:67	DI 3 X2:2	V1AR13UQ41UQ10.2-BGS	L290 Model Clamp (SET)
DI:68	DI 4 X3:4	V1AR13UQ41UQ11.2-BGR	L320 Model Clamp (RESET)
DI:69	DI 5 X3:2	V1AR13UQ41UQ11.2-BGS	L320 Model Clamp (SET)
DI:70	DI 6 X4:4	DI:70	Spare
DI:71	DI 7 X4:2	DI:71	Spare
DI:72	DI 8 X5:4	DI:72	Spare
DI:73	DI 9 X5:2	DI:73	Spare
DI:74	DI 10 X6:4	DI:74	Spare
DI:75	DI 11 X6:2	DI:75	Spare
DI:76	DI 12 X7:4	DI:76	Spare
DI:77	DI 13 X7:2	DI:77	Spare
DI:78	DI 14 X8:4	DI:78	Spare
DI:79	DI 15 X8:2	DI:79	Spare

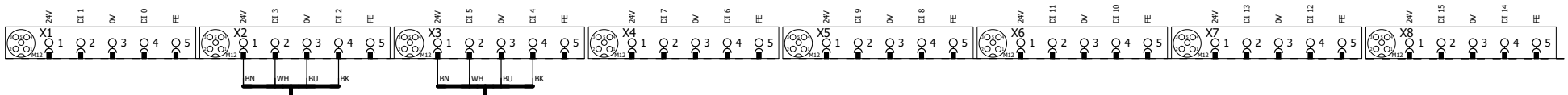

+.AR13UQ41UQ10.2-W1

=V1AR13UQ41UQ10+.AR13UQ41UQ10/1.2

+.AR13UQ41UQ11.2-W1

=V1AR13UQ41UQ11+.AR13UQ41UQ11/1.2

			Date	9/22/2022	Volvo Trucks North America		Valiant TMS	I/O MOD. DI16 (8 x M12) FOR MPA	Drawing name: =2V03&EFS-EL	= V1AR13UQ41KF2	
			Ed.	MKLEPADLO						+ V1AR13UQ41	
			Appr		P6700 Underbody Floor Skin - Cell 2V03		Scale 1:1		Document type: EFS	Project nr: 22-16151	Page 3
Modification	Date	Name	Original		Replacement of	Replaced by					1721

-KF2.13

FESTO
CPX-M-AB-8-M12X2-5POL
549335

DI:80	DI 0 X1:4	V1AR13UQ41-BG02	Sensor Floor Skin Assy (Common)
DI:81	DI 1 X1:2	DI:81	Spare
DI:82	DI 2 X2:4	DI:82	Spare
DI:83	DI 3 X2:2	DI:83	Spare
DI:84	DI 4 X3:4	DI:84	Spare
DI:85	DI 5 X3:2	DI:85	Spare
DI:86	DI 6 X4:4	DI:86	Spare
DI:87	DI 7 X4:2	DI:87	Spare
DI:88	DI 8 X5:4	DI:88	Spare
DI:89	DI 9 X5:2	DI:89	Spare
DI:90	DI 10 X6:4	DI:90	Spare
DI:91	DI 11 X6:2	DI:91	Spare
DI:92	DI 12 X7:4	DI:92	Spare
DI:93	DI 13 X7:2	DI:93	Spare
DI:94	DI 14 X8:4	DI:94	Spare
DI:95	DI 15 X8:2	DI:95	Spare

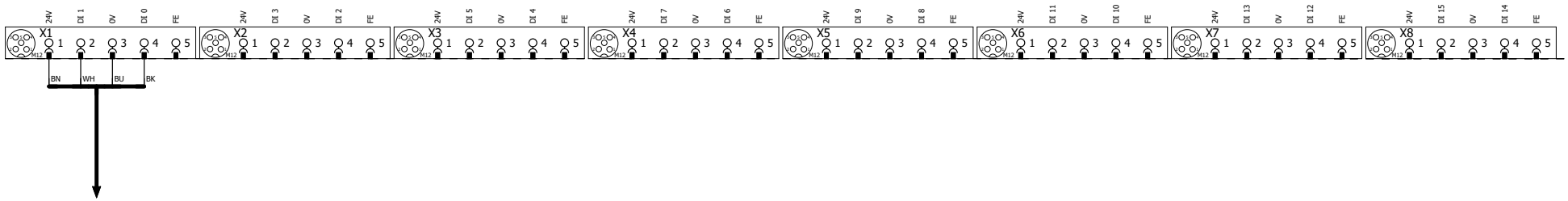

-BG02
=V1AR13UQ41BG0/1.3

3 5

			Date	9/22/2022	Volvo Trucks North America	Valiant TMS	I/O MOD. DI16 (8 x M12) FOR MPA	Drawing name: =2V03&EFS-EL	= V1AR13UQ41KF2	
			Ed.	MKLEPADLO					+ V1AR13UQ41	
			Appr		P6700 Underbody Floor Skin - Cell 2V03	Scale 1:1		Document type: EFS	Project nr: 22-16151	Page 4
Modification	Date	Name	Original		Replacement of / Replaced by					1721

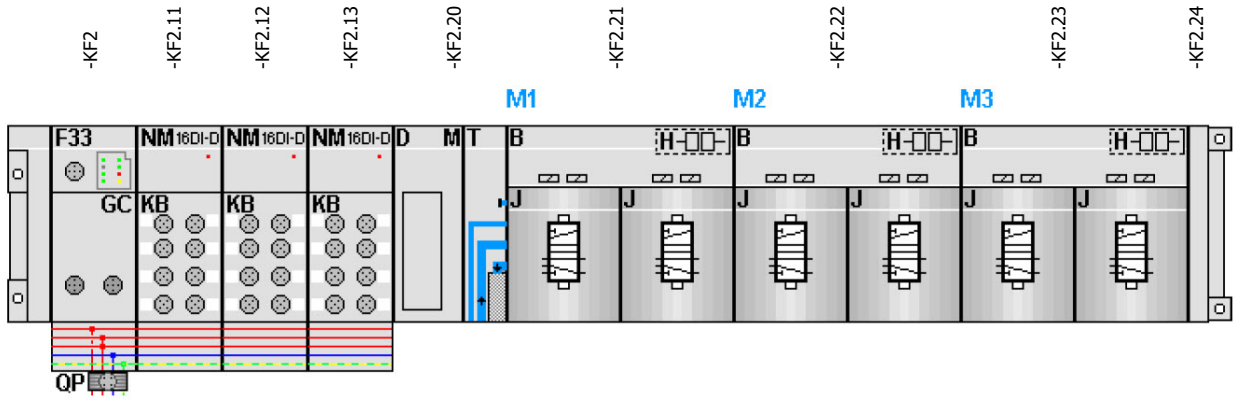

-KF2.21

=V1AR13UQ41UQ7+.AR13UQ41UQ7/1.3
=V1AR13UQ41UQ8+.AR13UQ41UQ8/1.3

FESTO

=V1AR13UQ41UQ7+.AR13UQ41UQ7/1.4	DO:12 DO 12 1.1	-QN7.1_Q	L320 Model Vacuums (RST)
=V1AR13UQ41UQ7+.AR13UQ41UQ7/1.4	DO:13 DO 13 1.2	-QN7.2_Q	L320 Model Vacuums (SET)
=V1AR13UQ41UQ8+.AR13UQ41UQ8/1.4	DO:14 DO 14 2.1	-QN8.1_Q	L230 Model Clamps (RST)
=V1AR13UQ41UQ8+.AR13UQ41UQ8/1.4	DO:15 DO 15 2.2	-QN8.2_Q	L230 Model Clamps (SET)

-KF2.22

=V1AR13UQ41UQ9+.AR13UQ41UQ9/1.3
=V1AR13UQ41UQ10+.AR13UQ41UQ10/1.3

FESTO

=V1AR13UQ41UQ9+.AR13UQ41UQ9/1.4	DO:16 DO 16 1.1	-QN9.1_Q	L290/320 Model Vacuums (RST)
=V1AR13UQ41UQ9+.AR13UQ41UQ9/1.4	DO:17 DO 17 1.2	-QN9.2_Q	L290/320 Model Vacuums (SET)
=V1AR13UQ41UQ10+.AR13UQ41UQ10/1.4	DO:18 DO 18 2.1	-QN10.1_Q	L290 Model Clamps (RST)
=V1AR13UQ41UQ10+.AR13UQ41UQ10/1.4	DO:19 DO 19 2.2	-QN10.2_Q	L290 Model Clamps (SET)

-KF2.23

=V1AR13UQ41UQ11+.AR13UQ41UQ11/1.3
=V1AR13UQ41UQ12+.AR13UQ41UQ12/1.3

FESTO

=V1AR13UQ41UQ11+.AR13UQ41UQ11/1.4	DO:20 DO 20 1.1	-QN11.1_Q	L320 Model Clamps (RST)
=V1AR13UQ41UQ11+.AR13UQ41UQ11/1.4	DO:21 DO 21 1.2	-QN11.2_Q	L320 Model Clamps (SET)
=V1AR13UQ41UQ12+.AR13UQ41UQ12/1.4	DO:22 DO 22 2.1	-QN12.1_Q	Spare (RST)
=V1AR13UQ41UQ12+.AR13UQ41UQ12/1.4	DO:23 DO 23 2.2	-QN12.2_Q	Spare (SET)

=V1AR13UQ41UQ1+.AR13UQ41UQ1/1

			Date	9/22/2022	Volvo Trucks North America	Valiant TMS	CONNECTING MOD. FOR FESTO DQ	Drawing name: =2V03&EFS-EL	= V1AR13UQ41KF2
			Ed.	MKLEPADLO					+ V1AR13UQ41
			Appr		P6700 Underbody Floor Skin - Cell 2V03	Scale 1:1		Document type: EFS	Project nr: 22-16151
Modification	Date	Name	Original		Replacement of / Replaced by				Page 5 / 1721

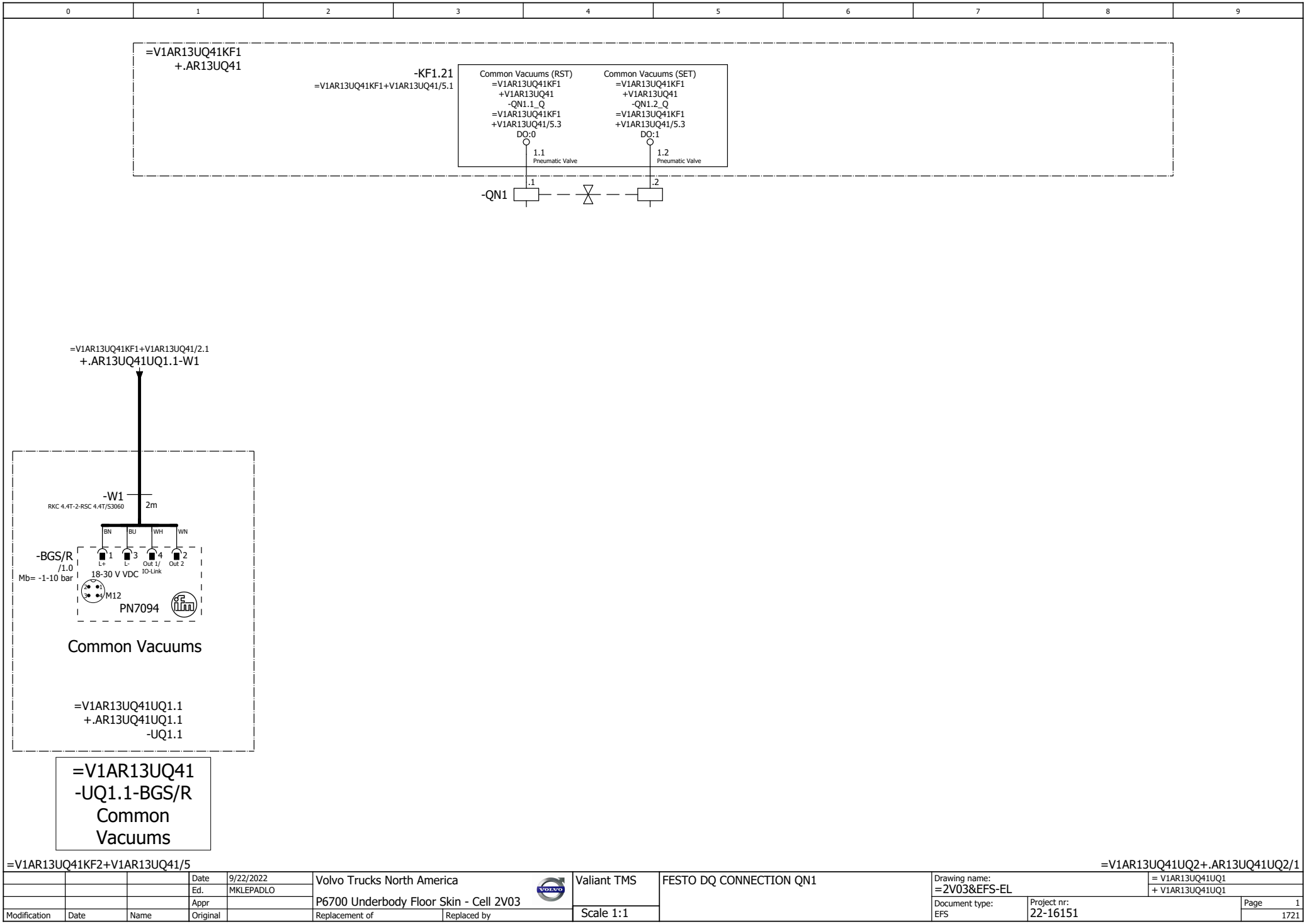

=V1AR13UQ41KF2+V1AR13UQ41/5

=V1AR13UQ41UQ2+.AR13UQ41UQ2/1

			Date	9/22/2022	Volvo Trucks North America		Valiant TMS	FESTO DQ CONNECTION QN1	Drawing name: =2V03&EFS-EL	= V1AR13UQ41UQ1	
			Ed.	MKLEPADLO						+ V1AR13UQ41UQ1	
			Appr		P6700 Underbody Floor Skin - Cell 2V03				Document type: EFS	Project nr: 22-16151	Page 1
Modification	Date	Name	Original		Replacement of	Replaced by	Scale 1:1				1721

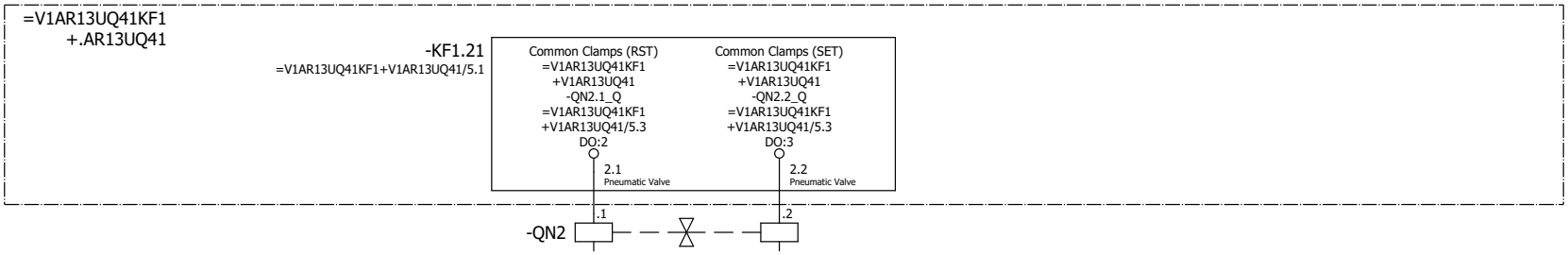

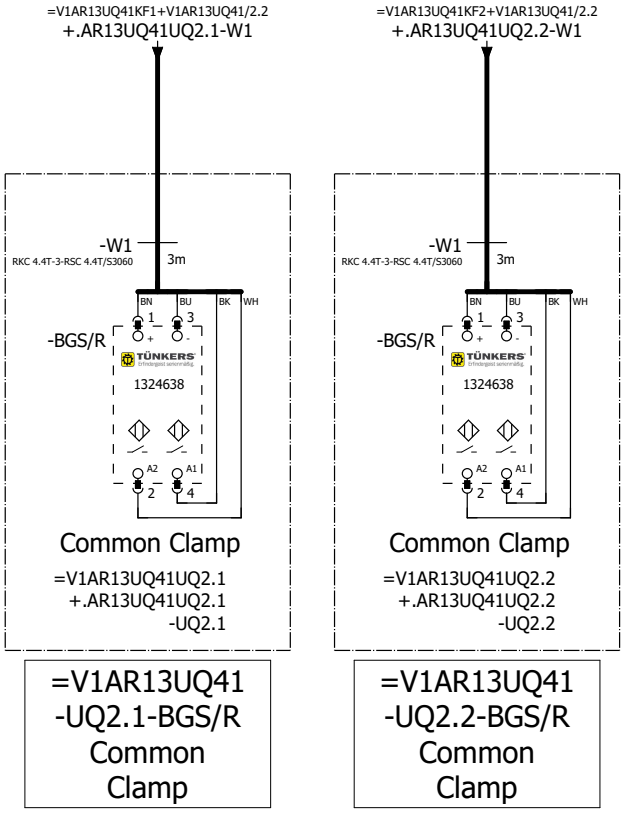

=V1AR13UQ41
-UQ2.1-BGS/R
Common
Clamp

=V1AR13UQ41
-UQ2.2-BGS/R
Common
Clamp

=V1AR13UQ41UQ1+.AR13UQ41UQ1/1

=V1AR13UQ41UQ3+.AR13UQ41UQ3/1

			Date	9/22/2022	Volvo Trucks North America	Valiant TMS	FESTO DQ CONNECTION QN2	Drawing name: =2V03&EFS-EL	= V1AR13UQ41UQ2	
			Ed.	MKLEPADLO					+ V1AR13UQ41UQ2	
			Appr		P6700 Underbody Floor Skin - Cell 2V03	Scale 1:1		Document type: EFS	Project nr: 22-16151	Page 1
Modification	Date	Name	Original		Replacement of	Replaced by				1721

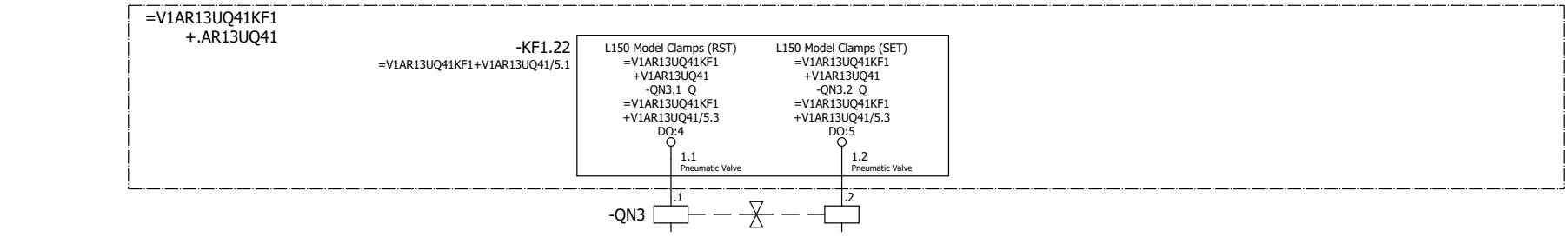

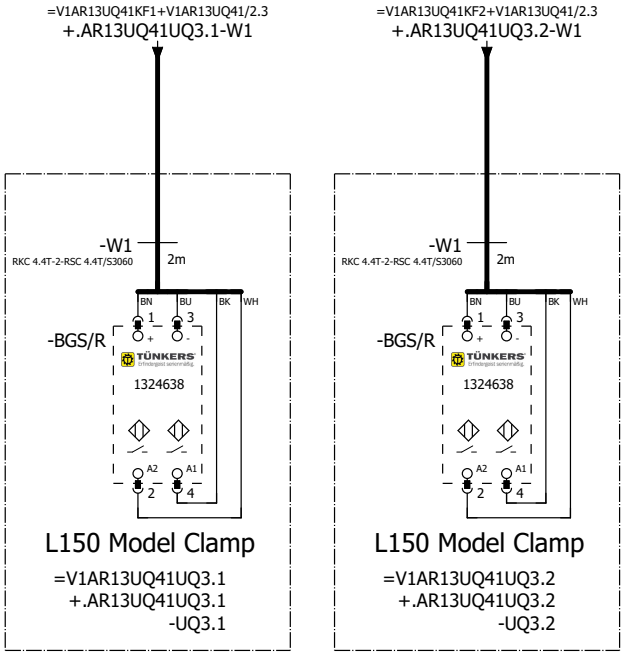

=V1AR13UQ41
-UQ3.1-BGS/R
L150 Model
Clamp

=V1AR13UQ41
-UQ3.2-BGS/R
L150 Model
Clamp

			Date	9/22/2022	Volvo Trucks North America	Valiant TMS	FESTO DQ CONNECTION QN3	Drawing name: =2V03&EFS-EL	= V1AR13UQ41UQ3		
			Ed.	MKLEPADLO					+ V1AR13UQ41UQ3		
			Appr		P6700 Underbody Floor Skin - Cell 2V03			Document type: EFS	Project nr: 22-16151	Page	1
Modification	Date	Name	Original		Replacement of	Replaced by	Scale 1:1				1721

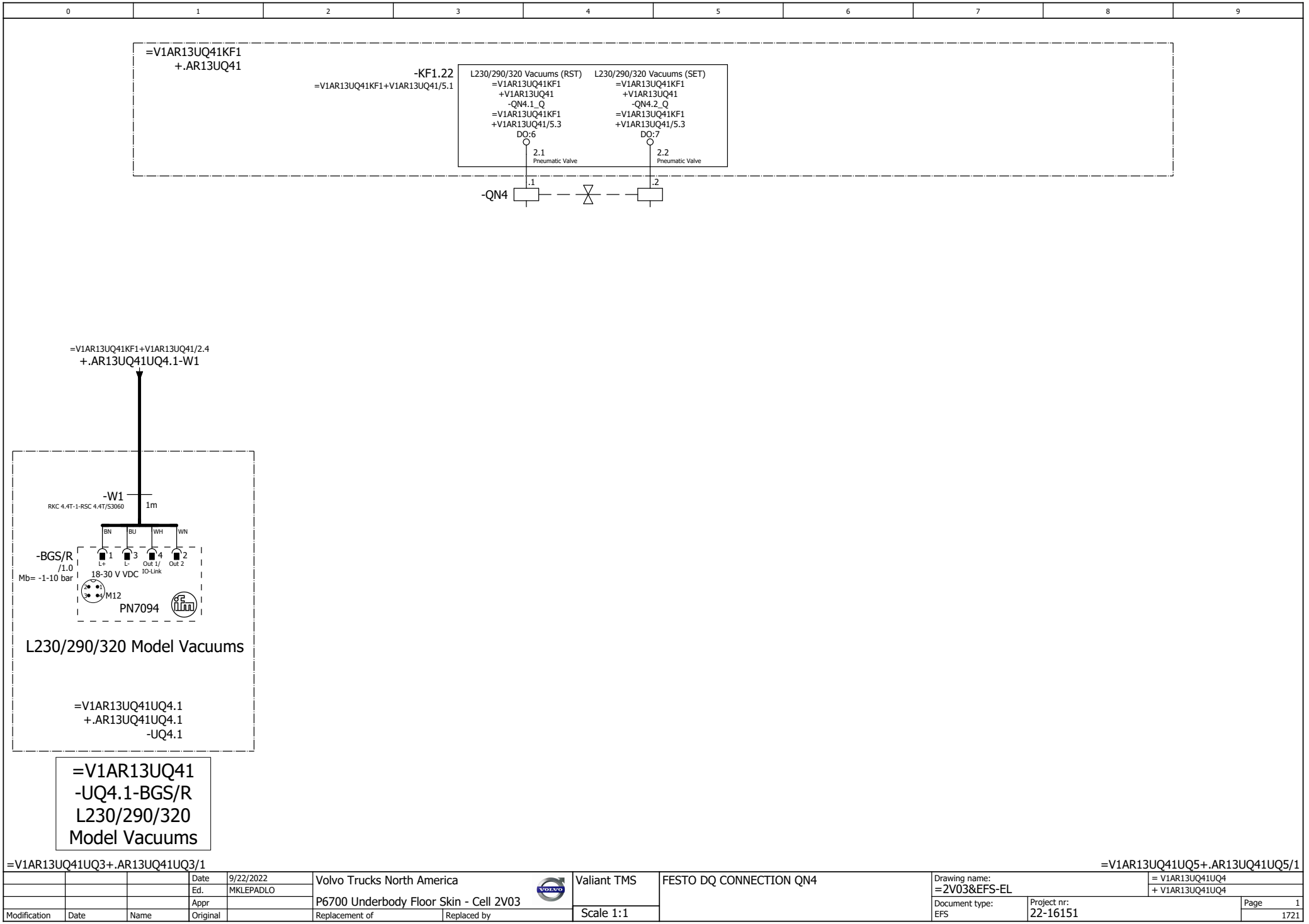

=V1AR13UQ41UQ3+.AR13UQ41UQ3/1

=V1AR13UQ41UQ5+.AR13UQ41UQ5/1

			Date	9/22/2022	Volvo Trucks North America	Valiant TMS	FESTO DQ CONNECTION QN4	Drawing name: =2V03&EFS-EL	= V1AR13UQ41UQ4	
			Ed.	MKLEPADLO					+ V1AR13UQ41UQ4	
			Appr		P6700 Underbody Floor Skin - Cell 2V03			Document type: EFS	Project nr: 22-16151	Page 1
Modification	Date	Name	Original		Replacement of / Replaced by	Scale 1:1				1721

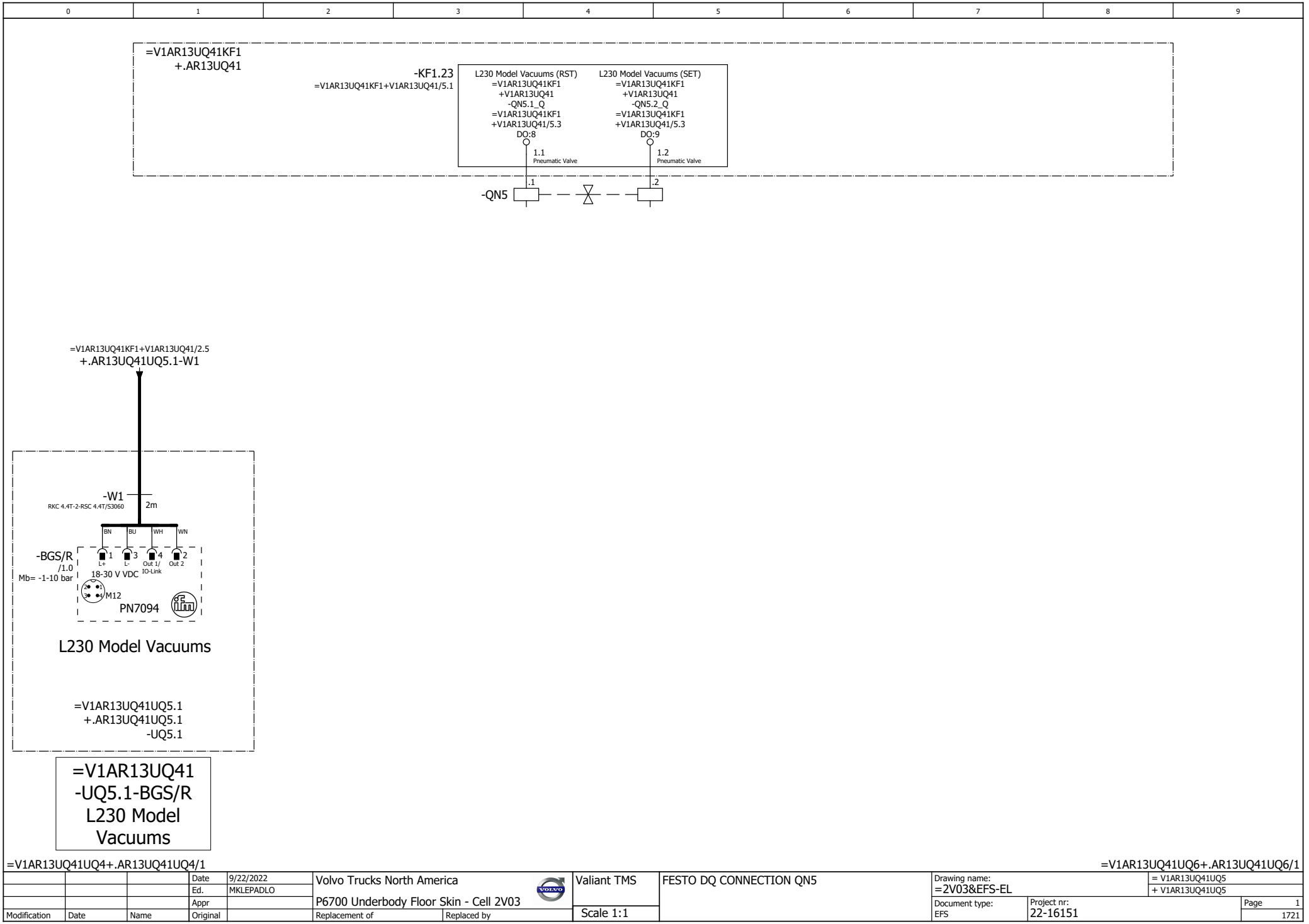

=V1AR13UQ41UQ4+.AR13UQ41UQ4/1

=V1AR13UQ41UQ6+.AR13UQ41UQ6/1

			Date	9/22/2022	Volvo Trucks North America		Valiant TMS	FESTO DQ CONNECTION QN5	Drawing name: =2V03&EFS-EL	= V1AR13UQ41UQ5	
			Ed.	MKLEPADLO						+ V1AR13UQ41UQ5	
			Appr		P6700 Underbody Floor Skin - Cell 2V03				Document type: EFS	Project nr: 22-16151	Page 1
Modification	Date	Name	Original		Replacement of	Replaced by	Scale 1:1				1721

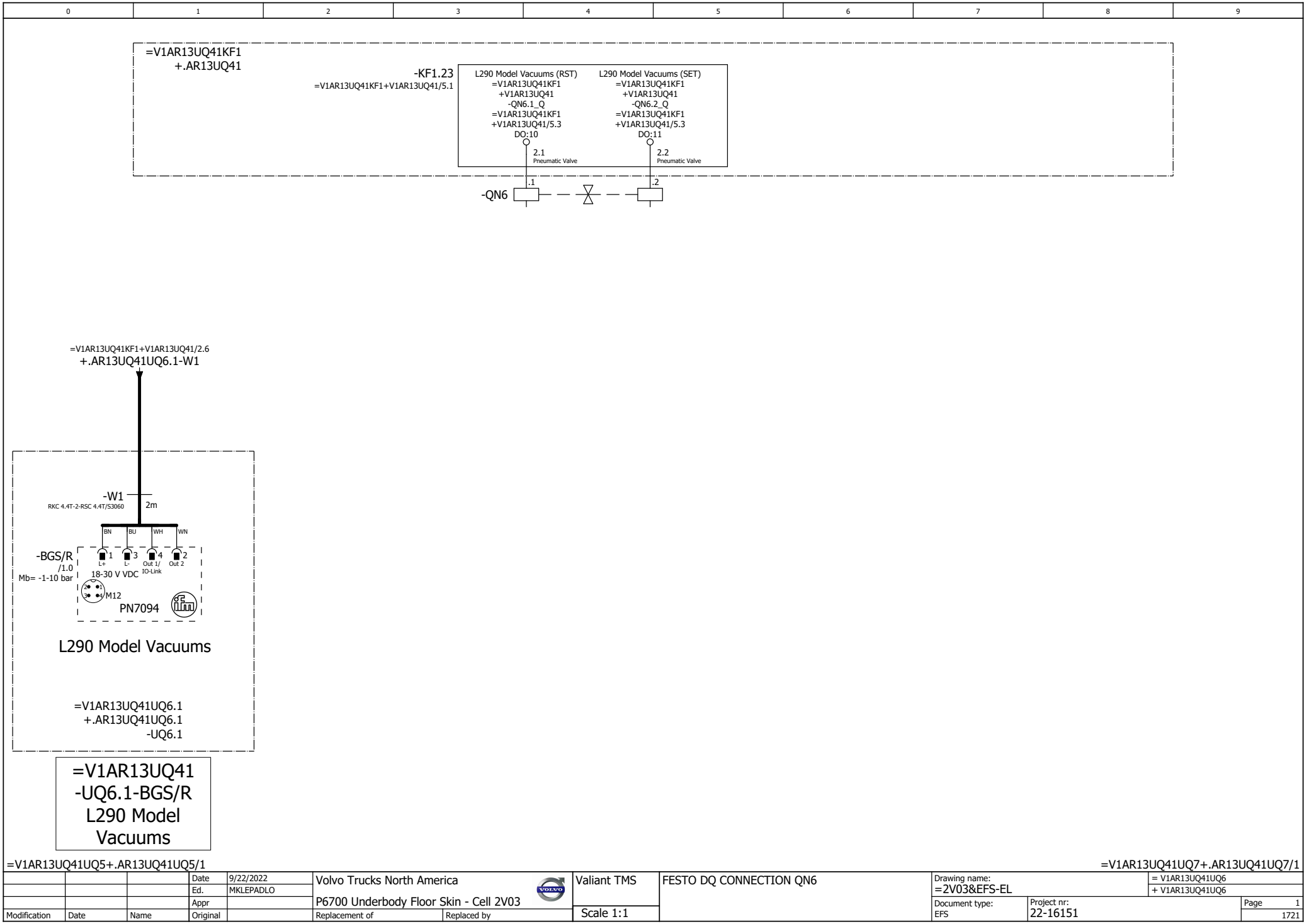

=V1AR13UQ41UQ5+.AR13UQ41UQ5/1

=V1AR13UQ41UQ7+.AR13UQ41UQ7/1

			Date	9/22/2022	Volvo Trucks North America	Valiant TMS	FESTO DQ CONNECTION QN6	Drawing name: =2V03&EFS-EL	= V1AR13UQ41UQ6	
			Ed.	MKLEPADLO					+ V1AR13UQ41UQ6	
			Appr		P6700 Underbody Floor Skin - Cell 2V03			Document type: EFS	Project nr: 22-16151	Page 1
Modification	Date	Name	Original		Replacement of / Replaced by	Scale 1:1				1721

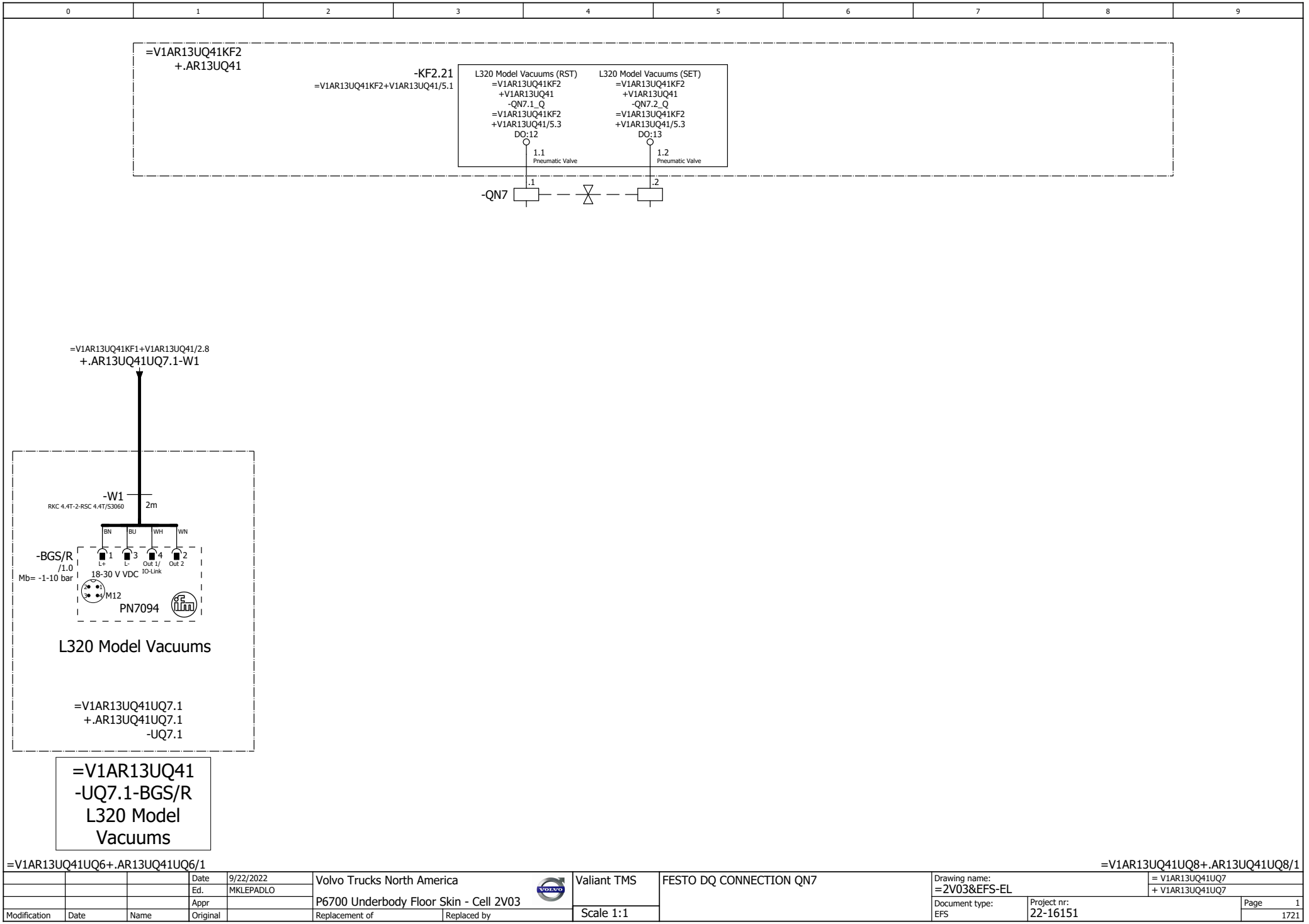

=V1AR13UQ41UQ6+.AR13UQ41UQ6/1

=V1AR13UQ41UQ8+.AR13UQ41UQ8/1

			Date	9/22/2022	Volvo Trucks North America	Valiant TMS	FESTO DQ CONNECTION QN7	Drawing name: =2V03&EFS-EL	= V1AR13UQ41UQ7		
			Ed.	MKLEPADLO					+ V1AR13UQ41UQ7		
			Appr		P6700 Underbody Floor Skin - Cell 2V03			Document type: EFS	Project nr: 22-16151	Page	1
Modification	Date	Name	Original		Replacement of / Replaced by	Scale 1:1					1721

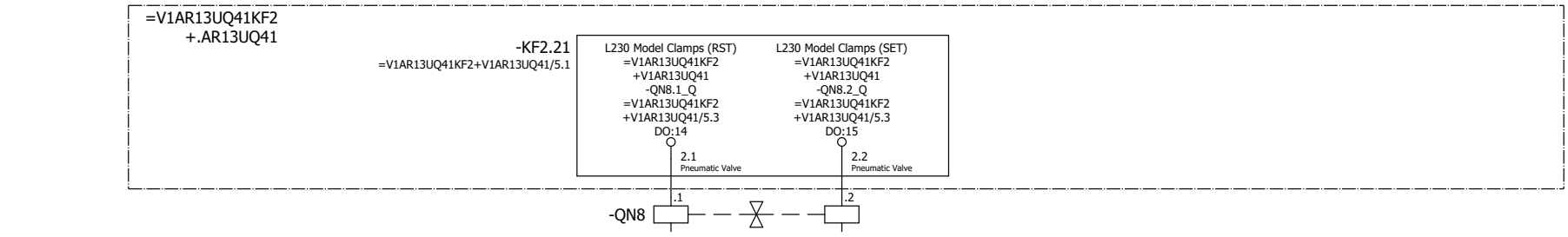

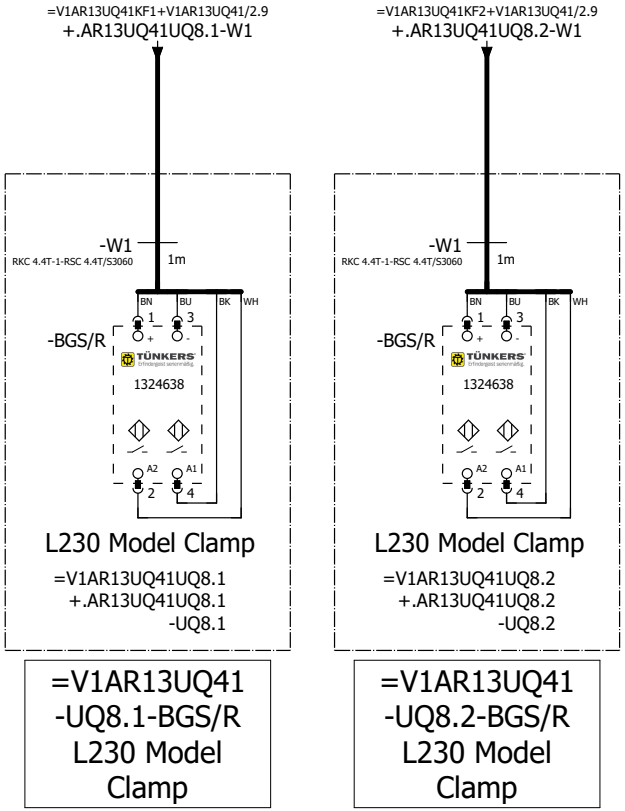

=V1AR13UQ41UQ7+.AR13UQ41UQ7/1

=V1AR13UQ41UQ9+.AR13UQ41UQ9/1

			Date	9/22/2022	Volvo Trucks North America	Valiant TMS	FESTO DQ CONNECTION QN8	Drawing name: =2V03&EFS-EL	= V1AR13UQ41UQ8	
			Ed.	MKLEPADLO					+ V1AR13UQ41UQ8	
			Appr		P6700 Underbody Floor Skin - Cell 2V03	Scale 1:1		Document type: EFS	Project nr: 22-16151	Page 1
Modification	Date	Name	Original		Replacement of	Replaced by				1721

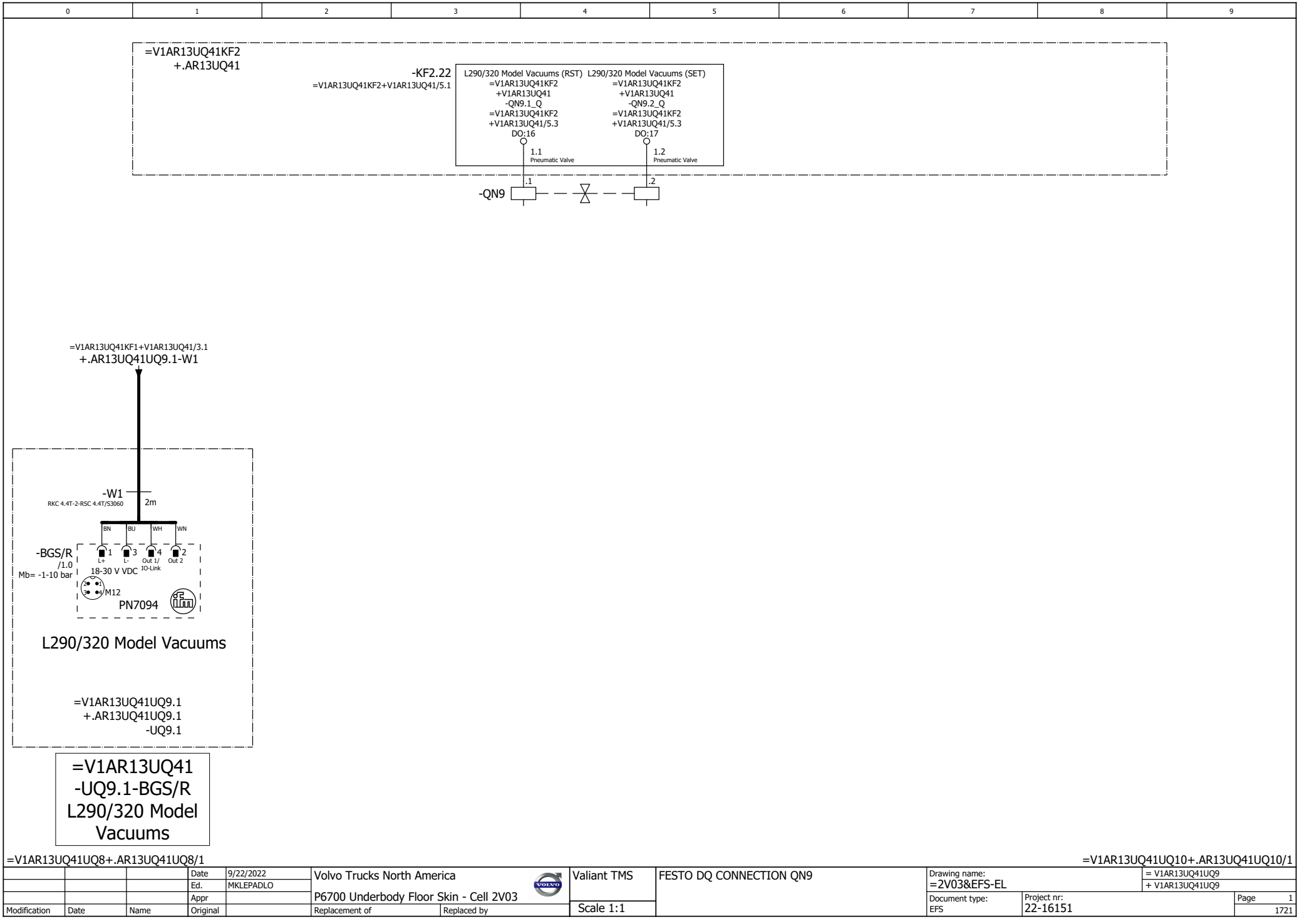

=V1AR13UQ41UQ8+.AR13UQ41UQ8/1

=V1AR13UQ41UQ10+.AR13UQ41UQ10/1

			Date	9/22/2022	Volvo Trucks North America	Valiant TMS	FESTO DQ CONNECTION QN9	Drawing name: =2V03&EFS-EL	= V1AR13UQ41UQ9	
			Ed.	MKLEPADLO					+ V1AR13UQ41UQ9	
			Appr		P6700 Underbody Floor Skin - Cell 2V03			Document type: EFS	Project nr: 22-16151	Page 1
Modification	Date	Name	Original		Replacement of	Replaced by	Scale 1:1			1721

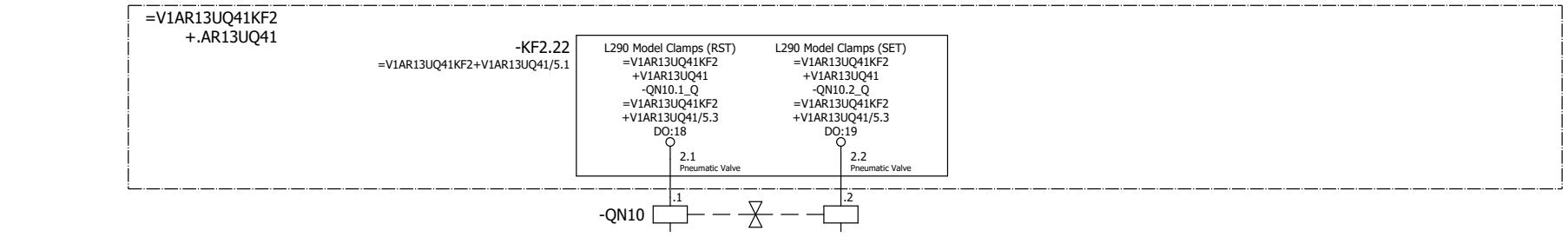

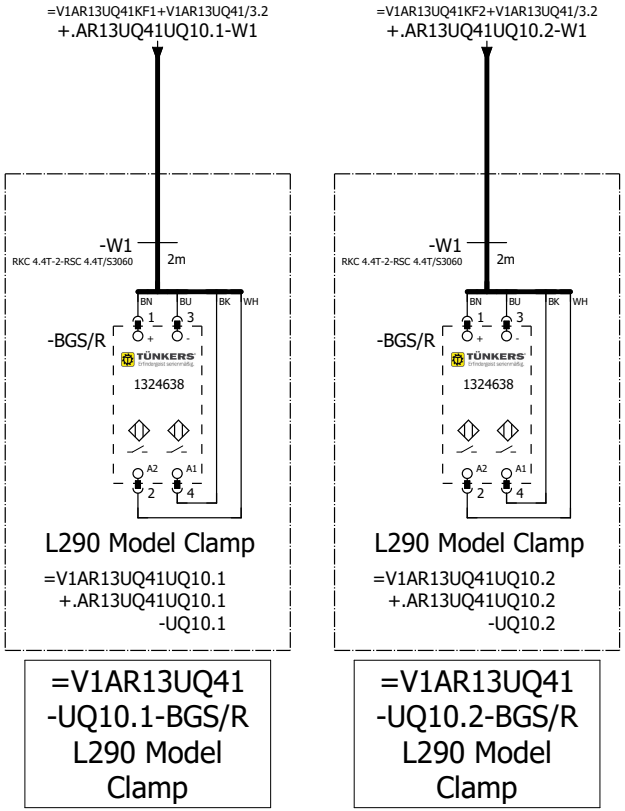

=V1AR13UQ41
-UQ10.1-BGS/R
L290 Model
Clamp

=V1AR13UQ41
-UQ10.2-BGS/R
L290 Model
Clamp

=V1AR13UQ41UQ9+.AR13UQ41UQ9/1

=V1AR13UQ41UQ11+.AR13UQ41UQ11/1

			Date	9/22/2022	Volvo Trucks North America	Valiant TMS	FESTO DQ CONNECTION QN10	Drawing name: =2V03&EFS-EL	= V1AR13UQ41UQ10	
			Ed.	MKLEPADLO					+ V1AR13UQ41UQ10	
			Appr		P6700 Underbody Floor Skin - Cell 2V03	Scale 1:1		Document type: EFS	Project nr: 22-16151	Page 1
Modification	Date	Name	Original		Replacement of	Replaced by				1721

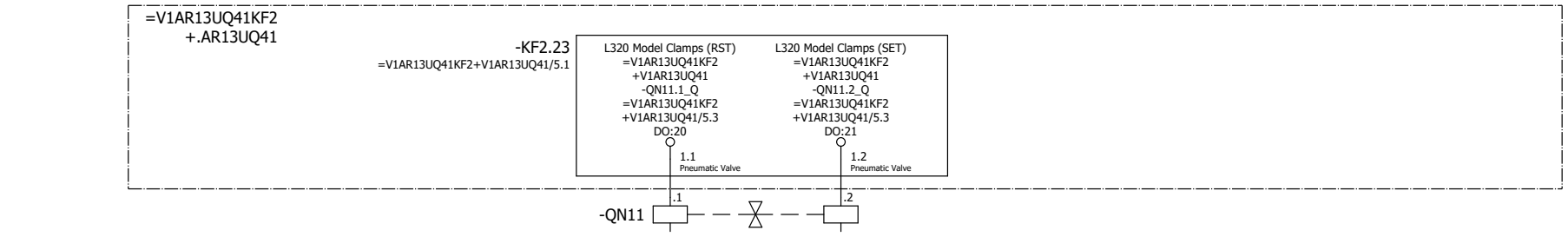

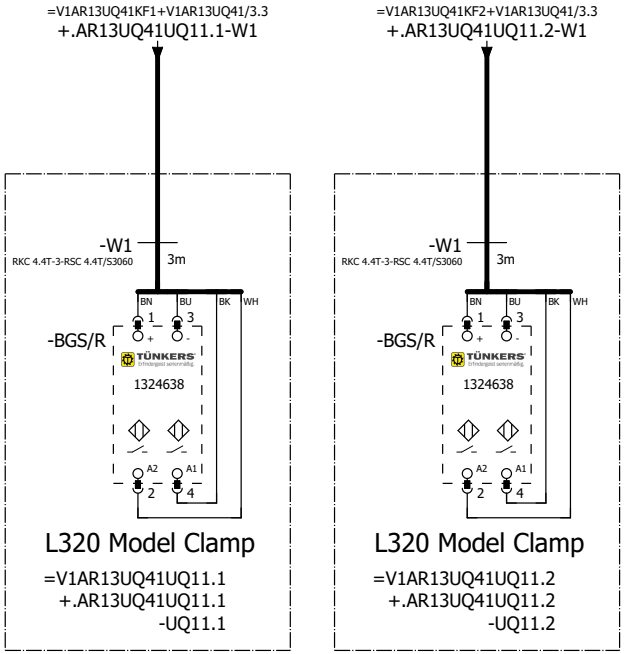

=V1AR13UQ41
-UQ11.1-BGS/R
L320 Model
Clamp

=V1AR13UQ41
-UQ11.2-BGS/R
L320 Model
Clamp

=V1AR13UQ41UQ10+.AR13UQ41UQ10/1

=V1AR13UQ41UQ12+.AR13UQ41UQ12/1

			Date	9/22/2022	Volvo Trucks North America	Valiant TMS	FESTO DQ CONNECTION QN11	Drawing name: =2V03&EFS-EL	= V1AR13UQ41UQ11	
			Ed.	MKLEPADLO					+ V1AR13UQ41UQ11	
			Appr		P6700 Underbody Floor Skin - Cell 2V03	Scale 1:1		Document type: EFS	Project nr: 22-16151	Page 1
Modification	Date	Name	Original		Replacement of	Replaced by				1721

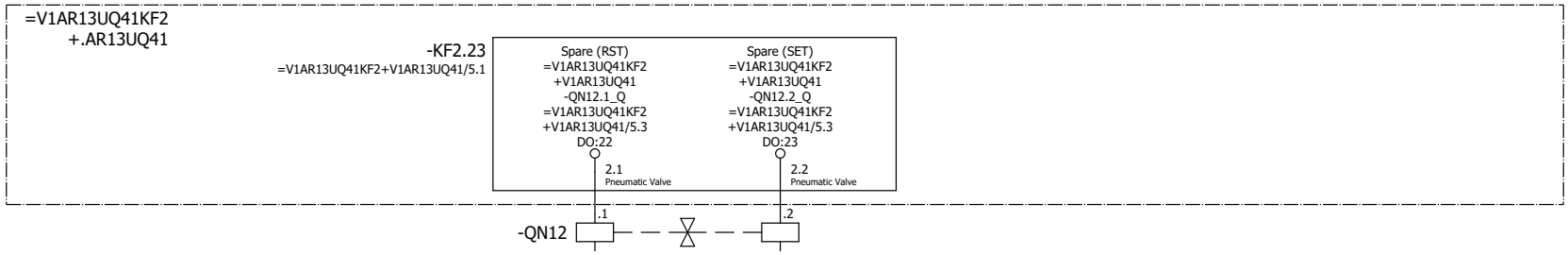
=V1AR13UQ41KF2
+.AR13UQ41
-KF2.23
=V1AR13UQ41KF2+V1AR13UQ41/5.1
Spare (RST)
=V1AR13UQ41KF2
+V1AR13UQ41
-QN12.1_Q
=V1AR13UQ41KF2
+V1AR13UQ41/5.3
DO:22
Spare (SET)
=V1AR13UQ41KF2
+V1AR13UQ41
-QN12.2_Q
=V1AR13UQ41KF2
+V1AR13UQ41/5.3
DO:23
2.1
Pneumatic Valve
2.2
Pneumatic Valve
.1
.2
-QN12

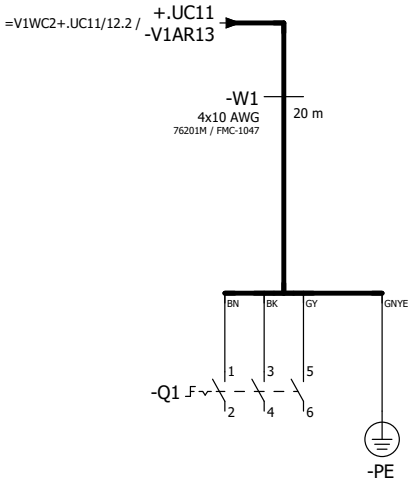

=V1AR13UQ41UQ12+.AR13UQ41UQ12/1

=V1AR21KF1+.AR21UC01/1

			Date	9/22/2022	Volvo Trucks North America		Valiant TMS	Incoming power	Drawing name: =2V03&EFS-EL	= V1AR13WC1
			Ed.	MKLEPADLO						+ V1AR13UC01
			Appr		P6700 Underbody Floor Skin - Cell 2V03				Document type: EFS	Project nr: 22-16151	Page 1
Modification	Date	Name	Original		Replacement of	Replaced by	Scale 1:1			1721

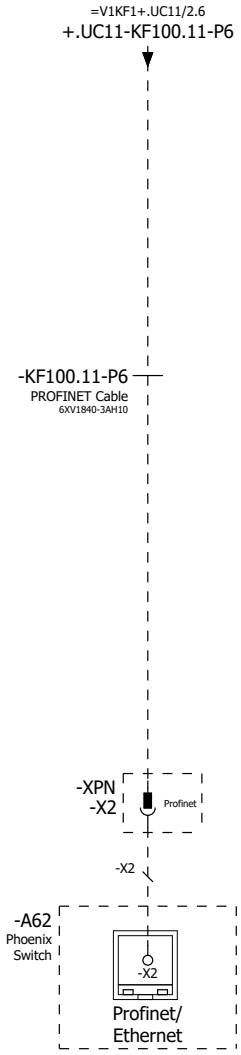

=V1AR13WC1+.AR13UC01/1

=V1AR21WC1/1

			Date	12/2/2022	Volvo Trucks North America		Valiant TMS	Incoming Profinet	Drawing name: =2V03&EFS-EL	= V1AR21KF1
			Ed.	MKLEPADLO						+ V1AR21UC01
			Appr		P6700 Underbody Floor Skin - Cell 2V03				Document type: EFS	Project nr: 22-16151
Modification	Date	Name	Original		Replacement of	Replaced by	Scale 1:1			Page 1 / 1721

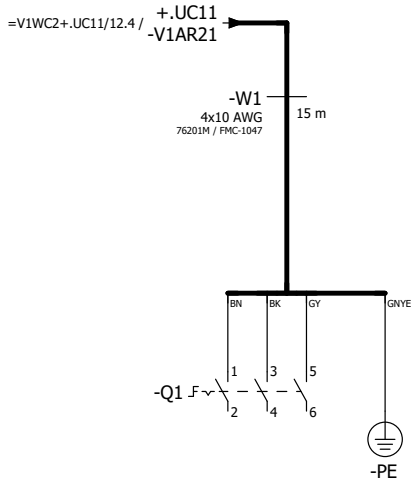

=V1AR21KF1/1

=V1AR21XQ11WC1+.AR21XQ11UC01/1

			Date	9/22/2022	Volvo Trucks North America		Valiant TMS	Incoming power	Drawing name: =2V03&EFS-EL	= V1AR21WC1
			Ed.	MKLEPADLO						+ V1AR21UC01
			Appr		P6700 Underbody Floor Skin - Cell 2V03				Document type: EFS	Project nr: 22-16151	Page 1
Modification	Date	Name	Original		Replacement of	Replaced by	Scale 1:1			1721

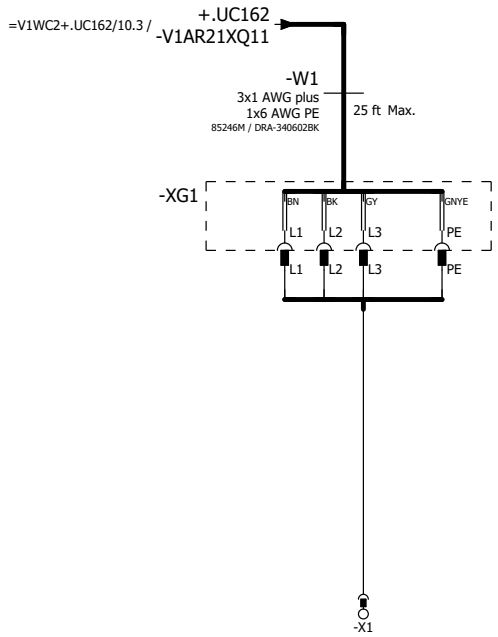

=V1AR21WC1+.AR21UC01/1

=V1AR22KF1+.AR22UC01/1

			Date	12/2/2022	Volvo Trucks North America		Valiant TMS	Incoming power	Drawing name: =2V03&EFS-EL	= V1AR21XQ11WC1	
			Ed.	MKLEPADLO						+ V1AR21XQ11UC01	
			Appr		P6700 Underbody Floor Skin - Cell 2V03				Document type: EFS	Project nr: 22-16151	Page 1
Modification	Date	Name	Original		Replacement of	Replaced by	Scale 1:1				1721

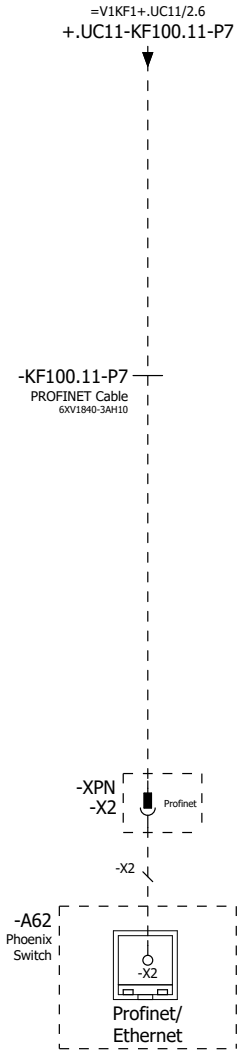

=V1AR21XQ11WC1+.AR21XQ11UC01/1

=V1AR22WC1/1

			Date	12/2/2022	Volvo Trucks North America	Valiant TMS	Incoming Profinet	Drawing name: =2V03&EFS-EL	= V1AR22KF1
			Ed.	MKLEPADLO					+ V1AR22UC01
			Appr		P6700 Underbody Floor Skin - Cell 2V03			Document type: EFS	Project nr: 22-16151
Modification	Date	Name	Original		Replacement of / Replaced by	Scale 1:1			Page 1 / 1721

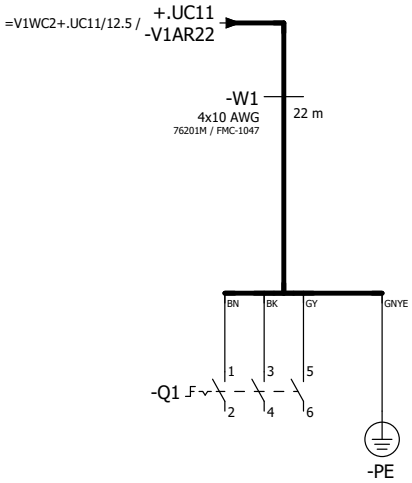

=V1AR22KF1/1

=V1AR22XQ11WC1+.AR22XQ11UC01/1

			Date	9/22/2022	Volvo Trucks North America		Valiant TMS	Incoming power	Drawing name: =2V03&EFS-EL	= V1AR22WC1
			Ed.	MKLEPADLO						+ V1AR22UC01
			Appr		P6700 Underbody Floor Skin - Cell 2V03				Document type: EFS	Project nr: 22-16151	Page 1
Modification	Date	Name	Original		Replacement of	Replaced by	Scale 1:1			1721

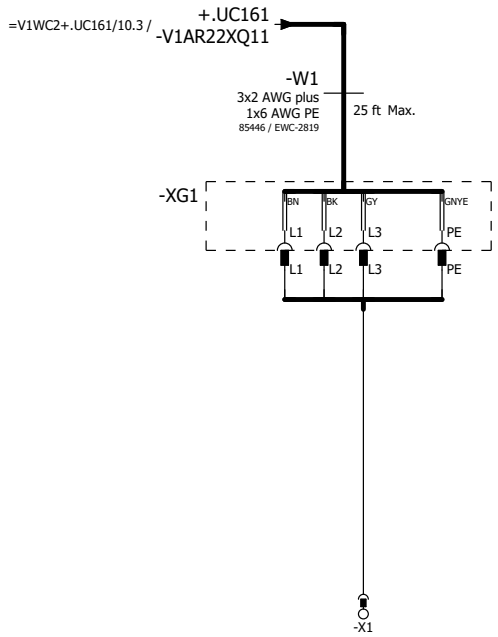

=V1AR22WC1+.AR22UC01/1

=V1AR23KF1+.AR23UC01/1

			Date	12/2/2022	Volvo Trucks North America	Valiant TMS	Incoming power	Drawing name: =2V03&EFS-EL	= V1AR22XQ11WC1	
			Ed.	MKLEPADLO					+ V1AR22XQ11UC01	
			Appr		P6700 Underbody Floor Skin - Cell 2V03			Document type: EFS	Project nr: 22-16151	Page 1
Modification	Date	Name	Original		Replacement of / Replaced by	Scale 1:1				1721

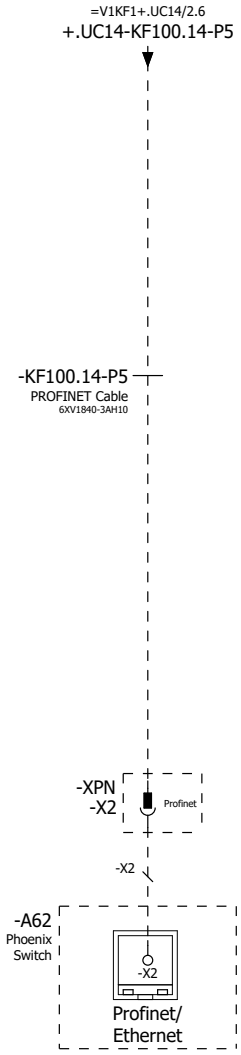

=V1AR22XQ11WC1+.AR22XQ11UC01/1

=V1AR23WC1/1

			Date	12/2/2022	Volvo Trucks North America	Valiant TMS	Incoming Profinet	Drawing name: =2V03&EFS-EL	= V1AR23KF1
			Ed.	MKLEPADLO					+ V1AR23UC01
			Appr		P6700 Underbody Floor Skin - Cell 2V03			Document type: EFS	Project nr: 22-16151
Modification	Date	Name	Original		Replacement of / Replaced by	Scale 1:1			Page 1 / 1721

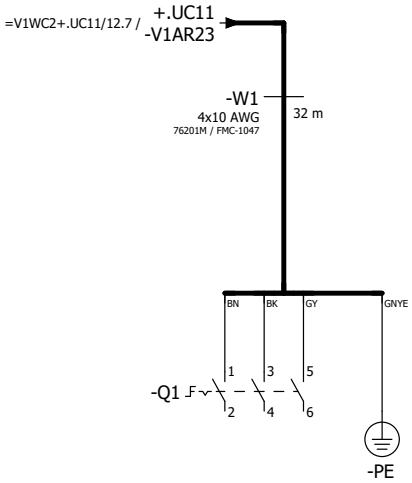

=V1AR23KF1/1

=V1AR23XQ11WC1+.AR23XQ11UC01/1

			Date	9/22/2022	Volvo Trucks North America		Valiant TMS	Incoming power	Drawing name: =2V03&EFS-EL	= V1AR23WC1
			Ed.	MKLEPADLO						+ V1AR23UC01
			Appr		P6700 Underbody Floor Skin - Cell 2V03				Document type: EFS	Project nr: 22-16151	Page 1
Modification	Date	Name	Original		Replacement of	Replaced by	Scale 1:1			1721

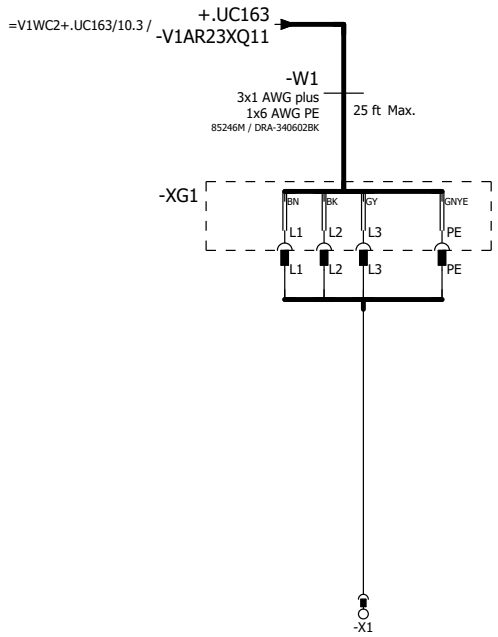

=V1AR23WC1+.AR23UC01/1

=V1AR24KF1+.AR24UC01/1

			Date	12/2/2022	Volvo Trucks North America	Valiant TMS	Incoming power	Drawing name: =2V03&EFS-EL	= V1AR23XQ11WC1	
			Ed.	MKLEPADLO					+ V1AR23XQ11UC01	
			Appr		P6700 Underbody Floor Skin - Cell 2V03			Document type: EFS	Project nr: 22-16151	Page 1
Modification	Date	Name	Original		Replacement of	Replaced by	Scale 1:1			1721

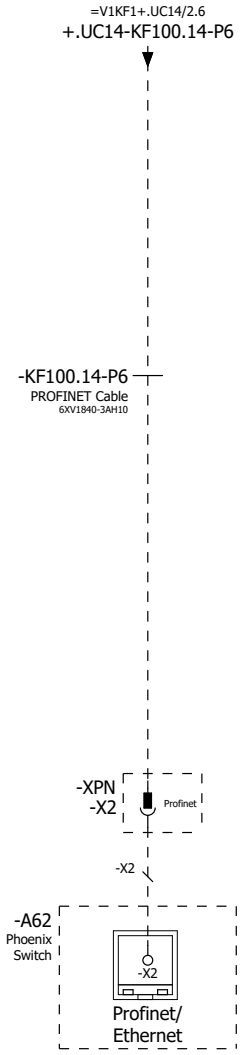

=V1AR23XQ11WC1+.AR23XQ11UC01/1

=V1AR24WC1/1

			Date	12/2/2022	Volvo Trucks North America		Valiant TMS	Incoming Profinet	Drawing name: =2V03&EFS-EL	= V1AR24KF1
			Ed.	MKLEPADLO						+ V1AR24UC01
			Appr		P6700 Underbody Floor Skin - Cell 2V03				Document type: EFS	Project nr: 22-16151
Modification	Date	Name	Original		Replacement of	Replaced by	Scale 1:1			Page 1 / 1721

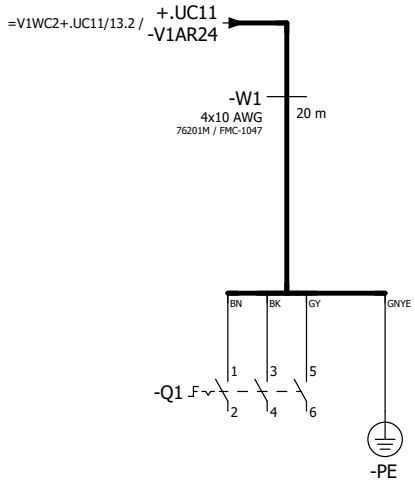

=V1AR24KF1/1

=V1AR24XQ11WC1+.AR24XQ11UC01/1

			Date	9/22/2022	Volvo Trucks North America		Valiant TMS	Incoming power	Drawing name: =2V03&EFS-EL	= V1AR24WC1
			Ed.	MKLEPADLO						+ V1AR24UC01
			Appr		P6700 Underbody Floor Skin - Cell 2V03				Document type: EFS	Project nr: 22-16151
Modification	Date	Name	Original		Replacement of	Replaced by	Scale 1:1			Page 1 / 1721

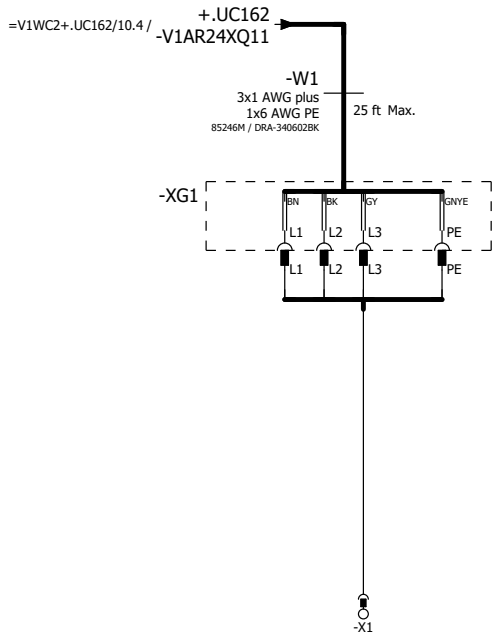

=V1AR24WC1+.AR24UC01/1

=V1AR25KF1+.AR25UC01/1

			Date	12/2/2022	Volvo Trucks North America	Valiant TMS	Incoming power	Drawing name: =2V03&EFS-EL	= V1AR24XQ11WC1	
			Ed.	MKLEPADLO					+ V1AR24XQ11UC01	
			Appr		P6700 Underbody Floor Skin - Cell 2V03			Document type: EFS	Project nr: 22-16151	Page 1
Modification	Date	Name	Original		Replacement of / Replaced by	Scale 1:1				1721

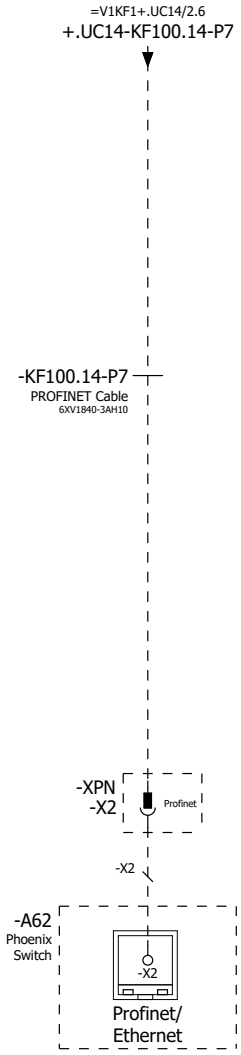

=V1AR24XQ11WC1+.AR24XQ11UC01/1

=V1AR25WC1/1

			Date	12/2/2022	Volvo Trucks North America	Valiant TMS	Incoming Profinet	Drawing name: =2V03&EFS-EL	= V1AR25KF1
			Ed.	MKLEPADLO					+ V1AR25UC01
			Appr		P6700 Underbody Floor Skin - Cell 2V03			Document type: EFS	Project nr: 22-16151
Modification	Date	Name	Original		Replacement of / Replaced by	Scale 1:1			Page 1 / 1721

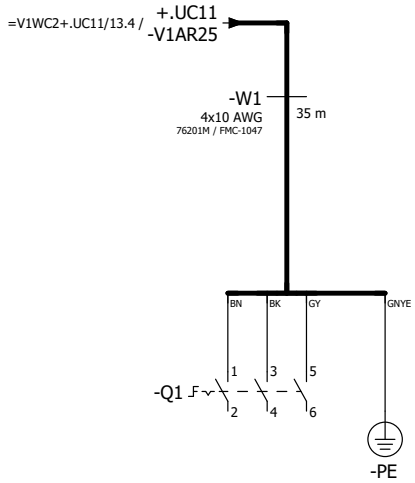

=V1AR25KF1/1

=V1AR25XQ11WC1+.AR25XQ11UC01/1

			Date	9/22/2022	Volvo Trucks North America		Valiant TMS	Incoming power	Drawing name: =2V03&EFS-EL	= V1AR25WC1
			Ed.	MKLEPADLO						+ V1AR25UC01
			Appr		P6700 Underbody Floor Skin - Cell 2V03				Document type: EFS	Project nr: 22-16151	Page 1
Modification	Date	Name	Original		Replacement of	Replaced by	Scale 1:1			1721

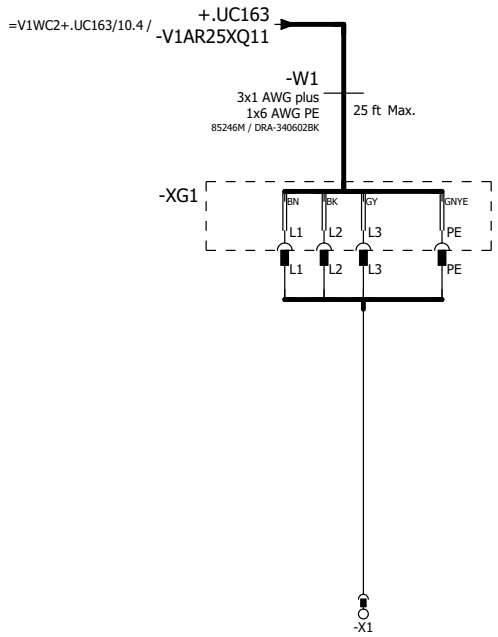

=V1AR25WC1+.AR25UC01/1

=V1AR26KF1+.AR26UC01/1

			Date	12/2/2022	Volvo Trucks North America	Valiant TMS	Incoming power	Drawing name: =2V03&EFS-EL	= V1AR25XQ11WC1	
			Ed.	MKLEPADLO					+ V1AR25XQ11UC01	
			Appr		P6700 Underbody Floor Skin - Cell 2V03			Document type: EFS	Project nr: 22-16151	Page 1
Modification	Date	Name	Original		Replacement of	Replaced by	Scale 1:1			1721

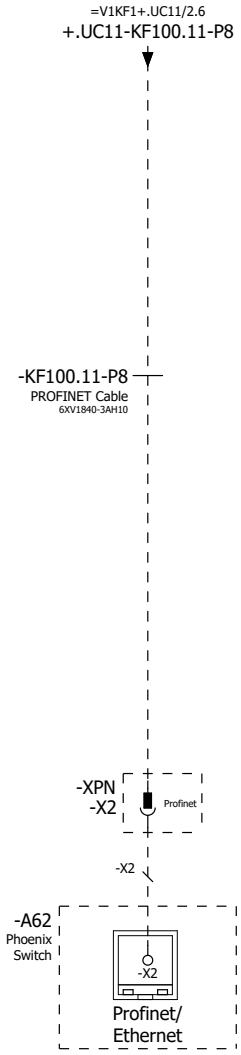

=V1AR25XQ11WC1+.AR25XQ11UC01/1

=V1AR26WC1/1

			Date	12/2/2022	Volvo Trucks North America	Valiant TMS	Incoming Profinet	Drawing name: =2V03&EFS-EL	= V1AR26KF1
			Ed.	MKLEPADLO					+ V1AR26UC01
			Appr		P6700 Underbody Floor Skin - Cell 2V03			Document type: EFS	Project nr: 22-16151
Modification	Date	Name	Original		Replacement of / Replaced by	Scale 1:1			Page 1 / 1721

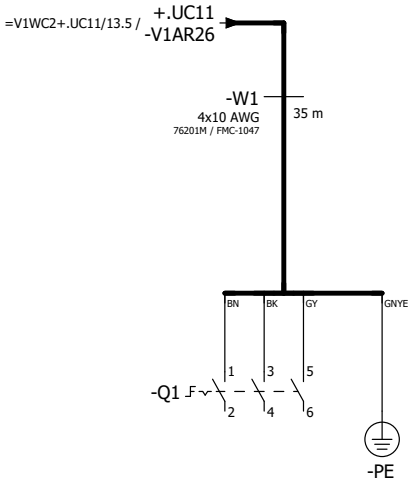

=V1AR26KF1/1

=V1AR26XQ11WC1+.AR26XQ11UC01/1

			Date	12/2/2022	Volvo Trucks North America		Valiant TMS	Incoming power	Drawing name: =2V03&EFS-EL	= V1AR26WC1
			Ed.	MKLEPADLO						+ V1AR26UC01
			Appr		P6700 Underbody Floor Skin - Cell 2V03				Document type: EFS	Project nr: 22-16151
Modification	Date	Name	Original		Replacement of	Replaced by	Scale 1:1			Page 1 / 1721

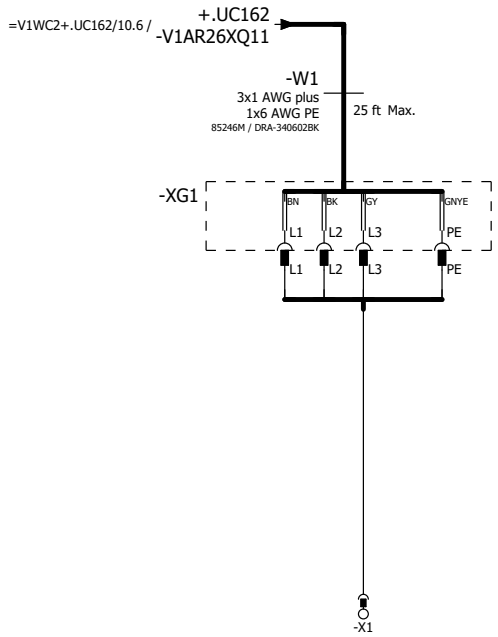

=V1AR26WC1+.AR26UC01/1

=V1CL1BG0+.CL1/1

			Date	12/2/2022	Volvo Trucks North America		Valiant TMS	Incoming power	Drawing name: =2V03&EFS-EL	= V1AR26XQ11WC1
			Ed.	MKLEPADLO						+ V1AR26XQ11UC01
			Appr		P6700 Underbody Floor Skin - Cell 2V03				Document type: EFS	Project nr: 22-16151
Modification	Date	Name	Original		Replacement of	Replaced by	Scale 1:1			Page 1 / 1721

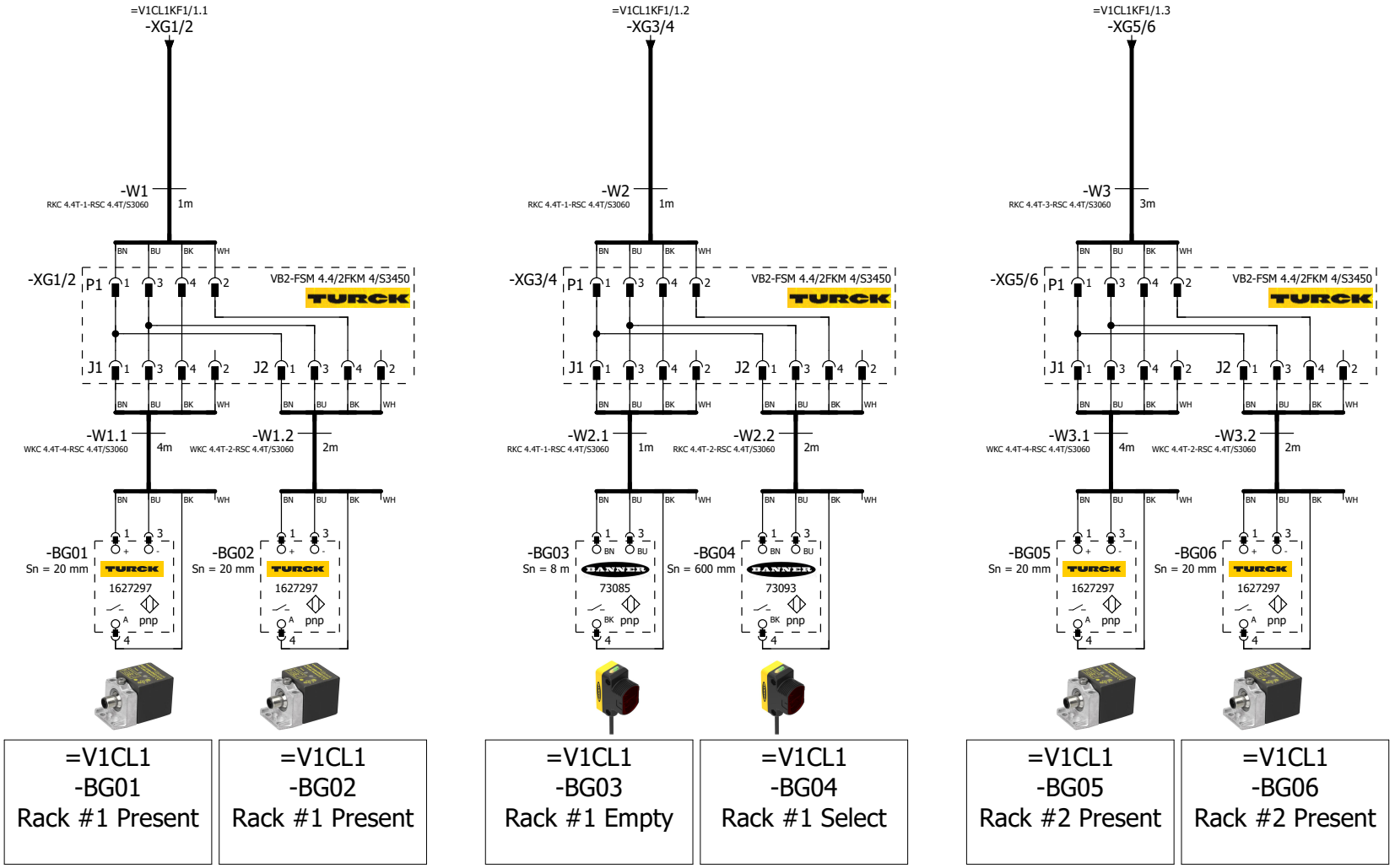

=V1CL1 -BG01 Rack #1 Present	=V1CL1 -BG02 Rack #1 Present	=V1CL1 -BG03 Rack #1 Empty	=V1CL1 -BG04 Rack #1 Select	=V1CL1 -BG05 Rack #2 Present	=V1CL1 -BG06 Rack #2 Present

=V1AR26XQ11WC1+.AR26XQ11UC01/1

2

			Date	9/22/2022	Volvo Trucks North America	Valiant TMS	SENSORS	Drawing name: =2V03&EFS-EL	= V1CL1BG0 + V1CL1
			Ed.	MKLEPADLO					
			Appr		P6700 Underbody Floor Skin - Cell 2V03	Scale 1:1		Document type: EFS	Project nr: 22-16151
Modification	Date	Name	Original		Replacement of / Replaced by				Page 1 / 1721

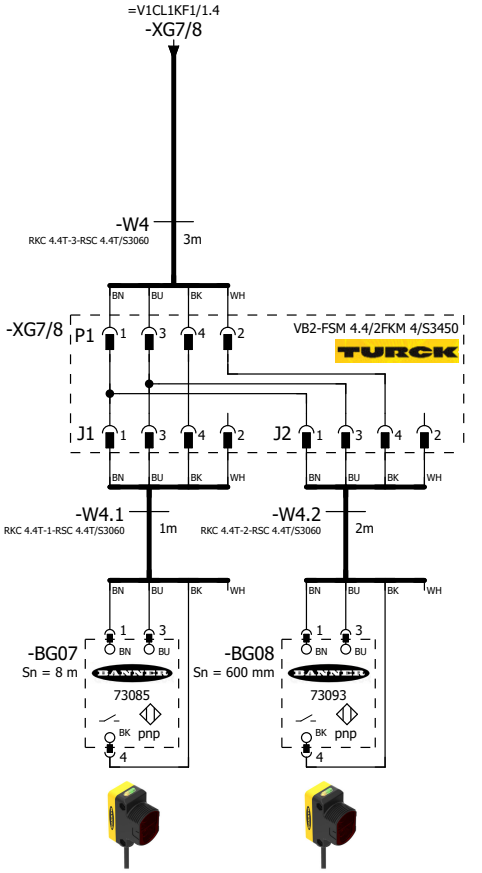

=V1CL1
-BG07
Rack #2 Empty

=V1CL1
-BG08
Rack #2 Select

1

=V1CL1KF1/1

			Date	9/22/2022	Volvo Trucks North America		Valiant TMS	SENSORS	Drawing name: =2V03&EFS-EL	= V1CL1BG0	
			Ed.	MKLEPADLO						+ V1CL1	
			Appr		P6700 Underbody Floor Skin - Cell 2V03		Scale 1:1		Document type: EFS	Project nr: 22-16151	Page 2
Modification	Date	Name	Original		Replacement of	Replaced by					1721

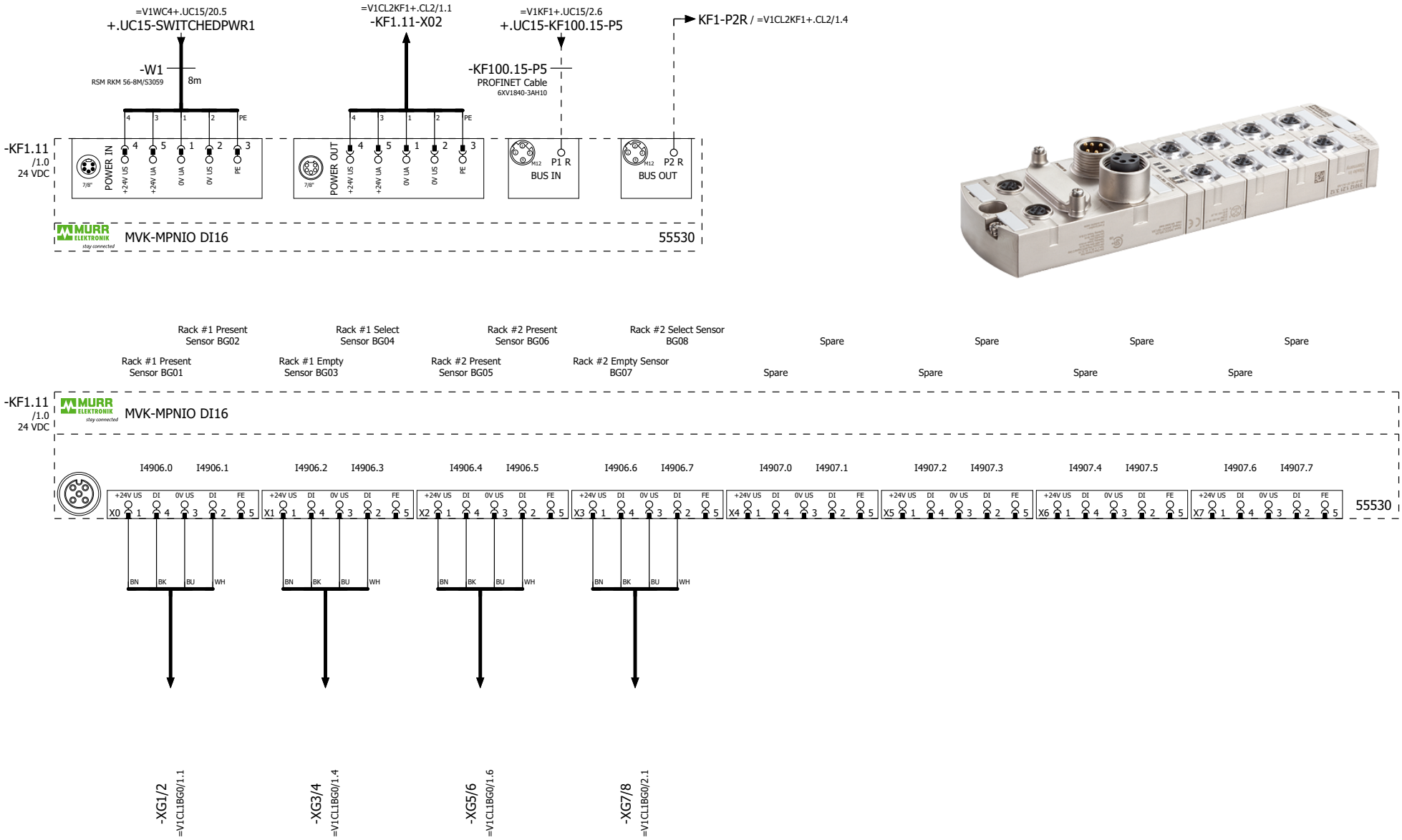

=V1CL1BG0/2

=V1CL2BG0+.CL2/1

			Date	9/26/2022	Volvo Trucks North America		Valiant TMS	MURR MODULE 16 IN	Drawing name: =2V03&EFS-EL	= V1CL1KF1
			Ed.	MKLEPADLO						+ V1CL1
			Appr		P6700 Underbody Floor Skin - Cell 2V03				Document type: EFS	Project nr: 22-16151
Modification	Date	Name	Original		Replacement of	Replaced by	Scale 1:1			Page 1 / 1721

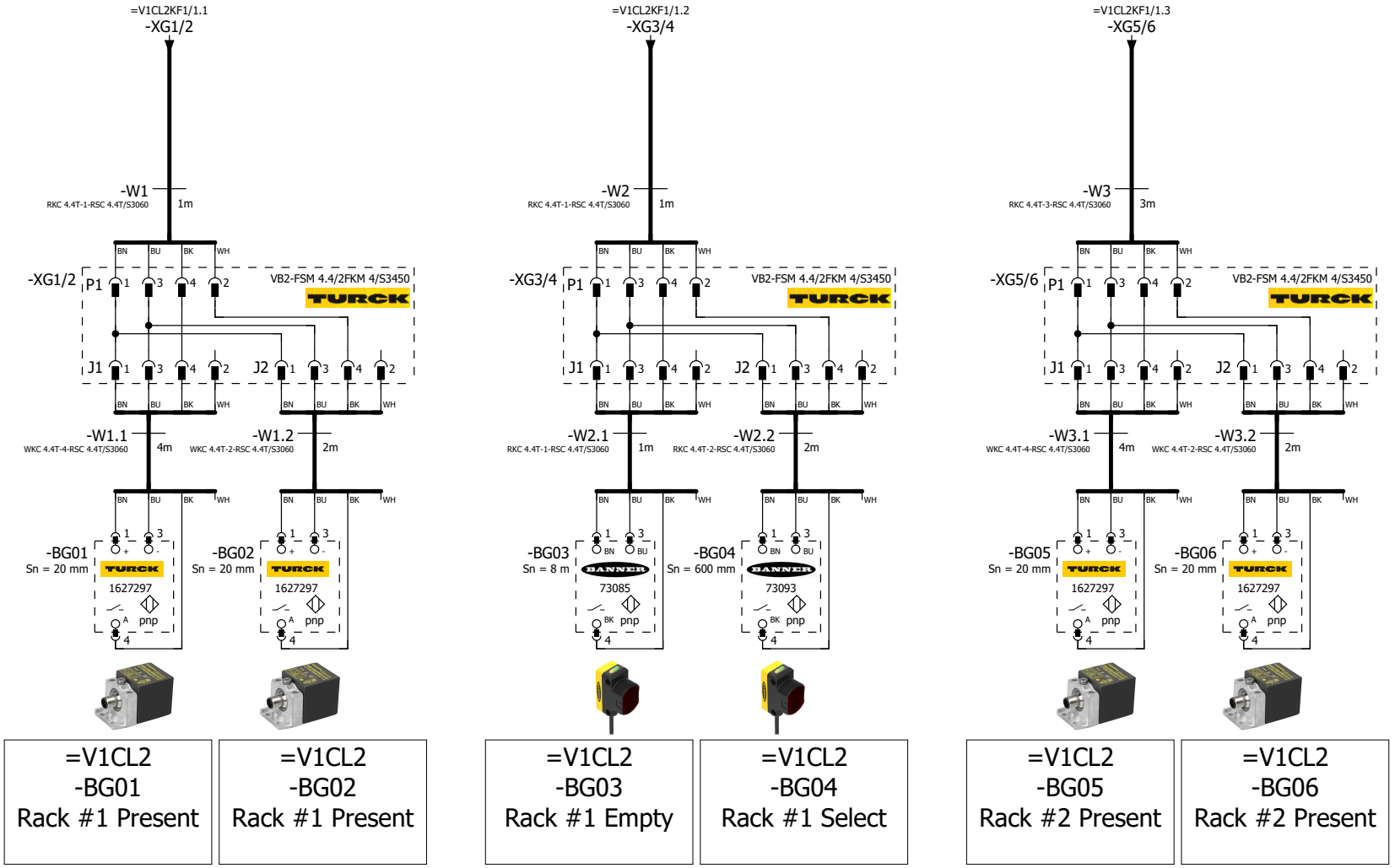

=V1CL1KF1+.CL1/1

2

			Date	9/22/2022	Volvo Trucks North America	Valiant TMS	SENSORS	Drawing name: =2V03&EFS-EL	= V1CL2BG0
			Ed.	MKLEPADLO					+ V1CL2
			Appr		P6700 Underbody Floor Skin - Cell 2V03			Document type: EFS	Project nr: 22-16151
Modification	Date	Name	Original		Replacement of	Replaced by	Scale 1:1		Page 1 / 1721

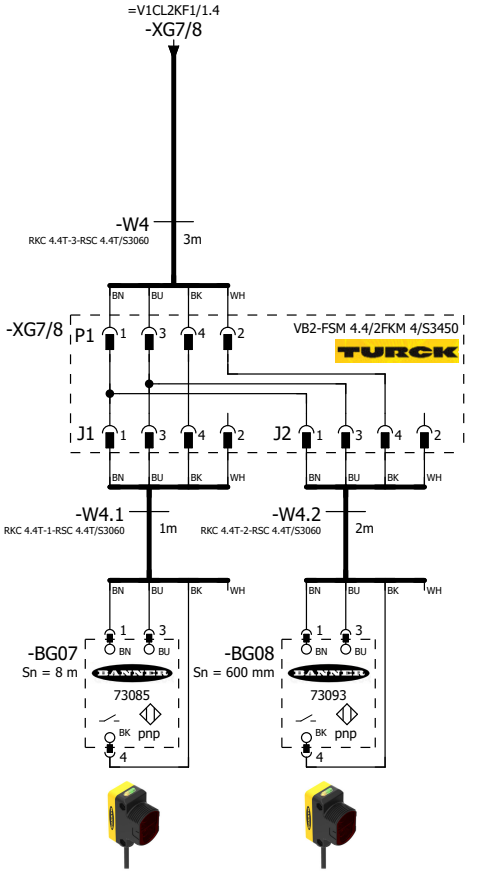

=V1CL2
-BG07
Rack #2 Empty

=V1CL2
-BG08
Rack #2 Select

1

=V1CL2KF1/1

			Date	9/22/2022	Volvo Trucks North America		Valiant TMS	SENSORS	Drawing name: =2V03&EFS-EL	= V1CL2BG0	
			Ed.	MKLEPADLO						+ V1CL2	
			Appr		P6700 Underbody Floor Skin - Cell 2V03		Scale 1:1		Document type: EFS	Project nr: 22-16151	Page 2
Modification	Date	Name	Original		Replacement of	Replaced by					1721

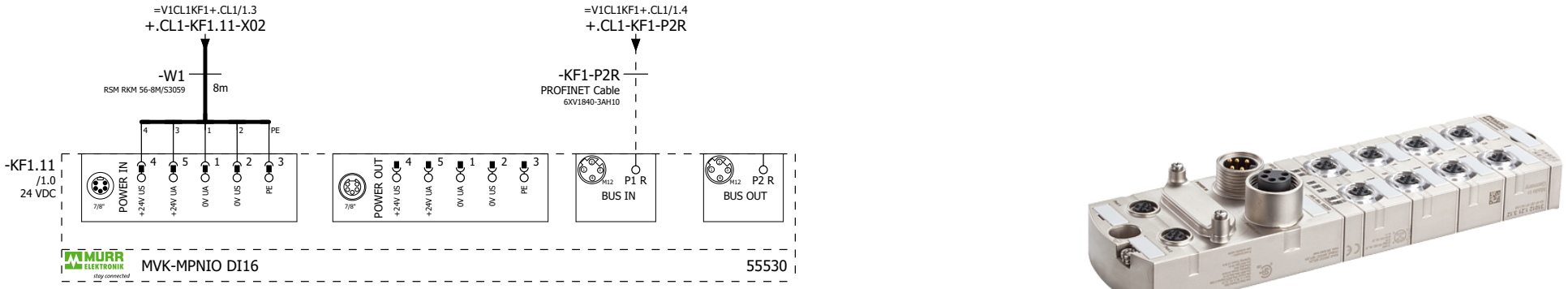

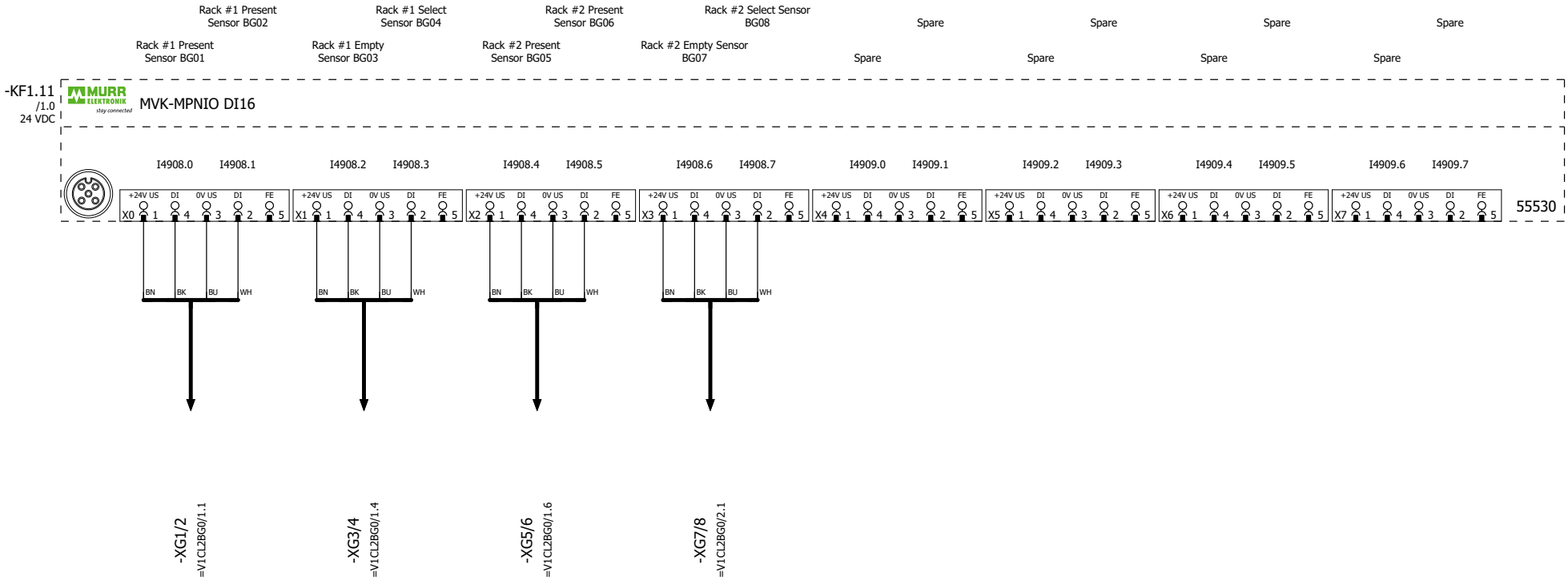

=V1CL2BG0/2

=V1CL3BG0+.CL3/1

			Date	9/26/2022	Volvo Trucks North America	Valiant TMS	MURR MODULE 16 IN	Drawing name: =2V03&EFS-EL	= V1CL2KF1	
			Ed.	MKLEPADLO					+ V1CL2	
			Appr		P6700 Underbody Floor Skin - Cell 2V03	Scale 1:1		Document type: EFS	Project nr: 22-16151	Page 1
Modification	Date	Name	Original		Replacement of / Replaced by					1721

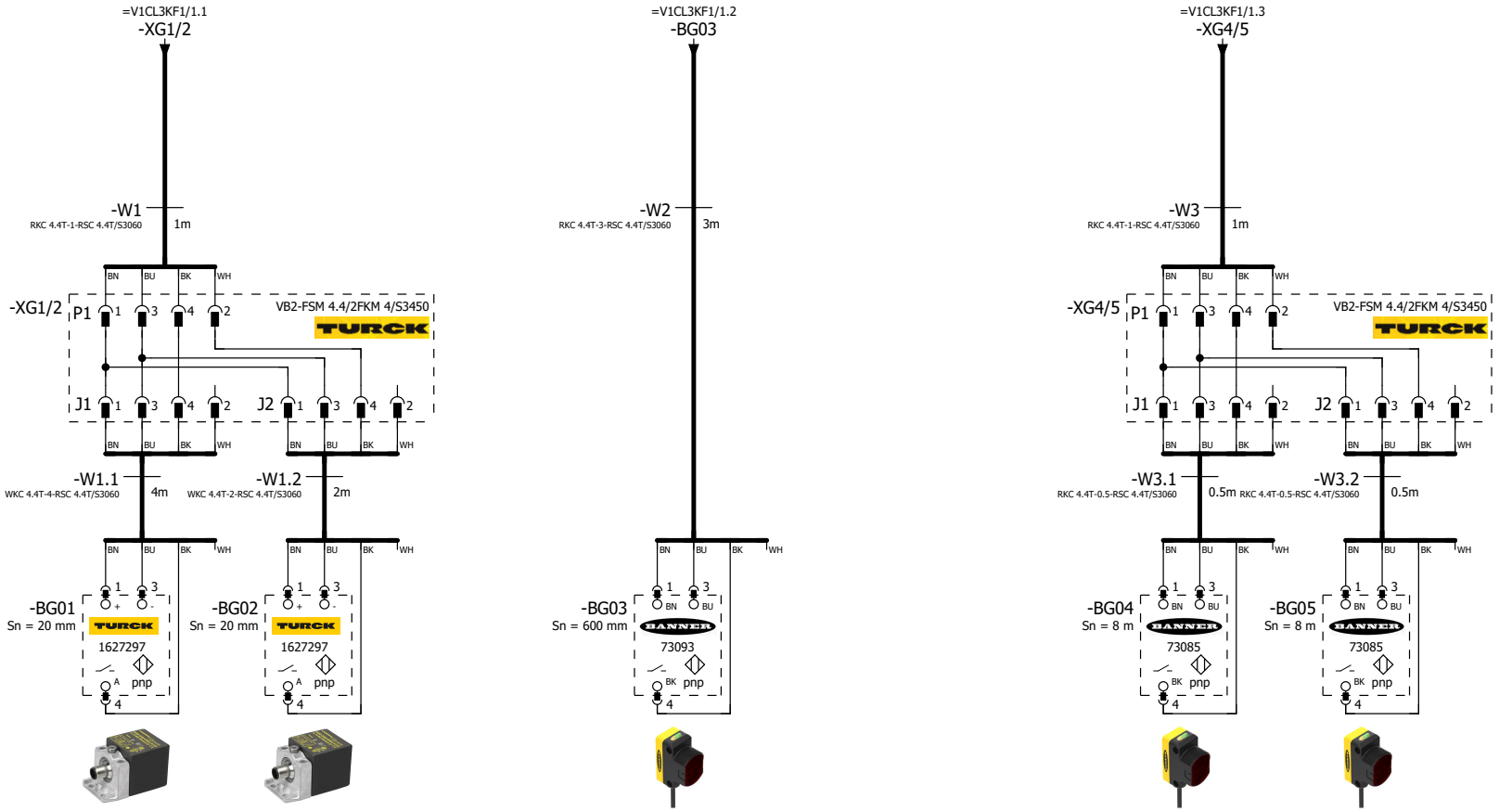

=V1CL2KF1+.CL2/1

2

			Date	9/22/2022	Volvo Trucks North America	Valiant TMS	SENSORS	Drawing name: =2V03&EFS-EL	= V1CL3BG0	
			Ed.	MKLEPADLO					+ V1CL3	
			Appr		P6700 Underbody Floor Skin - Cell 2V03			Document type: EFS	Project nr: 22-16151	Page 1
Modification	Date	Name	Original		Replacement of / Replaced by	Scale 1:1				1721

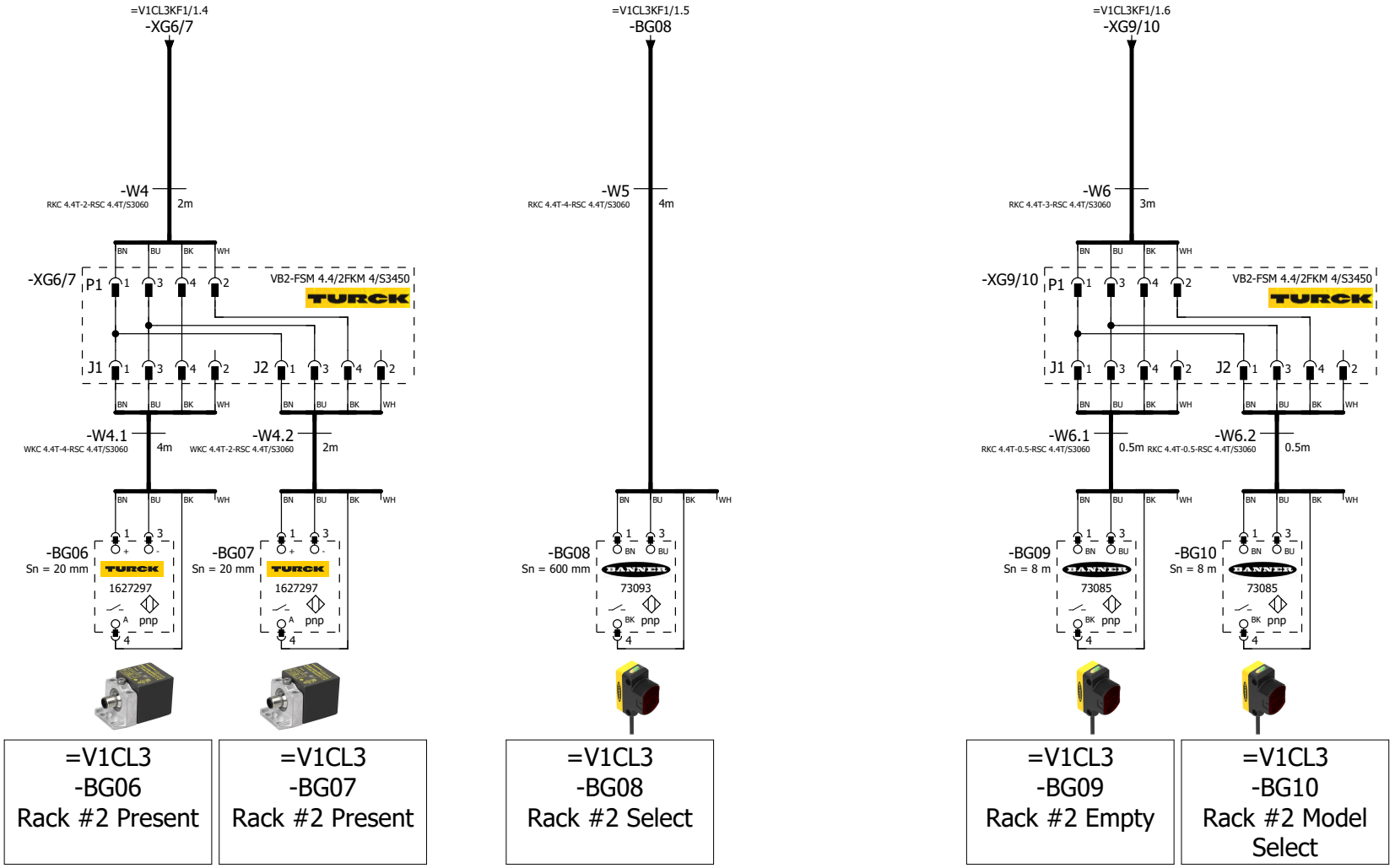

1

=V1CL3KF1/1

			Date	9/22/2022	Volvo Trucks North America	Valiant TMS	SENSORS	Drawing name: =2V03&EFS-EL	= V1CL3BG0	
			Ed.	MKLEPADLO					+ V1CL3	
			Appr		P6700 Underbody Floor Skin - Cell 2V03	Scale 1:1		Document type: EFS	Project nr: 22-16151	Page 2
Modification	Date	Name	Original		Replacement of / Replaced by					1721

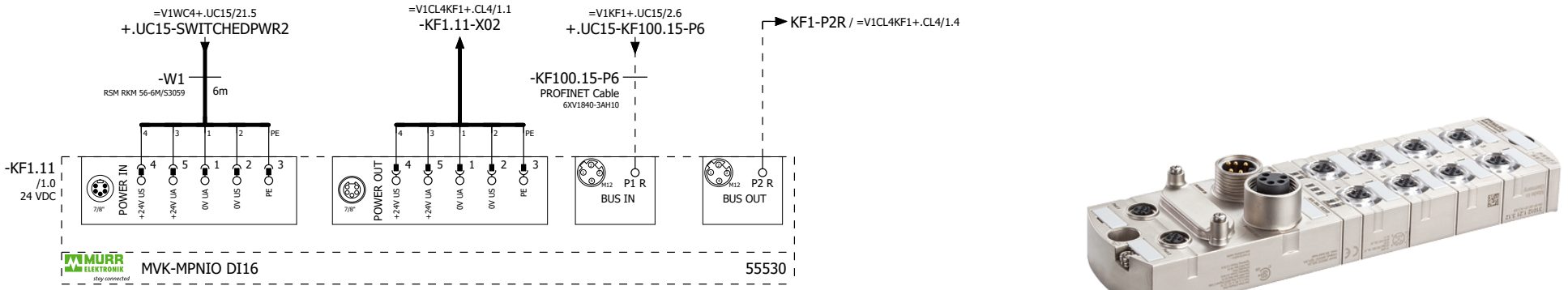

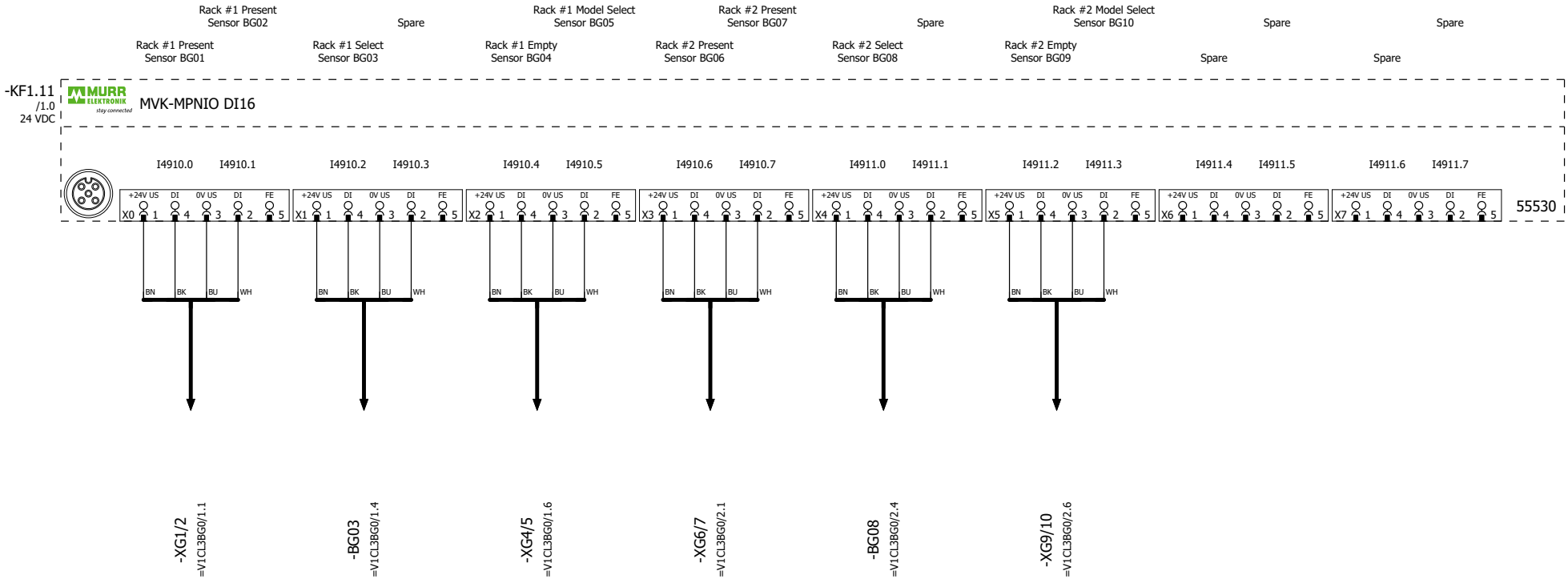

=V1CL3BG0/2

=V1CL4BG0+.CL4/1

			Date	9/26/2022	Volvo Trucks North America	Valiant TMS	MURR MODULE 16 IN	Drawing name: =2V03&EFS-EL	= V1CL3KF1
			Ed.	MKLEPADLO					+ V1CL3
			Appr		P6700 Underbody Floor Skin - Cell 2V03			Document type: EFS	Project nr: 22-16151
Modification	Date	Name	Original		Replacement of / Replaced by	Scale 1:1			Page 1 / 1721

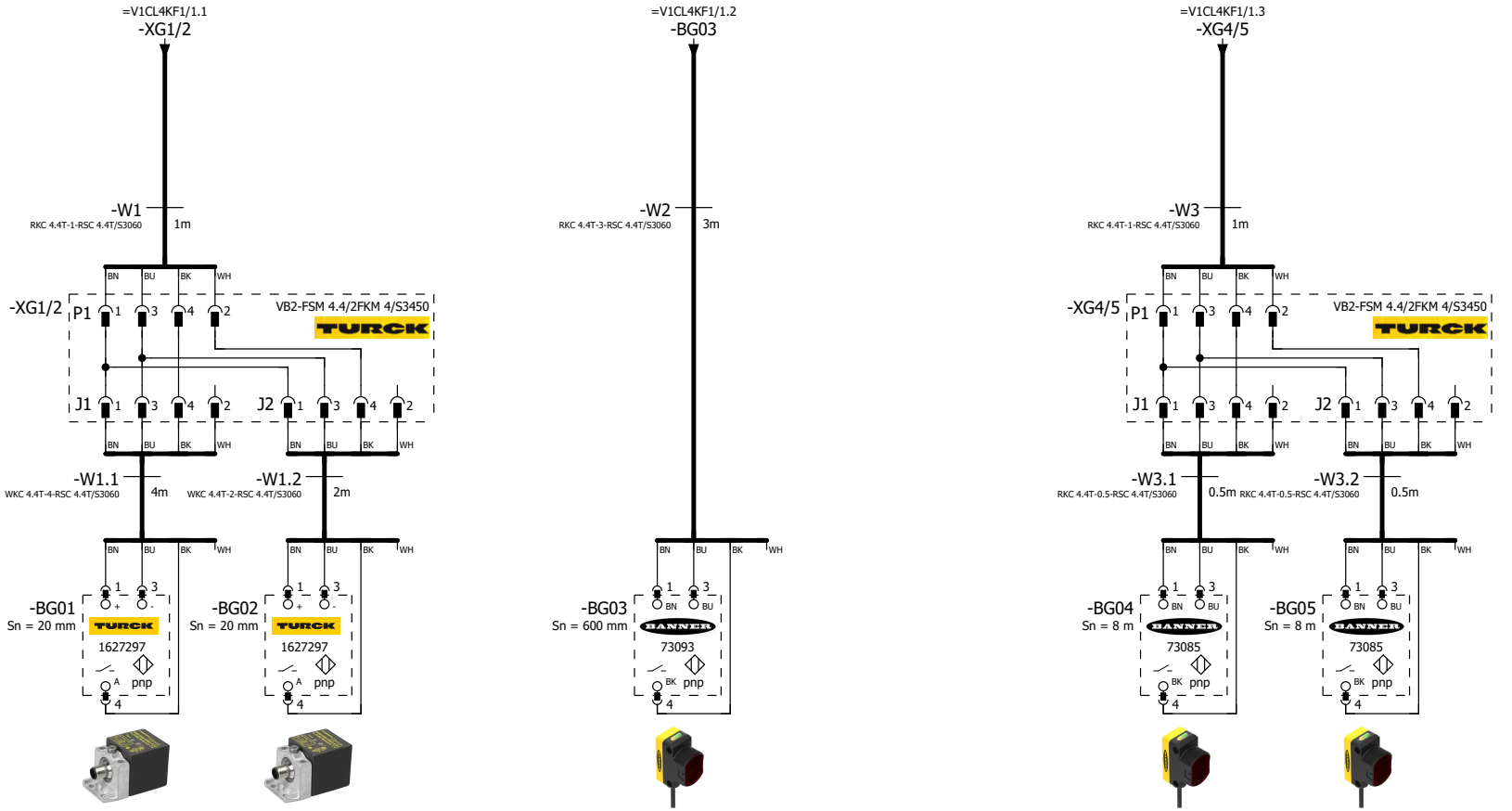

=V1CL4 -BG01 Rack #1 Present

=V1CL4 -BG02 Rack #1 Present

=V1CL4 -BG03 Rack #1 Select

=V1CL4 -BG04 Rack #1 Empty

=V1CL4 -BG05 Rack #1 Model Select

=V1CL3KF1+.CL3/1

2

			Date	9/22/2022	Volvo Trucks North America	Valiant TMS	SENSORS	Drawing name: =2V03&EFS-EL	= V1CL4BG0		
			Ed.	MKLEPADLO					+ V1CL4		
			Appr		P6700 Underbody Floor Skin - Cell 2V03			Document type: EFS	Project nr: 22-16151	Page	1
Modification	Date	Name	Original		Replacement of	Replaced by	Scale 1:1				1721

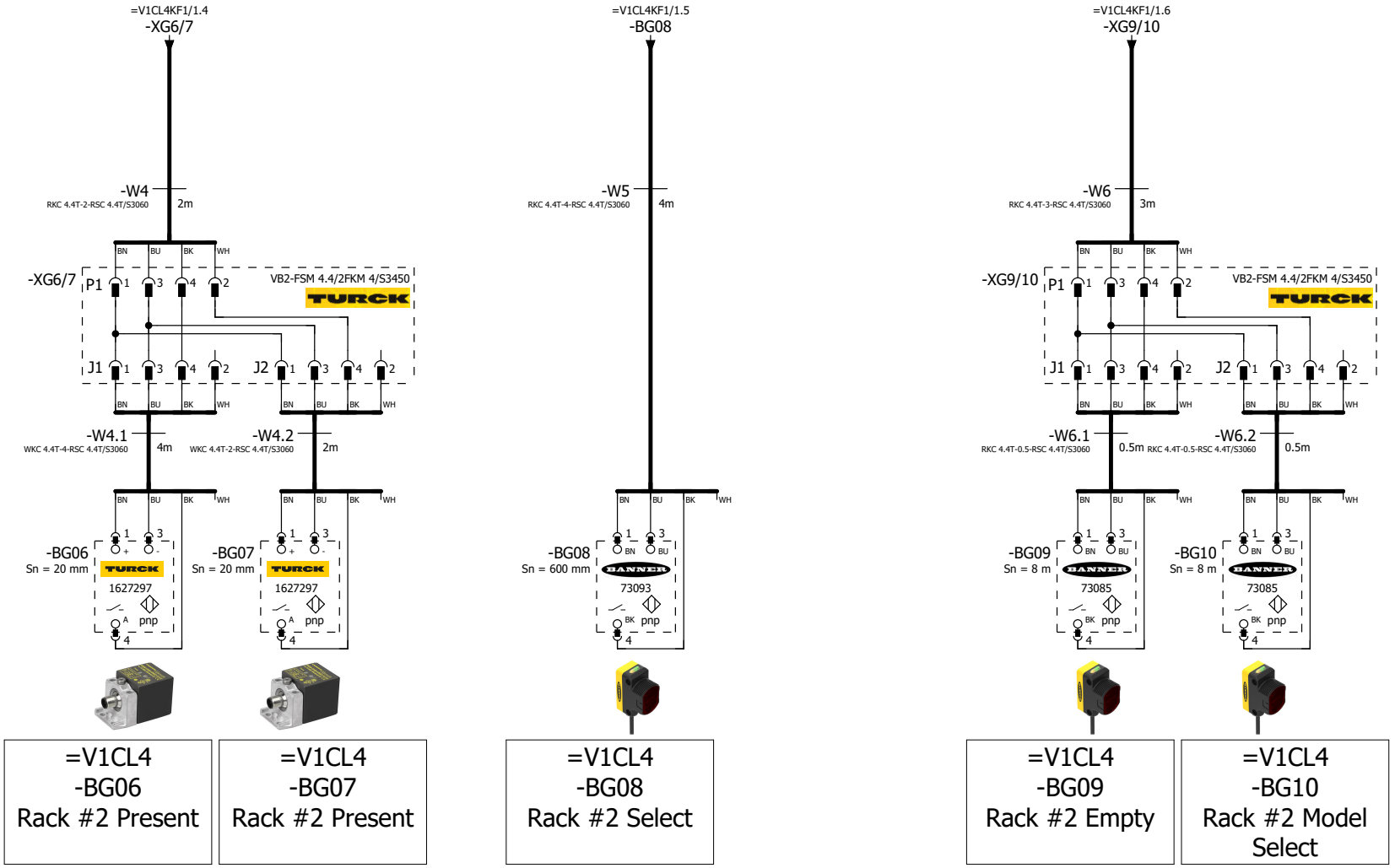

1

=V1CL4KF1/1

			Date	9/22/2022	Volvo Trucks North America	Valiant TMS	SENSORS	Drawing name: =2V03&EFS-EL	= V1CL4BG0
			Ed.	MKLEPADLO					+ V1CL4
			Appr		P6700 Underbody Floor Skin - Cell 2V03			Document type: EFS	Project nr: 22-16151
Modification	Date	Name	Original		Replacement of / Replaced by	Scale 1:1			Page 2 / 1721

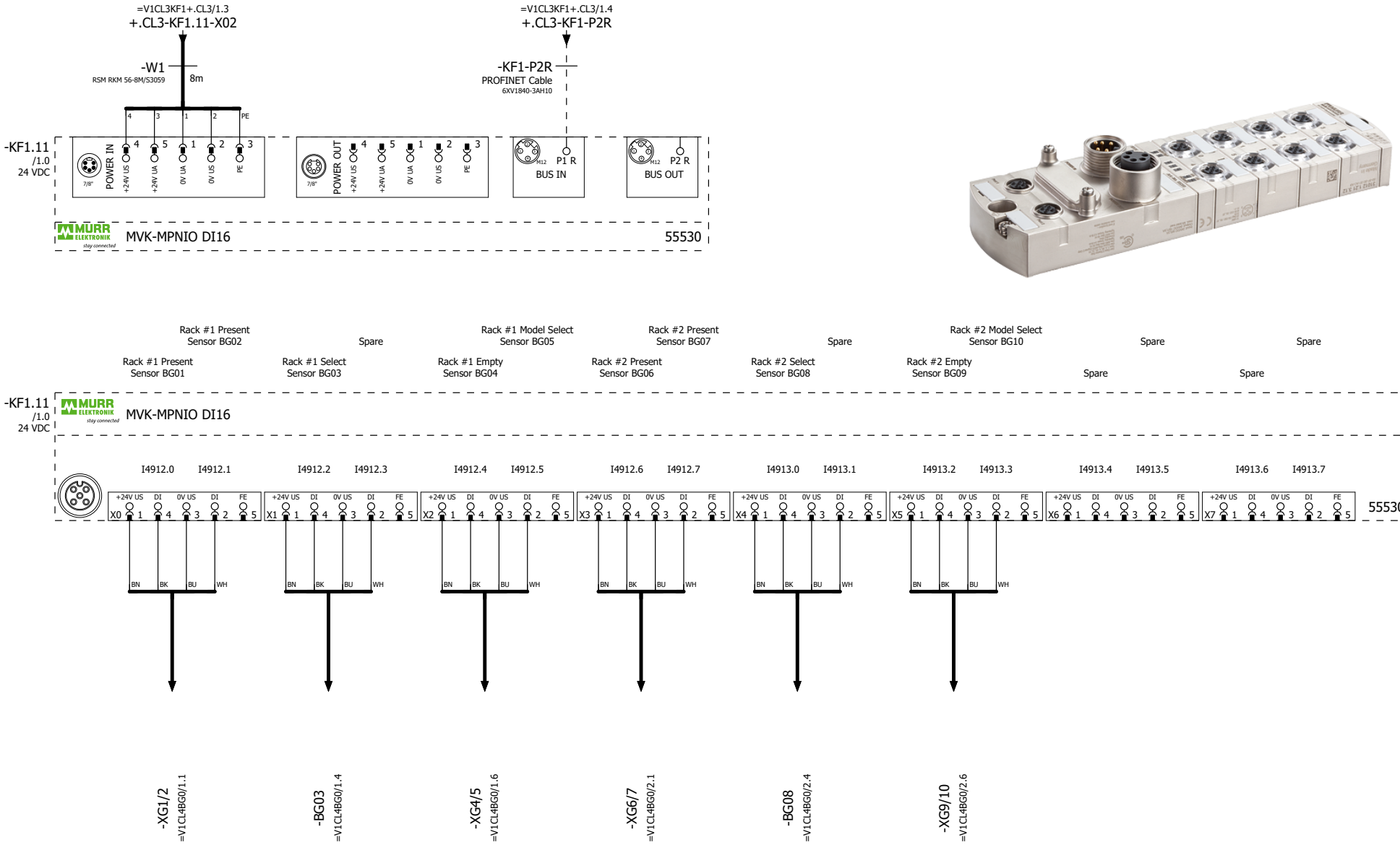

=V1CL4BG0/2

=V1FQ1+.FQ1/1

			Date	9/26/2022	Volvo Trucks North America		Valiant TMS	MURR MODULE 16 IN	Drawing name: =2V03&EFS-EL	= V1CL4KF1	
			Ed.	MKLEPADLO						+ V1CL4	
			Appr		P6700 Underbody Floor Skin - Cell 2V03				Document type: EFS	Project nr: 22-16151	Page 1
Modification	Date	Name	Original		Replacement of	Replaced by	Scale 1:1				1721

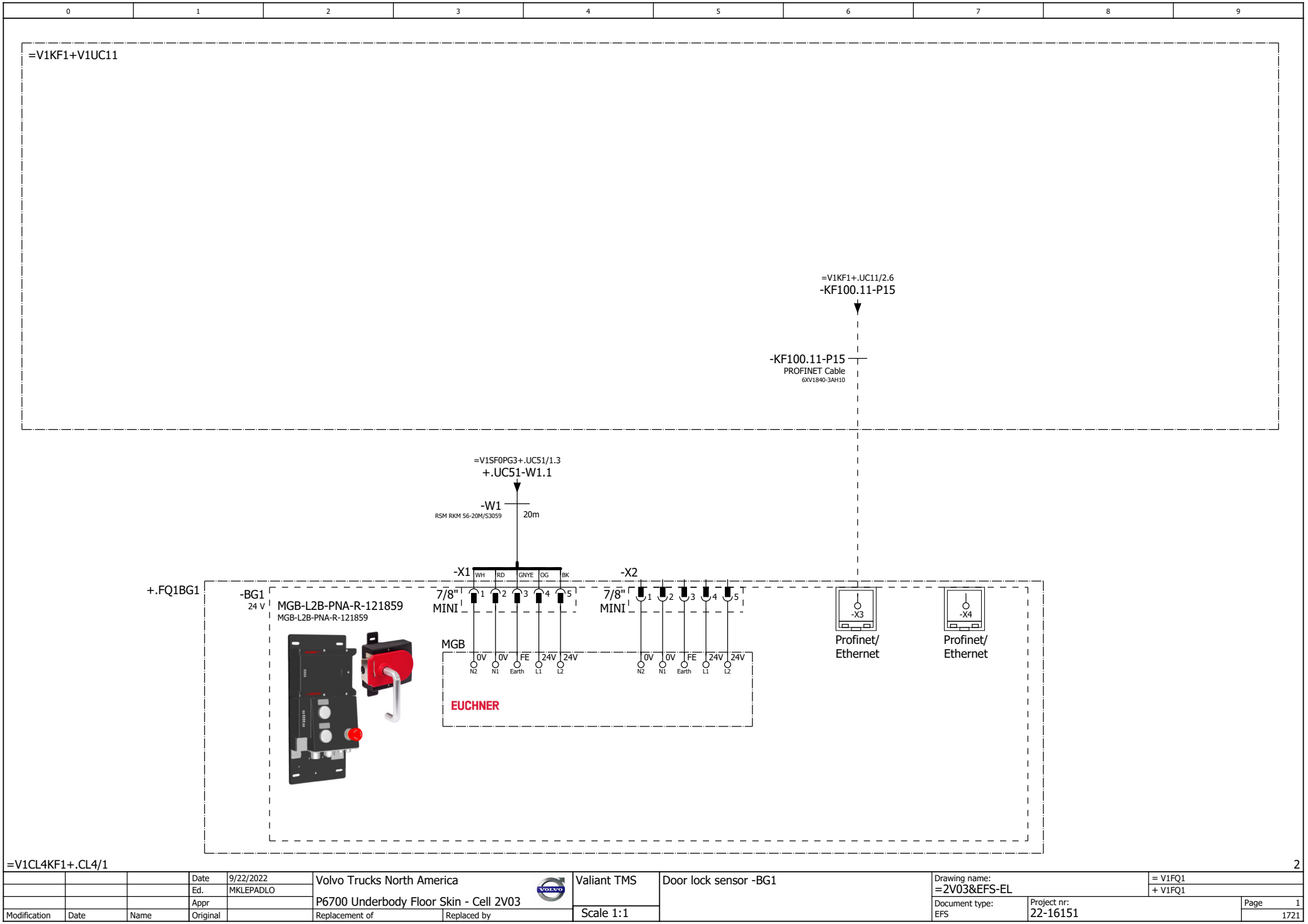

=V1CL4KF1+.CL4/1

2

			Date	9/22/2022	Volvo Trucks North America	Valiant TMS	Door lock sensor -BG1	Drawing name: =2V03&EFS-EL	= V1FQ1 + V1FQ1
			Ed.	MKLEPADLO	P6700 Underbody Floor Skin - Cell 2V03				
			Appr					Document type: EFS	Project nr: 22-16151
Modification	Date	Name	Original		Replacement of / Replaced by	Scale 1:1			Page 1 / 1721

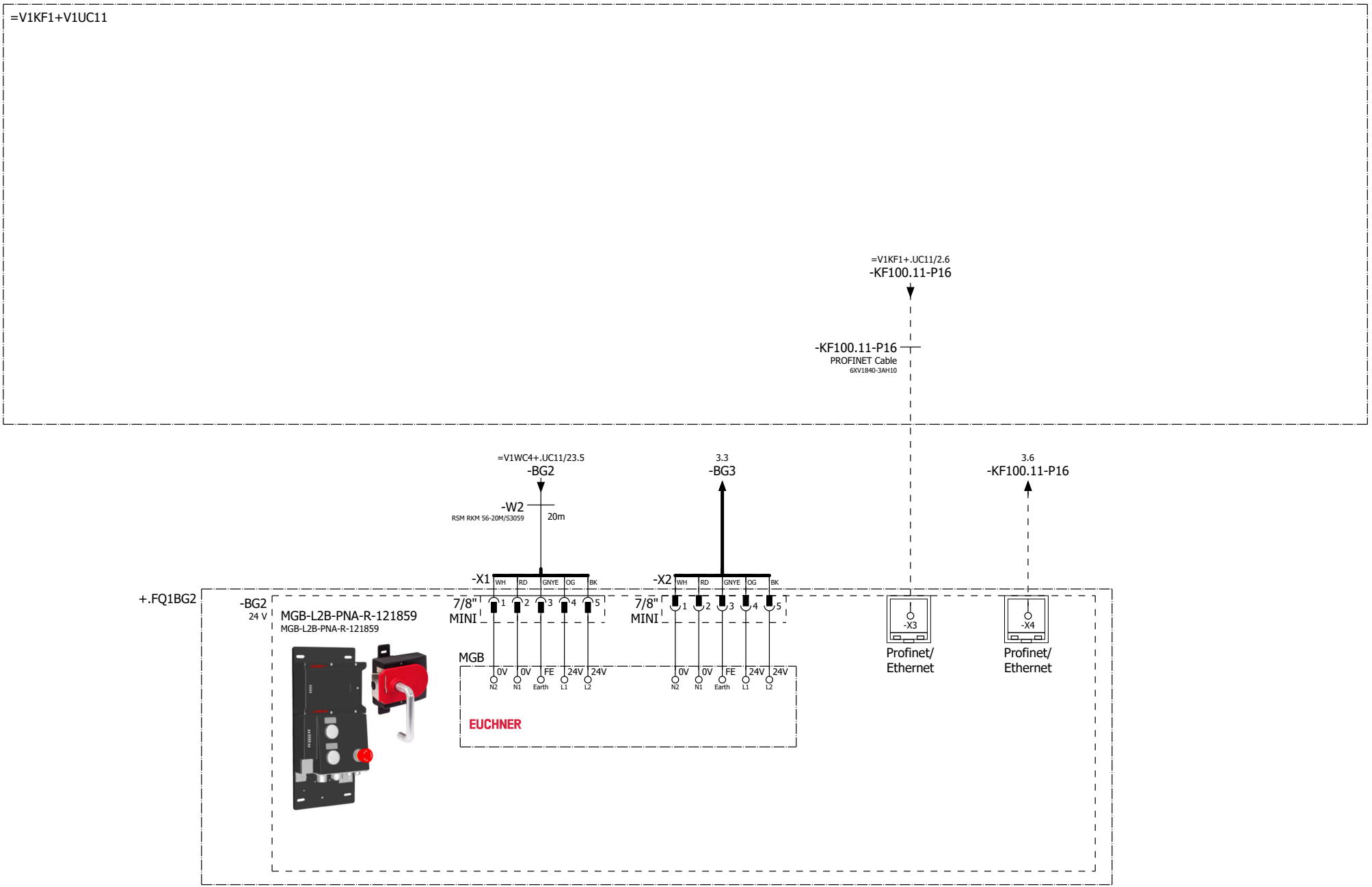

1 3

			Date	9/22/2022	Volvo Trucks North America	Valiant TMS	Door lock sensor -BG2	Drawing name: =2V03&EFS-EL	= V1FQ1 + V1FQ1
			Ed.	MKLEPADLO	P6700 Underbody Floor Skin - Cell 2V03				
			Appr					Document type: EFS	Project nr: 22-16151
Modification	Date	Name	Original		Replacement of / Replaced by	Scale 1:1			Page 2 / 1721

=V1KF1+V1UC11

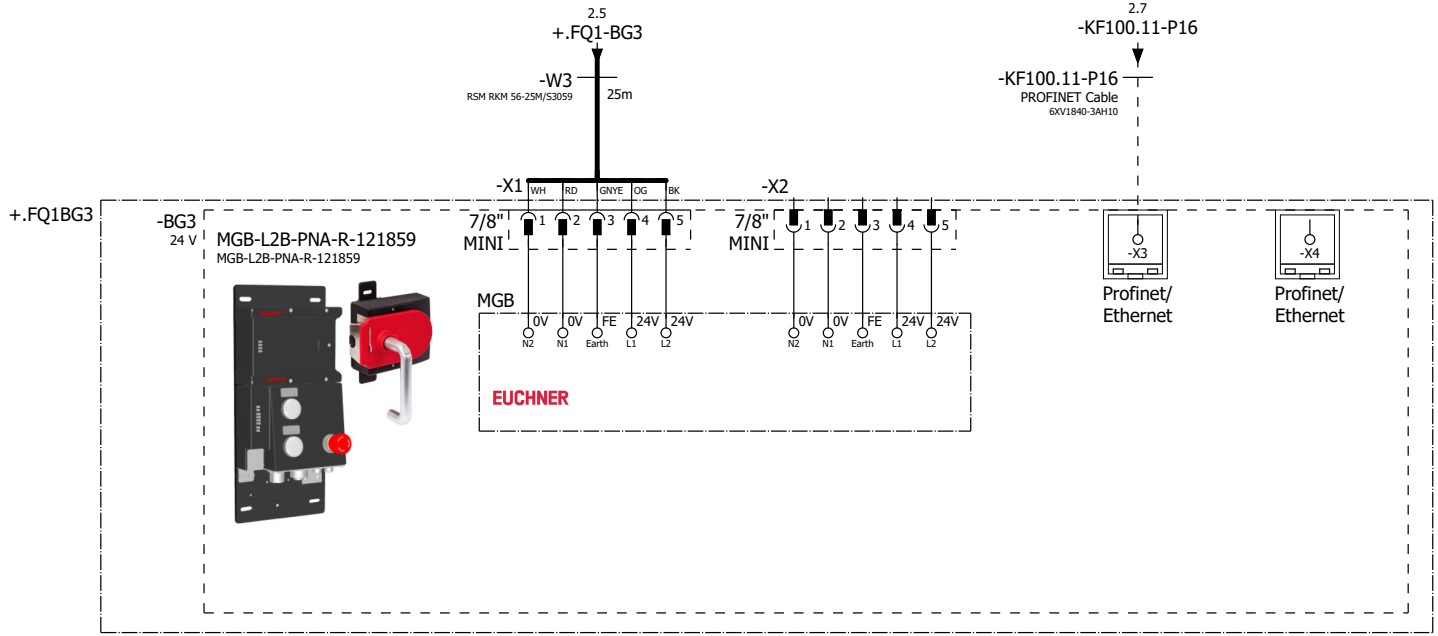

2 6

			Date	9/22/2022	Volvo Trucks North America	Valiant TMS	Door lock sensor -BG3	Drawing name: =2V03&EFS-EL	= V1FQ1	
			Ed.	MKLEPADLO					+ V1FQ1	
			Appr		P6700 Underbody Floor Skin - Cell 2V03	Scale 1:1		Document type: EFS	Project nr: 22-16151	Page 3
Modification	Date	Name	Original		Replacement of / Replaced by					1721

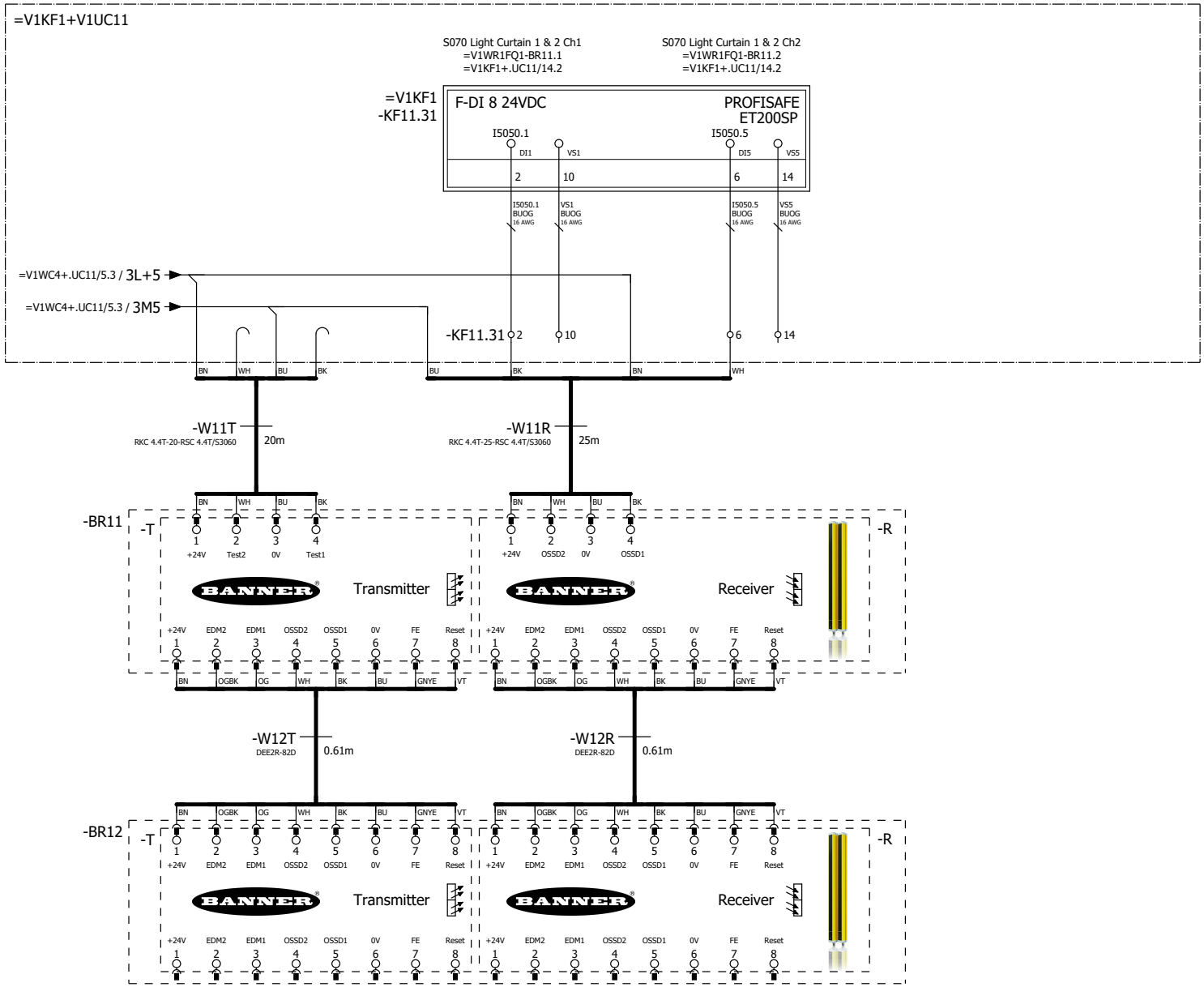

			Date	9/22/2022	Volvo Trucks North America	Valiant TMS	S070 Light Curtain 1 & 2	Drawing name: =2V03&EFS-EL	= V1FQ1	
			Ed.	MKLEPADLO					+ V1FQ1	
			Appr		P6700 Underbody Floor Skin - Cell 2V03	Scale 1:1		Document type: EFS	Project nr: 22-16151	Page 6
Modification	Date	Name	Original		Replacement of / Replaced by					1721

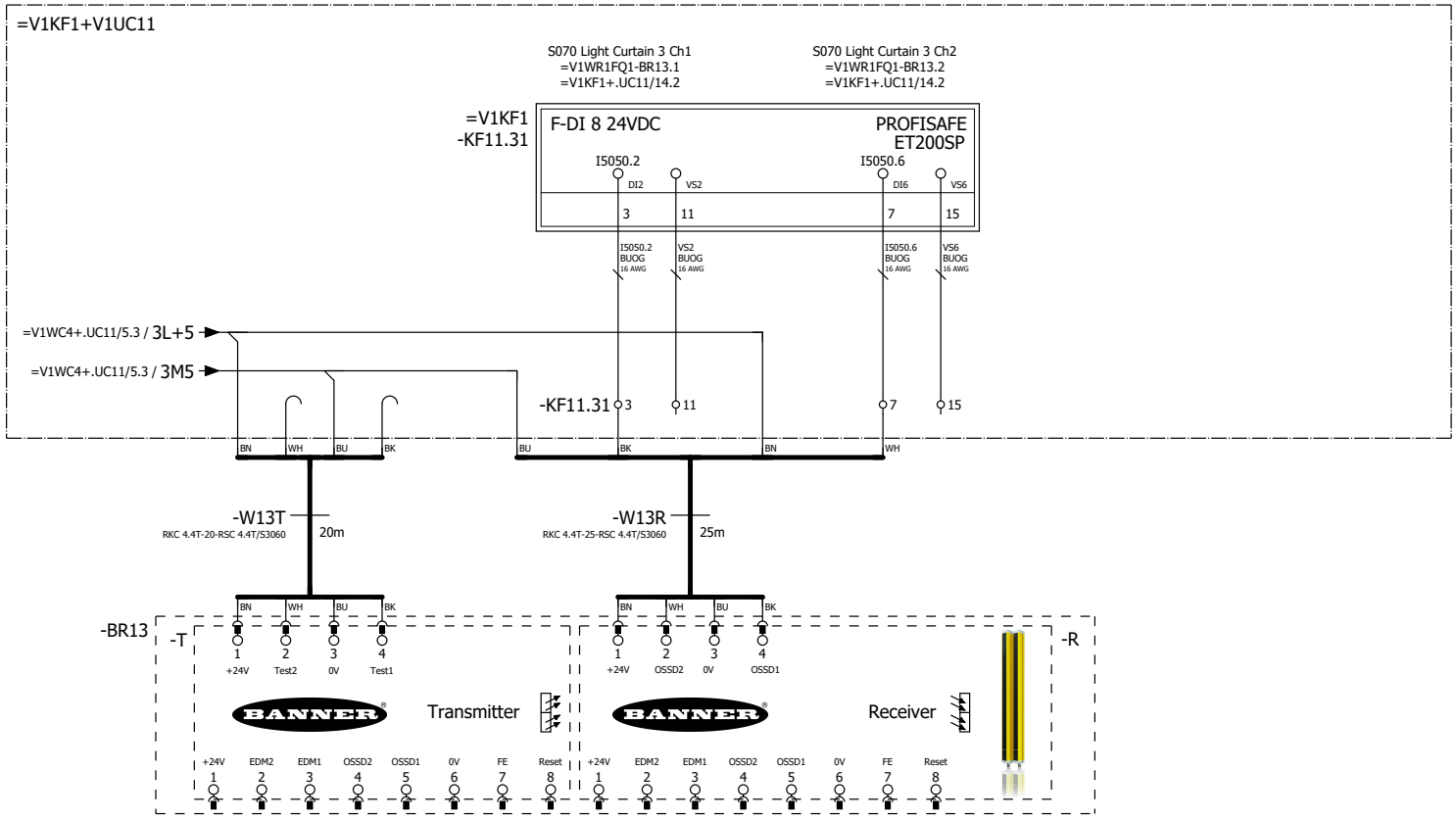

			Date	9/22/2022	Volvo Trucks North America		Valiant TMS	S070 Light Curtain 3	Drawing name: =2V03&EFS-EL	= V1FQ1	
			Ed.	MKLEPADLO						+ V1FQ1	
			Appr		P6700 Underbody Floor Skin - Cell 2V03		Scale 1:1		Document type: EFS	Project nr: 22-16151	Page 7
Modification	Date	Name	Original		Replacement of	Replaced by					1721

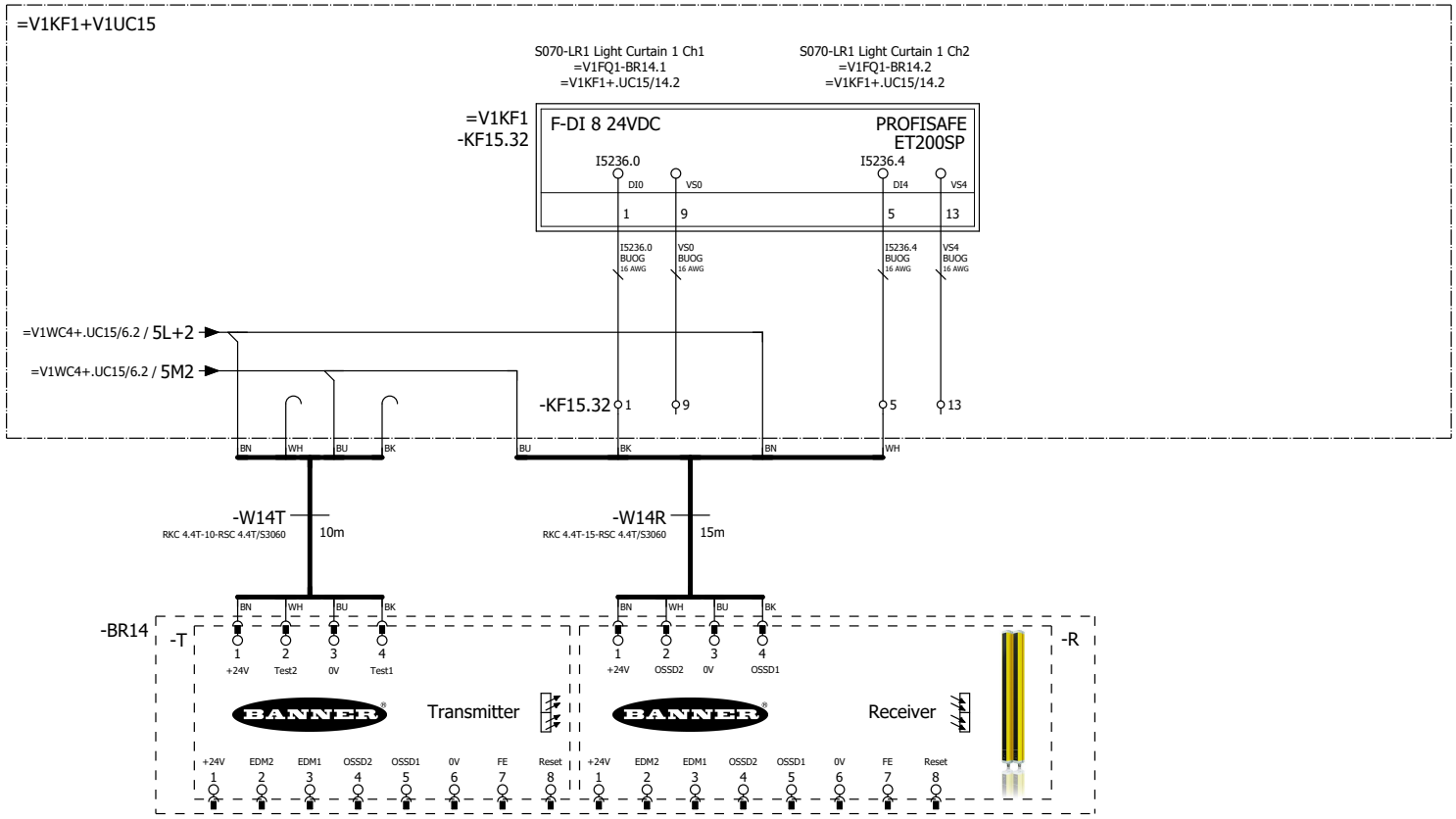

			Date	9/22/2022	Volvo Trucks North America	Valiant TMS	S070-LR1 Light Curtain 1	Drawing name: =2V03&EFS-EL	= V1FQ1	
			Ed.	MKLEPADLO					+ V1FQ1	
			Appr		P6700 Underbody Floor Skin - Cell 2V03	Scale 1:1		Document type: EFS	Project nr: 22-16151	Page 8
Modification	Date	Name	Original		Replacement of / Replaced by					1721

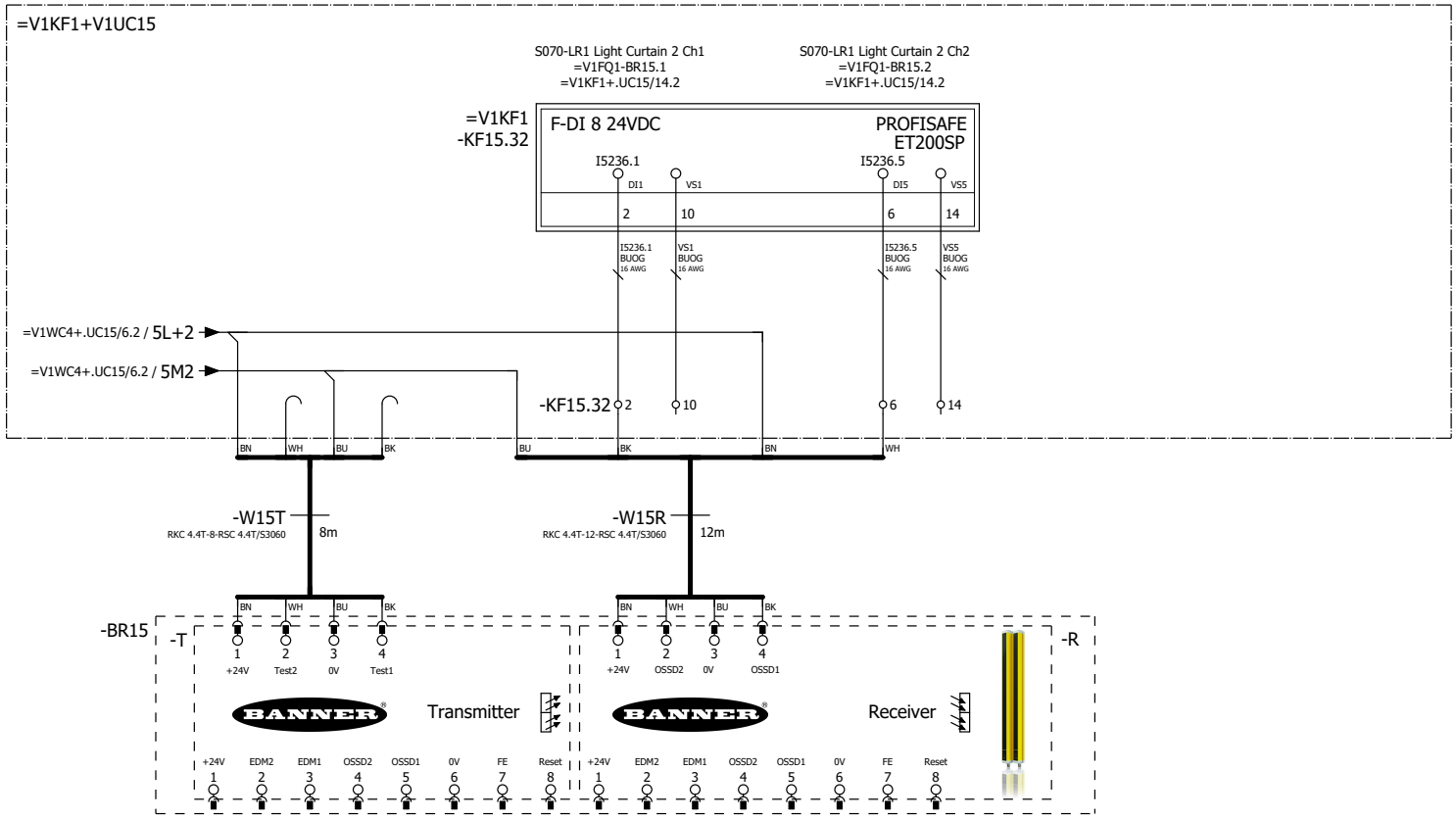

			Date	9/22/2022	Volvo Trucks North America	Valiant TMS	S070-LR1 Light Curtain 2	Drawing name: =2V03&EFS-EL	= V1FQ1	
			Ed.	MKLEPADLO					+ V1FQ1	
			Appr		P6700 Underbody Floor Skin - Cell 2V03	Scale 1:1		Document type: EFS	Project nr: 22-16151	Page 9
Modification	Date	Name	Original		Replacement of / Replaced by					1721

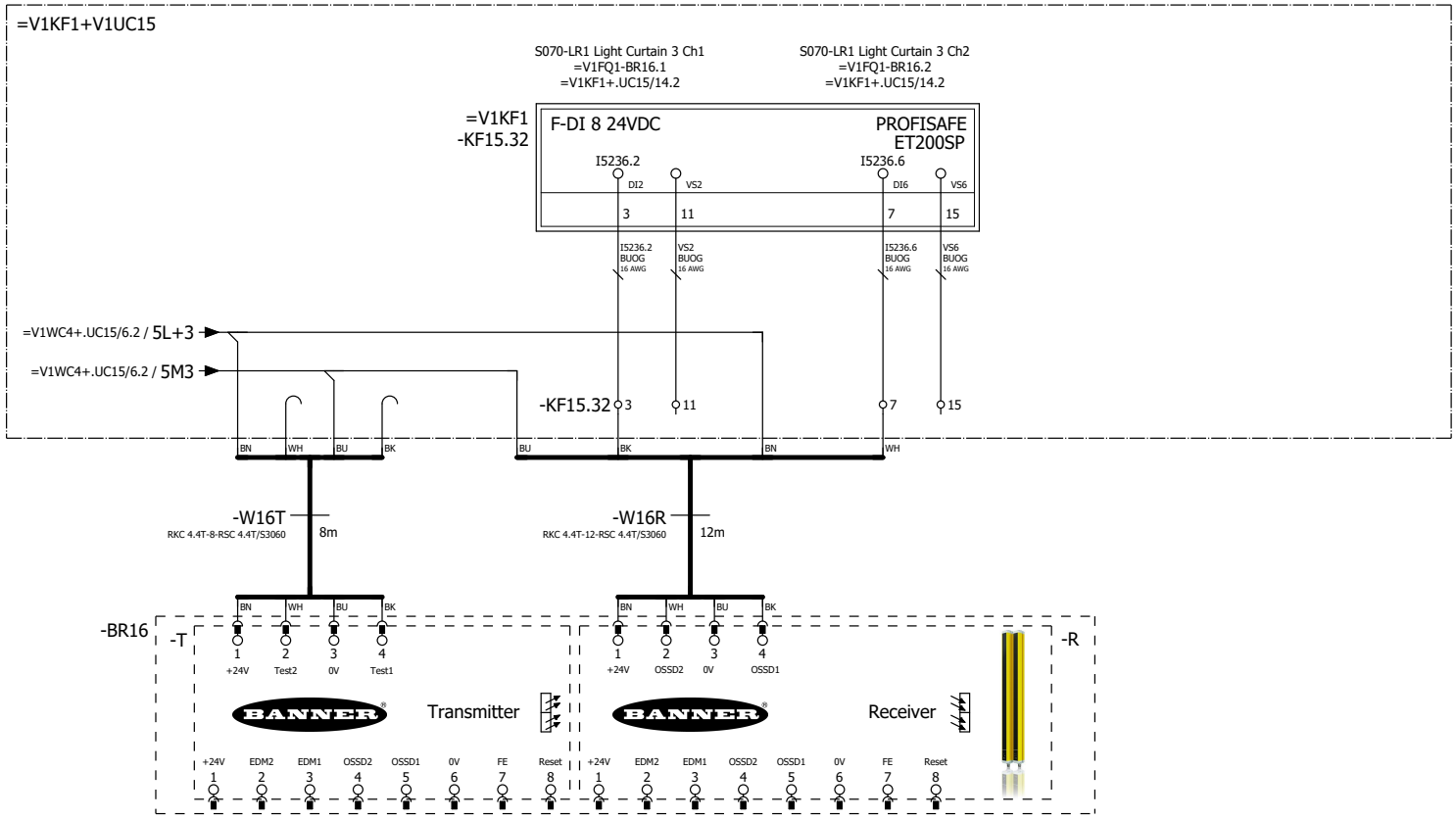

			Date	9/22/2022	Volvo Trucks North America		Valiant TMS	S070-LR1 Light Curtain 3	Drawing name: =2V03&EFS-EL	= V1FQ1	
			Ed.	MKLEPADLO						+ V1FQ1	
			Appr		P6700 Underbody Floor Skin - Cell 2V03		Scale 1:1		Document type: EFS	Project nr: 22-16151	Page 10
Modification	Date	Name	Original		Replacement of	Replaced by					1721

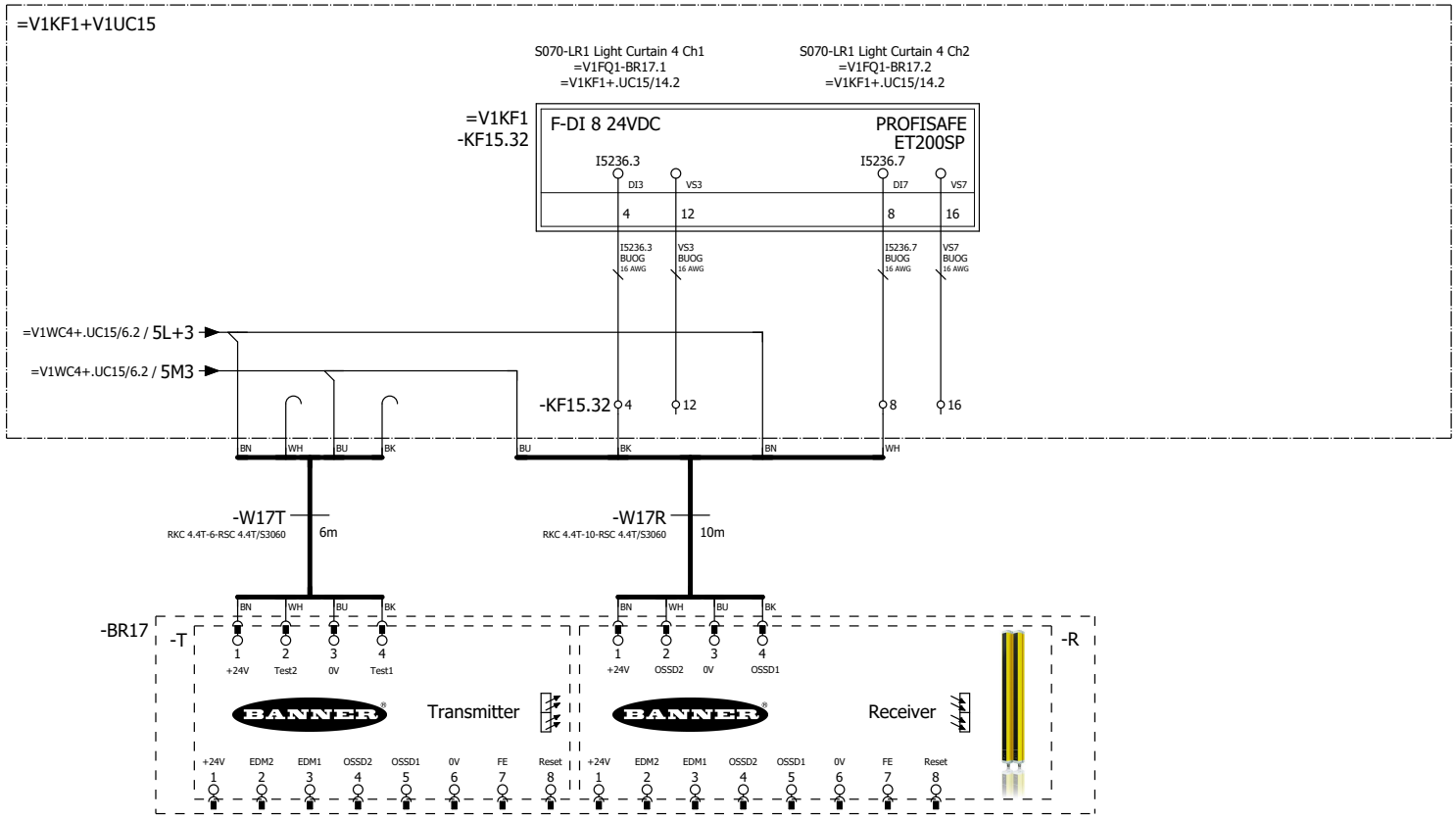

			Date	9/22/2022	Volvo Trucks North America		Valiant TMS	S070-LR1 Light Curtain 4	Drawing name: =2V03&EFS-EL	= V1FQ1	
			Ed.	MKLEPADLO						+ V1FQ1	
			Appr		P6700 Underbody Floor Skin - Cell 2V03		Scale 1:1		Document type: EFS	Project nr: 22-16151	Page 11
Modification	Date	Name	Original		Replacement of	Replaced by					1721

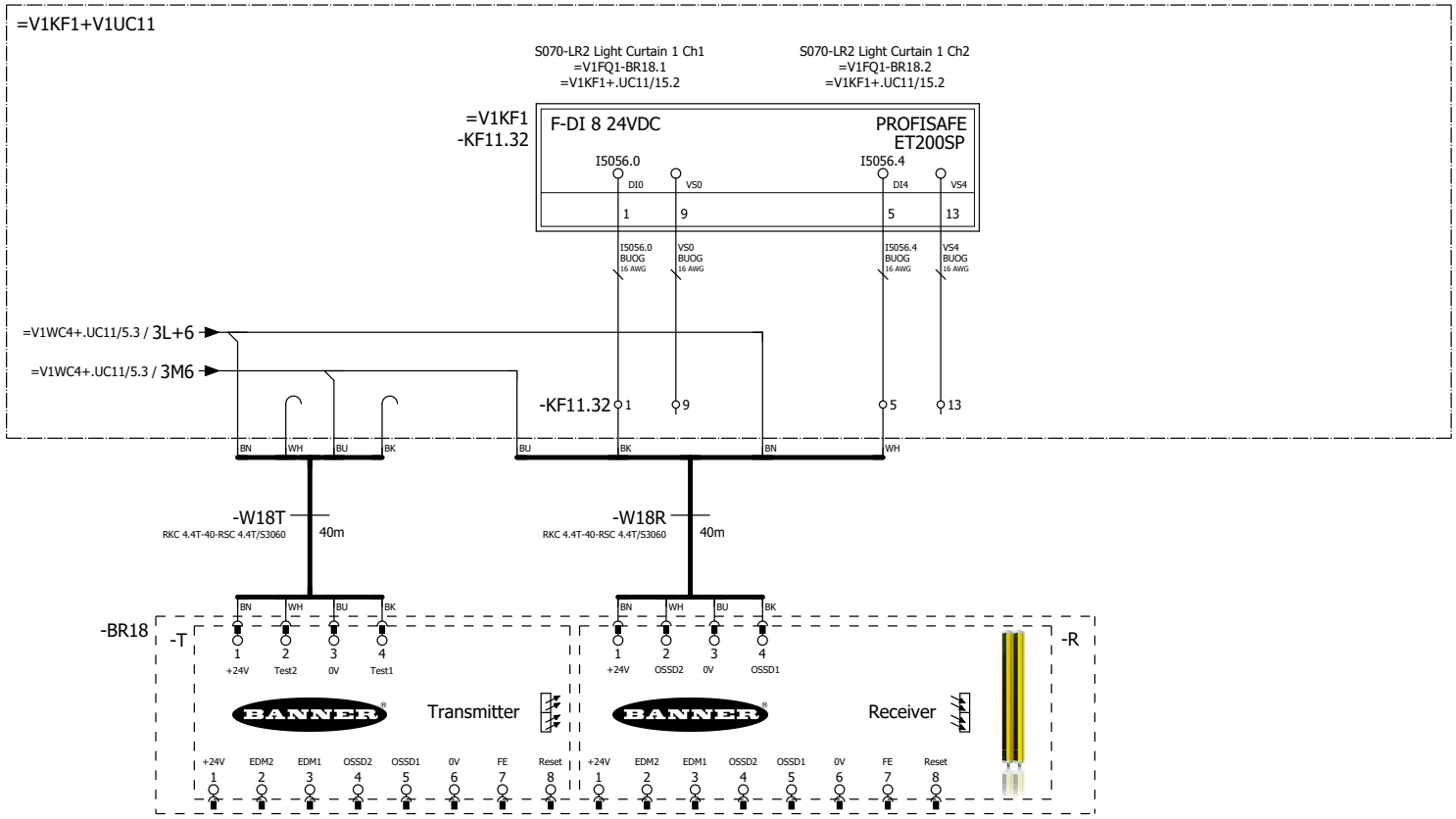

			Date	9/22/2022	Volvo Trucks North America		Valiant TMS	S070-LR2 Light Curtain 1	Drawing name: =2V03&EFS-EL	= V1FQ1	
			Ed.	MKLEPADLO						+ V1FQ1	
			Appr		P6700 Underbody Floor Skin - Cell 2V03		Scale 1:1		Document type: EFS	Project nr: 22-16151	Page 12
Modification	Date	Name	Original		Replacement of	Replaced by					1721

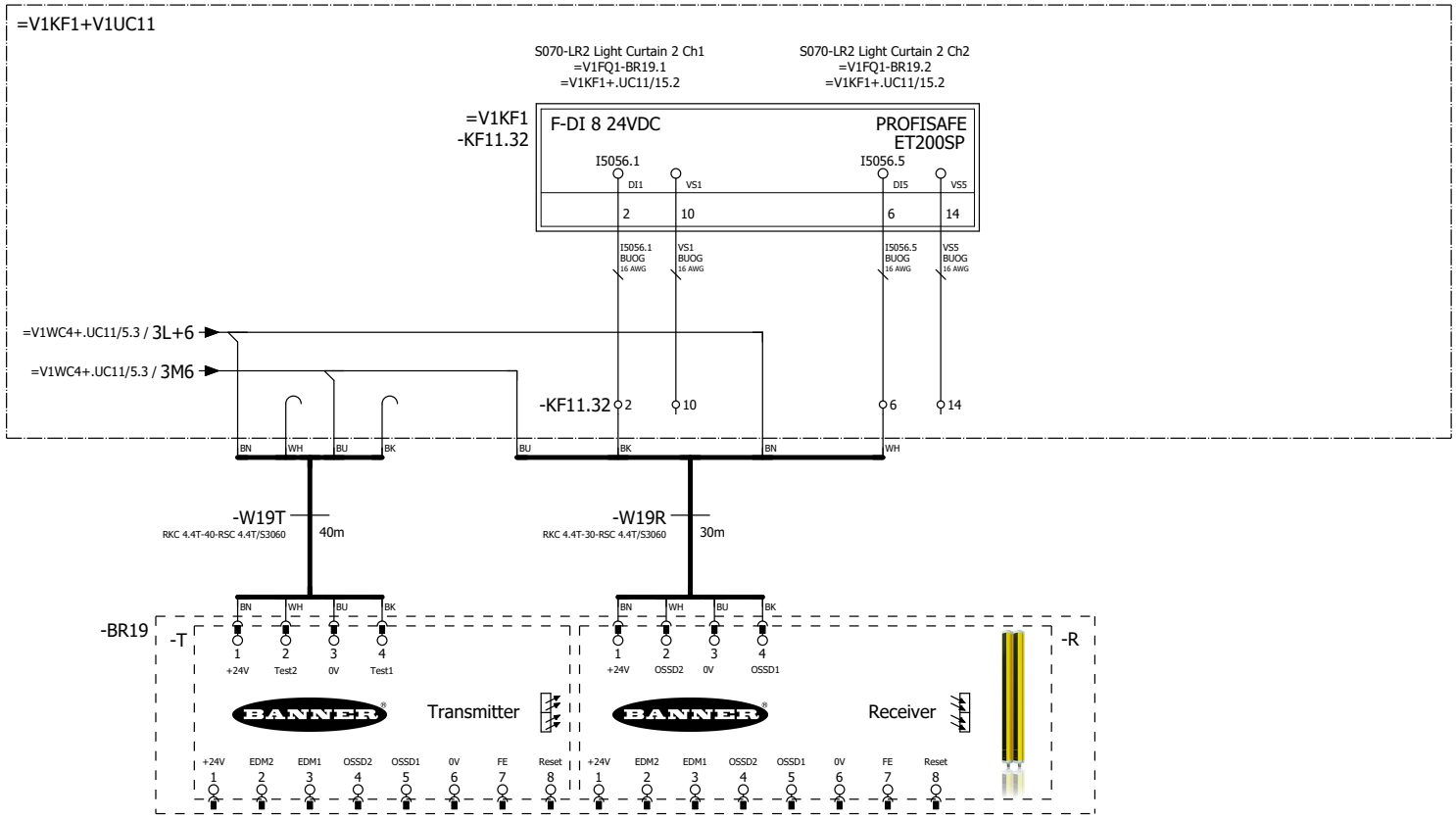

			Date	9/22/2022	Volvo Trucks North America		Valiant TMS	S070-LR2 Light Curtain 2	Drawing name: =2V03&EFS-EL	= V1FQ1	
			Ed.	MKLEPADLO						+ V1FQ1	
			Appr		P6700 Underbody Floor Skin - Cell 2V03		Scale 1:1		Document type: EFS	Project nr: 22-16151	Page 13
Modification	Date	Name	Original		Replacement of	Replaced by					1721

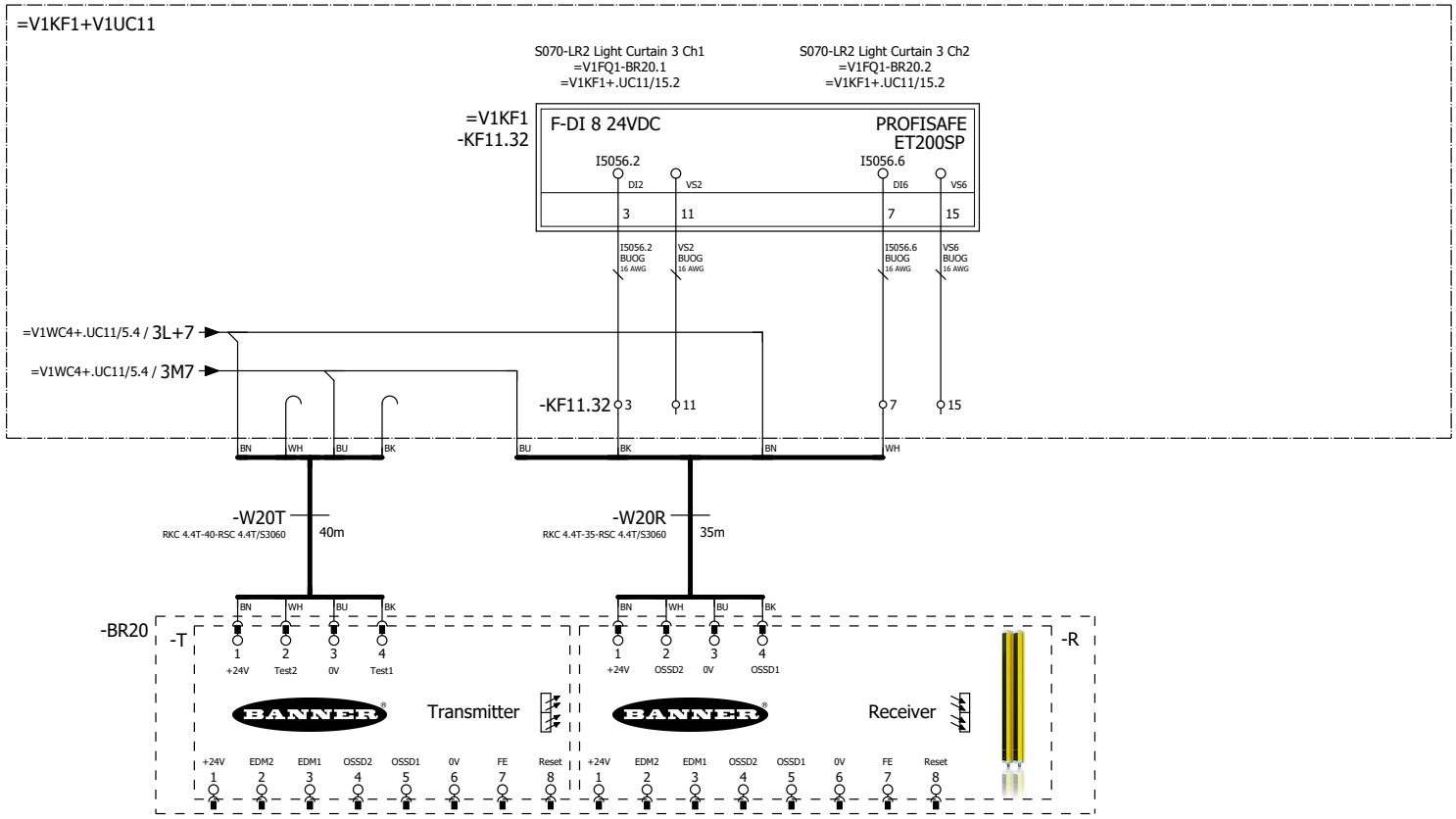

			Date	9/22/2022	Volvo Trucks North America	Valiant TMS	S070-LR2 Light Curtain 3	Drawing name: =2V03&EFS-EL	= V1FQ1		
			Ed.	MKLEPADLO					+ V1FQ1		
			Appr		P6700 Underbody Floor Skin - Cell 2V03	Scale 1:1		Document type: EFS	Project nr: 22-16151	Page	14
Modification	Date	Name	Original		Replacement of	Replaced by					1721

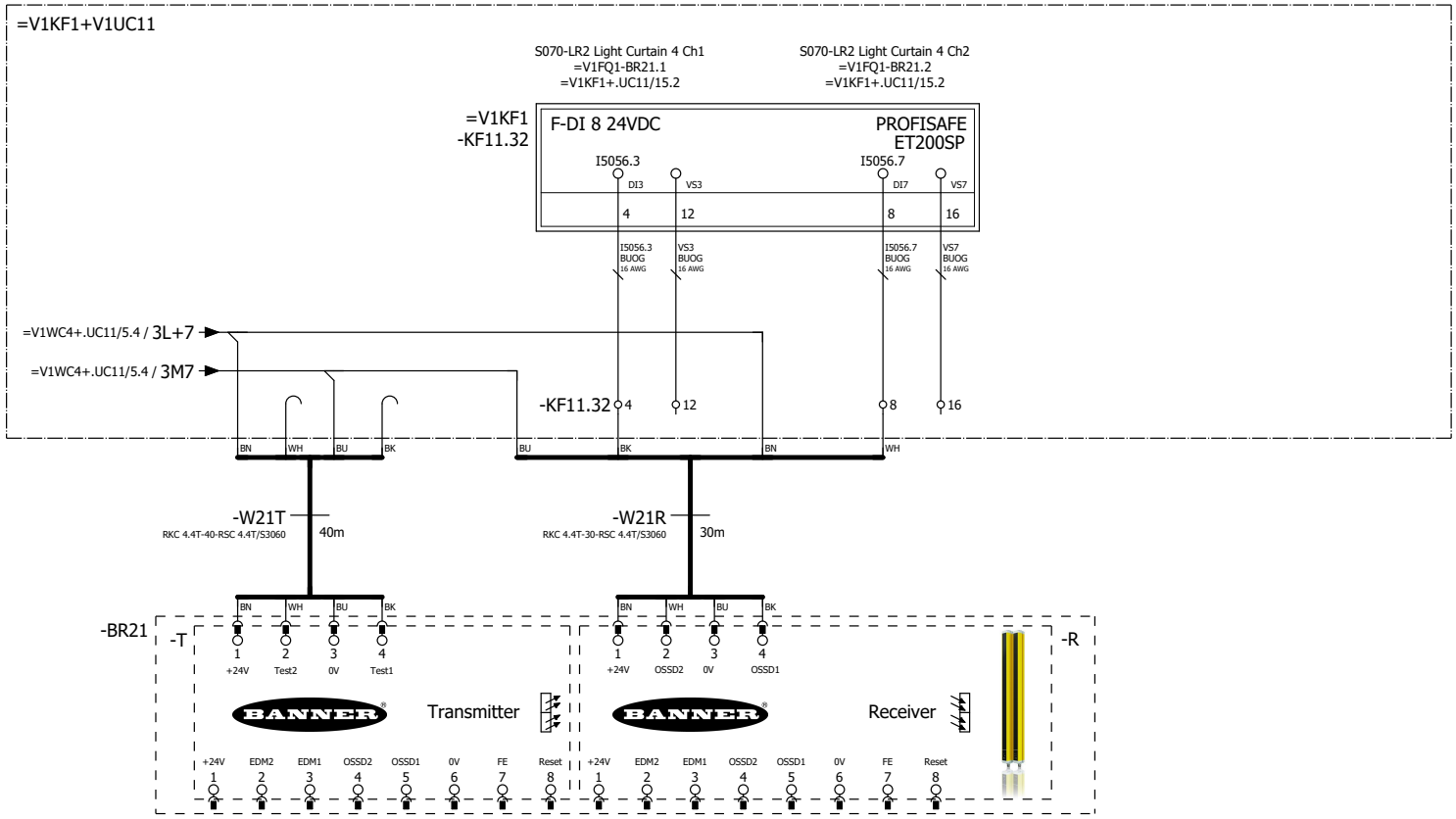

			Date	9/22/2022	Volvo Trucks North America	Valiant TMS	S070-LR2 Light Curtain 4	Drawing name: =2V03&EFS-EL	= V1FQ1	
			Ed.	MKLEPADLO					+ V1FQ1	
			Appr		P6700 Underbody Floor Skin - Cell 2V03	Scale 1:1		Document type: EFS	Project nr: 22-16151	Page 15
Modification	Date	Name	Original		Replacement of / Replaced by					1721

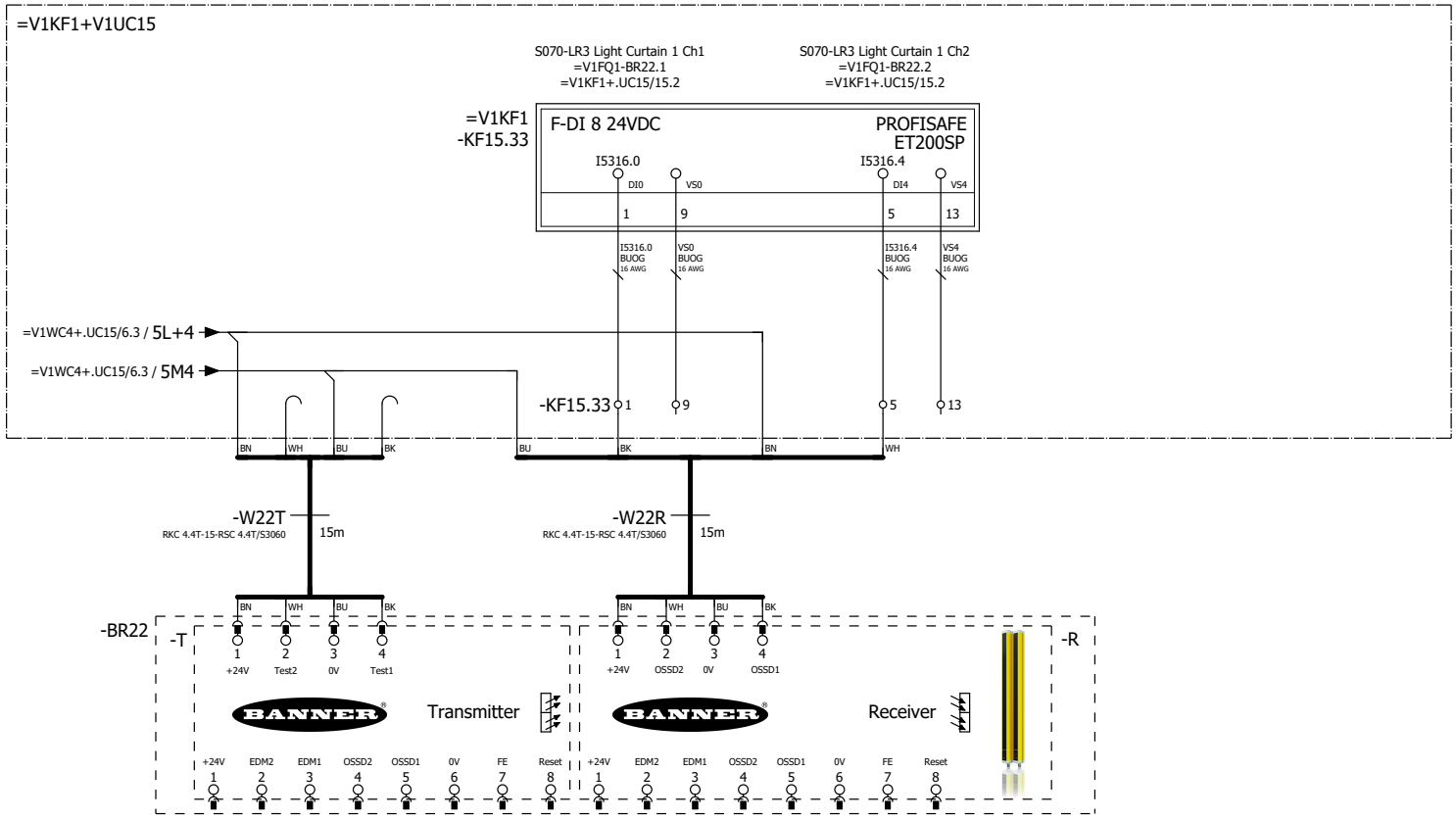

			Date	9/22/2022	Volvo Trucks North America	Valiant TMS	S070-LR3 Light Curtain 1	Drawing name: =2V03&EFS-EL	= V1FQ1		
			Ed.	MKLEPADLO					+ V1FQ1		
			Appr		P6700 Underbody Floor Skin - Cell 2V03	Scale 1:1		Document type: EFS	Project nr: 22-16151	Page	16
Modification	Date	Name	Original		Replacement of	Replaced by					1721

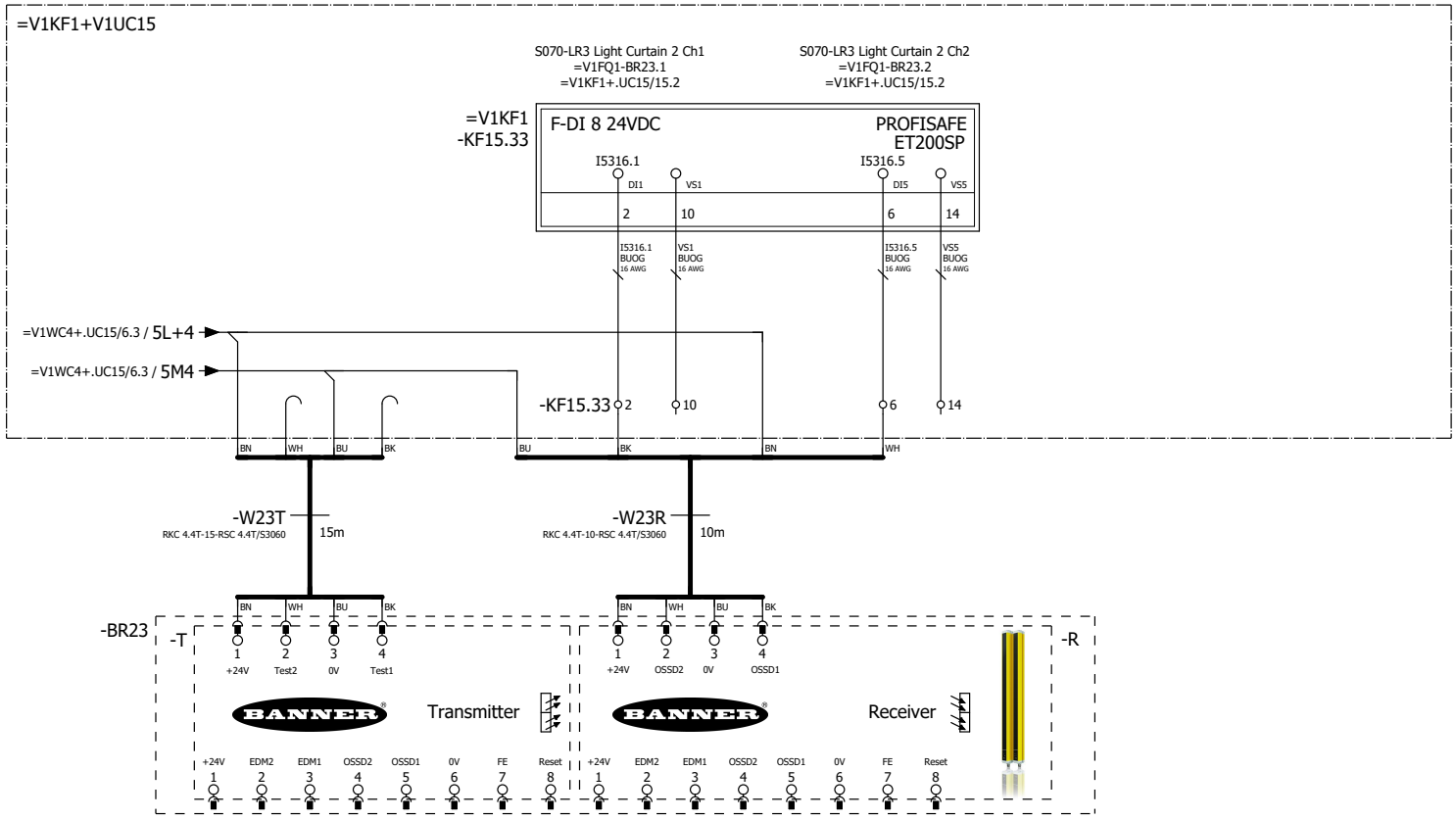

			Date	9/22/2022	Volvo Trucks North America	Valiant TMS	S070-LR3 Light Curtain 2	Drawing name: =2V03&EFS-EL	= V1FQ1		
			Ed.	MKLEPADLO					+ V1FQ1		
			Appr		P6700 Underbody Floor Skin - Cell 2V03	Scale 1:1		Document type: EFS	Project nr: 22-16151	Page	17
Modification	Date	Name	Original		Replacement of / Replaced by						1721

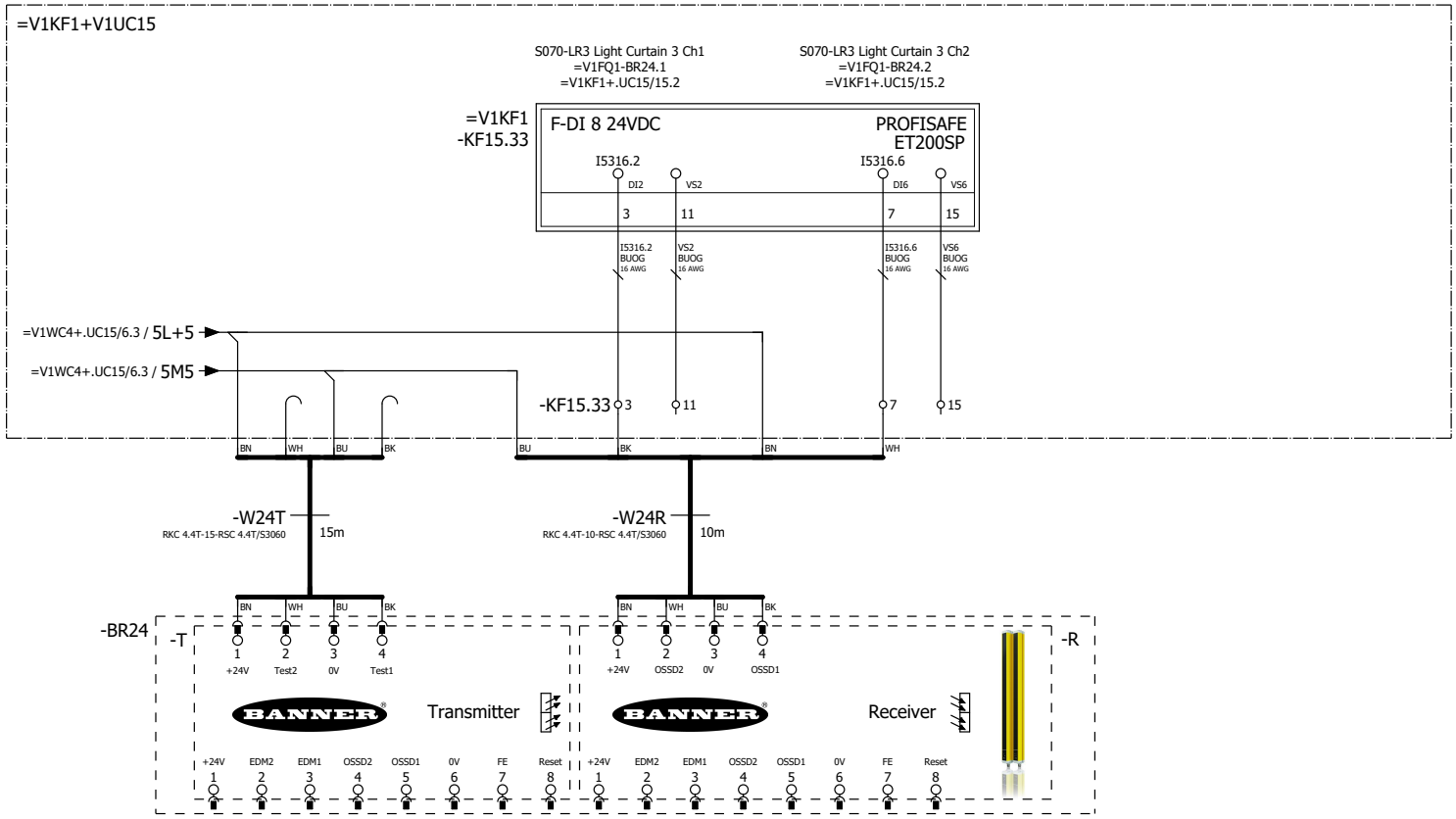

			Date	9/22/2022	Volvo Trucks North America	Valiant TMS	S070-LR3 Light Curtain 3	Drawing name: =2V03&EFS-EL	= V1FQ1	
			Ed.	MKLEPADLO					+ V1FQ1	
			Appr		P6700 Underbody Floor Skin - Cell 2V03	Scale 1:1		Document type: EFS	Project nr: 22-16151	Page 18
Modification	Date	Name	Original		Replacement of	Replaced by				1721

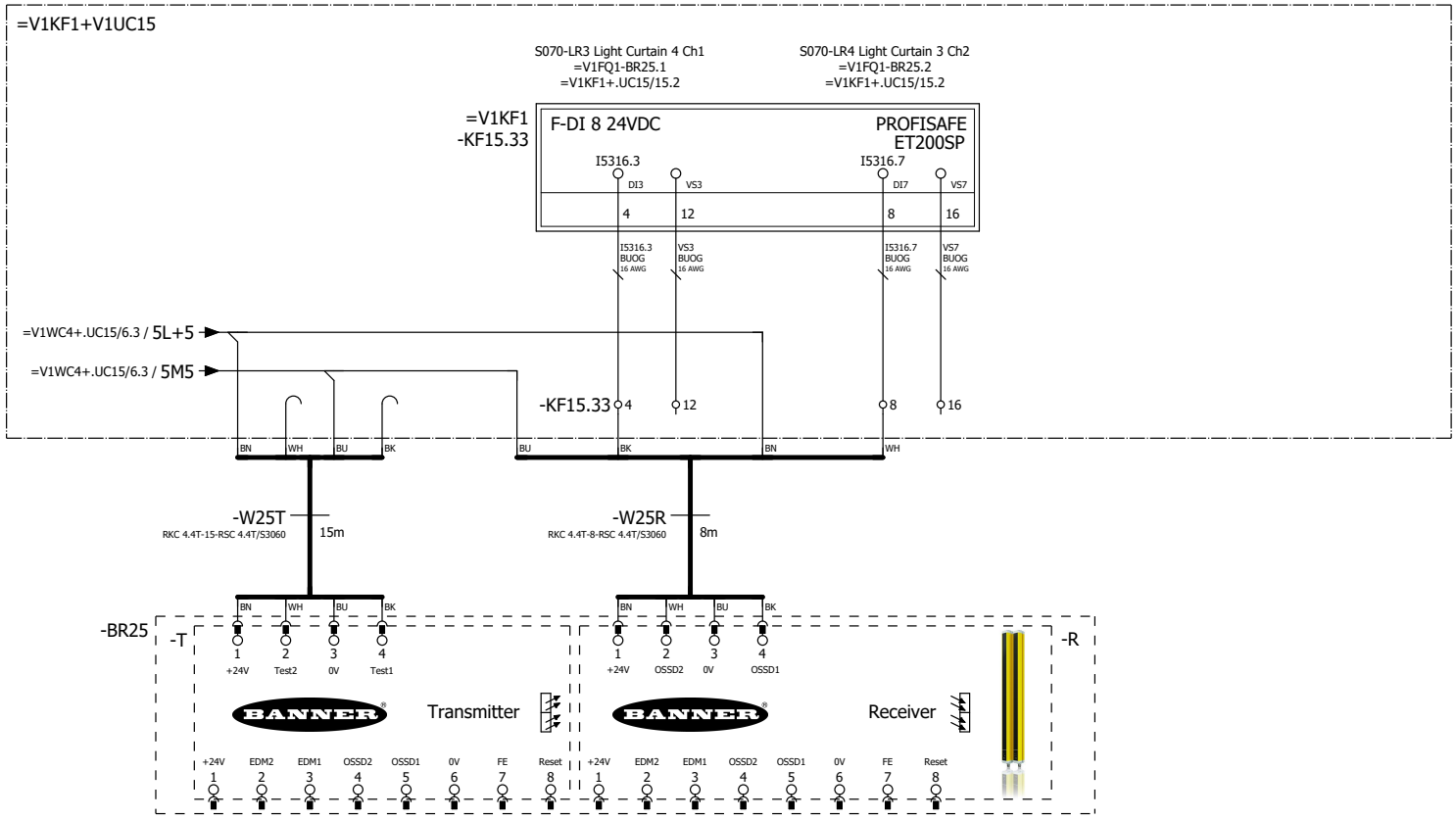

			Date	9/22/2022	Volvo Trucks North America	Valiant TMS	S070-LR3 Light Curtain 4	Drawing name: =2V03&EFS-EL	= V1FQ1		
			Ed.	MKLEPADLO					+ V1FQ1		
			Appr		P6700 Underbody Floor Skin - Cell 2V03	Scale 1:1		Document type: EFS	Project nr: 22-16151	Page	19
Modification	Date	Name	Original		Replacement of	Replaced by					1721

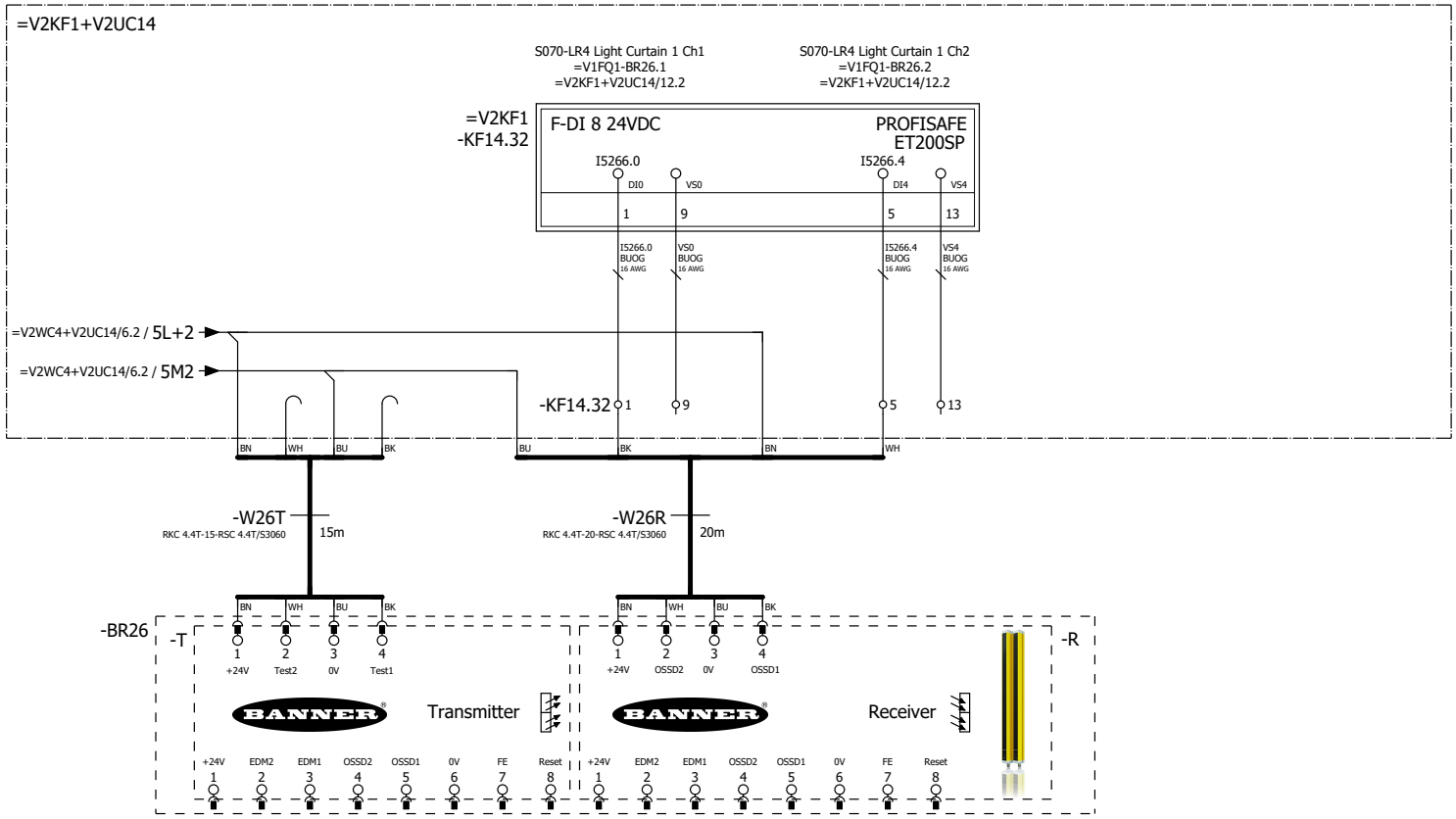

			Date	9/22/2022	Volvo Trucks North America	Valiant TMS	S070-LR4 Light Curtain 1	Drawing name: =2V03&EFS-EL	= V1FQ1	
			Ed.	MKLEPADLO					+ V1FQ1	
			Appr		P6700 Underbody Floor Skin - Cell 2V03	Scale 1:1		Document type: EFS	Project nr: 22-16151	Page 20
Modification	Date	Name	Original		Replacement of / Replaced by					1721

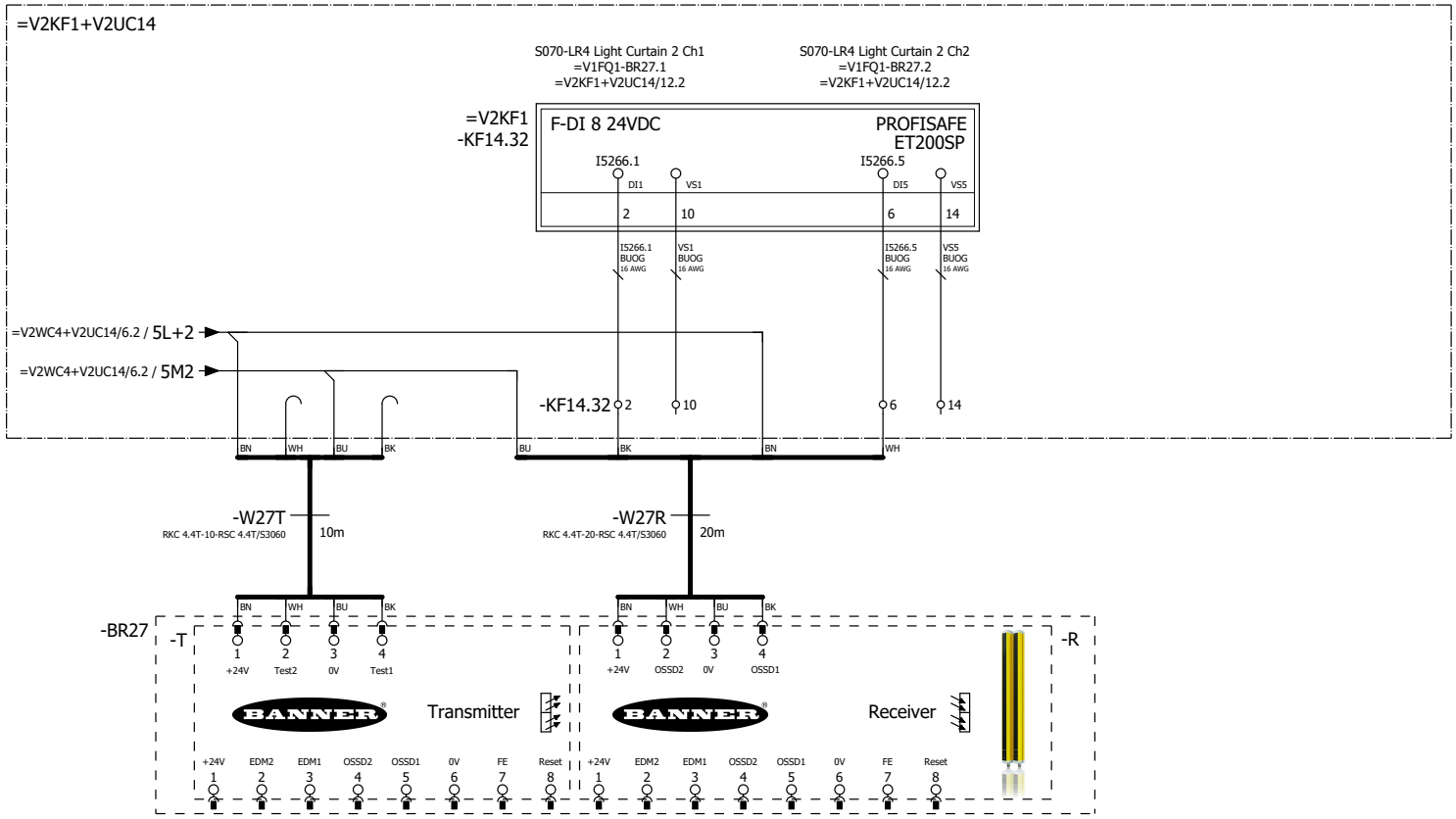

			Date	9/22/2022	Volvo Trucks North America	Valiant TMS	S070-LR4 Light Curtain 2	Drawing name: =2V03&EFS-EL	= V1FQ1	
			Ed.	MKLEPADLO					+ V1FQ1	
			Appr		P6700 Underbody Floor Skin - Cell 2V03	Scale 1:1		Document type: EFS	Project nr: 22-16151	Page 21
Modification	Date	Name	Original		Replacement of / Replaced by					1721

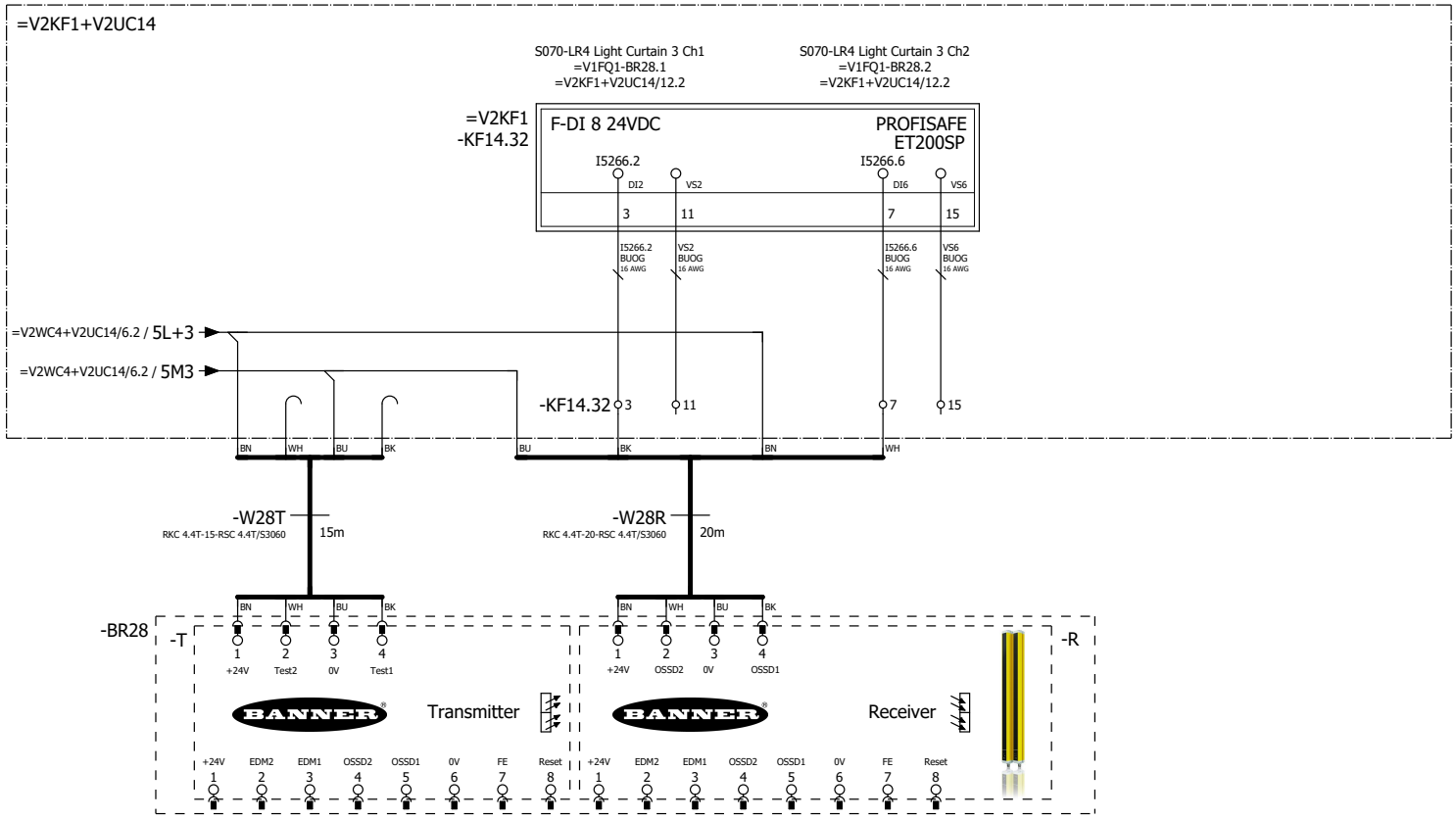

			Date	9/22/2022	Volvo Trucks North America	Valiant TMS	S070-LR4 Light Curtain 3	Drawing name: =2V03&EFS-EL	= V1FQ1	
			Ed.	MKLEPADLO					+ V1FQ1	
			Appr		P6700 Underbody Floor Skin - Cell 2V03	Scale 1:1		Document type: EFS	Project nr: 22-16151	Page 22
Modification	Date	Name	Original		Replacement of / Replaced by					1721

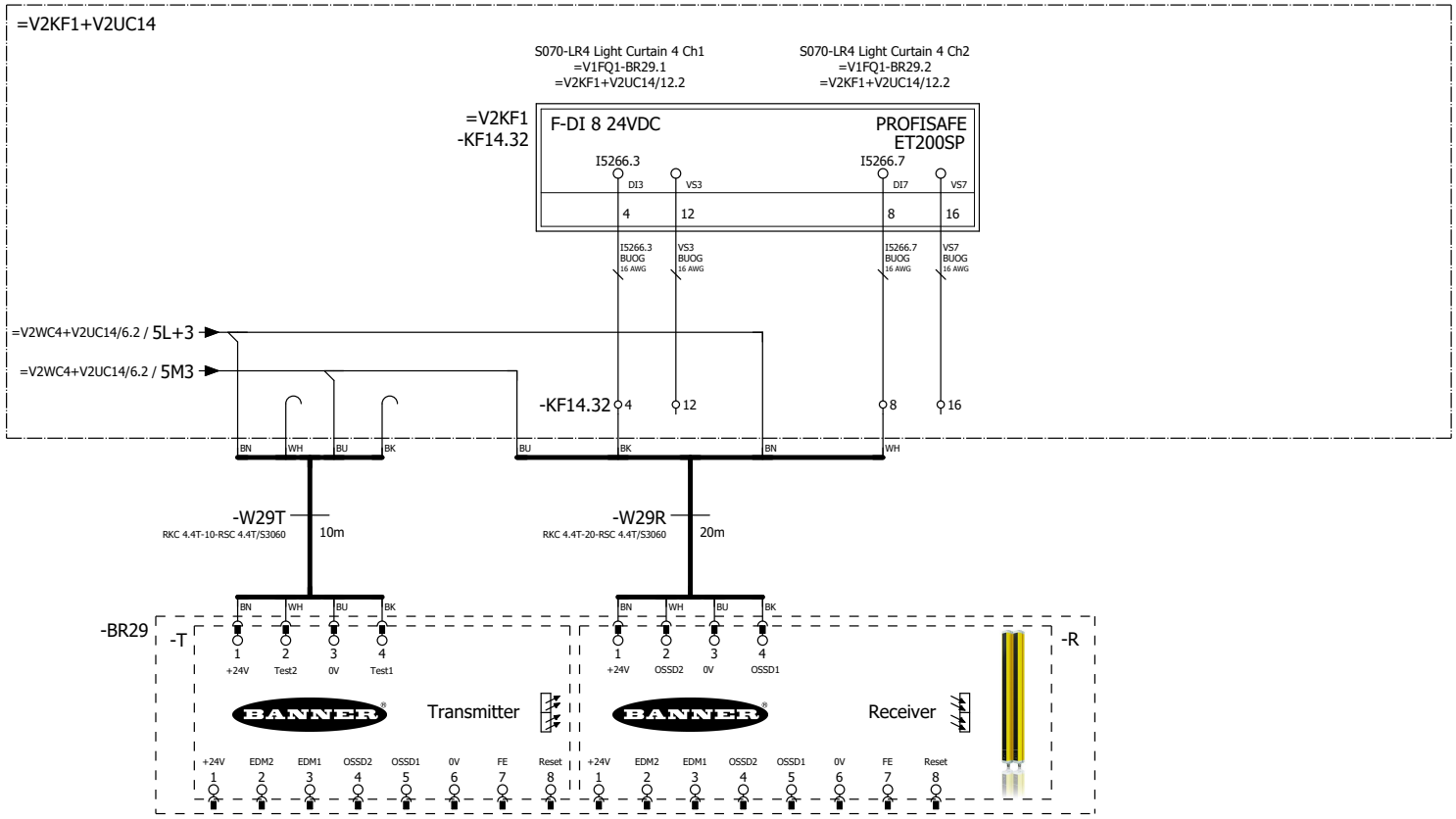

			Date	11/1/2022	Volvo Trucks North America		Valiant TMS	S070-LR4 Light Curtain 4	Drawing name: =2V03&EFS-EL	= V1FQ1	
			Ed.	KMAFFRE						+ V1FQ1	
			Appr		P6700 Underbody Floor Skin - Cell 2V03		Scale 1:1		Document type: EFS	Project nr: 22-16151	Page 23
Modification	Date	Name	Original		Replacement of	Replaced by					1721

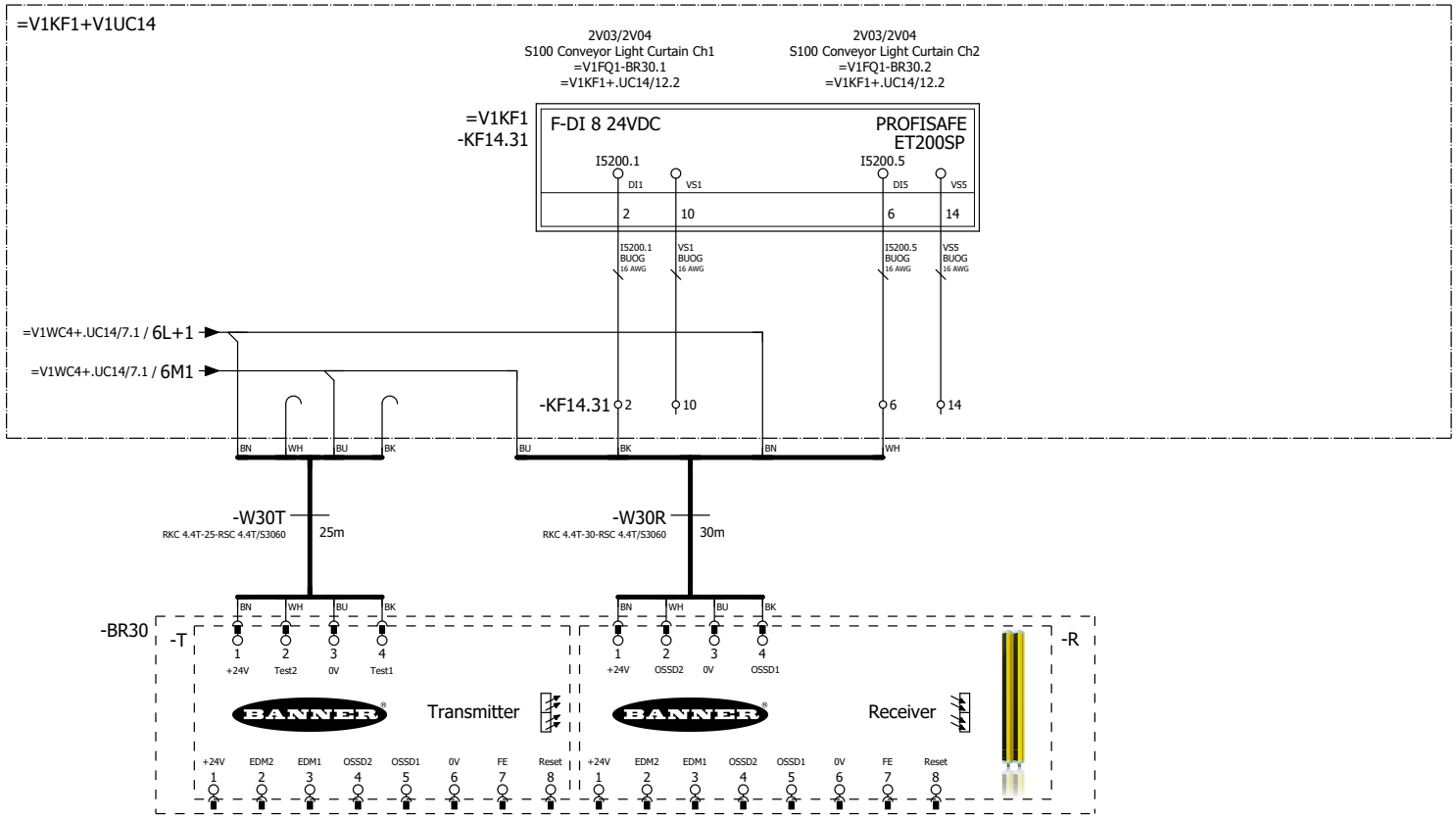

			Date	11/26/2022	Volvo Trucks North America		Valiant TMS	2V03/2V04 S100 Conveyor Light Curtain	Drawing name: =2V03&EFS-EL	= V1FQ1	
			Ed.	MKLEPADLO						+ V1FQ1	
			Appr		P6700 Underbody Floor Skin - Cell 2V03		Scale 1:1		Document type: EFS	Project nr: 22-16151	Page 24
Modification	Date	Name	Original		Replacement of	Replaced by					1721

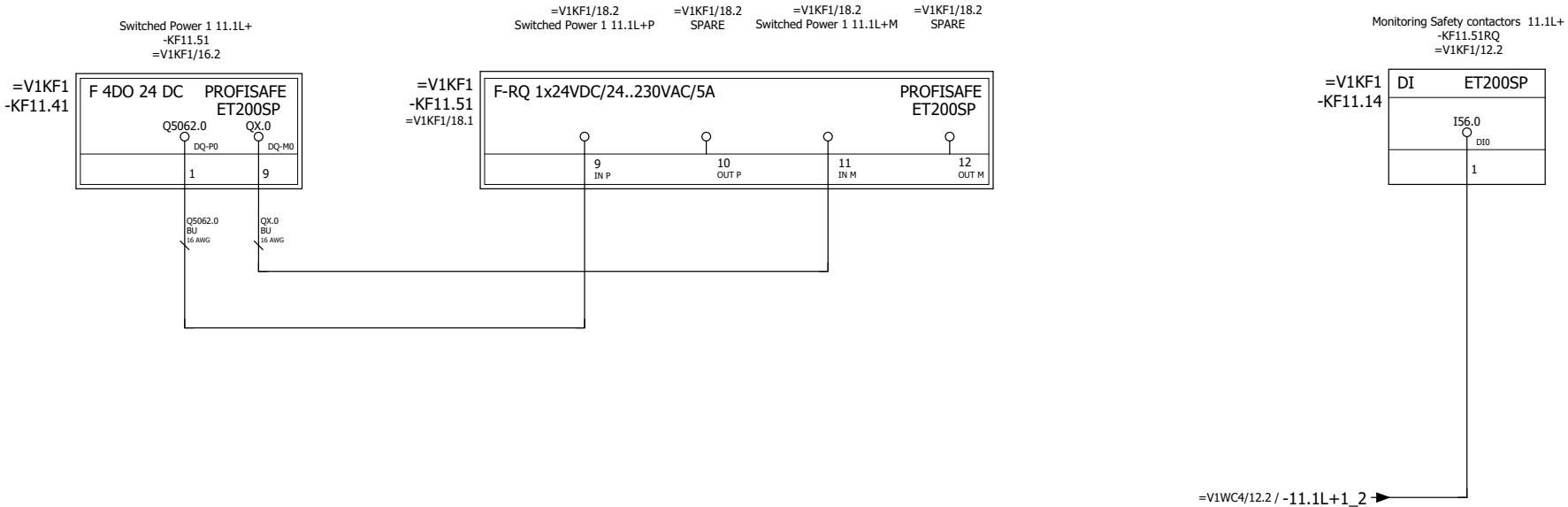

+.FQ1/24

2

			Date	9/22/2022	Volvo Trucks North America	Valiant TMS	Safety power monitoring RQ - KF11.51	Drawing name: =2V03&EFS-EL	= V1FQ1	
			Ed.	MKLEPADLO					+ V1UC11	
			Appr		P6700 Underbody Floor Skin - Cell 2V03			Document type: EFS	Project nr: 22-16151	Page 1
Modification	Date	Name	Original		Replacement of / Replaced by	Scale 1:1				1721

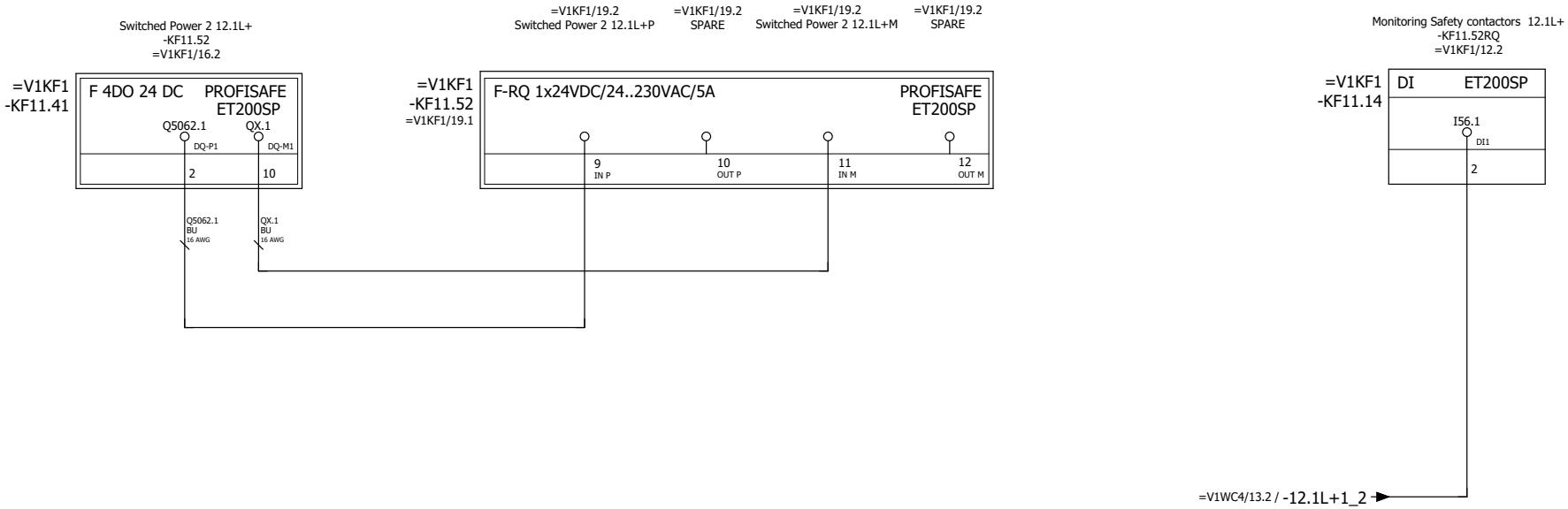

			Date	9/22/2022	Volvo Trucks North America		Valiant TMS	Safety power monitoring RQ - KF11.52	Drawing name: =2V03&EFS-EL	= V1FQ1
			Ed.	MKLEPADLO						+ V1UC11
			Appr		P6700 Underbody Floor Skin - Cell 2V03				Document type: EFS	Project nr: 22-16151
Modification	Date	Name	Original		Replacement of	Replaced by	Scale 1:1			Page 2 / 1721

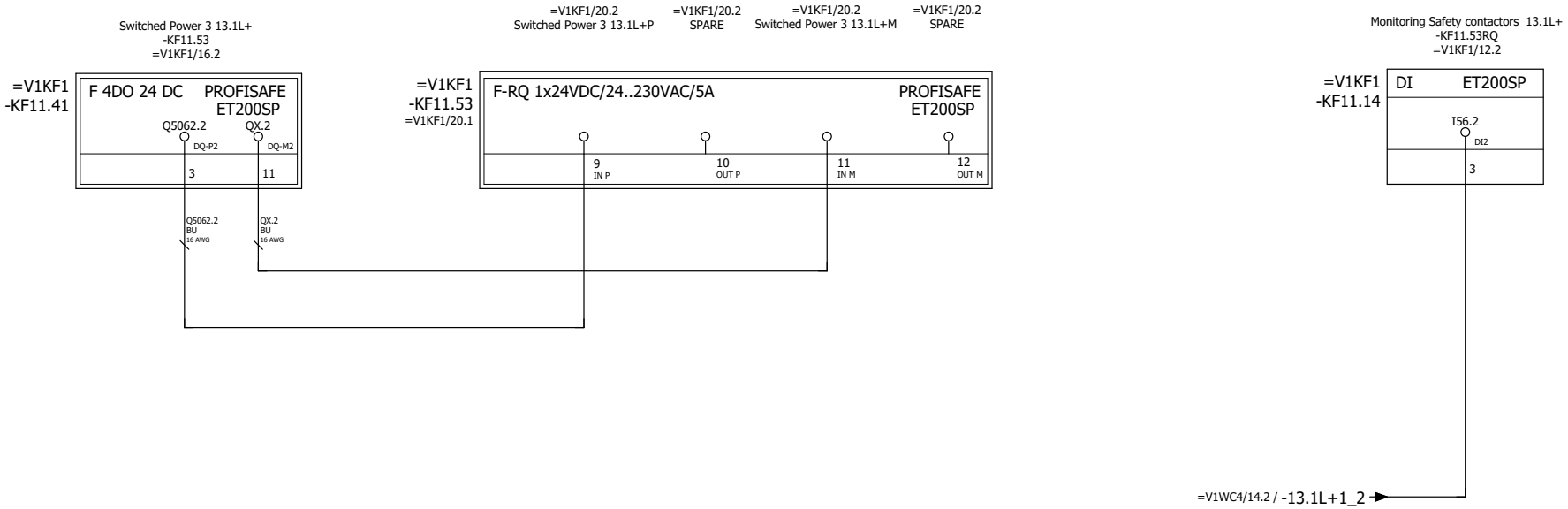

0	1	2	3	4	5	6	7	8	9

2 4

			Date	9/22/2022	Volvo Trucks North America	Valiant TMS	Safety power monitoring RQ - KF11.53	Drawing name: =2V03&EFS-EL	= V1FQ1
			Ed.	MKLEPADLO					+ V1UC11
			Appr		P6700 Underbody Floor Skin - Cell 2V03			Document type: EFS	Project nr: 22-16151
Modification	Date	Name	Original		Replacement of / Replaced by	Scale 1:1			Page 3 / 1721

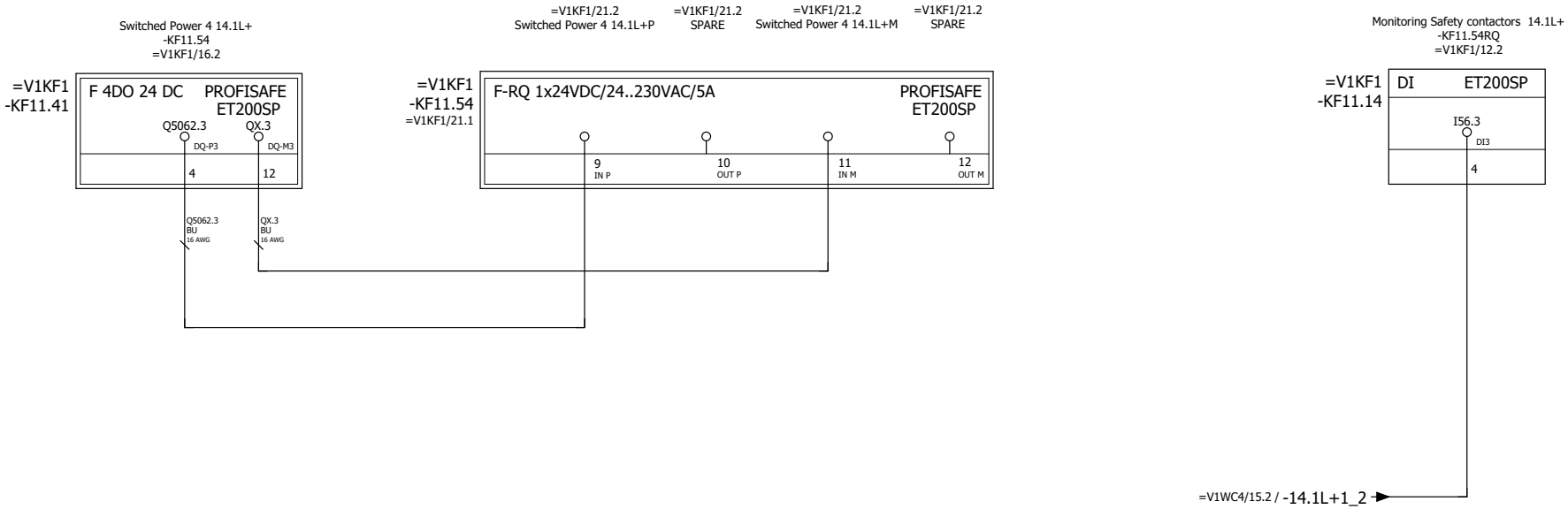

			Date	9/22/2022	Volvo Trucks North America		Valiant TMS	Safety power monitoring RQ - KF11.54	Drawing name: =2V03&EFS-EL	= V1FQ1	
			Ed.	MKLEPADLO						+ V1UC11	
			Appr		P6700 Underbody Floor Skin - Cell 2V03				Document type: EFS	Project nr: 22-16151	Page 4
Modification	Date	Name	Original		Replacement of	Replaced by	Scale 1:1				1721

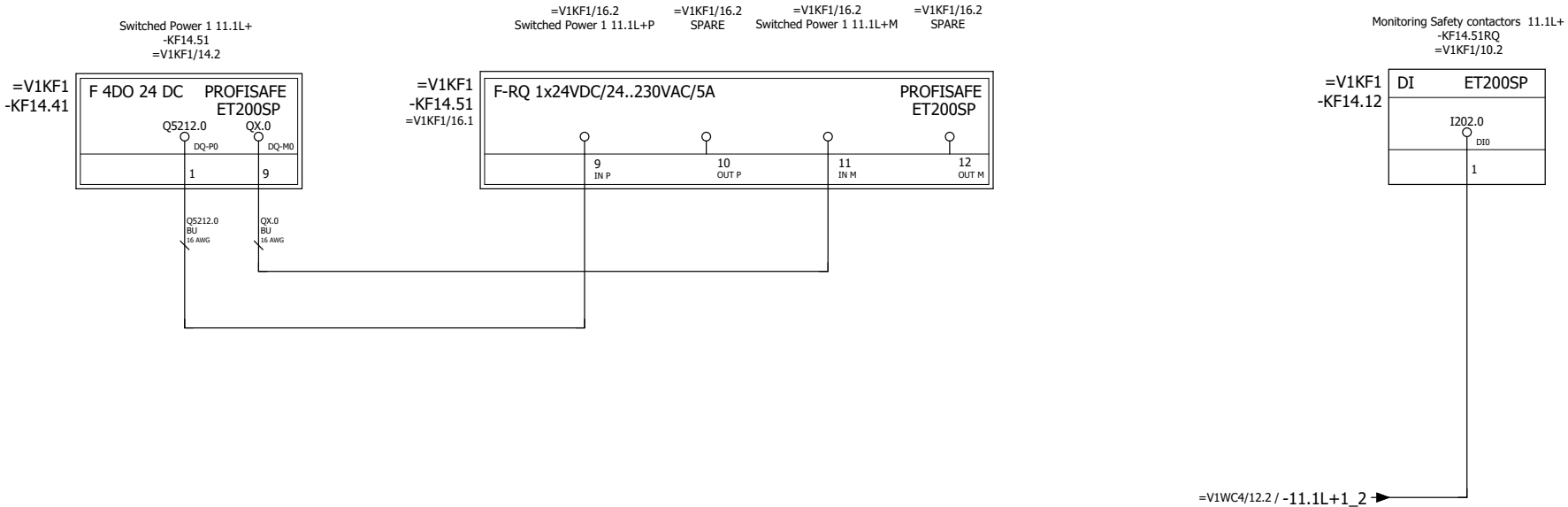

+.UC11/4

2

			Date	9/22/2022	Volvo Trucks North America	Valiant TMS	Safety power monitoring RQ - KF14.51	Drawing name: =2V03&EFS-EL	= V1FQ1	
			Ed.	MKLEPADLO					+ V1UC14	
			Appr		P6700 Underbody Floor Skin - Cell 2V03			Document type: EFS	Project nr: 22-16151	Page 1
Modification	Date	Name	Original		Replacement of	Replaced by	Scale 1:1			1721

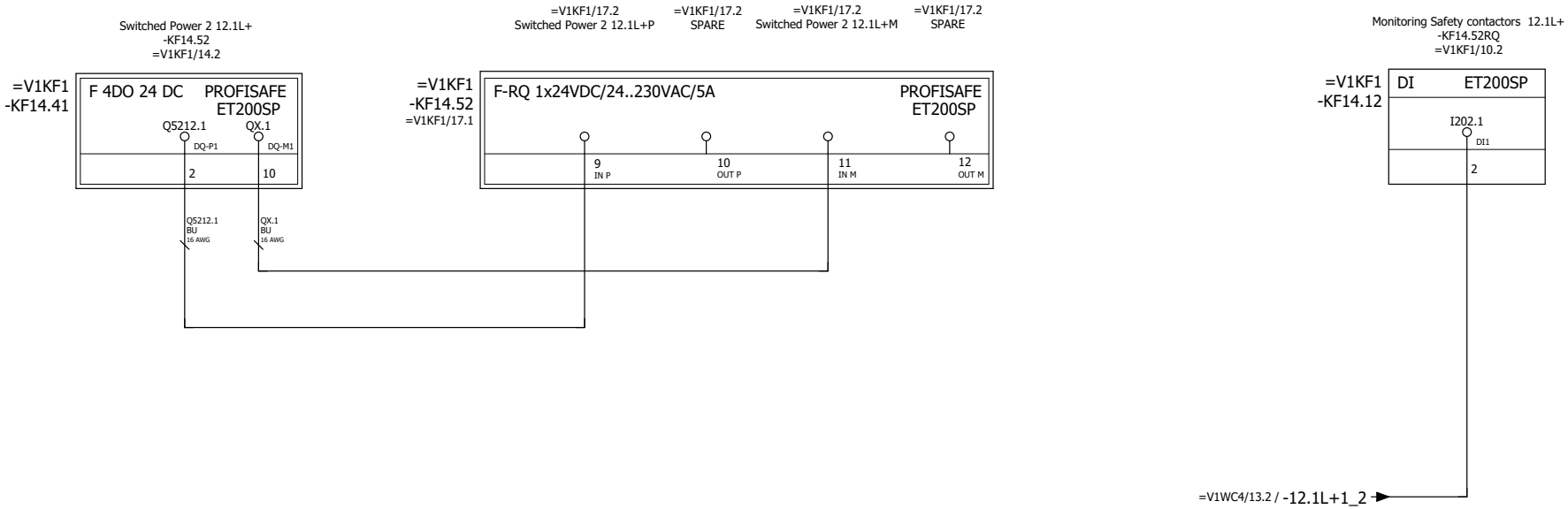

1 3

			Date	9/22/2022	Volvo Trucks North America	Valiant TMS	Safety power monitoring RQ - KF14.52	Drawing name: =2V03&EFS-EL	= V1FQ1	
			Ed.	MKLEPADLO					+ V1UC14	
			Appr		P6700 Underbody Floor Skin - Cell 2V03			Document type: EFS	Project nr: 22-16151	Page 2
Modification	Date	Name	Original		Replacement of / Replaced by	Scale 1:1				1721

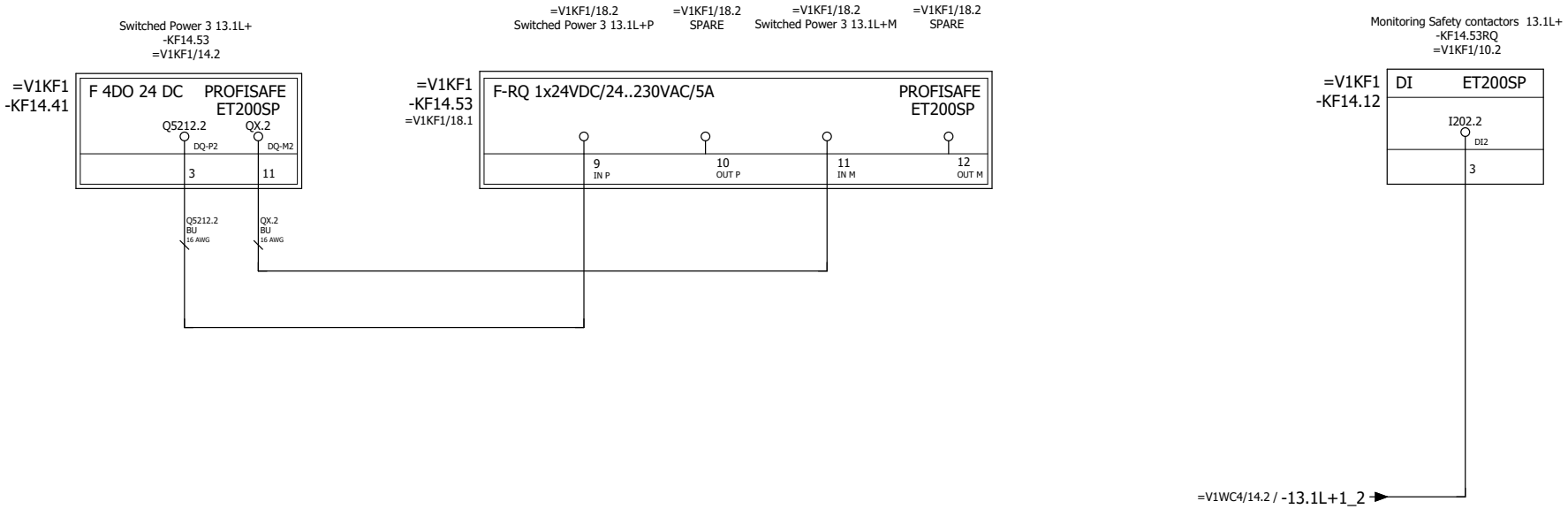

2 4

			Date	9/22/2022	Volvo Trucks North America	Valiant TMS	Safety power monitoring RQ - KF14.53	Drawing name: =2V03&EFS-EL	= V1FQ1	
			Ed.	MKLEPADLO					+ V1UC14	
			Appr		P6700 Underbody Floor Skin - Cell 2V03			Document type: EFS	Project nr: 22-16151	Page 3
Modification	Date	Name	Original		Replacement of / Replaced by	Scale 1:1				1721

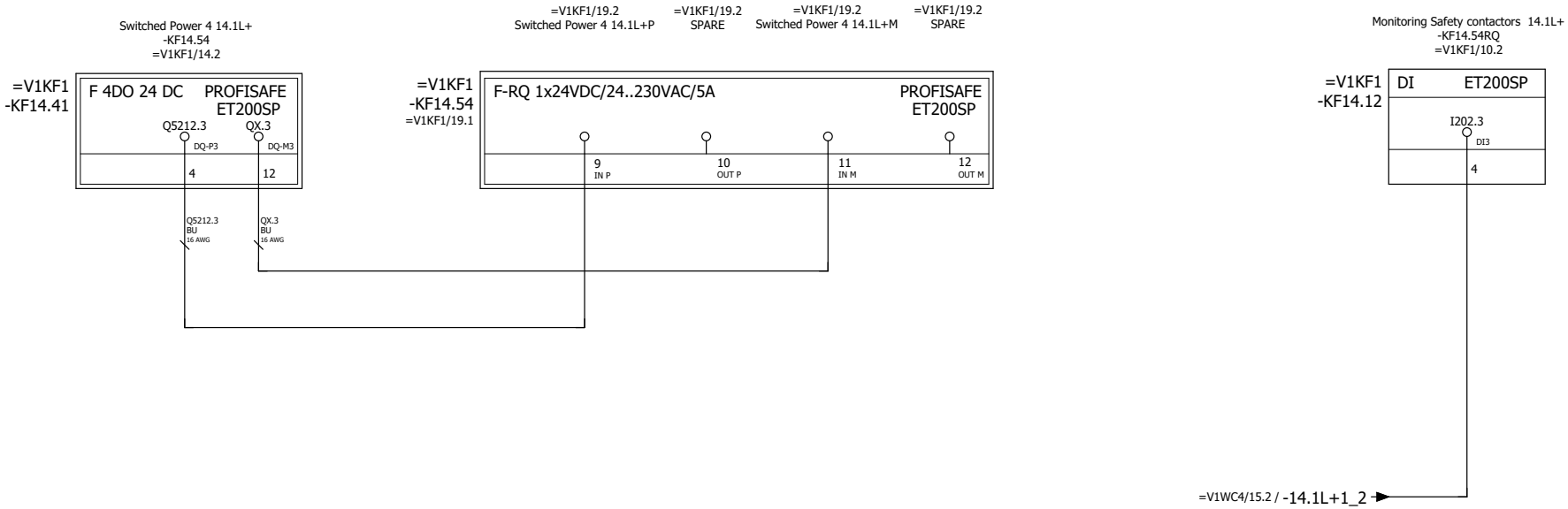

3

+.UC15/1

			Date	9/22/2022	Volvo Trucks North America	Valiant TMS	Safety power monitoring RQ - KF14.54	Drawing name: =2V03&EFS-EL	= V1FQ1	
			Ed.	MKLEPADLO					+ V1UC14	
			Appr		P6700 Underbody Floor Skin - Cell 2V03			Document type: EFS	Project nr: 22-16151	Page 4
Modification	Date	Name	Original		Replacement of / Replaced by	Scale 1:1				1721

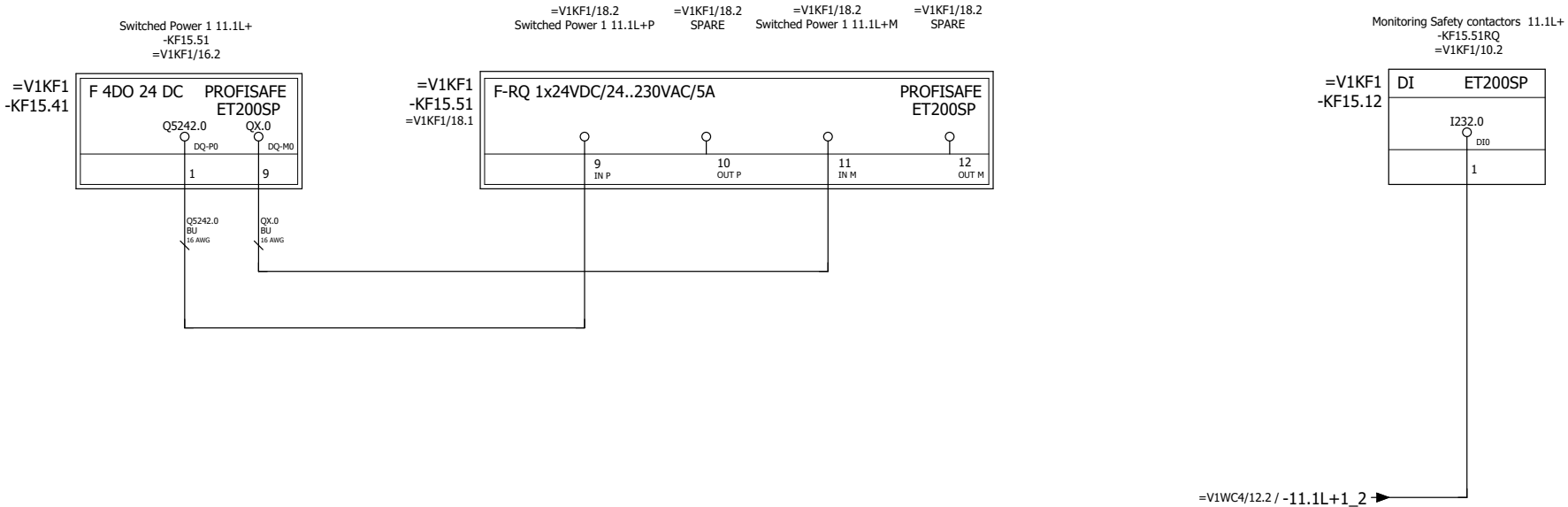

+.UC14/4

			Date	9/22/2022	Volvo Trucks North America	Valiant TMS	Safety power monitoring RQ - KF15.51	Drawing name: =2V03&EFS-EL	= V1FQ1	
			Ed.	MKLEPADLO					+ V1UC15	
			Appr		P6700 Underbody Floor Skin - Cell 2V03			Document type: EFS	Project nr: 22-16151	Page 1
Modification	Date	Name	Original		Replacement of	Replaced by	Scale 1:1			1721

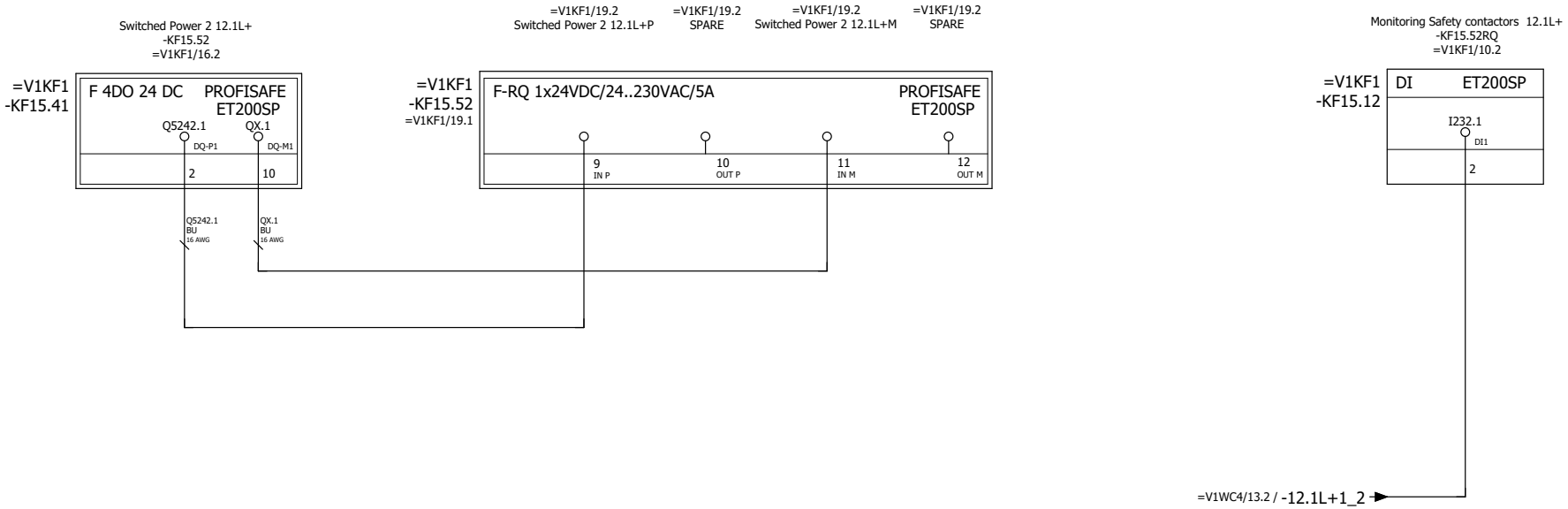

			Date	9/22/2022	Volvo Trucks North America		Valiant TMS	Safety power monitoring RQ - KF15.52	Drawing name: =2V03&EFS-EL	= V1FQ1	
			Ed.	MKLEPADLO						+ V1UC15	
			Appr		P6700 Underbody Floor Skin - Cell 2V03				Document type: EFS	Project nr: 22-16151	Page 2
Modification	Date	Name	Original		Replacement of	Replaced by	Scale 1:1				1721

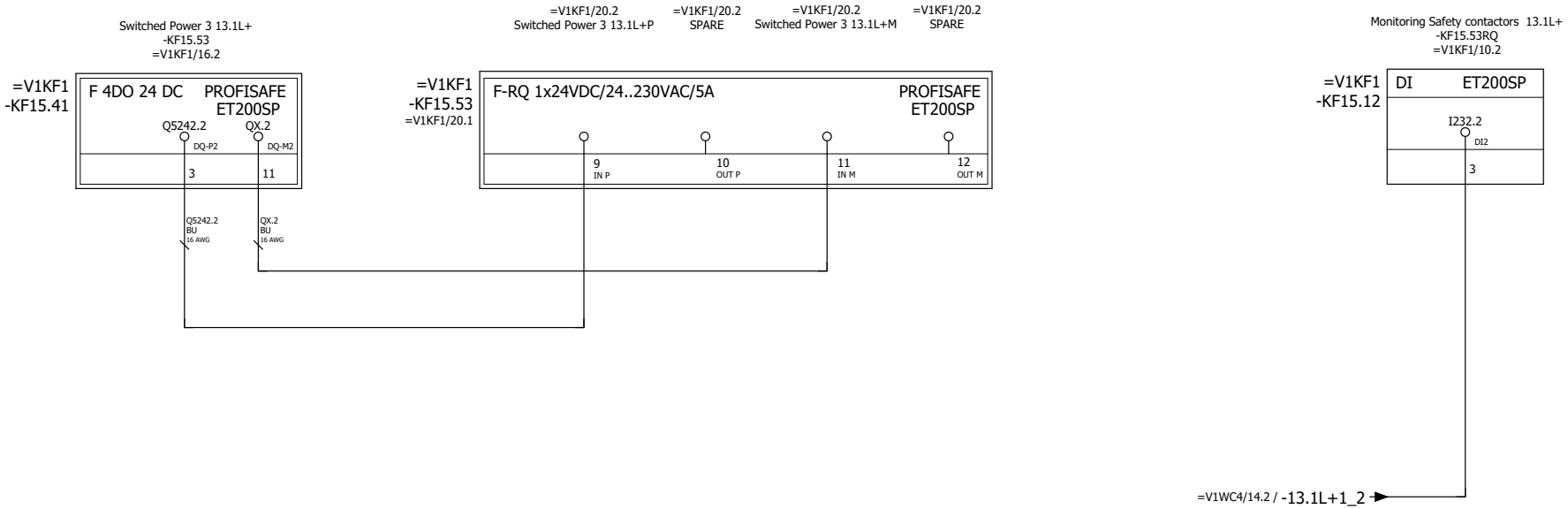

2 4

			Date	9/22/2022	Volvo Trucks North America	Valiant TMS	Safety power monitoring RQ - KF15.53	Drawing name: =2V03&EFS-EL	= V1FQ1	
			Ed.	MKLEPADLO					+ V1UC15	
			Appr		P6700 Underbody Floor Skin - Cell 2V03			Document type: EFS	Project nr: 22-16151	Page 3
Modification	Date	Name	Original		Replacement of / Replaced by	Scale 1:1				1721

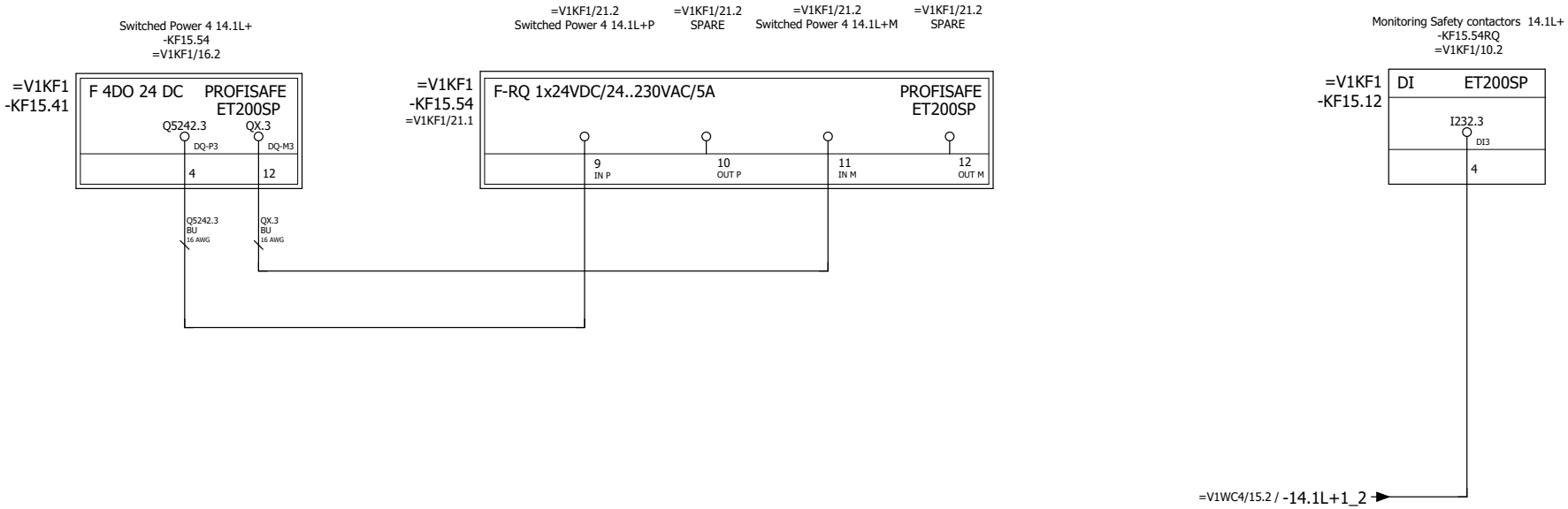

			Date	9/22/2022	Volvo Trucks North America		Valiant TMS	Safety power monitoring RQ - KF15.54	Drawing name: =2V03&EFS-EL	= V1FQ1	
			Ed.	MKLEPADLO						+ V1UC15	
			Appr		P6700 Underbody Floor Skin - Cell 2V03				Document type: EFS	Project nr: 22-16151	Page 4
Modification	Date	Name	Original		Replacement of	Replaced by	Scale 1:1				1721

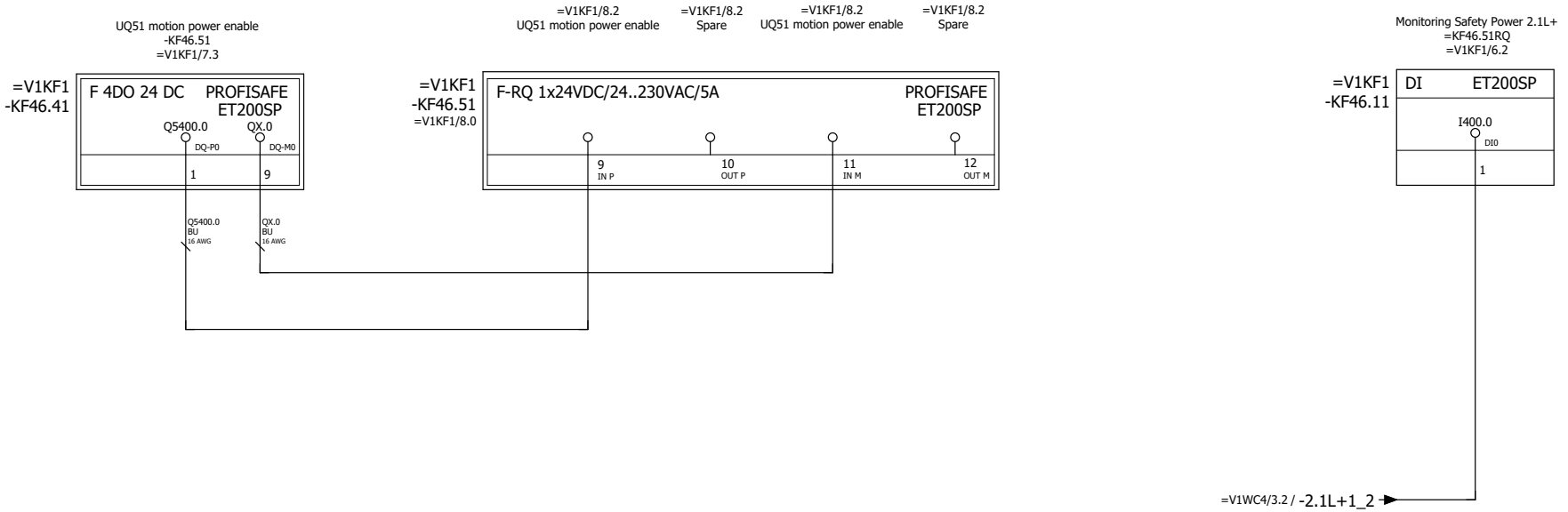

+.UC15/4

2

			Date	9/22/2022	Volvo Trucks North America	Valiant TMS	Safety power monitoring RQ - KF46.51	Drawing name: =2V03&EFS-EL	= V1FQ1	
			Ed.	MKLEPADLO					+ V1UC46	
			Appr		P6700 Underbody Floor Skin - Cell 2V03			Document type: EFS	Project nr: 22-16151	Page 1
Modification	Date	Name	Original		Replacement of	Replaced by	Scale 1:1			1721

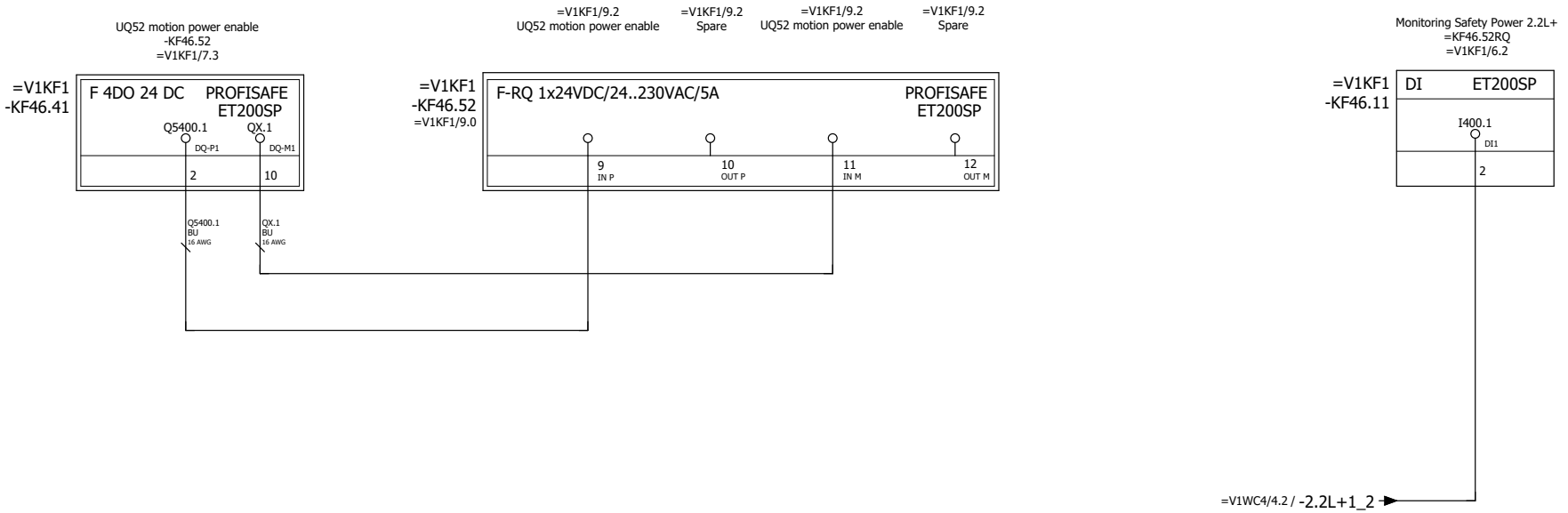

1 3

			Date	9/22/2022	Volvo Trucks North America	Valiant TMS	Safety power monitoring RQ - KF46.52	Drawing name: =2V03&EFS-EL	= V1FQ1	
			Ed.	MKLEPADLO					+ V1UC46	
			Appr		P6700 Underbody Floor Skin - Cell 2V03			Document type: EFS	Project nr: 22-16151	Page 2
Modification	Date	Name	Original		Replacement of / Replaced by	Scale 1:1				1721

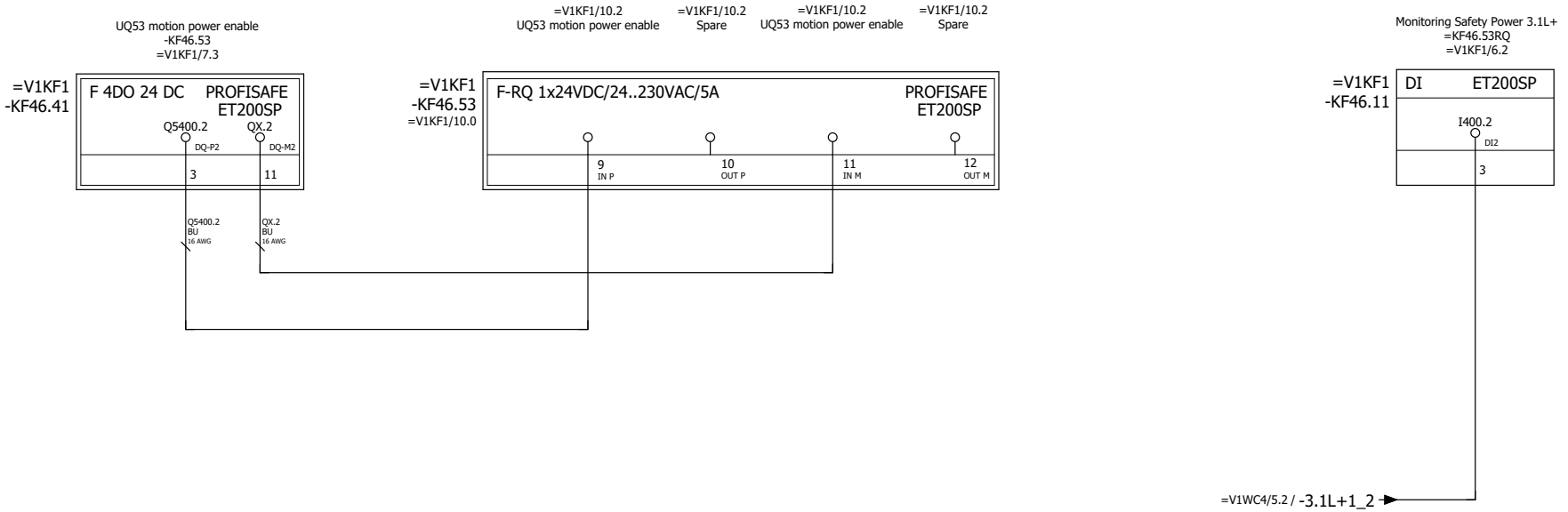

2 4

			Date	9/22/2022	Volvo Trucks North America	Valiant TMS	Safety power monitoring RQ - KF46.53	Drawing name: =2V03&EFS-EL	= V1FQ1	
			Ed.	MKLEPADLO					+ V1UC46	
			Appr		P6700 Underbody Floor Skin - Cell 2V03			Document type: EFS	Project nr: 22-16151	Page 3
Modification	Date	Name	Original		Replacement of / Replaced by	Scale 1:1				1721

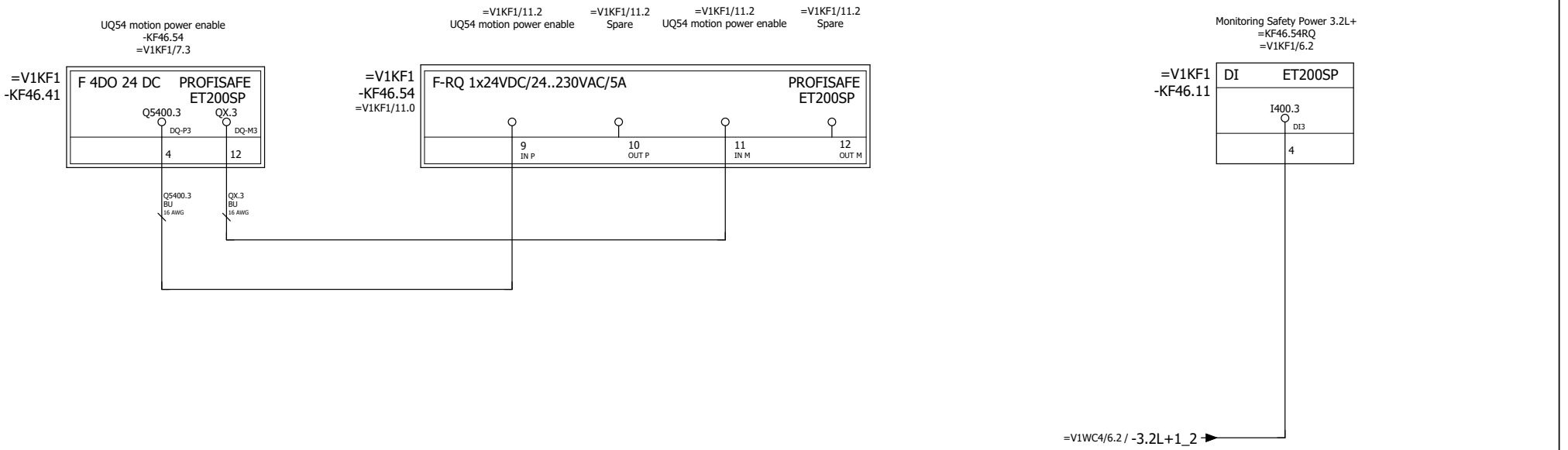

=V1GL12UQ51BG0+.GL12UQ51/1

			Date	9/22/2022	Volvo Trucks North America	Valiant TMS	Safety power monitoring RQ - KF46.54	Drawing name: =2V03&EFS-EL	= V1FQ1	
			Ed.	MKLEPADLO					+ V1UC46	
			Appr		P6700 Underbody Floor Skin - Cell 2V03	Scale 1:1		Document type: EFS	Project nr: 22-16151	Page 4
Modification	Date	Name	Original		Replacement of / Replaced by					1721

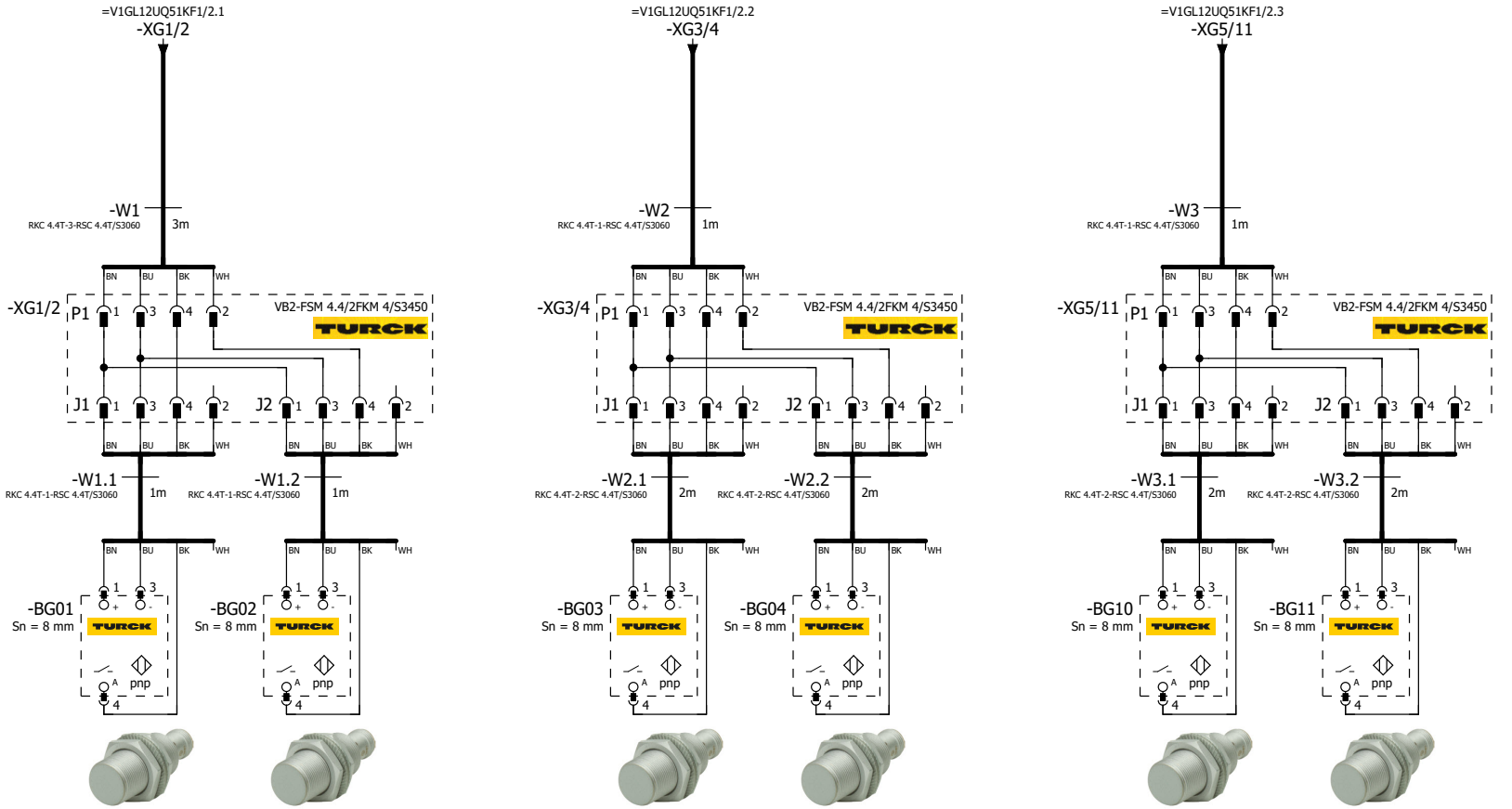

=V1GL12UQ51 -BG01 Pallet Present at Load Sta #1	=V1GL12UQ51 -BG02 Pallet Present at Accum Zone 1-2	=V1GL12UQ51 -BG03 Pallet Present at Mid-Stop Sta #2	=V1GL12UQ51 -BG04 Pallet Present at Accum Zone 2-3	=V1GL12UQ51 -BG10 Pallet Present at Pre-Load Sta #6	=V1GL12UQ51 -BG11 Good Pallet Detected at Load

=V1FQ1+.UC46/4

=V1GL12UQ51KF1/1

			Date	9/26/2022	Volvo Trucks North America	Valiant TMS	SENSORS	Drawing name: =2V03&EFS-EL	= V1GL12UQ51BG0
			Ed.	MKLEPADLO					+ V1GL12UQ51
			Appr		P6700 Underbody Floor Skin - Cell 2V03	Scale 1:1		Document type: EFS	Project nr: 22-16151
Modification	Date	Name	Original		Replacement of / Replaced by				Page 1 / 1721

=V1WC4+.UC14/22.5 / W1

=V1KF1+.UC14/2.6 / +.UC14-KF100.14-P11

-W1
RSM RKM 56-20M/S3059
20m

-KF100.14-P11
PROFINET Cable
6XV1840-3AH10

-KF1

X20 M12, 7/8" 1 2 PE 4 5
0V_VAL / OUT
0V_EL / SEN
FE
24V_EL / SEN
24V_VAL / OUT

-TP1 -TP2

ON
OFF
1 2 1 2

FESTO
Bus node + Interlinking block
548755 + 550208

-KF1.11

FESTO
CPX-M-AB-8-M12X2-5POL
549335

I2400.0	DI 0 X1:4	V1GL12UQ51UQ1.1-BGR	Pallet Stop Station #1 Load (RESET)
I2400.1	DI 1 X1:2	V1GL12UQ51UQ1.1-BGS	Pallet Stop Station #1 Load (SET)
I2400.2	DI 2 X2:4	V1GL12UQ51UQ2.1-BGR	Pallet Stop Station #2 Mid-Stop (RESET)
I2400.3	DI 3 X2:2	V1GL12UQ51UQ2.1-BGS	Pallet Stop Station #2 Mid-Stop (SET)
I2400.4	DI 4 X3:4	V1GL12UQ51UQ6.1-BGR	Pallet Stop Station #6 Pre-Load (RESET)
I2400.5	DI 5 X3:2	V1GL12UQ51UQ6.1-BGS	Pallet Stop Station #6 Pre-Load (SET)
I2400.6	DI 6 X4:4	I2400.6	SPARE
I2400.7	DI 7 X4:2	I2400.7	SPARE
I2401.0	DI 8 X5:4	I2401.0	SPARE
I2401.1	DI 9 X5:2	I2401.1	SPARE
I2401.2	DI 10 X6:4	I2401.2	SPARE
I2401.3	DI 11 X6:2	I2401.3	SPARE
I2401.4	DI 12 X7:4	I2401.4	SPARE
I2401.5	DI 13 X7:2	I2401.5	SPARE
I2401.6	DI 14 X8:4	I2401.6	SPARE
I2401.7	DI 15 X8:2	I2401.7	SPARE

X1 M12 24V DI 1 0V DI 0 FE 1 2 3 4 5 — BN WH BU BK
X2 M12 24V DI 3 0V DI 2 FE 1 2 3 4 5 — BN WH BU BK
X3 M12 24V DI 5 0V DI 4 FE 1 2 3 4 5 — BN WH BU BK
X4 M12 24V DI 7 0V DI 6 FE 1 2 3 4 5
X5 M12 24V DI 9 0V DI 8 FE 1 2 3 4 5
X6 M12 24V DI 11 0V DI 10 FE 1 2 3 4 5
X7 M12 24V DI 13 0V DI 12 FE 1 2 3 4 5
X8 M12 24V DI 15 0V DI 14 FE 1 2 3 4 5

+.GL12UQ51UQ1.1-W1
=V1GL12UQ51UQ1+.GL12UQ51UQ1/1.1

+.GL12UQ51UQ2.1-W1
=V1GL12UQ51UQ2+.GL12UQ51UQ2/1.1

+.GL12UQ51UQ6.1-W1
=V1GL12UQ51UQ6+.GL12UQ51UQ6/1.1

=V1GL12UQ51BG0/1

2

			Date	10/26/2022	Volvo Trucks North America	Valiant TMS	CONNECTING MOD. FOR VTSA MANIFOLD	Drawing name: =2V03&EFS-EL	= V1GL12UQ51KF1	
			Ed.	MKLEPADLO					+ V1GL12UQ51	
			Appr		P6700 Underbody Floor Skin - Cell 2V03	Scale 1:1		Document type: EFS	Project nr: 22-16151	Page 1
Modification	Date	Name	Original		Replacement of	Replaced by				1721

I2402.0	DI 0 X1:4	V1GL12UQ51-BG01	Sensor Pallet Present at Load Sta #1
I2402.1	DI 1 X1:2	V1GL12UQ51-BG02	Sensor Pallet Present at Accum Zone 1-2
I2402.2	DI 2 X2:4	V1GL12UQ51-BG03	Sensor Pallet Present at Mid-Stop Sta #2
I2402.3	DI 3 X2:2	V1GL12UQ51-BG04	Sensor Pallet Present at Accum Zone 2-3
I2402.4	DI 4 X3:4	V1GL12UQ51-BG10	Sensor Pallet Present at Pre-Load Sta #6
I2402.5	DI 5 X3:2	V1GL12UQ51-BG11	Sensor Good Pallet Detected at Load
I2402.6	DI 6 X4:4	I2402.6	SPARE
I2402.7	DI 7 X4:2	I2402.7	SPARE
I2403.0	DI 8 X5:4	I2403.0	SPARE
I2403.1	DI 9 X5:2	I2403.1	SPARE
I2403.2	DI 10 X6:4	I2403.2	SPARE
I2403.3	DI 11 X6:2	I2403.3	SPARE
I2403.4	DI 12 X7:4	I2403.4	SPARE
I2403.5	DI 13 X7:2	I2403.5	SPARE
I2403.6	DI 14 X8:4	I2403.6	SPARE
I2403.7	DI 15 X8:2	I2403.7	SPARE

-KF1.12

FESTO

CPX-M-AB-8-M12X2-5POL

549335

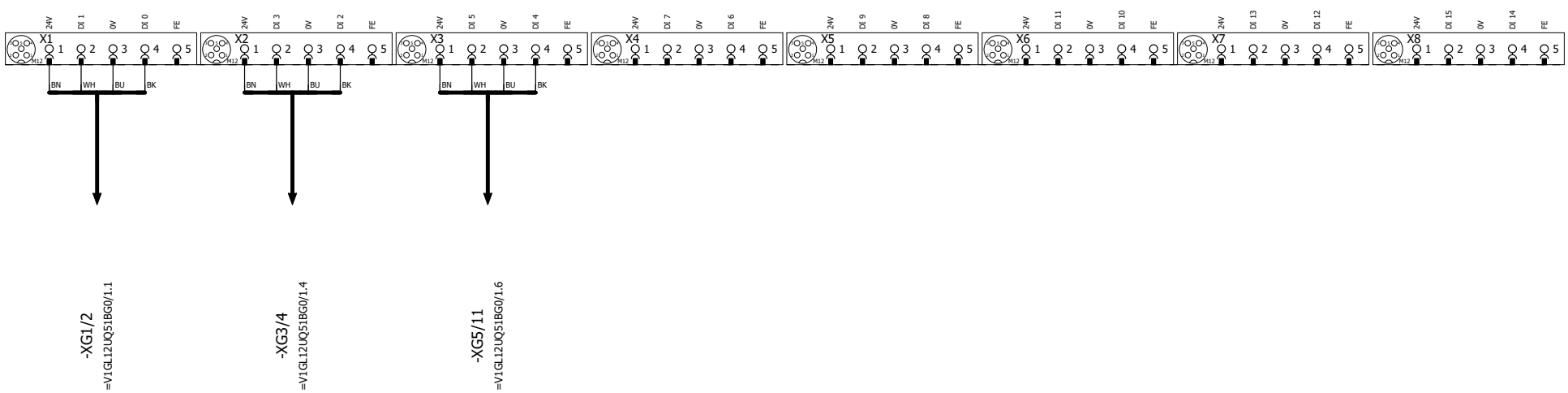

1 3

			Date	10/26/2022	Volvo Trucks North America	Valiant TMS	I/O MOD. DI16 (8 x M12) FOR VTSA-F	Drawing name: =2V03&EFS-EL	= V1GL12UQ51KF1 + V1GL12UQ51
			Ed.	MKLEPADLO	P6700 Underbody Floor Skin - Cell 2V03				
			Appr					Document type: EFS	Project nr: 22-16151
Modification	Date	Name	Original		Replacement of / Replaced by	Scale 1:1			Page 2 / 1721

-KF1.13

FESTO

CPX-M-AB-8-M12X2-5POL

549335

I2404.0	DI 0 X1:4	I2404.0	SPARE
I2404.1	DI 1 X1:2	I2404.1	SPARE
I2404.2	DI 2 X2:4	I2404.2	SPARE
I2404.3	DI 3 X2:2	I2404.3	SPARE
I2404.4	DI 4 X3:4	I2404.4	SPARE
I2404.5	DI 5 X3:2	I2404.5	SPARE
I2404.6	DI 6 X4:4	I2404.6	SPARE
I2404.7	DI 7 X4:2	I2404.7	SPARE
I2405.0	DI 8 X5:4	I2405.0	SPARE
I2405.1	DI 9 X5:2	I2405.1	SPARE
I2405.2	DI 10 X6:4	I2405.2	SPARE
I2405.3	DI 11 X6:2	I2405.3	SPARE
I2405.4	DI 12 X7:4	I2405.4	SPARE
I2405.5	DI 13 X7:2	I2405.5	SPARE
I2405.6	DI 14 X8:4	I2405.6	SPARE
I2405.7	DI 15 X8:2	I2405.7	SPARE

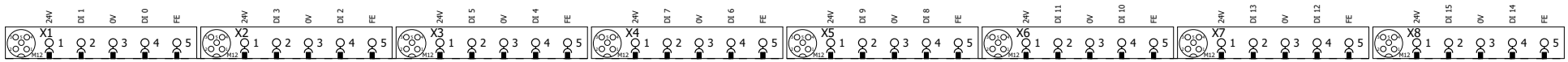

			Date	10/26/2022	Volvo Trucks North America	Valiant TMS	I/O MOD. DI16 (8 x M12) FOR VTSA-F	Drawing name: =2V03&EFS-EL	= V1GL12UQ51KF1		
			Ed.	MKLEPADLO					+ V1GL12UQ51		
			Appr		P6700 Underbody Floor Skin - Cell 2V03	Scale 1:1		Document type: EFS	Project nr: 22-16151	Page	3
Modification	Date	Name	Original		Replacement of	Replaced by					1721

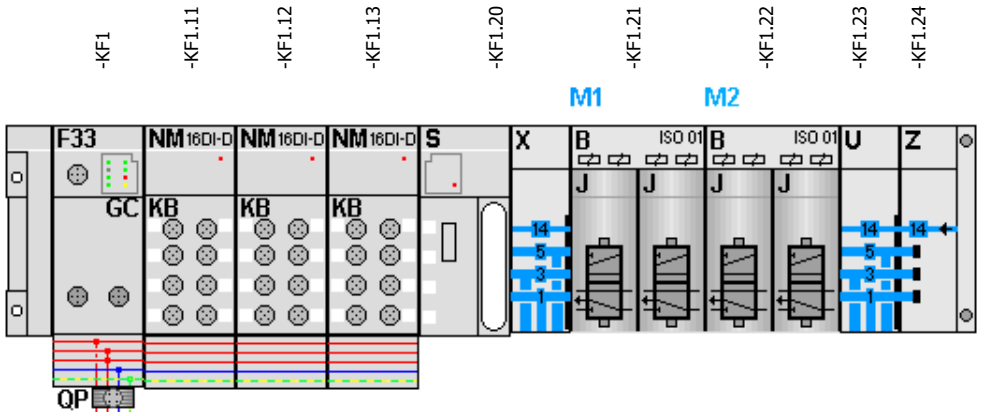

-KF1.21
=V1GL12UQ51UQ1+.GL12UQ51UQ1/1.3
=V1GL12UQ51UQ2+.GL12UQ51UQ2/1.3

FESTO

=V1GL12UQ51UQ1+.GL12UQ51UQ1/1.4	Q2400.0 DO 0 1.1	-QN1.1_Q	Pallet Stop Station #1 Load (RST)
=V1GL12UQ51UQ1+.GL12UQ51UQ1/1.4	Q2400.1 DO 1 1.2	-QN1.2_Q	Pallet Stop Station #1 Load (SET)
=V1GL12UQ51UQ2+.GL12UQ51UQ2/1.4	Q2400.2 DO 2 2.1	-QN2.1_Q	Pallet Stop Station #2 Mid-Stop (RST)
=V1GL12UQ51UQ2+.GL12UQ51UQ2/1.4	Q2400.3 DO 3 2.2	-QN2.2_Q	Pallet Stop Station #2 Mid-Stop (SET)

-KF1.22
=V1GL12UQ51UQ6+.GL12UQ51UQ6/1.3
=V1GL12UQ51UQx+.GL12UQ51UQx/1.3

FESTO

=V1GL12UQ51UQ6+.GL12UQ51UQ6/1.4	Q2400.4 DO 0 1.1	-QN3.1_Q	Pallet Stop Station #6 Pre-Load (RST)
=V1GL12UQ51UQ6+.GL12UQ51UQ6/1.4	Q2400.5 DO 1 1.2	-QN3.2_Q	Pallet Stop Station #6 Pre-Load (SET)
=V1GL12UQ51UQx+.GL12UQ51UQx/1.4	Q2400.6 DO 2 2.1	-QN4.1_Q	Spare (RST)
=V1GL12UQ51UQx+.GL12UQ51UQx/1.4	Q2400.7 DO 3 2.2	-QN4.2_Q	Spare (SET)

3

=V1GL12UQ51UQ1+.GL12UQ51UQ1/1

			Date	10/26/2022	Volvo Trucks North America	Valiant TMS	CONNECTING MOD. FOR FESTO DQ	Drawing name: =2V03&EFS-EL	= V1GL12UQ51KF1
			Ed.	MKLEPADLO					+ V1GL12UQ51
			Appr		P6700 Underbody Floor Skin - Cell 2V03	Scale 1:1		Document type: EFS	Project nr: 22-16151
Modification	Date	Name	Original		Replacement of	Replaced by			Page 4 / 1721

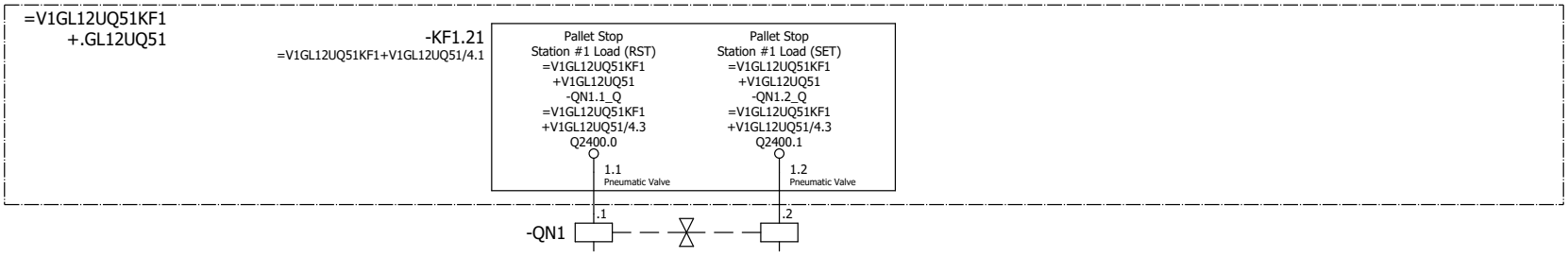

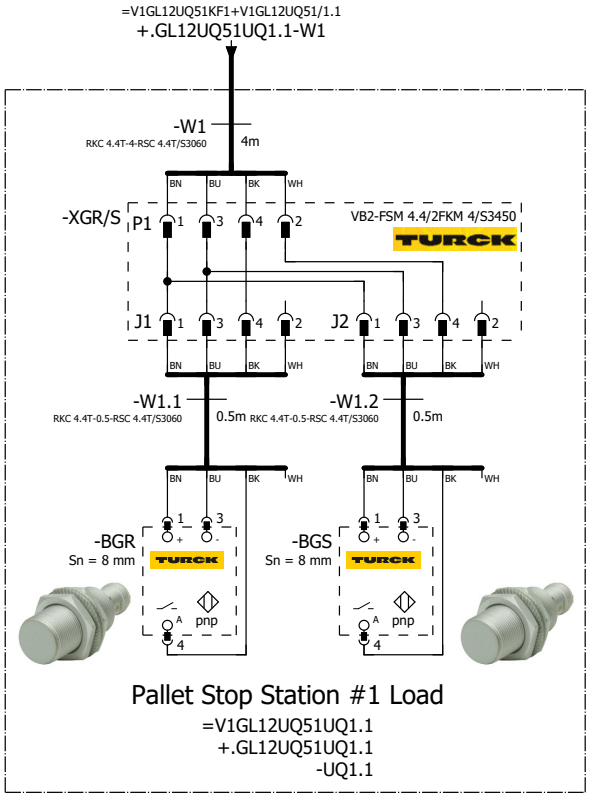

=V1GL12UQ51 -UQ1.1-BGR Pallet Stop Station #1 Load	=V1GL12UQ51 -UQ1.1-BGS Pallet Stop Station #1 Load

=V1GL12UQ51KF1+V1GL12UQ51/4

=V1GL12UQ51UQ2+.GL12UQ51UQ2/1

			Date	9/26/2022	Volvo Trucks North America	Valiant TMS	FESTO DQ CONNECTION QN1	Drawing name: =2V03&EFS-EL	= V1GL12UQ51UQ1	
			Ed.	MKLEPADLO					+ V1GL12UQ51UQ1	
			Appr		P6700 Underbody Floor Skin - Cell 2V03	Scale 1:1		Document type: EFS	Project nr: 22-16151	Page 1
Modification	Date	Name	Original		Replacement of	Replaced by				1721

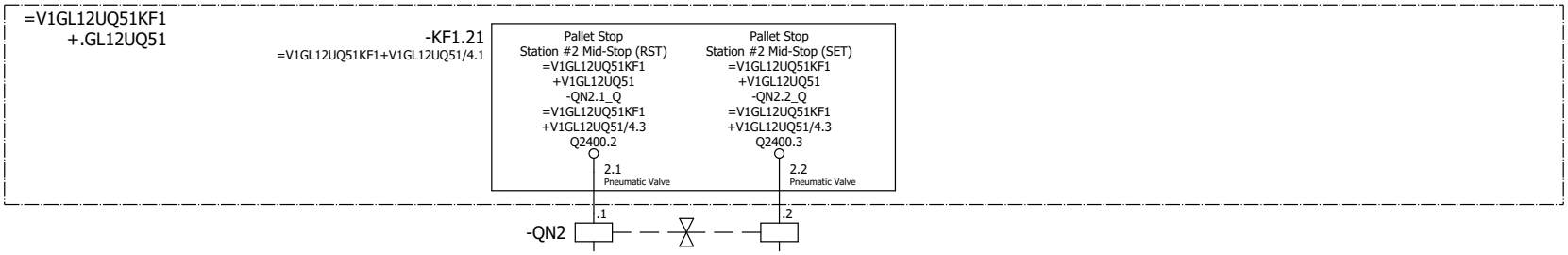

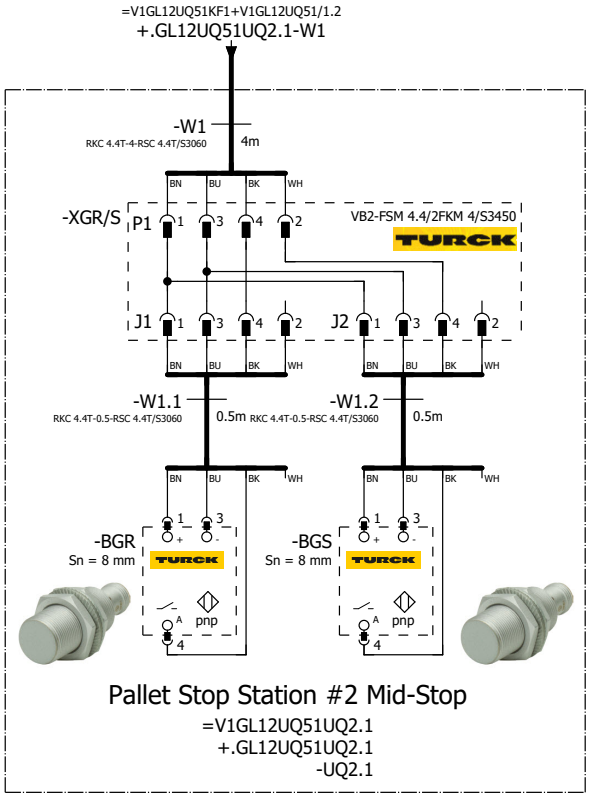

=V1GL12UQ51 -UQ2.1-BGR Pallet Stop Station #2 Mid-Stop	=V1GL12UQ51 -UQ2.1-BGS Pallet Stop Station #2 Mid-Stop

=V1GL12UQ51UQ1+.GL12UQ51UQ1/1

=V1GL12UQ51UQ6+.GL12UQ51UQ6/1

			Date	9/26/2022	Volvo Trucks North America		Valiant TMS	FESTO DQ CONNECTION QN2	Drawing name: =2V03&EFS-EL	= V1GL12UQ51UQ2	
			Ed.	MKLEPADLO						+ V1GL12UQ51UQ2	
			Appr		P6700 Underbody Floor Skin - Cell 2V03		Scale 1:1		Document type: EFS	Project nr: 22-16151	Page 1
Modification	Date	Name	Original		Replacement of	Replaced by					1721

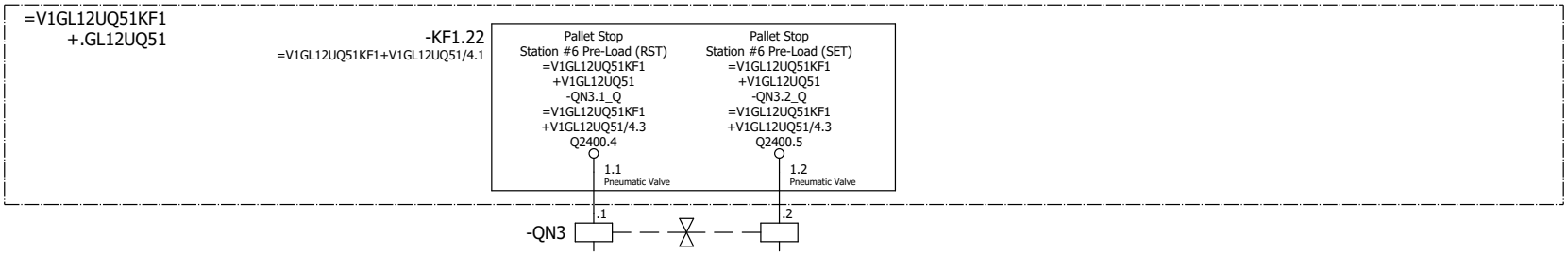

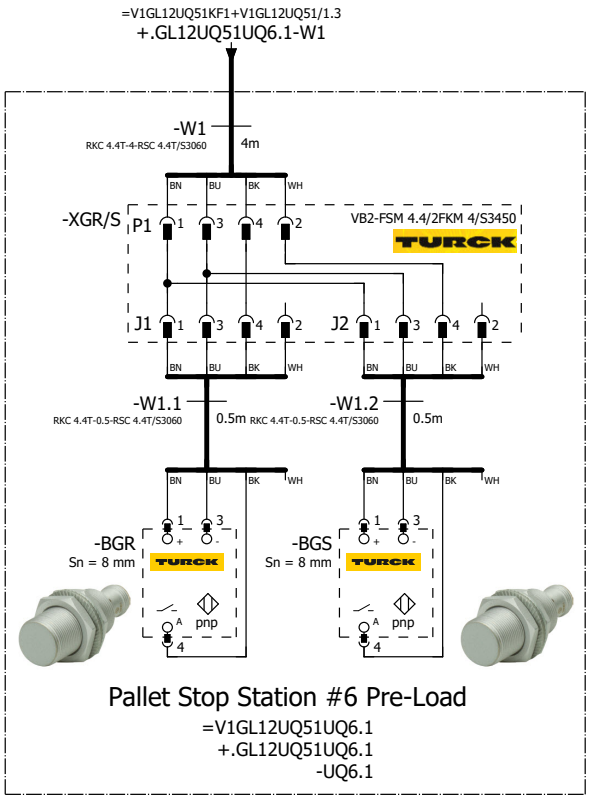

=V1GL12UQ51 -UQ6.1-BGR Pallet Stop Station #6 Pre-Load	=V1GL12UQ51 -UQ6.1-BGS Pallet Stop Station #6 Pre-Load

=V1GL12UQ51UQ2+.GL12UQ51UQ2/1

=V1KF1+.UC11/1

			Date	10/26/2022	Volvo Trucks North America	Valiant TMS	FESTO DQ CONNECTION QN3	Drawing name: =2V03&EFS-EL	= V1GL12UQ51UQ6	
			Ed.	MKLEPADLO					+ V1GL12UQ51UQ6	
			Appr		P6700 Underbody Floor Skin - Cell 2V03	Scale 1:1		Document type: EFS	Project nr: 22-16151	Page 1
Modification	Date	Name	Original		Replacement of / Replaced by					1721

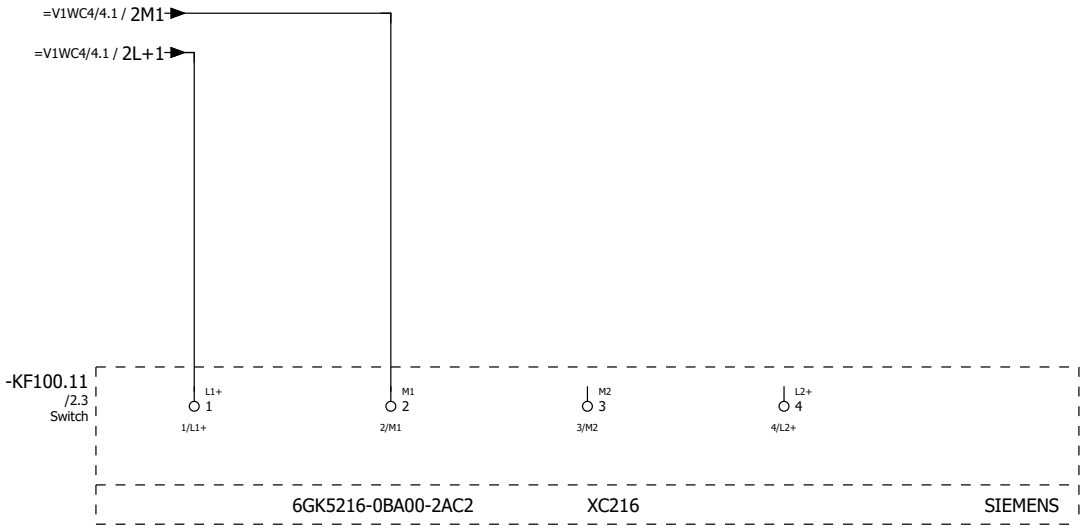

=V1GL12UQ51UQ6+.GL12UQ51UQ6/1 2

			Date	9/23/2022	Volvo Trucks North America		Valiant TMS	Switch, Scalance XC216	Drawing name: =2V03&EFS-EL	= V1KF1	
			Ed.	MKLEPADLO						+ V1UC11	
			Appr		P6700 Underbody Floor Skin - Cell 2V03				Document type: EFS	Project nr: 22-16151	Page 1
Modification	Date	Name	Original		Replacement of	Replaced by	Scale 1:1				1721

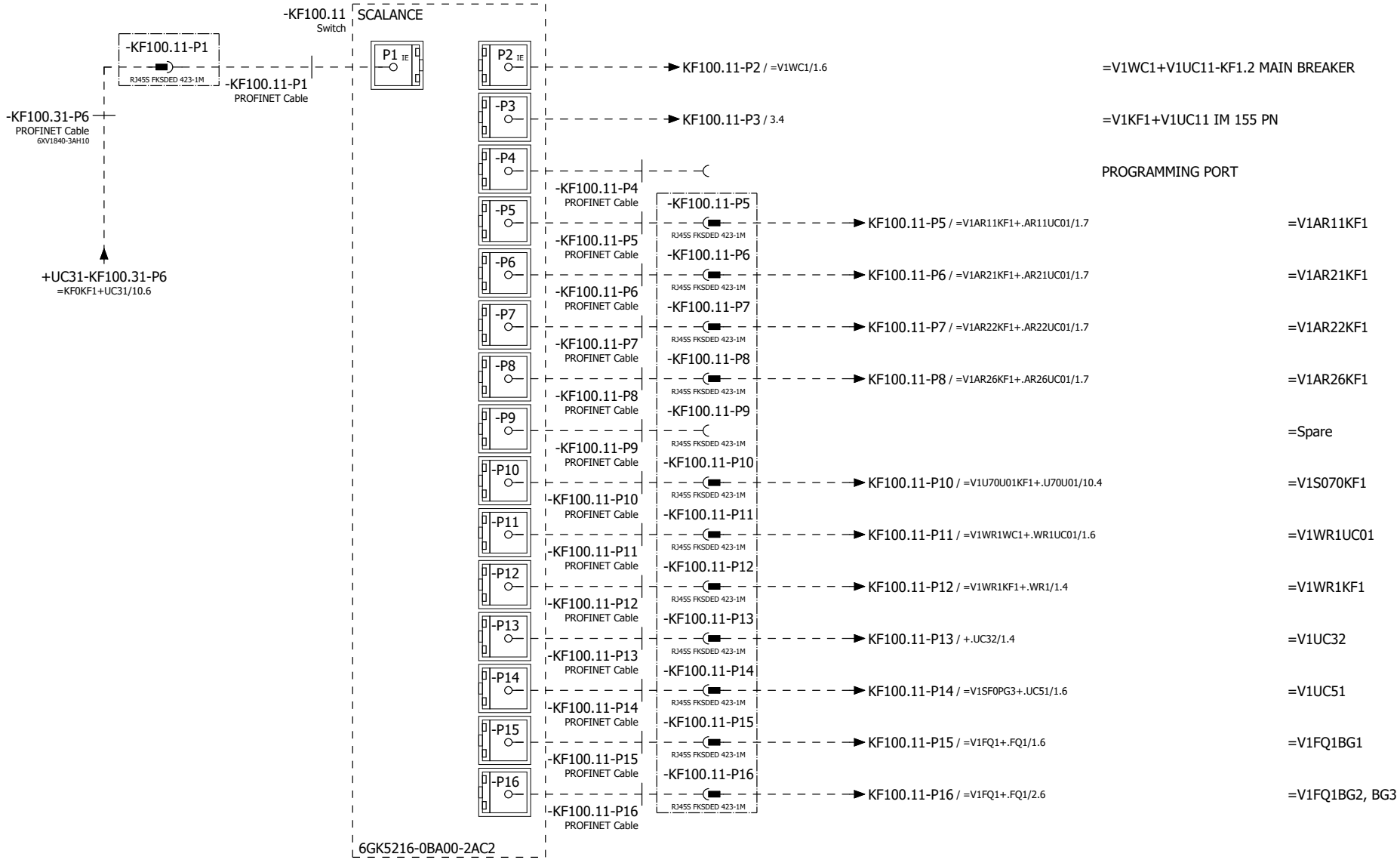

			Date	12/2/2022	Volvo Trucks North America		Valiant TMS	Network Overview	Drawing name: =2V03&EFS-EL	= V1KF1	
			Ed.	MKLEPADLO						+ V1UC11	
			Appr		P6700 Underbody Floor Skin - Cell 2V03				Document type: EFS	Project nr: 22-16151	Page 2
Modification	Date	Name	Original		Replacement of	Replaced by	Scale 1:1				1721



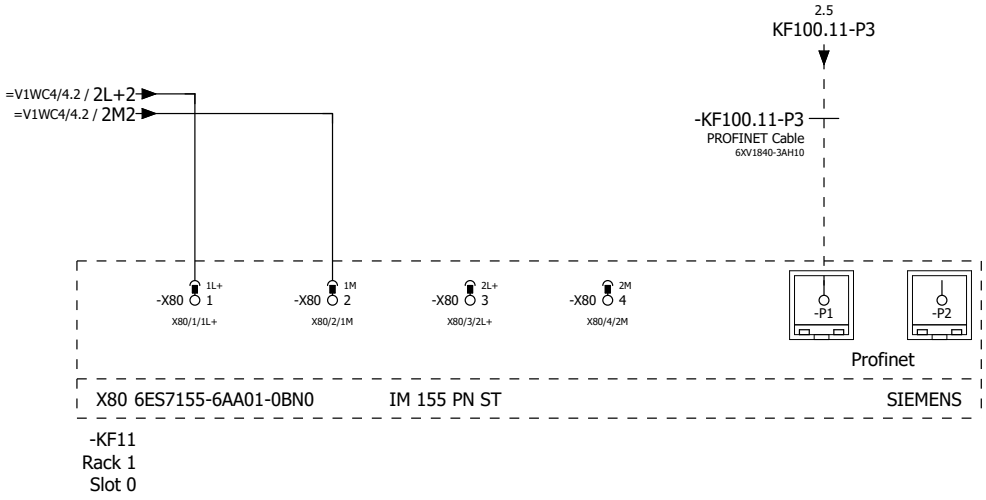

2 4

			Date	9/23/2022	Volvo Trucks North America		Valiant TMS	IM 155 PN	Drawing name: =2V03&EFS-EL	= V1KF1
			Ed.	MKLEPADLO						+ V1UC11
			Appr		P6700 Underbody Floor Skin - Cell 2V03				Document type: EFS	Project nr: 22-16151
Modification	Date	Name	Original		Replacement of	Replaced by	Scale 1:1			Page 3 / 1721

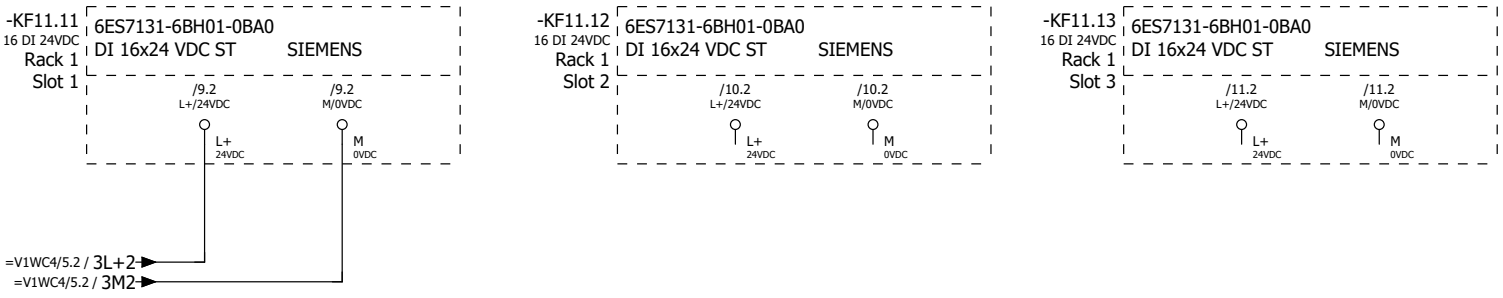

			Date	9/23/2022	Volvo Trucks North America	Valiant TMS	ET200S Wiring DI	Drawing name: =2V03&EFS-EL	= V1KF1	
			Ed.	MKLEPADLO					+ V1UC11	
			Appr		P6700 Underbody Floor Skin - Cell 2V03			Document type: EFS	Project nr: 22-16151	Page 4
Modification	Date	Name	Original		Replacement of / Replaced by	Scale 1:1				1721

-KF11.14
16 DI 24VDC
Rack 1
Slot 4

6ES7131-6BH01-0BA0
DI 16x24 VDC ST SIEMENS

/12.2
L+/24VDC
L+
24VDC

/12.2
M/0VDC
M
0VDC

			Date	9/23/2022	Volvo Trucks North America		Valiant TMS	ET200S Wiring DI	Drawing name: =2V03&EFS-EL	= V1KF1	
			Ed.	MKLEPADLO						+ V1UC11	
			Appr		P6700 Underbody Floor Skin - Cell 2V03				Document type: EFS	Project nr: 22-16151	Page 5
Modification	Date	Name	Original		Replacement of	Replaced by	Scale 1:1				1721

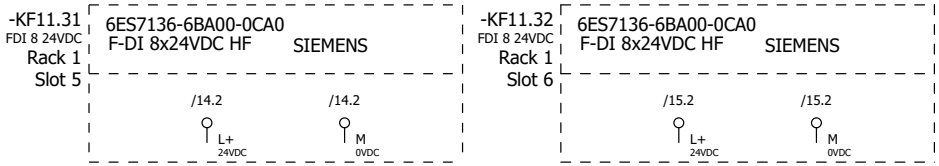

			Date	9/23/2022	Volvo Trucks North America		Valiant TMS	ET200S Wiring F-DI	Drawing name: =2V03&EFS-EL	= V1KF1
			Ed.	MKLEPADLO						+ V1UC11
			Appr		P6700 Underbody Floor Skin - Cell 2V03		Scale 1:1		Document type: EFS	Project nr: 22-16151
Modification	Date	Name	Original		Replacement of	Replaced by				Page 6 / 1721

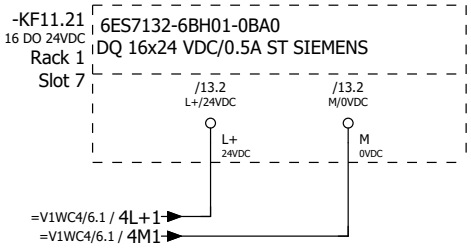

			Date	9/23/2022	Volvo Trucks North America		Valiant TMS	ET200S Wiring DQ	Drawing name: =2V03&EFS-EL	= V1KF1	
			Ed.	MKLEPADLO						+ V1UC11	
			Appr		P6700 Underbody Floor Skin - Cell 2V03				Document type: EFS	Project nr: 22-16151	Page 7
Modification	Date	Name	Original		Replacement of	Replaced by	Scale 1:1				1721

-KF11.41
=V1FQ1/1.0
=V1FQ1/2.0
=V1FQ1/3.0
=V1FQ1/4.0
/16.1
FDO 4 24VDC
Rack 1
Slot 8

6ES7136-6DB00-0CA0 + BU15-P16+A0+2B F-DQ 4X24VDC/2A PM HF SIEMENS

/16.2 L+ 24VDC

/16.2 M 0VDC

-KF11.42
/17.1
FDO 4 24VDC
Rack 1
Slot 9

6ES7136-6DB00-0CA0 + BU15-P16+A0+2B F-DQ 4X24VDC/2A PM HF SIEMENS

/17.2 L+ 24VDC

/17.2 M 0VDC

7

9

			Date	9/23/2022	Volvo Trucks North America		Valiant TMS	ET200S Wiring F-DQ	Drawing name: =2V03&EFS-EL	= V1KF1
			Ed.	MKLEPADLO						+ V1UC11
			Appr		P6700 Underbody Floor Skin - Cell 2V03		Scale 1:1		Document type: EFS	Project nr: 22-16151
Modification	Date	Name	Original		Replacement of	Replaced by				Page 8 / 1721

-KF11.11
/4.0

ET 200SP SIEMENS
DI 16x24 VDC ST

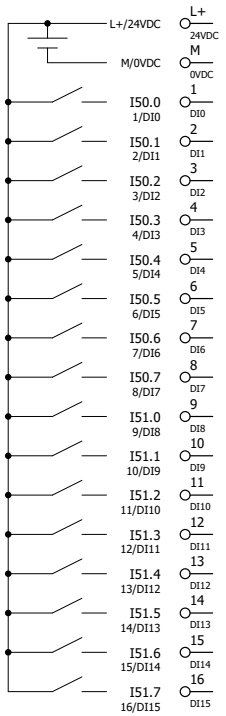

/4.1
/4.2

=V1WC2/41.2	I50.0	SPARE
=V1WC2/41.3	=V1UC11-FC1	Monitoring 480 VAC
=V1WC4/1.4	=V1WC4+V1UC11-TA1_I	Monitoring 24VDC
=V1WC4/11.4	=V1WC4+V1UC11-TA2_I	Monitoring 24VDC
=V1WC4/1.0	=V1WC4+V1UC11-FC11_I	Monitoring 24VDC
=V1WC4/11.0	=V1WC4+V1UC11-FC12_I	Monitoring 24VDC
=V1WC2/41.7	I50.6	SPARE
=V1WC2/41.8	I50.7	SPARE
=V1WC2/41.2	I51.0	SPARE
=V1WC2/41.3	I51.1	SPARE
=V1WC2/41.4	I51.2	SPARE
=V1WC2/41.4	I51.3	SPARE
=V1WC2/41.5	I51.4	SPARE
=V1WC2/41.6	I51.5	SPARE
=V1WC2/41.7	I51.6	SPARE
=V1WC2/41.8	I51.7	SPARE

6ES7131-6BH01-0BA0

8 10

			Date	9/21/2022	Volvo Trucks North America		Valiant TMS	ET200S DI Overview KF11.11	Drawing name: =2V03&EFS-EL	= V1KF1
			Ed.	MKLEPADLO						+ V1UC11
			Appr		P6700 Underbody Floor Skin - Cell 2V03				Document type: EFS	Project nr: 22-16151
Modification	Date	Name	Original		Replacement of	Replaced by	Scale 1:1			Page 9 / 1721

-KF11.12
/4.3

ET 200SP SIEMENS
DI 16x24 VDC ST

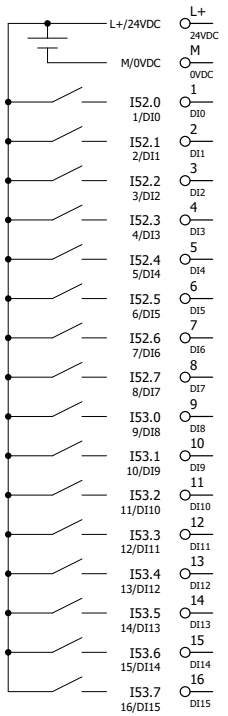

/4.3			
/4.4			
=V1WC2/42.2	=V1WR1-FC1	Monitoring 480 VAC	
=V1WC2/42.3	=V2WR1-FC1	Monitoring 480 VAC	
=V1WC2/42.4	=V1AR11-FC1	Monitoring 480 VAC	
=V1WC2/42.4	=V1AR12-FC1	Monitoring 480 VAC	
=V1WC2/42.5	=V1AR13-FC1	Monitoring 480 VAC	
=V1WC2/42.6	=V1AR21-FC1	Monitoring 480 VAC	
=V1WC2/42.7	=V1AR22-FC1	Monitoring 480 VAC	
=V1WC2/42.8	=V1AR23-FC1	Monitoring 480 VAC	
=V1WC2/42.2	=V1AR24-FC1	Monitoring 480 VAC	
=V1WC2/42.3	=V1AR25-FC1	Monitoring 480 VAC	
=V1WC2/42.4	=V1AR26-FC1	Monitoring 480 VAC	
=V1WC2/42.4	=V2AR181-FC1	Monitoring 480 VAC	
=V1WC2/42.5	=V2AR181XQ91-FC1	Monitoring 480 VAC	
=V1WC2/42.6	=V2AR181XQ92-FC1	Monitoring 480 VAC	
=V1WC2/42.7	=V2FUME-FC1	Monitoring 480 VAC	
=V1WC2/42.8	=V2LB1NB1-FC1	Monitoring 480 VAC	

6ES7131-6BH01-0BA0

-KF11.13
/4.5

ET 200SP SIEMENS
DI 16x24 VDC ST

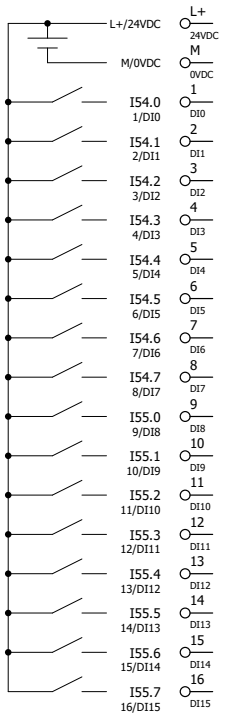

6ES7131-6BH01-0BA0

/4.6			
/4.7			
=V1WC2/43.2	I54.0	SPARE	
=V1WC2/43.3	I54.1	SPARE	
=V1WC2/43.4	I54.2	SPARE	
=V1WC2/43.4	I54.3	SPARE	
=V1WC2/43.5	I54.4	SPARE	
=V1WC2/43.6	I54.5	SPARE	
=V1WC2/43.7	I54.6	SPARE	
=V1WC2/43.8	I54.7	SPARE	
=V1WC3/5.2	=V1WC3+V1UC11-FC2	Monitoring 120 VAC	
=V1WC3/5.3	=V1WC3+V1UC11-FC3	Monitoring 120 VAC	
=V1WC3/5.4	=V1WC3+V1UC11-FC4	Monitoring 120 VAC	
=V1WC3/5.4	=V1WC3+V1UC11-FC6	Monitoring 120 VAC	
=V1WC3/5.5	=V1WC3+V1UC11-FC7	Monitoring 120 VAC	
=V1WC3/5.6	=V1WC3+V1UC11-FC8	Monitoring 120 VAC	
=V1WC3/5.7	=V1WC3+V1UC11-FC9	Monitoring 120 VAC	
=V1WC3/5.8	=V1WC3+V1UC11-FC10	Monitoring 120 VAC	

10 12

			Date	9/21/2022	Volvo Trucks North America	Valiant TMS	ET200S DI Overview KF11.13	Drawing name: =2V03&EFS-EL	= V1KF1	
			Ed.	MKLEPADLO					+ V1UC11	
			Appr		P6700 Underbody Floor Skin - Cell 2V03	Scale 1:1		Document type: EFS	Project nr: 22-16151	Page 11
Modification	Date	Name	Original		Replacement of	Replaced by				1721

-KF11.14
/5.0

ET 200SP SIEMENS
DI 16x24 VDC ST

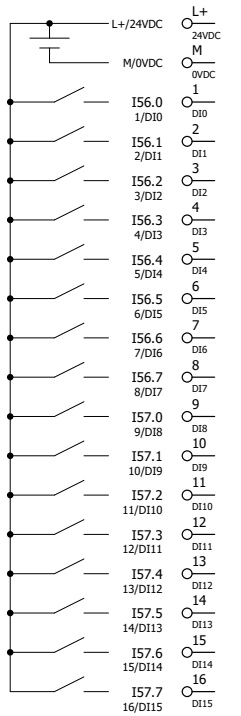

/5.1		
/5.2		
=V1FQ1/1.8	-KF11.51RQ	Monitoring Safety contactors 11.1L+
=V1FQ1/2.8	-KF11.52RQ	Monitoring Safety contactors 12.1L+
=V1FQ1/3.8	-KF11.53RQ	Monitoring Safety contactors 13.1L+
=V1FQ1/4.8	-KF11.54RQ	Monitoring Safety contactors 14.1L+
=V1SF0SF1+.UC71/1.1	=V1SF0SF1+V1UC71-SF1.1	S070 Operator Run Button 1
	I56.5	Spare
=KH0+KH0/1.6	=KH0-BP1_I	Monitoring Main AIR On
=KH0+KH0/2.6	=KH0-BP2_I	Monitoring S070 Turntable AIR On
=V1WC3/5.2	=V1WC3+V1UC11-FC11	Monitoring 120 VAC
=V1WC3/5.3	=V1WC3+V1UC11-FC13	Monitoring 120 VAC
=V1WC3/5.4	=V1WC3+V1UC11-FC14	Monitoring 120 VAC
=KH3+KH3/1.6	=KH3-BF1_I	Monitoring Main Water Filter Dirty
=KH3+KH3/2.6	=KH3-BF2_I	Monitoring Main Water On
=V1WC3/5.6	=V1WC3+V1UC11-FC15	Monitoring 120 VAC
=V1WC3/5.7	=V1WC3+V1UC11-FC16	Monitoring 120 VAC
	I57.7	Spare

6ES7131-6BH01-0BA0

11 13

			Date	11/29/2022	Volvo Trucks North America	Valiant TMS	ET200S DI Overview KF11.14	Drawing name: =2V03&EFS-EL	= V1KF1	
			Ed.	KMAFFRE					+ V1UC11	
			Appr		P6700 Underbody Floor Skin - Cell 2V03			Document type: EFS	Project nr: 22-16151	Page 12
Modification	Date	Name	Original		Replacement of / Replaced by	Scale 1:1				1721

-KF11.21
/7.1
16 DO 24VDC

ET 200SP SIEMENS
DQ 16x24 VDC/0.5A ST

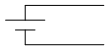

L+/24VDC	L+ 24VDC	/7.1		
M/0VDC	M 0VDC	/7.2		
Q50.0 1/DQ0	1 DQ0	=V1PZ1PF1+.UC61/1.3	=V1PZ1PF1+UC61-PF1_1	S070 Indication column Blue
Q50.1 2/DQ1	2 DQ1	=V1PZ1PF1+.UC61/1.4	=V1PZ1PF1+UC61-PF1_2	S070 Indication column Green
Q50.2 3/DQ2	3 DQ2	=V1PZ1PF1+.UC61/1.4	=V1PZ1PF1+UC61-PF1_3	S070 Indication column Yellow
Q50.3 4/DQ3	4 DQ3	=V1PZ1PF1+.UC61/1.5	=V1PZ1PF1+UC61-PF1_4	S070 Indication column Red
Q50.4 5/DQ4	5 DQ4	=V1PZ1PF1+.UC61/1.6	=V1PZ1PF1+UC61-PF1_5	S070 Indication column Siren
Q50.5 6/DQ5	6 DQ5		Q50.5	Spare
Q50.6 7/DQ6	7 DQ6		Q50.6	Spare
Q50.7 8/DQ7	8 DQ7		Q50.7	Spare
Q51.0 9/DQ8	9 DQ8		Q51.0	Spare
Q51.1 10/DQ9	10 DQ9		Q51.1	Spare
Q51.2 11/DQ10	11 DQ10		Q51.2	Spare
Q51.3 12/DQ11	12 DQ11		Q51.3	Spare
Q51.4 13/DQ12	13 DQ12		Q51.4	Spare
Q51.5 14/DQ13	14 DQ13		Q51.5	Spare
Q51.6 15/DQ14	15 DQ14		Q51.6	Spare
Q51.7 16/DQ15	16 DQ15		Q51.7	Spare

6ES7132-6BH01-0BA0

12 14

			Date	9/21/2022	Volvo Trucks North America		Valiant TMS	ET200S DQ Overview KF11.21	Drawing name: =2V03&EFS-EL	= V1KF1
			Ed.	MKLEPADLO						+ V1UC11
			Appr		P6700 Underbody Floor Skin - Cell 2V03				Document type: EFS	Project nr: 22-16151
Modification	Date	Name	Original		Replacement of	Replaced by	Scale 1:1			Page 13 / 1721

-KF11.31
/6.0

ET 200SP SIEMENS
F-DI 8x24VDC HF

	L+ 24VDC	/6.1			
	M 0VDC	/6.2			
I5050.0	1 DI0	=V1SF0SF1+.UC71/1.5	=V1SF0SF1+V1UC71-SF1.4	S070 Operator Emergency Stop 1 Ch1	
	9 VS0	=V1SF0SF1+.UC71/1.5			
I5050.1	2 DI1	=V1FQ1+.FQ1/6.3	=V1WR1FQ1-BR11.1	S070 Light Curtain 1 & 2 Ch1	
	10 VS1	=V1FQ1+.FQ1/6.3			
I5050.2	3 DI2	=V1FQ1+.FQ1/7.3	=V1WR1FQ1-BR13.1	S070 Light Curtain 3 Ch1	
	11 VS2	=V1FQ1+.FQ1/7.3			
I5050.3	4 DI3	=V1U70FQ1+.U70/1.3	=V1FQ1-BG01	S070 Lift Assist Clear Ch1	
	12 VS3	=V1U70FQ1+.U70/1.3			
I5050.4	5 DI4	=V1SF0SF1+.UC71/1.6	=V1SF0SF1+V1UC71-SF1.6	S070 Operator Emergency Stop 1 Ch2	
	13 VS4	=V1SF0SF1+.UC71/1.6			
I5050.5	6 DI5	=V1FQ1+.FQ1/6.4	=V1WR1FQ1-BR11.2	S070 Light Curtain 1 & 2 Ch2	
	14 VS5	=V1FQ1+.FQ1/6.5			
I5050.6	7 DI6	=V1FQ1+.FQ1/7.4	=V1WR1FQ1-BR13.2	S070 Light Curtain 3 Ch2	
	15 VS6	=V1FQ1+.FQ1/7.5			
I5050.7	8 DI7	=V1U70FQ1+.U70/1.4	=V1FQ1-BG01	S070 Lift Assist Clear Ch2	
	16 VS7	=V1U70FQ1+.U70/1.5			

6ES7136-6BA00-0CA0

13 15

			Date	9/26/2022	Volvo Trucks North America	Valiant TMS	ET200S F-DI Overview KF11.31	Drawing name: =2V03&EFS-EL	= V1KF1	
			Ed.	MKLEPADLO					+ V1UC11	
			Appr		P6700 Underbody Floor Skin - Cell 2V03	Scale 1:1		Document type: EFS	Project nr: 22-16151	Page 14
Modification	Date	Name	Original		Replacement of / Replaced by					1721

-KF11.32
/6.3

ET 200SP SIEMENS
F-DI 8x24VDC HF

	L+ 24VDC	/6.3		
	M 0VDC	/6.4		
I5056.0	1 DI0	=V1FQ1+.FQ1/12.3	=V1FQ1-BR18.1	S070-LR2 Light Curtain 1 Ch1
	9 VS0	=V1FQ1+.FQ1/12.3		
I5056.1	2 DI1	=V1FQ1+.FQ1/13.3	=V1FQ1-BR19.1	S070-LR2 Light Curtain 2 Ch1
	10 VS1	=V1FQ1+.FQ1/13.3		
I5056.2	3 DI2	=V1FQ1+.FQ1/14.3	=V1FQ1-BR20.1	S070-LR2 Light Curtain 3 Ch1
	11 VS2	=V1FQ1+.FQ1/14.3		
I5056.3	4 DI3	=V1FQ1+.FQ1/15.3	=V1FQ1-BR21.1	S070-LR2 Light Curtain 4 Ch1
	12 VS3	=V1FQ1+.FQ1/15.3		
I5056.4	5 DI4	=V1FQ1+.FQ1/12.4	=V1FQ1-BR18.2	S070-LR2 Light Curtain 1 Ch2
	13 VS4	=V1FQ1+.FQ1/12.5		
I5056.5	6 DI5	=V1FQ1+.FQ1/13.4	=V1FQ1-BR19.2	S070-LR2 Light Curtain 2 Ch2
	14 VS5	=V1FQ1+.FQ1/13.5		
I5056.6	7 DI6	=V1FQ1+.FQ1/14.4	=V1FQ1-BR20.2	S070-LR2 Light Curtain 3 Ch2
	15 VS6	=V1FQ1+.FQ1/14.5		
I5056.7	8 DI7	=V1FQ1+.FQ1/15.4	=V1FQ1-BR21.2	S070-LR2 Light Curtain 4 Ch2
	16 VS7	=V1FQ1+.FQ1/15.5		

6ES7136-6BA00-0CA0

			Date	9/21/2022	Volvo Trucks North America		Valiant TMS	ET200S F-DI Overview KF11.32	Drawing name: =2V03&EFS-EL	= V1KF1	
			Ed.	MKLEPADLO						+ V1UC11	
			Appr		P6700 Underbody Floor Skin - Cell 2V03		Scale 1:1		Document type: EFS	Project nr: 22-16151	Page 15
Modification	Date	Name	Original		Replacement of	Replaced by					1721

-KF11.41
/8.0

ET 200SP SIEMENS
F-DQ 4X24VDC/2A PM HF

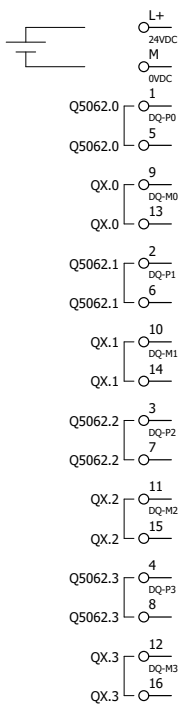

/8.1		
/8.2		
=V1FQ1/1.1	-KF11.51	Switched Power 1 11.1L+
=V1FQ1/1.1		
=V1FQ1/2.1	-KF11.52	Switched Power 2 12.1L+
=V1FQ1/2.1		
=V1FQ1/3.1	-KF11.53	Switched Power 3 13.1L+
=V1FQ1/3.1		
=V1FQ1/4.1	-KF11.54	Switched Power 4 14.1L+
=V1FQ1/4.1		

6ES7136-6DB00-0CA0 + BU15-P16+A0+2B

15 17

			Date	9/21/2022	Volvo Trucks North America	Valiant TMS	ET200S F-DQ Overview KF11.41	Drawing name: =2V03&EFS-EL	= V1KF1	
			Ed.	MKLEPADLO					+ V1UC11	
			Appr		P6700 Underbody Floor Skin - Cell 2V03			Document type: EFS	Project nr: 22-16151	Page 16
Modification	Date	Name	Original		Replacement of / Replaced by	Scale 1:1				1721

-KF11.42
/8.5

ET 200SP SIEMENS
F-DQ 4X24VDC/2A PM HF

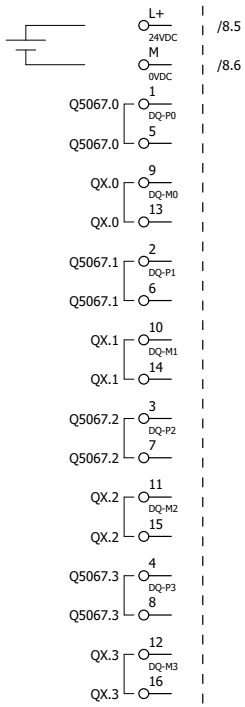

Q5067.0	Spare
Q5067.1	Spare
Q5067.2	Spare
Q5067.3	Spare

6ES7136-6DB00-0CA0 + BU15-P16+A0+2B

16 18

			Date	9/21/2022	Volvo Trucks North America		Valiant TMS	ET200S F-DQ Overview KF11.42	Drawing name: =2V03&EFS-EL	= V1KF1	
			Ed.	MKLEPADLO						+ V1UC11	
			Appr		P6700 Underbody Floor Skin - Cell 2V03		Scale 1:1		Document type: EFS	Project nr: 22-16151	Page 17
Modification	Date	Name	Original		Replacement of	Replaced by					1721

-KF11.51
=V1FQ1/1.2
=V1WC4/12.1

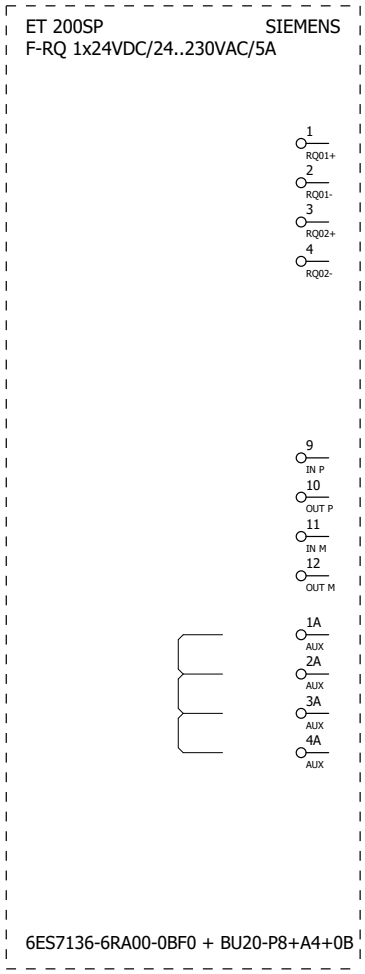

=V1WC4/12.2	11L+
=V1WC4/12.2	11.1L+
=V1WC4/12.3	11L+
=V1WC4/12.4	11.1L+
=V1FQ1/1.3	Switched Power 1 11.1L+P
=V1FQ1/1.4	SPARE
=V1FQ1/1.4	Switched Power 1 11.1L+M
=V1FQ1/1.5	SPARE

-KF11.52
=V1FQ1/2.2
=V1WC4/13.1

ET 200SP SIEMENS
F-RQ 1x24VDC/24..230VAC/5A

1 RQ01+	=V1WC4/13.2	12L+
2 RQ01-	=V1WC4/13.2	12.1L+
3 RQ02+	=V1WC4/13.3	12L+
4 RQ02-	=V1WC4/13.4	12.1L+
9 IN P	=V1FQ1/2.3	Switched Power 2 12.1L+P
10 OUT P	=V1FQ1/2.4	SPARE
11 IN M	=V1FQ1/2.4	Switched Power 2 12.1L+M
12 OUT M	=V1FQ1/2.5	SPARE
1A AUX		
2A AUX		
3A AUX		
4A AUX		

6ES7136-6RA00-0BF0 + BU20-P8+A4+0B

18 20

			Date	9/21/2022	Volvo Trucks North America	Valiant TMS	ET200S F-RQ Overview KF11.52	Drawing name: =2V03&EFS-EL	= V1KF1	
			Ed.	MKLEPADLO					+ V1UC11	
			Appr		P6700 Underbody Floor Skin - Cell 2V03	Scale 1:1		Document type: EFS	Project nr: 22-16151	Page 19
Modification	Date	Name	Original		Replacement of	Replaced by				1721

-KF11.53
=V1FQ1/3.2
=V1WC4/14.1

ET 200SP SIEMENS
F-RQ 1x24VDC/24..230VAC/5A

1 RQ01+	=V1WC4/14.2	13L+
2 RQ01-	=V1WC4/14.2	13.1L+
3 RQ02+	=V1WC4/14.3	13L+
4 RQ02-	=V1WC4/14.4	13.1L+
9 IN P	=V1FQ1/3.3	Switched Power 3 13.1L+P
10 OUT P	=V1FQ1/3.4	SPARE
11 IN M	=V1FQ1/3.4	Switched Power 3 13.1L+M
12 OUT M	=V1FQ1/3.5	SPARE

1A AUX
2A AUX
3A AUX
4A AUX

6ES7136-6RA00-0BF0 + BU20-P8+A4+0B

19 21

			Date	9/21/2022	Volvo Trucks North America	Valiant TMS	ET200S F-RQ Overview KF11.53	Drawing name: =2V03&EFS-EL	= V1KF1	
			Ed.	MKLEPADLO					+ V1UC11	
			Appr		P6700 Underbody Floor Skin - Cell 2V03			Document type: EFS	Project nr: 22-16151	Page 20
Modification	Date	Name	Original		Replacement of / Replaced by	Scale 1:1				1721

-KF11.54
=V1FQ1/4.2
=V1WC4/15.1

ET 200SP SIEMENS
F-RQ 1x24VDC/24..230VAC/5A

1 RQ01+	=V1WC4/15.2	14L+
2 RQ01-	=V1WC4/15.2	14.1L+
3 RQ02+	=V1WC4/15.3	14L+
4 RQ02-	=V1WC4/15.4	14.1L+
9 IN P	=V1FQ1/4.3	Switched Power 4 14.1L+P
10 OUT P	=V1FQ1/4.4	SPARE
11 IN M	=V1FQ1/4.4	Switched Power 4 14.1L+M
12 OUT M	=V1FQ1/4.5	SPARE
1A AUX		
2A AUX		
3A AUX		
4A AUX		

6ES7136-6RA00-0BF0 + BU20-P8+A4+0B

			Date	9/21/2022	Volvo Trucks North America	Valiant TMS	ET200S F-RQ Overview KF11.54	Drawing name: =2V03&EFS-EL	= V1KF1
			Ed.	MKLEPADLO					+ V1UC11
			Appr		P6700 Underbody Floor Skin - Cell 2V03			Document type: EFS	Project nr: 22-16151
Modification	Date	Name	Original		Replacement of / Replaced by	Scale 1:1			Page 21 / 1721

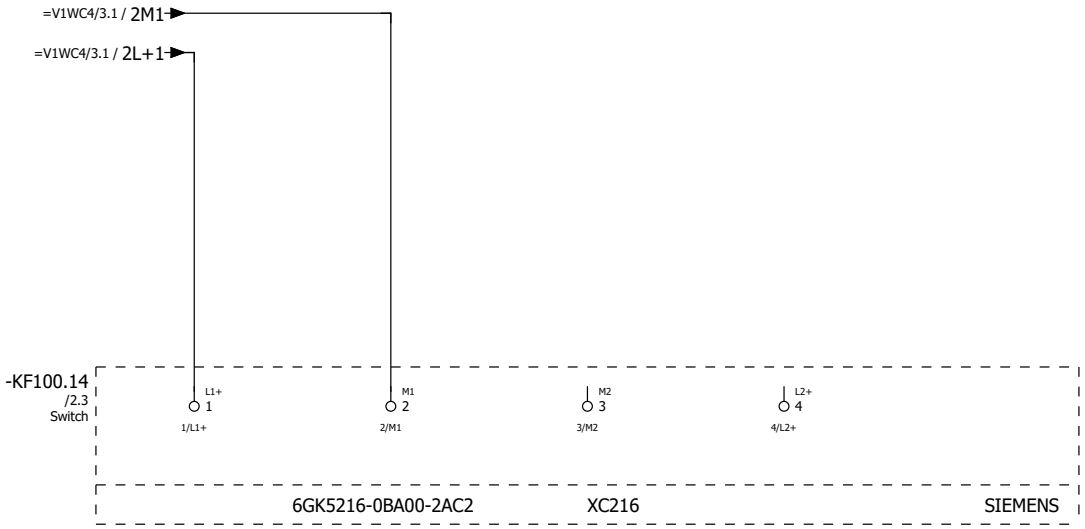

+.UC11/21

2

			Date	9/23/2022	Volvo Trucks North America		Valiant TMS	Switch, Scalance XC216	Drawing name: =2V03&EFS-EL	= V1KF1
			Ed.	MKLEPADLO						+ V1UC14
			Appr		P6700 Underbody Floor Skin - Cell 2V03				Document type: EFS	Project nr: 22-16151
Modification	Date	Name	Original		Replacement of	Replaced by	Scale 1:1			Page 1 / 1721

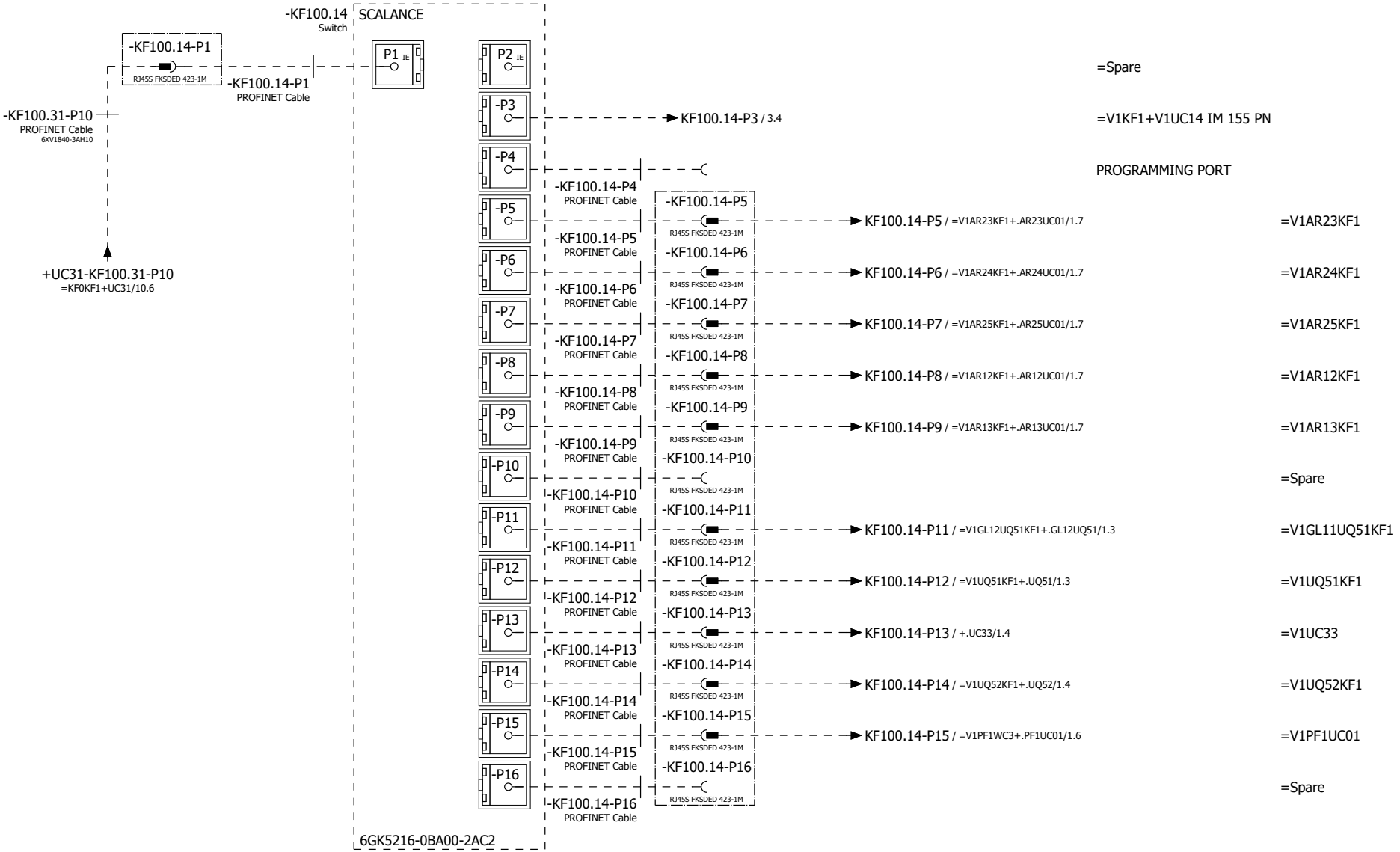

			Date	12/2/2022	Volvo Trucks North America		Valiant TMS	Network Overview	Drawing name: =2V03&EFS-EL	= V1KF1	
			Ed.	MKLEPADLO						+ V1UC14	
			Appr		P6700 Underbody Floor Skin - Cell 2V03				Document type: EFS	Project nr: 22-16151	Page 2
Modification	Date	Name	Original		Replacement of	Replaced by	Scale 1:1				1721



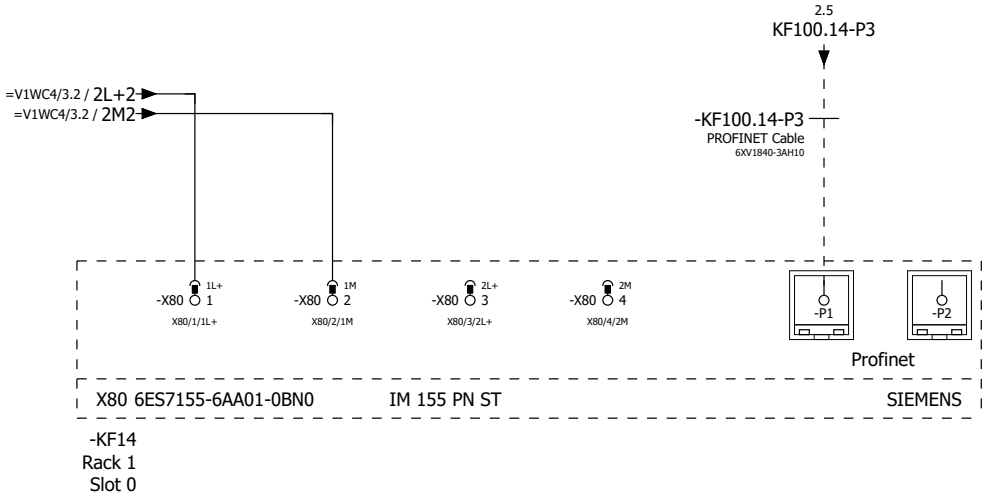

2 4

			Date	9/23/2022	Volvo Trucks North America		Valiant TMS	IM 155 PN	Drawing name: =2V03&EFS-EL	= V1KF1
			Ed.	MKLEPADLO						+ V1UC14
			Appr		P6700 Underbody Floor Skin - Cell 2V03				Document type: EFS	Project nr: 22-16151
Modification	Date	Name	Original		Replacement of	Replaced by	Scale 1:1			Page 3 / 1721

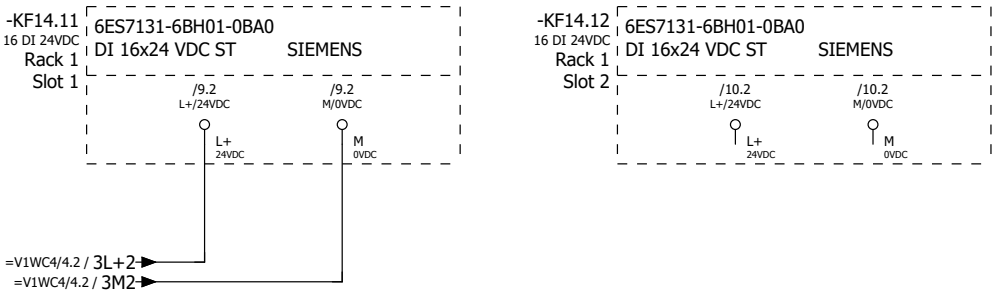

			Date	9/23/2022	Volvo Trucks North America		Valiant TMS	ET200S Wiring DI	Drawing name: =2V03&EFS-EL	= V1KF1	
			Ed.	MKLEPADLO						+ V1UC14	
			Appr		P6700 Underbody Floor Skin - Cell 2V03				Document type: EFS	Project nr: 22-16151	Page 4
Modification	Date	Name	Original		Replacement of	Replaced by	Scale 1:1				1721

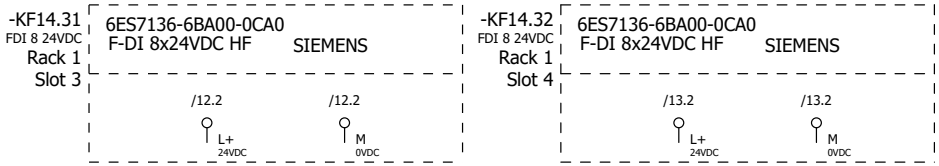

4 7

			Date	9/23/2022	Volvo Trucks North America		Valiant TMS	ET200S Wiring F-DI	Drawing name: =2V03&EFS-EL	= V1KF1	
			Ed.	MKLEPADLO						+ V1UC14	
			Appr		P6700 Underbody Floor Skin - Cell 2V03				Document type: EFS	Project nr: 22-16151	Page 6
Modification	Date	Name	Original		Replacement of	Replaced by	Scale 1:1				1721

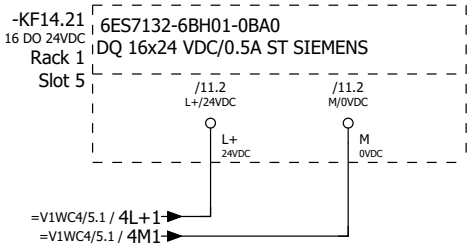

			Date	9/23/2022	Volvo Trucks North America		Valiant TMS	ET200S Wiring DQ	Drawing name: =2V03&EFS-EL	= V1KF1	
			Ed.	MKLEPADLO						+ V1UC14	
			Appr		P6700 Underbody Floor Skin - Cell 2V03				Document type: EFS	Project nr: 22-16151	Page 7
Modification	Date	Name	Original		Replacement of	Replaced by	Scale 1:1				1721

-KF14.41
=V1FQ1/1.0
=V1FQ1/2.0
=V1FQ1/3.0
=V1FQ1/4.0
/14.1
FDO 4 24VDC
Rack 1
Slot 6

6ES7136-6DB00-0CA0 + BU15-P16+A0+2B F-DQ 4X24VDC/2A PM HF SIEMENS

/14.2 L+ 24VDC

/14.2 M 0VDC

-KF14.42
/15.1
FDO 4 24VDC
Rack 1
Slot 7

6ES7136-6DB00-0CA0 + BU15-P16+A0+2B F-DQ 4X24VDC/2A PM HF SIEMENS

/15.2 L+ 24VDC

/15.2 M 0VDC

7 9

			Date	9/23/2022	Volvo Trucks North America	Valiant TMS	ET200S Wiring F-DQ	Drawing name: =2V03&EFS-EL	= V1KF1	
			Ed.	MKLEPADLO					+ V1UC14	
			Appr		P6700 Underbody Floor Skin - Cell 2V03	Scale 1:1		Document type: EFS	Project nr: 22-16151	Page 8
Modification	Date	Name	Original		Replacement of / Replaced by					1721

-KF14.11
/4.0

ET 200SP SIEMENS
DI 16x24 VDC ST

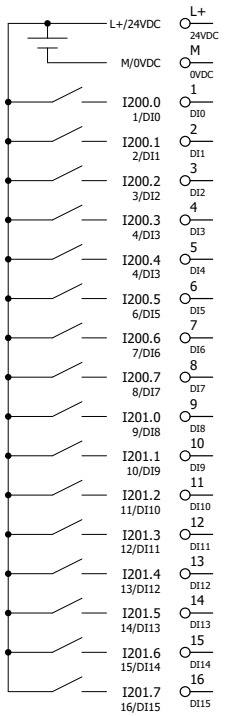

6ES7131-6BH01-0BA0

/4.1			
/4.2			
=V1WC3/2.2	=V1WC3+V1UC14-FC1	Monitoring 120 VAC	
=V1WC3/2.3	=V1WC3+V1UC14-FC2	Monitoring 120 VAC	
=V1WC4/1.4	=V1WC4+V1UC14-TA1_I	Monitoring 24VDC	
	I200.3	Spare	
=V1WC4/1.0	=V1WC4+V1UC14-FC11_I	Monitoring 24VDC	
=V1WC4/11.0	=V1WC4+V1UC14-FC12_I	Monitoring 24VDC	
	I200.6	Spare	
	I200.7	Spare	
	I201.0	Spare	
	I201.1	Spare	
	I201.2	Spare	
	I201.3	Spare	
	I201.4	Spare	
	I201.5	Spare	
	I201.6	Spare	
	I201.7	Spare	

8 10

			Date	9/21/2022	Volvo Trucks North America		Valiant TMS	ET200S DI Overview KF14.11	Drawing name: =2V03&EFS-EL	= V1KF1	
			Ed.	MKLEPADLO						+ V1UC14	
			Appr		P6700 Underbody Floor Skin - Cell 2V03				Document type: EFS	Project nr: 22-16151	Page 9
Modification	Date	Name	Original		Replacement of	Replaced by	Scale 1:1				1721

-KF14.12
/4.3

ET 200SP SIEMENS
DI 16x24 VDC ST

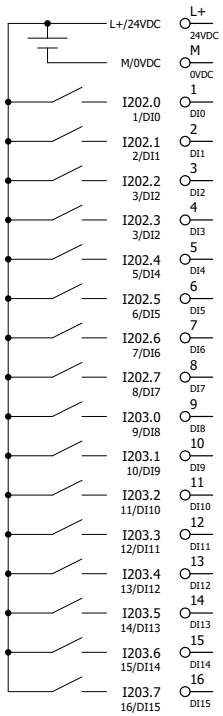

6ES7131-6BH01-0BA0

	/4.3			
	/4.4			
1	=V1FQ1/1.8	-KF14.51RQ	Monitoring Safety contactors 11.1L+	
2	=V1FQ1/2.8	-KF14.52RQ	Monitoring Safety contactors 12.1L+	
3	=V1FQ1/3.8	-KF14.53RQ	Monitoring Safety contactors 13.1L+	
4	=V1FQ1/4.8	-KF14.54RQ	Monitoring Safety contactors 14.1L+	
5		I202.4	Spare	
6		I202.5	Spare	
7	=KH0+KH0/3.6	=KH0-BP3_I	Monitoring S080 Fixture AIR On	
8		I202.7	Spare	
9		I203.0	Spare	
10		I203.1	Spare	
11		I203.2	Spare	
12		I203.3	Spare	
13		I203.4	Spare	
14		I203.5	Spare	
15		I203.6	Spare	
16		I203.7	Spare	

9 11

			Date	9/21/2022	Volvo Trucks North America		Valiant TMS	ET200S DI Overview KF14.12	Drawing name: =2V03&EFS-EL	= V1KF1
			Ed.	MKLEPADLO						+ V1UC14
			Appr		P6700 Underbody Floor Skin - Cell 2V03				Document type: EFS	Project nr: 22-16151
Modification	Date	Name	Original		Replacement of	Replaced by	Scale 1:1			Page 10 / 1721

-KF14.21
/7.1
16 DO 24VDC

ET 200SP SIEMENS
DQ 16x24 VDC/0.5A ST

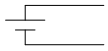

L+/24VDC	L+ 24VDC	/7.1	
M/0VDC	M 0VDC	/7.2	
Q200.0 1/DQ0	1 DQ0		Q200.0 Spare
Q200.1 2/DQ1	2 DQ1		Q200.1 Spare
Q200.2 3/DQ2	3 DQ2		Q200.2 Spare
Q200.3 4/DQ3	4 DQ3		Q200.3 Spare
Q200.4 5/DQ4	5 DQ4		Q200.4 Spare
Q200.5 6/DQ5	6 DQ5		Q200.5 Spare
Q200.6 7/DQ6	7 DQ6		Q200.6 Spare
Q200.7 8/DQ7	8 DQ7		Q200.7 Spare
Q201.0 9/DQ8	9 DQ8		Q201.0 Spare
Q201.1 10/DQ9	10 DQ9		Q201.1 Spare
Q201.2 11/DQ10	11 DQ10		Q201.2 Spare
Q201.3 12/DQ11	12 DQ11		Q201.3 Spare
Q201.4 13/DQ12	13 DQ12		Q201.4 Spare
Q201.5 14/DQ13	14 DQ13		Q201.5 Spare
Q201.6 15/DQ14	15 DQ14		Q201.6 Spare
Q201.7 16/DQ15	16 DQ15		Q201.7 Spare

6ES7132-6BH01-0BA0

-KF14.31
/6.0

ET 200SP SIEMENS
F-DI 8x24VDC HF

	L+ 24VDC	/6.1			
	M 0VDC	/6.2			
	1 DI0				
I5200.0		=V1UN1FQ1+.UN1/1.3	=V1FQ1-BG02	S100 Lift Assist Clear Ch1	
	9 VS0	=V1UN1FQ1+.UN1/1.3			
	2 DI1				
I5200.1		=V1FQ1+.FQ1/24.3	=V1FQ1-BR30.1	2V03/2V04 S100 Conveyor Light Curtain Ch1	
	10 VS1	=V1FQ1+.FQ1/24.3			
	3 DI2				
I5200.2			I5200.2	Spare	
	11 VS2				
	4 DI3				
I5200.3			I5200.3	Spare	
	12 VS3				
	5 DI4				
I5200.4		=V1UN1FQ1+.UN1/1.4	=V1FQ1-BG02	S100 Lift Assist Clear Ch2	
	13 VS4	=V1UN1FQ1+.UN1/1.5			
	6 DI5				
I5200.5		=V1FQ1+.FQ1/24.4	=V1FQ1-BR30.2	2V03/2V04 S100 Conveyor Light Curtain Ch2	
	14 VS5	=V1FQ1+.FQ1/24.5			
	7 DI6				
I5200.6			I5200.6	Spare	
	15 VS6				
	8 DI7				
I5200.7			I5200.7	Spare	
	16 VS7				

6ES7136-6BA00-0CA0

11 13

			Date	11/1/2022	Volvo Trucks North America	Valiant TMS	ET200S F-DI Overview KF14.31	Drawing name: =2V03&EFS-EL	= V1KF1	
			Ed.	KMAFFRE					+ V1UC14	
			Appr		P6700 Underbody Floor Skin - Cell 2V03			Document type: EFS	Project nr: 22-16151	Page 12
Modification	Date	Name	Original		Replacement of / Replaced by	Scale 1:1				1721

-KF14.32
/6.3

ET 200SP SIEMENS
F-DI 8x24VDC HF

	L+ 24VDC	/6.3		
	M 0VDC	/6.4		
I5206.0	1 DI0		I5206.0	Spare
	9 VS0			
I5206.1	2 DI1		I5206.1	Spare
	10 VS1			
I5206.2	3 DI2		I5206.2	Spare
	11 VS2			
I5206.3	4 DI3		I5206.3	Spare
	12 VS3			
I5206.4	5 DI4		I5206.4	Spare
	13 VS4			
I5206.5	6 DI5		I5206.5	Spare
	14 VS5			
I5206.6	7 DI6		I5206.6	Spare
	15 VS6			
I5206.7	8 DI7		I5206.7	Spare
	16 VS7			

6ES7136-6BA00-0CA0

12 14

			Date	9/21/2022	Volvo Trucks North America	Valiant TMS	ET200S F-DI Overview KF14.32	Drawing name: =2V03&EFS-EL	= V1KF1	
			Ed.	MKLEPADLO					+ V1UC14	
			Appr		P6700 Underbody Floor Skin - Cell 2V03	Scale 1:1		Document type: EFS	Project nr: 22-16151	Page 13
Modification	Date	Name	Original		Replacement of / Replaced by					1721

-KF14.41
/8.0

ET 200SP SIEMENS
F-DQ 4X24VDC/2A PM HF

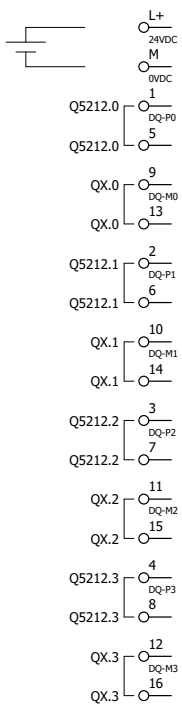

/8.1		
/8.2		
=V1FQ1/1.1	-KF14.51	Switched Power 1 11.1L+
=V1FQ1/1.1		
=V1FQ1/2.1	-KF14.52	Switched Power 2 12.1L+
=V1FQ1/2.1		
=V1FQ1/3.1	-KF14.53	Switched Power 3 13.1L+
=V1FQ1/3.1		
=V1FQ1/4.1	-KF14.54	Switched Power 4 14.1L+
=V1FQ1/4.1		

6ES7136-6DB00-0CA0 + BU15-P16+A0+2B

13 15

			Date	9/21/2022	Volvo Trucks North America	Valiant TMS	ET200S F-DQ Overview KF14.41	Drawing name: =2V03&EFS-EL	= V1KF1	
			Ed.	MKLEPADLO					+ V1UC14	
			Appr		P6700 Underbody Floor Skin - Cell 2V03			Document type: EFS	Project nr: 22-16151	Page 14
Modification	Date	Name	Original		Replacement of / Replaced by	Scale 1:1				1721

-KF14.42
/8.5

ET 200SP SIEMENS
F-DQ 4X24VDC/2A PM HF

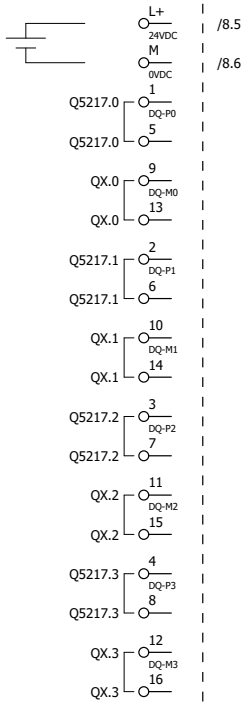

Q5217.0	Spare	
Q5217.1	Spare	
Q5217.2	Spare	
Q5217.3	Spare	

6ES7136-6DB00-0CA0 + BU15-P16+A0+2B

			Date	9/21/2022	Volvo Trucks North America	Valiant TMS	ET200S F-DQ Overview KF14.42	Drawing name: =2V03&EFS-EL	= V1KF1	
			Ed.	MKLEPADLO					+ V1UC14	
			Appr		P6700 Underbody Floor Skin - Cell 2V03			Document type: EFS	Project nr: 22-16151	Page 15
Modification	Date	Name	Original		Replacement of / Replaced by	Scale 1:1				1721

-KF14.51
=V1FQ1/1.2
=V1WC4/12.1

ET 200SP SIEMENS
F-RQ 1x24VDC/24..230VAC/5A

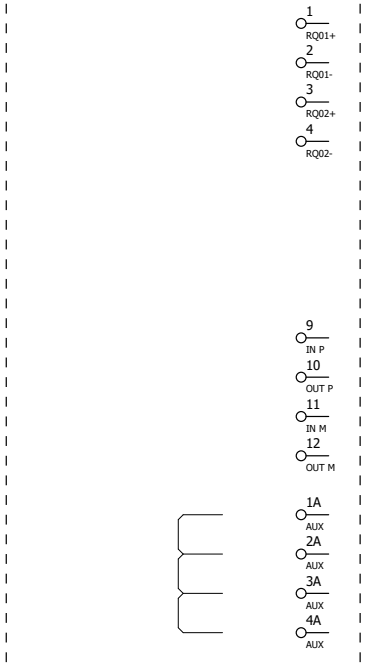

=V1WC4/12.2	11L+	
=V1WC4/12.2	11.1L+	
=V1WC4/12.3	11L+	
=V1WC4/12.4	11.1L+	
=V1FQ1/1.3	Switched Power 1 11.1L+P	
=V1FQ1/1.4	SPARE	
=V1FQ1/1.4	Switched Power 1 11.1L+M	
=V1FQ1/1.5	SPARE	

6ES7136-6RA00-0BF0 + BU20-P8+A4+0B

15 17

			Date	9/21/2022	Volvo Trucks North America		Valiant TMS	ET200S F-RQ Overview KF14.51	Drawing name: =2V03&EFS-EL	= V1KF1	
			Ed.	MKLEPADLO						+ V1UC14	
			Appr		P6700 Underbody Floor Skin - Cell 2V03				Document type: EFS	Project nr: 22-16151	Page 16
Modification	Date	Name	Original		Replacement of	Replaced by	Scale 1:1				1721

-KF14.52
=V1FQ1/2.2
=V1WC4/13.1

ET 200SP SIEMENS
F-RQ 1x24VDC/24..230VAC/5A

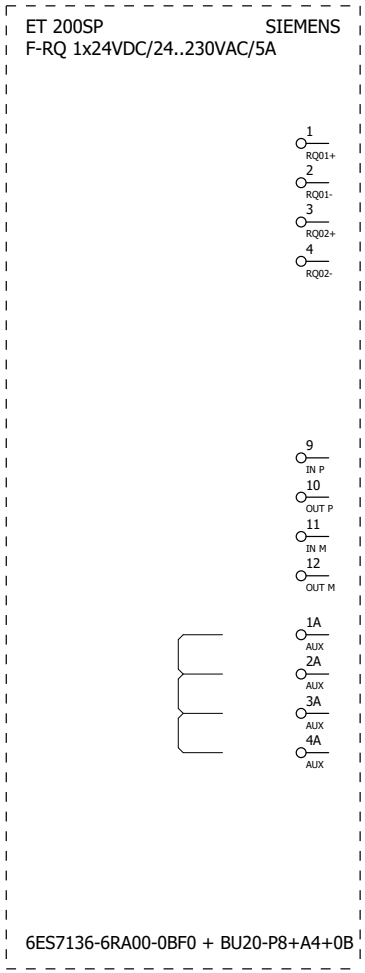

=V1WC4/13.2	12L+
=V1WC4/13.2	12.1L+
=V1WC4/13.3	12L+
=V1WC4/13.4	12.1L+
=V1FQ1/2.3	Switched Power 2 12.1L+P
=V1FQ1/2.4	SPARE
=V1FQ1/2.4	Switched Power 2 12.1L+M
=V1FQ1/2.5	SPARE

6ES7136-6RA00-0BF0 + BU20-P8+A4+0B

16 18

			Date	9/21/2022	Volvo Trucks North America	Valiant TMS	ET200S F-RQ Overview KF14.52	Drawing name: =2V03&EFS-EL	= V1KF1	
			Ed.	MKLEPADLO					+ V1UC14	
			Appr		P6700 Underbody Floor Skin - Cell 2V03			Document type: EFS	Project nr: 22-16151	Page 17
Modification	Date	Name	Original		Replacement of	Replaced by	Scale 1:1			1721

-KF14.53
=V1FQ1/3.2
=V1WC4/14.1

ET 200SP SIEMENS
F-RQ 1x24VDC/24..230VAC/5A

1 RQ01+	=V1WC4/14.2	13L+
2 RQ01-	=V1WC4/14.2	13.1L+
3 RQ02+	=V1WC4/14.3	13L+
4 RQ02-	=V1WC4/14.4	13.1L+
9 IN P	=V1FQ1/3.3	Switched Power 3 13.1L+P
10 OUT P	=V1FQ1/3.4	SPARE
11 IN M	=V1FQ1/3.4	Switched Power 3 13.1L+M
12 OUT M	=V1FQ1/3.5	SPARE

1A AUX
2A AUX
3A AUX
4A AUX

6ES7136-6RA00-0BF0 + BU20-P8+A4+0B

17 19

			Date	9/21/2022	Volvo Trucks North America	Valiant TMS	ET200S F-RQ Overview KF14.53	Drawing name: =2V03&EFS-EL	= V1KF1	
			Ed.	MKLEPADLO					+ V1UC14	
			Appr		P6700 Underbody Floor Skin - Cell 2V03			Document type: EFS	Project nr: 22-16151	Page 18
Modification	Date	Name	Original		Replacement of / Replaced by	Scale 1:1				1721

-KF14.54
=V1FQ1/4.2
=V1WC4/15.1

ET 200SP SIEMENS
F-RQ 1x24VDC/24..230VAC/5A

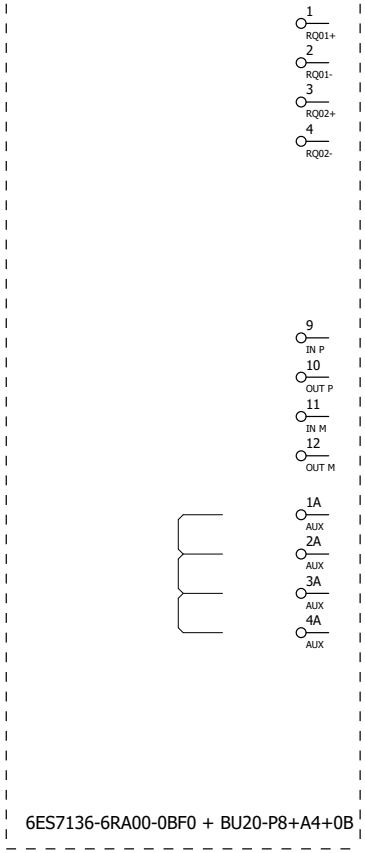

=V1WC4/15.2	14L+
=V1WC4/15.2	14.1L+
=V1WC4/15.3	14L+
=V1WC4/15.4	14.1L+
=V1FQ1/4.3	Switched Power 4 14.1L+P
=V1FQ1/4.4	SPARE
=V1FQ1/4.4	Switched Power 4 14.1L+M
=V1FQ1/4.5	SPARE

6ES7136-6RA00-0BF0 + BU20-P8+A4+0B

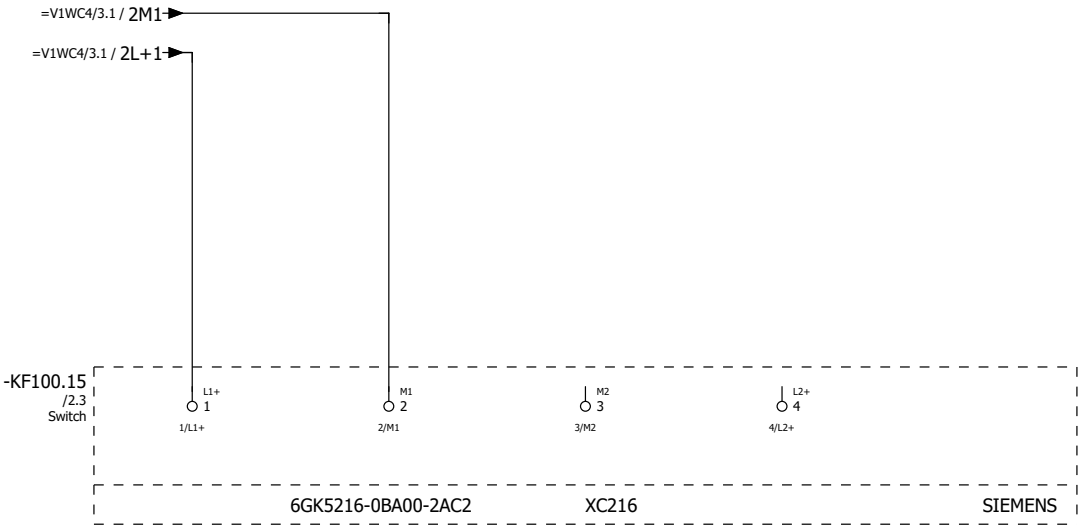

+.UC14/19

2

			Date	9/26/2022	Volvo Trucks North America		Valiant TMS	Switch, Scalance XC216	Drawing name: =2V03&EFS-EL	= V1KF1
			Ed.	MKLEPADLO						+ V1UC15
			Appr		P6700 Underbody Floor Skin - Cell 2V03				Document type: EFS	Project nr: 22-16151
Modification	Date	Name	Original		Replacement of	Replaced by	Scale 1:1			Page 1 / 1721

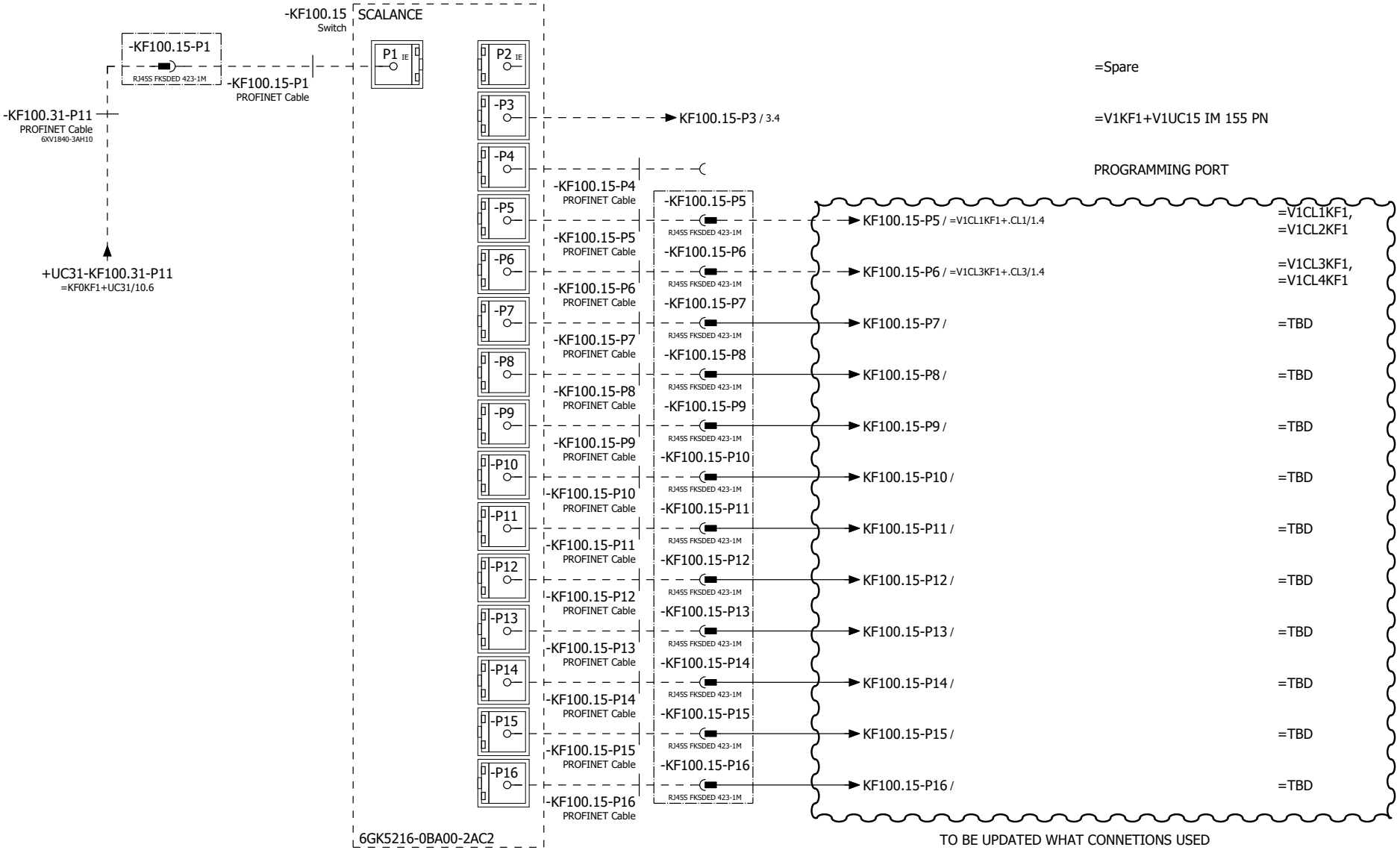

			Date	9/23/2022	Volvo Trucks North America		Valiant TMS	Network Overview	Drawing name: =2V03&EFS-EL	= V1KF1	
			Ed.	MKLEPADLO						+ V1UC15	
			Appr		P6700 Underbody Floor Skin - Cell 2V03				Document type: EFS	Project nr: 22-16151	Page 2
Modification	Date	Name	Original		Replacement of	Replaced by	Scale 1:1				1721



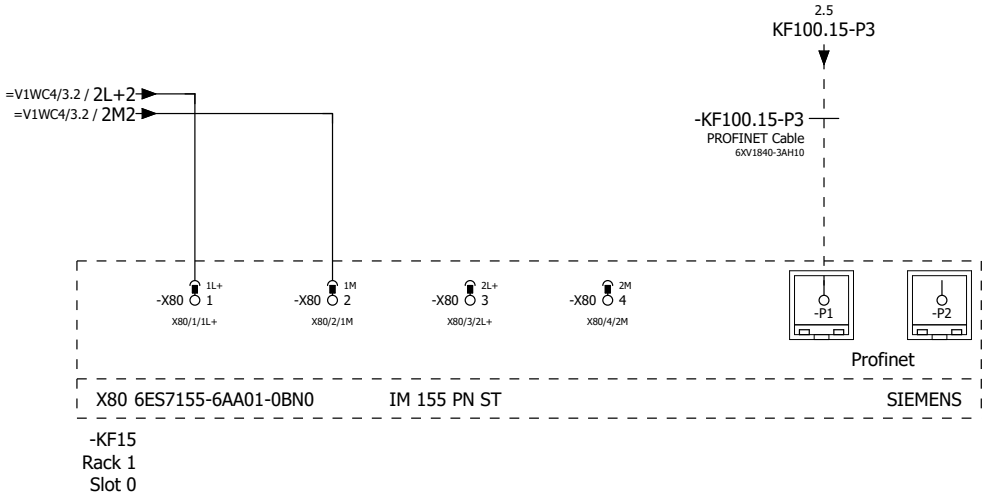

2 4

			Date	9/26/2022	Volvo Trucks North America		Valiant TMS	IM 155 PN	Drawing name: =2V03&EFS-EL	= V1KF1
			Ed.	MKLEPADLO						+ V1UC15
			Appr		P6700 Underbody Floor Skin - Cell 2V03				Document type: EFS	Project nr: 22-16151
Modification	Date	Name	Original		Replacement of	Replaced by	Scale 1:1			Page 3 / 1721

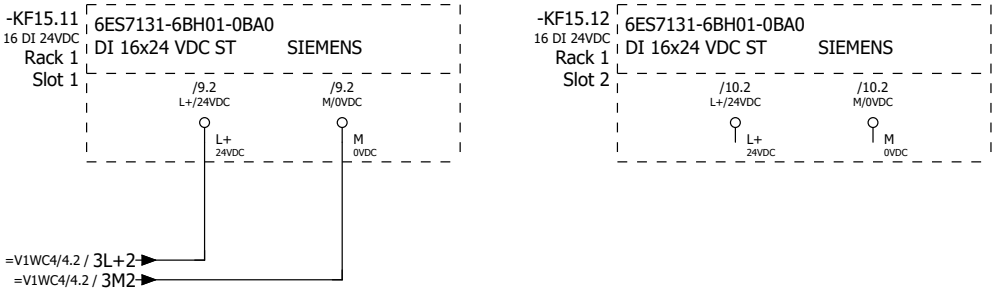

			Date	9/23/2022	Volvo Trucks North America	Valiant TMS	ET200S Wiring DI	Drawing name: =2V03&EFS-EL	= V1KF1	
			Ed.	MKLEPADLO					+ V1UC15	
			Appr		P6700 Underbody Floor Skin - Cell 2V03			Document type: EFS	Project nr: 22-16151	Page 4
Modification	Date	Name	Original		Replacement of / Replaced by	Scale 1:1				1721

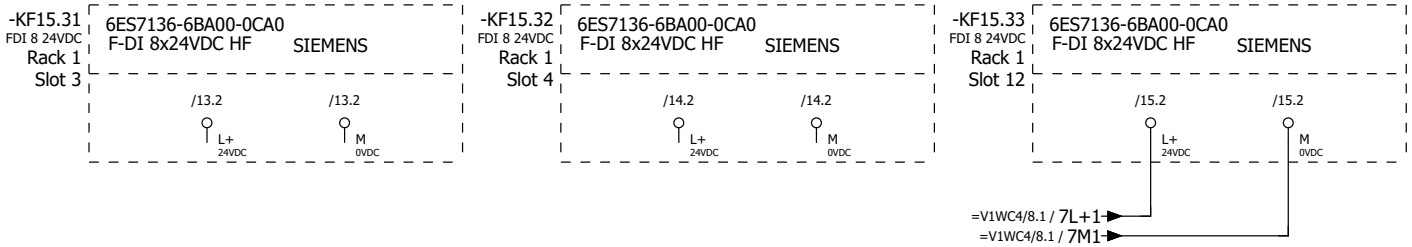

			Date	9/23/2022	Volvo Trucks North America		Valiant TMS	ET200S Wiring F-DI	Drawing name: =2V03&EFS-EL	= V1KF1	
			Ed.	MKLEPADLO						+ V1UC15	
			Appr		P6700 Underbody Floor Skin - Cell 2V03				Document type: EFS	Project nr: 22-16151	Page 6
Modification	Date	Name	Original		Replacement of	Replaced by	Scale 1:1				1721

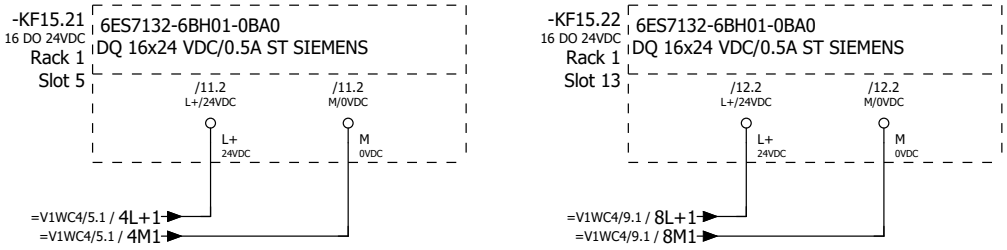

6 8

			Date	9/23/2022	Volvo Trucks North America		Valiant TMS	ET200S Wiring DQ	Drawing name: =2V03&EFS-EL	= V1KF1	
			Ed.	MKLEPADLO						+ V1UC15	
			Appr		P6700 Underbody Floor Skin - Cell 2V03				Document type: EFS	Project nr: 22-16151	Page 7
Modification	Date	Name	Original		Replacement of	Replaced by	Scale 1:1				1721

-KF15.41
=V1FQ1/1.0
=V1FQ1/2.0
=V1FQ1/3.0
=V1FQ1/4.0
/16.1
FDO 4 24VDC
Rack 1
Slot 6

6ES7136-6DB00-0CA0 + BU15-P16+A0+2B F-DQ 4X24VDC/2A PM HF SIEMENS

/16.2 L+ 24VDC

/16.2 M 0VDC

-KF15.42
/17.1
FDO 4 24VDC
Rack 1
Slot 7

6ES7136-6DB00-0CA0 + BU15-P16+A0+2B F-DQ 4X24VDC/2A PM HF SIEMENS

/17.2 L+ 24VDC

/17.2 M 0VDC

7

9

			Date	9/23/2022	Volvo Trucks North America		Valiant TMS	ET200S Wiring F-DQ	Drawing name: =2V03&EFS-EL	= V1KF1	
			Ed.	MKLEPADLO						+ V1UC15	
			Appr		P6700 Underbody Floor Skin - Cell 2V03		Scale 1:1		Document type: EFS	Project nr: 22-16151	Page 8
Modification	Date	Name	Original		Replacement of	Replaced by					1721

-KF15.11
/4.0

ET 200SP SIEMENS
DI 16x24 VDC ST

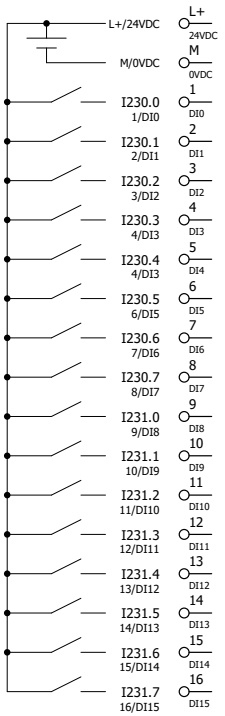

6ES7131-6BH01-0BA0

/4.1			
/4.2			
=V1WC3/2.2	=V1WC3+V1UC15-FC1	Monitoring 120 VAC	
=V1WC3/2.3	=V1WC3+V1UC15-FC2	Monitoring 120 VAC	
=V1WC4/1.4	=V1WC4+V1UC15-TA1_I	Monitoring 24VDC	
	I230.3	Spare	
=V1WC4/1.0	=V1WC4+V1UC15-FC11_I	Monitoring 24VDC	
=V1WC4/11.0	=V1WC4+V1UC15-FC12_I	Monitoring 24VDC	
	I230.6	Spare	
	I230.7	Spare	
	I231.0	Spare	
	I231.1	Spare	
	I231.2	Spare	
	I231.3	Spare	
	I231.4	Spare	
	I231.5	Spare	
	I231.6	Spare	
	I231.7	Spare	

8 10

			Date	9/21/2022	Volvo Trucks North America	Valiant TMS	ET200S DI Overview KF15.11	Drawing name: =2V03&EFS-EL	= V1KF1
			Ed.	MKLEPADLO					+ V1UC15
			Appr		P6700 Underbody Floor Skin - Cell 2V03			Document type: EFS	Project nr: 22-16151
Modification	Date	Name	Original		Replacement of	Replaced by	Scale 1:1		Page 9 / 1721

-KF15.12
/4.3

ET 200SP SIEMENS
DI 16x24 VDC ST

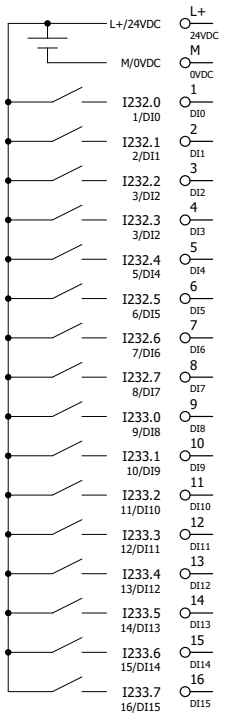

6ES7131-6BH01-0BA0

	/4.3			
	/4.4			
1	=V1FQ1/1.8	-KF15.51RQ	Monitoring Safety contactors 11.1L+	
2	=V1FQ1/2.8	-KF15.52RQ	Monitoring Safety contactors 12.1L+	
3	=V1FQ1/3.8	-KF15.53RQ	Monitoring Safety contactors 13.1L+	
4	=V1FQ1/4.8	-KF15.54RQ	Monitoring Safety contactors 14.1L+	
5		I232.4	Spare	
6		I232.5	Spare	
7		I232.6	Spare	
8		I232.7	Spare	
9	=V1SF0SF2+.UC72/1.5	=V1SF0SF2+V1UC72-SF2.5	S070-LR1 Request to Enter PB 1	
10	=V1SF0SF2+.UC72/1.6	=V1SF0SF2+V1UC72-SF3.7	S070-LR1 Reset PB 1	
11	=V1SF0SF3+.UC73/1.5	=V1SF0SF3+V1UC73-SF2.5	S070-LR1 Request to Enter PB 2	
12	=V1SF0SF3+.UC73/1.6	=V1SF0SF3+V1UC73-SF3.7	S070-LR1 Reset PB 2	
13	=V1SF0SF4+.UC74/1.5	=V1SF0SF4+V1UC74-SF2.5	S070-LR2 Request to Enter PB 1	
14	=V1SF0SF4+.UC74/1.6	=V1SF0SF4+V1UC74-SF3.7	S070-LR2 Reset PB 1	
15	=V1SF0SF5+.UC75/1.5	=V1SF0SF5+V1UC75-SF2.5	S070-LR2 Request to Enter PB 2	
16	=V1SF0SF5+.UC75/1.6	=V1SF0SF5+V1UC75-SF3.7	S070-LR2 Reset PB 2	

-KF15.21
/7.1
16 DO 24VDC

ET 200SP SIEMENS
DQ 16x24 VDC/0.5A ST

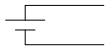

L+/24VDC	L+ 24VDC	/7.1			
M/0VDC	M 0VDC	/7.2			
Q230.0 1/DQ0	1 DQ0	=V1PZ1PF2+.UC62/1.3	=V1PZ1PF2+UC62-PF1_1	S070-LR1 Indication column 1 Blue	
Q230.1 2/DQ1	2 DQ1	=V1PZ1PF2+.UC62/1.4	=V1PZ1PF2+UC62-PF1_2	S070-LR1 Indication column 1 Green	
Q230.2 3/DQ2	3 DQ2	=V1PZ1PF2+.UC62/1.4	=V1PZ1PF2+UC62-PF1_3	S070-LR1 Indication column 1 Yellow	
Q230.3 4/DQ3	4 DQ3	=V1PZ1PF2+.UC62/1.5	=V1PZ1PF2+UC62-PF1_4	S070-LR1 Indication column 1 Red	
Q230.4 5/DQ4	5 DQ4	=V1PZ1PF2+.UC62/1.6	=V1PZ1PF2+UC62-PF1_5	S070-LR1 Indication column 1 Siren	
Q230.5 6/DQ5	6 DQ5	=V1PZ1PF3+.UC63/1.3	=V1PZ1PF3+UC63-PF1_1	S070-LR1 Indication column 2 Blue	
Q230.6 7/DQ6	7 DQ6	=V1PZ1PF3+.UC63/1.4	=V1PZ1PF3+UC63-PF1_2	S070-LR1 Indication column 2 Green	
Q230.7 8/DQ7	8 DQ7	=V1PZ1PF3+.UC63/1.4	=V1PZ1PF3+UC63-PF1_3	S070-LR1 Indication column 2 Yellow	
Q231.0 9/DQ8	9 DQ8	=V1PZ1PF3+.UC63/1.5	=V1PZ1PF3+UC63-PF1_4	S070-LR1 Indication column 2 Red	
Q231.1 10/DQ9	10 DQ9	=V1PZ1PF3+.UC63/1.6	=V1PZ1PF3+UC63-PF1_5	S070-LR1 Indication column 2 Siren	
Q231.2 11/DQ10	11 DQ10	=V1PZ1PF4+.UC64/1.3	=V1PZ1PF4+UC64-PF1_1	S070-LR2 Indication column 1 Blue	
Q231.3 12/DQ11	12 DQ11	=V1PZ1PF4+.UC64/1.4	=V1PZ1PF4+UC64-PF1_2	S070-LR2 Indication column 1 Green	
Q231.4 13/DQ12	13 DQ12	=V1PZ1PF4+.UC64/1.4	=V1PZ1PF4+UC64-PF1_3	S070-LR2 Indication column 1 Yellow	
Q231.5 14/DQ13	14 DQ13	=V1PZ1PF4+.UC64/1.5	=V1PZ1PF4+UC64-PF1_4	S070-LR2 Indication column 1 Red	
Q231.6 15/DQ14	15 DQ14	=V1PZ1PF4+.UC64/1.6	=V1PZ1PF4+UC64-PF1_5	S070-LR2 Indication column 1 Siren	
Q231.7 16/DQ15	16 DQ15		Q231.7	Spare	

6ES7132-6BH01-0BA0

			Date	9/21/2022	Volvo Trucks North America	Valiant TMS	ET200S DQ Overview KF15.21	Drawing name: =2V03&EFS-EL	= V1KF1
			Ed.	MKLEPADLO					+ V1UC15
			Appr		P6700 Underbody Floor Skin - Cell 2V03	Scale 1:1		Document type: EFS	Project nr: 22-16151
Modification	Date	Name	Original		Replacement of / Replaced by				Page 11 / 1721

-KF15.22
/7.3
16 DO 24VDC

ET 200SP SIEMENS
DQ 16x24 VDC/0.5A ST

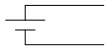

L+/24VDC	L+ 24VDC	/7.4			
M/0VDC	M 0VDC	/7.4			
Q232.0 1/DQ0	1 DQ0	=V1PZ1PF5+.UC65/1.3	=V1PZ1PF5+UC65-PF1_1	S070-LR2 Indication column 2 Blue	
Q232.1 2/DQ1	2 DQ1	=V1PZ1PF5+.UC65/1.4	=V1PZ1PF5+UC65-PF1_2	S070-LR2 Indication column 2 Green	
Q232.2 3/DQ2	3 DQ2	=V1PZ1PF5+.UC65/1.4	=V1PZ1PF5+UC65-PF1_3	S070-LR2 Indication column 2 Yellow	
Q232.3 4/DQ3	4 DQ3	=V1PZ1PF5+.UC65/1.5	=V1PZ1PF5+UC65-PF1_4	S070-LR2 Indication column 2 Red	
Q232.4 5/DQ4	5 DQ4	=V1PZ1PF5+.UC65/1.6	=V1PZ1PF5+UC65-PF1_5	S070-LR2 Indication column 2 Siren	
Q232.5 6/DQ5	6 DQ5	=V1PZ1PF6+.UC66/1.3	=V1PZ1PF6+UC66-PF1_1	S070-LR3 Indication column 1 Blue	
Q232.6 7/DQ6	7 DQ6	=V1PZ1PF6+.UC66/1.4	=V1PZ1PF6+UC66-PF1_2	S070-LR3 Indication column 1 Green	
Q232.7 8/DQ7	8 DQ7	=V1PZ1PF6+.UC66/1.4	=V1PZ1PF6+UC66-PF1_3	S070-LR3 Indication column 1 Yellow	
Q233.0 9/DQ8	9 DQ8	=V1PZ1PF6+.UC66/1.5	=V1PZ1PF6+UC66-PF1_4	S070-LR3 Indication column 1 Red	
Q233.1 10/DQ9	10 DQ9	=V1PZ1PF6+.UC66/1.6	=V1PZ1PF6+UC66-PF1_5	S070-LR3 Indication column 1 Siren	
Q233.2 11/DQ10	11 DQ10	=V1PZ1PF7+.UC67/1.3	=V1PZ1PF7+UC67-PF1_1	S070-LR3 Indication column 2 Blue	
Q233.3 12/DQ11	12 DQ11	=V1PZ1PF7+.UC67/1.4	=V1PZ1PF7+UC67-PF1_2	S070-LR3 Indication column 2 Green	
Q233.4 13/DQ12	13 DQ12	=V1PZ1PF7+.UC67/1.4	=V1PZ1PF7+UC67-PF1_3	S070-LR3 Indication column 2 Yellow	
Q233.5 14/DQ13	14 DQ13	=V1PZ1PF7+.UC67/1.5	=V1PZ1PF7+UC67-PF1_4	S070-LR3 Indication column 2 Red	
Q233.6 15/DQ14	15 DQ14	=V1PZ1PF7+.UC67/1.6	=V1PZ1PF7+UC67-PF1_5	S070-LR3 Indication column 2 Siren	
Q233.7 16/DQ15	16 DQ15		Q233.7	Spare	

6ES7132-6BH01-0BA0

11 13

			Date	9/21/2022	Volvo Trucks North America	Valiant TMS	ET200S DQ Overview KF15.22	Drawing name: =2V03&EFS-EL	= V1KF1	
			Ed.	MKLEPADLO					+ V1UC15	
			Appr		P6700 Underbody Floor Skin - Cell 2V03			Document type: EFS	Project nr: 22-16151	Page 12
Modification	Date	Name	Original		Replacement of	Replaced by	Scale 1:1			1721

-KF15.31
/6.0

ET 200SP SIEMENS
F-DI 8x24VDC HF

	L+ 24VDC	/6.1		
	M 0VDC	/6.2		
I5230.0	1 DI0	=V1SF0SF2+.UC72/1.1	=V1SF0SF2+V1UC72-SF1.1	S070-LR1 Operator E-Stop 1 Ch1
	9 VS0	=V1SF0SF2+.UC72/1.2		
I5230.1	2 DI1	=V1SF0SF3+.UC73/1.1	=V1SF0SF3+V1UC73-SF1.1	S070-LR1 Operator E-Stop 2 Ch1
	10 VS1	=V1SF0SF3+.UC73/1.2		
I5230.2	3 DI2	=V1SF0SF4+.UC74/1.1	=V1SF0SF4+V1UC74-SF1.1	S070-LR2 Operator E-Stop 1 Ch1
	11 VS2	=V1SF0SF4+.UC74/1.2		
I5230.3	4 DI3	=V1SF0SF5+.UC75/1.1	=V1SF0SF5+V1UC75-SF1.1	S070-LR2 Operator E-Stop 2 Ch1
	12 VS3	=V1SF0SF5+.UC75/1.2		
I5230.4	5 DI4	=V1SF0SF2+.UC72/1.3	=V1SF0SF2+V1UC72-SF1.3	S070-LR1 Operator E-Stop 1 Ch2
	13 VS4	=V1SF0SF2+.UC72/1.3		
I5230.5	6 DI5	=V1SF0SF3+.UC73/1.3	=V1SF0SF3+V1UC73-SF1.3	S070-LR1 Operator E-Stop 2 Ch2
	14 VS5	=V1SF0SF3+.UC73/1.3		
I5230.6	7 DI6	=V1SF0SF4+.UC74/1.3	=V1SF0SF4+V1UC74-SF1.3	S070-LR2 Operator E-Stop 1 Ch2
	15 VS6	=V1SF0SF4+.UC74/1.3		
I5230.7	8 DI7	=V1SF0SF5+.UC75/1.3	=V1SF0SF5+V1UC75-SF1.3	S070-LR2 Operator E-Stop 2 Ch2
	16 VS7	=V1SF0SF5+.UC75/1.3		

6ES7136-6BA00-0CA0

12 14

			Date	9/21/2022	Volvo Trucks North America	Valiant TMS	ET200S F-DI Overview KF15.31	Drawing name: =2V03&EFS-EL	= V1KF1	
			Ed.	MKLEPADLO					+ V1UC15	
			Appr		P6700 Underbody Floor Skin - Cell 2V03	Scale 1:1		Document type: EFS	Project nr: 22-16151	Page 13
Modification	Date	Name	Original		Replacement of / Replaced by					1721

-KF15.32
/6.3

ET 200SP SIEMENS
F-DI 8x24VDC HF

	L+ 24VDC	/6.3			
	M 0VDC	/6.4			
I5236.0	1 DI0	=V1FQ1+.FQ1/8.3	=V1FQ1-BR14.1	S070-LR1 Light Curtain 1 Ch1	
	9 VS0	=V1FQ1+.FQ1/8.3			
I5236.1	2 DI1	=V1FQ1+.FQ1/9.3	=V1FQ1-BR15.1	S070-LR1 Light Curtain 2 Ch1	
	10 VS1	=V1FQ1+.FQ1/9.3			
I5236.2	3 DI2	=V1FQ1+.FQ1/10.3	=V1FQ1-BR16.1	S070-LR1 Light Curtain 3 Ch1	
	11 VS2	=V1FQ1+.FQ1/10.3			
I5236.3	4 DI3	=V1FQ1+.FQ1/11.3	=V1FQ1-BR17.1	S070-LR1 Light Curtain 4 Ch1	
	12 VS3	=V1FQ1+.FQ1/11.3			
I5236.4	5 DI4	=V1FQ1+.FQ1/8.4	=V1FQ1-BR14.2	S070-LR1 Light Curtain 1 Ch2	
	13 VS4	=V1FQ1+.FQ1/8.5			
I5236.5	6 DI5	=V1FQ1+.FQ1/9.4	=V1FQ1-BR15.2	S070-LR1 Light Curtain 2 Ch2	
	14 VS5	=V1FQ1+.FQ1/9.5			
I5236.6	7 DI6	=V1FQ1+.FQ1/10.4	=V1FQ1-BR16.2	S070-LR1 Light Curtain 3 Ch2	
	15 VS6	=V1FQ1+.FQ1/10.5			
I5236.7	8 DI7	=V1FQ1+.FQ1/11.4	=V1FQ1-BR17.2	S070-LR1 Light Curtain 4 Ch2	
	16 VS7	=V1FQ1+.FQ1/11.5			

6ES7136-6BA00-0CA0

13 15

			Date	9/21/2022	Volvo Trucks North America	Valiant TMS	ET200S F-DI Overview KF15.32	Drawing name: =2V03&EFS-EL	= V1KF1	
			Ed.	MKLEPADLO					+ V1UC15	
			Appr		P6700 Underbody Floor Skin - Cell 2V03	Scale 1:1		Document type: EFS	Project nr: 22-16151	Page 14
Modification	Date	Name	Original		Replacement of	Replaced by				1721

-KF15.33
/6.5

ET 200SP SIEMENS
F-DI 8x24VDC HF

L+ 24VDC		/6.6		
M 0VDC		/6.6		
1 DI0	I5316.0	=V1FQ1+.FQ1/16.3	=V1FQ1-BR22.1	S070-LR3 Light Curtain 1 Ch1
9 VS0		=V1FQ1+.FQ1/16.3		
2 DI1	I5316.1	=V1FQ1+.FQ1/17.3	=V1FQ1-BR23.1	S070-LR3 Light Curtain 2 Ch1
10 VS1		=V1FQ1+.FQ1/17.3		
3 DI2	I5316.2	=V1FQ1+.FQ1/18.3	=V1FQ1-BR24.1	S070-LR3 Light Curtain 3 Ch1
11 VS2		=V1FQ1+.FQ1/18.3		
4 DI3	I5316.3	=V1FQ1+.FQ1/19.3	=V1FQ1-BR25.1	S070-LR3 Light Curtain 4 Ch1
12 VS3		=V1FQ1+.FQ1/19.3		
5 DI4	I5316.4	=V1FQ1+.FQ1/16.4	=V1FQ1-BR22.2	S070-LR3 Light Curtain 1 Ch2
13 VS4		=V1FQ1+.FQ1/16.5		
6 DI5	I5316.5	=V1FQ1+.FQ1/17.4	=V1FQ1-BR23.2	S070-LR3 Light Curtain 2 Ch2
14 VS5		=V1FQ1+.FQ1/17.5		
7 DI6	I5316.6	=V1FQ1+.FQ1/18.4	=V1FQ1-BR24.2	S070-LR3 Light Curtain 3 Ch2
15 VS6		=V1FQ1+.FQ1/18.5		
8 DI7	I5316.7	=V1FQ1+.FQ1/19.4	=V1FQ1-BR25.2	S070-LR4 Light Curtain 3 Ch2
16 VS7		=V1FQ1+.FQ1/19.5		

6ES7136-6BA00-0CA0

14 16

			Date	9/21/2022	Volvo Trucks North America	Valiant TMS	ET200S F-DI Overview KF15.33	Drawing name: =2V03&EFS-EL	= V1KF1	
			Ed.	MKLEPADLO					+ V1UC15	
			Appr		P6700 Underbody Floor Skin - Cell 2V03	Scale 1:1		Document type: EFS	Project nr: 22-16151	Page 15
Modification	Date	Name	Original		Replacement of	Replaced by				1721

-KF15.41
/8.0

ET 200SP SIEMENS
F-DQ 4X24VDC/2A PM HF

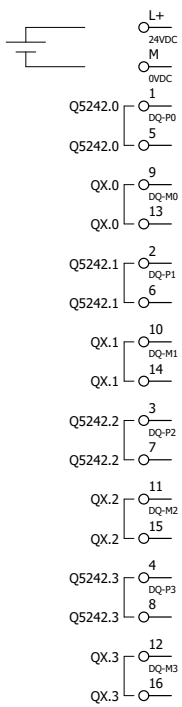

/8.1			
/8.2			
=V1FQ1/1.1	-KF15.51	Switched Power 1 11.1L+	
=V1FQ1/1.1			
=V1FQ1/2.1	-KF15.52	Switched Power 2 12.1L+	
=V1FQ1/2.1			
=V1FQ1/3.1	-KF15.53	Switched Power 3 13.1L+	
=V1FQ1/3.1			
=V1FQ1/4.1	-KF15.54	Switched Power 4 14.1L+	
=V1FQ1/4.1			

6ES7136-6DB00-0CA0 + BU15-P16+A0+2B

15 17

			Date	9/21/2022	Volvo Trucks North America	Valiant TMS	ET200S F-DQ Overview KF15.41	Drawing name: =2V03&EFS-EL	= V1KF1	
			Ed.	MKLEPADLO					+ V1UC15	
			Appr		P6700 Underbody Floor Skin - Cell 2V03			Document type: EFS	Project nr: 22-16151	Page 16
Modification	Date	Name	Original		Replacement of / Replaced by	Scale 1:1				1721

-KF15.42
/8.5

ET 200SP SIEMENS
F-DQ 4X24VDC/2A PM HF

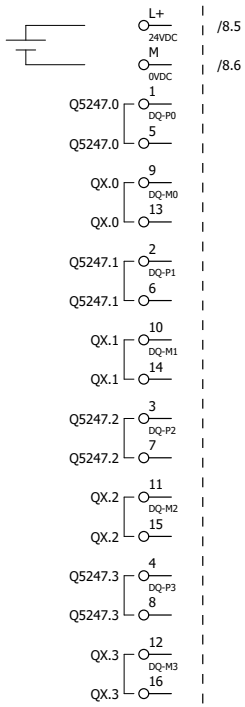

Q5247.0	Spare	
Q5247.1	Spare	
Q5247.2	Spare	
Q5247.3	Spare	

6ES7136-6DB00-0CA0 + BU15-P16+A0+2B

16 18

			Date	9/21/2022	Volvo Trucks North America		Valiant TMS	ET200S F-DQ Overview KF15.42	Drawing name: =2V03&EFS-EL	= V1KF1	
			Ed.	MKLEPADLO						+ V1UC15	
			Appr		P6700 Underbody Floor Skin - Cell 2V03		Scale 1:1		Document type: EFS	Project nr: 22-16151	Page 17
Modification	Date	Name	Original		Replacement of	Replaced by					1721

-KF15.51
=V1FQ1/1.2
=V1WC4/12.1

ET 200SP SIEMENS
F-RQ 1x24VDC/24..230VAC/5A

1 RQ01+	=V1WC4/12.2	11L+
2 RQ01-	=V1WC4/12.2	11.1L+
3 RQ02+	=V1WC4/12.3	11L+
4 RQ02-	=V1WC4/12.4	11.1L+
9 IN P	=V1FQ1/1.3	Switched Power 1 11.1L+P
10 OUT P	=V1FQ1/1.4	SPARE
11 IN M	=V1FQ1/1.4	Switched Power 1 11.1L+M
12 OUT M	=V1FQ1/1.5	SPARE
1A AUX		
2A AUX		
3A AUX		
4A AUX		

6ES7136-6RA00-0BF0 + BU20-P8+A4+0B

17 19

			Date	9/21/2022	Volvo Trucks North America	Valiant TMS	ET200S F-RQ Overview KF15.51	Drawing name: =2V03&EFS-EL	= V1KF1	
			Ed.	MKLEPADLO					+ V1UC15	
			Appr		P6700 Underbody Floor Skin - Cell 2V03			Document type: EFS	Project nr: 22-16151	Page 18
Modification	Date	Name	Original		Replacement of / Replaced by	Scale 1:1				1721

-KF15.52
=V1FQ1/2.2
=V1WC4/13.1

ET 200SP SIEMENS
F-RQ 1x24VDC/24..230VAC/5A

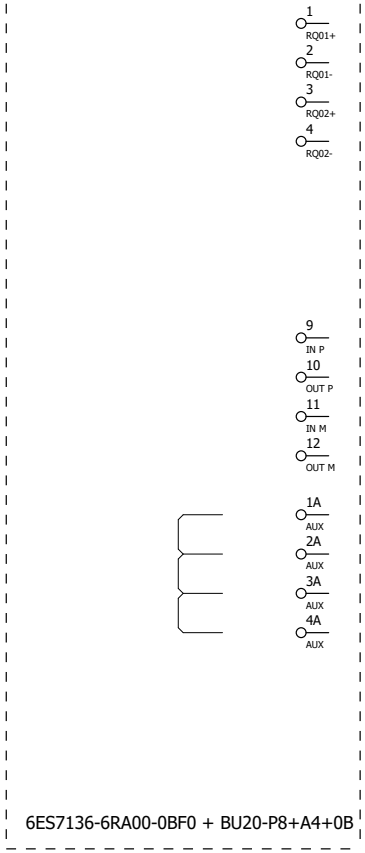

=V1WC4/13.2	12L+
=V1WC4/13.2	12.1L+
=V1WC4/13.3	12L+
=V1WC4/13.4	12.1L+
=V1FQ1/2.3	Switched Power 2 12.1L+P
=V1FQ1/2.4	SPARE
=V1FQ1/2.4	Switched Power 2 12.1L+M
=V1FQ1/2.5	SPARE

6ES7136-6RA00-0BF0 + BU20-P8+A4+0B

			Date	9/21/2022	Volvo Trucks North America	Valiant TMS	ET200S F-RQ Overview KF15.52	Drawing name: =2V03&EFS-EL	= V1KF1
			Ed.	MKLEPADLO					+ V1UC15
			Appr		P6700 Underbody Floor Skin - Cell 2V03			Document type: EFS	Project nr: 22-16151
Modification	Date	Name	Original		Replacement of	Replaced by	Scale 1:1		Page 19 / 1721

-KF15.53
=V1FQ1/3.2
=V1WC4/14.1

ET 200SP SIEMENS
F-RQ 1x24VDC/24..230VAC/5A

1 RQ01+	=V1WC4/14.2	13L+	
2 RQ01-	=V1WC4/14.2	13.1L+	
3 RQ02+	=V1WC4/14.3	13L+	
4 RQ02-	=V1WC4/14.4	13.1L+	
9 IN P	=V1FQ1/3.3	Switched Power 3 13.1L+P	
10 OUT P	=V1FQ1/3.4	SPARE	
11 IN M	=V1FQ1/3.4	Switched Power 3 13.1L+M	
12 OUT M	=V1FQ1/3.5	SPARE	
1A AUX			
2A AUX			
3A AUX			
4A AUX			

6ES7136-6RA00-0BF0 + BU20-P8+A4+0B

19 21

			Date	9/21/2022	Volvo Trucks North America	Valiant TMS	ET200S F-RQ Overview KF15.53	Drawing name: =2V03&EFS-EL	= V1KF1	
			Ed.	MKLEPADLO					+ V1UC15	
			Appr		P6700 Underbody Floor Skin - Cell 2V03			Document type: EFS	Project nr: 22-16151	Page 20
Modification	Date	Name	Original		Replacement of / Replaced by	Scale 1:1				1721

-KF15.54
=V1FQ1/4.2
=V1WC4/15.1

ET 200SP SIEMENS
F-RQ 1x24VDC/24..230VAC/5A

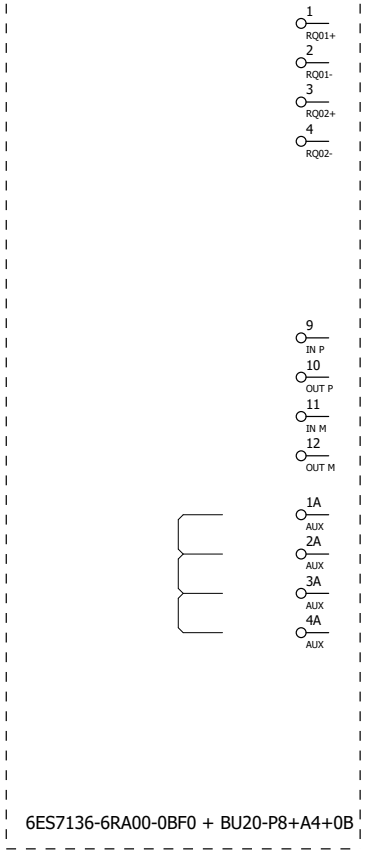

=V1WC4/15.2	14L+	
=V1WC4/15.2	14.1L+	
=V1WC4/15.3	14L+	
=V1WC4/15.4	14.1L+	
=V1FQ1/4.3	Switched Power 4 14.1L+P	
=V1FQ1/4.4	SPARE	
=V1FQ1/4.4	Switched Power 4 14.1L+M	
=V1FQ1/4.5	SPARE	

6ES7136-6RA00-0BF0 + BU20-P8+A4+0B



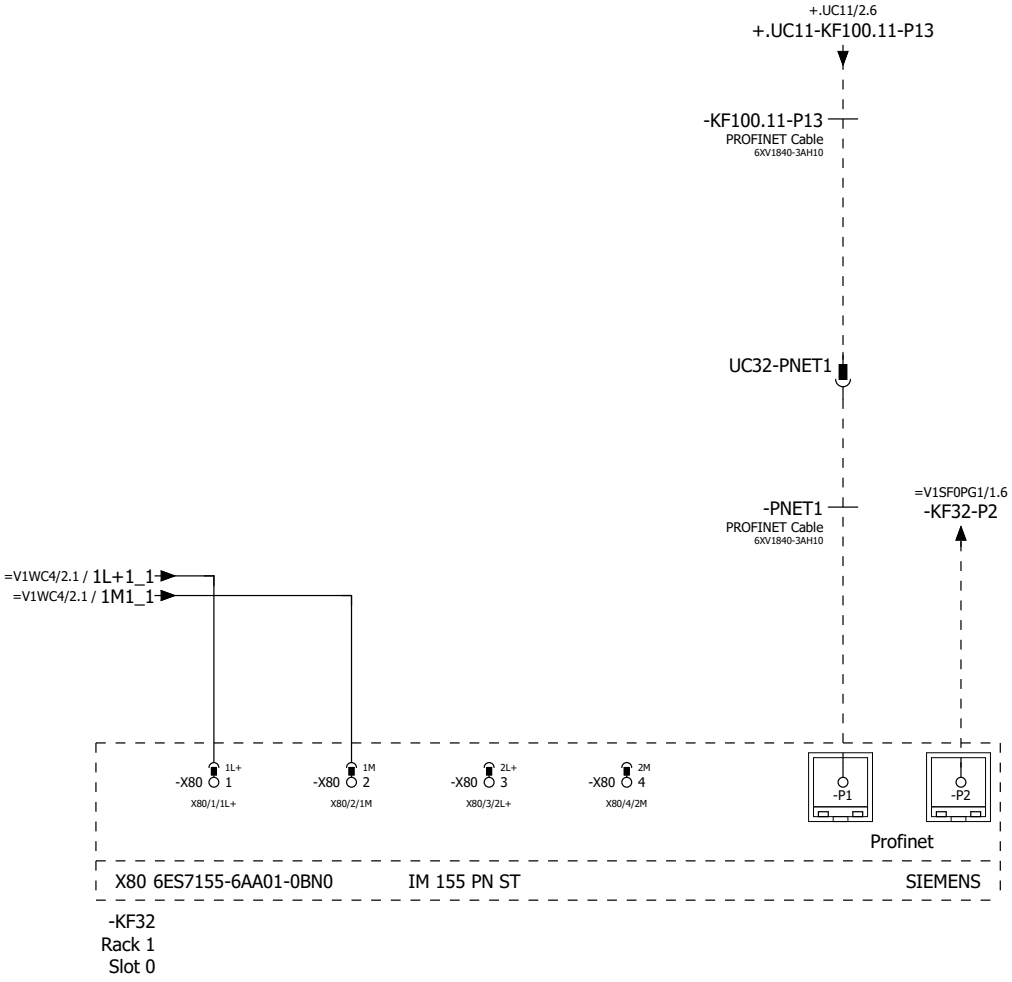

+.UC15/21

2

			Date	9/23/2022	Volvo Trucks North America		Valiant TMS	IM 155 PN	Drawing name: =2V03&EFS-EL	= V1KF1
			Ed.	MKLEPADLO						+ V1UC32
			Appr		P6700 Underbody Floor Skin - Cell 2V03				Document type: EFS	Project nr: 22-16151
Modification	Date	Name	Original		Replacement of	Replaced by	Scale 1:1			Page 1 / 1721

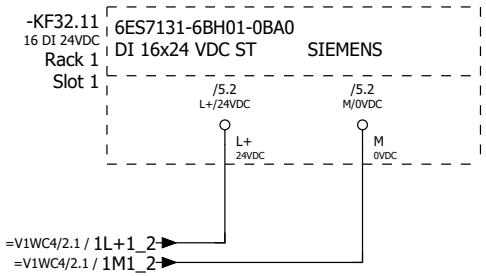

			Date	9/23/2022	Volvo Trucks North America		Valiant TMS	ET200S Wiring DI	Drawing name: =2V03&EFS-EL	= V1KF1	
			Ed.	MKLEPADLO						+ V1UC32	
			Appr		P6700 Underbody Floor Skin - Cell 2V03		Scale 1:1		Document type: EFS	Project nr: 22-16151	Page 2
Modification	Date	Name	Original		Replacement of	Replaced by					1721

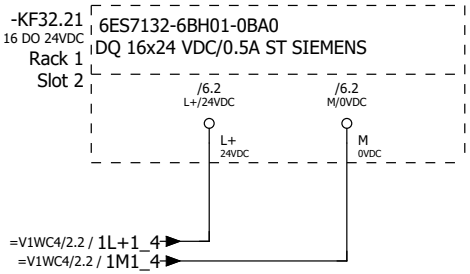

			Date	9/23/2022	Volvo Trucks North America		Valiant TMS	ET200S Wiring DO	Drawing name: =2V03&EFS-EL		= V1KF1
			Ed.	MKLEPADLO							+ V1UC32
			Appr		P6700 Underbody Floor Skin - Cell 2V03				Document type: EFS	Project nr: 22-16151	Page 3
Modification	Date	Name	Original		Replacement of	Replaced by	Scale 1:1				1721

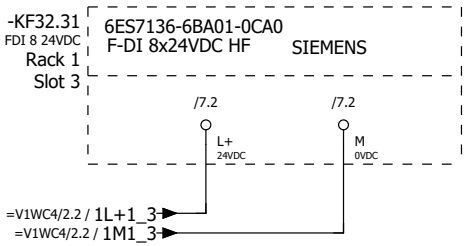

			Date	9/23/2022	Volvo Trucks North America		Valiant TMS	ET200S Wiring F-DI	Drawing name: =2V03&EFS-EL	= V1KF1	
			Ed.	MKLEPADLO						+ V1UC32	
			Appr		P6700 Underbody Floor Skin - Cell 2V03				Document type: EFS	Project nr: 22-16151	Page 4
Modification	Date	Name	Original		Replacement of	Replaced by	Scale 1:1				1721

-KF32.11

ET 200SP SIEMENS
DI 16x24 VDC ST

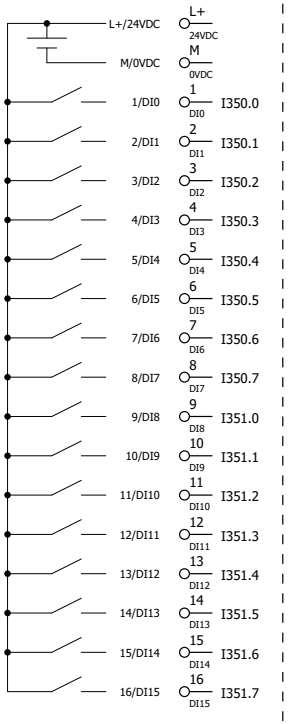

6ES7131-6BH01-0BA0

L+/24VDC		/2.1	
M/0VDC		/2.2	
1/DI0	I350.0		Spare
2/DI1	I350.1		Spare
3/DI2	I350.2	=V1SF0PG1/2.7	Start auto PB
4/DI3	I350.3		Spare
5/DI4	I350.4	=V1SF0PG1/2.5	Work PB
6/DI5	I350.5	=V1SF0PG1/2.2	Home PB
7/DI6	I350.6		Spare
8/DI7	I350.7		Spare
9/DI8	I351.0	=V1WC4/3.2	Monitoring 24 VDC
10/DI9	I351.1	=V1WC4/3.4	Monitoring 24 VDC
11/DI10	I351.2		Spare
12/DI11	I351.3		Spare
13/DI12	I351.4		Spare
14/DI13	I351.5		Spare
15/DI14	I351.6		Spare
16/DI15	I351.7		Spare

			Date	9/21/2022	Volvo Trucks North America		Valiant TMS	ET200S Cross-reference Input module	Drawing name: =2V03&EFS-EL	= V1KF1
			Ed.	MKLEPADLO						+ V1UC32
			Appr		P6700 Underbody Floor Skin - Cell 2V03		Scale 1:1		Document type: EFS	Project nr: 22-16151	Page 5
Modification	Date	Name	Original		Replacement of	Replaced by					1721

-KF32.21

ET 200SP SIEMENS
DQ 16x24 VDC/0.5A ST

L+/24VDC	L+ 24VDC		/3.1		
M/0VDC	M 0VDC		/3.2		
1/DQ0	1 DQ0	Q350.0		Q350.0	Spare
2/DQ1	2 DQ1	Q350.1	=V1SF0PG1/2.8	=V1SF0PG1+V1UC32-PF3_Q	Start auto LT
3/DQ2	3 DQ2	Q350.2		Q350.2	Spare
4/DQ3	4 DQ3	Q350.3		Q350.3	Spare
5/DQ4	5 DQ4	Q350.4		Q350.4	Spare
6/DQ5	6 DQ5	Q350.5		Q350.5	Spare
7/DQ6	7 DQ6	Q350.6		Q350.6	Spare
8/DQ7	8 DQ7	Q350.7		Q350.7	Spare
9/DQ8	9 DQ8	Q351.0		Q351.0	Spare
10/DQ9	10 DQ9	Q351.1		Q351.1	Spare
11/DQ10	11 DQ10	Q351.2		Q351.2	Spare
12/DQ11	12 DQ11	Q351.3		Q351.3	Spare
13/DQ12	13 DQ12	Q351.4		Q351.4	Spare
14/DQ13	14 DQ13	Q351.5		Q351.5	Spare
15/DQ14	15 DQ14	Q351.6		Q351.6	Spare
16/DQ15	16 DQ15	Q351.7		Q351.7	Spare

6ES7132-6BH01-0BA0

5 7

			Date	9/21/2022	Volvo Trucks North America		Valiant TMS	ET200S Cross-reference Output module	Drawing name: =2V03&EFS-EL	= V1KF1
			Ed.	MKLEPADLO						+ V1UC32
			Appr		P6700 Underbody Floor Skin - Cell 2V03				Document type: EFS	Project nr: 22-16151
Modification	Date	Name	Original		Replacement of	Replaced by	Scale 1:1			Page 6 / 1721

-KF32.31
/4.0

ET 200SP SIEMENS
F-DI 8x24VDC HF

	L+ 24VDC	/4.1			
	M 0VDC	/4.2			
I5350.0	1 DI0	=FQ0V1SF1S01/1.3	=FQ0V1SF1S01+UC32-SF1.1	Emergency stop Ch1	
	9 VS0	=FQ0V1SF1S01/1.3			
I5350.1	2 DI1		I5350.1	Spare	
	10 VS1				
I5350.2	3 DI2		I5350.2	Spare	
	11 VS2				
I5350.3	4 DI3		I5350.3	Spare	
	12 VS3				
I5350.4	5 DI4	=FQ0V1SF1S01/1.4	=FQ0V1SF1S01+UC32-SF1.11	Emergency stop Ch2	
	13 VS4	=FQ0V1SF1S01/1.4			
I5350.5	6 DI5		I5350.5	Spare	
	14 VS5				
I5350.6	7 DI6		I5350.6	Spare	
	15 VS6				
I5350.7	8 DI7		I5350.7	Spare	
	16 VS7				

6ES7136-6BA01-0CA0

6 +.UC33/1

			Date	9/21/2022	Volvo Trucks North America	Valiant TMS	ET200S Cross-reference Safe input module	Drawing name: =2V03&EFS-EL	= V1KF1
			Ed.	MKLEPADLO					+ V1UC32
			Appr		P6700 Underbody Floor Skin - Cell 2V03			Document type: EFS	Project nr: 22-16151
Modification	Date	Name	Original		Replacement of / Replaced by	Scale 1:1			Page 7 / 1721



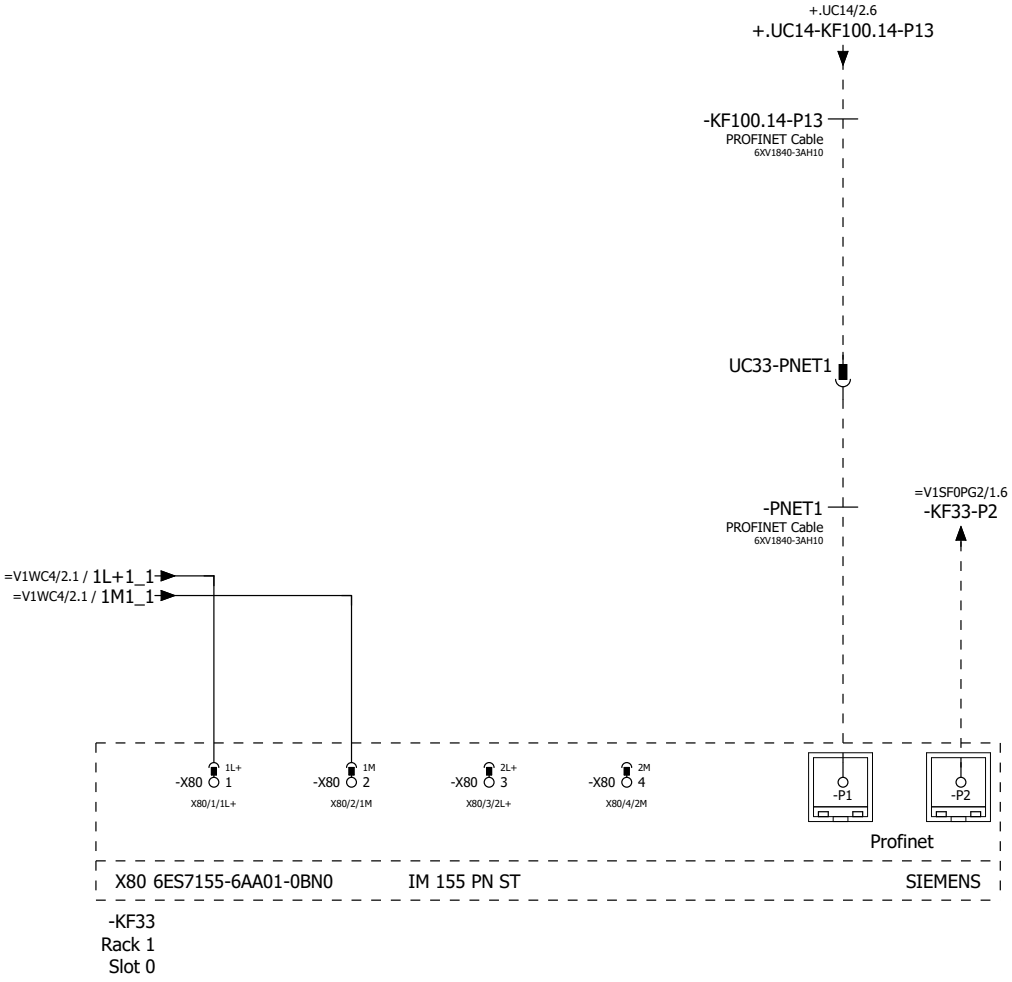

+.UC32/7

2

			Date	9/23/2022	Volvo Trucks North America		Valiant TMS	IM 155 PN	Drawing name: =2V03&EFS-EL	= V1KF1
			Ed.	MKLEPADLO						+ V1UC33
			Appr		P6700 Underbody Floor Skin - Cell 2V03				Document type: EFS	Project nr: 22-16151
Modification	Date	Name	Original		Replacement of	Replaced by	Scale 1:1			Page 1 / 1721

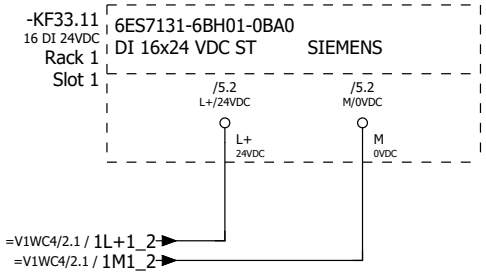

			Date	9/23/2022	Volvo Trucks North America		Valiant TMS	ET200S Wiring DI	Drawing name: =2V03&EFS-EL	= V1KF1	
			Ed.	MKLEPADLO						+ V1UC33	
			Appr		P6700 Underbody Floor Skin - Cell 2V03				Document type: EFS	Project nr: 22-16151	Page 2
Modification	Date	Name	Original		Replacement of	Replaced by	Scale 1:1				1721

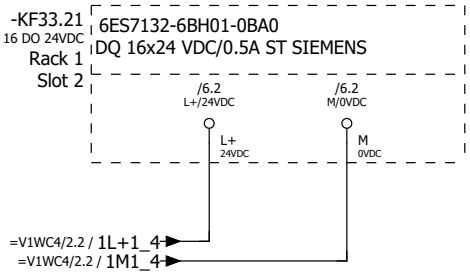

			Date	9/23/2022	Volvo Trucks North America		Valiant TMS	ET200S Wiring DO	Drawing name: =2V03&EFS-EL	= V1KF1	
			Ed.	MKLEPADLO						+ V1UC33	
			Appr		P6700 Underbody Floor Skin - Cell 2V03				Document type: EFS	Project nr: 22-16151	Page 3
Modification	Date	Name	Original		Replacement of	Replaced by	Scale 1:1				1721

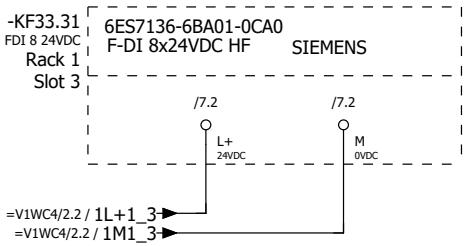

			Date	9/23/2022	Volvo Trucks North America		Valiant TMS	ET200S Wiring F-DI	Drawing name: =2V03&EFS-EL	= V1KF1	
			Ed.	MKLEPADLO						+ V1UC33	
			Appr		P6700 Underbody Floor Skin - Cell 2V03				Document type: EFS	Project nr: 22-16151	Page 4
Modification	Date	Name	Original		Replacement of	Replaced by	Scale 1:1				1721

-KF33.11

ET 200SP SIEMENS
DI 16x24 VDC ST

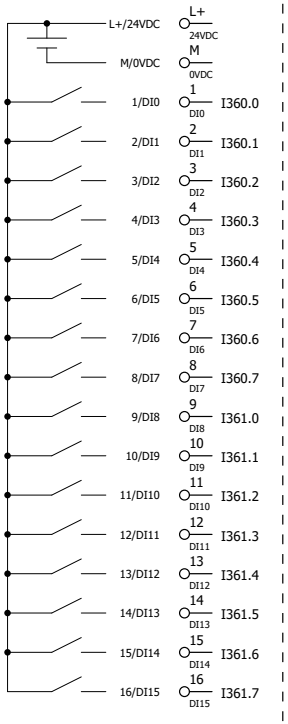

L+/24VDC		/2.1	
M/0VDC		/2.2	
1/DI0	I360.0		Spare
2/DI1	I360.1		Spare
3/DI2	I360.2	=V1SF0PG2/2.7	Start auto PB
4/DI3	I360.3		Spare
5/DI4	I360.4	=V1SF0PG2/2.5	Work PB
6/DI5	I360.5	=V1SF0PG2/2.2	Home PB
7/DI6	I360.6		Spare
8/DI7	I360.7		Spare
9/DI8	I361.0	=V1WC4/3.2	Monitoring 24 VDC
10/DI9	I361.1	=V1WC4/3.4	Monitoring 24 VDC
11/DI10	I361.2		Spare
12/DI11	I361.3		Spare
13/DI12	I361.4		Spare
14/DI13	I361.5		Spare
15/DI14	I361.6		Spare
16/DI15	I361.7		Spare

6ES7131-6BH01-0BA0

-KF33.21

ET 200SP SIEMENS
DQ 16x24 VDC/0.5A ST



L+/24VDC	L+ 24VDC		/3.1		
M/0VDC	M 0VDC		/3.2		
1/DQ0	1 DQ0	Q360.0		Q360.0	Spare
2/DQ1	2 DQ1	Q360.1	=V1SF0PG2/2.8	=V1SF0PG2+V1UC33-PF3_Q	Start auto LT
3/DQ2	3 DQ2	Q360.2		Q360.2	Spare
4/DQ3	4 DQ3	Q360.3		Q360.3	Spare
5/DQ4	5 DQ4	Q360.4		Q360.4	Spare
6/DQ5	6 DQ5	Q360.5		Q360.5	Spare
7/DQ6	7 DQ6	Q360.6		Q360.6	Spare
8/DQ7	8 DQ7	Q360.7		Q360.7	Spare
9/DQ8	9 DQ8	Q361.0		Q361.0	Spare
10/DQ9	10 DQ9	Q361.1		Q361.1	Spare
11/DQ10	11 DQ10	Q361.2		Q361.2	Spare
12/DQ11	12 DQ11	Q361.3		Q361.3	Spare
13/DQ12	13 DQ12	Q361.4		Q361.4	Spare
14/DQ13	14 DQ13	Q361.5		Q361.5	Spare
15/DQ14	15 DQ14	Q361.6		Q361.6	Spare
16/DQ15	16 DQ15	Q361.7		Q361.7	Spare

6ES7132-6BH01-0BA0

5 7

			Date	9/21/2022	Volvo Trucks North America		Valiant TMS	ET200S Cross-reference Output module	Drawing name: =2V03&EFS-EL	= V1KF1
			Ed.	MKLEPADLO						+ V1UC33
			Appr		P6700 Underbody Floor Skin - Cell 2V03				Document type: EFS	Project nr: 22-16151
Modification	Date	Name	Original		Replacement of	Replaced by	Scale 1:1			Page 6 / 1721

-KF33.31
/4.0

ET 200SP SIEMENS
F-DI 8x24VDC HF

	L+ 24VDC	/4.1			
	M 0VDC	/4.2			
I5360.0	1 DI0	=FQ0V1SF1S01/1.3	=FQ0V1SF1S01+UC33-SF1.1	Emergency stop Ch1	
	9 VS0	=FQ0V1SF1S01/1.3			
I5360.1	2 DI1		I5360.1	Spare	
	10 VS1				
I5360.2	3 DI2		I5360.2	Spare	
	11 VS2				
I5360.3	4 DI3		I5360.3	Spare	
	12 VS3				
I5360.4	5 DI4	=FQ0V1SF1S01/1.4	=FQ0V1SF1S01+UC33-SF1.11	Emergency stop Ch2	
	13 VS4	=FQ0V1SF1S01/1.4			
I5360.5	6 DI5		I5360.5	Spare	
	14 VS5				
I5360.6	7 DI6		I5360.6	Spare	
	15 VS6				
I5360.7	8 DI7		I5360.7	Spare	
	16 VS7				

6ES7136-6BA01-0CA0

			Date	9/21/2022	Volvo Trucks North America	Valiant TMS	ET200S Cross-reference Safe input module	Drawing name: =2V03&EFS-EL	= V1KF1
			Ed.	MKLEPADLO					+ V1UC33
			Appr		P6700 Underbody Floor Skin - Cell 2V03	Scale 1:1		Document type: EFS	Project nr: 22-16151
Modification	Date	Name	Original		Replacement of / Replaced by				Page 7 / 1721

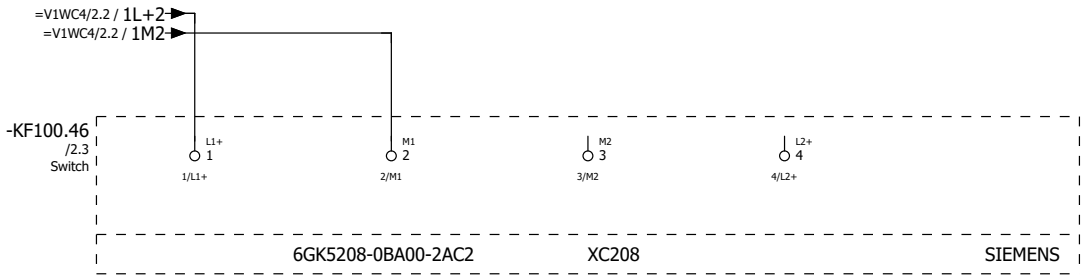

+.UC33/7

2

			Date	9/27/2022	Volvo Trucks North America		Valiant TMS	Switch, Scalance XC208	Drawing name: =2V03&EFS-EL	= V1KF1
			Ed.	MKLEPADLO						+ V1UC46
			Appr		P6700 Underbody Floor Skin - Cell 2V03				Document type: EFS	Project nr: 22-16151
Modification	Date	Name	Original		Replacement of	Replaced by	Scale 1:1			Page 1 / 1721

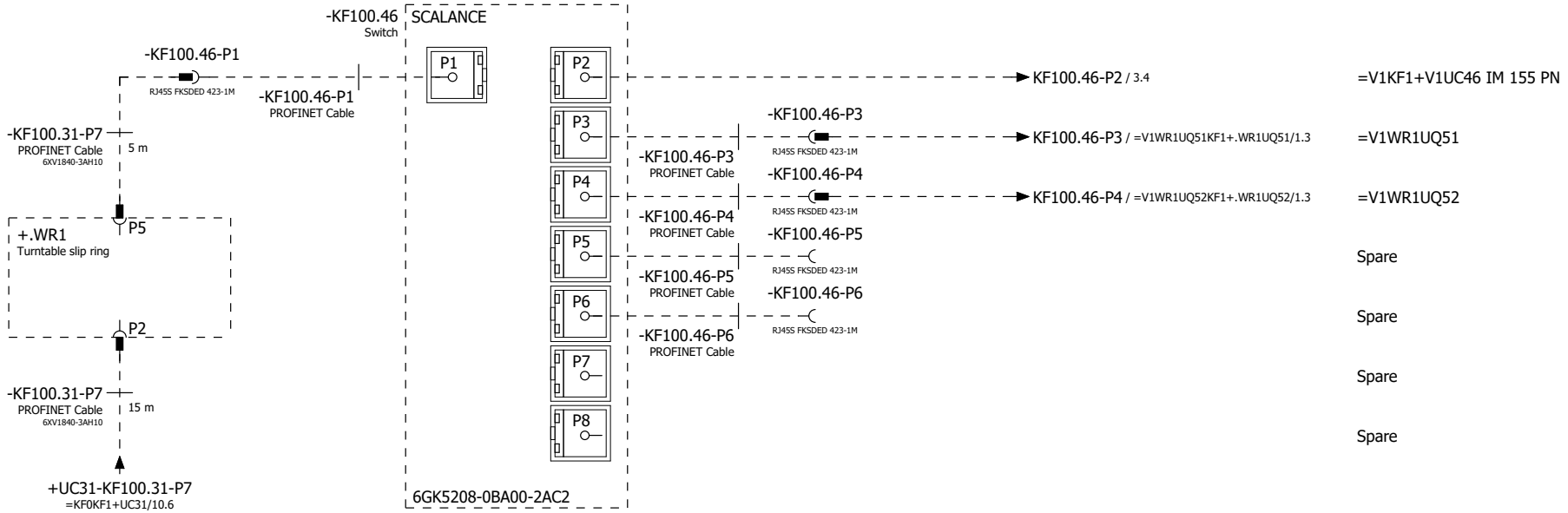

			Date	9/27/2022	Volvo Trucks North America		Valiant TMS	Network Overview	Drawing name: =2V03&EFS-EL	= V1KF1	
			Ed.	MKLEPADLO						+ V1UC46	
			Appr		P6700 Underbody Floor Skin - Cell 2V03				Document type: EFS	Project nr: 22-16151	Page 2
Modification	Date	Name	Original		Replacement of	Replaced by	Scale 1:1				1721



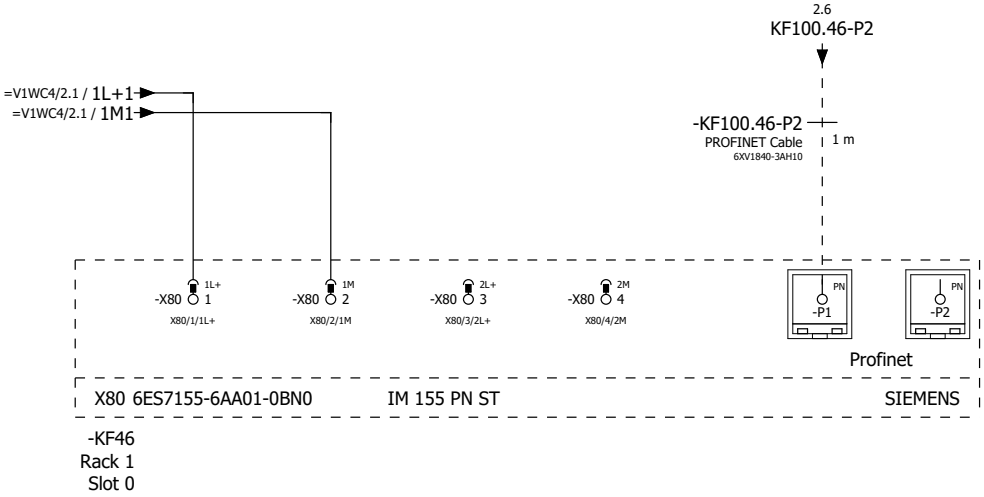

2 4

			Date	9/27/2022	Volvo Trucks North America		Valiant TMS	IM 155 PN	Drawing name: =2V03&EFS-EL	= V1KF1
			Ed.	MKLEPADLO						+ V1UC46
			Appr		P6700 Underbody Floor Skin - Cell 2V03				Document type: EFS	Project nr: 22-16151
Modification	Date	Name	Original		Replacement of	Replaced by	Scale 1:1			Page 3 / 1721

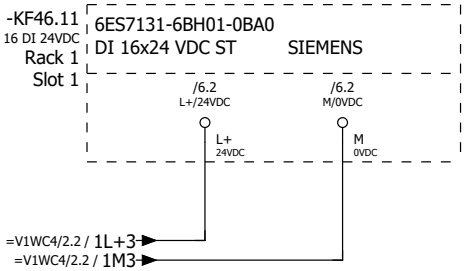

			Date	11/14/2022	Volvo Trucks North America		Valiant TMS	ET200S Wiring DI	Drawing name: =2V03&EFS-EL	= V1KF1	
			Ed.	KMAFFRE						+ V1UC46	
			Appr		P6700 Underbody Floor Skin - Cell 2V03				Document type: EFS	Project nr: 22-16151	Page 4
Modification	Date	Name	Original		Replacement of	Replaced by	Scale 1:1				1721

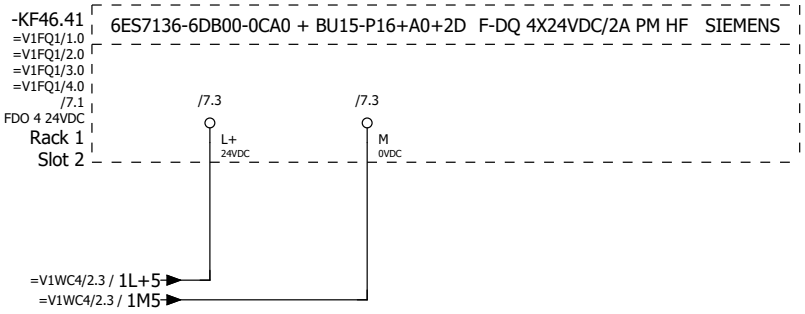

4 6

			Date	9/27/2022	Volvo Trucks North America		Valiant TMS	ET200S Wiring F-DQ	Drawing name: =2V03&EFS-EL	= V1KF1	
			Ed.	MKLEPADLO						+ V1UC46	
			Appr		P6700 Underbody Floor Skin - Cell 2V03				Document type: EFS	Project nr: 22-16151	Page 5
Modification	Date	Name	Original		Replacement of	Replaced by	Scale 1:1				1721

-KF46.11
/4.1

ET 200SP SIEMENS
DI 16x24 VDC ST

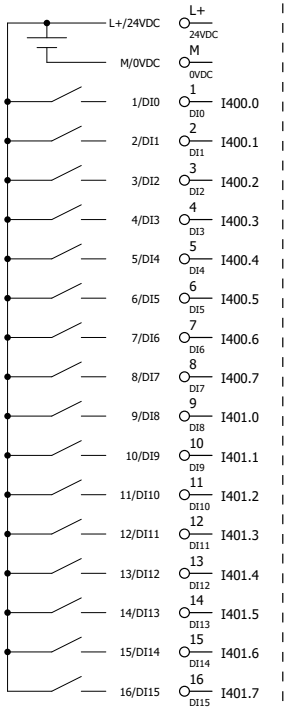

/4.1			
/4.2			
=V1FQ1/1.8	=KF46.51RQ	Monitoring Safety Power 2.1L+	
=V1FQ1/2.8	=KF46.52RQ	Monitoring Safety Power 2.2L+	
=V1FQ1/3.8	=KF46.53RQ	Monitoring Safety Power 3.1L+	
=V1FQ1/4.8	=KF46.54RQ	Monitoring Safety Power 3.2L+	
	I400.4	Spare	
	I400.5	Spare	
	I400.6	Spare	
	I400.7	Spare	
	I401.0	Spare	
	I401.1	Spare	
=V1WC3/2.2	=V1WC3+V1UC46-FC1	Monitoring 120 VAC	
=V1WC4/1.5	=V1WC4+V1UC46-TA1_I	Monitoring 24 VDC	
=V1WC4/1.3	=V1WC4+V1UC46-FC11_I	Monitoring 24 VDC	
	I401.5	Spare	
	I401.6	Spare	
	I401.7	Spare	

6ES7131-6BH01-0BA0

			Date	9/27/2022	Volvo Trucks North America	Valiant TMS	ET200S DI Overview KF46.11	Drawing name: =2V03&EFS-EL	= V1KF1
			Ed.	MKLEPADLO					+ V1UC46
			Appr		P6700 Underbody Floor Skin - Cell 2V03			Document type: EFS	Project nr: 22-16151
Modification	Date	Name	Original		Replacement of	Replaced by	Scale 1:1		Page 6 / 1721

-KF46.41
/5.0

ET 200SP SIEMENS
F-DQ 4X24VDC/2A PM HF



/5.1
/5.2

Q5400.0 1	=V1FQ1/1.1	-KF46.51	UQ51 motion power enable
Q5400.0 5			
QX.0 9	=V1FQ1/1.1		
QX.0 13			
Q5400.1 2	=V1FQ1/2.1	-KF46.52	UQ52 motion power enable
Q5400.1 6			
QX.1 10	=V1FQ1/2.1		
QX.1 14			
Q5400.2 3	=V1FQ1/3.1	-KF46.53	UQ53 motion power enable
Q5400.2 7			
QX.2 11	=V1FQ1/3.1		
QX.2 15			
Q5400.3 4	=V1FQ1/4.1	-KF46.54	UQ54 motion power enable
Q5400.3 8			
QX.3 12	=V1FQ1/4.1		
QX.3 16			

6ES7136-6DB00-0CA0 + BU15-P16+A0+2D

6 8

			Date	9/27/2022	Volvo Trucks North America	Valiant TMS	ET200S F-DQ Overview KF46.41	Drawing name: =2V03&EFS-EL	= V1KF1	
			Ed.	MKLEPADLO					+ V1UC46	
			Appr		P6700 Underbody Floor Skin - Cell 2V03	Scale 1:1		Document type: EFS	Project nr: 22-16151	Page 7
Modification	Date	Name	Original		Replacement of	Replaced by				1721

-KF46.51
=V1FQ1/1.2
=V1WC4/3.1

ET 200SP SIEMENS
F-RQ 1x24VDC/24..230VAC/5A

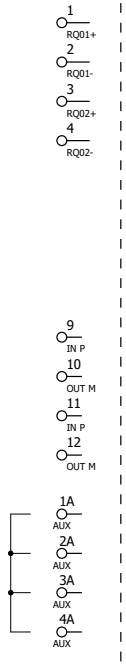

=V1WC4/3.2	2L+
=V1WC4/3.2	2.1L+
=V1WC4/3.3	2L+
=V1WC4/3.4	2.1L+
=V1FQ1/1.3	UQ51 motion power enable
=V1FQ1/1.4	Spare
=V1FQ1/1.4	UQ51 motion power enable
=V1FQ1/1.5	Spare

6ES7136-6RA00-0BF0 + BU20-P8+A4+0B

7 9

			Date	9/27/2022	Volvo Trucks North America	Valiant TMS	ET200S F-RQ Overview KF46.51	Drawing name: =2V03&EFS-EL	= V1KF1	
			Ed.	MKLEPADLO					+ V1UC46	
			Appr		P6700 Underbody Floor Skin - Cell 2V03	Scale 1:1		Document type: EFS	Project nr: 22-16151	Page 8
Modification	Date	Name	Original		Replacement of / Replaced by					1721

-KF46.52
=V1FQ1/2.2
=V1WC4/4.1

ET 200SP SIEMENS
F-RQ 1x24VDC/24..230VAC/5A

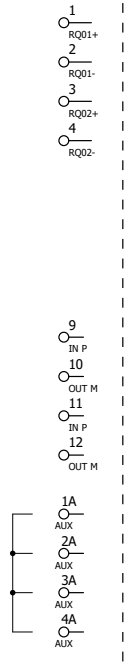

=V1WC4/4.2	2L+
=V1WC4/4.2	2.2L+
=V1WC4/4.3	2L+
=V1WC4/4.4	2.2L+
=V1FQ1/2.3	UQ52 motion power enable
=V1FQ1/2.4	Spare
=V1FQ1/2.4	UQ52 motion power enable
=V1FQ1/2.5	Spare

6ES7136-6RA00-0BF0 + BU20-P8+A4+0B

8 10

			Date	9/27/2022	Volvo Trucks North America		Valiant TMS	ET200S F-RQ Overview KF46.52	Drawing name: =2V03&EFS-EL	= V1KF1	
			Ed.	MKLEPADLO						+ V1UC46	
			Appr		P6700 Underbody Floor Skin - Cell 2V03		Scale 1:1		Document type: EFS	Project nr: 22-16151	Page 9
Modification	Date	Name	Original		Replacement of	Replaced by					1721

-KF46.53
=V1FQ1/3.2
=V1WC4/5.1

ET 200SP SIEMENS
F-RQ 1x24VDC/24..230VAC/5A

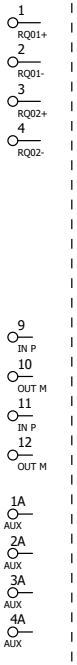

=V1WC4/5.2	3L+	
=V1WC4/5.2	3.1L+	
=V1WC4/5.3	3L+	
=V1WC4/5.4	3.1L+	
=V1FQ1/3.3	UQ53 motion power enable	
=V1FQ1/3.4	Spare	
=V1FQ1/3.4	UQ53 motion power enable	
=V1FQ1/3.5	Spare	

6ES7136-6RA00-0BF0 + BU20-P8+A4+0B

			Date	9/27/2022	Volvo Trucks North America	Valiant TMS	ET200S F-RQ Overview KF46.53	Drawing name: =2V03&EFS-EL	= V1KF1	
			Ed.	MKLEPADLO					+ V1UC46	
			Appr		P6700 Underbody Floor Skin - Cell 2V03	Scale 1:1		Document type: EFS	Project nr: 22-16151	Page 10
Modification	Date	Name	Original		Replacement of / Replaced by					1721

-KF46.54
=V1FQ1/4.2
=V1WC4/6.1

ET 200SP SIEMENS
F-RQ 1x24VDC/24..230VAC/5A

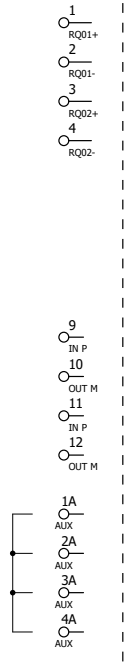

=V1WC4/6.2	3L+	
=V1WC4/6.2	3.2L+	
=V1WC4/6.3	3L+	
=V1WC4/6.4	3.2L+	
=V1FQ1/4.3	UQ54 motion power enable	
=V1FQ1/4.4	Spare	
=V1FQ1/4.4	UQ54 motion power enable	
=V1FQ1/4.5	Spare	

6ES7136-6RA00-0BF0 + BU20-P8+A4+0B

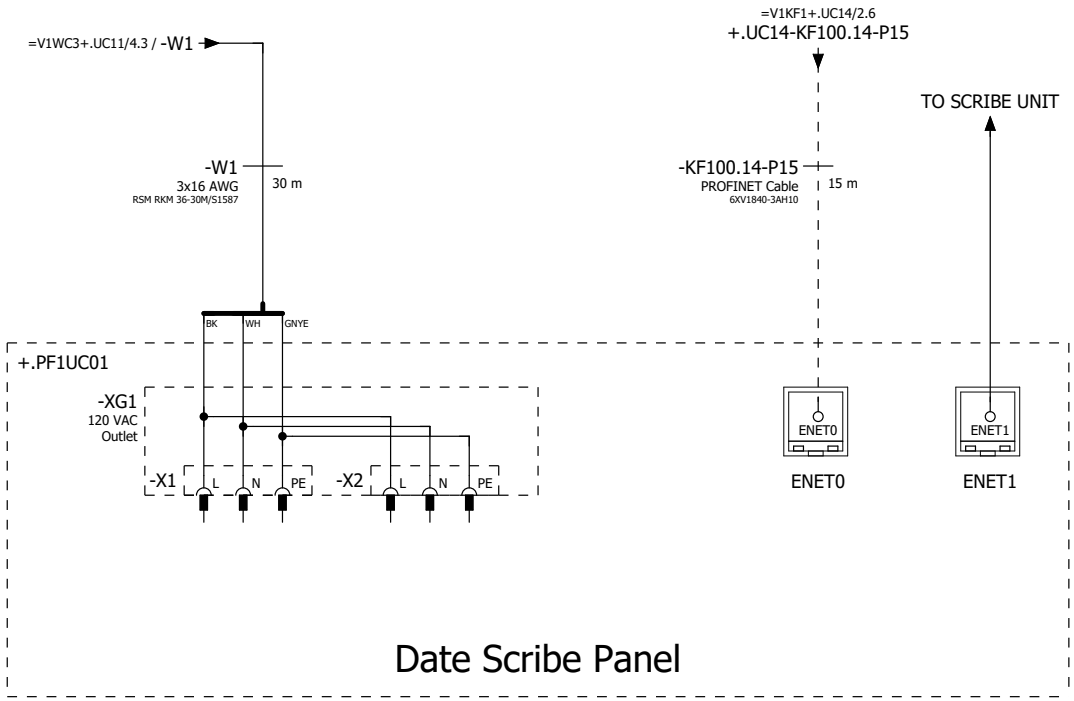

=V1KF1+.UC46/11

=V1PZ1PF1+.UC61/1

			Date	10/31/2022	Volvo Trucks North America	Valiant TMS	Incoming power & profinet	Drawing name: =2V03&EFS-EL	= V1PF1WC3	
			Ed.	MKLEPADLO					+ V1PF1UC01	
			Appr		P6700 Underbody Floor Skin - Cell 2V03			Document type: EFS	Project nr: 22-16151	Page 1
Modification	Date	Name	Original		Replacement of / Replaced by	Scale 1:1				1721

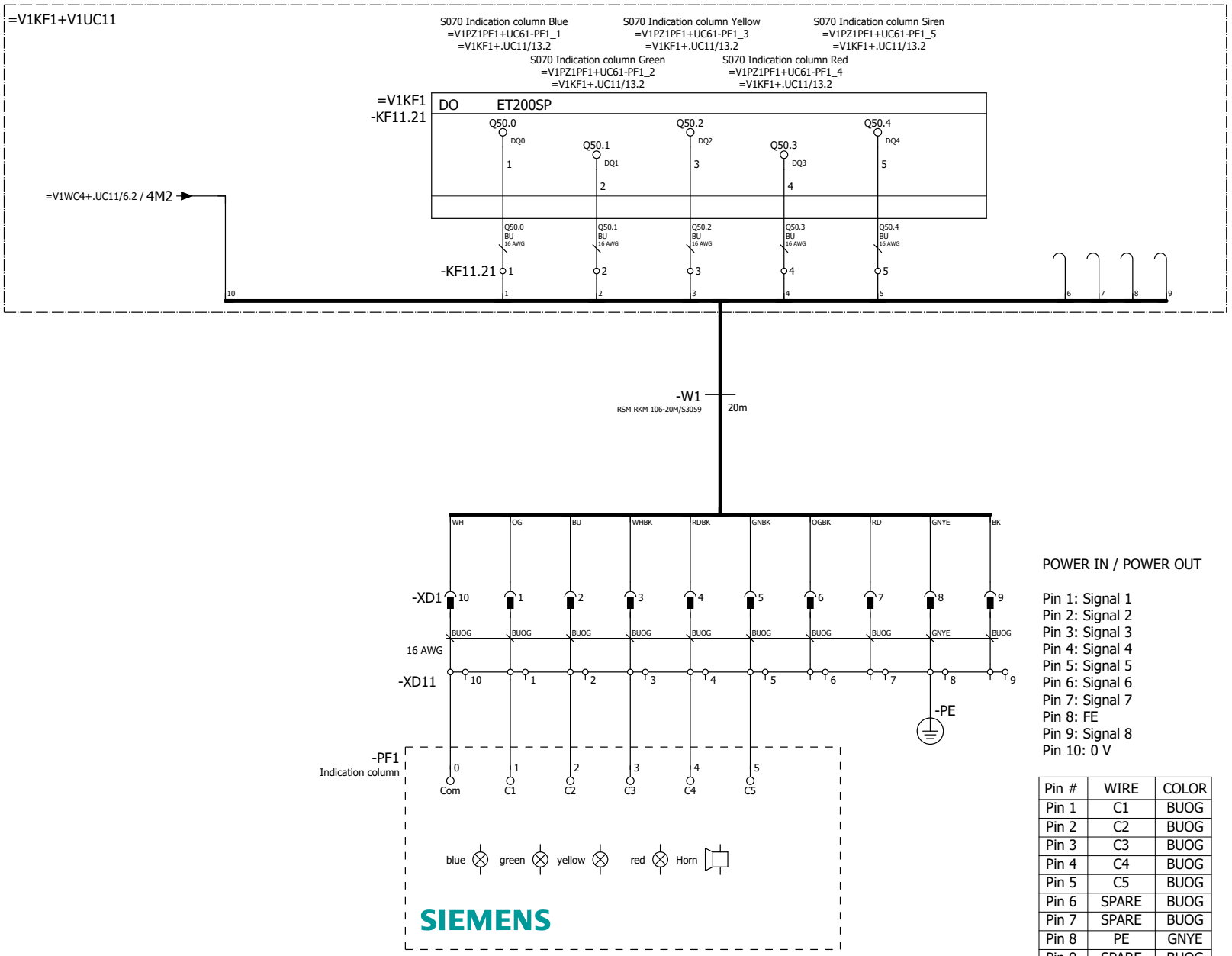

POWER IN / POWER OUT

Pin 1: Signal 1
Pin 2: Signal 2
Pin 3: Signal 3
Pin 4: Signal 4
Pin 5: Signal 5
Pin 6: Signal 6
Pin 7: Signal 7
Pin 8: FE
Pin 9: Signal 8
Pin 10: 0 V

Pin #	WIRE	COLOR
Pin 1	C1	BUOG
Pin 2	C2	BUOG
Pin 3	C3	BUOG
Pin 4	C4	BUOG
Pin 5	C5	BUOG
Pin 6	SPARE	BUOG
Pin 7	SPARE	BUOG
Pin 8	PE	GNYE
Pin 9	SPARE	BUOG
Pin 10	COM	BUOG

=V1PF1WC3+.PF1UC01/1

=V1PZ1PF2+.UC62/1

			Date	9/23/2022	Volvo Trucks North America	Valiant TMS	S070 Indication column	Drawing name: =2V03&EFS-EL	= V1PZ1PF1
			Ed.	MKLEPADLO					+ V1UC61
			Appr		P6700 Underbody Floor Skin - Cell 2V03	Scale 1:1		Document type: EFS	Project nr: 22-16151
Modification	Date	Name	Original		Replacement of / Replaced by				Page 1 / 1721

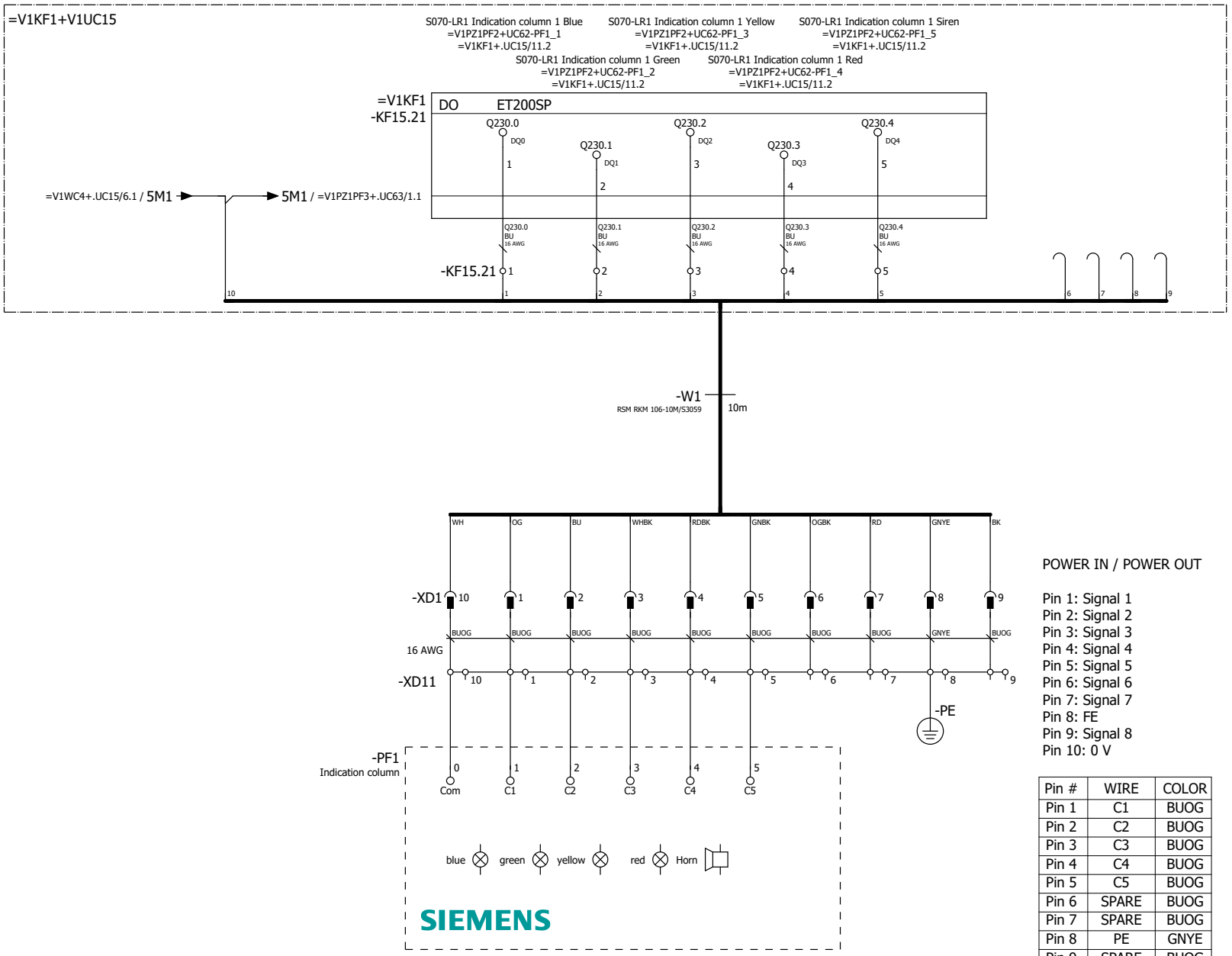

POWER IN / POWER OUT

Pin 1: Signal 1
Pin 2: Signal 2
Pin 3: Signal 3
Pin 4: Signal 4
Pin 5: Signal 5
Pin 6: Signal 6
Pin 7: Signal 7
Pin 8: FE
Pin 9: Signal 8
Pin 10: 0 V

Pin #	WIRE	COLOR
Pin 1	C1	BUOG
Pin 2	C2	BUOG
Pin 3	C3	BUOG
Pin 4	C4	BUOG
Pin 5	C5	BUOG
Pin 6	SPARE	BUOG
Pin 7	SPARE	BUOG
Pin 8	PE	GNYE
Pin 9	SPARE	BUOG
Pin 10	COM	BUOG

=V1PZ1PF1+.UC61/1

=V1PZ1PF3+.UC63/1

			Date	9/23/2022	Volvo Trucks North America	Valiant TMS	S070-LR1 Indication column 1	Drawing name: =2V03&EFS-EL	= V1PZ1PF2 + V1UC62
			Ed.	MKLEPADLO	P6700 Underbody Floor Skin - Cell 2V03	Scale 1:1		Document type: EFS	Project nr: 22-16151
			Appr						Page 1 / 1721
Modification	Date	Name	Original		Replacement of	Replaced by			

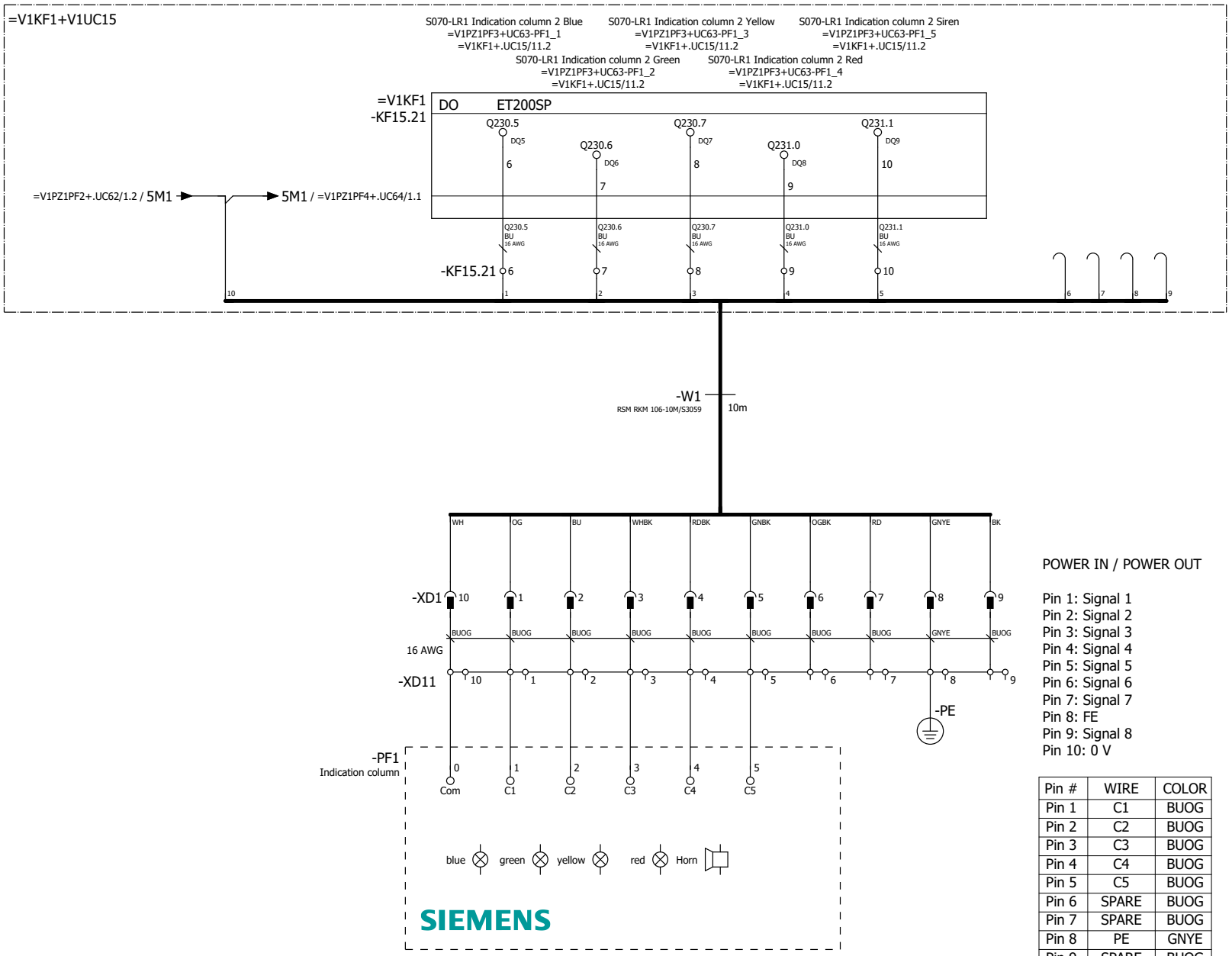

POWER IN / POWER OUT

Pin 1: Signal 1
Pin 2: Signal 2
Pin 3: Signal 3
Pin 4: Signal 4
Pin 5: Signal 5
Pin 6: Signal 6
Pin 7: Signal 7
Pin 8: FE
Pin 9: Signal 8
Pin 10: 0 V

Pin #	WIRE	COLOR
Pin 1	C1	BUOG
Pin 2	C2	BUOG
Pin 3	C3	BUOG
Pin 4	C4	BUOG
Pin 5	C5	BUOG
Pin 6	SPARE	BUOG
Pin 7	SPARE	BUOG
Pin 8	PE	GNYE
Pin 9	SPARE	BUOG
Pin 10	COM	BUOG

=V1PZ1PF2+.UC62/1

=V1PZ1PF4+.UC64/1

			Date	9/23/2022	Volvo Trucks North America	Valiant TMS	S070-LR1 Indication column 2	Drawing name: =2V03&EFS-EL
			Ed.	MKLEPADLO				= V1PZ1PF3 + V1UC63
			Appr		P6700 Underbody Floor Skin - Cell 2V03	Scale 1:1		Document type: EFS
Modification	Date	Name	Original		Replacement of / Replaced by			Project nr: 22-16151

Page 1 / 1721

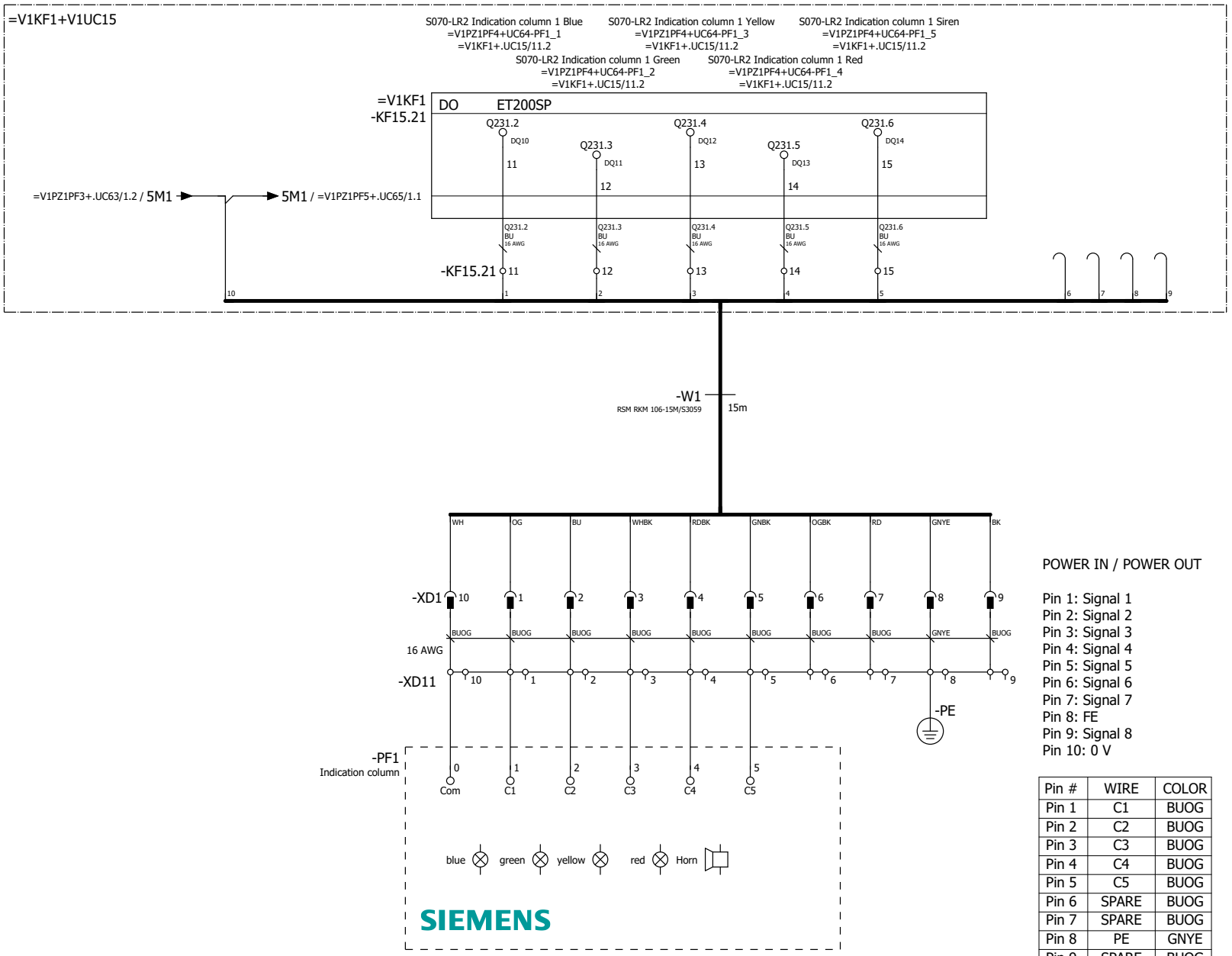

POWER IN / POWER OUT

Pin 1: Signal 1
Pin 2: Signal 2
Pin 3: Signal 3
Pin 4: Signal 4
Pin 5: Signal 5
Pin 6: Signal 6
Pin 7: Signal 7
Pin 8: FE
Pin 9: Signal 8
Pin 10: 0 V

Pin #	WIRE	COLOR
Pin 1	C1	BUOG
Pin 2	C2	BUOG
Pin 3	C3	BUOG
Pin 4	C4	BUOG
Pin 5	C5	BUOG
Pin 6	SPARE	BUOG
Pin 7	SPARE	BUOG
Pin 8	PE	GNYE
Pin 9	SPARE	BUOG
Pin 10	COM	BUOG

=V1PZ1PF3+.UC63/1

=V1PZ1PF5+.UC65/1

			Date	9/23/2022	Volvo Trucks North America	Valiant TMS	S070-LR2 Indication column 1	Drawing name: =2V03&EFS-EL	= V1PZ1PF4 + V1UC64
			Ed.	MKLEPADLO	P6700 Underbody Floor Skin - Cell 2V03	Scale 1:1		Document type: EFS	Project nr: 22-16151
			Appr						Page 1 / 1721
Modification	Date	Name	Original		Replacement of	Replaced by			

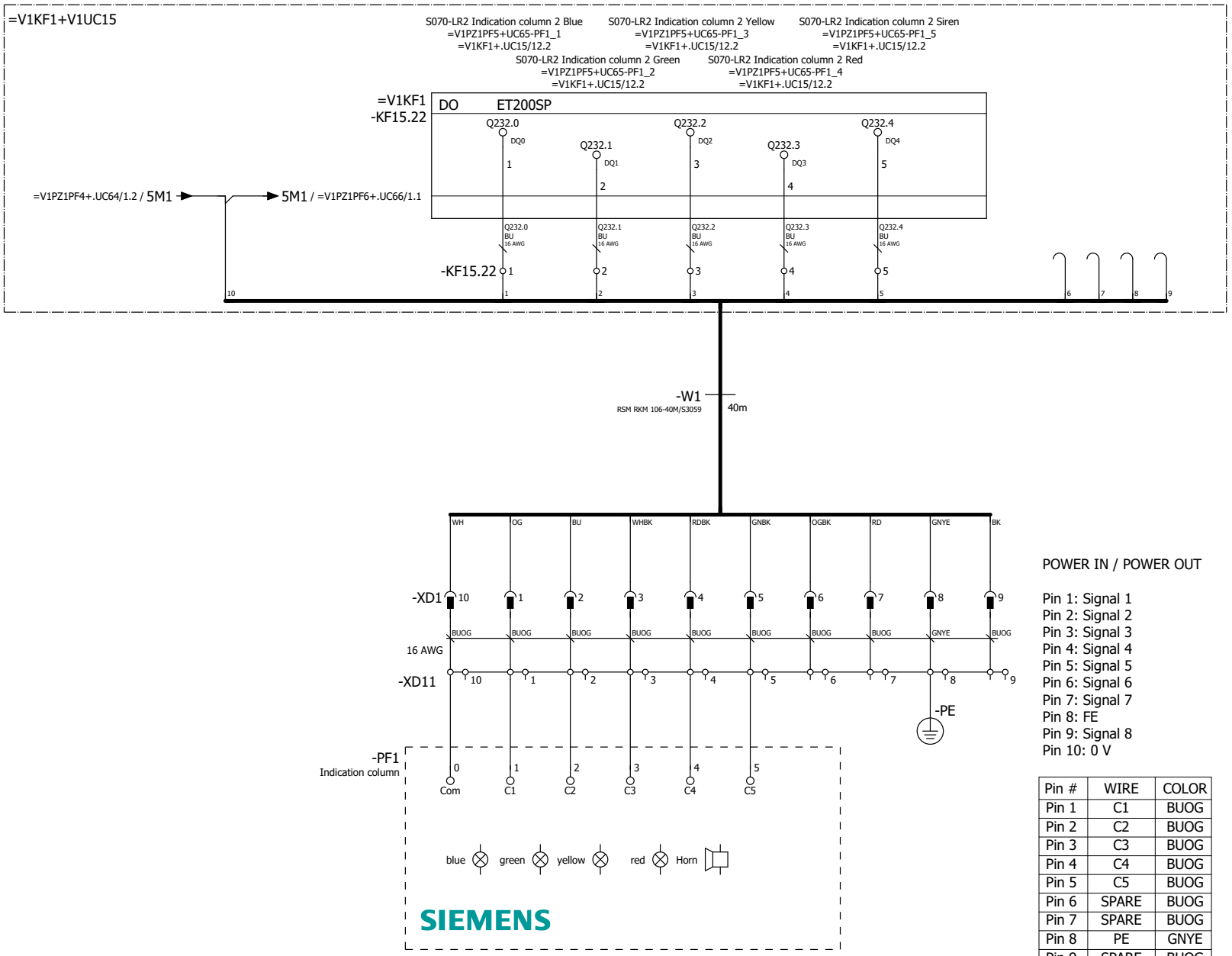

POWER IN / POWER OUT

Pin 1: Signal 1
Pin 2: Signal 2
Pin 3: Signal 3
Pin 4: Signal 4
Pin 5: Signal 5
Pin 6: Signal 6
Pin 7: Signal 7
Pin 8: FE
Pin 9: Signal 8
Pin 10: 0 V

Pin #	WIRE	COLOR
Pin 1	C1	BUOG
Pin 2	C2	BUOG
Pin 3	C3	BUOG
Pin 4	C4	BUOG
Pin 5	C5	BUOG
Pin 6	SPARE	BUOG
Pin 7	SPARE	BUOG
Pin 8	PE	GNYE
Pin 9	SPARE	BUOG
Pin 10	COM	BUOG

=V1PZ1PF4+.UC64/1

=V1PZ1PF6+.UC66/1

			Date	9/23/2022	Volvo Trucks North America	Valiant TMS	S070-LR2 Indication column 2	Drawing name: =2V03&EFS-EL
			Ed.	MKLEPADLO				= V1PZ1PF5
			Appr		P6700 Underbody Floor Skin - Cell 2V03			+ V1UC65
Modification	Date	Name	Original		Replacement of / Replaced by	Scale 1:1		Document type: EFS / Project nr: 22-16151 / Page 1 / 1721

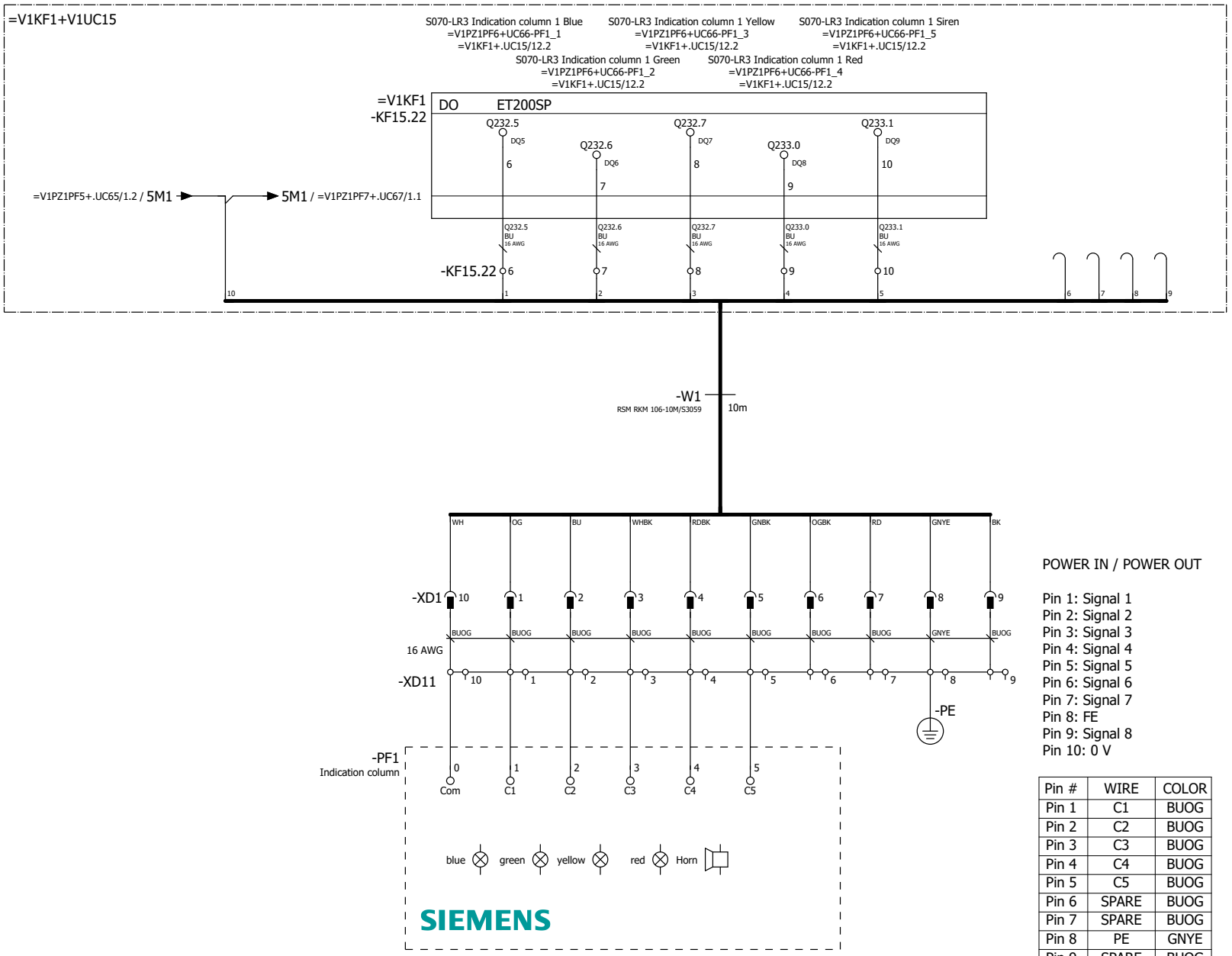

POWER IN / POWER OUT

Pin 1: Signal 1
Pin 2: Signal 2
Pin 3: Signal 3
Pin 4: Signal 4
Pin 5: Signal 5
Pin 6: Signal 6
Pin 7: Signal 7
Pin 8: FE
Pin 9: Signal 8
Pin 10: 0 V

Pin #	WIRE	COLOR
Pin 1	C1	BUOG
Pin 2	C2	BUOG
Pin 3	C3	BUOG
Pin 4	C4	BUOG
Pin 5	C5	BUOG
Pin 6	SPARE	BUOG
Pin 7	SPARE	BUOG
Pin 8	PE	GNYE
Pin 9	SPARE	BUOG
Pin 10	COM	BUOG

=V1PZ1PF5+.UC65/1

=V1PZ1PF7+.UC67/1

			Date	9/23/2022	Volvo Trucks North America	Valiant TMS	S070-LR3 Indication column 1	Drawing name: =2V03&EFS-EL
			Ed.	MKLEPADLO	P6700 Underbody Floor Skin - Cell 2V03	Scale 1:1		Document type: EFS
			Appr					Project nr: 22-16151
Modification	Date	Name	Original		Replacement of	Replaced by		

= V1PZ1PF6
+ V1UC66

Page 1
1721

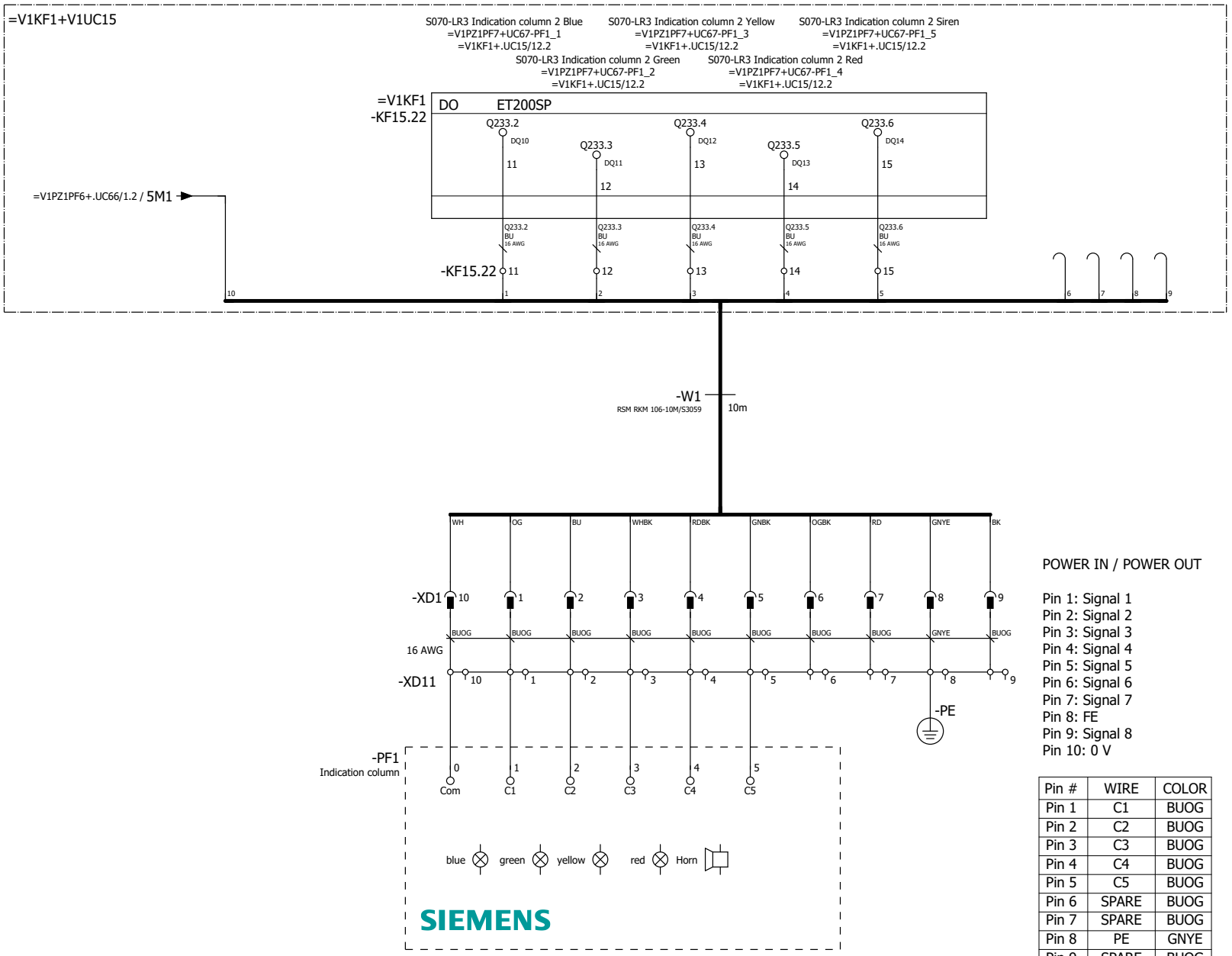

POWER IN / POWER OUT

Pin 1: Signal 1
Pin 2: Signal 2
Pin 3: Signal 3
Pin 4: Signal 4
Pin 5: Signal 5
Pin 6: Signal 6
Pin 7: Signal 7
Pin 8: FE
Pin 9: Signal 8
Pin 10: 0 V

Pin #	WIRE	COLOR
Pin 1	C1	BUOG
Pin 2	C2	BUOG
Pin 3	C3	BUOG
Pin 4	C4	BUOG
Pin 5	C5	BUOG
Pin 6	SPARE	BUOG
Pin 7	SPARE	BUOG
Pin 8	PE	GNYE
Pin 9	SPARE	BUOG
Pin 10	COM	BUOG

=V1PZ1PF6+.UC66/1

=V1PZ1PF8+.UC68/1

			Date	9/23/2022	Volvo Trucks North America	Valiant TMS	S070-LR3 Indication column 2	Drawing name: =2V03&EFS-EL	= V1PZ1PF7
			Ed.	MKLEPADLO					+ V1UC67
			Appr		P6700 Underbody Floor Skin - Cell 2V03	Scale 1:1		Document type: EFS	Project nr: 22-16151
Modification	Date	Name	Original		Replacement of	Replaced by			Page 1 / 1721

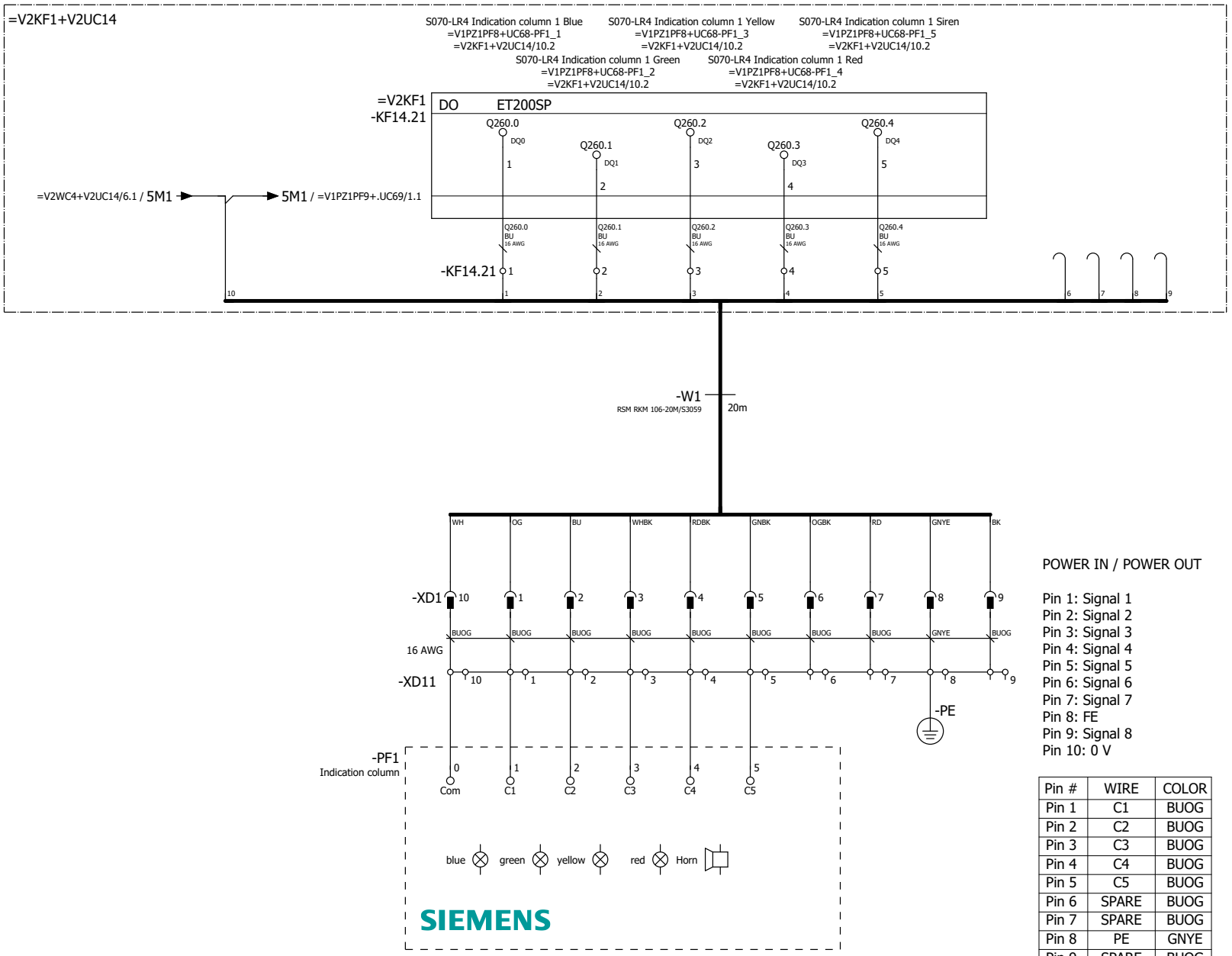

POWER IN / POWER OUT

Pin 1: Signal 1
Pin 2: Signal 2
Pin 3: Signal 3
Pin 4: Signal 4
Pin 5: Signal 5
Pin 6: Signal 6
Pin 7: Signal 7
Pin 8: FE
Pin 9: Signal 8
Pin 10: 0 V

Pin #	WIRE	COLOR
Pin 1	C1	BUOG
Pin 2	C2	BUOG
Pin 3	C3	BUOG
Pin 4	C4	BUOG
Pin 5	C5	BUOG
Pin 6	SPARE	BUOG
Pin 7	SPARE	BUOG
Pin 8	PE	GNYE
Pin 9	SPARE	BUOG
Pin 10	COM	BUOG

=V1PZ1PF7+.UC67/1

=V1PZ1PF9+.UC69/1

			Date	9/23/2022	Volvo Trucks North America	Valiant TMS	S070-LR4 Indication column 1	Drawing name: =2V03&EFS-EL	= V1PZ1PF8
			Ed.	MKLEPADLO					+ V1UC68
			Appr		P6700 Underbody Floor Skin - Cell 2V03	Scale 1:1		Document type: EFS	Project nr: 22-16151
Modification	Date	Name	Original		Replacement of / Replaced by				Page 1 / 1721

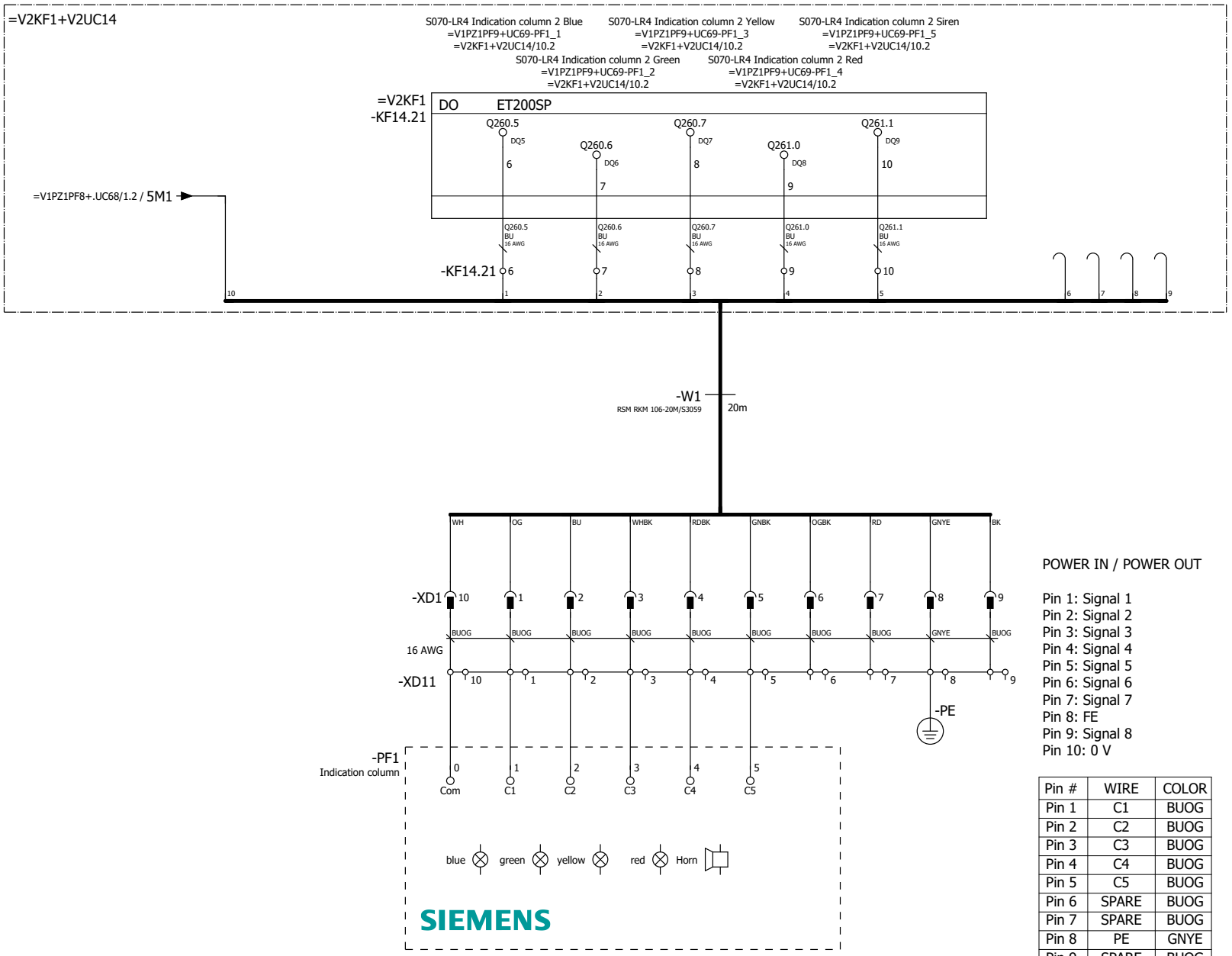

POWER IN / POWER OUT

Pin 1: Signal 1
Pin 2: Signal 2
Pin 3: Signal 3
Pin 4: Signal 4
Pin 5: Signal 5
Pin 6: Signal 6
Pin 7: Signal 7
Pin 8: FE
Pin 9: Signal 8
Pin 10: 0 V

Pin #	WIRE	COLOR
Pin 1	C1	BUOG
Pin 2	C2	BUOG
Pin 3	C3	BUOG
Pin 4	C4	BUOG
Pin 5	C5	BUOG
Pin 6	SPARE	BUOG
Pin 7	SPARE	BUOG
Pin 8	PE	GNYE
Pin 9	SPARE	BUOG
Pin 10	COM	BUOG

=V1PZ1PF8+.UC68/1

=V1SF0PG1+.UC32/1

			Date	9/23/2022	Volvo Trucks North America	Valiant TMS	S070-LR4 Indication column 2	Drawing name: =2V03&EFS-EL	= V1PZ1PF9
			Ed.	MKLEPADLO					+ V1UC69
			Appr		P6700 Underbody Floor Skin - Cell 2V03	Scale 1:1		Document type: EFS	Project nr: 22-16151
Modification	Date	Name	Original		Replacement of	Replaced by			Page 1 / 1721

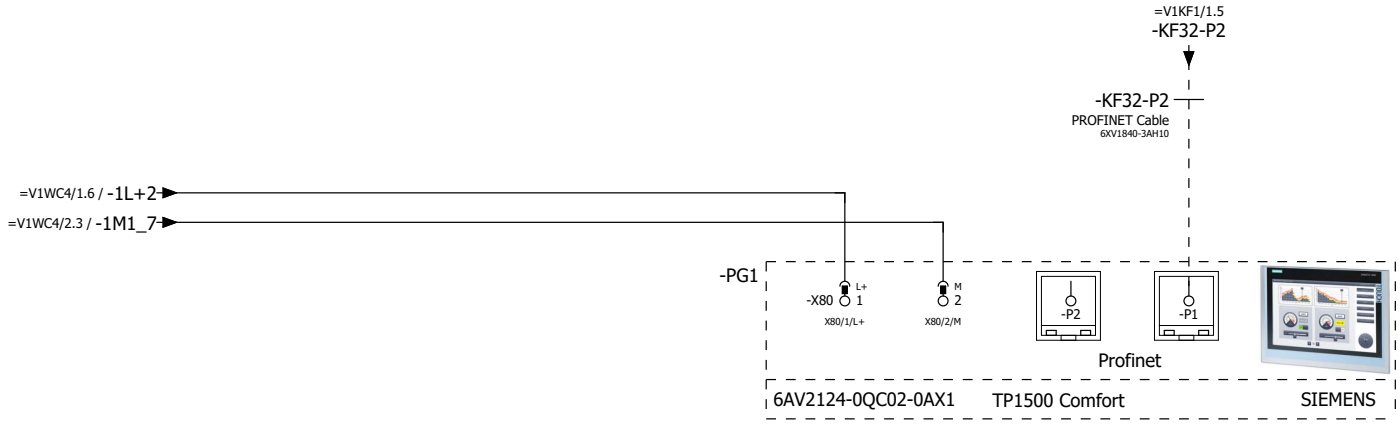

=V1PZ1PF9+.UC69/1

2

			Date	10/12/2022	Volvo Trucks North America		Valiant TMS	TP1500: SOP Display	Drawing name: =2V03&EFS-EL	= V1SF0PG1	
			Ed.	MKLEPADLO						+ V1UC32	
			Appr		P6700 Underbody Floor Skin - Cell 2V03		Scale 1:1		Document type: EFS	Project nr: 22-16151	Page 1
Modification	Date	Name	Original		Replacement of	Replaced by					1721

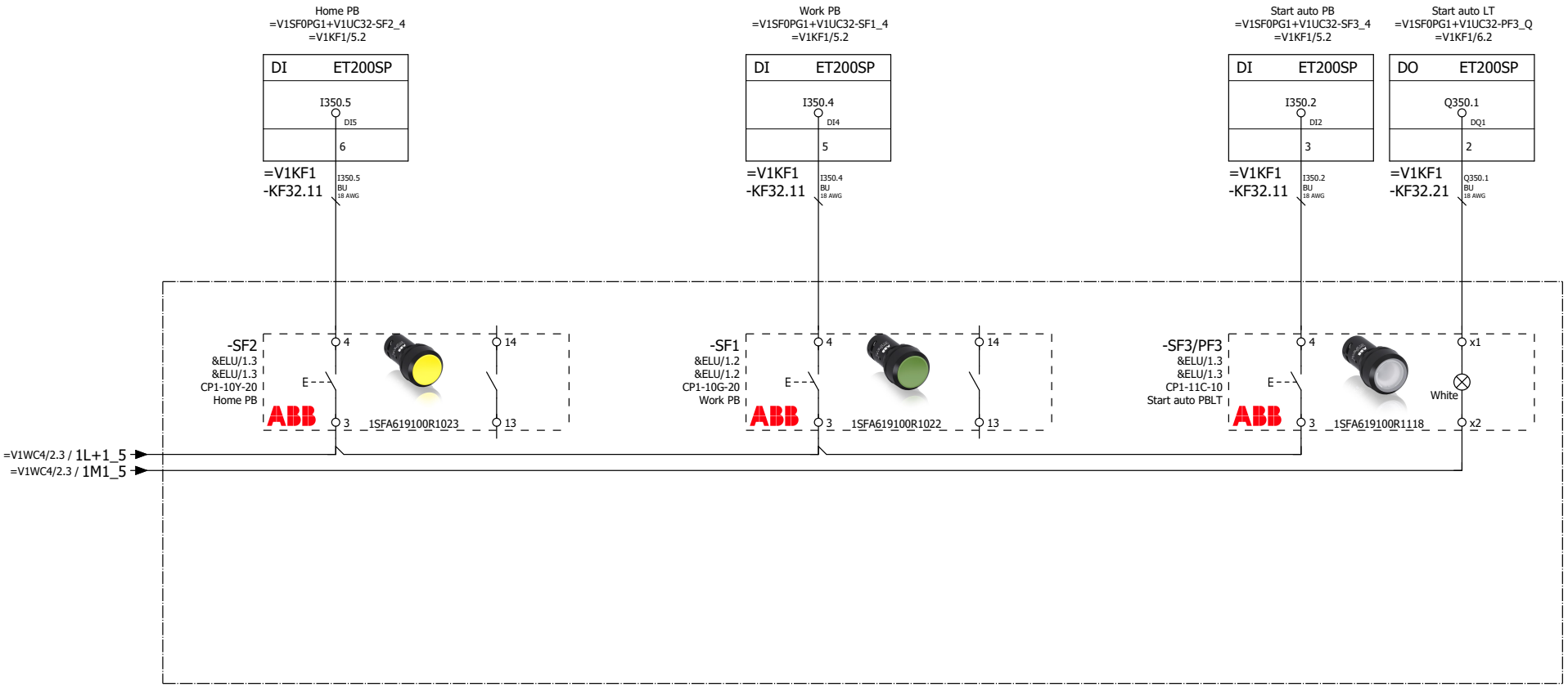

=V1SF0PG2+.UC33/1

			Date	9/23/2022	Volvo Trucks North America	Valiant TMS	Operating box SOP	Drawing name: =2V03&EFS-EL	= V1SF0PG1	
			Ed.	MKLEPADLO					+ V1UC32	
			Appr		P6700 Underbody Floor Skin - Cell 2V03			Document type: EFS	Project nr: 22-16151	Page 2
Modification	Date	Name	Original		Replacement of / Replaced by	Scale 1:1				1721

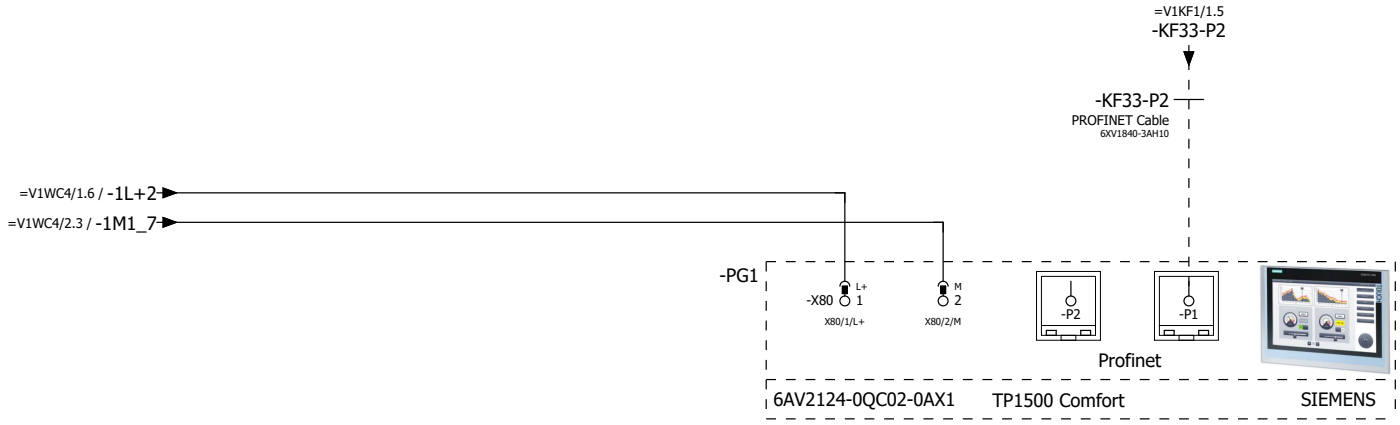

=V1SF0PG1+.UC32/2

2

			Date	10/12/2022	Volvo Trucks North America		Valiant TMS	TP1500: SOP Display	Drawing name: =2V03&EFS-EL	= V1SF0PG2
			Ed.	MKLEPADLO						+ V1UC33
			Appr		P6700 Underbody Floor Skin - Cell 2V03		Scale 1:1		Document type: EFS	Project nr: 22-16151
Modification	Date	Name	Original		Replacement of	Replaced by				Page 1 / 1721

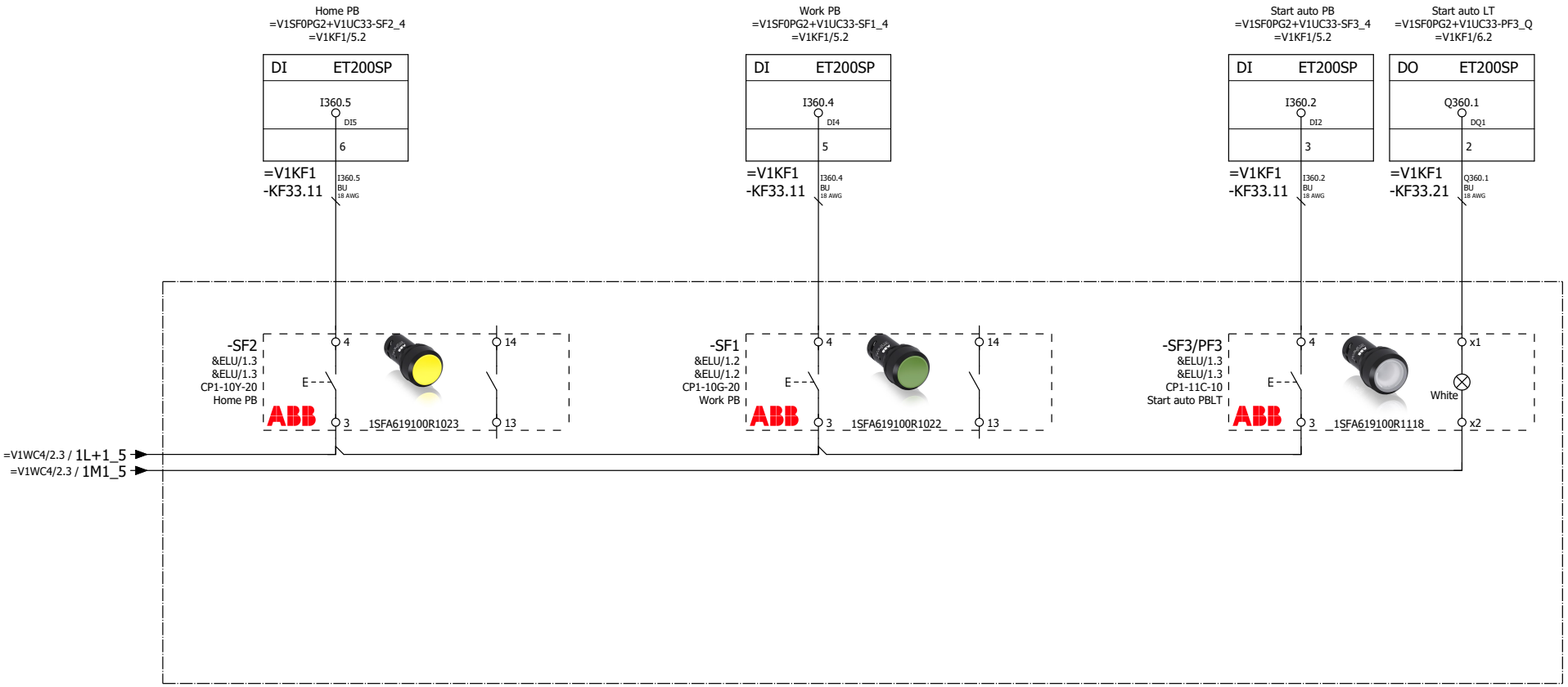

=V1SF0PG3+.UC51/1

			Date	9/23/2022	Volvo Trucks North America		Valiant TMS	Operating box SOP	Drawing name: =2V03&EFS-EL	= V1SF0PG2
			Ed.	MKLEPADLO						+ V1UC33
			Appr		P6700 Underbody Floor Skin - Cell 2V03				Document type: EFS	Project nr: 22-16151
Modification	Date	Name	Original		Replacement of	Replaced by	Scale 1:1			Page 2 / 1721

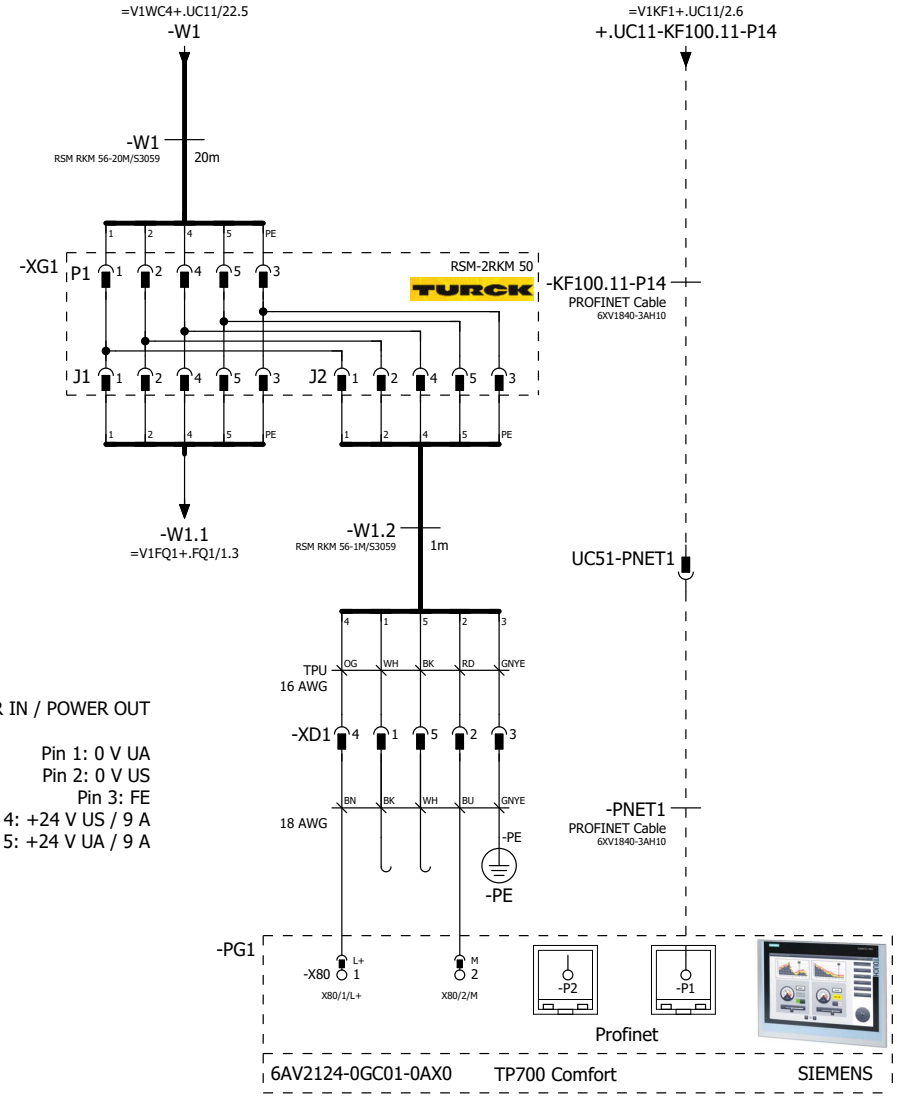

Pin #	WIRE	COLOR
Pin 1	N/C	BK
Pin 2	M	BU
Pin 3	PE	GNYE
Pin 4	L+	BN
Pin 5	N/C	WH

POWER IN / POWER OUT

Pin 1: 0 V UA
Pin 2: 0 V US
Pin 3: FE
Pin 4: +24 V US / 9 A
Pin 5: +24 V UA / 9 A

=V1SF0PG2+.UC33/2

=V1SF0SF1+.UC71/1

			Date	10/31/2022	Volvo Trucks North America	Valiant TMS	TP700: S070 Display	Drawing name: =2V03&EFS-EL	= V1SF0PG3
			Ed.	MKLEPADLO					+ V1UC51
			Appr		P6700 Underbody Floor Skin - Cell 2V03	Scale 1:1		Document type: EFS	Project nr: 22-16151
Modification	Date	Name	Original		Replacement of / Replaced by				Page 1 / 1721

=V1KF1+V1UC11

S070 Operator Run Button 1
=V1SF0SF1+V1UC71-SF1.1
=V1KF1+.UC11/12.2

S070 Operator Emergency Stop 1 Ch1
=V1SF0SF1+V1UC71-SF1.4
=V1KF1+.UC11/14.2

S070 Operator Emergency Stop 1 Ch2
=V1SF0SF1+V1UC71-SF1.6
=V1KF1+.UC11/14.2

DI ET200SP
I56.4
DI4
5

=V1KF1
-KF11.14

=V1KF1
-KF11.31
F-DI 8 24VDC
PROFISAFE
ET200SP
I5050.0
DI0
VS0
I5050.4
DI4
VS4
1 9 5 13

I56.4 BUOG 16 AWG
I5050.0 BUOG 16 AWG
VS0 BUOG 16 AWG
I5050.4 BUOG 16 AWG
VS4 BUOG 16 AWG

=V1WC4+.UC11/5.4 / 3L+8
=V1WC4+.UC11/5.4 / 3M8

-KF11.14 5
I56.4 WH 16 AWG

-KF11.31 1 9 5 13
I5050.0 YE 16 AWG
VS0 GY 16 AWG
I5050.4 PK 16 AWG
VS4 RD 16 AWG

-XG1

WH BN GN YE GY PK BU RD

-W1
WKC 8T-30-S1587
30m

WH BN GN YE GY PK BU RD

-SF1
SSA-EBM Series E-stop Box
M12
1 2 3 4 5 6 7 8

-SF1 E

-SF2

BANNER
SSA-EBM-12EB1Q8OTBB

=V1SF0PG3+.UC51/1

=V1SF0SF2+.UC72/1

			Date	10/27/2022	Volvo Trucks North America	Valiant TMS	S070 Operating box RB	Drawing name: =2V03&EFS-EL	= V1SF0SF1
			Ed.	MKLEPADLO					+ V1UC71
			Appr		P6700 Underbody Floor Skin - Cell 2V03	Scale 1:1		Document type: EFS	Project nr: 22-16151
Modification	Date	Name	Original		Replacement of / Replaced by				Page 1 / 1721

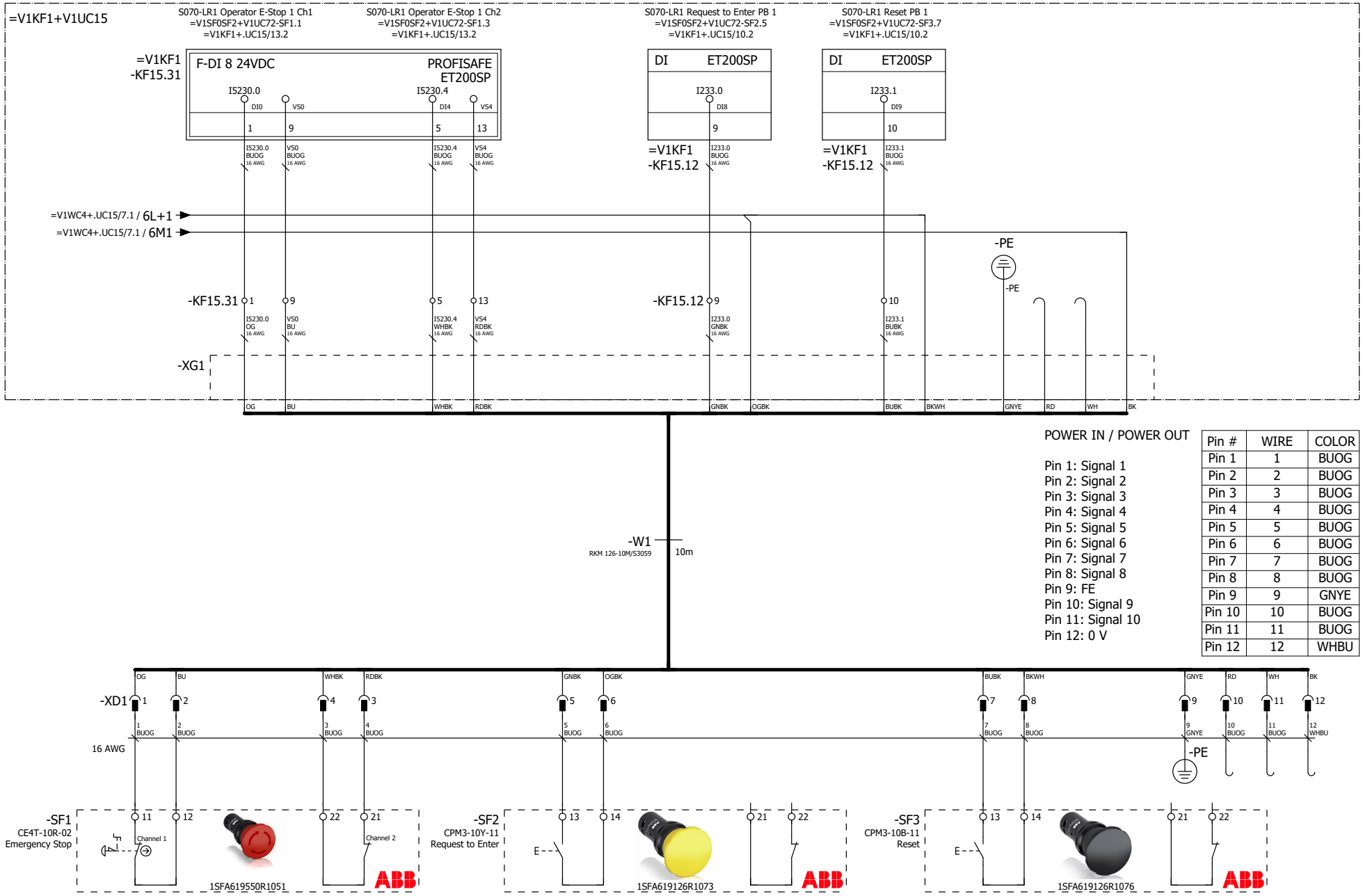

Pin #	WIRE	COLOR
Pin 1	1	BUOG
Pin 2	2	BUOG
Pin 3	3	BUOG
Pin 4	4	BUOG
Pin 5	5	BUOG
Pin 6	6	BUOG
Pin 7	7	BUOG
Pin 8	8	BUOG
Pin 9	9	GNYE
Pin 10	10	BUOG
Pin 11	11	BUOG
Pin 12	12	WHBU

			Date	9/23/2022	Volvo Trucks North America	Valiant TMS	S070-LR1 Operating box RB 1	Drawing name: =2V03&EFS-EL	= V1SF0SF2
			Ed.	MKLEPADLO					+ V1UC72
			Appr		P6700 Underbody Floor Skin - Cell 2V03	Scale 1:1		Document type: EFS	Project nr: 22-16151
Modification	Date	Name	Original		Replacement of	Replaced by			Page 1 / 1721

=V1KF1+V1UC15

S070-LR1 Operator E-Stop 2 Ch1
=V1SF0SF3+V1UC73-SF1.1
=V1KF1+.UC15/13.2

S070-LR1 Operator E-Stop 2 Ch2
=V1SF0SF3+V1UC73-SF1.3
=V1KF1+.UC15/13.2

S070-LR1 Request to Enter PB 2
=V1SF0SF3+V1UC73-SF2.5
=V1KF1+.UC15/10.2

S070-LR1 Reset PB 2
=V1SF0SF3+V1UC73-SF3.7
=V1KF1+.UC15/10.2

=V1KF1
-KF15.31

F-DI 8 24VDC — PROFISAFE ET200SP

I5230.1 (DI1) — 2
VS1 — 10
I5230.5 (DI5) — 6
VS5 — 14

DI ET200SP — I233.2 (DI10) — 11

DI ET200SP — I233.3 (DI11) — 12

=V1KF1
-KF15.12

=V1WC4+.UC15/7.2 / 6L+1
=V1WC4+.UC15/7.2 / 6M1

-PE

-KF15.31 2 10 6 14
-KF15.12 11 12

-XG2

OG BU WHBK RDBK GNBK OGBK BUBK BKWH GNYE RD WH BK

-W1
RKM 126-10M/S3059
10m

POWER IN / POWER OUT

Pin 1: Signal 1
Pin 2: Signal 2
Pin 3: Signal 3
Pin 4: Signal 4
Pin 5: Signal 5
Pin 6: Signal 6
Pin 7: Signal 7
Pin 8: Signal 8
Pin 9: FE
Pin 10: Signal 9
Pin 11: Signal 10
Pin 12: 0 V

Pin #	WIRE	COLOR
Pin 1	1	BUOG
Pin 2	2	BUOG
Pin 3	3	BUOG
Pin 4	4	BUOG
Pin 5	5	BUOG
Pin 6	6	BUOG
Pin 7	7	BUOG
Pin 8	8	BUOG
Pin 9	9	GNYE
Pin 10	10	BUOG
Pin 11	11	BUOG
Pin 12	12	WHBU

-XD1 1 2 4 3 5 6 7 8 9 10 11 12

16 AWG

-PE

-SF1
CE4T-10R-02
Emergency Stop
11 12 22 21
Channel 1
Channel 2
1SFA619550R1051

-SF2
CPM3-10Y-11
Request to Enter
13 14 21 22
1SFA619126R1073

-SF3
CPM3-10B-11
Reset
13 14 21 22
1SFA619126R1076

=V1SF0SF2+.UC72/1

=V1SF0SF4+.UC74/1

			Date	9/23/2022	Volvo Trucks North America	Valiant TMS	S070-LR1 Operating box RB 2	Drawing name: =2V03&EFS-EL	= V1SF0SF3
			Ed.	MKLEPADLO					+ V1UC73
			Appr		P6700 Underbody Floor Skin - Cell 2V03	Scale 1:1		Document type: EFS	Project nr: 22-16151
Modification	Date	Name	Original		Replacement of	Replaced by			Page 1 / 1721

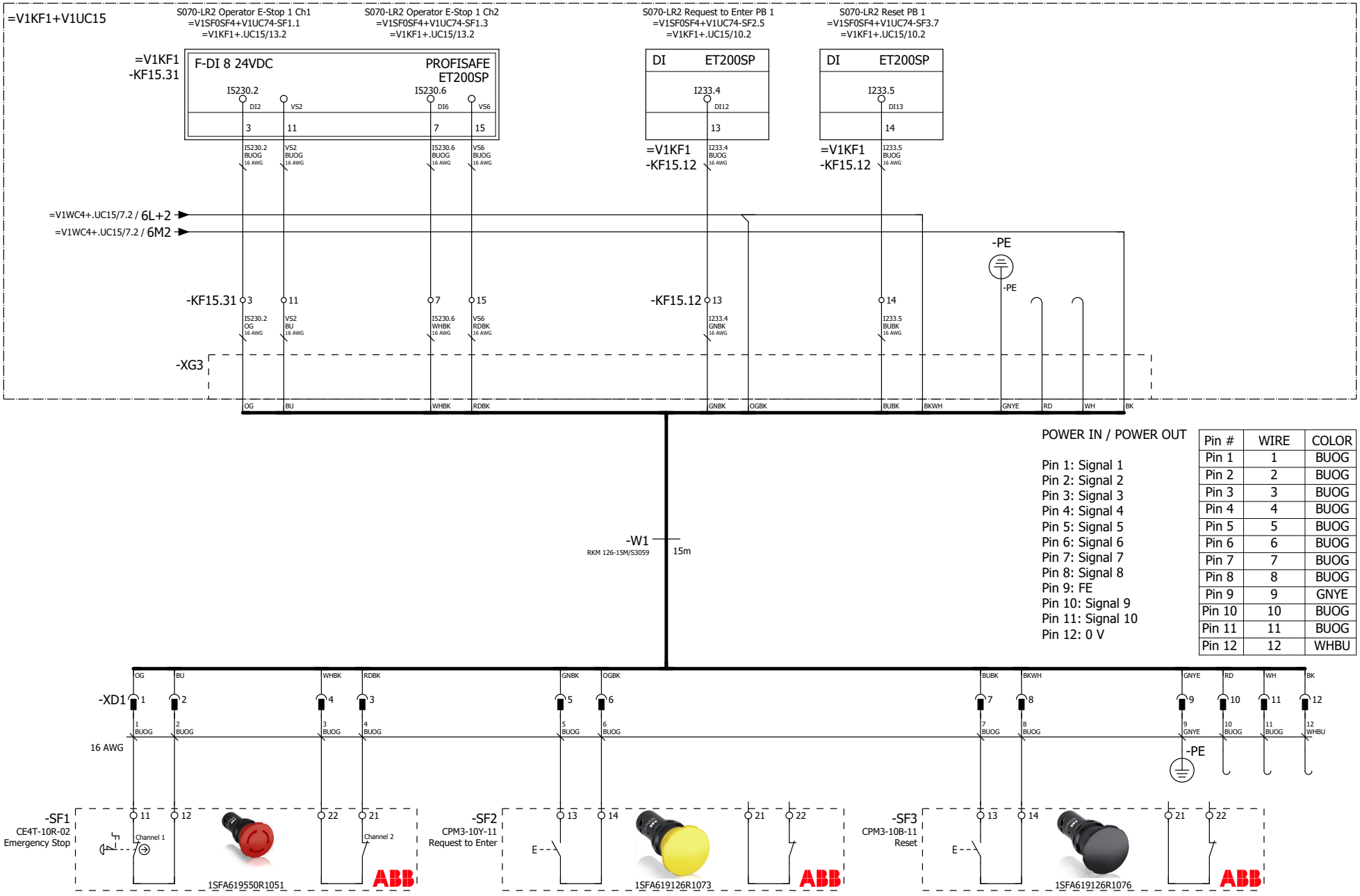

Pin #	WIRE	COLOR
Pin 1	1	BUOG
Pin 2	2	BUOG
Pin 3	3	BUOG
Pin 4	4	BUOG
Pin 5	5	BUOG
Pin 6	6	BUOG
Pin 7	7	BUOG
Pin 8	8	BUOG
Pin 9	9	GNYE
Pin 10	10	BUOG
Pin 11	11	BUOG
Pin 12	12	WHBU

=V1SF0SF3+.UC73/1

=V1SF0SF5+.UC75/1

			Date	9/23/2022	Volvo Trucks North America	Valiant TMS	S070-LR2 Operating box RB 1	Drawing name: =2V03&EFS-EL	= V1SF0SF4
			Ed.	MKLEPADLO					+ V1UC74
			Appr		P6700 Underbody Floor Skin - Cell 2V03	Scale 1:1		Document type: EFS	Project nr: 22-16151
Modification	Date	Name	Original		Replacement of	Replaced by			Page 1 / 1721

=V1KF1+V1UC15

S070-LR2 Operator E-Stop 2 Ch1
=V1SF0SF5+V1UC75-SF1.1
=V1KF1+.UC15/13.2

S070-LR2 Operator E-Stop 2 Ch2
=V1SF0SF5+V1UC75-SF1.3
=V1KF1+.UC15/13.2

S070-LR2 Request to Enter PB 2
=V1SF0SF5+V1UC75-SF2.5
=V1KF1+.UC15/10.2

S070-LR2 Reset PB 2
=V1SF0SF5+V1UC75-SF3.7
=V1KF1+.UC15/10.2

=V1KF1
-KF15.31

F-DI 8 24VDC — PROFISAFE ET200SP

I5230.3 (DI3) — 4 — VS3 — 12
I5230.7 (DI7) — 8 — VS7 — 16

DI ET200SP — I233.6 (DI14) — 15 — =V1KF1 -KF15.12

DI ET200SP — I233.7 (DI15) — 16 — =V1KF1 -KF15.12

I5230.3 BUOG 16 AWG
VS3 BUOG 16 AWG
I5230.7 BUOG 16 AWG
VS7 BUOG 16 AWG
I233.6 BUOG 16 AWG
I233.7 BUOG 16 AWG

=V1WC4+.UC15/7.2 / 6L+2
=V1WC4+.UC15/7.2 / 6M2

-PE

-KF15.31 4 12 8 16
-KF15.12 15 16

I5230.3 OG 16 AWG
VS3 BU 16 AWG
I5230.7 WHBK 16 AWG
VS7 RDBK 16 AWG
I233.6 GNBK 16 AWG
I233.7 BUBK 16 AWG

-XG4

OG BU WHBK RDBK GNBK OGBK BUBK BKWH GNYE RD WH BK

-W1
RKM 126-15M/S3059
15m

POWER IN / POWER OUT

Pin 1: Signal 1
Pin 2: Signal 2
Pin 3: Signal 3
Pin 4: Signal 4
Pin 5: Signal 5
Pin 6: Signal 6
Pin 7: Signal 7
Pin 8: Signal 8
Pin 9: FE
Pin 10: Signal 9
Pin 11: Signal 10
Pin 12: 0 V

Pin #	WIRE	COLOR
Pin 1	1	BUOG
Pin 2	2	BUOG
Pin 3	3	BUOG
Pin 4	4	BUOG
Pin 5	5	BUOG
Pin 6	6	BUOG
Pin 7	7	BUOG
Pin 8	8	BUOG
Pin 9	9	GNYE
Pin 10	10	BUOG
Pin 11	11	BUOG
Pin 12	12	WHBU

-XD1 1 2 4 3 5 6 7 8 9 10 11 12

16 AWG

-PE

-SF1
CE4T-10R-02
Emergency Stop
11 12 22 21
Channel 1
Channel 2
1SFA619550R1051

-SF2
CPM3-10Y-11
Request to Enter
13 14 21 22
1SFA619126R1073

-SF3
CPM3-10B-11
Reset
13 14 21 22
1SFA619126R1076

=V1SF0SF4+.UC74/1

=V1SF0SF6+.UC76/1

			Date	9/23/2022	Volvo Trucks North America	Valiant TMS	S070-LR2 Operating box RB 2	Drawing name: =2V03&EFS-EL	= V1SF0SF5 + V1UC75
			Ed.	MKLEPADLO	P6700 Underbody Floor Skin - Cell 2V03	Scale 1:1		Document type: EFS	Project nr: 22-16151
			Appr						Page 1 / 1721
Modification	Date	Name	Original		Replacement of	Replaced by			

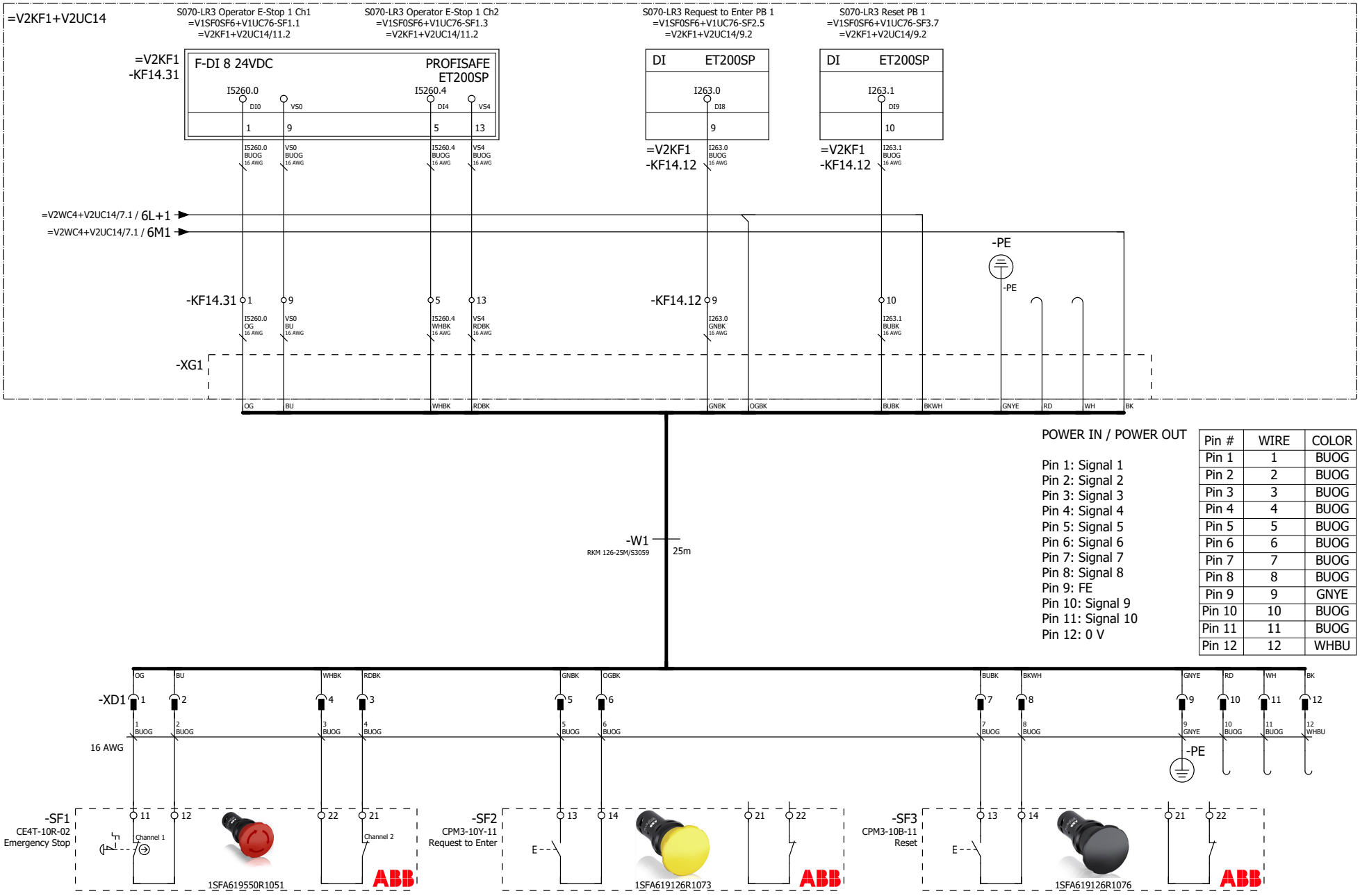

Pin #	WIRE	COLOR
Pin 1	1	BUOG
Pin 2	2	BUOG
Pin 3	3	BUOG
Pin 4	4	BUOG
Pin 5	5	BUOG
Pin 6	6	BUOG
Pin 7	7	BUOG
Pin 8	8	BUOG
Pin 9	9	GNYE
Pin 10	10	BUOG
Pin 11	11	BUOG
Pin 12	12	WHBU

			Date	9/23/2022	Volvo Trucks North America	Valiant TMS	S070-LR3 Operating box RB 1	Drawing name: =2V03&EFS-EL	= V1SF0SF6
			Ed.	MKLEPADLO					+ V1UC76
			Appr		P6700 Underbody Floor Skin - Cell 2V03	Scale 1:1		Document type: EFS	Project nr: 22-16151
Modification	Date	Name	Original		Replacement of	Replaced by			Page 1 / 1721

=V2KF1+V2UC14

S070-LR3 Operator E-Stop 2 Ch1
=V1SF0SF7+V1UC77-SF1.1
=V2KF1+V2UC14/11.2

S070-LR3 Operator E-Stop 2 Ch2
=V1SF0SF7+V1UC77-SF1.3
=V2KF1+V2UC14/11.2

S070-LR3 Request to Enter PB 2
=V1SF0SF7+V1UC77-SF2.5
=V2KF1+V2UC14/9.2

S070-LR3 Reset PB 2
=V1SF0SF7+V1UC77-SF3.7
=V2KF1+V2UC14/9.2

=V2KF1
-KF14.31

F-DI 8 24VDC — PROFISAFE ET200SP

I5260.1 (DI1) — 2
VS1 — 10
I5260.5 (DI5) — 6
VS5 — 14

DI ET200SP — I263.2 (DI10) — 11

DI ET200SP — I263.3 (DI11) — 12

=V2KF1
-KF14.12

=V2WC4+V2UC14/7.2 / 6L+1
=V2WC4+V2UC14/7.2 / 6M1

-PE

-KF14.31 2 10 6 14
-KF14.12 11 12

-XG2

OG BU WHBK RDBK GNBK OGBK BUBK BKWH GNYE RD WH BK

-W1
RKM 126-25M/S3059
25m

POWER IN / POWER OUT

Pin 1: Signal 1
Pin 2: Signal 2
Pin 3: Signal 3
Pin 4: Signal 4
Pin 5: Signal 5
Pin 6: Signal 6
Pin 7: Signal 7
Pin 8: Signal 8
Pin 9: FE
Pin 10: Signal 9
Pin 11: Signal 10
Pin 12: 0 V

Pin #	WIRE	COLOR
Pin 1	1	BUOG
Pin 2	2	BUOG
Pin 3	3	BUOG
Pin 4	4	BUOG
Pin 5	5	BUOG
Pin 6	6	BUOG
Pin 7	7	BUOG
Pin 8	8	BUOG
Pin 9	9	GNYE
Pin 10	10	BUOG
Pin 11	11	BUOG
Pin 12	12	WHBU

-XD1 1 2 4 3 5 6 7 8 9 10 11 12

16 AWG

-PE

-SF1
CE4T-10R-02
Emergency Stop
11 12 22 21
Channel 1
Channel 2
1SFA619550R1051

-SF2
CPM3-10Y-11
Request to Enter
13 14 21 22
1SFA619126R1073

-SF3
CPM3-10B-11
Reset
13 14 21 22
1SFA619126R1076

=V1SF0SF6+.UC76/1

=V1SF0SF8+.UC78/1

			Date	9/23/2022	Volvo Trucks North America	Valiant TMS	S070-LR3 Operating box RB 2	Drawing name: =2V03&EFS-EL	= V1SF0SF7
			Ed.	MKLEPADLO					+ V1UC77
			Appr		P6700 Underbody Floor Skin - Cell 2V03	Scale 1:1		Document type: EFS	Project nr: 22-16151
Modification	Date	Name	Original		Replacement of	Replaced by			Page 1 / 1721

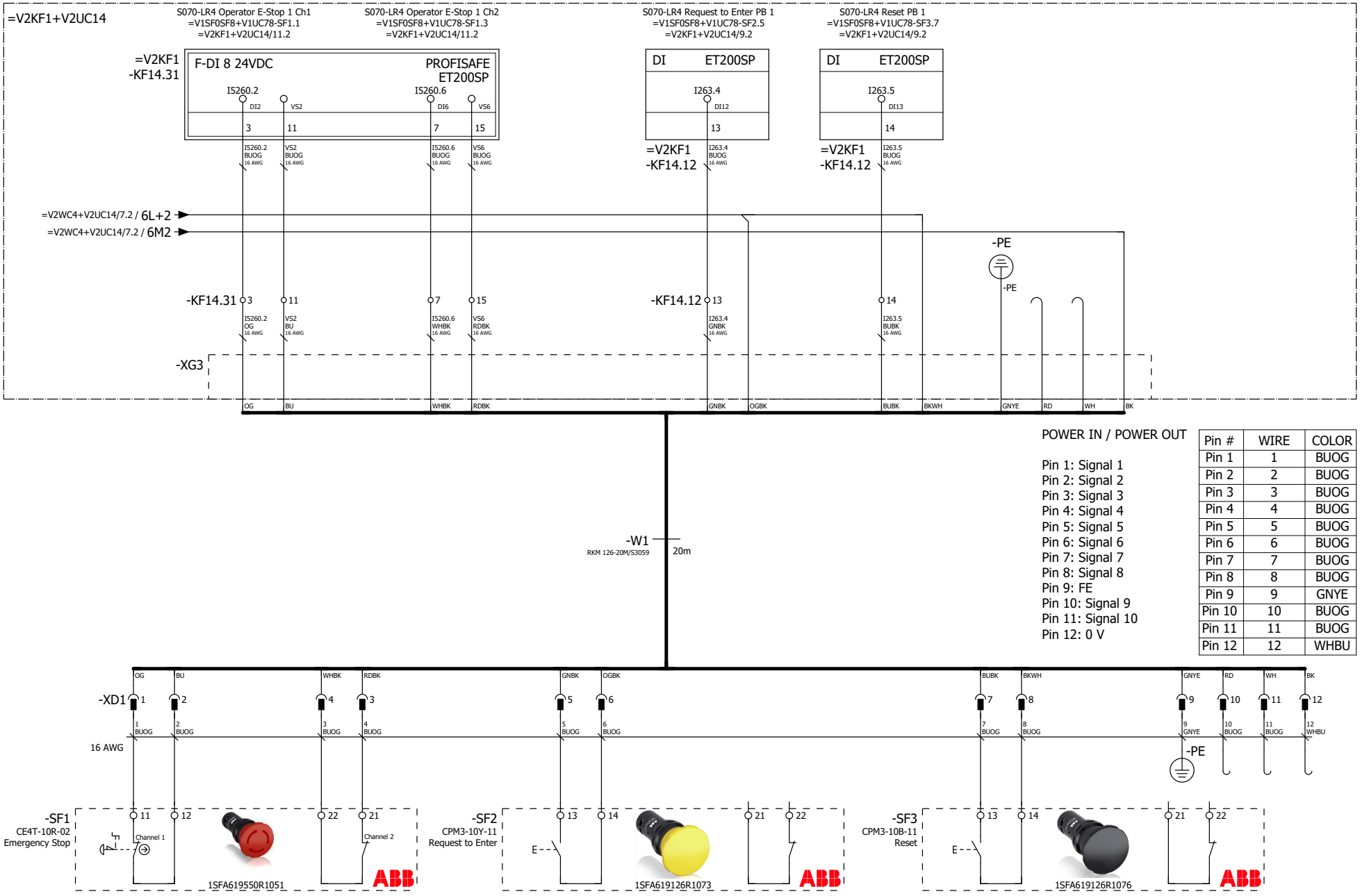

POWER IN / POWER OUT

Pin 1: Signal 1
Pin 2: Signal 2
Pin 3: Signal 3
Pin 4: Signal 4
Pin 5: Signal 5
Pin 6: Signal 6
Pin 7: Signal 7
Pin 8: Signal 8
Pin 9: FE
Pin 10: Signal 9
Pin 11: Signal 10
Pin 12: 0 V

Pin #	WIRE	COLOR
Pin 1	1	BUOG
Pin 2	2	BUOG
Pin 3	3	BUOG
Pin 4	4	BUOG
Pin 5	5	BUOG
Pin 6	6	BUOG
Pin 7	7	BUOG
Pin 8	8	BUOG
Pin 9	9	GNYE
Pin 10	10	BUOG
Pin 11	11	BUOG
Pin 12	12	WHBU

=V1SF0SF7+.UC77/1

=V1SF0SF9+.UC79/1

			Date	9/23/2022	Volvo Trucks North America	Valiant TMS	S070-LR4 Operating box RB 1	Drawing name: =2V03&EFS-EL	= V1SF0SF8
			Ed.	MKLEPADLO					+ V1UC78
			Appr		P6700 Underbody Floor Skin - Cell 2V03	Scale 1:1		Document type: EFS	Project nr: 22-16151
Modification	Date	Name	Original		Replacement of	Replaced by			Page 1 / 1721

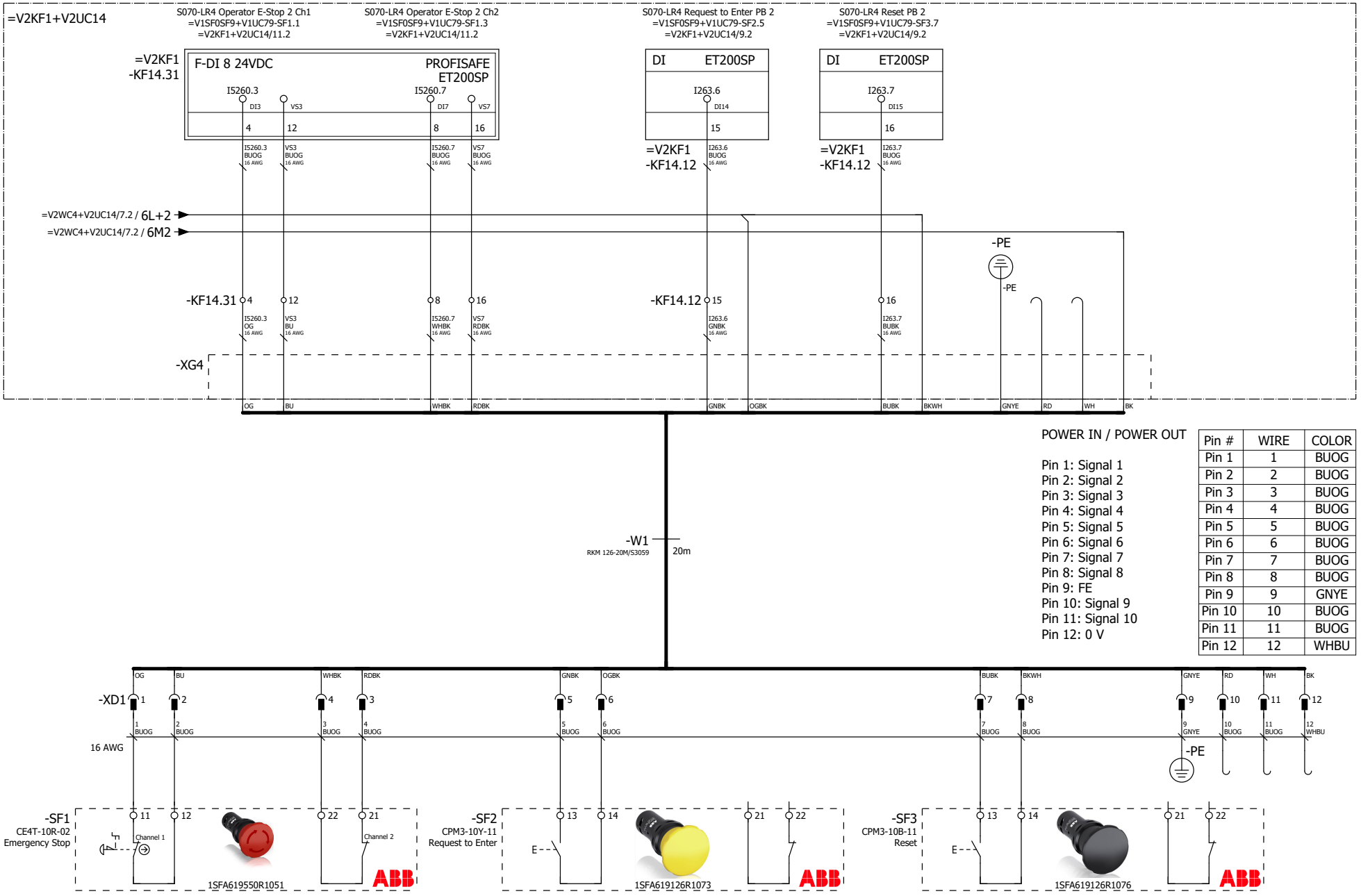

Pin #	WIRE	COLOR
Pin 1	1	BUOG
Pin 2	2	BUOG
Pin 3	3	BUOG
Pin 4	4	BUOG
Pin 5	5	BUOG
Pin 6	6	BUOG
Pin 7	7	BUOG
Pin 8	8	BUOG
Pin 9	9	GNYE
Pin 10	10	BUOG
Pin 11	11	BUOG
Pin 12	12	WHBU

=V1SF0SF8+.UC78/1

=V1U70U01KF1+.U70U01/10

			Date	9/23/2022	Volvo Trucks North America	Valiant TMS	S070-LR4 Operating box RB 2	Drawing name: =2V03&EFS-EL	= V1SF0SF9
			Ed.	MKLEPADLO					+ V1UC79
			Appr		P6700 Underbody Floor Skin - Cell 2V03	Scale 1:1		Document type: EFS	Project nr: 22-16151
Modification	Date	Name	Original		Replacement of	Replaced by			Page 1 / 1721

=V1WC4+.UC11/24.5
-KF1.X01

-W1
RSM RKM 56-20M/S3059
20m

=V1KF1+.UC11/2.6
+.UC11-KF100.11-P10

-KF100.11-P10
PROFINET Cable
6XV1840-3AH10

-KF1.11
/10.0
24 VDC

POWER IN
+24V US
+24V UA
0V UA
0V US
PE

POWER OUT
+24V US
+24V UA
0V UA
0V US
PE

M12 P1 R
BUS IN

M12 P2 R
BUS OUT

MURR ELEKTRONIK
stay connected
MVK-MPNIO DI8 DO8 FSU
55339

S070 Dome light | S070 Dome light | Spare | Spare | Spare | Spare | Spare | Spare | Spare

S070 Dome light | S070 Dome light | Spare | Spare | Spare | Spare | Spare | Spare | Spare

-KF1.11
/10.0
24 VDC

MURR ELEKTRONIK
stay connected
MVK-MPNIO DI8 DO8 FSU

	Input 1	Input 2	Input 3	Not used												
	Q4900.0	Q4900.1	Q4900.2	Q4900.3	Q4900.4	Q4900.5	Q4900.6	Q4900.7	I4900.0	I4900.1	I4900.2	I4900.3	I4900.4	I4900.5	I4900.6	I4900.7

	X0	X1	X2	X3	X4	X5	X6	X7
1	n.c.	n.c.	n.c.	n.c.	+24V US	+24V US	+24V US	+24V US
2	FE	FE	FE	FE	FE	FE	FE	FE
3	0V UA	0V UA	0V UA	0V UA	0V US	0V US	0V US	0V US
4	DO	DO	DO	DO	DI	DI	DI	DI
5	FE	FE	FE	FE	DI/DIAG	DI/DIAG	DI/DIAG	DI/DIAG

55339

BN BK BU WH

BN BK BU WH

+.U70U01PF1-W1.1
=V1U70U01PF0/2.4

+.U70U01PF1-W1.2
=V1U70U01PF0/2.5

=V1SF0SF9+.UC79/1

=V1U70U01PF0/2

			Date	9/26/2022	Volvo Trucks North America	Valiant TMS	MURR MODULE 8 IN/ 8 OUT	Drawing name: =2V03&EFS-EL	= V1U70U01KF1
			Ed.	MKLEPADLO					+ V1U70U01
			Appr		P6700 Underbody Floor Skin - Cell 2V03	Scale 1:1		Document type: EFS	Project nr: 22-16151
Modification	Date	Name	Original		Replacement of / Replaced by				Page 10 / 1721

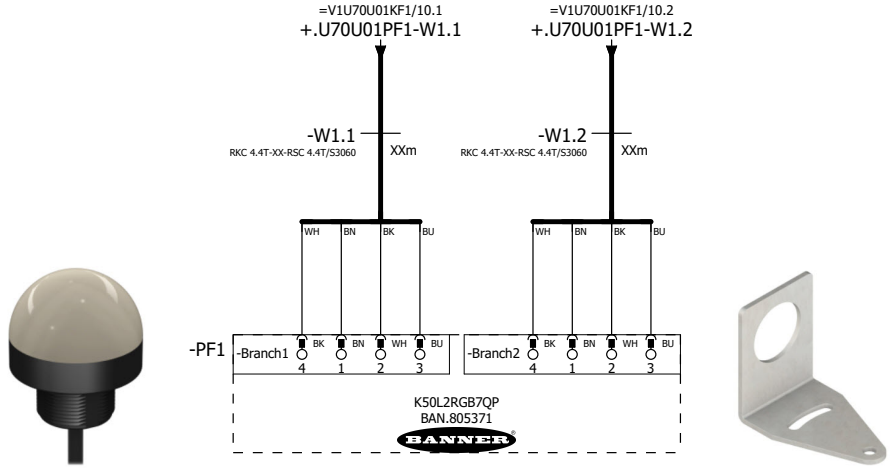

Table 1: Default Color Definition

	Red	Yellow	Green	Cyan	Blue	Magenta	White
Input 1	X	X				X	X
Input 2		X	X	X			X
Input 3				X	X	X	X

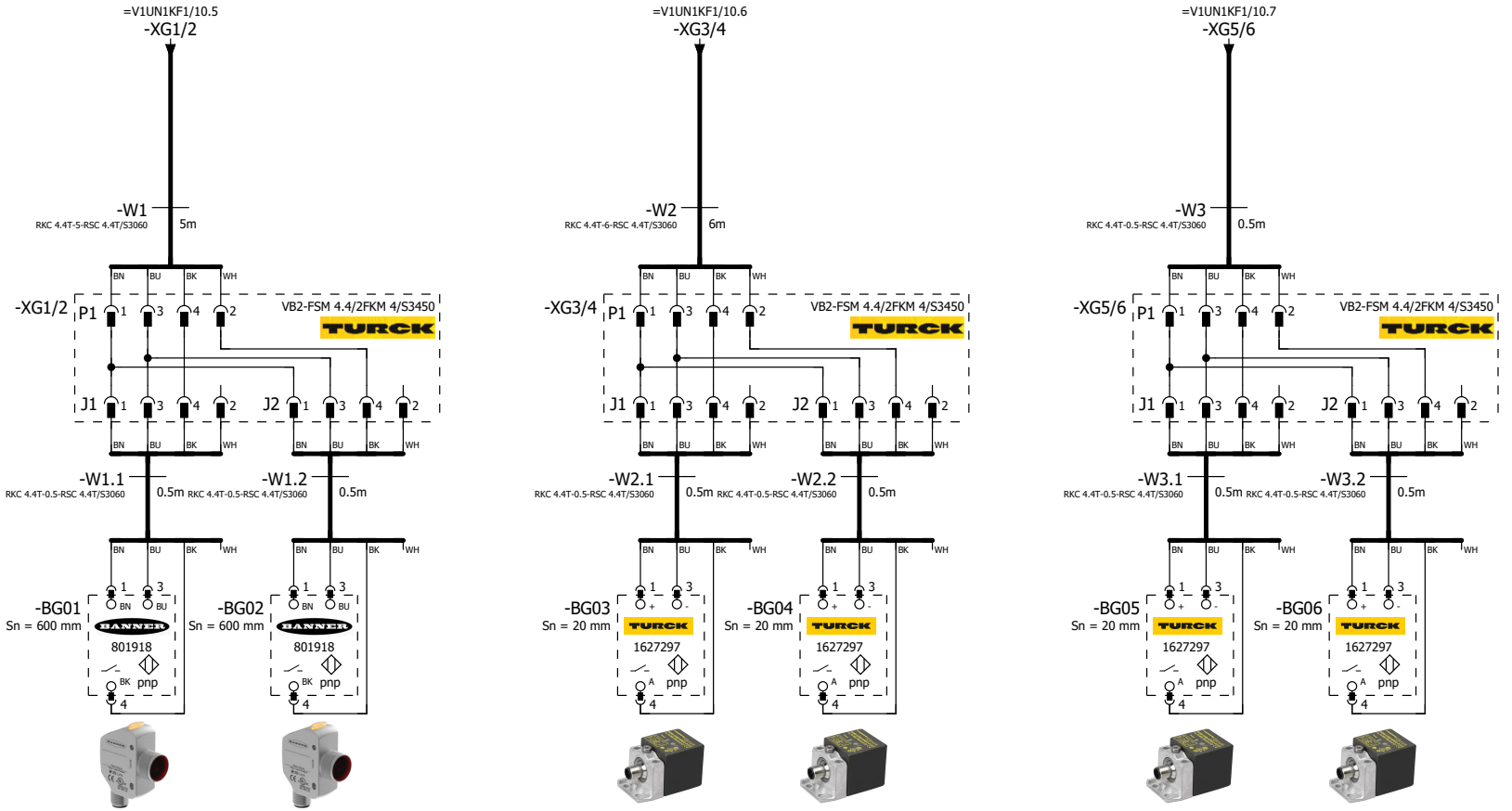

=V1UN1 -BG01 Floor Skin Assy (Common)	=V1UN1 -BG02 Floor Skin Assy (Common)	=V1UN1 -BG03 Pullout Cart Out Position	=V1UN1 -BG04 Pullout Cart Out Position	=V1UN1 -BG05 Pullout Cart In Position	=V1UN1 -BG06 Pullout Cart In Position

=V1U70U01PF0+.U70U01/2

=V1UN1KF1/10

			Date	10/28/2022	Volvo Trucks North America	Valiant TMS	SENSORS	Drawing name: =2V03&EFS-EL	= V1UN1BG0	
			Ed.	MKLEPADLO					+ V1UN1	
			Appr		P6700 Underbody Floor Skin - Cell 2V03	Scale 1:1		Document type: EFS	Project nr: 22-16151	Page 1
Modification	Date	Name	Original		Replacement of / Replaced by					1721

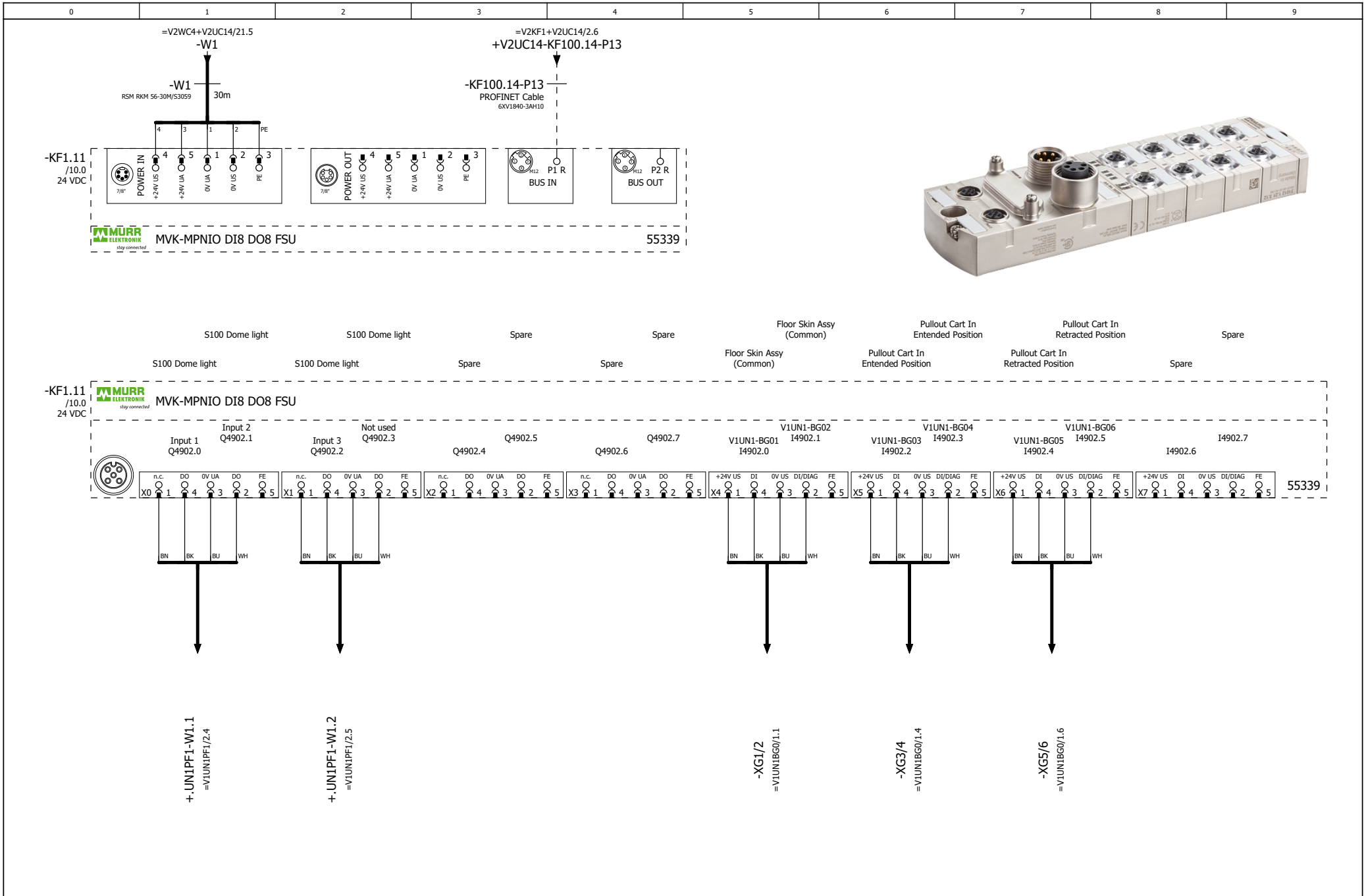

=V1UN1BG0/1

=V1UQ51BG0+.UQ51/1

			Date	10/28/2022	Volvo Trucks North America	Valiant TMS	MURR MODULE 8 IN/ 8 OUT	Drawing name: =2V03&EFS-EL	= V1UN1KF1 + V1UN1
			Ed.	MKLEPADLO	P6700 Underbody Floor Skin - Cell 2V03				
			Appr					Document type: EFS	Project nr: 22-16151
Modification	Date	Name	Original		Replacement of / Replaced by	Scale 1:1			Page 10 / 1721

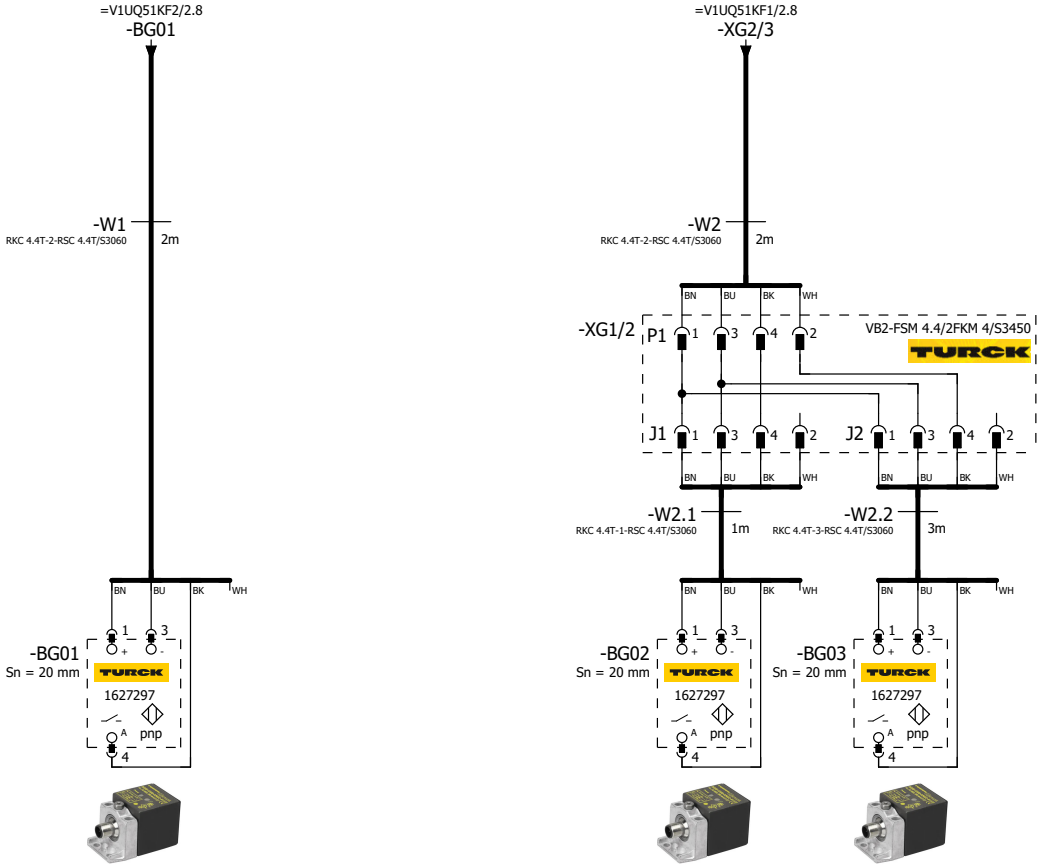

=V1UQ51 -BG01 Floor Skin Assy (Common)	=V1UQ51 -BG02 Floor Skin Assy (Common)	=V1UQ51 -BG03 Floor Skin Assy (L290/320)

=V1UN1KF1+.UN1/10

=V1UQ51KF1/1

			Date	9/23/2022	Volvo Trucks North America	Valiant TMS	SENSORS	Drawing name: =2V03&EFS-EL	= V1UQ51BG0 + V1UQ51
			Ed.	MKLEPADLO					
			Appr		P6700 Underbody Floor Skin - Cell 2V03	Scale 1:1		Document type: EFS	Project nr: 22-16151
Modification	Date	Name	Original		Replacement of	Replaced by			Page 1 1721

=V1UQ51WC4/1.5 / W1.1

=V1KF1+.UC14/2.6 / +.UC14-KF100.14-P12

KF1-P2 / =V1UQ51KF2/1.3

-W1.1
RSM RKM 56-1M/S3059
1m

-KF100.14-P12
PROFINET Cable
6XV1840-3AH10

-KF1

X20 M12, 7/8" 1 2 PE 4 5
0V_VAL / OUT
0V_EL / SEN
FE
24V_EL / SEN
24V_VAL / OUT

-TP1 -TP2

ON OFF 1 2 1 2

FESTO
Bus node + Interlinking block
548755 + 550208

-KF1.11

FESTO
CPX-M-AB-8-M12X2-5POL
549335

I2300.0	DI 0 X1:4	V1UQ51UQ1.1-BGR	Common Shot Pin (RESET)
I2300.1	DI 1 X1:2	V1UQ51UQ1.1-BGS	Common Shot Pin (SET)
I2300.2	DI 2 X2:4	V1UQ51UQ2.1-BGR	L150 Model Shot Pin (RESET)
I2300.3	DI 3 X2:2	V1UQ51UQ2.1-BGS	L150 Model Shot Pin (SET)
I2300.4	DI 4 X3:4	V1UQ51UQ3.1-BGR	L230 Model Shot Pin (RESET)
I2300.5	DI 5 X3:2	V1UQ51UQ3.1-BGS	L230 Model Shot Pin (SET)
I2300.6	DI 6 X4:4	V1UQ51UQ4.1-BGR	L290 Model Shot Pin (RESET)
I2300.7	DI 7 X4:2	V1UQ51UQ4.1-BGS	L290 Model Shot Pin (SET)
I2301.0	DI 8 X5:4	V1UQ51UQ5.1-BGR	L320 Model Shot Pin (RESET)
I2301.1	DI 9 X5:2	V1UQ51UQ5.1-BGS	L320 Model Shot Pin (SET)
I2301.2	DI 10 X6:4	V1UQ51UQ6.1-BGR	Common Clamp (RESET)
I2301.3	DI 11 X6:2	V1UQ51UQ6.1-BGS	Common Clamp (SET)
I2301.4	DI 12 X7:4	V1UQ51UQ6.2-BGR	Common Clamp (RESET)
I2301.5	DI 13 X7:2	V1UQ51UQ6.2-BGS	Common Clamp (SET)
I2301.6	DI 14 X8:4	V1UQ51UQ6.3-BGR	Common Clamp (RESET)
I2301.7	DI 15 X8:2	V1UQ51UQ6.3-BGS	Common Clamp (SET)

X1 M12 24V DI 1 0V DI 0 FE — BN WH BU BK
X2 M12 24V DI 3 0V DI 2 FE — BN WH BU BK
X3 M12 24V DI 5 0V DI 4 FE — BN WH BU BK
X4 M12 24V DI 7 0V DI 6 FE — BN WH BU BK
X5 M12 24V DI 9 0V DI 8 FE — BN WH BU BK
X6 M12 24V DI 11 0V DI 10 FE — BN WH BU BK
X7 M12 24V DI 13 0V DI 12 FE — BN WH BU BK
X8 M12 24V DI 15 0V DI 14 FE — BN WH BU BK

+.UQ51UQ1.1-W1 =V1UQ51UQ1+.UQ51UQ1/1.1

+.UQ51UQ2.1-W1 =V1UQ51UQ2+.UQ51UQ2/1.1

+.UQ51UQ3.1-W1 =V1UQ51UQ3+.UQ51UQ3/1.1

+.UQ51UQ4.1-W1 =V1UQ51UQ4+.UQ51UQ4/1.1

+.UQ51UQ5.1-W1 =V1UQ51UQ5+.UQ51UQ5/1.1

+.UQ51UQ6.1-W1 =V1UQ51UQ6+.UQ51UQ6/1.1

+.UQ51UQ6.2-W1 =V1UQ51UQ6+.UQ51UQ6/1.2

+.UQ51UQ6.3-W1 =V1UQ51UQ6+.UQ51UQ6/1.4

=V1UQ51BG0/1

2

			Date	9/23/2022	Volvo Trucks North America		Valiant TMS	CONNECTING MOD. FOR VTSA MANIFOLD	Drawing name: =2V03&EFS-EL	= V1UQ51KF1	
			Ed.	MKLEPADLO						+ V1UQ51	
			Appr		P6700 Underbody Floor Skin - Cell 2V03		Scale 1:1		Document type: EFS	Project nr: 22-16151	Page 1
Modification	Date	Name	Original		Replacement of	Replaced by					1721

I2302.0	DI 0 X1:4	V1UQ51UQ6.4-BGR	Common Clamp (RESET)
I2302.1	DI 1 X1:2	V1UQ51UQ6.4-BGS	Common Clamp (SET)
I2302.2	DI 2 X2:4	V1UQ51UQ6.5-BGR	Common Clamp (RESET)
I2302.3	DI 3 X2:2	V1UQ51UQ6.5-BGS	Common Clamp (SET)
I2302.4	DI 4 X3:4	V1UQ51UQ6.6-BGR	Common Clamp (RESET)
I2302.5	DI 5 X3:2	V1UQ51UQ6.6-BGS	Common Clamp (SET)
I2302.6	DI 6 X4:4	I2302.6	SPARE
I2302.7	DI 7 X4:2	I2302.7	SPARE
I2303.0	DI 8 X5:4	I2303.0	SPARE
I2303.1	DI 9 X5:2	I2303.1	SPARE
I2303.2	DI 10 X6:4	I2303.2	SPARE
I2303.3	DI 11 X6:2	I2303.3	SPARE
I2303.4	DI 12 X7:4	V1UQ51-BG02	Sensor Floor Skin (Common)
I2303.5	DI 13 X7:2	V1UQ51-BG03	Sensor Floor Skin (L290/320)
I2303.6	DI 14 X8:4	I2303.6	SPARE
I2303.7	DI 15 X8:2	I2303.7	SPARE

-KF1.12

FESTO
CPX-M-AB-8-M12X2-5POL
549335

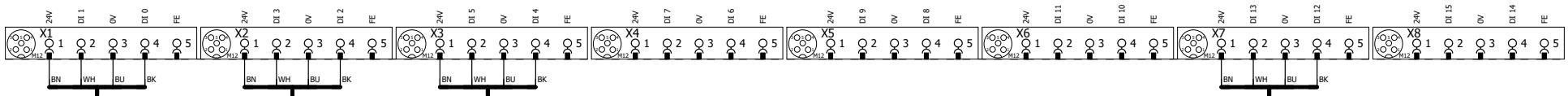

+.UQ51UQ6.4-W1
=V1UQ51UQ6+.UQ51UQ6/1.5

+.UQ51UQ6.5-W1
=V1UQ51UQ6+.UQ51UQ6/1.7

+.UQ51UQ6.6-W1
=V1UQ51UQ6+.UQ51UQ6/1.9

-XG2/3
=V1UQ51BG0/1.4

			Date	9/23/2022	Volvo Trucks North America		Valiant TMS	I/O MOD. DI16 (8 x M12) FOR VTSA-F	Drawing name: =2V03&EFS-EL	= V1UQ51KF1	
			Ed.	MKLEPADLO						+ V1UQ51	
			Appr		P6700 Underbody Floor Skin - Cell 2V03		Scale 1:1		Document type: EFS	Project nr: 22-16151	Page 2
Modification	Date	Name	Original		Replacement of	Replaced by					1721

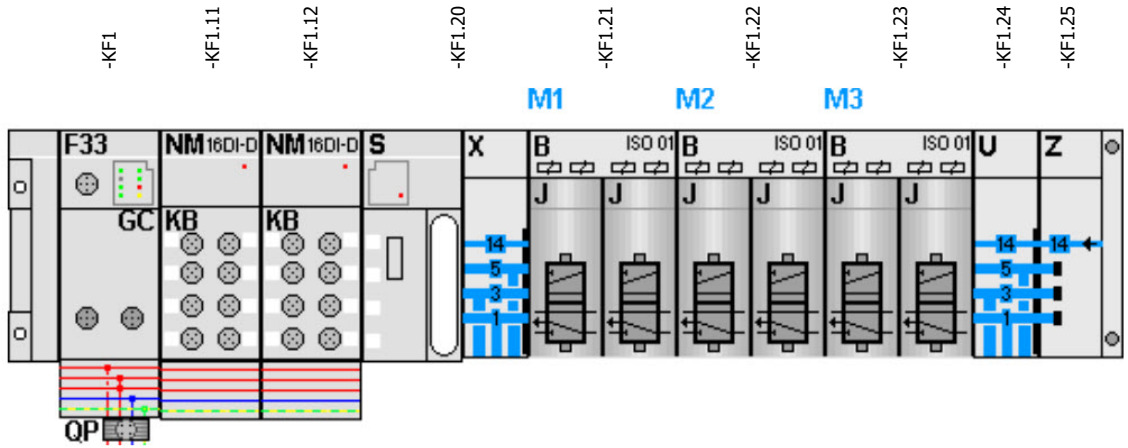

-KF1.21
=V1UQ51UQ1+.UQ51UQ1/1.3
=V1UQ51UQ2+.UQ51UQ2/1.3

FESTO

=V1UQ51UQ1+.UQ51UQ1/1.4	Q2300.0 DO 0 1.1	-QN1.1_Q	Common Shot Pin (RST)
=V1UQ51UQ1+.UQ51UQ1/1.4	Q2300.1 DO 1 1.2	-QN1.2_Q	Common Shot Pin (SET)
=V1UQ51UQ2+.UQ51UQ2/1.4	Q2300.2 DO 2 2.1	-QN2.1_Q	L150 Model Shot Pin (RST)
=V1UQ51UQ2+.UQ51UQ2/1.4	Q2300.3 DO 3 2.2	-QN2.2_Q	L150 Model Shot Pin (SET)

-KF1.22
=V1UQ51UQ3+.UQ51UQ3/1.3
=V1UQ51UQ4+.UQ51UQ4/1.3

FESTO

=V1UQ51UQ3+.UQ51UQ3/1.4	Q2300.4 DO 0 1.1	-QN3.1_Q	L230 Model Shot Pin (RST)
=V1UQ51UQ3+.UQ51UQ3/1.4	Q2300.5 DO 1 1.2	-QN3.2_Q	L230 Model Shot Pin (SET)
=V1UQ51UQ4+.UQ51UQ4/1.4	Q2300.6 DO 2 2.1	-QN4.1_Q	L290 Model Shot Pin (RST)
=V1UQ51UQ4+.UQ51UQ4/1.4	Q2300.7 DO 3 2.2	-QN4.2_Q	L290 Model Shot Pin (SET)

-KF1.23
=V1UQ51UQ5+.UQ51UQ5/1.3
=V1UQ51UQ6+.UQ51UQ6/1.3

FESTO

=V1UQ51UQ5+.UQ51UQ5/1.4	Q2301.0 DO 0 1.1	-QN5.1_Q	L320 Model Shot Pin (RST)
=V1UQ51UQ5+.UQ51UQ5/1.4	Q2301.1 DO 1 1.2	-QN5.2_Q	L320 Model Shot Pin (SET)
=V1UQ51UQ6+.UQ51UQ6/1.4	Q2301.2 DO 2 2.1	-QN6.1_Q	Common Clamps (RST)
=V1UQ51UQ6+.UQ51UQ6/1.4	Q2301.3 DO 3 2.2	-QN6.2_Q	Common Clamps (SET)

=V1UQ51WC4/1.6 / W1.2

-W1.2
RSM RKM 56-2M/S3059
2m

=V1UQ51KF1/1.4 / KF1-P2

-KF1-TP1
PROFINET Cable
6XV1840-3AH10

-KF2

X20 7/8" 1 2 PE 4 5
0V_VAL / OUT
0V_EL / SEN
FE
24V_EL / SEN
24V_VAL / OUT

-TP1 M12
-TP2 M12

ON
OFF
1 2 1 2

FESTO
Bus node + Interlinking block
548755 + 550208

-KF2.11

FESTO
CPX-M-AB-8-M12X2-5POL
549335

I2325.0 DI 0 X1:4	V1UQ51UQ7.1-BGR	L150 Model Clamp (RESET)
I2325.1 DI 1 X1:2	V1UQ51UQ7.1-BGS	L150 Model Clamp (SET)
I2325.2 DI 2 X2:4	V1UQ51UQ7.2-BGR	L150 Model Clamp (RESET)
I2325.3 DI 3 X2:2	V1UQ51UQ7.2-BGS	L150 Model Clamp (SET)
I2325.4 DI 4 X3:4	V1UQ51UQ7.3-BGR	L150 Model Clamp (RESET)
I2325.5 DI 5 X3:2	V1UQ51UQ7.3-BGS	L150 Model Clamp (SET)
I2325.6 DI 6 X4:4	V1UQ51UQ8.1-BGR	L230/290/320 Model Clamp (RESET)
I2325.7 DI 7 X4:2	V1UQ51UQ8.1-BGS	L230/290/320 Model Clamp (SET)
I2326.0 DI 8 X5:4	V1UQ51UQ8.2-BGR	L230/290/320 Model Clamp (RESET)
I2326.1 DI 9 X5:2	V1UQ51UQ8.2-BGS	L230/290/320 Model Clamp (SET)
I2326.2 DI 10 X6:4	V1UQ51UQ8.3-BGR	L230/290/320 Model Clamp (RESET)
I2326.3 DI 11 X6:2	V1UQ51UQ8.3-BGS	L230/290/320 Model Clamp (SET)
I2326.4 DI 12 X7:4	V1UQ51UQ8.4-BGR	L230/290/320 Model Clamp (RESET)
I2326.5 DI 13 X7:2	V1UQ51UQ8.4-BGS	L230/290/320 Model Clamp (SET)
I2326.6 DI 14 X8:4	V1UQ51UQ9.1-BGR	L290/320 Model Clamp (RESET)
I2326.7 DI 15 X8:2	V1UQ51UQ9.1-BGS	L290/320 Model Clamp (SET)

X1 M12: 24V | DI 1 | 0V | DI 0 | FE — 1 2 3 4 5 — BN WH BU BK
X2 M12: 24V | DI 3 | 0V | DI 2 | FE — 1 2 3 4 5 — BN WH BU BK
X3 M12: 24V | DI 5 | 0V | DI 4 | FE — 1 2 3 4 5 — BN WH BU BK
X4 M12: 24V | DI 7 | 0V | DI 6 | FE — 1 2 3 4 5 — BN WH BU BK
X5 M12: 24V | DI 9 | 0V | DI 8 | FE — 1 2 3 4 5 — BN WH BU BK
X6 M12: 24V | DI 11 | 0V | DI 10 | FE — 1 2 3 4 5 — BN WH BU BK
X7 M12: 24V | DI 13 | 0V | DI 12 | FE — 1 2 3 4 5 — BN WH BU BK
X8 M12: 24V | DI 15 | 0V | DI 14 | FE — 1 2 3 4 5 — BN WH BU BK

+.UQ51UQ7.1-W1 =V1UQ51UQ7+.UQ51UQ7/1.1
+.UQ51UQ7.2-W1 =V1UQ51UQ7+.UQ51UQ7/1.2
+.UQ51UQ7.3-W1 =V1UQ51UQ7+.UQ51UQ7/1.4
+.UQ51UQ8.1-W1 =V1UQ51UQ8+.UQ51UQ8/1.1
+.UQ51UQ8.2-W1 =V1UQ51UQ8+.UQ51UQ8/1.2
+.UQ51UQ8.3-W1 =V1UQ51UQ8+.UQ51UQ8/1.4
+.UQ51UQ8.4-W1 =V1UQ51UQ8+.UQ51UQ8/1.5
+.UQ51UQ9.1-W1 =V1UQ51UQ9+.UQ51UQ9/1.1

=V1UQ51KF1/3

			Date	9/23/2022	Volvo Trucks North America	Valiant TMS	CONNECTING MOD. FOR VTSA MANIFOLD	Drawing name: =2V03&EFS-EL	= V1UQ51KF2	
			Ed.	MKLEPADLO					+ V1UQ51	
			Appr		P6700 Underbody Floor Skin - Cell 2V03			Document type: EFS	Project nr: 22-16151	Page 1
Modification	Date	Name	Original		Replacement of	Replaced by	Scale 1:1			1721

I2327.0 DI 0 X1:4	V1UQ51UQ9.2-BGR	L290/320 Model Clamp (RESET)
I2327.1 DI 1 X1:2	V1UQ51UQ9.2-BGS	L290/320 Model Clamp (SET)
I2327.2 DI 2 X2:4	V1UQ51UQ10.1-BGR	L320 Model Clamp (RESET)
I2327.3 DI 3 X2:2	V1UQ51UQ10.1-BGS	L320 Model Clamp (SET)
I2327.4 DI 4 X3:4	V1UQ51UQ10.2-BGR	L320 Model Clamp (RESET)
I2327.5 DI 5 X3:2	V1UQ51UQ10.2-BGS	L320 Model Clamp (SET)
I2327.6 DI 6 X4:4	V1UQ51UQ10.3-BGR	L320 Model Clamp (RESET)
I2327.7 DI 7 X4:2	V1UQ51UQ10.3-BGS	L320 Model Clamp (SET)
I2328.0 DI 8 X5:4	V1UQ51UQ11.1-BGR	L230 Model Clamp (RESET)
I2328.1 DI 9 X5:2	V1UQ51UQ11.1-BGS	L230 Model Clamp (SET)
I2328.2 DI 10 X6:4	V1UQ51UQ12.1-BGR	L290 Model Clamp (RESET)
I2328.3 DI 11 X6:2	V1UQ51UQ12.1-BGS	L290 Model Clamp (SET)
I2328.4 DI 12 X7:4	V1UQ51-BG01	Sensor Floor Skin (Common)
I2328.5 DI 13 X7:2	I2328.5	SPARE
I2328.6 DI 14 X8:4	I2328.6	SPARE
I2328.7 DI 15 X8:2	I2328.7	SPARE

-KF2.12

FESTO

CPX-M-AB-8-M12X2-5POL

549335

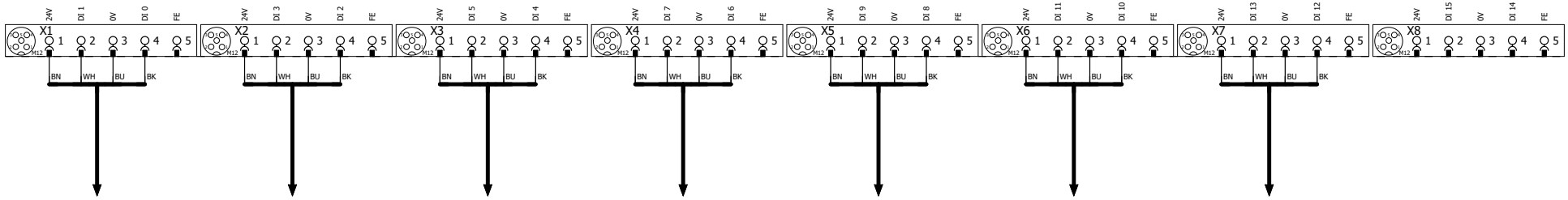

+.UQ51UQ9.2-W1
=V1UQ51UQ9+.UQ51UQ9/1.2

+.UQ51UQ10.1-W1
=V1UQ51UQ10+.UQ51UQ10/1.1

+.UQ51UQ10.2-W1
=V1UQ51UQ10+.UQ51UQ10/1.2

+.UQ51UQ10.3-W1
=V1UQ51UQ10+.UQ51UQ10/1.4

+.UQ51UQ11.1-W1
=V1UQ51UQ11+.UQ51UQ11/1.1

+.UQ51UQ12.1-W1
=V1UQ51UQ12+.UQ51UQ12/1.1

-BG01
=V1UQ51BG0/1.1

1 3

			Date	9/23/2022	Volvo Trucks North America	Valiant TMS	I/O MOD. DI16 (8 x M12) FOR VTSA-F	Drawing name: =2V03&EFS-EL	= V1UQ51KF2	
			Ed.	MKLEPADLO					+ V1UQ51	
			Appr		P6700 Underbody Floor Skin - Cell 2V03			Document type: EFS	Project nr: 22-16151	Page 2
Modification	Date	Name	Original		Replacement of / Replaced by	Scale 1:1				1721

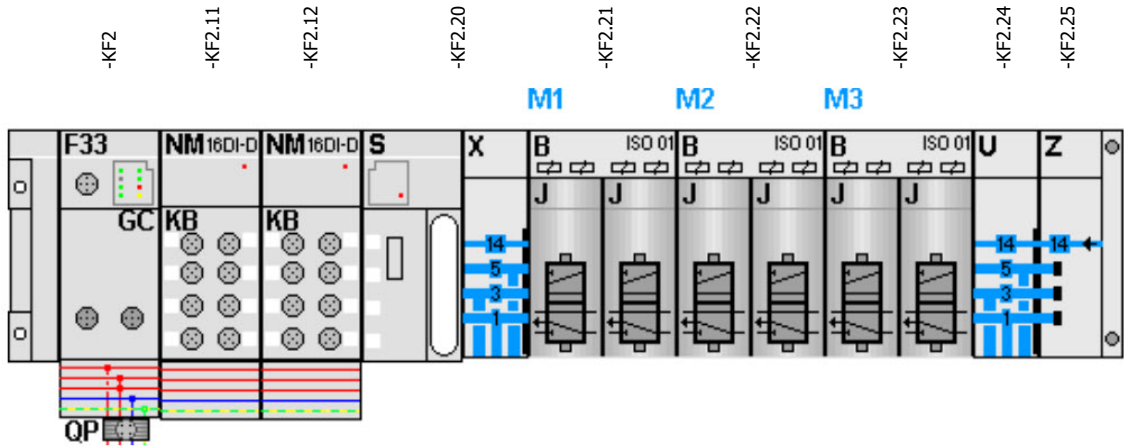

-KF2.21
=V1UQ51UQ7+.UQ51UQ7/1.3
=V1UQ51UQ8+.UQ51UQ8/1.3

FESTO

=V1UQ51UQ7+.UQ51UQ7/1.4	Q3225.0 DO 0 1.1	-QN7.1_Q	L150 Model Clamps (RST)
=V1UQ51UQ7+.UQ51UQ7/1.4	Q2325.1 DO 1 1.2	-QN7.2_Q	L150 Model Clamps (SET)
=V1UQ51UQ8+.UQ51UQ8/1.4	Q2325.2 DO 2 2.1	-QN8.1_Q	L230/290/320 Model Clamps (RST)
=V1UQ51UQ8+.UQ51UQ8/1.4	Q2325.3 DO 3 2.2	-QN8.2_Q	L230/290/320 Model Clamps (SET)

-KF2.22
=V1UQ51UQ9+.UQ51UQ9/1.3
=V1UQ51UQ10+.UQ51UQ10/1.3

FESTO

=V1UQ51UQ9+.UQ51UQ9/1.4	Q2325.4 DO 0 1.1	-QN9.1_Q	L290/320 Model Clamps (RST)
=V1UQ51UQ9+.UQ51UQ9/1.4	Q2325.5 DO 1 1.2	-QN9.2_Q	L290/320 Model Clamps (SET)
=V1UQ51UQ10+.UQ51UQ10/1.4	Q2325.6 DO 2 2.1	-QN10.1_Q	L320 Model Clamps (RST)
=V1UQ51UQ10+.UQ51UQ10/1.4	Q2325.7 DO 3 2.2	-QN10.2_Q	L320 Model Clamps (SET)

-KF2.23
=V1UQ51UQ11+.UQ51UQ11/1.3
=V1UQ51UQ12+.UQ51UQ12/1.3

FESTO

=V1UQ51UQ11+.UQ51UQ11/1.4	Q2326.0 DO 0 1.1	-QN11.1_Q	L230 Model Clamp (RST)
=V1UQ51UQ11+.UQ51UQ11/1.4	Q2326.1 DO 1 1.2	-QN11.2_Q	L230 Model Clamp (SET)
=V1UQ51UQ12+.UQ51UQ12/1.4	Q2326.2 DO 2 2.1	-QN12.1_Q	L290 Model Clamp (RST)
=V1UQ51UQ12+.UQ51UQ12/1.4	Q2326.3 DO 3 2.2	-QN12.2_Q	L290 Model Clamp (SET)

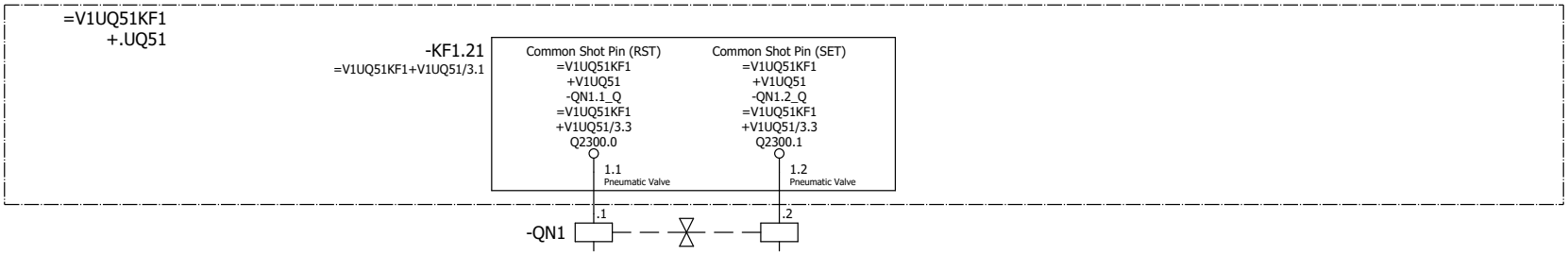

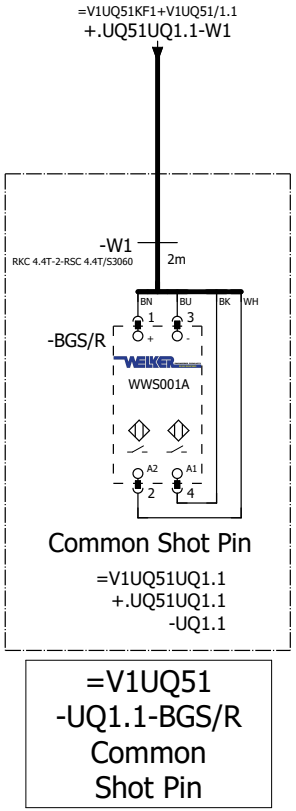

=V1UQ51
-UQ1.1-BGS/R
Common
Shot Pin

=V1UQ51KF2+V1UQ51/3

=V1UQ51UQ2+.UQ51UQ2/1

			Date	9/23/2022	Volvo Trucks North America	Valiant TMS	FESTO DQ CONNECTION QN1	Drawing name: =2V03&EFS-EL	= V1UQ51UQ1	
			Ed.	MKLEPADLO					+ V1UQ51UQ1	
			Appr		P6700 Underbody Floor Skin - Cell 2V03			Document type: EFS	Project nr: 22-16151	Page 1
Modification	Date	Name	Original		Replacement of	Replaced by	Scale 1:1			1721

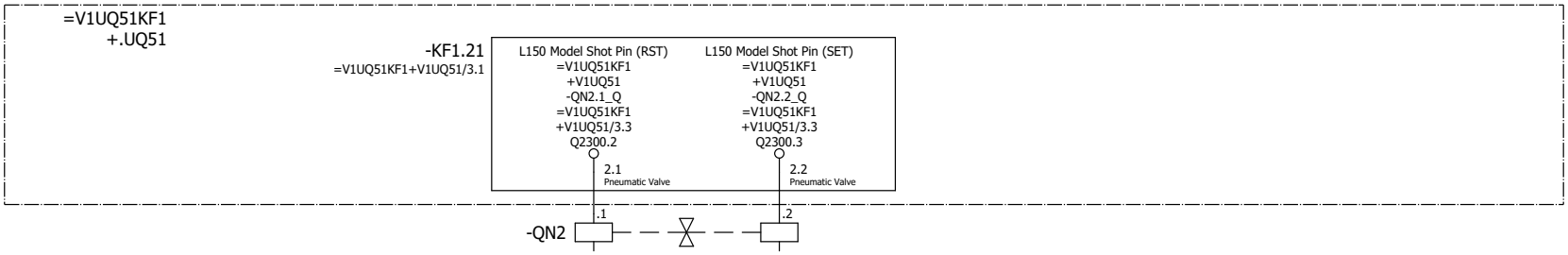

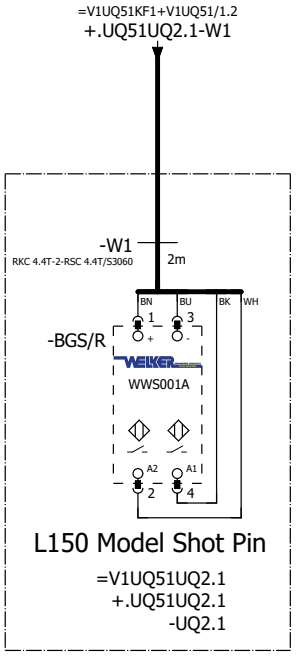

=V1UQ51 -UQ2.1-BGS/R L150 Model Shot Pin

=V1UQ51UQ1+.UQ51UQ1/1

=V1UQ51UQ3+.UQ51UQ3/1

			Date	9/23/2022	Volvo Trucks North America	Valiant TMS	FESTO DQ CONNECTION QN2	Drawing name: =2V03&EFS-EL	= V1UQ51UQ2	
			Ed.	MKLEPADLO					+ V1UQ51UQ2	
			Appr		P6700 Underbody Floor Skin - Cell 2V03			Document type: EFS	Project nr: 22-16151	Page 1
Modification	Date	Name	Original		Replacement of	Replaced by	Scale 1:1			1721

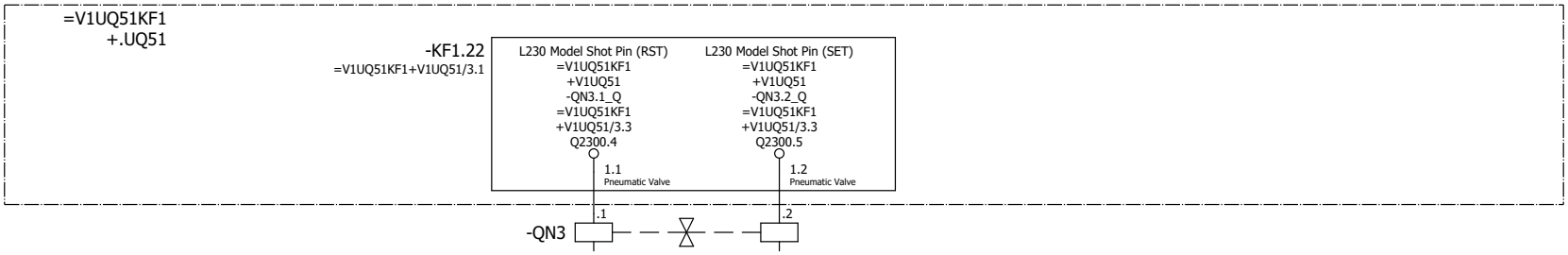

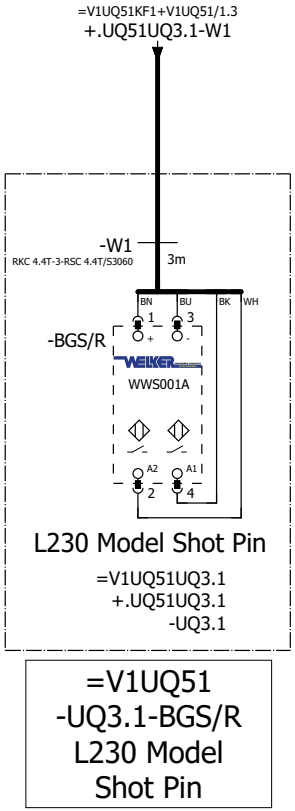

=V1UQ51 -UQ3.1-BGS/R L230 Model Shot Pin

=V1UQ51UQ2+.UQ51UQ2/1

=V1UQ51UQ4+.UQ51UQ4/1

			Date	9/23/2022	Volvo Trucks North America	Valiant TMS	FESTO DQ CONNECTION QN3	Drawing name: =2V03&EFS-EL	= V1UQ51UQ3	
			Ed.	MKLEPADLO					+ V1UQ51UQ3	
			Appr		P6700 Underbody Floor Skin - Cell 2V03	Scale 1:1		Document type: EFS	Project nr: 22-16151	Page 1
Modification	Date	Name	Original		Replacement of / Replaced by					1721

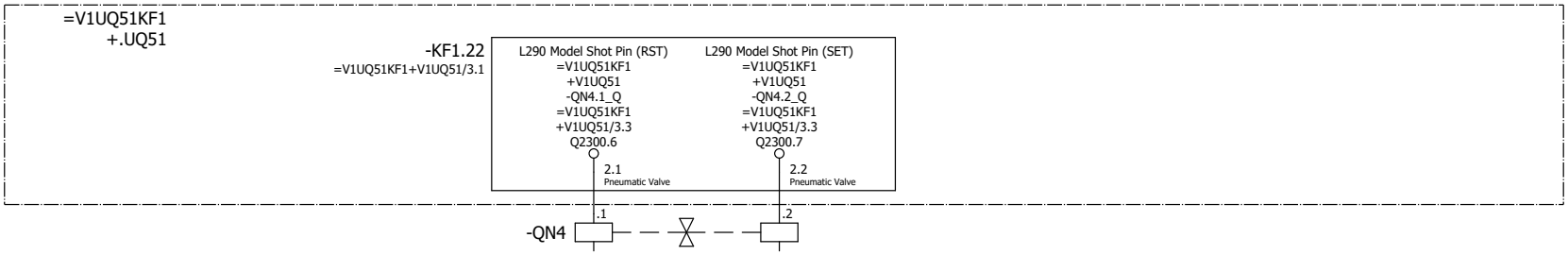

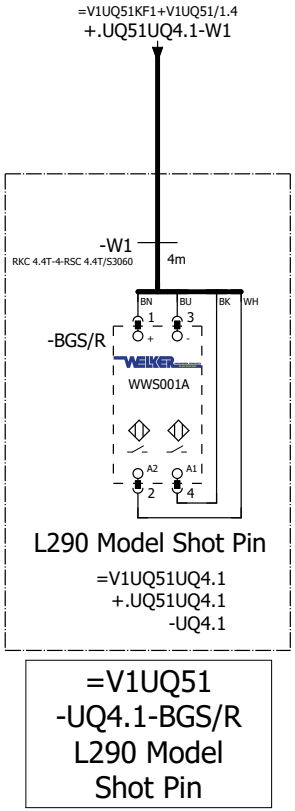

=V1UQ51 -UQ4.1-BGS/R L290 Model Shot Pin

=V1UQ51UQ3+.UQ51UQ3/1

=V1UQ51UQ5+.UQ51UQ5/1

			Date	9/23/2022	Volvo Trucks North America	Valiant TMS	FESTO DQ CONNECTION QN4	Drawing name: =2V03&EFS-EL	= V1UQ51UQ4	
			Ed.	MKLEPADLO					+ V1UQ51UQ4	
			Appr		P6700 Underbody Floor Skin - Cell 2V03			Document type: EFS	Project nr: 22-16151	Page 1
Modification	Date	Name	Original		Replacement of	Replaced by	Scale 1:1			1721

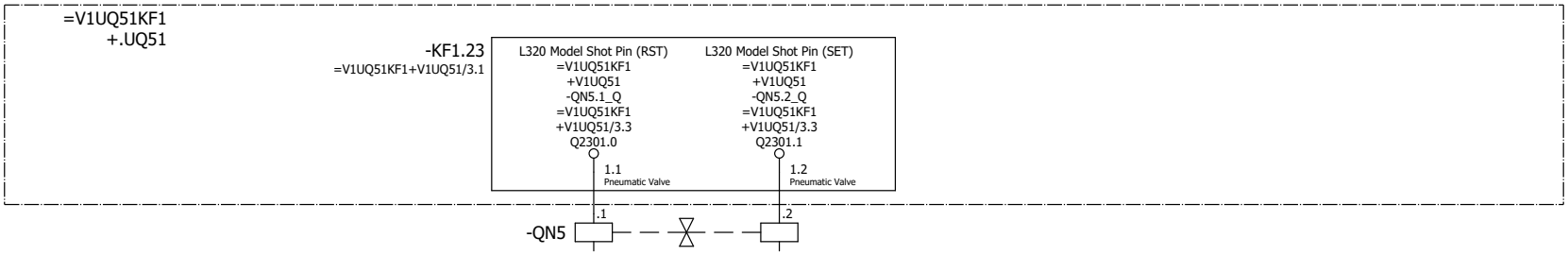

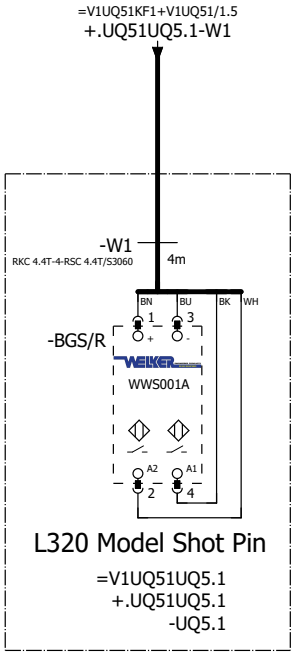

=V1UQ51 -UQ5.1-BGS/R L320 Model Shot Pin

=V1UQ51UQ4+.UQ51UQ4/1

=V1UQ51UQ6+.UQ51UQ6/1

			Date	9/23/2022	Volvo Trucks North America	Valiant TMS	FESTO DQ CONNECTION QN5	Drawing name: =2V03&EFS-EL	= V1UQ51UQ5	
			Ed.	MKLEPADLO					+ V1UQ51UQ5	
			Appr		P6700 Underbody Floor Skin - Cell 2V03			Document type: EFS	Project nr: 22-16151	Page 1
Modification	Date	Name	Original		Replacement of	Replaced by	Scale 1:1			1721

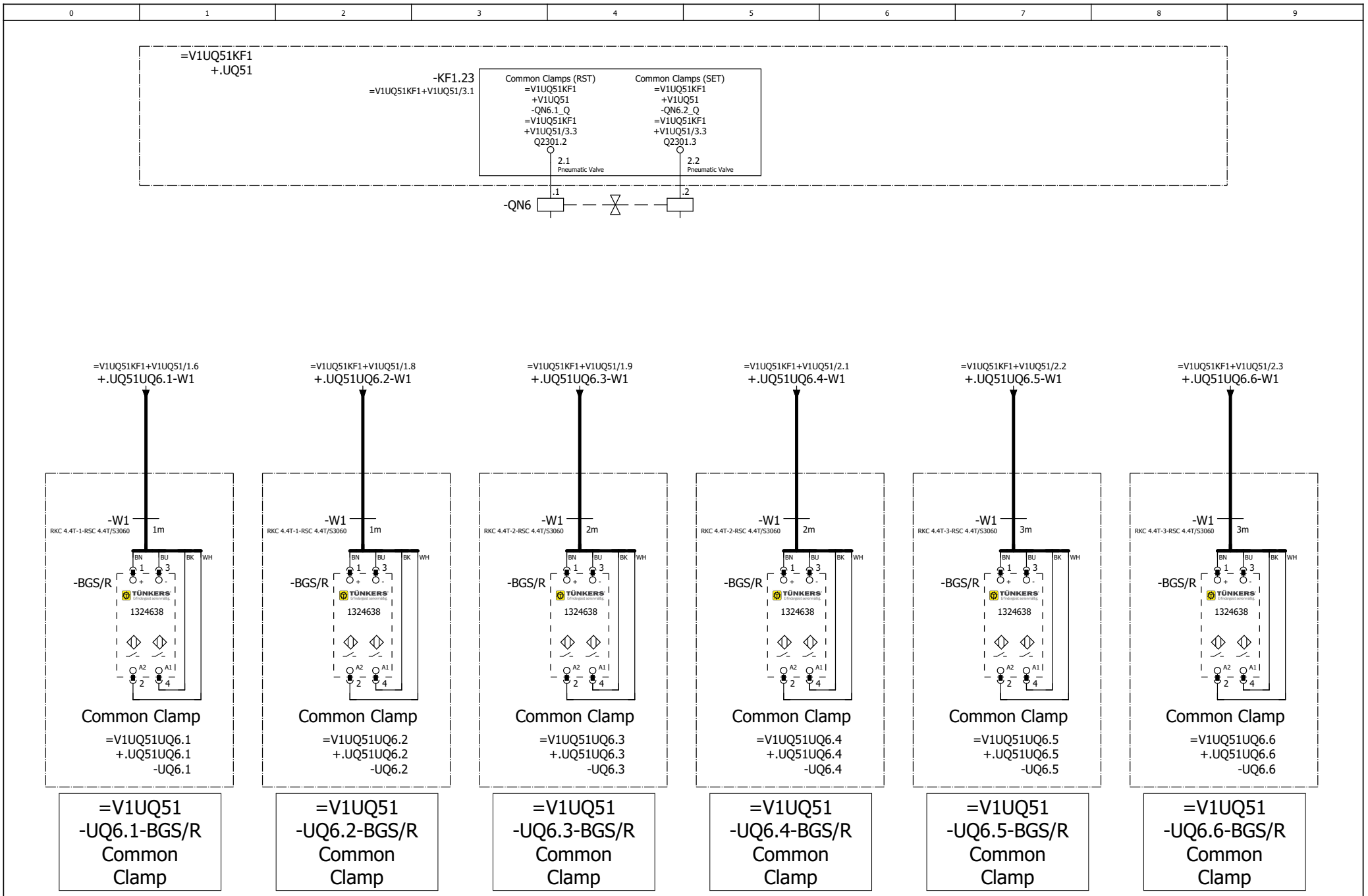

=V1UQ51UQ5+.UQ51UQ5/1

=V1UQ51UQ7+.UQ51UQ7/1

			Date	9/23/2022	Volvo Trucks North America	Valiant TMS	FESTO DQ CONNECTION QN6	Drawing name: =2V03&EFS-EL	= V1UQ51UQ6	
			Ed.	MKLEPADLO					+ V1UQ51UQ6	
			Appr		P6700 Underbody Floor Skin - Cell 2V03	Scale 1:1		Document type: EFS	Project nr: 22-16151	Page 1
Modification	Date	Name	Original		Replacement of	Replaced by				1721

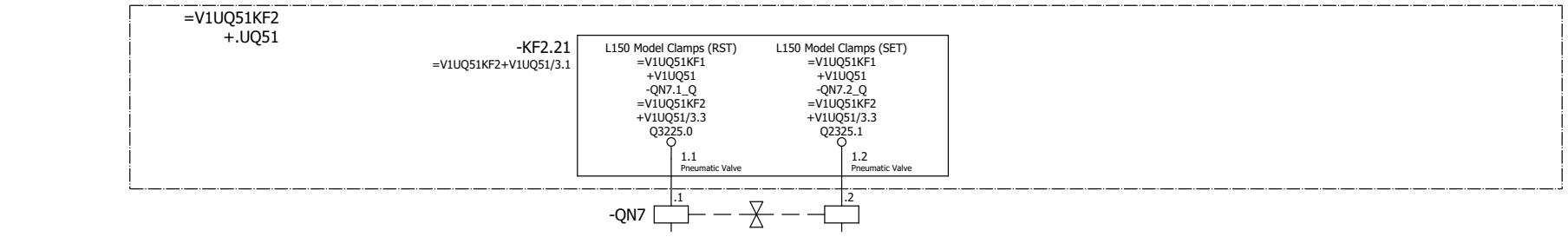

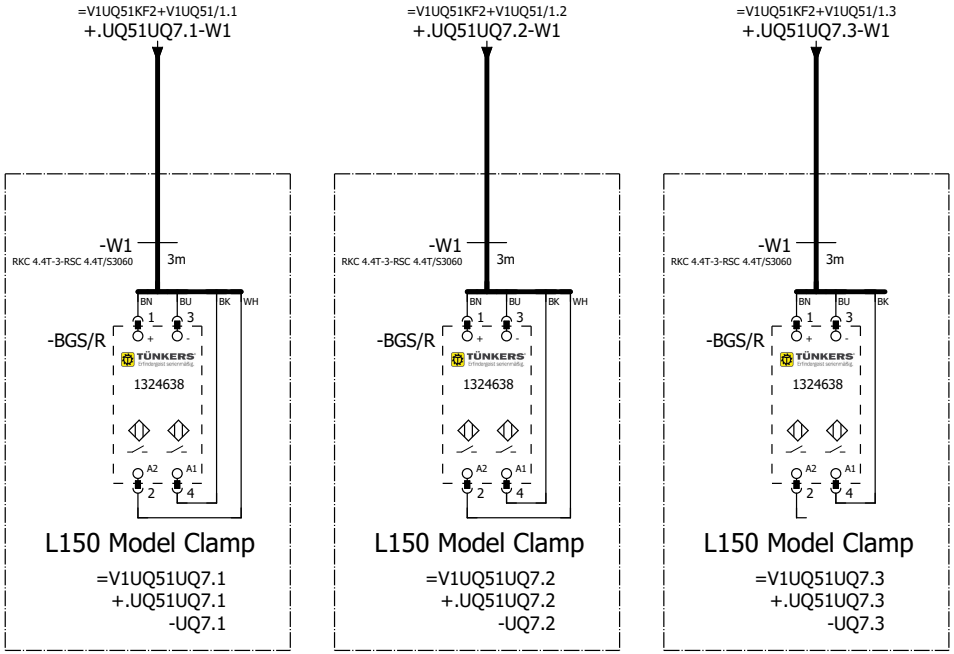

=V1UQ51
-UQ7.1-BGS/R
L150 Model Clamp

=V1UQ51
-UQ7.2-BGS/R
L150 Model Clamp

=V1UQ51
-UQ7.3-BGS/R
L150 Model Clamp

=V1UQ51UQ6+.UQ51UQ6/1

=V1UQ51UQ8+.UQ51UQ8/1

			Date	9/23/2022	Volvo Trucks North America	Valiant TMS	FESTO DQ CONNECTION QN7	Drawing name: =2V03&EFS-EL	= V1UQ51UQ7	
			Ed.	MKLEPADLO					+ V1UQ51UQ7	
			Appr		P6700 Underbody Floor Skin - Cell 2V03			Document type: EFS	Project nr: 22-16151	Page 1
Modification	Date	Name	Original		Replacement of	Replaced by	Scale 1:1			1721

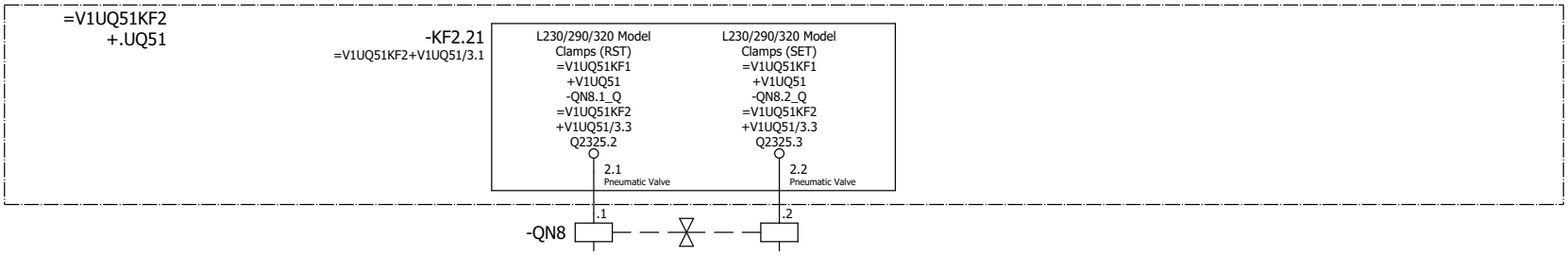

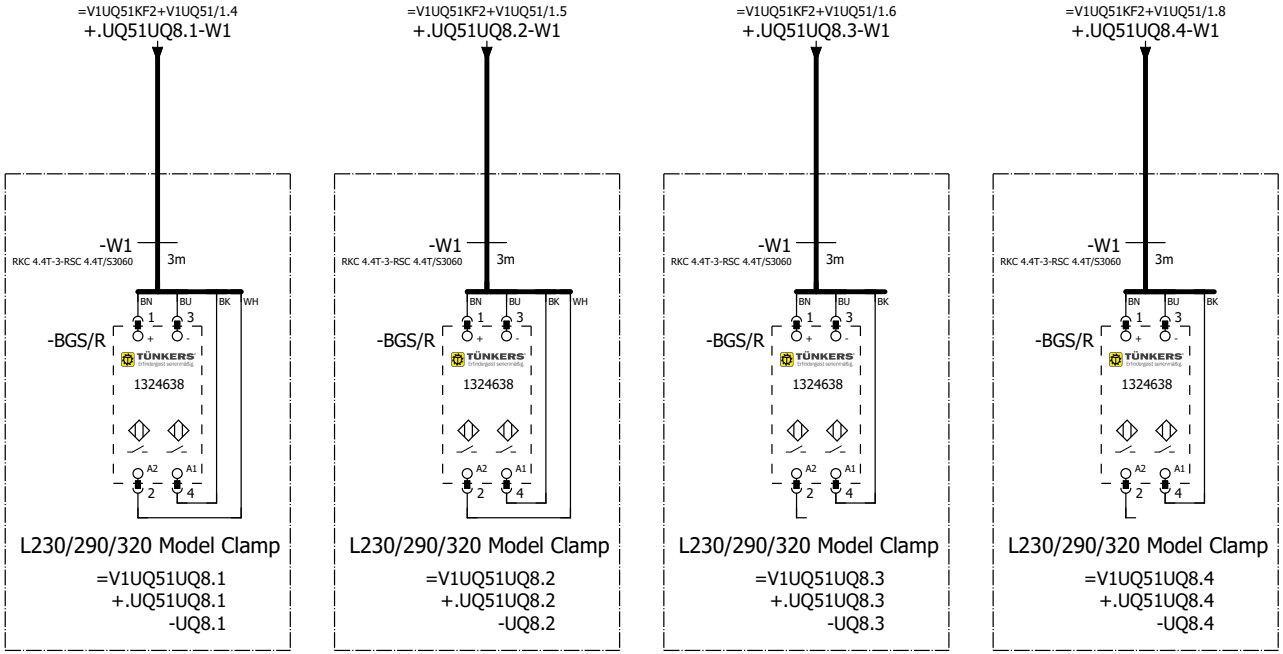

=V1UQ51 -UQ8.1-BGS/R L230/290/320 Model Clamp	=V1UQ51 -UQ8.2-BGS/R L230/290/320 Model Clamp	=V1UQ51 -UQ8.3-BGS/R L230/290/320 Model Clamp	=V1UQ51 -UQ8.4-BGS/R L230/290/320 Model Clamp

=V1UQ51UQ7+.UQ51UQ7/1

=V1UQ51UQ9+.UQ51UQ9/1

			Date	9/23/2022	Volvo Trucks North America	Valiant TMS	FESTO DQ CONNECTION QN8	Drawing name: =2V03&EFS-EL	= V1UQ51UQ8	
			Ed.	MKLEPADLO					+ V1UQ51UQ8	
			Appr		P6700 Underbody Floor Skin - Cell 2V03	Scale 1:1		Document type: EFS	Project nr: 22-16151	Page 1
Modification	Date	Name	Original		Replacement of	Replaced by				1721

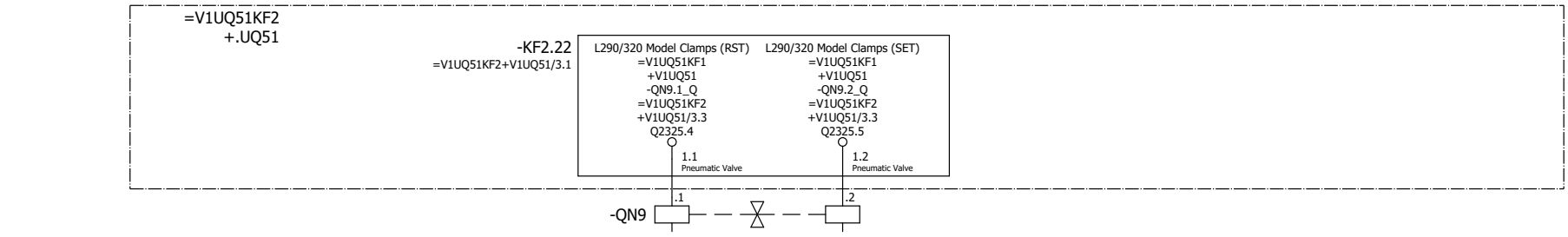

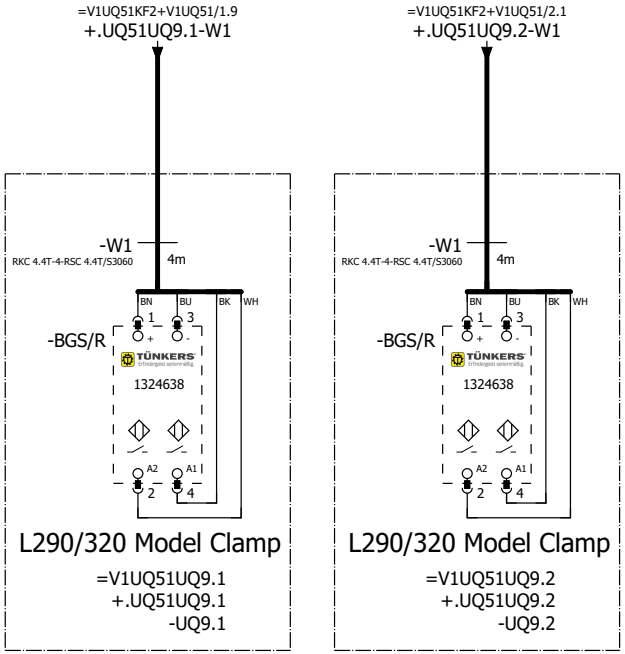

=V1UQ51
-UQ9.1-BGS/R
L290/320 Model
Clamp

=V1UQ51
-UQ9.2-BGS/R
L290/320 Model
Clamp

=V1UQ51UQ8+.UQ51UQ8/1

=V1UQ51UQ10+.UQ51UQ10/1

			Date	9/23/2022	Volvo Trucks North America	Valiant TMS	FESTO DQ CONNECTION QN9	Drawing name: =2V03&EFS-EL	= V1UQ51UQ9	
			Ed.	MKLEPADLO					+ V1UQ51UQ9	
			Appr		P6700 Underbody Floor Skin - Cell 2V03	Scale 1:1		Document type: EFS	Project nr: 22-16151	Page 1
Modification	Date	Name	Original		Replacement of	Replaced by				1721

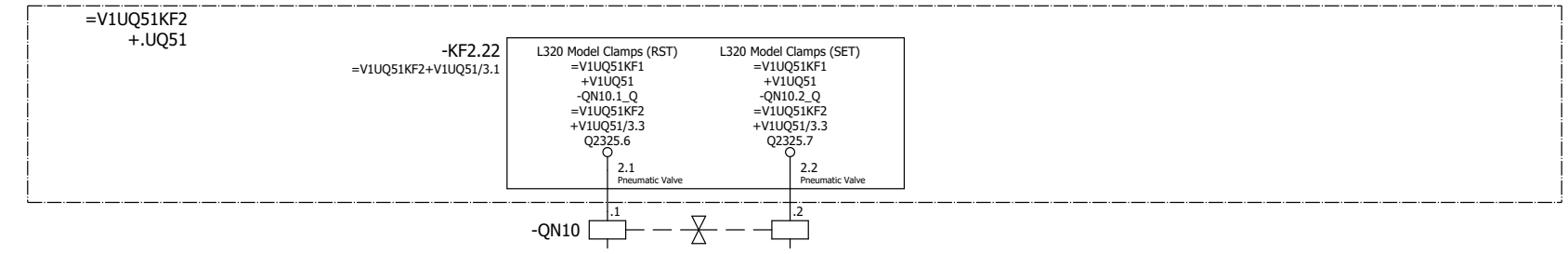

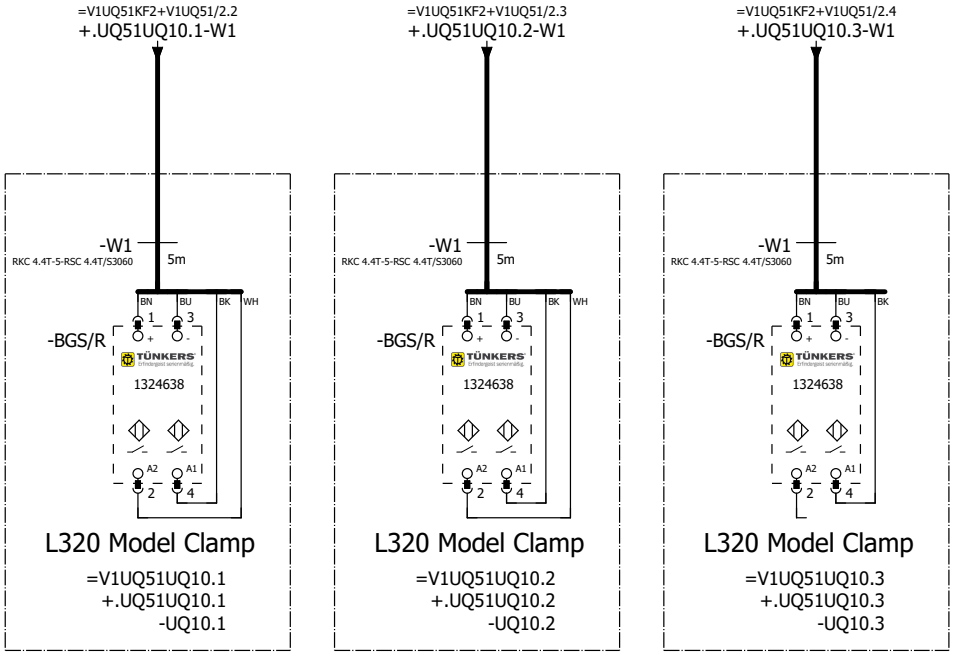

=V1UQ51 -UQ10.1-BGS/R L320 Model Clamp

=V1UQ51 -UQ10.2-BGS/R L320 Model Clamp

=V1UQ51 -UQ10.3-BGS/R L320 Model Clamp

=V1UQ51UQ9+.UQ51UQ9/1

=V1UQ51UQ11+.UQ51UQ11/1

			Date	9/23/2022	Volvo Trucks North America	Valiant TMS	FESTO DQ CONNECTION QN10	Drawing name: =2V03&EFS-EL	= V1UQ51UQ10	
			Ed.	MKLEPADLO					+ V1UQ51UQ10	
			Appr		P6700 Underbody Floor Skin - Cell 2V03	Scale 1:1		Document type: EFS	Project nr: 22-16151	Page 1
Modification	Date	Name	Original		Replacement of	Replaced by				1721

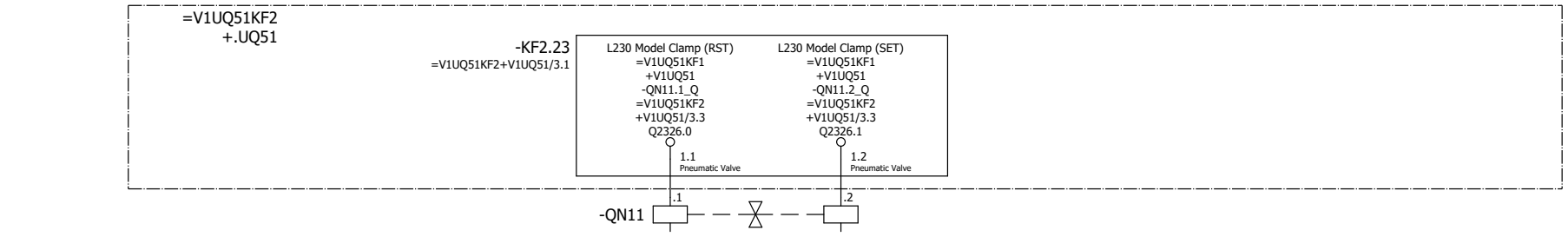

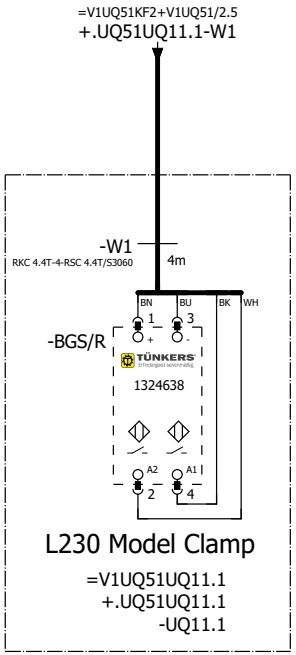

=V1UQ51 -UQ11.1-BGS/R L230 Model Clamp

=V1UQ51UQ10+.UQ51UQ10/1

=V1UQ51UQ12+.UQ51UQ12/1

			Date	9/23/2022	Volvo Trucks North America		Valiant TMS	FESTO DQ CONNECTION QN11	Drawing name: =2V03&EFS-EL	= V1UQ51UQ11	
			Ed.	MKLEPADLO						+ V1UQ51UQ11	
			Appr		P6700 Underbody Floor Skin - Cell 2V03				Document type: EFS	Project nr: 22-16151	Page 1
Modification	Date	Name	Original		Replacement of	Replaced by	Scale 1:1				1721

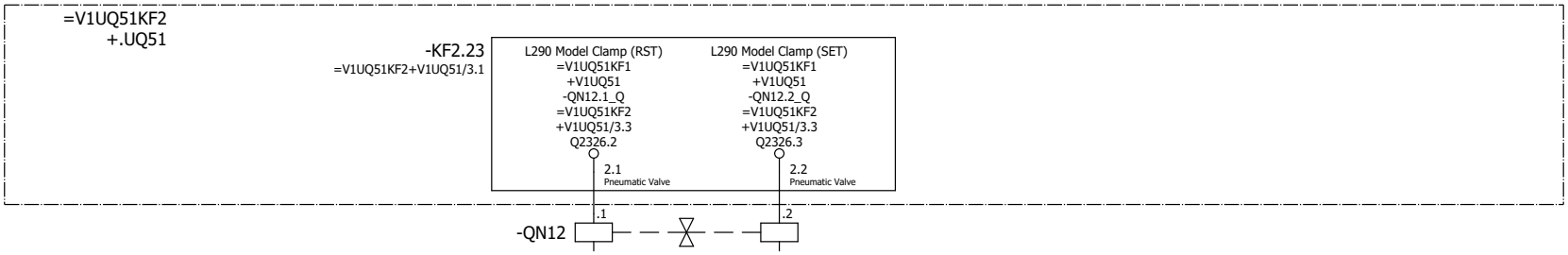

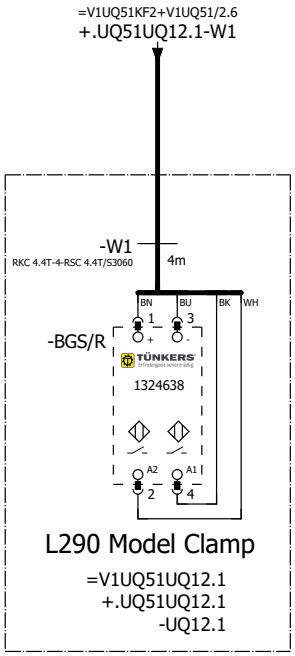

=V1UQ51 -UQ12.1-BGS/R L290 Model Clamp

=V1UQ51UQ11+.UQ51UQ11/1

=V1UQ51WC4+V1UQ51/1

			Date	9/23/2022	Volvo Trucks North America	Valiant TMS	FESTO DQ CONNECTION QN12	Drawing name: =2V03&EFS-EL	= V1UQ51UQ12		
			Ed.	MKLEPADLO					+ V1UQ51UQ12		
			Appr		P6700 Underbody Floor Skin - Cell 2V03			Document type: EFS	Project nr: 22-16151	Page	1
Modification	Date	Name	Original		Replacement of	Replaced by	Scale 1:1				1721

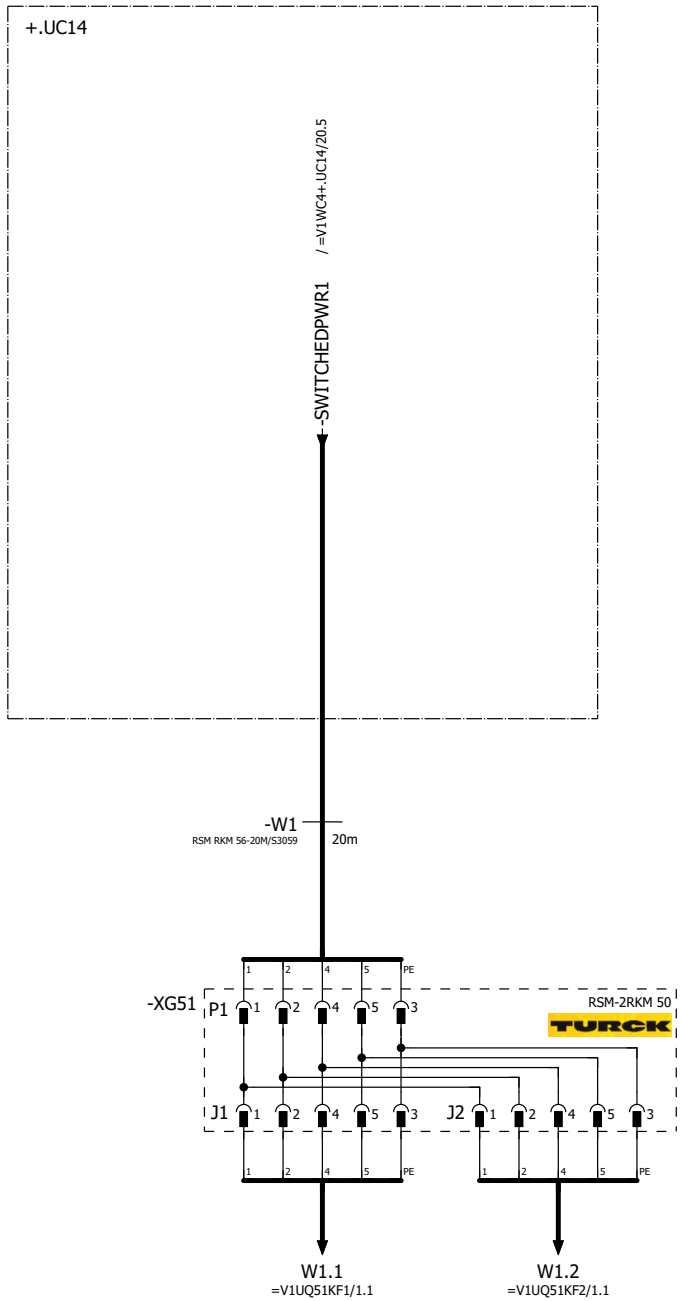

=V1UQ51UQ12+.UQ51UQ12/1

=V1UQ52BG0+.UQ52/1

			Date	9/23/2022	Volvo Trucks North America	Valiant TMS	24VDC	Drawing name: =2V03&EFS-EL	= V1UQ51WC4
			Ed.	MKLEPADLO					+ V1UQ51
			Appr		P6700 Underbody Floor Skin - Cell 2V03			Document type: EFS	Project nr: 22-16151
Modification	Date	Name	Original		Replacement of	Replaced by	Scale 1:1		Page 1 / 1721

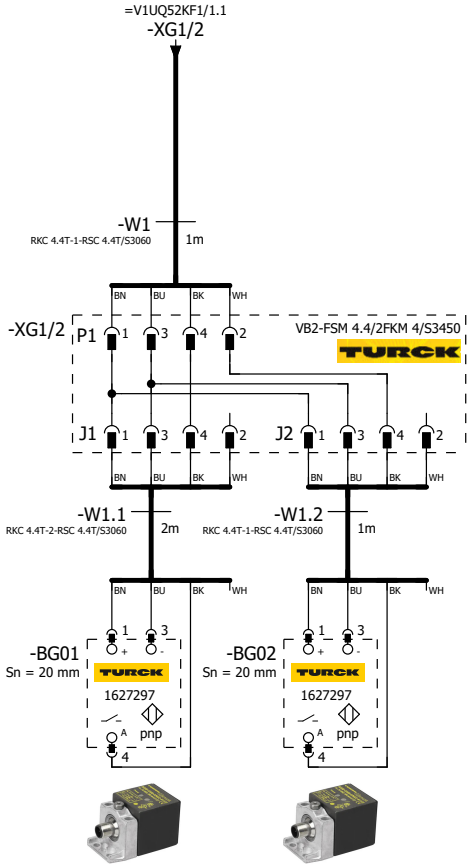

=V1UQ52 -BG01 Front Floor Panel (L150)	=V1UQ52 -BG02 Front Floor Panel (L150)

=V1UQ51WC4+.UQ51/1 =V1UQ52KF1/1

			Date	10/28/2022	Volvo Trucks North America	Valiant TMS	SENSORS	Drawing name: =2V03&EFS-EL	= V1UQ52BG0
			Ed.	MKLEPADLO					+ V1UQ52
			Appr		P6700 Underbody Floor Skin - Cell 2V03	Scale 1:1		Document type: EFS	Project nr: 22-16151
Modification	Date	Name	Original		Replacement of / Replaced by				Page 1 / 1721

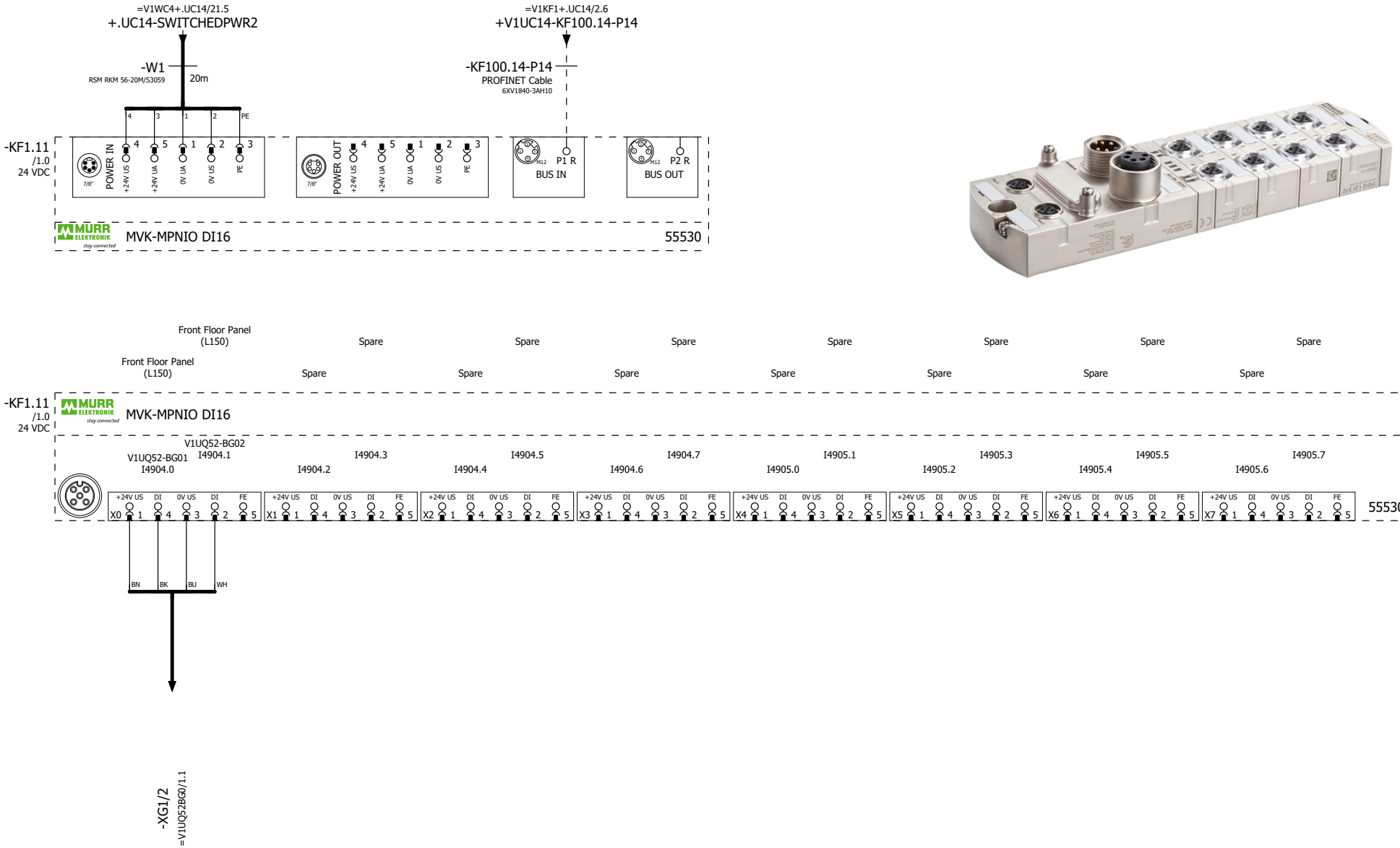

=V1UQ52BG0/1 =V1WC1+.UC11/1

			Date	10/28/2022	Volvo Trucks North America	Valiant TMS	MURR MODULE 16 IN	Drawing name: =2V03&EFS-EL	= V1UQ52KF1	
			Ed.	MKLEPADLO					+ V1UQ52	
			Appr		P6700 Underbody Floor Skin - Cell 2V03	Scale 1:1		Document type: EFS	Project nr: 22-16151	Page 1
Modification	Date	Name	Original		Replacement of	Replaced by				1721

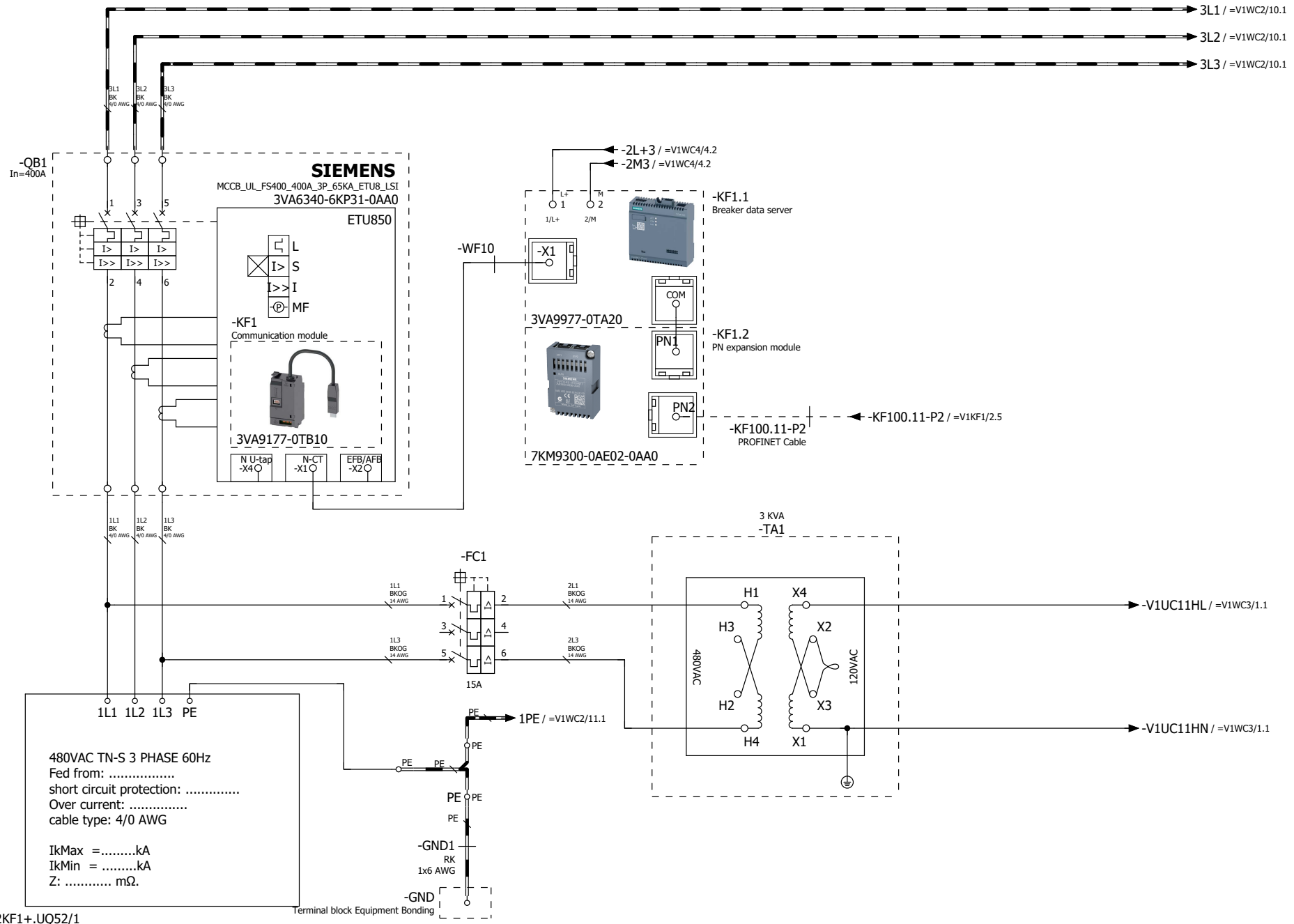

			Date	9/23/2022	Volvo Trucks North America		Valiant TMS	Incoming power supply 480 VAC	Drawing name: =2V03&EFS-EL	= V1WC1	
			Ed.	MKLEPADLO						+ V1UC11	
			Appr		P6700 Underbody Floor Skin - Cell 2V03		Scale 1:1		Document type: EFS	Project nr: 22-16151	Page 1
Modification	Date	Name	Original		Replacement of	Replaced by					1721

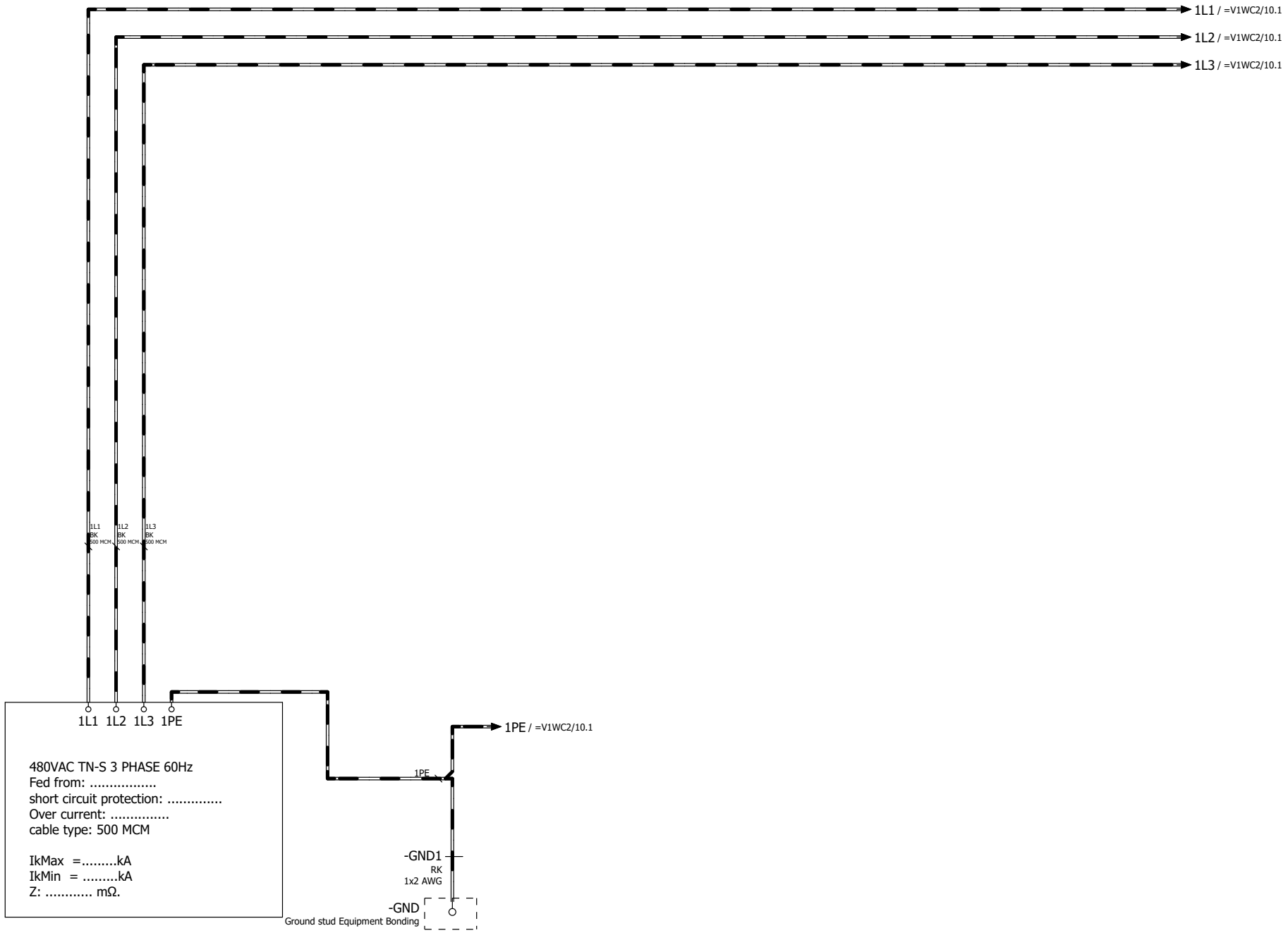

+.UC11/1

+.UC162/1

			Date	9/23/2022	Volvo Trucks North America	Valiant TMS	Incoming weld power supply 480 VAC	Drawing name: =2V03&EFS-EL	= V1WC1	
			Ed.	MKLEPADLO					+ V1UC161	
			Appr		P6700 Underbody Floor Skin - Cell 2V03	Scale 1:1		Document type: EFS	Project nr: 22-16151	Page 1
Modification	Date	Name	Original		Replacement of / Replaced by					1721

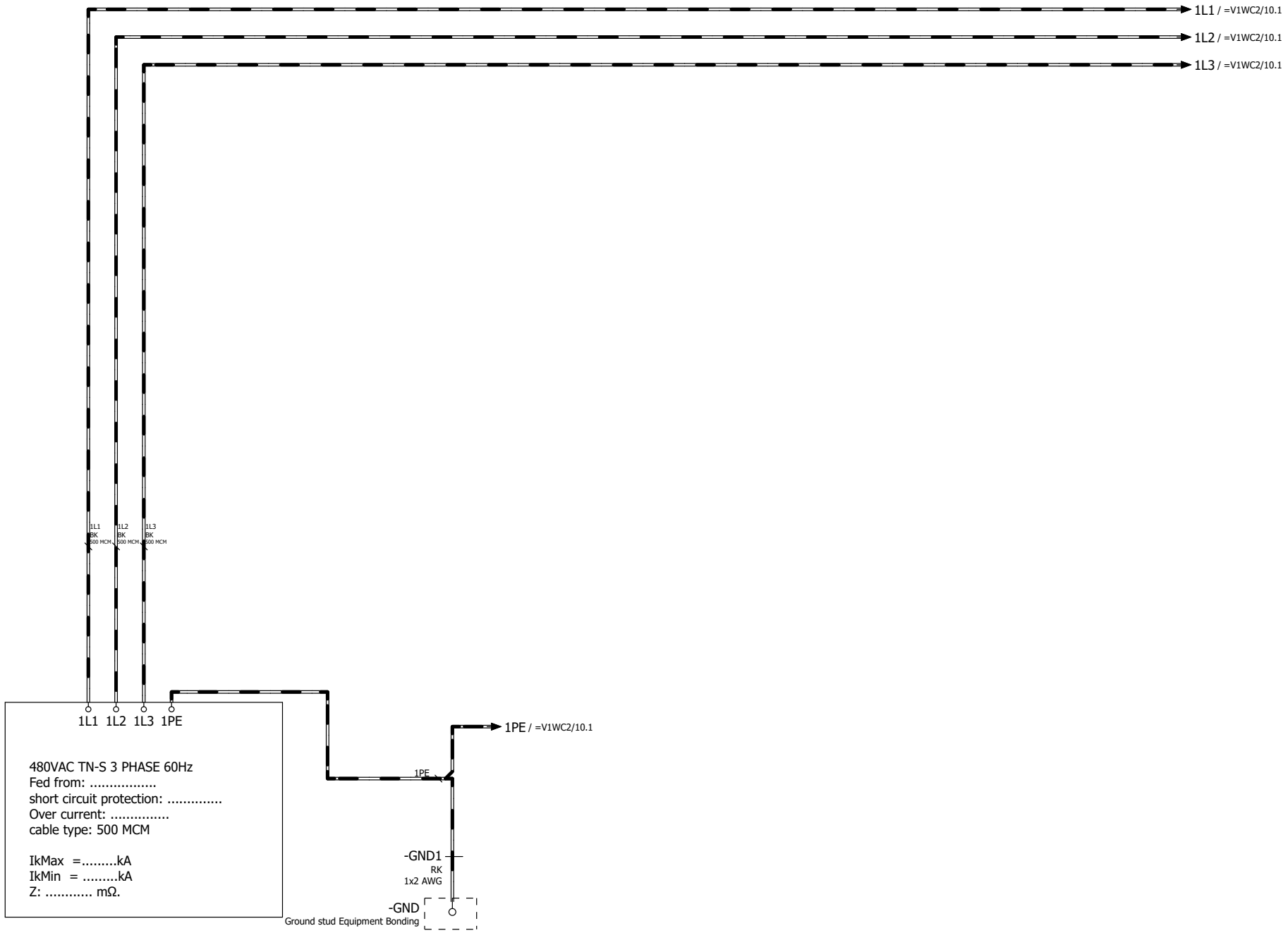

+.UC161/1 +.UC163/1

			Date	9/23/2022	Volvo Trucks North America		Valiant TMS	Incoming weld power supply 480 VAC	Drawing name: =2V03&EFS-EL	= V1WC1	
			Ed.	MKLEPADLO						+ V1UC162	
			Appr		P6700 Underbody Floor Skin - Cell 2V03		Scale 1:1		Document type: EFS	Project nr: 22-16151	Page 1
Modification	Date	Name	Original		Replacement of	Replaced by					1721

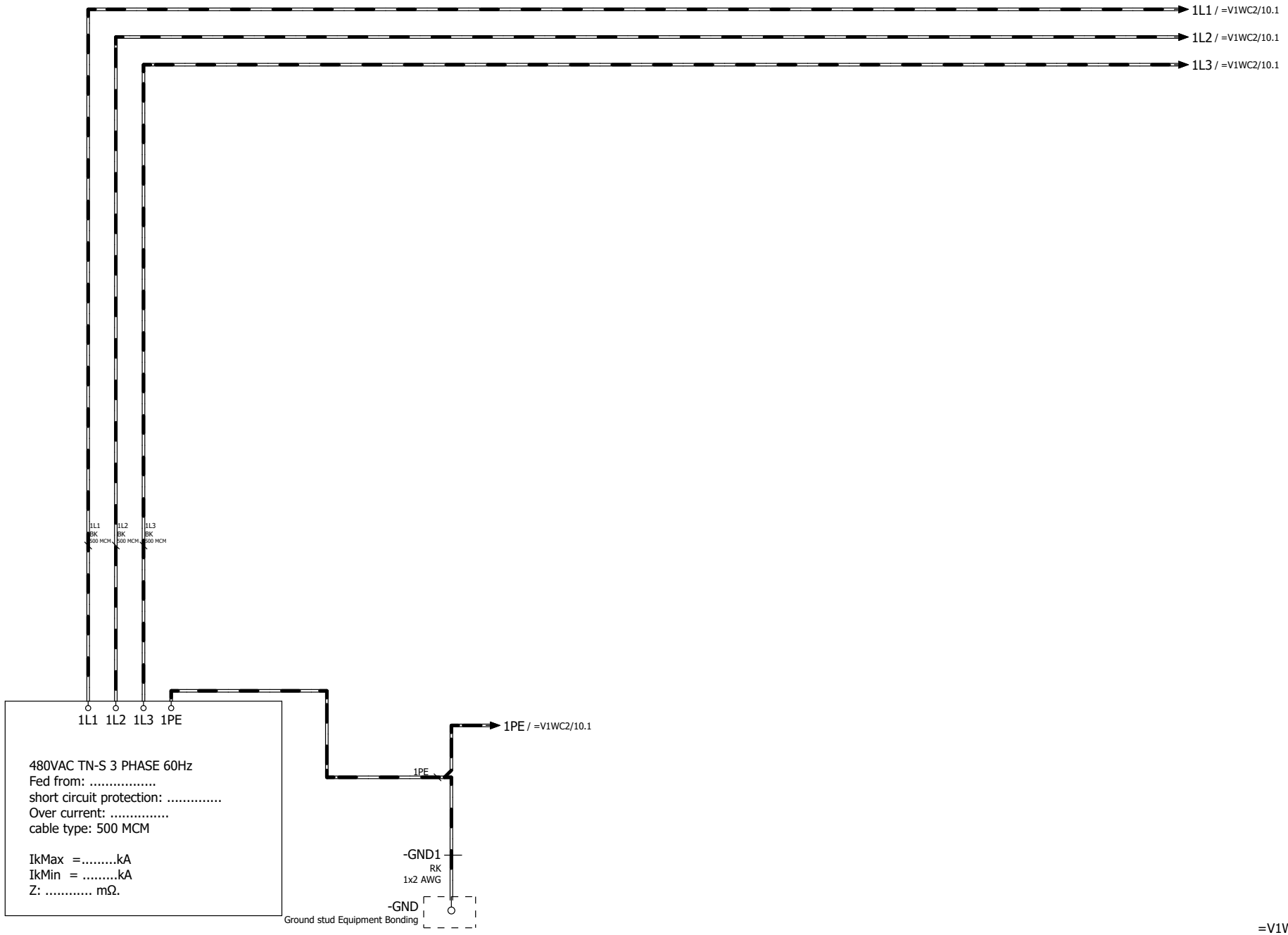

+.UC162/1

=V1WC2+.UC11/10

			Date	9/23/2022	Volvo Trucks North America		Valiant TMS	Incoming weld power supply 480 VAC	Drawing name: =2V03&EFS-EL	= V1WC1
			Ed.	MKLEPADLO						+ V1UC163
			Appr		P6700 Underbody Floor Skin - Cell 2V03		Scale 1:1		Document type: EFS	Project nr: 22-16151
Modification	Date	Name	Original		Replacement of	Replaced by				Page 1 / 1721

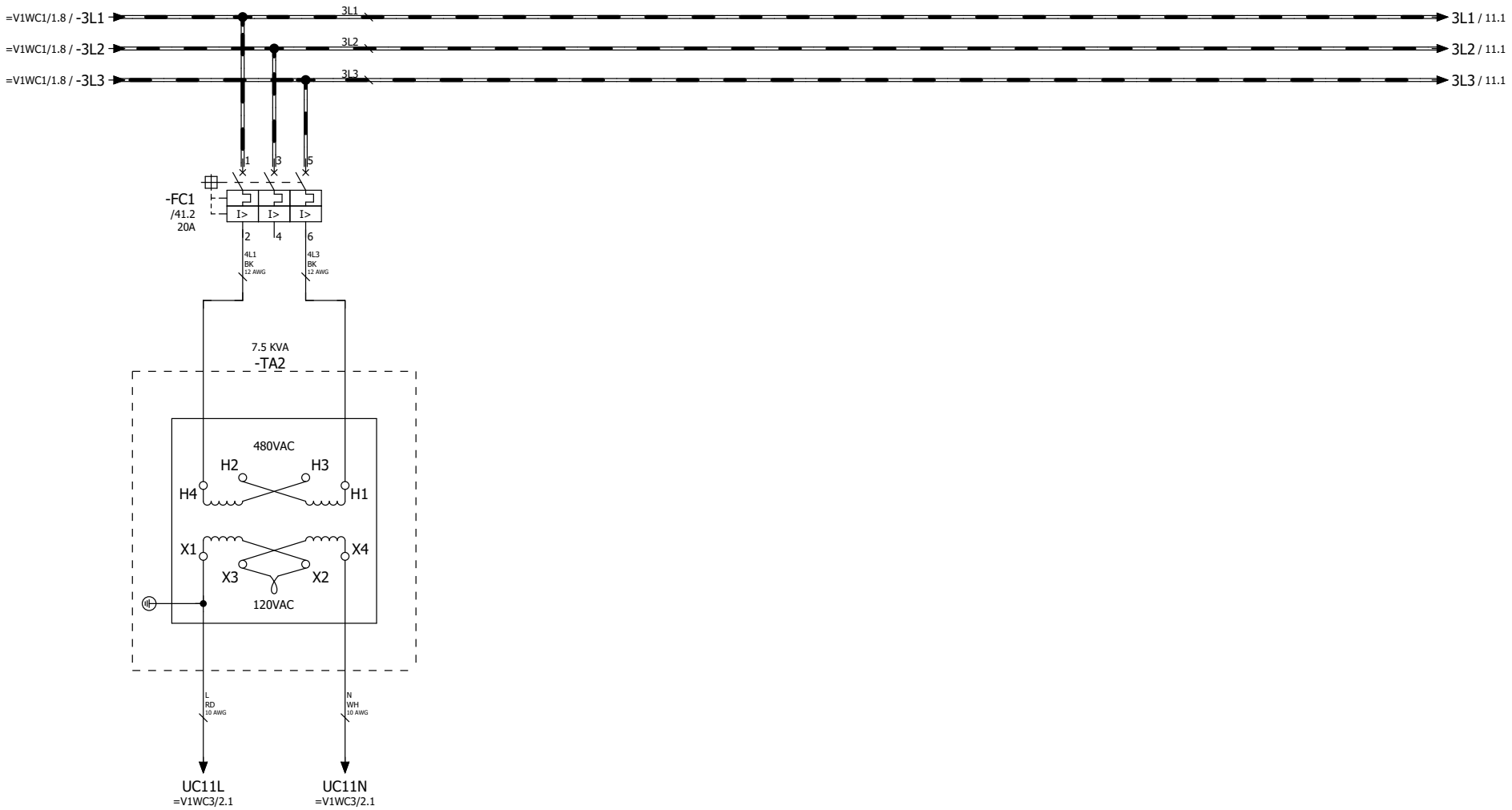

Power
Distribution
=V1UC11

=V1WC1+.UC163/1

11

			Date	9/23/2022	Volvo Trucks North America	Valiant TMS	Power distribution 480 VAC	Drawing name: =2V03&EFS-EL	= V1WC2	
			Ed.	MKLEPADLO					+ V1UC11	
			Appr		P6700 Underbody Floor Skin - Cell 2V03			Document type: EFS	Project nr: 22-16151	Page 10
Modification	Date	Name	Original		Replacement of / Replaced by	Scale 1:1				1721

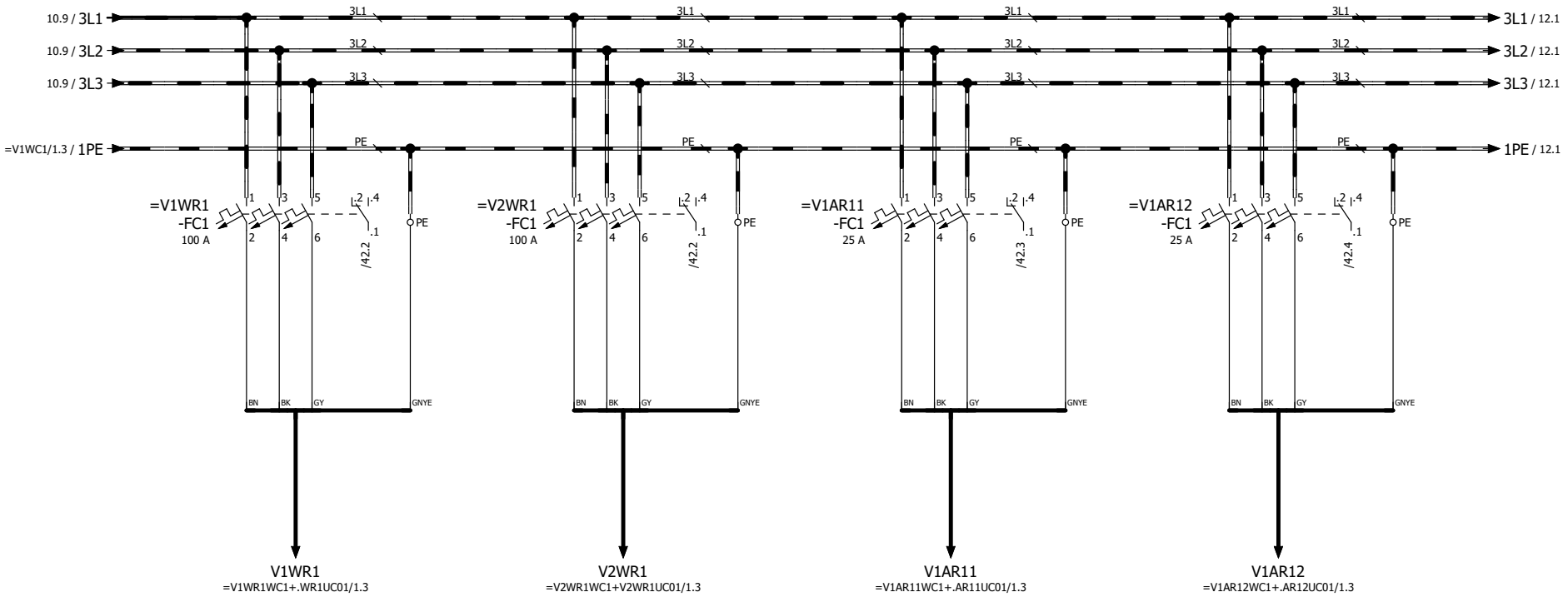

Power Distribution =V1WR1

Power Distribution =V2WR1

Power Distribution =V1AR11

Power Distribution =V1AR12

10

12

			Date	10/20/2022	Volvo Trucks North America	Valiant TMS	Power distribution 480 VAC	Drawing name: =2V03&EFS-EL	= V1WC2	
			Ed.	KMAFFRE					+ V1UC11	
			Appr		P6700 Underbody Floor Skin - Cell 2V03			Document type: EFS	Project nr: 22-16151	Page 11
Modification	Date	Name	Original		Replacement of	Replaced by	Scale 1:1			1721

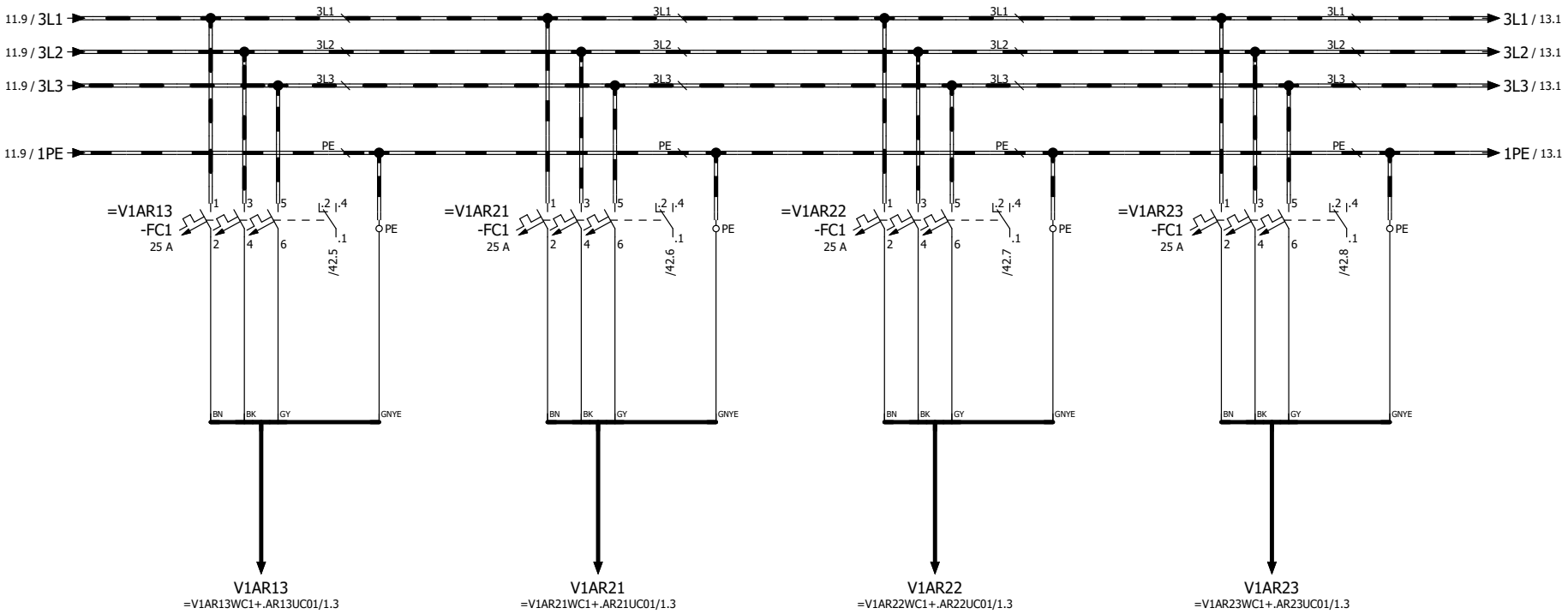

Power Distribution =V1AR13

Power Distribution =V1AR21

Power Distribution =V1AR22

Power Distribution =V1AR23

11

13

			Date	9/23/2022	Volvo Trucks North America	Valiant TMS	Power distribution 480 VAC	Drawing name: =2V03&EFS-EL	= V1WC2	
			Ed.	MKLEPADLO					+ V1UC11	
			Appr		P6700 Underbody Floor Skin - Cell 2V03			Document type: EFS	Project nr: 22-16151	Page 12
Modification	Date	Name	Original		Replacement of	Replaced by	Scale 1:1			1721

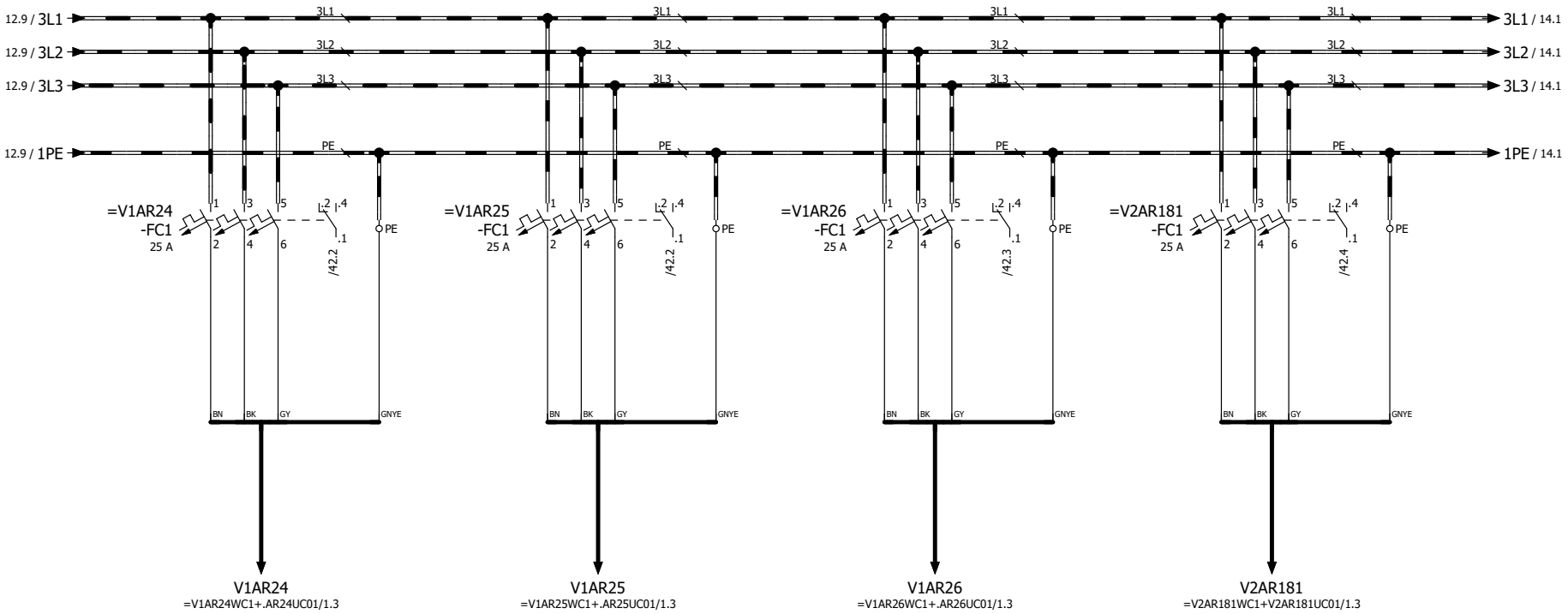

Power Distribution =V1AR24

Power Distribution =V1AR25

Power Distribution =V1AR26

Power Distribution =V1AR181

			Date	12/2/2022	Volvo Trucks North America	Valiant TMS	Power distribution 480 VAC	Drawing name: =2V03&EFS-EL	= V1WC2	
			Ed.	MKLEPADLO					+ V1UC11	
			Appr		P6700 Underbody Floor Skin - Cell 2V03			Document type: EFS	Project nr: 22-16151	Page 13
Modification	Date	Name	Original		Replacement of / Replaced by	Scale 1:1				1721

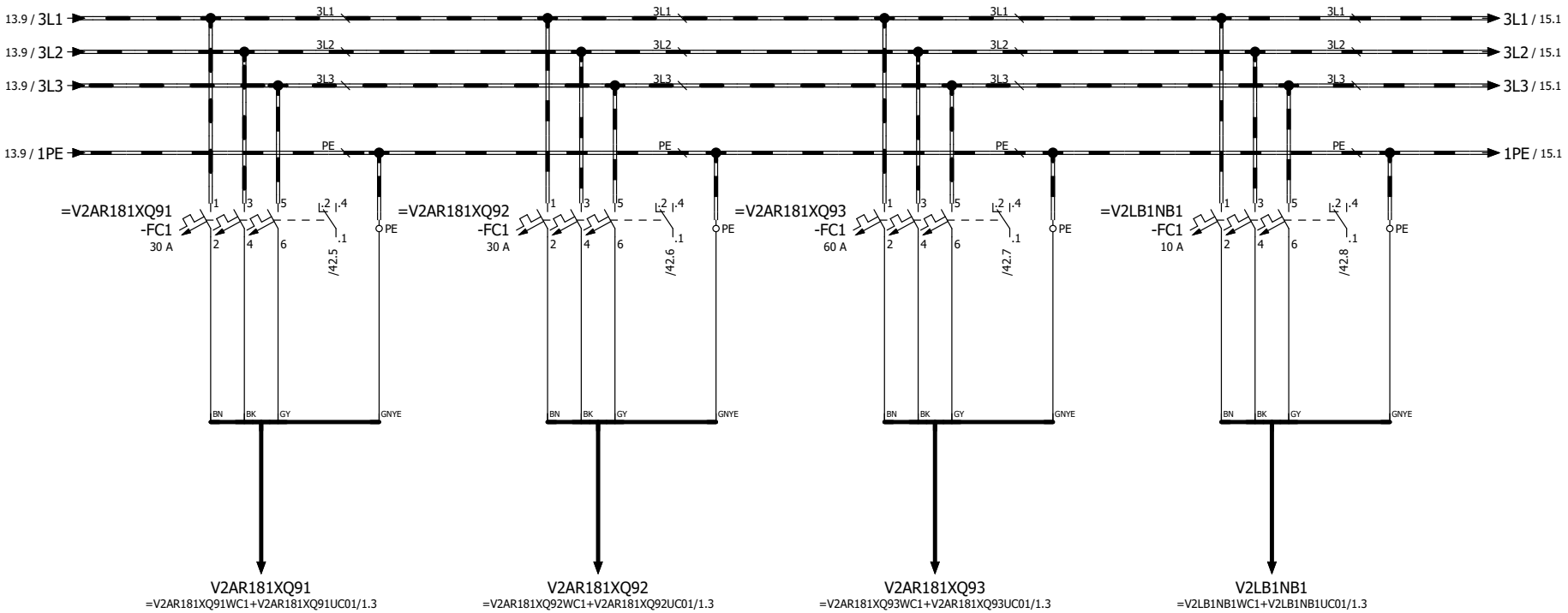

Power Distribution =V2AR181XQ91 (Laser)

Power Distribution =V2AR181XQ92 (Chiller)

Power Distribution =V2AR181XQ93 (Fume Extractor)

Power Distribution =V2LB1NB1 (Roll-up Door)

13

15

			Date	9/23/2022	Volvo Trucks North America	Valiant TMS	Power distribution 480 VAC	Drawing name: =2V03&EFS-EL	= V1WC2	
			Ed.	MKLEPADLO					+ V1UC11	
			Appr		P6700 Underbody Floor Skin - Cell 2V03			Document type: EFS	Project nr: 22-16151	Page 14
Modification	Date	Name	Original		Replacement of	Replaced by	Scale 1:1			1721



Power Distribution =V2GL11 (Slug Conveyor)

14

16

			Date	9/23/2022	Volvo Trucks North America	Valiant TMS	Power distribution 480 VAC	Drawing name: =2V03&EFS-EL	= V1WC2	
			Ed.	MKLEPADLO					+ V1UC11	
			Appr		P6700 Underbody Floor Skin - Cell 2V03			Document type: EFS	Project nr: 22-16151	Page 15
Modification	Date	Name	Original		Replacement of / Replaced by	Scale 1:1				1721

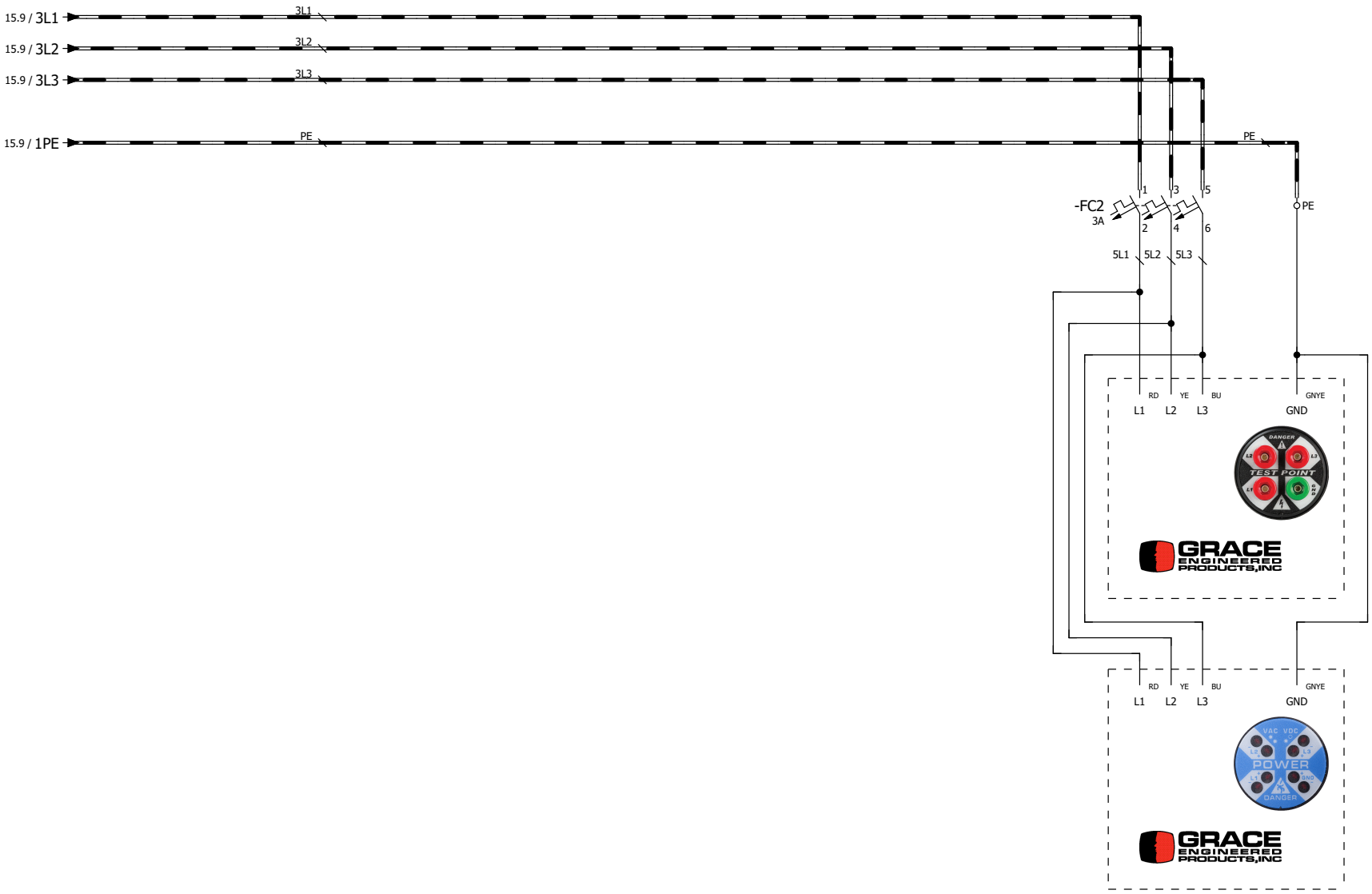

Voltage Test Port /
Indicator Light

			Date	9/23/2022	Volvo Trucks North America	Valiant TMS	Power distribution 480 VAC	Drawing name: =2V03&EFS-EL	= V1WC2	
			Ed.	MKLEPADLO					+ V1UC11	
			Appr		P6700 Underbody Floor Skin - Cell 2V03			Document type: EFS	Project nr: 22-16151	Page 16
Modification	Date	Name	Original		Replacement of	Replaced by	Scale 1:1			1721

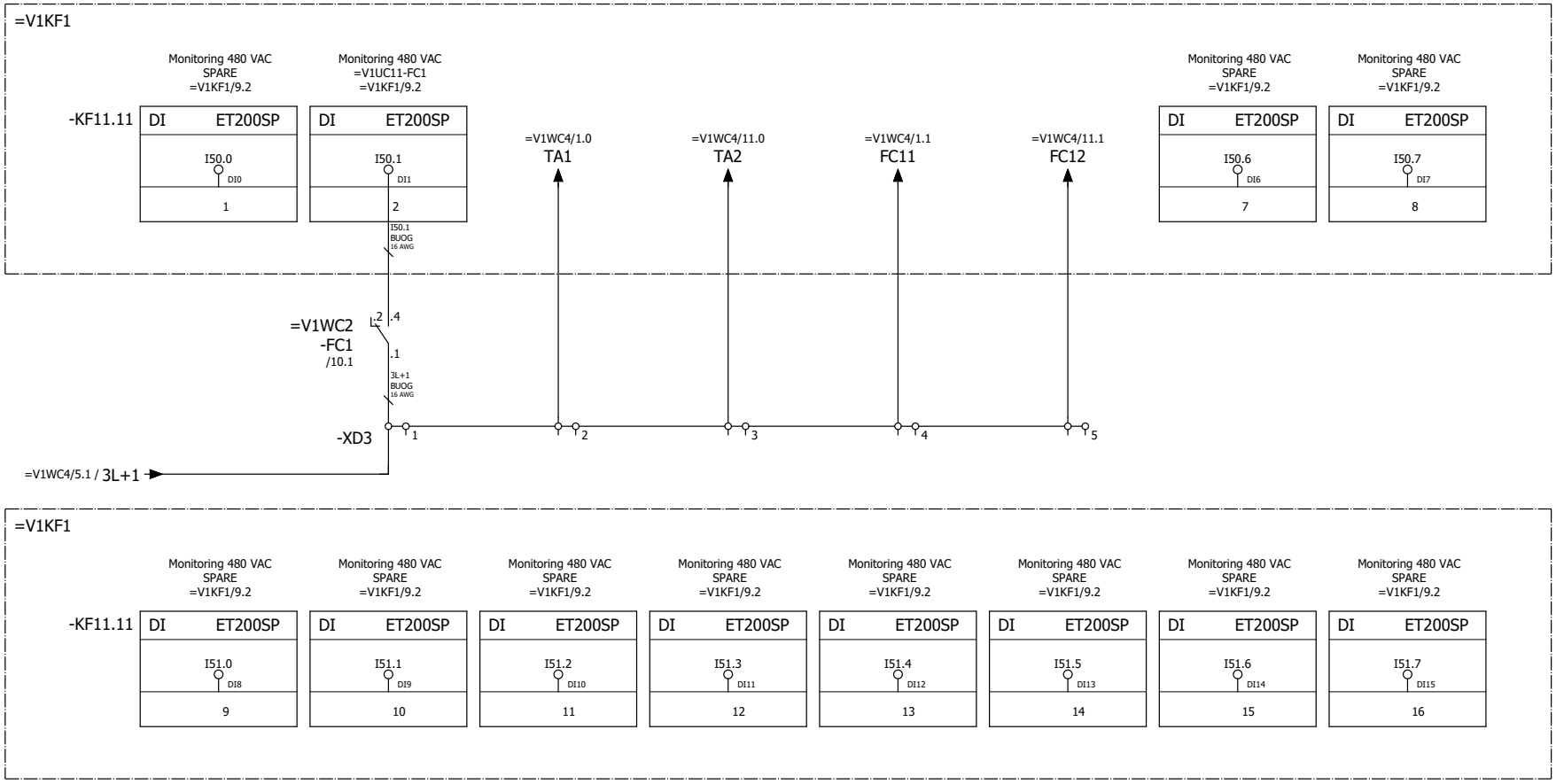

			Date	9/23/2022	Volvo Trucks North America	Valiant TMS	Power distribution 480 VAC monitoring	Drawing name: =2V03&EFS-EL	= V1WC2	
			Ed.	MKLEPADLO					+ V1UC11	
			Appr		P6700 Underbody Floor Skin - Cell 2V03			Document type: EFS	Project nr: 22-16151	Page 41
Modification	Date	Name	Original		Replacement of / Replaced by	Scale 1:1				1721

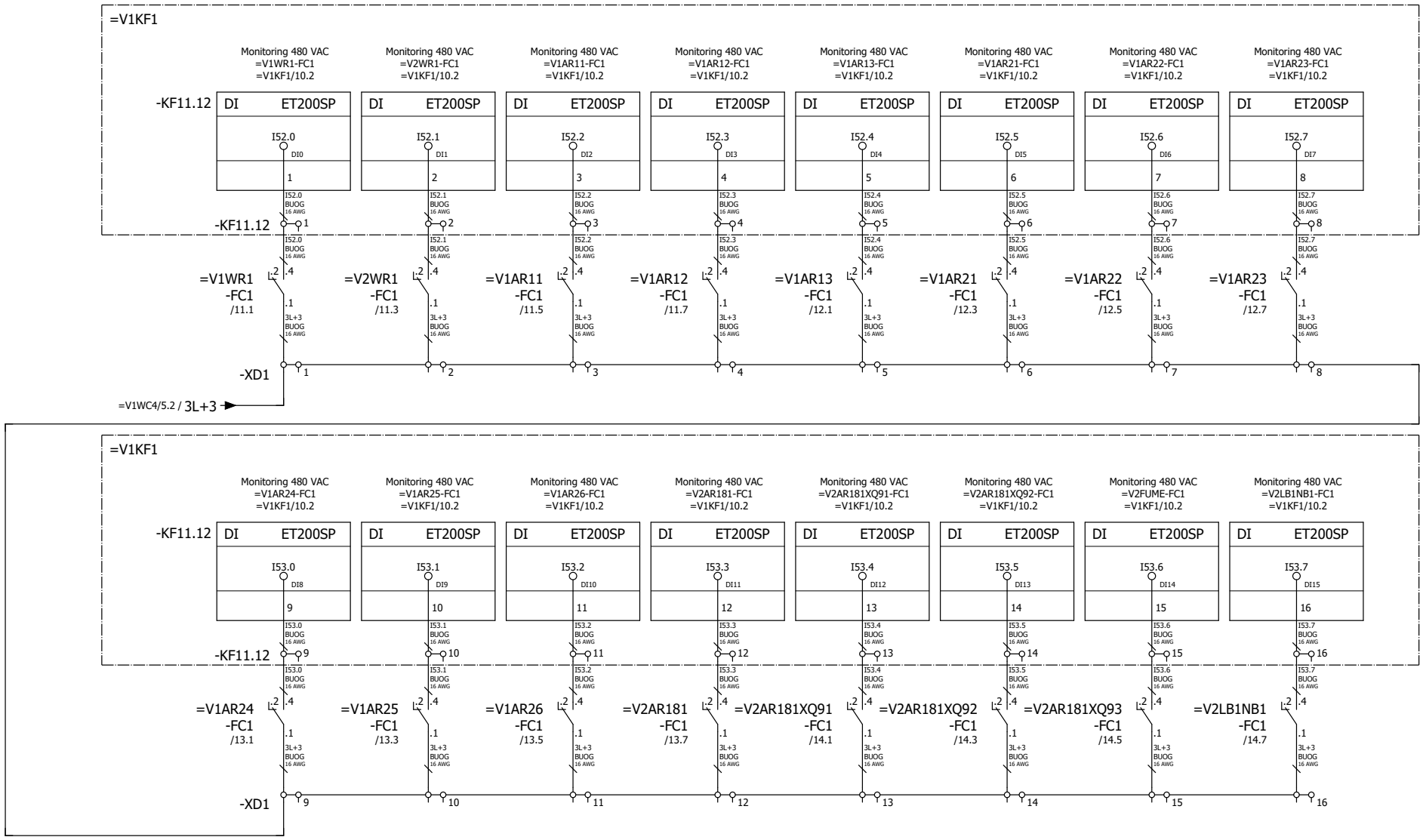

41

43

			Date	12/2/2022	Volvo Trucks North America		Valiant TMS	Power distribution 480 VAC monitoring	Drawing name: =2V03&EFS-EL	= V1WC2
			Ed.	MKLEPADLO						+ V1UC11
			Appr		P6700 Underbody Floor Skin - Cell 2V03		Scale 1:1		Document type: EFS	Project nr: 22-16151
Modification	Date	Name	Original		Replacement of	Replaced by				Page 42 / 1721

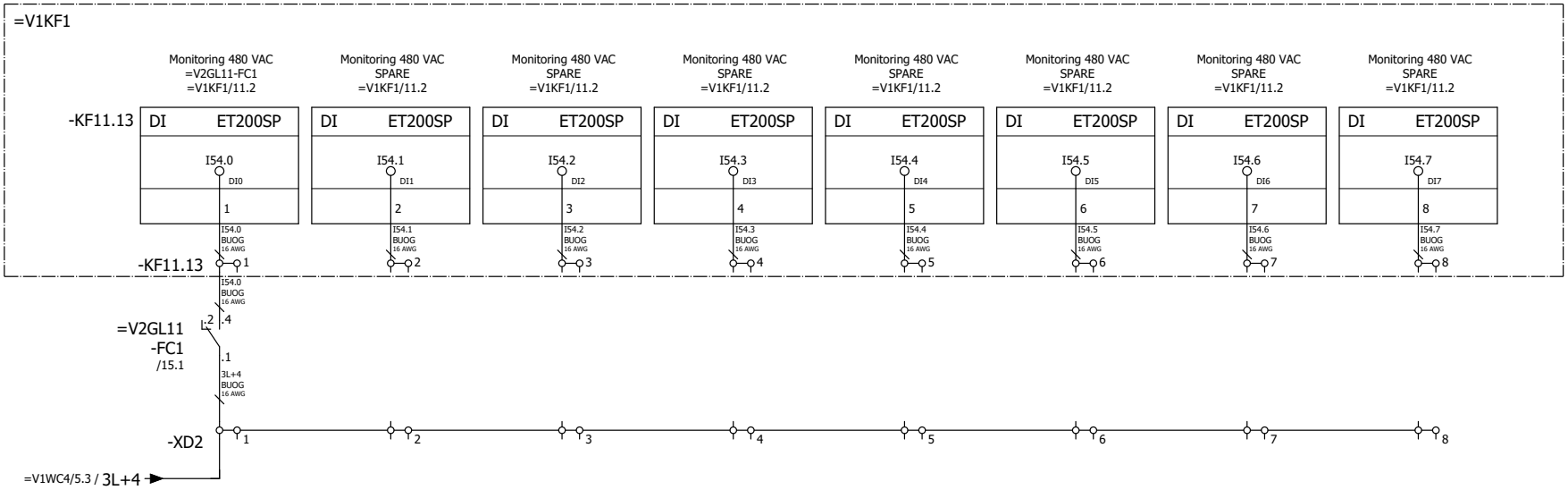

			Date	9/23/2022	Volvo Trucks North America	Valiant TMS	Power distribution 480 VAC monitoring	Drawing name: =2V03&EFS-EL	= V1WC2	
			Ed.	MKLEPADLO					+ V1UC11	
			Appr		P6700 Underbody Floor Skin - Cell 2V03			Document type: EFS	Project nr: 22-16151	Page 43
Modification	Date	Name	Original		Replacement of / Replaced by	Scale 1:1				1721

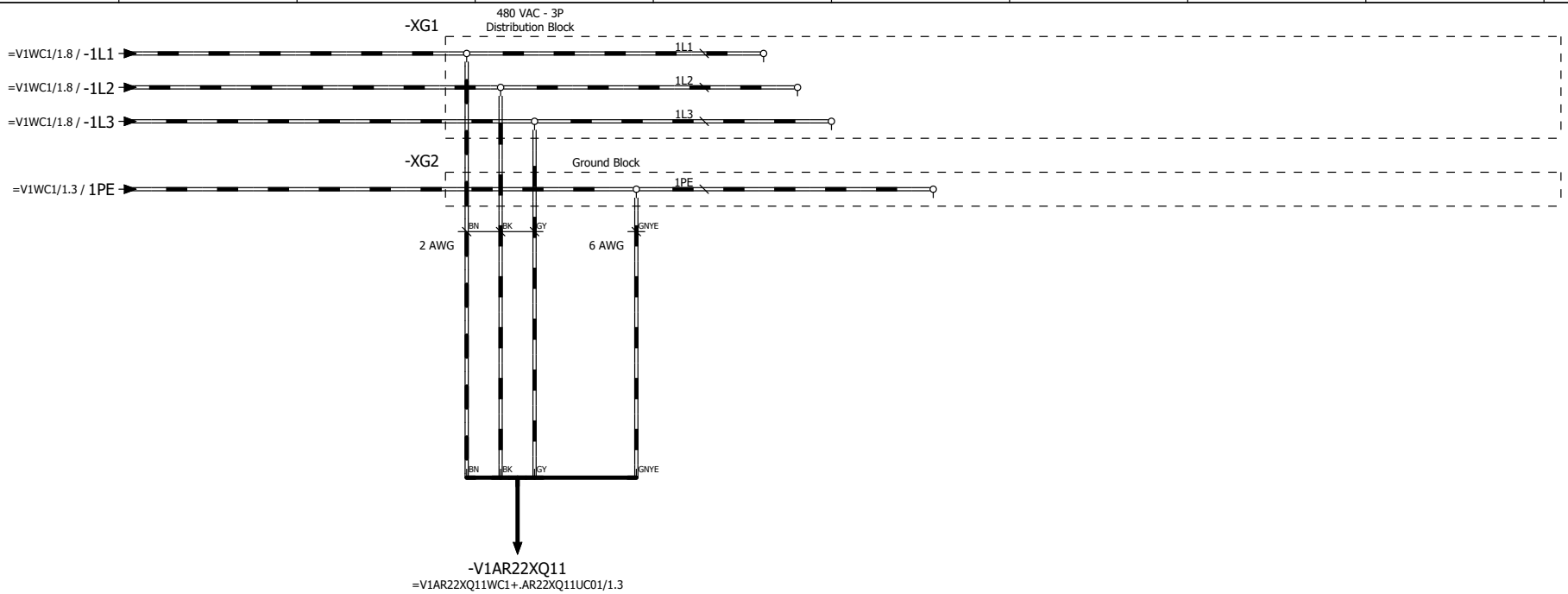

Weld Power
Distribution
480 VAC
S070R02-AR22 (Weld Timer)

Weld Power
Distribution
480 VAC
Spare (Weld Timer)

+.UC11/43

+.UC162/10

			Date	12/2/2022	Volvo Trucks North America	Valiant TMS	Weld power distribution 480 VAC	Drawing name: =2V03&EFS-EL	= V1WC2	
			Ed.	MKLEPADLO					+ V1UC161	
			Appr		P6700 Underbody Floor Skin - Cell 2V03			Document type: EFS	Project nr: 22-16151	Page 10
Modification	Date	Name	Original		Replacement of / Replaced by	Scale 1:1				1721

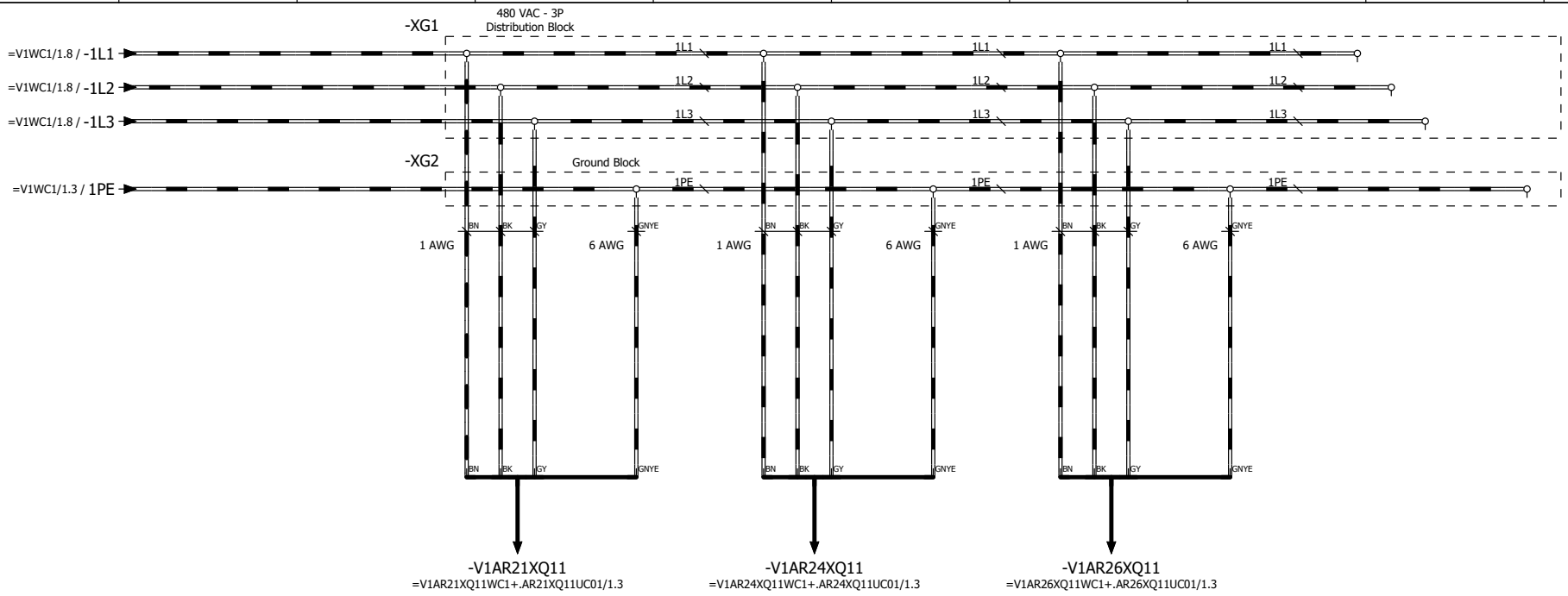

Weld Power Distribution 480 VAC S070R01-AR21 (Weld Timer)

Weld Power Distribution 480 VAC S080R02-AR24 (Weld Timer)

Weld Power Distribution 480 VAC S080R04-AR26 (Weld Timer)

Weld Power Distribution 480 VAC Spare (Weld Timer)

+.UC161/10

+.UC163/10

			Date	12/2/2022	Volvo Trucks North America	Valiant TMS	Weld power distribution 480 VAC	Drawing name: =2V03&EFS-EL	= V1WC2	
			Ed.	MKLEPADLO					+ V1UC162	
			Appr		P6700 Underbody Floor Skin - Cell 2V03			Document type: EFS	Project nr: 22-16151	Page 10
Modification	Date	Name	Original		Replacement of / Replaced by	Scale 1:1				1721

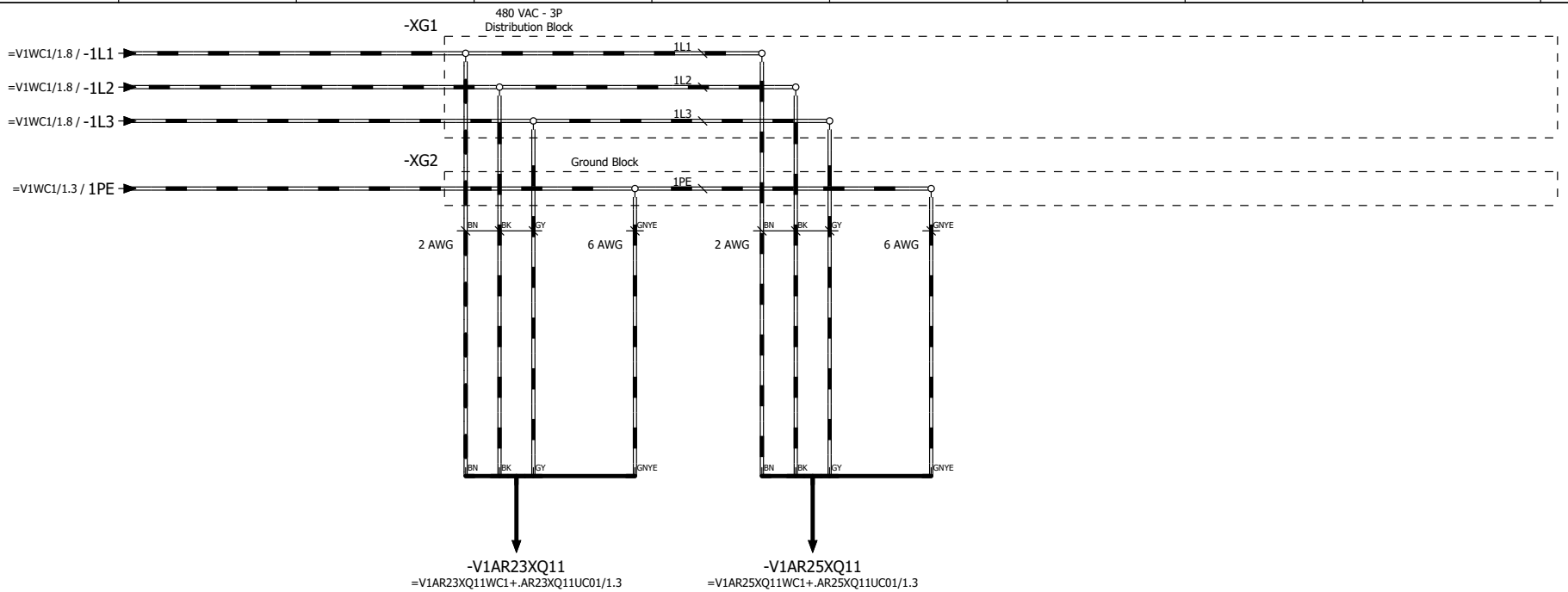

Weld Power
Distribution
480 VAC
S080R01-AR23 (Weld Timer)

Weld Power
Distribution
480 VAC
S080R03-AR25 (Weld Timer)

+.UC162/10

=V1WC3+.UC11/1

			Date	12/2/2022	Volvo Trucks North America		Valiant TMS	Weld power distribution 480 VAC	Drawing name: =2V03&EFS-EL	= V1WC2	
			Ed.	MKLEPADLO						+ V1UC163	
			Appr		P6700 Underbody Floor Skin - Cell 2V03				Document type: EFS	Project nr: 22-16151	Page 10
Modification	Date	Name	Original		Replacement of	Replaced by	Scale 1:1				1721

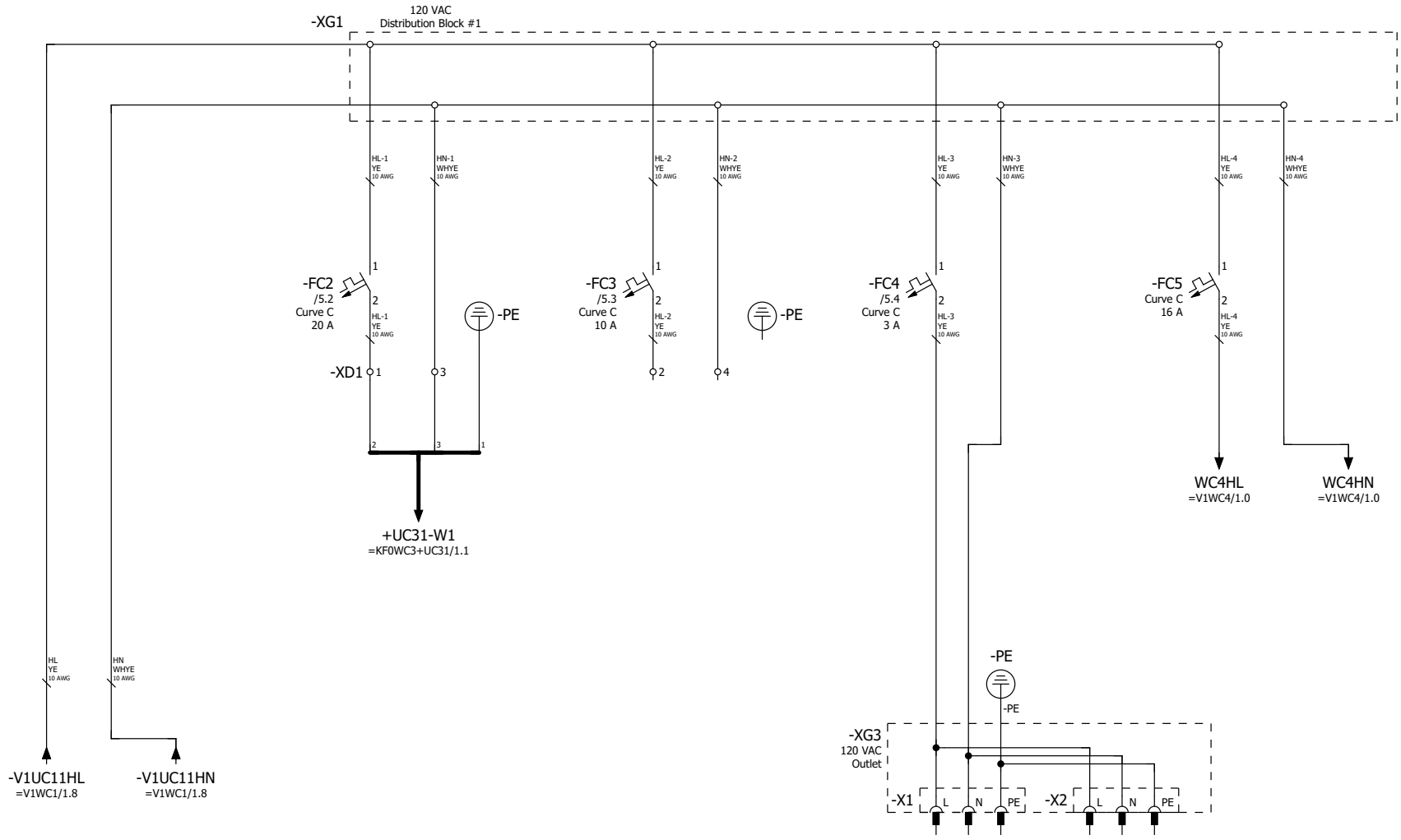

Power Distribution 120 VAC UC31 (MOP)

Power Distribution 120 VAC (SPARE)

Power Distribution 120 VAC Programming Port

Power Distribution 120 VAC To Above Disconnet 24VDC Power Supply

=V1WC2+.UC163/10

2

			Date	10/12/2022	Volvo Trucks North America	Valiant TMS	Power Distribution 120 VAC (Above Disconnect)	Drawing name: =2V03&EFS-EL	= V1WC3
			Ed.	MKLEPADLO					+ V1UC11
			Appr		P6700 Underbody Floor Skin - Cell 2V03			Document type: EFS	Project nr: 22-16151
Modification	Date	Name	Original		Replacement of	Replaced by	Scale 1:1		Page 1 / 1721

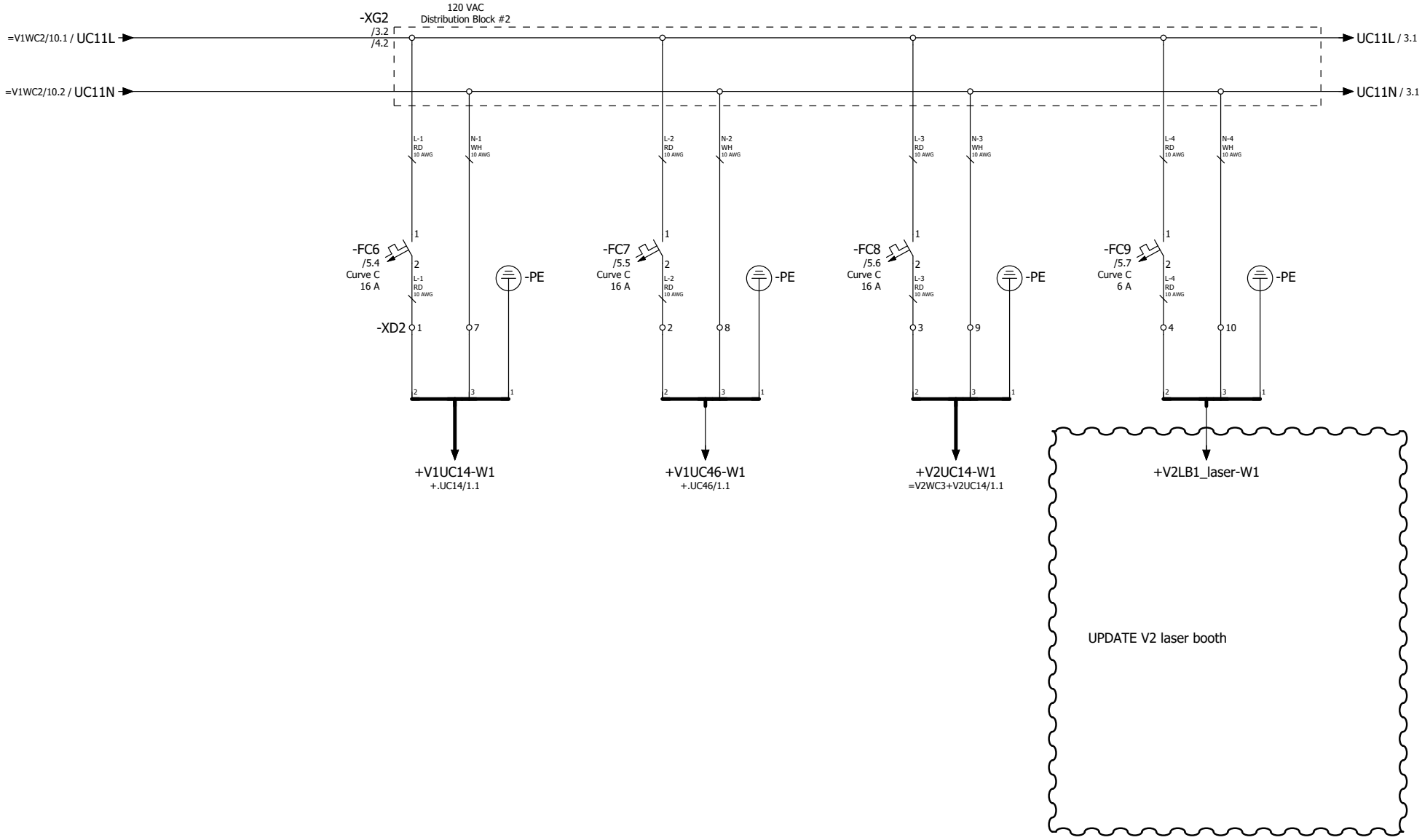

1	3
Power Distribution 120 VAC V1UC14 (RIO1)	Power Distribution 120 VAC V1UC46 (TT RIO)
Power Distribution 120 VAC V2UC14 (RIO3)	Power Distribution 120 VAC UCxx (Laser - Cutting Head)

			Date	11/10/2022	Volvo Trucks North America	Valiant TMS	Power Distribution 120 VAC (Below Disconnect)	Drawing name: =2V03&EFS-EL	= V1WC3
			Ed.	MKLEPADLO					+ V1UC11
			Appr		P6700 Underbody Floor Skin - Cell 2V03	Scale 1:1		Document type: EFS	Project nr: 22-16151
Modification	Date	Name	Original		Replacement of / Replaced by				Page 2 / 1721

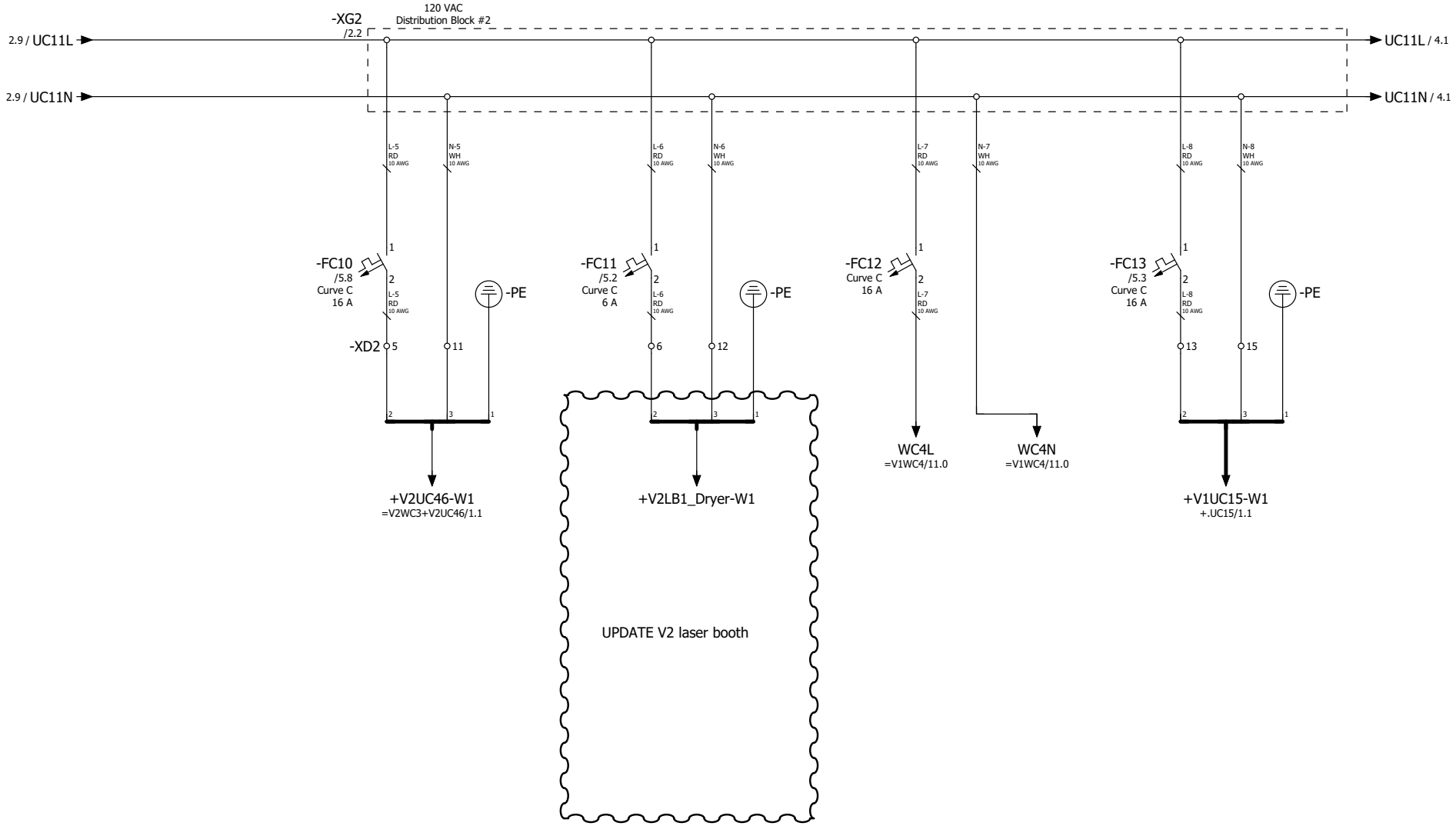

2	4
Power Distribution 120 VAC V2UC46 (TT RIO)	Power Distribution 120 VAC UCxx (Laser - Air Dryer)
Power Distribution 120 VAC To Below Disconnet 24VDC Power Supply	Power Distribution 120 VAC V1UC15 (RIO2)

			Date	11/10/2022	Volvo Trucks North America	Valiant TMS	Power Distribution 120 VAC (Below Disconnect)	Drawing name: =2V03&EFS-EL	= V1WC3
			Ed.	MKLEPADLO					+ V1UC11
			Appr		P6700 Underbody Floor Skin - Cell 2V03			Document type: EFS	Project nr: 22-16151
Modification	Date	Name	Original		Replacement of	Replaced by	Scale 1:1		Page 3 / 1721

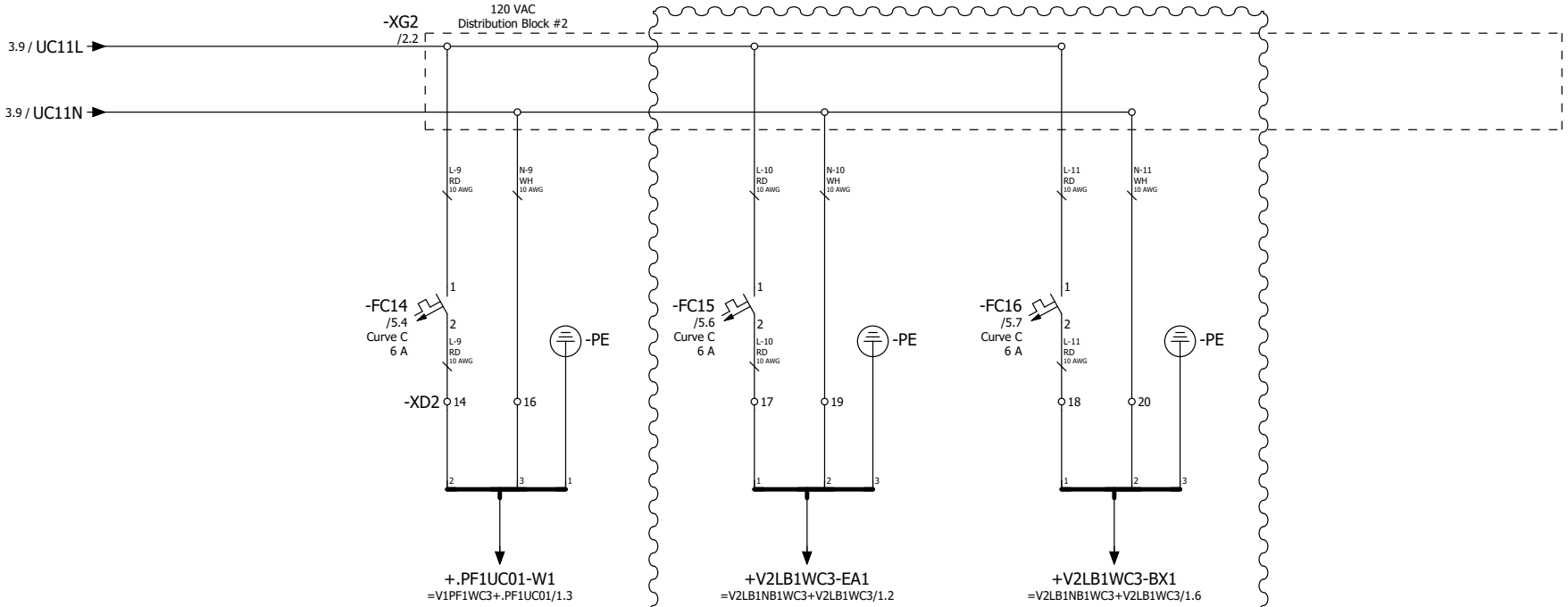

Power Distribution 120 VAC V1PF1 (Date Scribe)

Power Distribution 120 VAC Laser Booth - Work & Emergency Lights

Power Distribution 120 VAC Laser Booth - PC/Monitor/Camera

			Date	11/29/2022	Volvo Trucks North America	Valiant TMS	Power Distribution 120 VAC (Below Disconnect)	Drawing name: =2V03&EFS-EL	= V1WC3
			Ed.	KMAFFRE					+ V1UC11
			Appr		P6700 Underbody Floor Skin - Cell 2V03	Scale 1:1		Document type: EFS	Project nr: 22-16151
Modification	Date	Name	Original		Replacement of	Replaced by			Page 4 / 1721

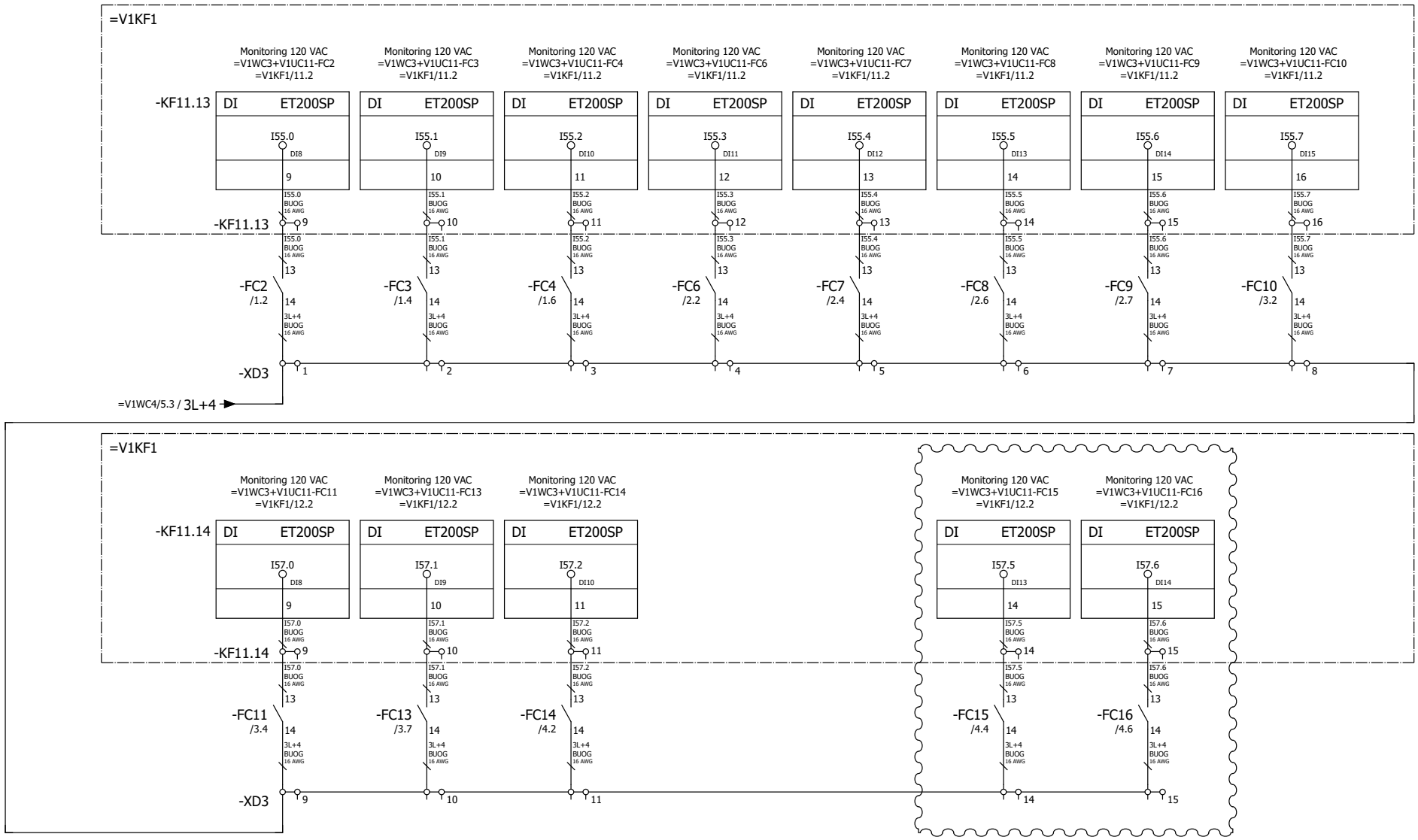

			Date	11/29/2022	Volvo Trucks North America		Valiant TMS	Power distribution 120 VAC monitoring (Above Disconnect)	Drawing name: =2V03&EFS-EL	= V1WC3
			Ed.	KMAFFRE						+ V1UC11
			Appr		P6700 Underbody Floor Skin - Cell 2V03		Scale 1:1		Document type: EFS	Project nr: 22-16151	Page 5
Modification	Date	Name	Original		Replacement of	Replaced by					1721

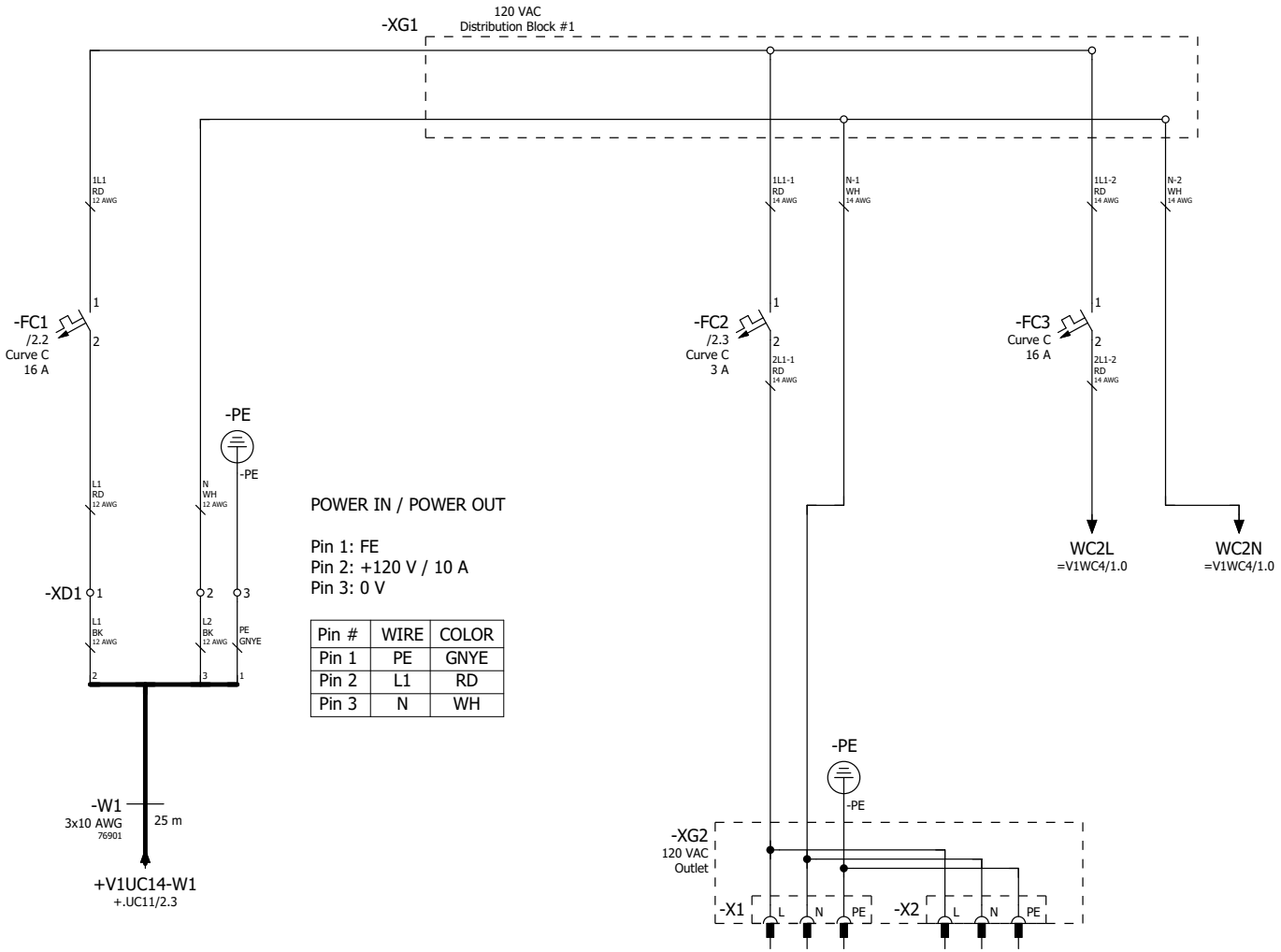

Pin #	WIRE	COLOR
Pin 1	PE	GNYE
Pin 2	L1	RD
Pin 3	N	WH

Power
Distribution
120 VAC
Programming Port

Power
Distribution
120 VAC
To 24VDC Power Supply

+.UC11/5

2

			Date	10/12/2022	Volvo Trucks North America	Valiant TMS	Power distribution 120 VAC	Drawing name: =2V03&EFS-EL	= V1WC3	
			Ed.	MKLEPADLO					+ V1UC14	
			Appr		P6700 Underbody Floor Skin - Cell 2V03			Document type: EFS	Project nr: 22-16151	Page 1
Modification	Date	Name	Original		Replacement of / Replaced by	Scale 1:1				1721

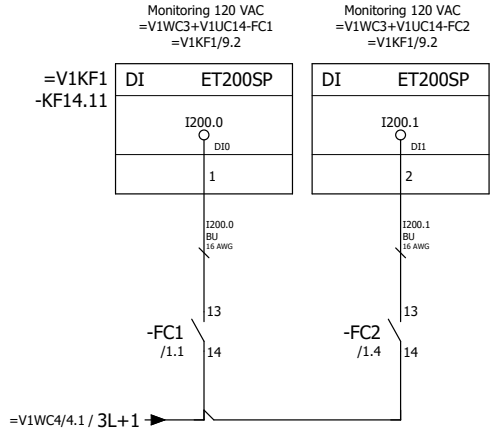

1 +.UC15/1

			Date	9/23/2022	Volvo Trucks North America		Valiant TMS	Monitoring 120VAC	Drawing name: =2V03&EFS-EL	= V1WC3
			Ed.	MKLEPADLO						+ V1UC14
			Appr		P6700 Underbody Floor Skin - Cell 2V03				Document type: EFS	Project nr: 22-16151
Modification	Date	Name	Original		Replacement of	Replaced by	Scale 1:1			Page 2 / 1721

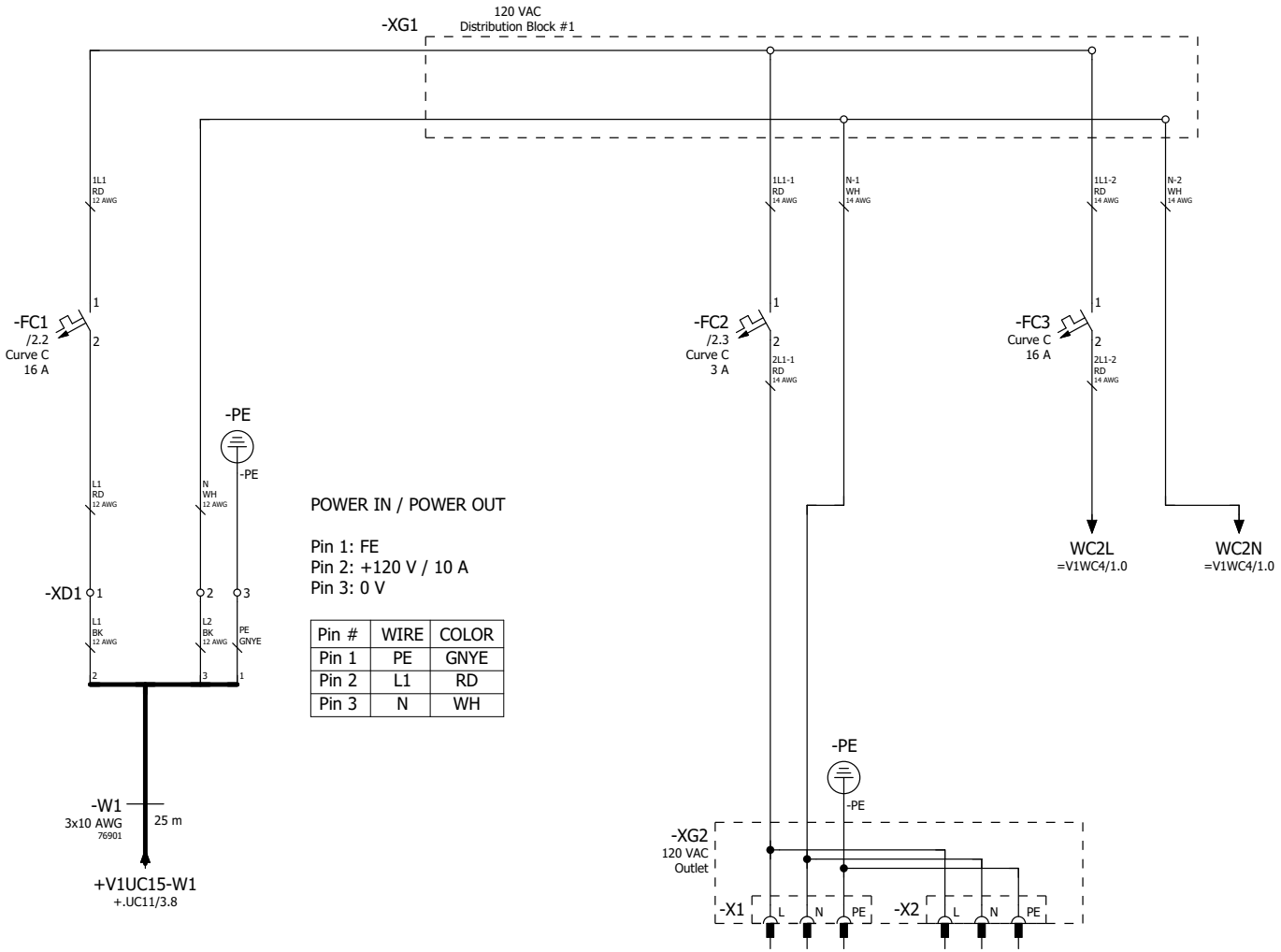

Pin #	WIRE	COLOR
Pin 1	PE	GNYE
Pin 2	L1	RD
Pin 3	N	WH

Power
Distribution
120 VAC
Programming Port

Power
Distribution
120 VAC
To 24VDC Power Supply

+.UC14/2

2

			Date	11/14/2022	Volvo Trucks North America	Valiant TMS	Power distribution 120 VAC	Drawing name: =2V03&EFS-EL	= V1WC3	
			Ed.	KMAFFRE					+ V1UC15	
			Appr		P6700 Underbody Floor Skin - Cell 2V03			Document type: EFS	Project nr: 22-16151	Page 1
Modification	Date	Name	Original		Replacement of / Replaced by	Scale 1:1				1721

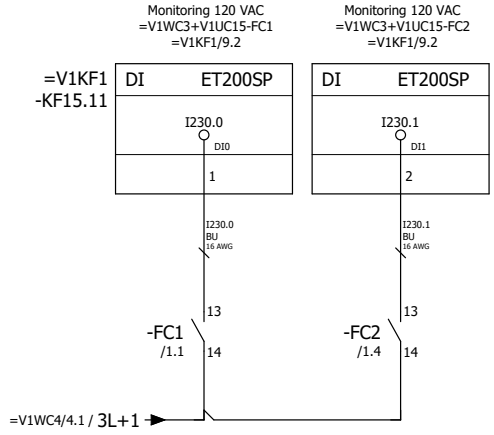

1

+.UC46/1

			Date	9/23/2022	Volvo Trucks North America		Valiant TMS	Monitoring 120VAC	Drawing name: =2V03&EFS-EL	= V1WC3
			Ed.	MKLEPADLO						+ V1UC15
			Appr		P6700 Underbody Floor Skin - Cell 2V03				Document type: EFS	Project nr: 22-16151
Modification	Date	Name	Original		Replacement of	Replaced by	Scale 1:1			Page 2 / 1721

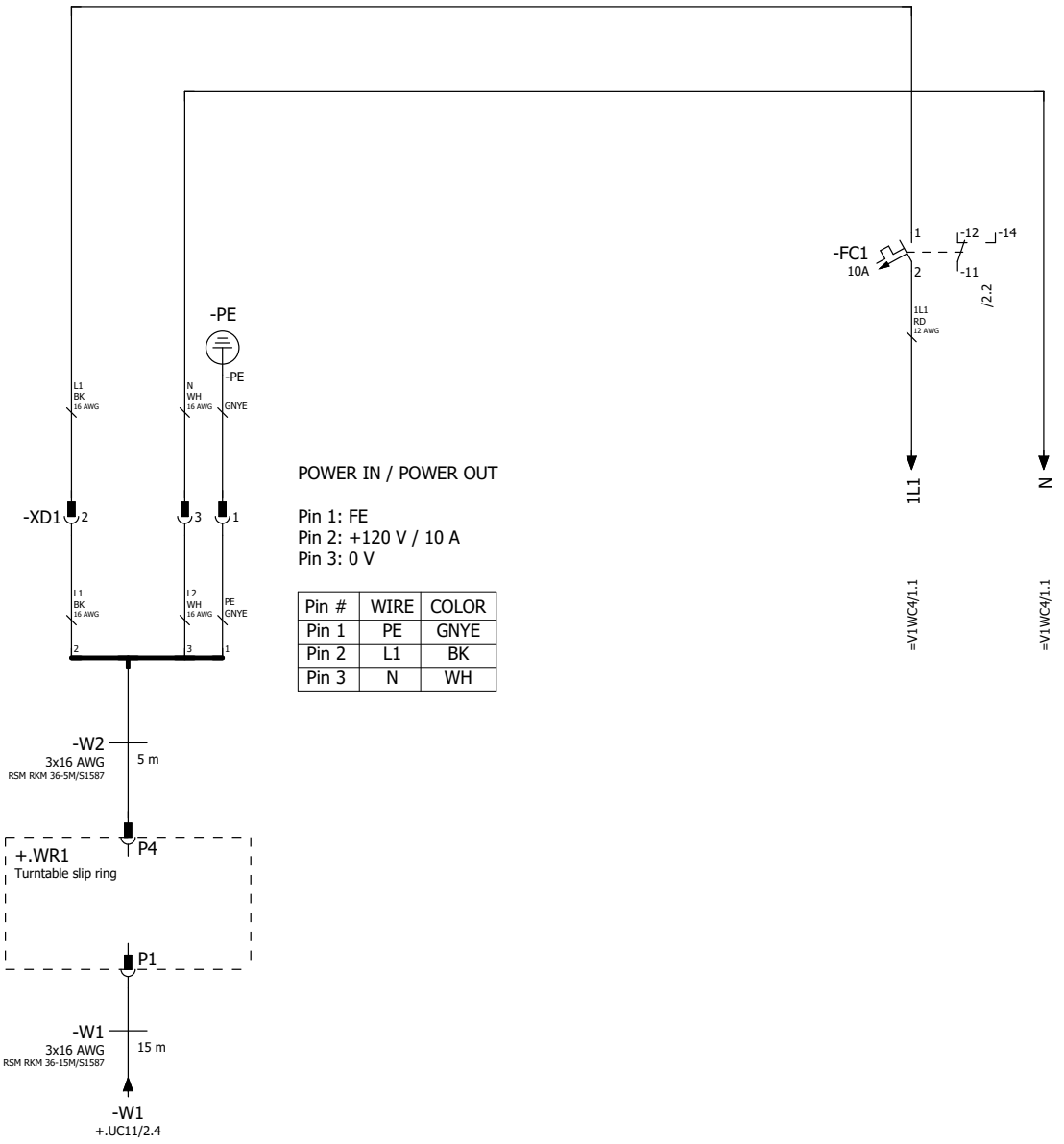

POWER IN / POWER OUT

Pin 1: FE
Pin 2: +120 V / 10 A
Pin 3: 0 V

Pin #	WIRE	COLOR
Pin 1	PE	GNYE
Pin 2	L1	BK
Pin 3	N	WH

Power
Distribution
24 VDC
Power Supply

+.UC15/2

2

			Date	9/23/2022	Volvo Trucks North America		Valiant TMS	Power distribution 120 VAC	Drawing name: =2V03&EFS-EL	= V1WC3	
			Ed.	MKLEPADLO						+ V1UC46	
			Appr		P6700 Underbody Floor Skin - Cell 2V03				Document type: EFS	Project nr: 22-16151	Page 1
Modification	Date	Name	Original		Replacement of	Replaced by	Scale 1:1				1721

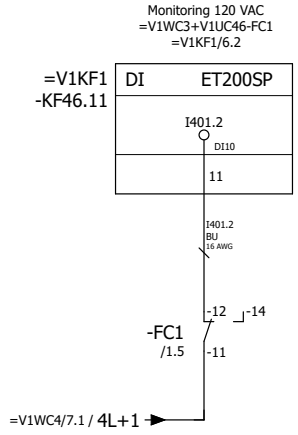

1

=V1WC4+.UC11/1

			Date	9/23/2022	Volvo Trucks North America		Valiant TMS	Monitoring 120VAC	Drawing name: =2V03&EFS-EL	= V1WC3	
			Ed.	MKLEPADLO						+ V1UC46	
			Appr		P6700 Underbody Floor Skin - Cell 2V03				Document type: EFS	Project nr: 22-16151	Page 2
Modification	Date	Name	Original		Replacement of	Replaced by	Scale 1:1				1721

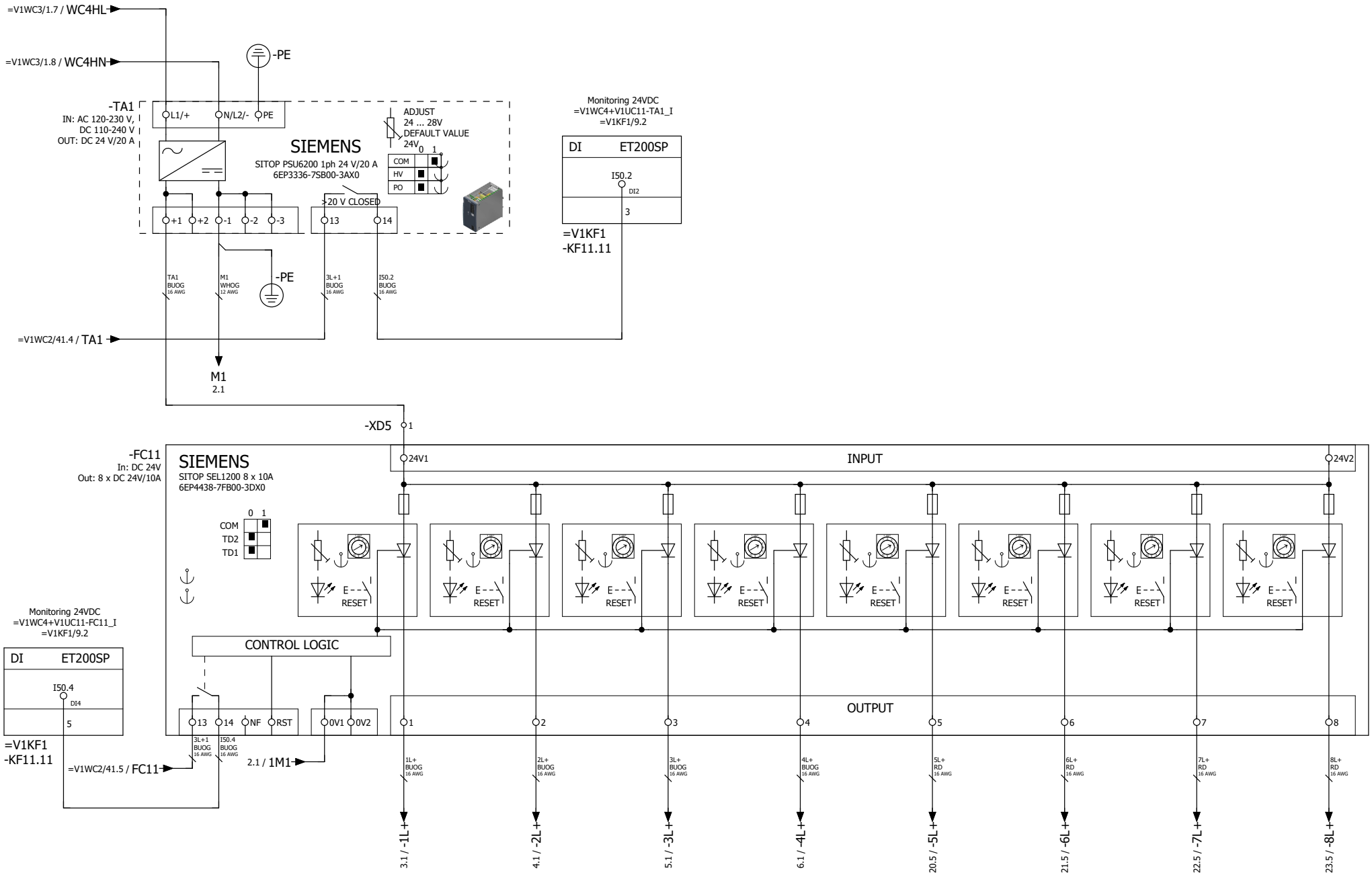

=V1WC3+.UC46/2

2

			Date	9/23/2022	Volvo Trucks North America	Valiant TMS	Power distribution 24VDC (Above Disconnect)	Drawing name: =2V03&EFS-EL	= V1WC4	
			Ed.	MKLEPADLO					+ V1UC11	
			Appr		P6700 Underbody Floor Skin - Cell 2V03	Scale 1:1		Document type: EFS	Project nr: 22-16151	Page 1
Modification	Date	Name	Original		Replacement of	Replaced by				1721

			Date	9/23/2022	Volvo Trucks North America		Valiant TMS	Power distribution 24VDC HL+	Drawing name: =2V03&EFS-EL		= V1WC4
			Ed.	MKLEPADLO							+ V1UC11
			Appr		P6700 Underbody Floor Skin - Cell 2V03				Document type: EFS	Project nr: 22-16151	Page 2
Modification	Date	Name	Original		Replacement of	Replaced by	Scale 1:1				1721



2 4

			Date	11/4/2022	Volvo Trucks North America		Valiant TMS	Power distribution 24VDC 1L+	Drawing name: =2V03&EFS-EL	= V1WC4
			Ed.	MKLEPADLO						+ V1UC11
			Appr		P6700 Underbody Floor Skin - Cell 2V03				Document type: EFS	Project nr: 22-16151 Page 3
Modification	Date	Name	Original		Replacement of	Replaced by	Scale 1:1			1721

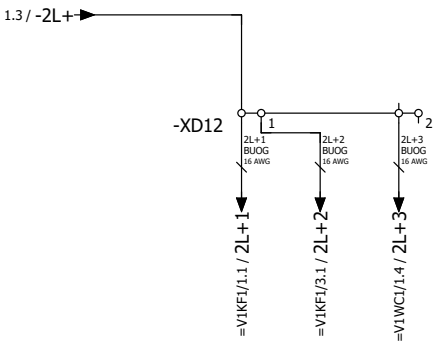



			Date	9/23/2022	Volvo Trucks North America		Valiant TMS	Power distribution 24VDC 2L+	Drawing name: =2V03&EFS-EL	= V1WC4
			Ed.	MKLEPADLO						+ V1UC11
			Appr		P6700 Underbody Floor Skin - Cell 2V03				Document type: EFS	Project nr: 22-16151
Modification	Date	Name	Original		Replacement of	Replaced by	Scale 1:1			Page 4 / 1721



			Date	10/31/2022	Volvo Trucks North America		Valiant TMS	Power distribution 24VDC 3L+	Drawing name: =2V03&EFS-EL		= V1WC4
			Ed.	MKLEPADLO							+ V1UC11
			Appr		P6700 Underbody Floor Skin - Cell 2V03		Scale 1:1		Document type: EFS	Project nr: 22-16151	Page 5
Modification	Date	Name	Original		Replacement of	Replaced by					1721



			Date	9/23/2022	Volvo Trucks North America		Valiant TMS	Power distribution 24VDC 4L+	Drawing name: =2V03&EFS-EL		= V1WC4
			Ed.	MKLEPADLO							+ V1UC11
			Appr		P6700 Underbody Floor Skin - Cell 2V03		Scale 1:1		Document type: EFS	Project nr: 22-16151	Page 6
Modification	Date	Name	Original		Replacement of	Replaced by					1721

			Date	9/23/2022	Volvo Trucks North America		Valiant TMS	Power distribution 24VDC 5L+	Drawing name: =2V03&EFS-EL	= V1WC4	
			Ed.	MKLEPADLO						+ V1UC11	
			Appr		P6700 Underbody Floor Skin - Cell 2V03				Document type: EFS	Project nr: 22-16151	Page 7
Modification	Date	Name	Original		Replacement of	Replaced by	Scale 1:1				1721

			Date	9/23/2022	Volvo Trucks North America		Valiant TMS	Power distribution 24VDC 6L+	Drawing name: =2V03&EFS-EL		= V1WC4
			Ed.	MKLEPADLO							+ V1UC11
			Appr		P6700 Underbody Floor Skin - Cell 2V03				Document type: EFS	Project nr: 22-16151	Page 8
Modification	Date	Name	Original		Replacement of	Replaced by	Scale 1:1				1721

8 10

			Date	9/23/2022	Volvo Trucks North America		Valiant TMS	Power distribution 24VDC 7L+	Drawing name: =2V03&EFS-EL	= V1WC4
			Ed.	MKLEPADLO						+ V1UC11
			Appr		P6700 Underbody Floor Skin - Cell 2V03				Document type: EFS	Project nr: 22-16151
Modification	Date	Name	Original		Replacement of	Replaced by	Scale 1:1			Page 9 / 1721

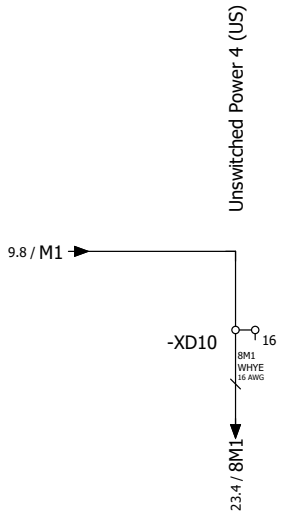

9 11

			Date	9/23/2022	Volvo Trucks North America		Valiant TMS	Power distribution 24VDC 8L+	Drawing name: =2V03&EFS-EL		= V1WC4
			Ed.	MKLEPADLO							+ V1UC11
			Appr		P6700 Underbody Floor Skin - Cell 2V03				Document type: EFS	Project nr: 22-16151	Page 10
Modification	Date	Name	Original		Replacement of	Replaced by	Scale 1:1				1721

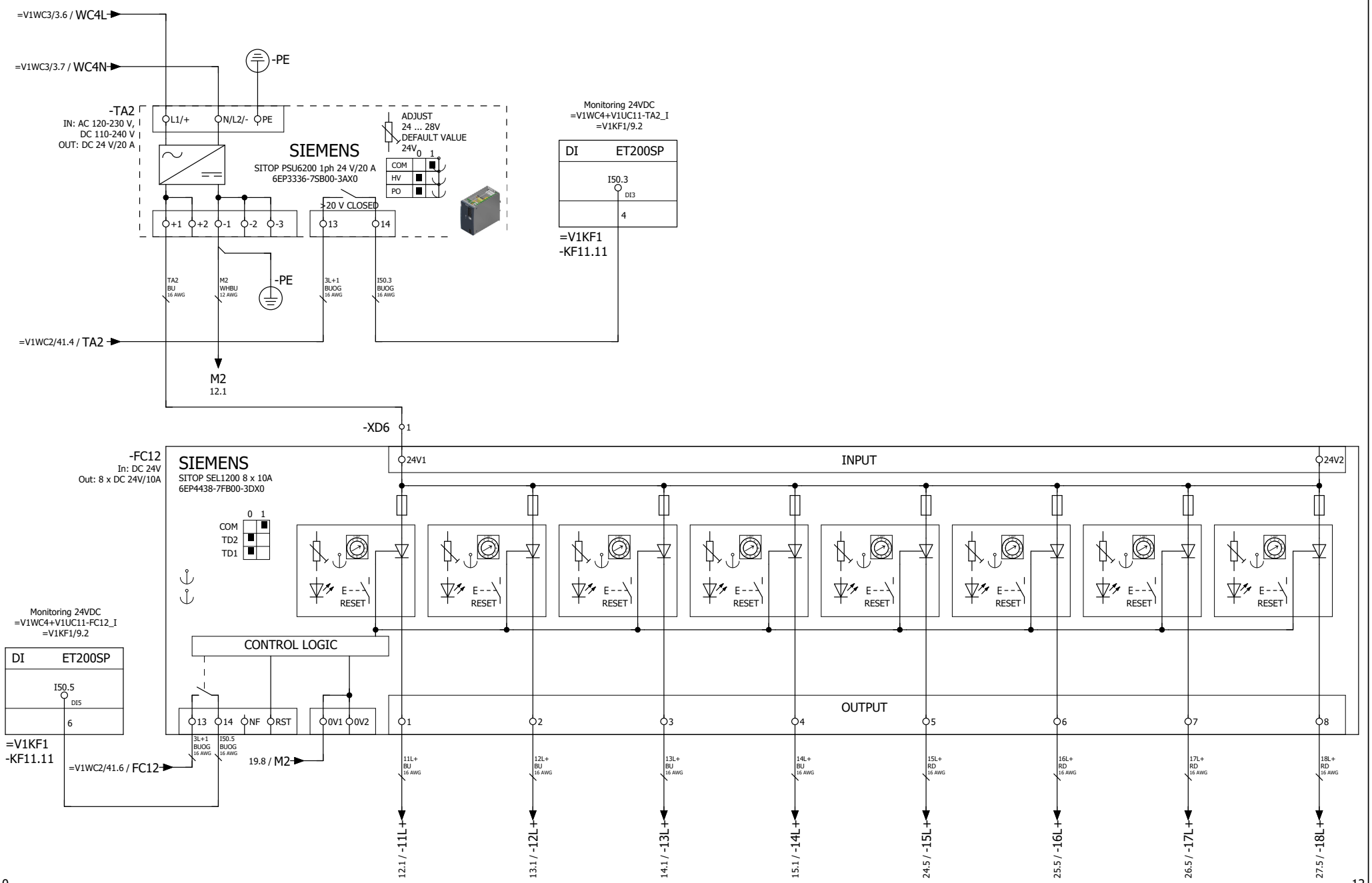

10 12

			Date	11/14/2022	Volvo Trucks North America		Valiant TMS	Power distribution 24VDC (Below Disconnect)	Drawing name: =2V03&EFS-EL	= V1WC4
			Ed.	KMAFFRE						+ V1UC11
			Appr		P6700 Underbody Floor Skin - Cell 2V03		Scale 1:1		Document type: EFS	Project nr: 22-16151
Modification	Date	Name	Original		Replacement of	Replaced by				Page 11 / 1721

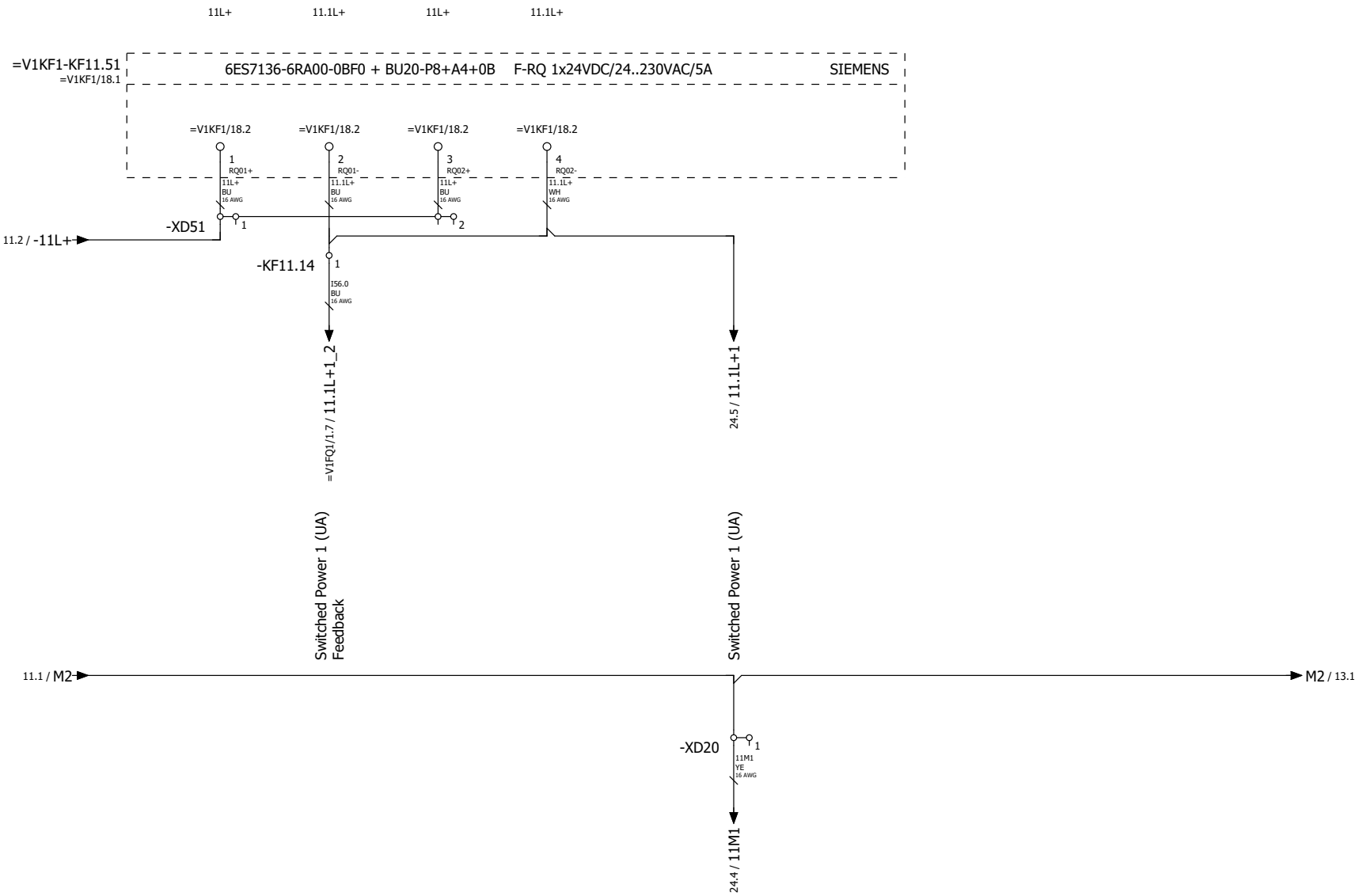

11 13

			Date	9/23/2022	Volvo Trucks North America	Valiant TMS	Power distribution 24VDC 11L+	Drawing name: =2V03&EFS-EL	= V1WC4	
			Ed.	MKLEPADLO					+ V1UC11	
			Appr		P6700 Underbody Floor Skin - Cell 2V03			Document type: EFS	Project nr: 22-16151	Page 12
Modification	Date	Name	Original		Replacement of / Replaced by	Scale 1:1				1721

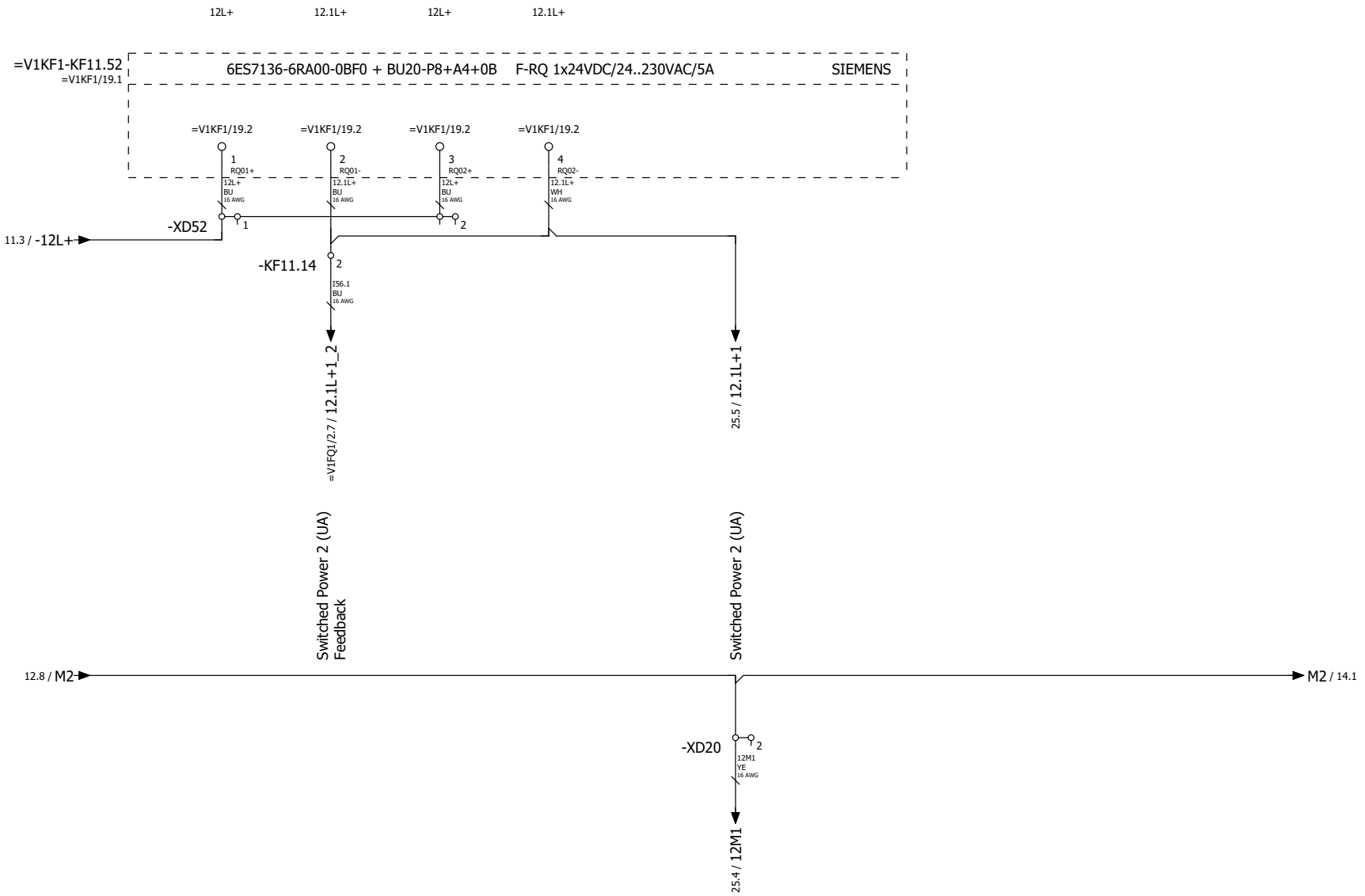

12 14

			Date	9/24/2022	Volvo Trucks North America	Valiant TMS	Power distribution 24VDC 12L+	Drawing name: =2V03&EFS-EL	= V1WC4	
			Ed.	MKLEPADLO					+ V1UC11	
			Appr		P6700 Underbody Floor Skin - Cell 2V03			Document type: EFS	Project nr: 22-16151	Page 13
Modification	Date	Name	Original		Replacement of / Replaced by	Scale 1:1				1721

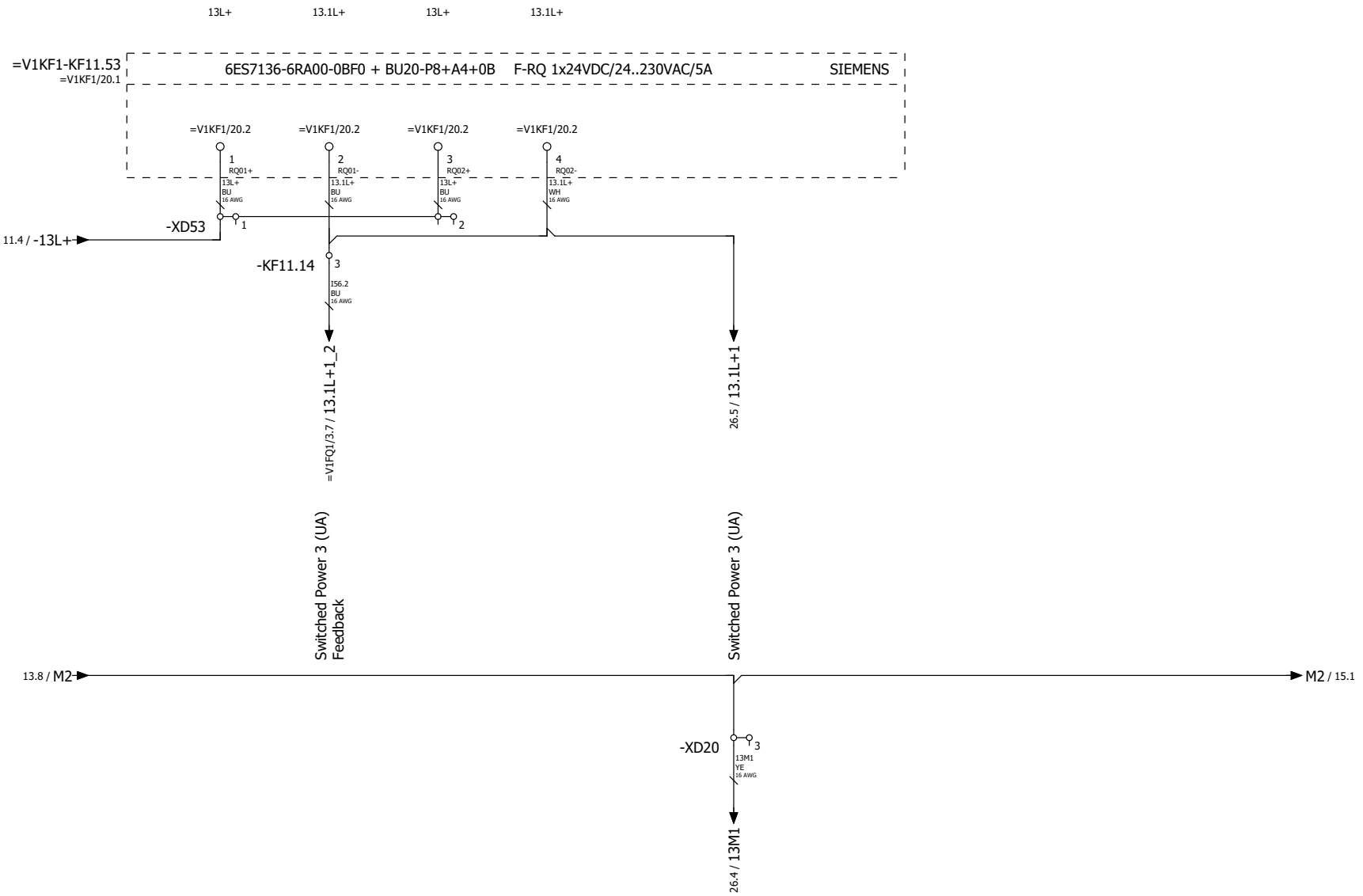

13

15

			Date	9/24/2022	Volvo Trucks North America	Valiant TMS	Power distribution 24VDC 13L+	Drawing name: =2V03&EFS-EL	= V1WC4	
			Ed.	MKLEPADLO					+ V1UC11	
			Appr		P6700 Underbody Floor Skin - Cell 2V03			Document type: EFS	Project nr: 22-16151	Page 14
Modification	Date	Name	Original		Replacement of / Replaced by	Scale 1:1				1721

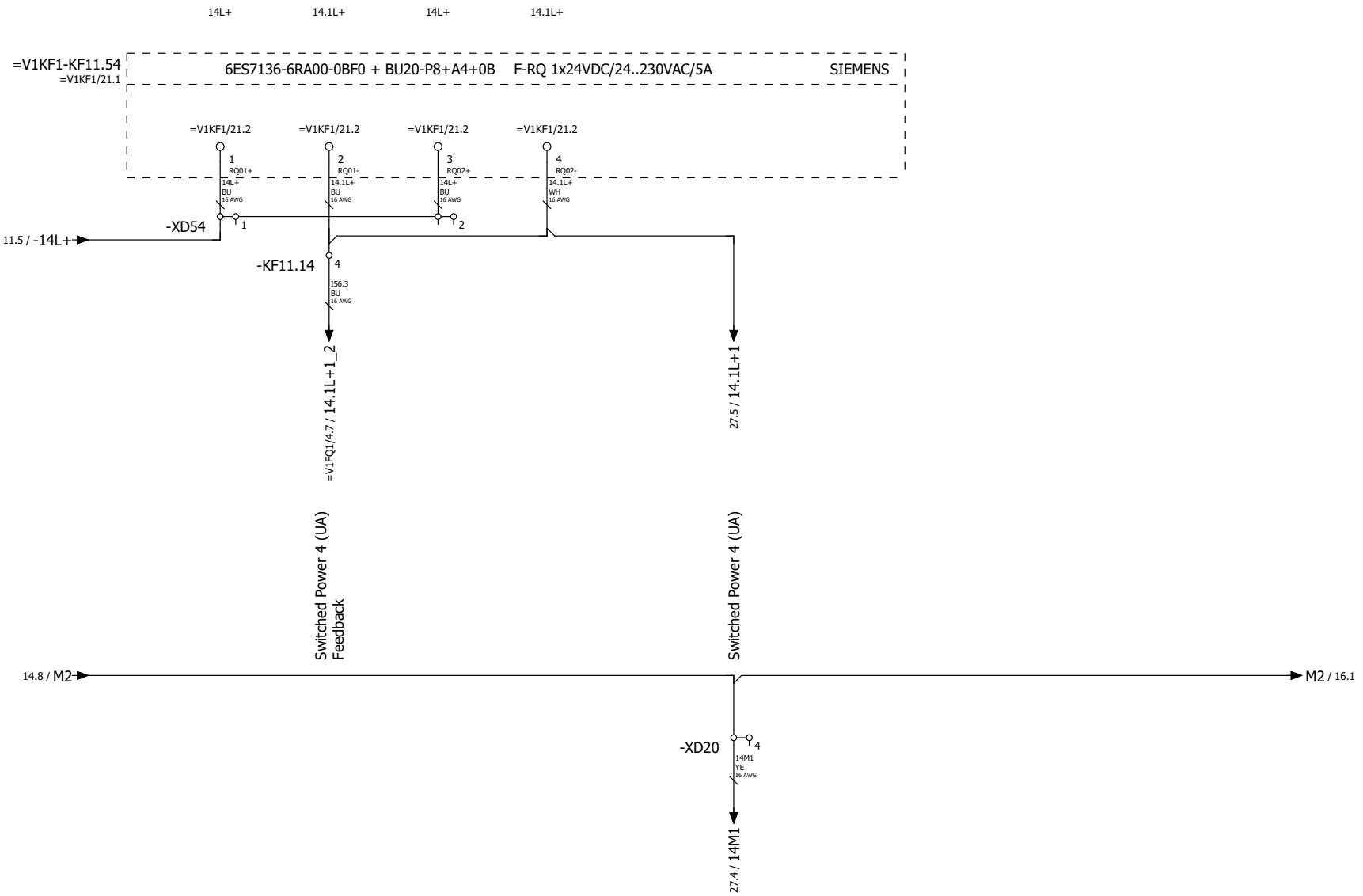

			Date	9/24/2022	Volvo Trucks North America	Valiant TMS	Power distribution 24VDC 14L+	Drawing name: =2V03&EFS-EL	= V1WC4	
			Ed.	MKLEPADLO					+ V1UC11	
			Appr		P6700 Underbody Floor Skin - Cell 2V03	Scale 1:1		Document type: EFS	Project nr: 22-16151	Page 15
Modification	Date	Name	Original		Replacement of / Replaced by					1721

15 17

			Date	9/24/2022	Volvo Trucks North America		Valiant TMS	Power distribution 24VDC 15L+	Drawing name: =2V03&EFS-EL	= V1WC4
			Ed.	MKLEPADLO						+ V1UC11
			Appr		P6700 Underbody Floor Skin - Cell 2V03				Document type: EFS	Project nr: 22-16151
Modification	Date	Name	Original		Replacement of	Replaced by	Scale 1:1			Page 16 / 1721

16 18

			Date	9/24/2022	Volvo Trucks North America		Valiant TMS	Power distribution 24VDC 16L+	Drawing name: =2V03&EFS-EL	= V1WC4
			Ed.	MKLEPADLO						+ V1UC11
			Appr		P6700 Underbody Floor Skin - Cell 2V03				Document type: EFS	Project nr: 22-16151
Modification	Date	Name	Original		Replacement of	Replaced by	Scale 1:1			Page 17 / 1721

17 19

			Date	9/24/2022	Volvo Trucks North America		Valiant TMS	Power distribution 24VDC 17L+	Drawing name: =2V03&EFS-EL		= V1WC4
			Ed.	MKLEPADLO							+ V1UC11
			Appr		P6700 Underbody Floor Skin - Cell 2V03				Document type: EFS	Project nr: 22-16151	Page 18
Modification	Date	Name	Original		Replacement of	Replaced by	Scale 1:1				1721

18 20

			Date	9/24/2022	Volvo Trucks North America		Valiant TMS	Power distribution 24VDC 18L+	Drawing name: =2V03&EFS-EL	= V1WC4
			Ed.	MKLEPADLO						+ V1UC11
			Appr		P6700 Underbody Floor Skin - Cell 2V03				Document type: EFS	Project nr: 22-16151
Modification	Date	Name	Original		Replacement of	Replaced by	Scale 1:1			Page 19 / 1721

+.UC11

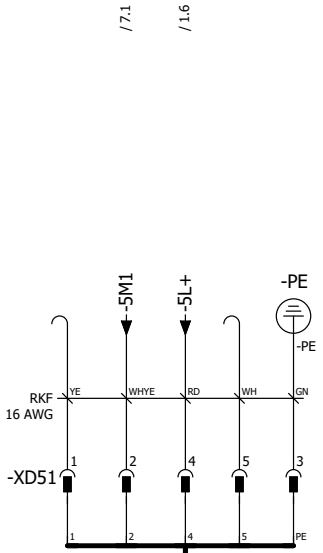

POWER IN / POWER OUT

Pin 1: 0 V UA
Pin 2: 0 V US
Pin 3: FE
Pin 4: +24 V US / 9 A
Pin 5: +24 V UA / 9 A

Pin #	WIRE	COLOR
Pin 1	N/C	YE
Pin 2	-5M1	WHYE
Pin 3	GND	GN
Pin 4	-5L+	RD
Pin 5	N/C	WH

+.UC32-W1
+.UC32/1.1

			Date	10/31/2022	Volvo Trucks North America	Valiant TMS	24VDC Unswitched Power 1	Drawing name: =2V03&EFS-EL	= V1WC4
			Ed.	MKLEPADLO					+ V1UC11
			Appr		P6700 Underbody Floor Skin - Cell 2V03	Scale 1:1		Document type: EFS	Project nr: 22-16151	Page 20
Modification	Date	Name	Original		Replacement of / Replaced by					1721

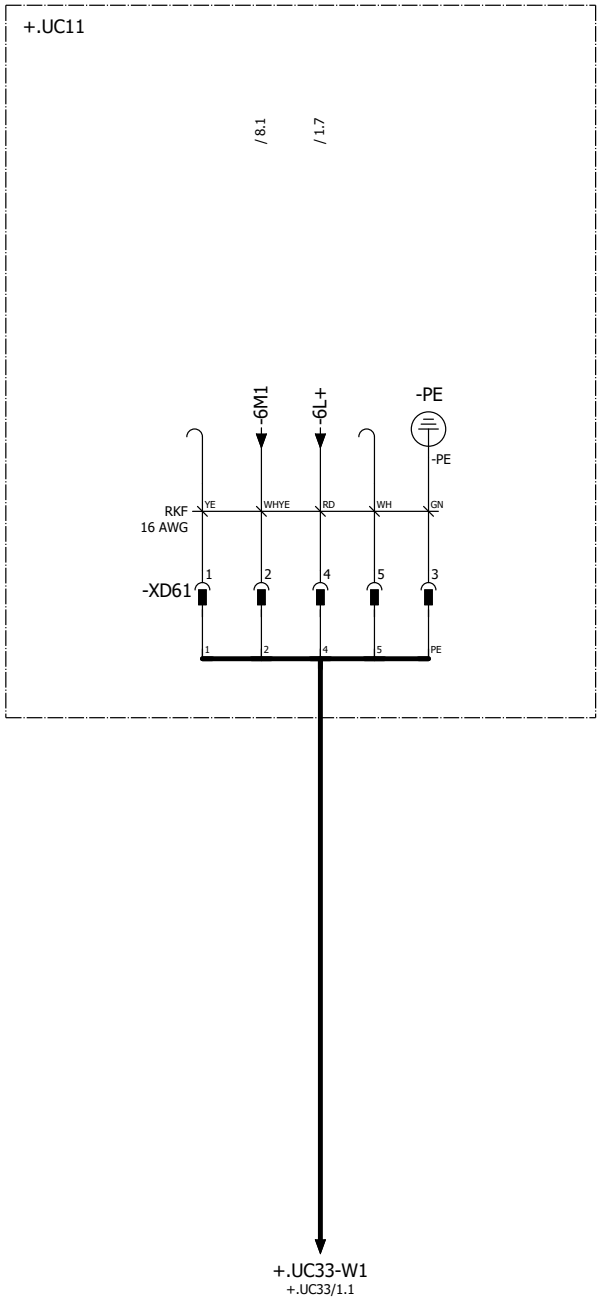

POWER IN / POWER OUT

Pin 1: 0 V UA
Pin 2: 0 V US
Pin 3: FE
Pin 4: +24 V US / 9 A
Pin 5: +24 V UA / 9 A

Pin #	WIRE	COLOR
Pin 1	N/C	YE
Pin 2	-6M1	WHYE
Pin 3	GND	GN
Pin 4	-6L+	RD
Pin 5	N/C	WH

			Date	9/23/2022	Volvo Trucks North America	Valiant TMS	24VDC Unswitched Power 2	Drawing name: =2V03&EFS-EL	= V1WC4	
			Ed.	MKLEPADLO					+ V1UC11	
			Appr		P6700 Underbody Floor Skin - Cell 2V03	Scale 1:1		Document type: EFS	Project nr: 22-16151	Page 21
Modification	Date	Name	Original		Replacement of / Replaced by					1721

+.UC11

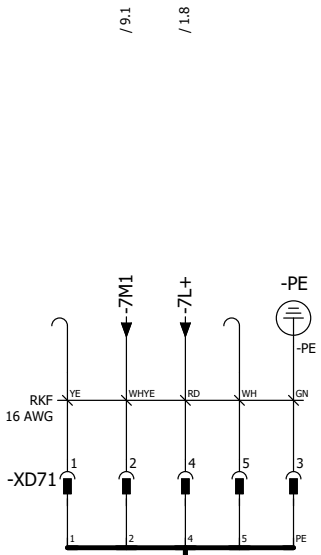

POWER IN / POWER OUT

Pin 1: 0 V UA
Pin 2: 0 V US
Pin 3: FE
Pin 4: +24 V US / 9 A
Pin 5: +24 V UA / 9 A

Pin #	WIRE	COLOR
Pin 1	N/C	YE
Pin 2	-7M1	WHYE
Pin 3	GND	GN
Pin 4	-7L+	RD
Pin 5	N/C	WH

+.UC51-W1
=V1SF0PG3+.UC51/1.3

			Date	9/23/2022	Volvo Trucks North America		Valiant TMS	24VDC Unswitched Power 3	Drawing name: =2V03&EFS-EL	= V1WC4
			Ed.	MKLEPADLO						+ V1UC11
			Appr		P6700 Underbody Floor Skin - Cell 2V03				Document type: EFS	Project nr: 22-16151 / Page 22
Modification	Date	Name	Original		Replacement of	Replaced by	Scale 1:1			1721

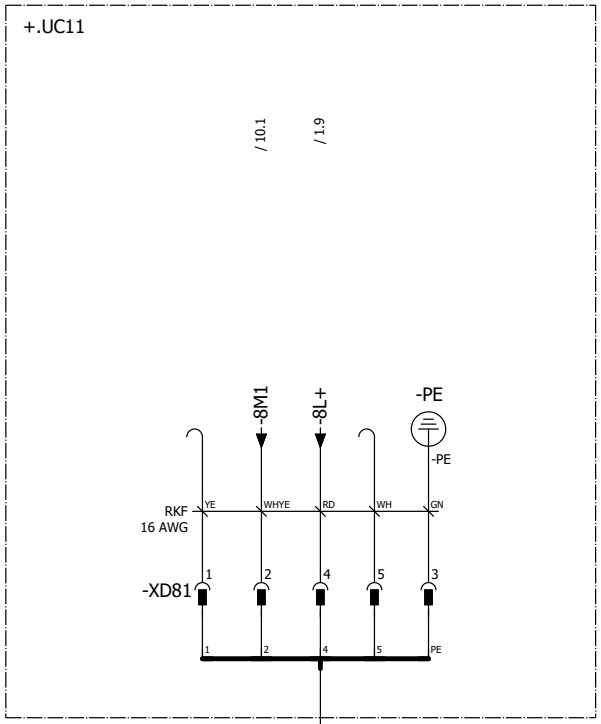

POWER IN / POWER OUT

Pin 1: 0 V UA
Pin 2: 0 V US
Pin 3: FE
Pin 4: +24 V US / 9 A
Pin 5: +24 V UA / 9 A

Pin #	WIRE	COLOR
Pin 1	N/C	YE
Pin 2	-8M1	WHYE
Pin 3	GND	GN
Pin 4	-8L+	RD
Pin 5	N/C	WH

+.FQ1-BG2
=V1FQ1+.FQ1/2.3

22

24

			Date	9/23/2022	Volvo Trucks North America	Valiant TMS	24VDC Unswitched Power 4	Drawing name: =2V03&EFS-EL	= V1WC4	
			Ed.	MKLEPADLO					+ V1UC11	
			Appr		P6700 Underbody Floor Skin - Cell 2V03	Scale 1:1		Document type: EFS	Project nr: 22-16151	Page 23
Modification	Date	Name	Original		Replacement of / Replaced by					1721

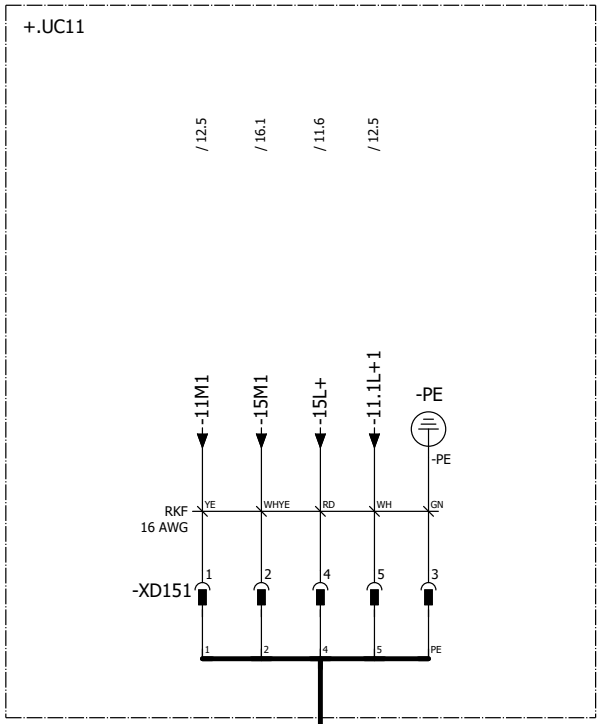

POWER IN / POWER OUT

Pin 1: 0 V UA
Pin 2: 0 V US
Pin 3: FE
Pin 4: +24 V US / 9 A
Pin 5: +24 V UA / 9 A

Pin #	WIRE	COLOR
Pin 1	-11M1	YE
Pin 2	-15M1	WHYE
Pin 3	GND	GN
Pin 4	-15L+	RD
Pin 5	-11.1L+1	WH

+.U70U01-KF1.X01
=V1U70U01KF1+.U70U01/10.1

23

25

			Date	9/23/2022	Volvo Trucks North America	Valiant TMS	24VDC Switched Power 1	Drawing name: =2V03&EFS-EL	= V1WC4	
			Ed.	MKLEPADLO					+ V1UC11	
			Appr		P6700 Underbody Floor Skin - Cell 2V03			Document type: EFS	Project nr: 22-16151	Page 24
Modification	Date	Name	Original		Replacement of / Replaced by	Scale 1:1				1721

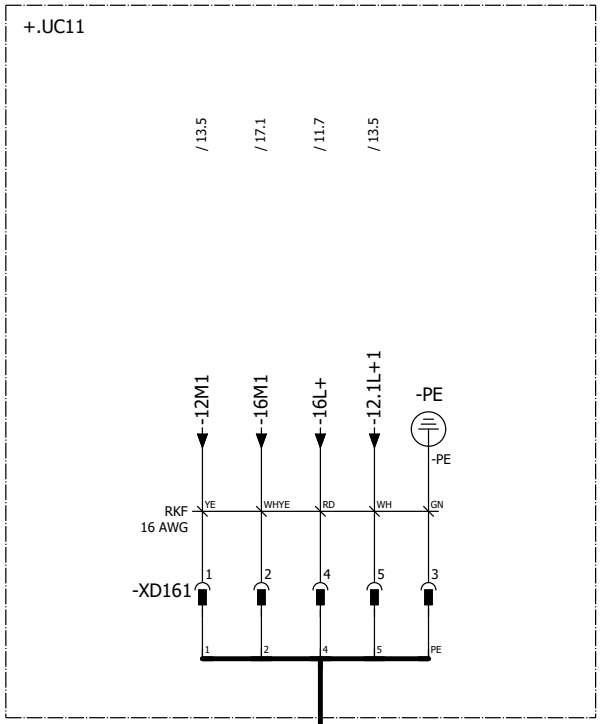

POWER IN / POWER OUT

Pin 1: 0 V UA
Pin 2: 0 V US
Pin 3: FE
Pin 4: +24 V US / 9 A
Pin 5: +24 V UA / 9 A

Pin #	WIRE	COLOR
Pin 1	-12M1	YE
Pin 2	-16M1	WHYE
Pin 3	GND	GN
Pin 4	-16L+	RD
Pin 5	-12.1L+1	WH

+.WR1-KF1.X01
=V1WR1KF1+.WR1/1.1

			Date	9/23/2022	Volvo Trucks North America	Valiant TMS	24VDC Switched Power 2	Drawing name: =2V03&EFS-EL	= V1WC4
			Ed.	MKLEPADLO					+ V1UC11
			Appr		P6700 Underbody Floor Skin - Cell 2V03			Document type: EFS	Project nr: 22-16151
Modification	Date	Name	Original		Replacement of / Replaced by	Scale 1:1			Page 25 / 1721

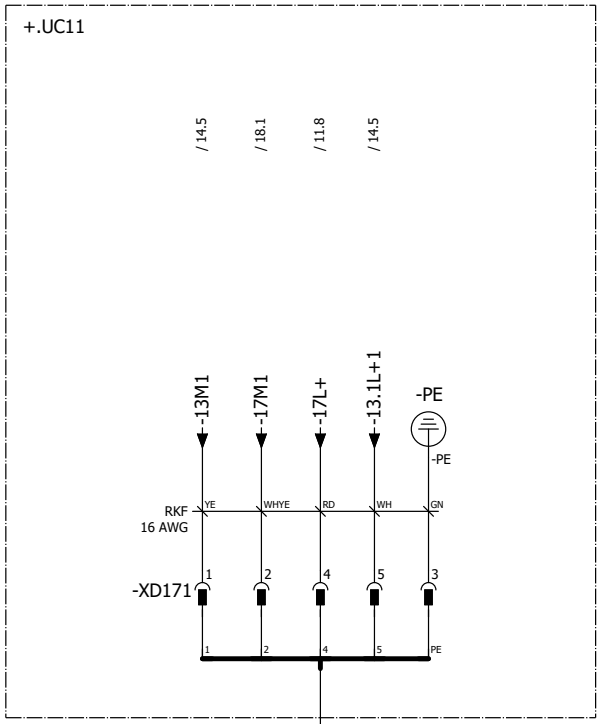

POWER IN / POWER OUT

Pin 1: 0 V UA
Pin 2: 0 V US
Pin 3: FE
Pin 4: +24 V US / 9 A
Pin 5: +24 V UA / 9 A

Pin #	WIRE	COLOR
Pin 1	-13M1	YE
Pin 2	-17M1	WHYE
Pin 3	GND	GN
Pin 4	-17L+	RD
Pin 5	-13.1L+1	WH

+UC11-SWITCHEDPWR3

25

27

			Date	9/23/2022	Volvo Trucks North America		Valiant TMS	24VDC Switched Power 3	Drawing name: =2V03&EFS-EL	= V1WC4	
			Ed.	MKLEPADLO						+ V1UC11	
			Appr		P6700 Underbody Floor Skin - Cell 2V03		Scale 1:1		Document type: EFS	Project nr: 22-16151	Page 26
Modification	Date	Name	Original		Replacement of	Replaced by					1721

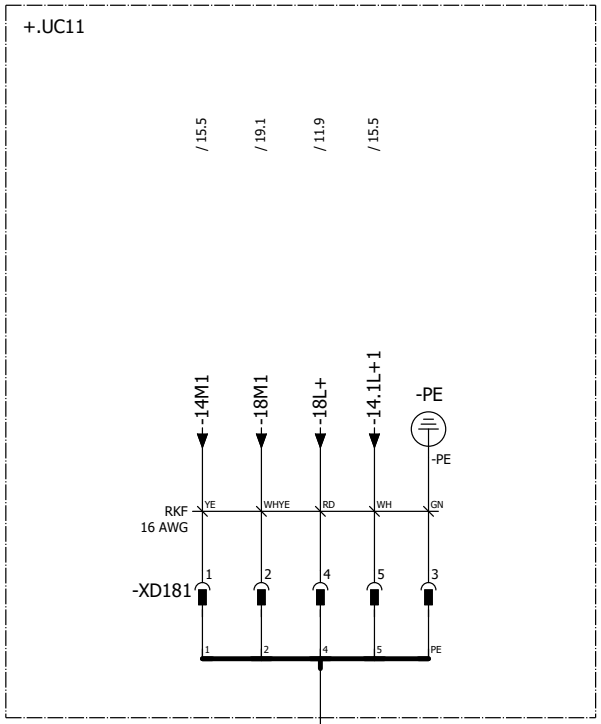

POWER IN / POWER OUT

Pin 1: 0 V UA
Pin 2: 0 V US
Pin 3: FE
Pin 4: +24 V US / 9 A
Pin 5: +24 V UA / 9 A

Pin #	WIRE	COLOR
Pin 1	-14M1	YE
Pin 2	-18M1	WHYE
Pin 3	GND	GN
Pin 4	-18L+	RD
Pin 5	-14.1L+1	WH

+UC11-SWITCHEDPWR4

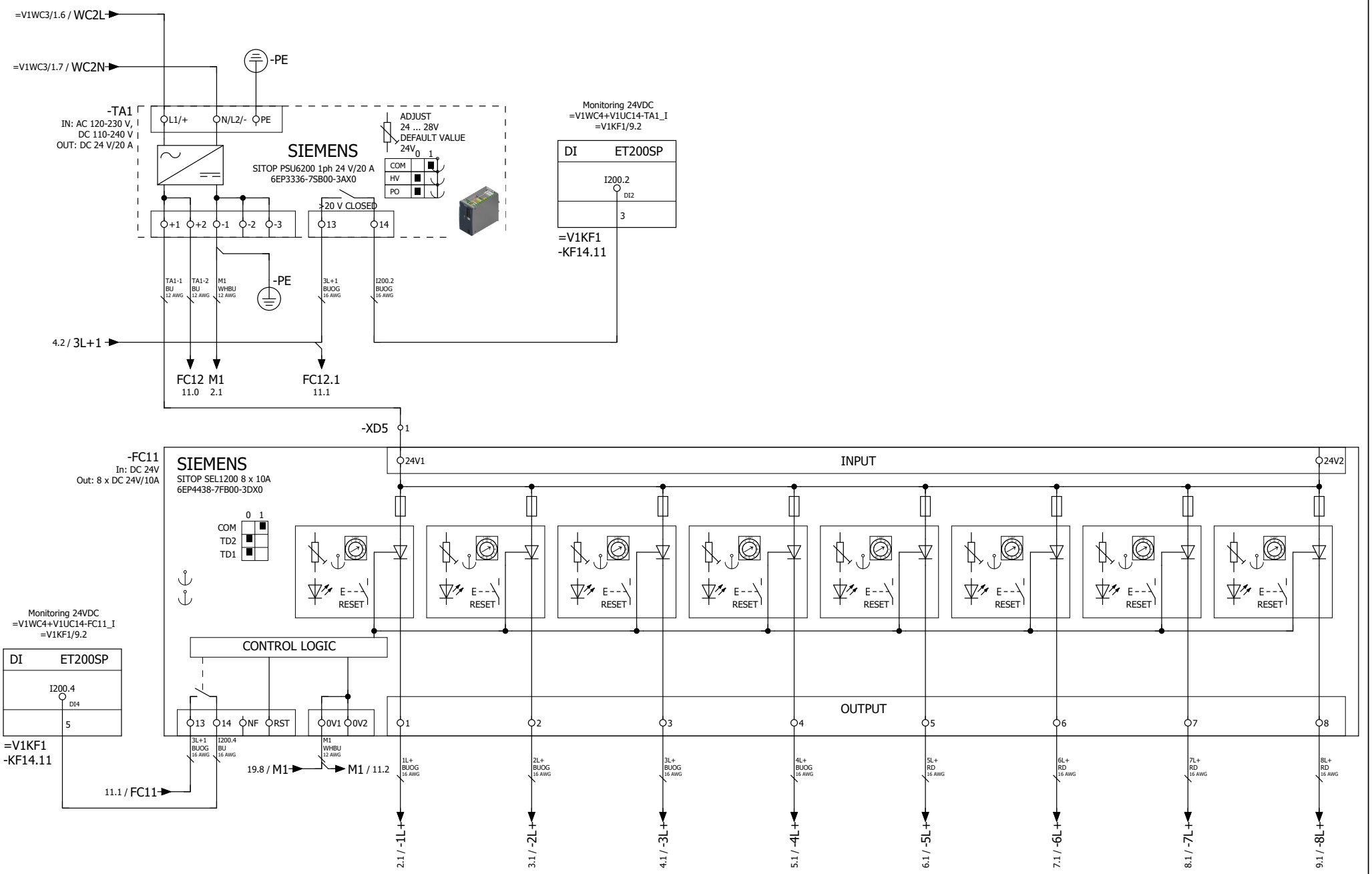

+.UC11/27

2

			Date	9/23/2022	Volvo Trucks North America	Valiant TMS	Power distribution 24VDC for Inputs	Drawing name: =2V03&EFS-EL	= V1WC4
			Ed.	MKLEPADLO					+ V1UC14
			Appr		P6700 Underbody Floor Skin - Cell 2V03	Scale 1:1		Document type: EFS	Project nr: 22-16151
Modification	Date	Name	Original		Replacement of	Replaced by			Page 1 / 1721



			Date	9/23/2022	Volvo Trucks North America		Valiant TMS	Power distribution 24VDC 1L+	Drawing name: =2V03&EFS-EL		= V1WC4
			Ed.	MKLEPADLO							+ V1UC14
			Appr		P6700 Underbody Floor Skin - Cell 2V03		Scale 1:1		Document type: EFS	Project nr: 22-16151	Page 2
Modification	Date	Name	Original		Replacement of	Replaced by					1721

0	1	2	3	4	5	6	7	8	9

2 4

			Date	9/23/2022	Volvo Trucks North America	Valiant TMS	Power distribution 24VDC 2L+	Drawing name: =2V03&EFS-EL	= V1WC4
			Ed.	MKLEPADLO					+ V1UC14
			Appr		P6700 Underbody Floor Skin - Cell 2V03	Scale 1:1		Document type: EFS	Project nr: 22-16151
Modification	Date	Name	Original		Replacement of / Replaced by				Page 3 / 1721

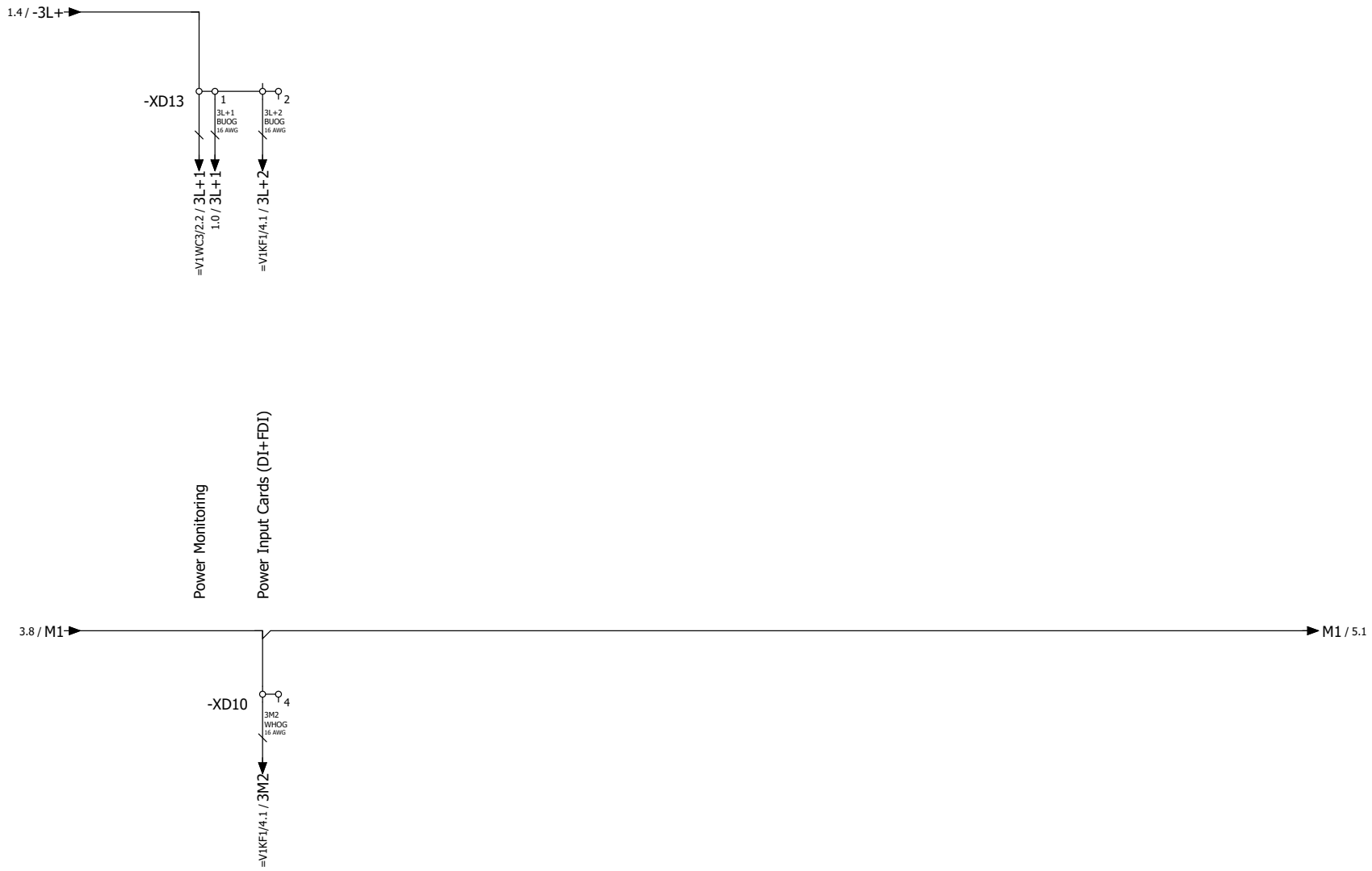

			Date	9/23/2022	Volvo Trucks North America		Valiant TMS	Power distribution 24VDC 3L+	Drawing name: =2V03&EFS-EL		= V1WC4
			Ed.	MKLEPADLO							+ V1UC14
			Appr		P6700 Underbody Floor Skin - Cell 2V03		Scale 1:1		Document type: EFS	Project nr: 22-16151	Page 4
Modification	Date	Name	Original		Replacement of	Replaced by					1721



			Date	9/28/2022	Volvo Trucks North America		Valiant TMS	Power distribution 24VDC 4L+	Drawing name: =2V03&EFS-EL		= V1WC4
			Ed.	MKLEPADLO							+ V1UC14
			Appr		P6700 Underbody Floor Skin - Cell 2V03				Document type: EFS	Project nr: 22-16151	Page 5
Modification	Date	Name	Original		Replacement of	Replaced by	Scale 1:1				1721

			Date	11/1/2022	Volvo Trucks North America		Valiant TMS	Power distribution 24VDC 5L+	Drawing name: =2V03&EFS-EL		= V1WC4
			Ed.	KMAFFRE							+ V1UC14
			Appr		P6700 Underbody Floor Skin - Cell 2V03		Scale 1:1		Document type: EFS	Project nr: 22-16151	Page 6
Modification	Date	Name	Original		Replacement of	Replaced by					1721



6 8

			Date	11/1/2022	Volvo Trucks North America		Valiant TMS	Power distribution 24VDC 6L+	Drawing name: =2V03&EFS-EL	= V1WC4
			Ed.	KMAFFRE						+ V1UC14
			Appr		P6700 Underbody Floor Skin - Cell 2V03		Scale 1:1		Document type: EFS	Project nr: 22-16151
Modification	Date	Name	Original		Replacement of	Replaced by				Page 7 / 1721

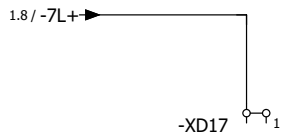

			Date	11/1/2022	Volvo Trucks North America		Valiant TMS	Power distribution 24VDC 7L+	Drawing name: =2V03&EFS-EL		= V1WC4
			Ed.	KMAFFRE							+ V1UC14
			Appr		P6700 Underbody Floor Skin - Cell 2V03				Document type: EFS	Project nr: 22-16151	Page 8
Modification	Date	Name	Original		Replacement of	Replaced by	Scale 1:1				1721

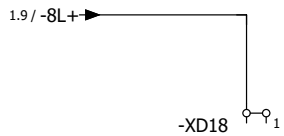

8 11

			Date	9/23/2022	Volvo Trucks North America		Valiant TMS	Power distribution 24VDC 8L+	Drawing name: =2V03&EFS-EL	= V1WC4
			Ed.	MKLEPADLO						+ V1UC14
			Appr		P6700 Underbody Floor Skin - Cell 2V03				Document type: EFS	Project nr: 22-16151
Modification	Date	Name	Original		Replacement of	Replaced by	Scale 1:1			Page 9 / 1721

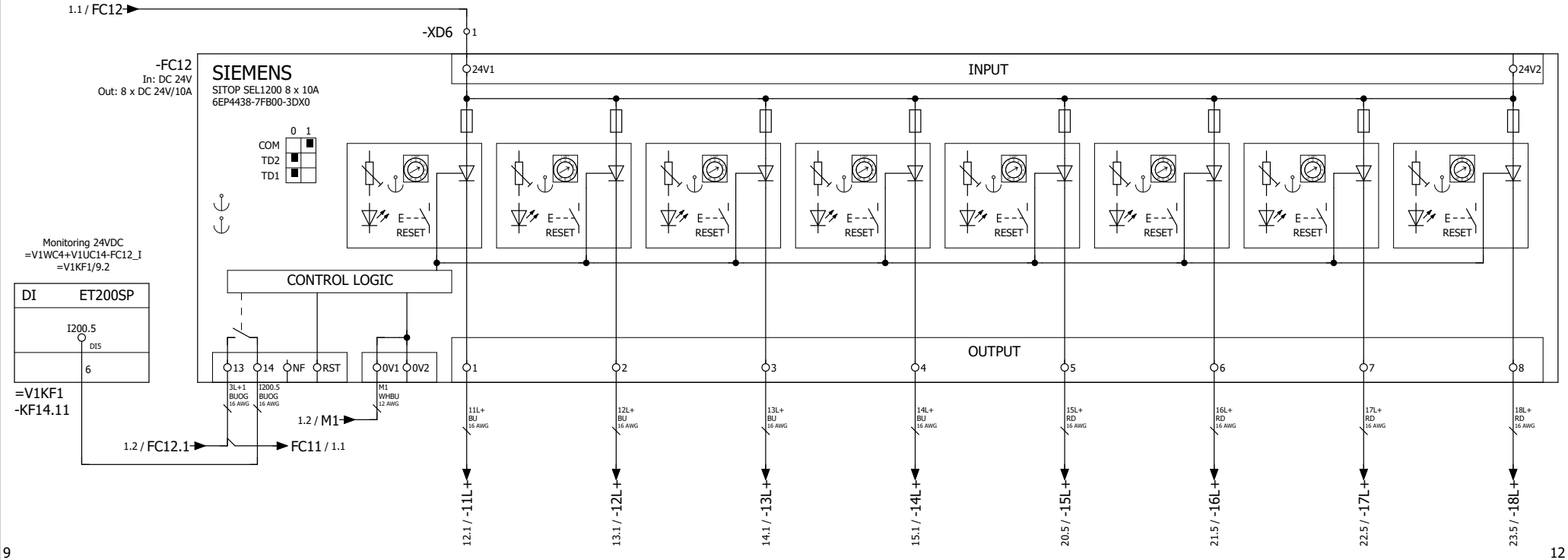

9 12

			Date	9/23/2022	Volvo Trucks North America	Valiant TMS	Power distribution 24VDC (Below Disconnect)	Drawing name: =2V03&EFS-EL	= V1WC4	
			Ed.	MKLEPADLO					+ V1UC14	
			Appr		P6700 Underbody Floor Skin - Cell 2V03	Scale 1:1		Document type: EFS	Project nr: 22-16151	Page 11
Modification	Date	Name	Original		Replacement of	Replaced by				1721

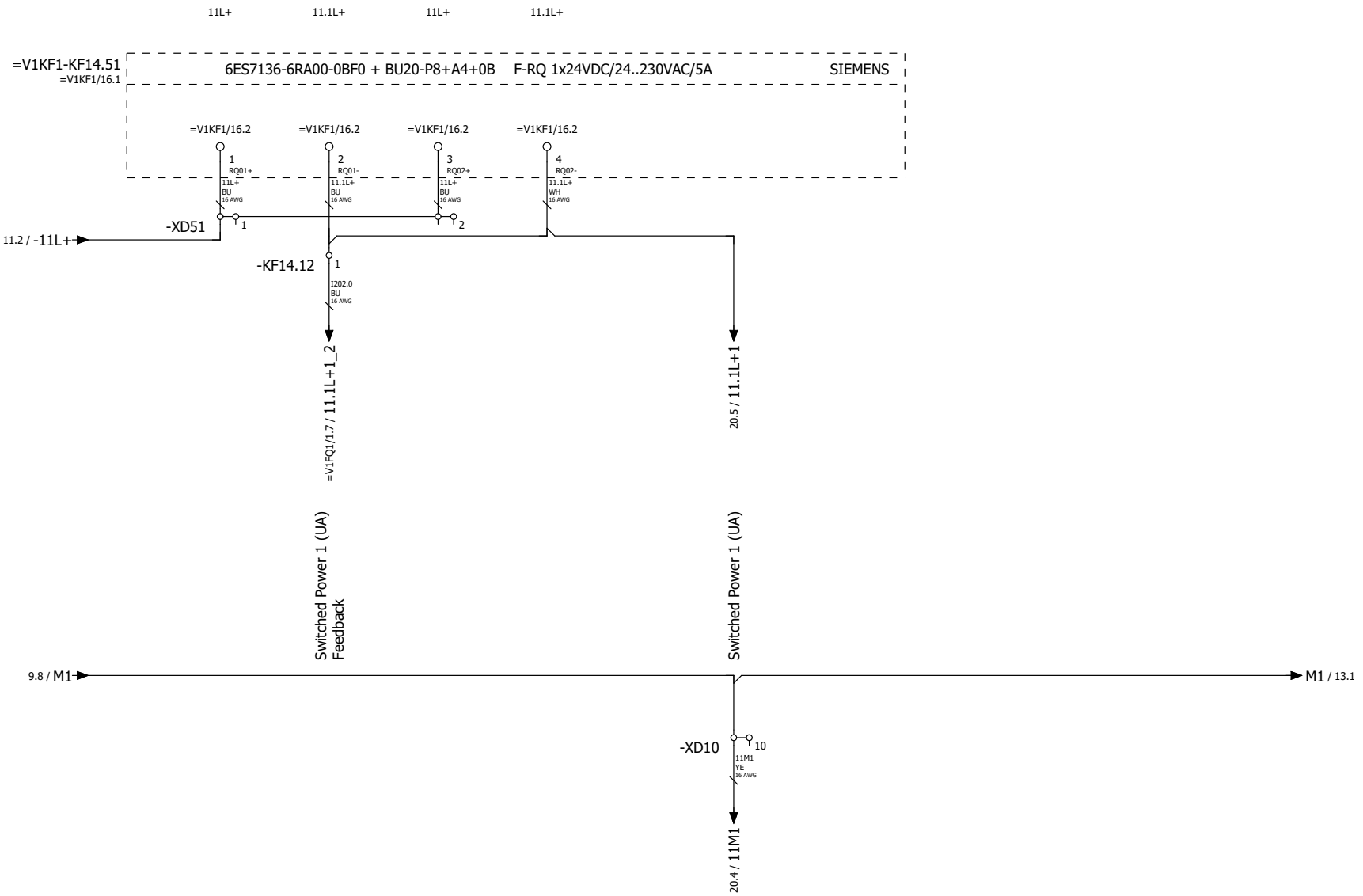

11 13

			Date	9/23/2022	Volvo Trucks North America	Valiant TMS	Power distribution 24VDC 11L+	Drawing name: =2V03&EFS-EL	= V1WC4	
			Ed.	MKLEPADLO					+ V1UC14	
			Appr		P6700 Underbody Floor Skin - Cell 2V03			Document type: EFS	Project nr: 22-16151	Page 12
Modification	Date	Name	Original		Replacement of / Replaced by	Scale 1:1				1721

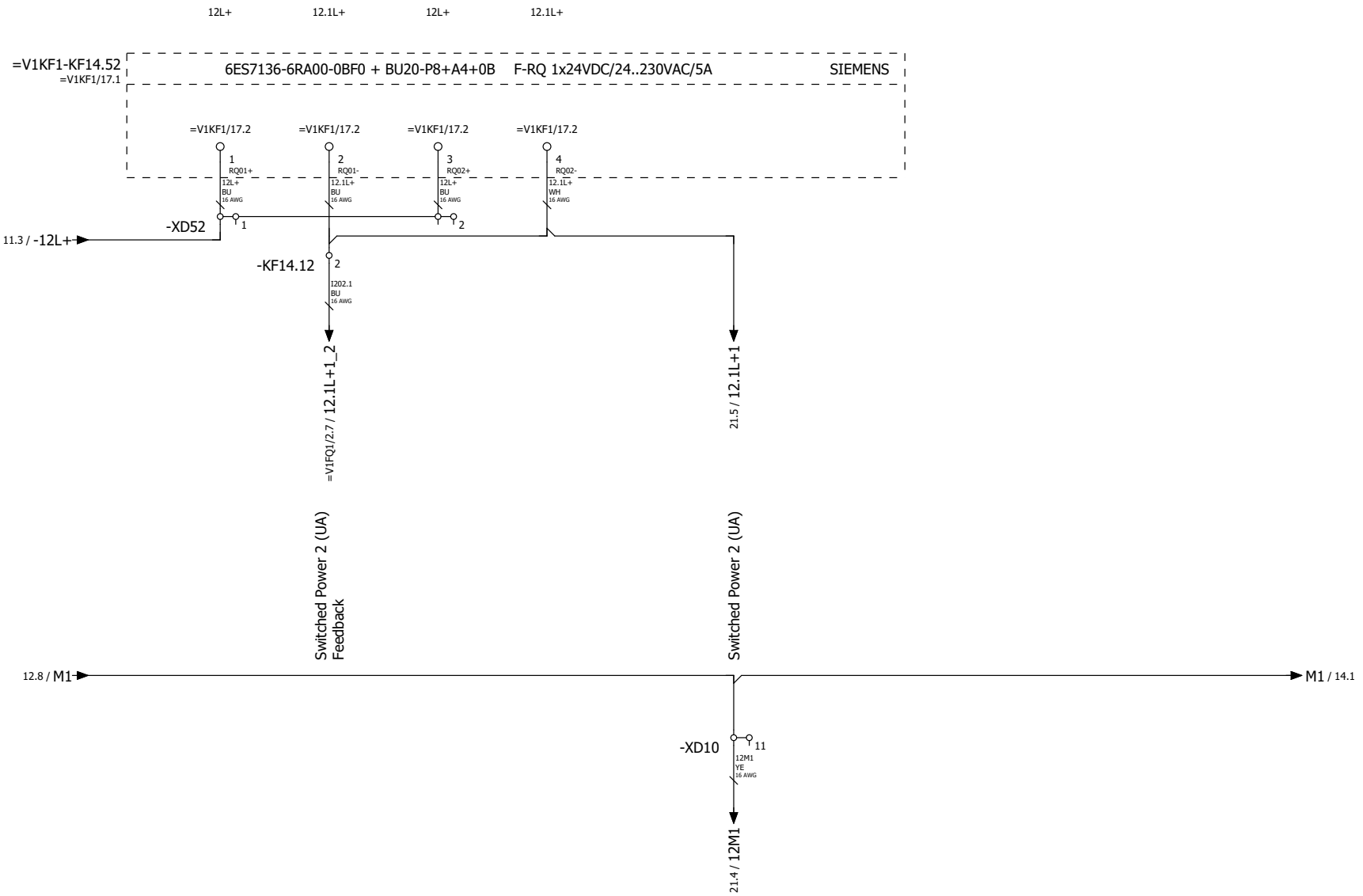

12 14

			Date	9/23/2022	Volvo Trucks North America	Valiant TMS	Power distribution 24VDC 12L+	Drawing name: =2V03&EFS-EL	= V1WC4	
			Ed.	MKLEPADLO					+ V1UC14	
			Appr		P6700 Underbody Floor Skin - Cell 2V03			Document type: EFS	Project nr: 22-16151	Page 13
Modification	Date	Name	Original		Replacement of	Replaced by	Scale 1:1			1721

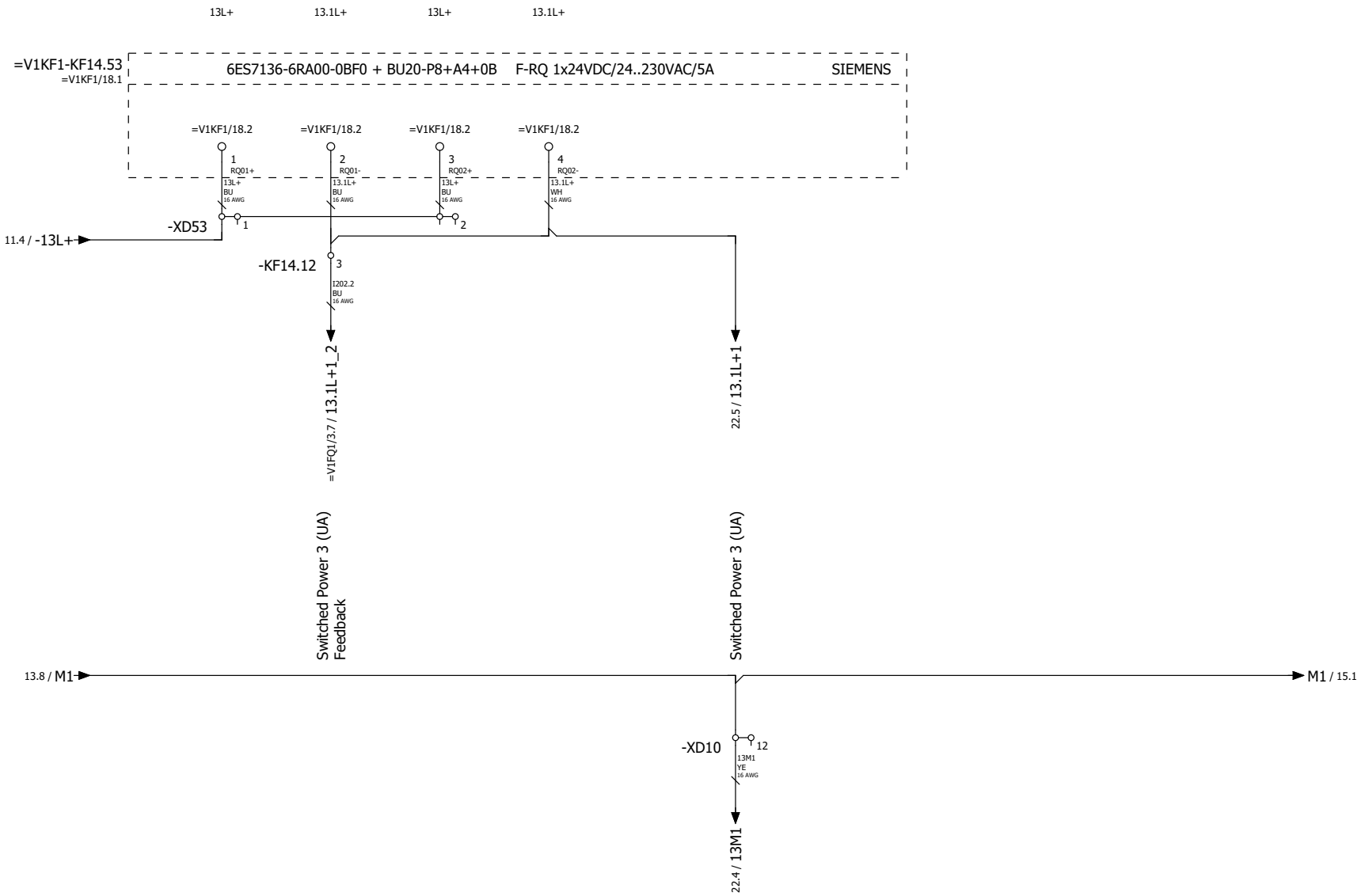

13 15

			Date	9/23/2022	Volvo Trucks North America	Valiant TMS	Power distribution 24VDC 13L+	Drawing name: =2V03&EFS-EL	= V1WC4	
			Ed.	MKLEPADLO					+ V1UC14	
			Appr		P6700 Underbody Floor Skin - Cell 2V03			Document type: EFS	Project nr: 22-16151	Page 14
Modification	Date	Name	Original		Replacement of / Replaced by	Scale 1:1				1721

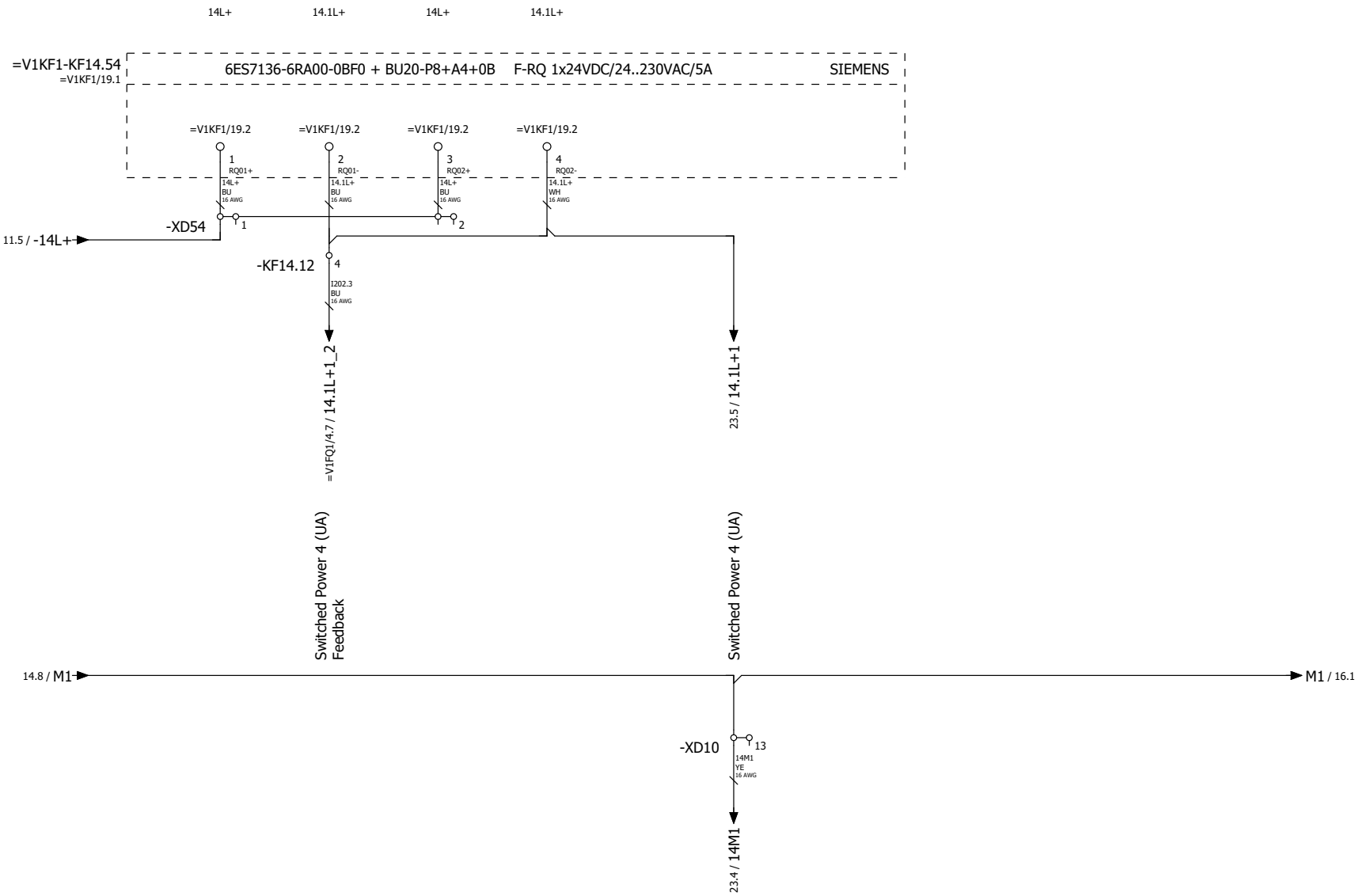

			Date	9/23/2022	Volvo Trucks North America	Valiant TMS	Power distribution 24VDC 14L+	Drawing name: =2V03&EFS-EL	= V1WC4	
			Ed.	MKLEPADLO					+ V1UC14	
			Appr		P6700 Underbody Floor Skin - Cell 2V03			Document type: EFS	Project nr: 22-16151	Page 15
Modification	Date	Name	Original		Replacement of / Replaced by	Scale 1:1				1721

15 17

			Date	9/28/2022	Volvo Trucks North America		Valiant TMS	Power distribution 24VDC 15L+	Drawing name: =2V03&EFS-EL	= V1WC4	
			Ed.	MKLEPADLO						+ V1UC14	
			Appr		P6700 Underbody Floor Skin - Cell 2V03				Document type: EFS	Project nr: 22-16151	Page 16
Modification	Date	Name	Original		Replacement of	Replaced by	Scale 1:1				1721

16 18

			Date	9/23/2022	Volvo Trucks North America		Valiant TMS	Power distribution 24VDC 16L+	Drawing name: =2V03&EFS-EL		= V1WC4
			Ed.	MKLEPADLO							+ V1UC14
			Appr		P6700 Underbody Floor Skin - Cell 2V03				Document type: EFS	Project nr: 22-16151	Page 17
Modification	Date	Name	Original		Replacement of	Replaced by	Scale 1:1				1721

17

19

			Date	9/23/2022	Volvo Trucks North America	Valiant TMS	Power distribution 24VDC 17L+	Drawing name: =2V03&EFS-EL	= V1WC4	
			Ed.	MKLEPADLO					+ V1UC14	
			Appr		P6700 Underbody Floor Skin - Cell 2V03			Document type: EFS	Project nr: 22-16151	Page 18
Modification	Date	Name	Original		Replacement of / Replaced by	Scale 1:1				1721

18 20

			Date	9/28/2022	Volvo Trucks North America		Valiant TMS	Power distribution 24VDC 18L+	Drawing name: =2V03&EFS-EL	= V1WC4
			Ed.	MKLEPADLO						+ V1UC14
			Appr		P6700 Underbody Floor Skin - Cell 2V03				Document type: EFS	Project nr: 22-16151
Modification	Date	Name	Original		Replacement of	Replaced by	Scale 1:1			Page 19 / 1721

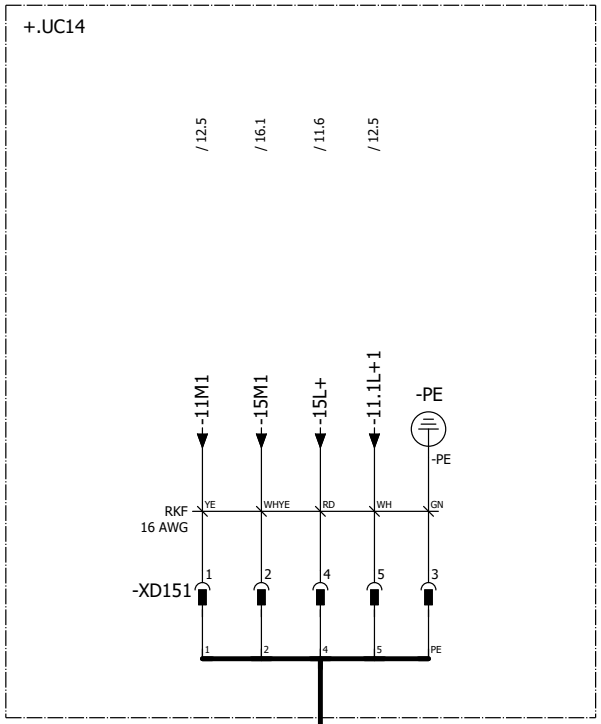

POWER IN / POWER OUT

Pin 1: 0 V UA
Pin 2: 0 V US
Pin 3: FE
Pin 4: +24 V US / 9 A
Pin 5: +24 V UA / 9 A

Pin #	WIRE	COLOR
Pin 1	-11M1	YE
Pin 2	-15M1	WHYE
Pin 3	GND	GN
Pin 4	-15L+	RD
Pin 5	-11.1L+1	WH

-SWITCHEDPWR1
=V1UQ51WC4+.UQ51/1.5

			Date	9/23/2022	Volvo Trucks North America	Valiant TMS	24VDC Switched Power 1	Drawing name: =2V03&EFS-EL	= V1WC4
			Ed.	MKLEPADLO					+ V1UC14
			Appr		P6700 Underbody Floor Skin - Cell 2V03			Document type: EFS	Project nr: 22-16151
Modification	Date	Name	Original		Replacement of / Replaced by	Scale 1:1			Page 20 / 1721

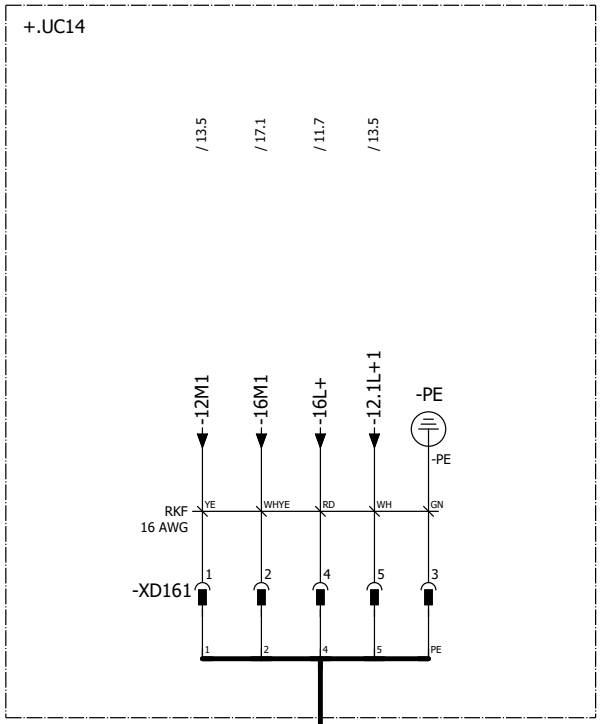

POWER IN / POWER OUT

Pin 1: 0 V UA
Pin 2: 0 V US
Pin 3: FE
Pin 4: +24 V US / 9 A
Pin 5: +24 V UA / 9 A

Pin #	WIRE	COLOR
Pin 1	-12M1	YE
Pin 2	-16M1	WHYE
Pin 3	GND	GN
Pin 4	-16L+	RD
Pin 5	-12.1L+1	WH

-SWITCHEDPWR2
=V1UQ52KF1+.UQ52/1.1

20

22

			Date	9/23/2022	Volvo Trucks North America	Valiant TMS	24VDC Switched Power 2	Drawing name: =2V03&EFS-EL	= V1WC4	
			Ed.	MKLEPADLO					+ V1UC14	
			Appr		P6700 Underbody Floor Skin - Cell 2V03			Document type: EFS	Project nr: 22-16151	Page 21
Modification	Date	Name	Original		Replacement of / Replaced by	Scale 1:1				1721

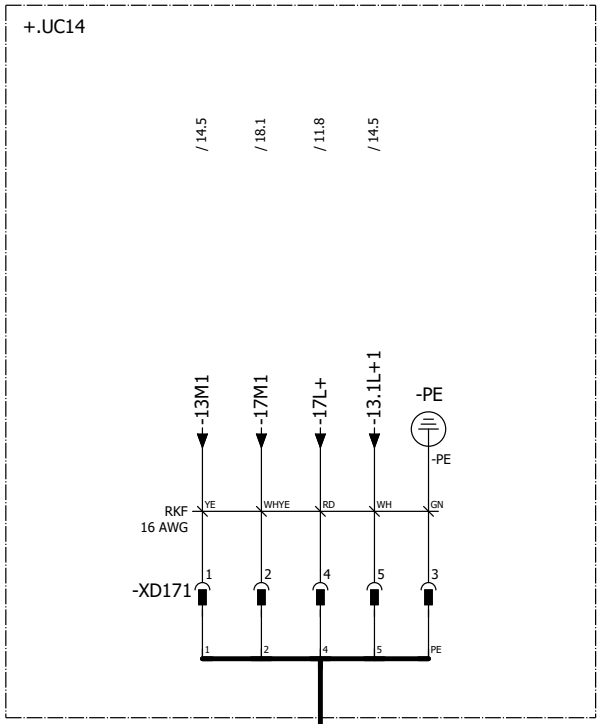

POWER IN / POWER OUT

Pin 1: 0 V UA
Pin 2: 0 V US
Pin 3: FE
Pin 4: +24 V US / 9 A
Pin 5: +24 V UA / 9 A

Pin #	WIRE	COLOR
Pin 1	-13M1	YE
Pin 2	-17M1	WHYE
Pin 3	GND	GN
Pin 4	-17L+	RD
Pin 5	-13.1L+1	WH

+.GL12UQ51-W1
=V1GL12UQ51KF1+.GL12UQ51/1.1

			Date	9/26/2022	Volvo Trucks North America	Valiant TMS	24VDC Switched Power 3	Drawing name: =2V03&EFS-EL	= V1WC4
			Ed.	MKLEPADLO					+ V1UC14
			Appr		P6700 Underbody Floor Skin - Cell 2V03			Document type: EFS	Project nr: 22-16151
Modification	Date	Name	Original		Replacement of / Replaced by	Scale 1:1			Page 22 / 1721

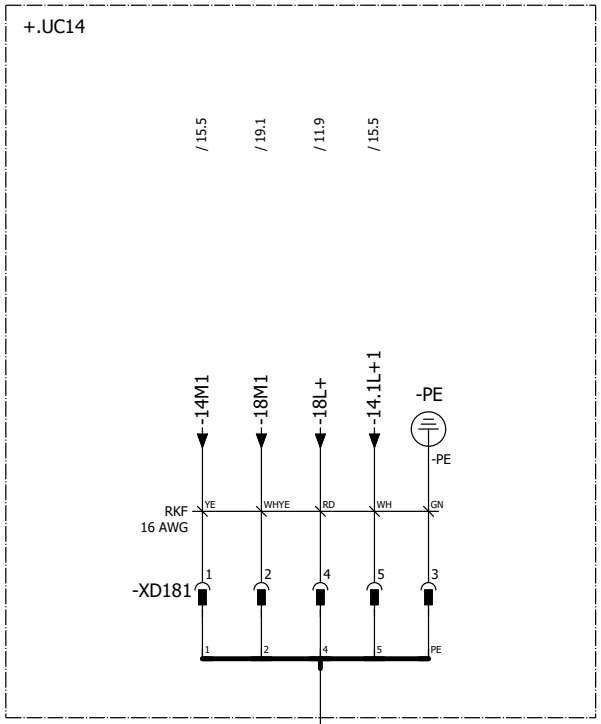

POWER IN / POWER OUT

Pin 1: 0 V UA
Pin 2: 0 V US
Pin 3: FE
Pin 4: +24 V US / 9 A
Pin 5: +24 V UA / 9 A

Pin #	WIRE	COLOR
Pin 1	-14M1	YE
Pin 2	-18M1	WHYE
Pin 3	GND	GN
Pin 4	-18L+	RD
Pin 5	-14.1L+1	WH

-SWITCHEDPWR4

			Date	9/23/2022	Volvo Trucks North America	Valiant TMS	24VDC Switched Power 4	Drawing name: =2V03&EFS-EL	= V1WC4
			Ed.	MKLEPADLO					+ V1UC14
			Appr		P6700 Underbody Floor Skin - Cell 2V03			Document type: EFS	Project nr: 22-16151
Modification	Date	Name	Original		Replacement of / Replaced by	Scale 1:1			Page 23 / 1721

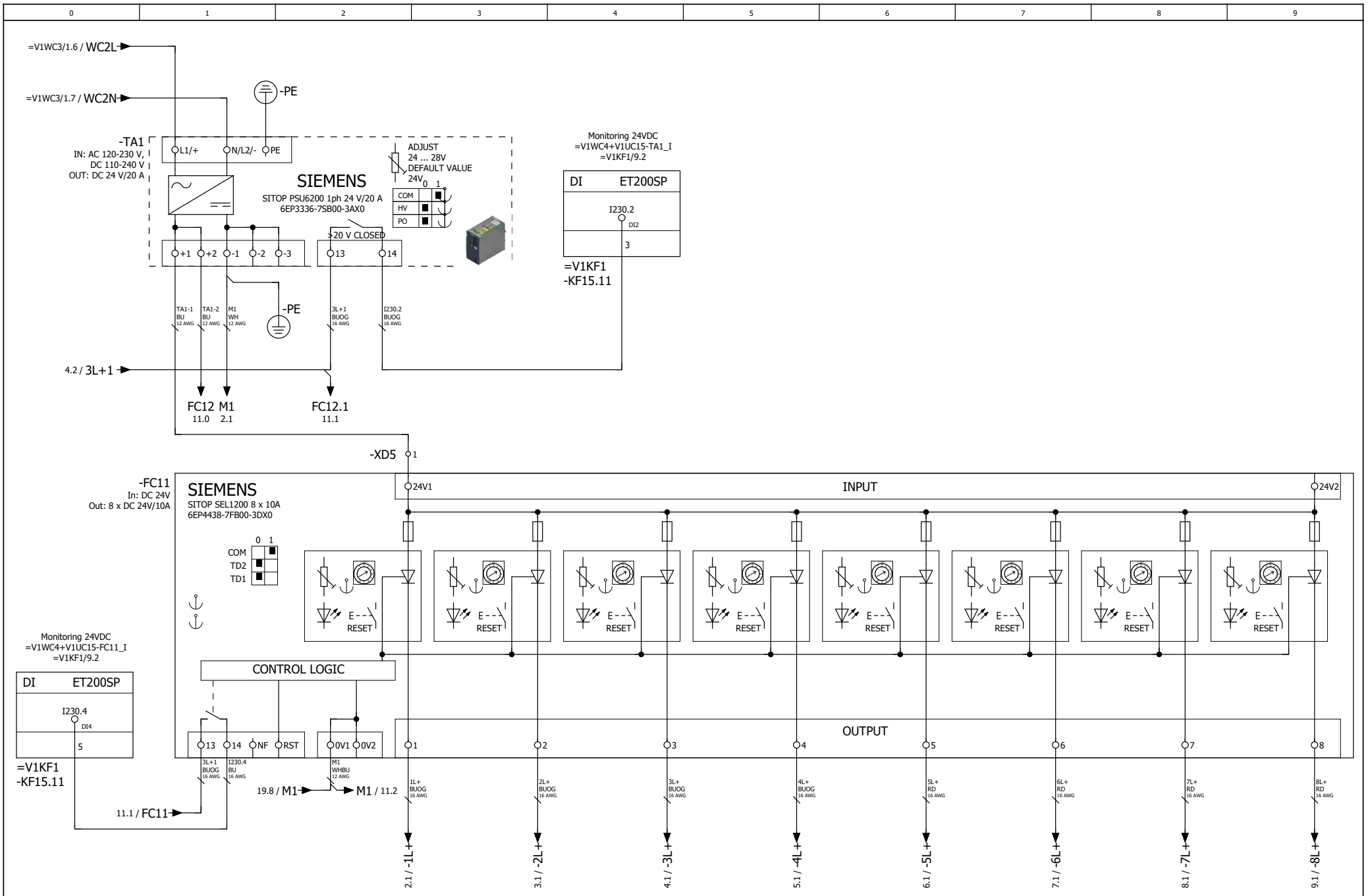

+.UC14/23

2

			Date	9/23/2022	Volvo Trucks North America		Valiant TMS	Power distribution 24VDC for Inputs	Drawing name: =2V03&EFS-EL	= V1WC4
			Ed.	MKLEPADLO						+ V1UC15
			Appr		P6700 Underbody Floor Skin - Cell 2V03				Document type: EFS	Project nr: 22-16151
Modification	Date	Name	Original		Replacement of	Replaced by	Scale 1:1			Page 1 / 1721



			Date	9/23/2022	Volvo Trucks North America		Valiant TMS	Power distribution 24VDC 1L+	Drawing name: =2V03&EFS-EL		= V1WC4
			Ed.	MKLEPADLO							+ V1UC15
			Appr		P6700 Underbody Floor Skin - Cell 2V03		Scale 1:1		Document type: EFS	Project nr: 22-16151	Page 2
Modification	Date	Name	Original		Replacement of	Replaced by					1721



			Date	9/26/2022	Volvo Trucks North America		Valiant TMS	Power distribution 24VDC 2L+	Drawing name: =2V03&EFS-EL		= V1WC4
			Ed.	MKLEPADLO							+ V1UC15
			Appr		P6700 Underbody Floor Skin - Cell 2V03		Scale 1:1		Document type: EFS	Project nr: 22-16151	Page 3
Modification	Date	Name	Original		Replacement of	Replaced by					1721

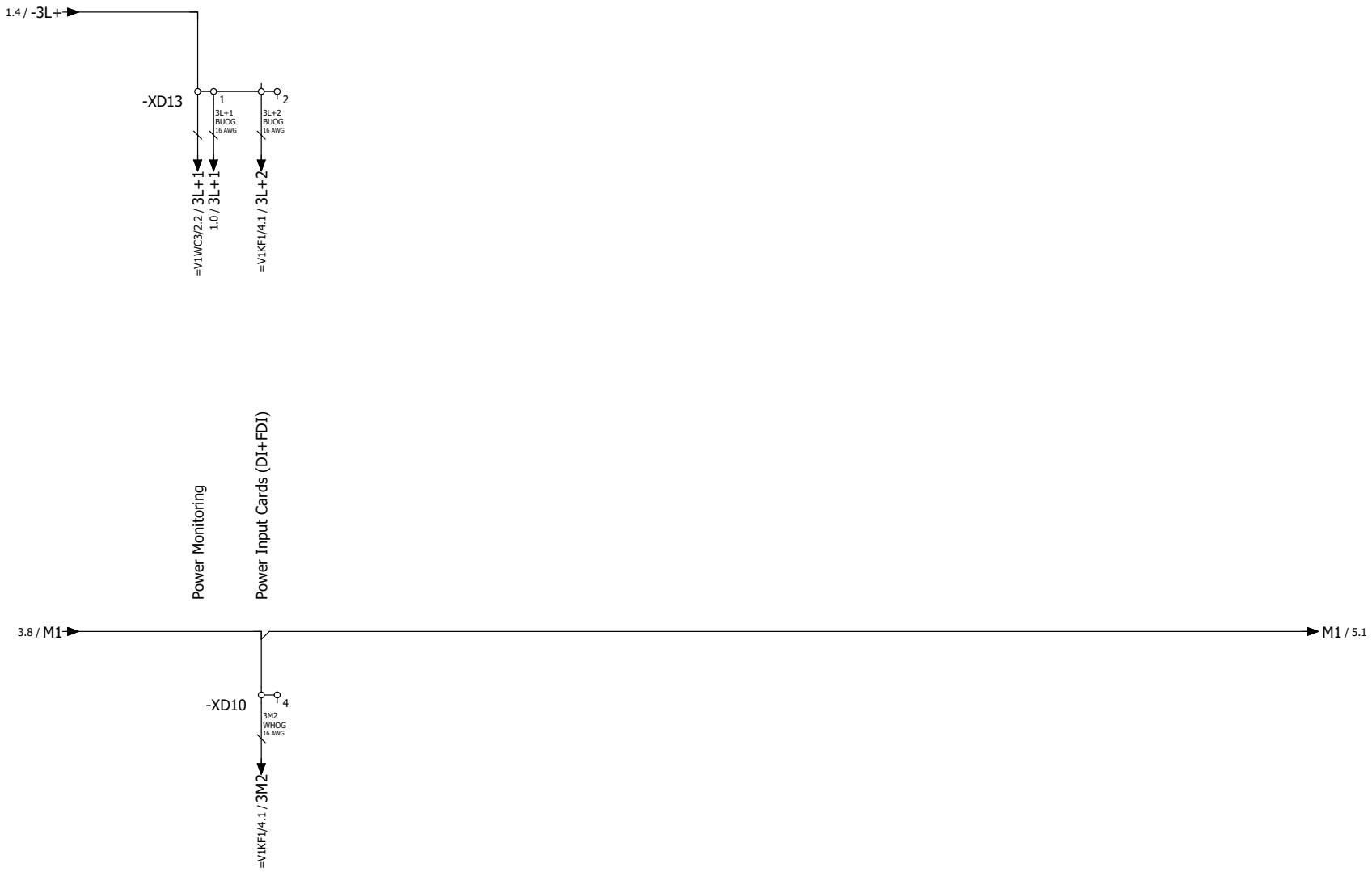

			Date	9/23/2022	Volvo Trucks North America		Valiant TMS	Power distribution 24VDC 3L+	Drawing name: =2V03&EFS-EL		= V1WC4
			Ed.	MKLEPADLO							+ V1UC15
			Appr		P6700 Underbody Floor Skin - Cell 2V03		Scale 1:1		Document type: EFS	Project nr: 22-16151	Page 4
Modification	Date	Name	Original		Replacement of	Replaced by					1721



			Date	9/23/2022	Volvo Trucks North America		Valiant TMS	Power distribution 24VDC 4L+	Drawing name: =2V03&EFS-EL		= V1WC4
			Ed.	MKLEPADLO							+ V1UC15
			Appr		P6700 Underbody Floor Skin - Cell 2V03				Document type: EFS	Project nr: 22-16151	Page 5
Modification	Date	Name	Original		Replacement of	Replaced by	Scale 1:1				1721

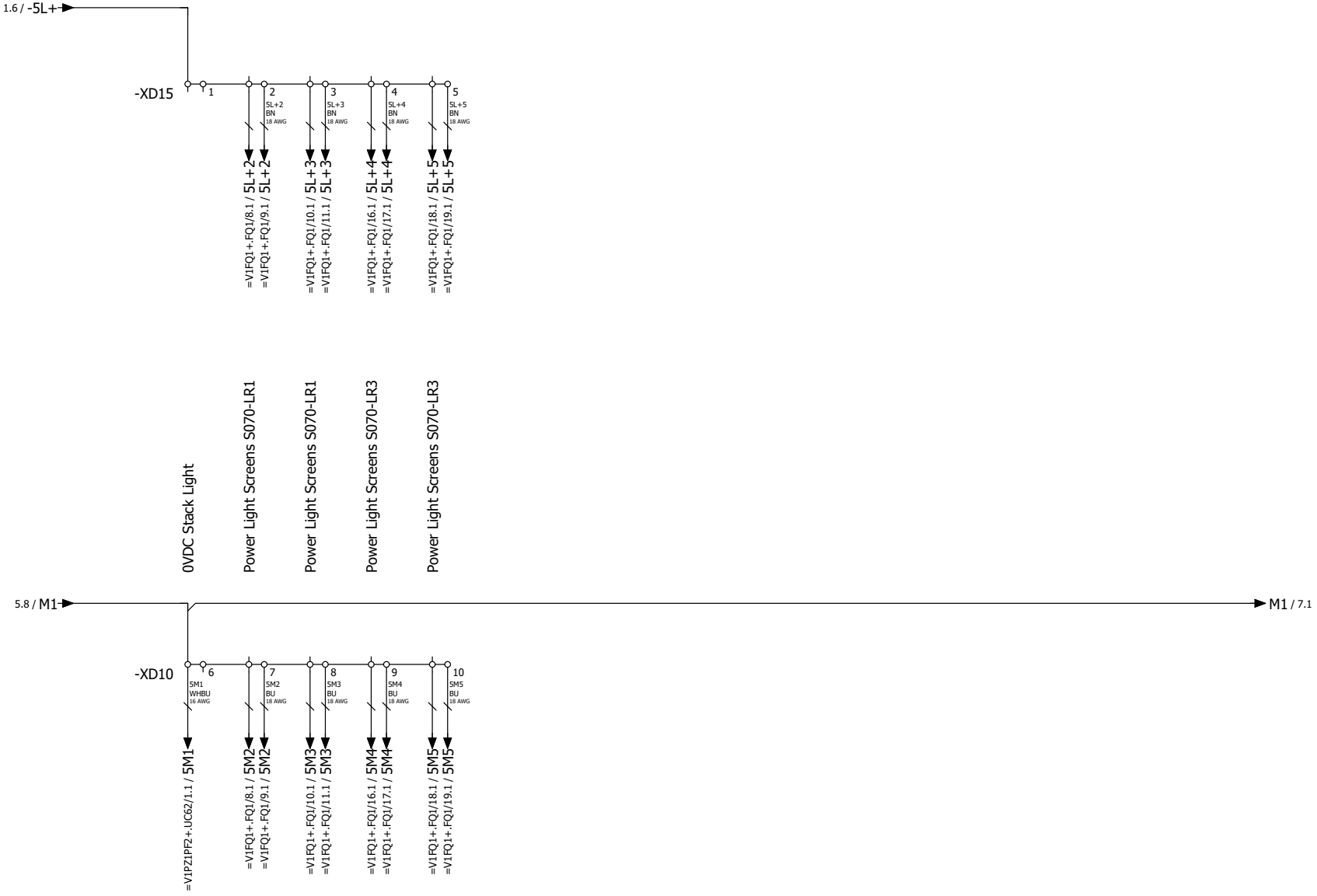

			Date	9/23/2022	Volvo Trucks North America		Valiant TMS	Power distribution 24VDC 5L+	Drawing name: =2V03&EFS-EL		= V1WC4
			Ed.	MKLEPADLO							+ V1UC15
			Appr		P6700 Underbody Floor Skin - Cell 2V03		Scale 1:1		Document type: EFS	Project nr: 22-16151	Page 6
Modification	Date	Name	Original		Replacement of	Replaced by					1721

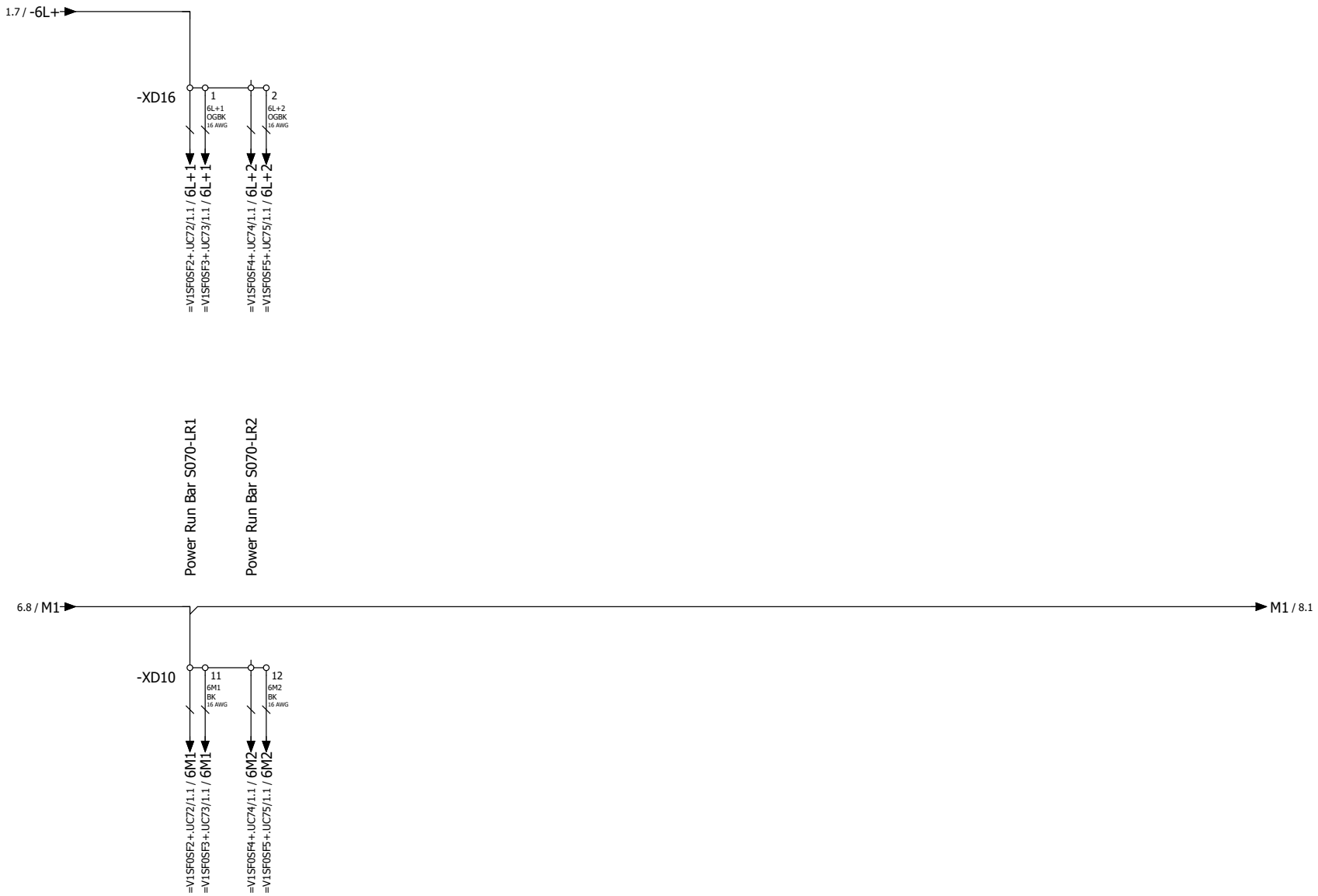

6 8

			Date	9/23/2022	Volvo Trucks North America	Valiant TMS	Power distribution 24VDC 6L+	Drawing name: =2V03&EFS-EL	= V1WC4	
			Ed.	MKLEPADLO					+ V1UC15	
			Appr		P6700 Underbody Floor Skin - Cell 2V03	Scale 1:1		Document type: EFS	Project nr: 22-16151	Page 7
Modification	Date	Name	Original		Replacement of / Replaced by					1721



			Date	9/23/2022	Volvo Trucks North America		Valiant TMS	Power distribution 24VDC 7L+	Drawing name: =2V03&EFS-EL		= V1WC4
			Ed.	MKLEPADLO							+ V1UC15
			Appr		P6700 Underbody Floor Skin - Cell 2V03				Document type: EFS	Project nr: 22-16151	Page 8
Modification	Date	Name	Original		Replacement of	Replaced by	Scale 1:1				1721



8 11

			Date	9/23/2022	Volvo Trucks North America		Valiant TMS	Power distribution 24VDC 8L+	Drawing name: =2V03&EFS-EL	= V1WC4
			Ed.	MKLEPADLO						+ V1UC15
			Appr		P6700 Underbody Floor Skin - Cell 2V03				Document type: EFS	Project nr: 22-16151
Modification	Date	Name	Original		Replacement of	Replaced by	Scale 1:1			Page 9 / 1721

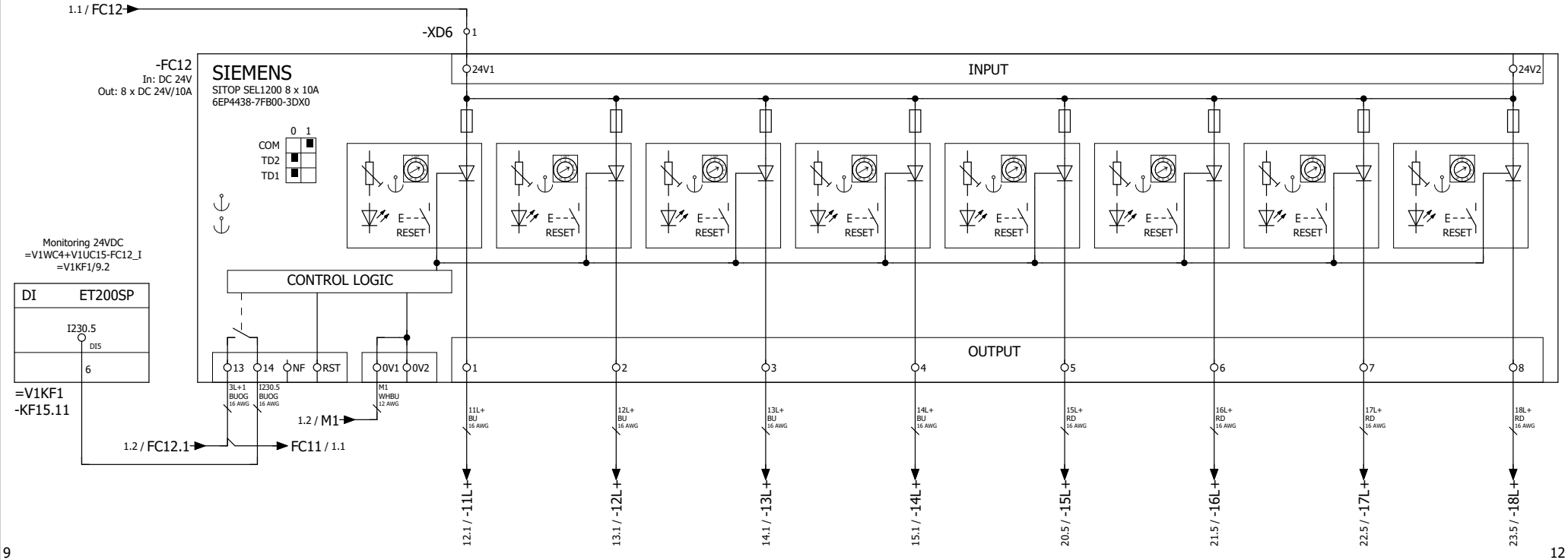

9 12

			Date	9/23/2022	Volvo Trucks North America		Valiant TMS	Power distribution 24VDC (Below Disconnect)	Drawing name: =2V03&EFS-EL	= V1WC4
			Ed.	MKLEPADLO						+ V1UC15
			Appr		P6700 Underbody Floor Skin - Cell 2V03				Document type: EFS	Project nr: 22-16151
Modification	Date	Name	Original		Replacement of	Replaced by	Scale 1:1			Page 11 / 1721

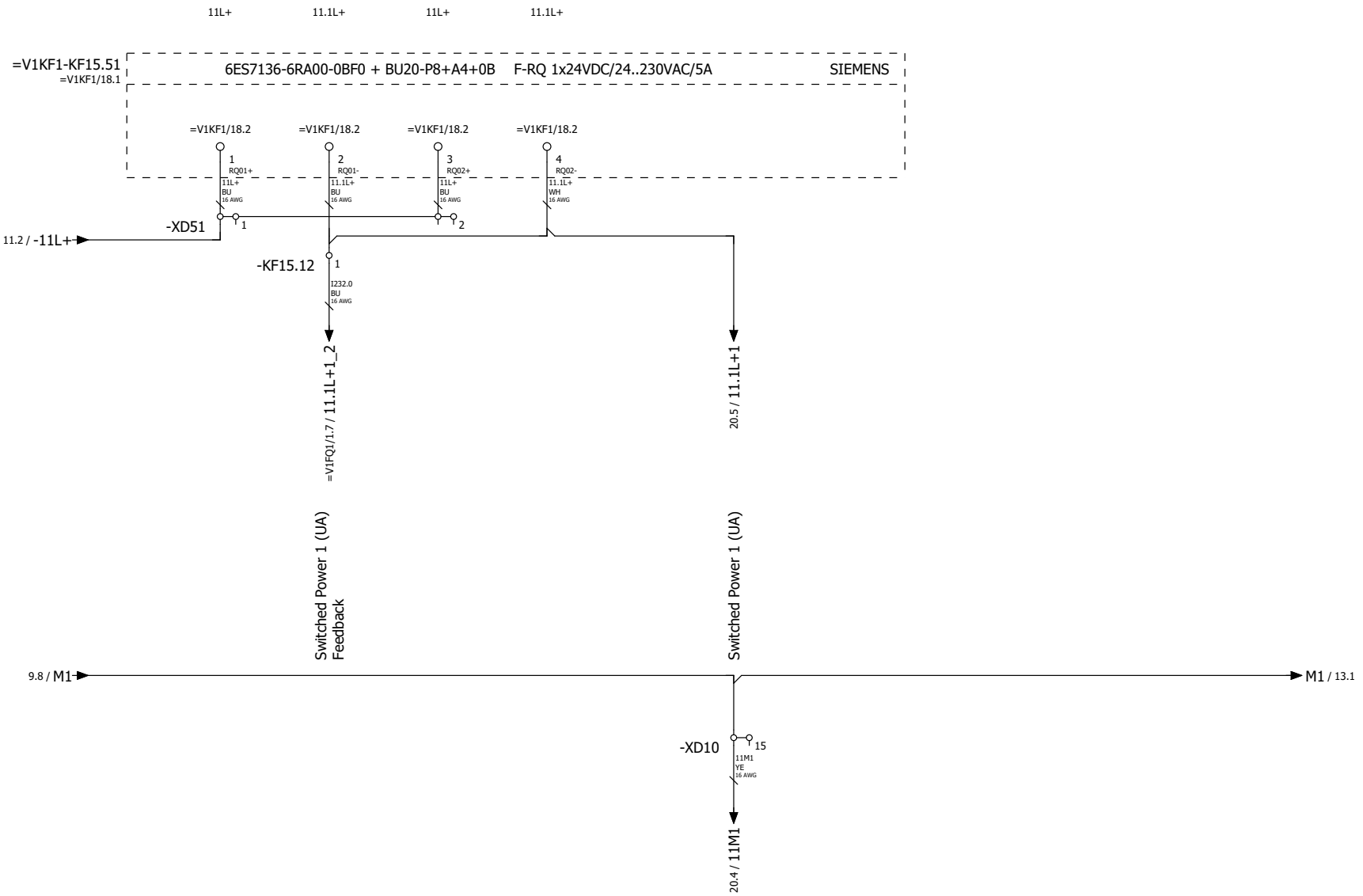

11 13

			Date	9/23/2022	Volvo Trucks North America	Valiant TMS	Power distribution 24VDC 11L+	Drawing name: =2V03&EFS-EL	= V1WC4	
			Ed.	MKLEPADLO					+ V1UC15	
			Appr		P6700 Underbody Floor Skin - Cell 2V03			Document type: EFS	Project nr: 22-16151	Page 12
Modification	Date	Name	Original		Replacement of / Replaced by	Scale 1:1				1721

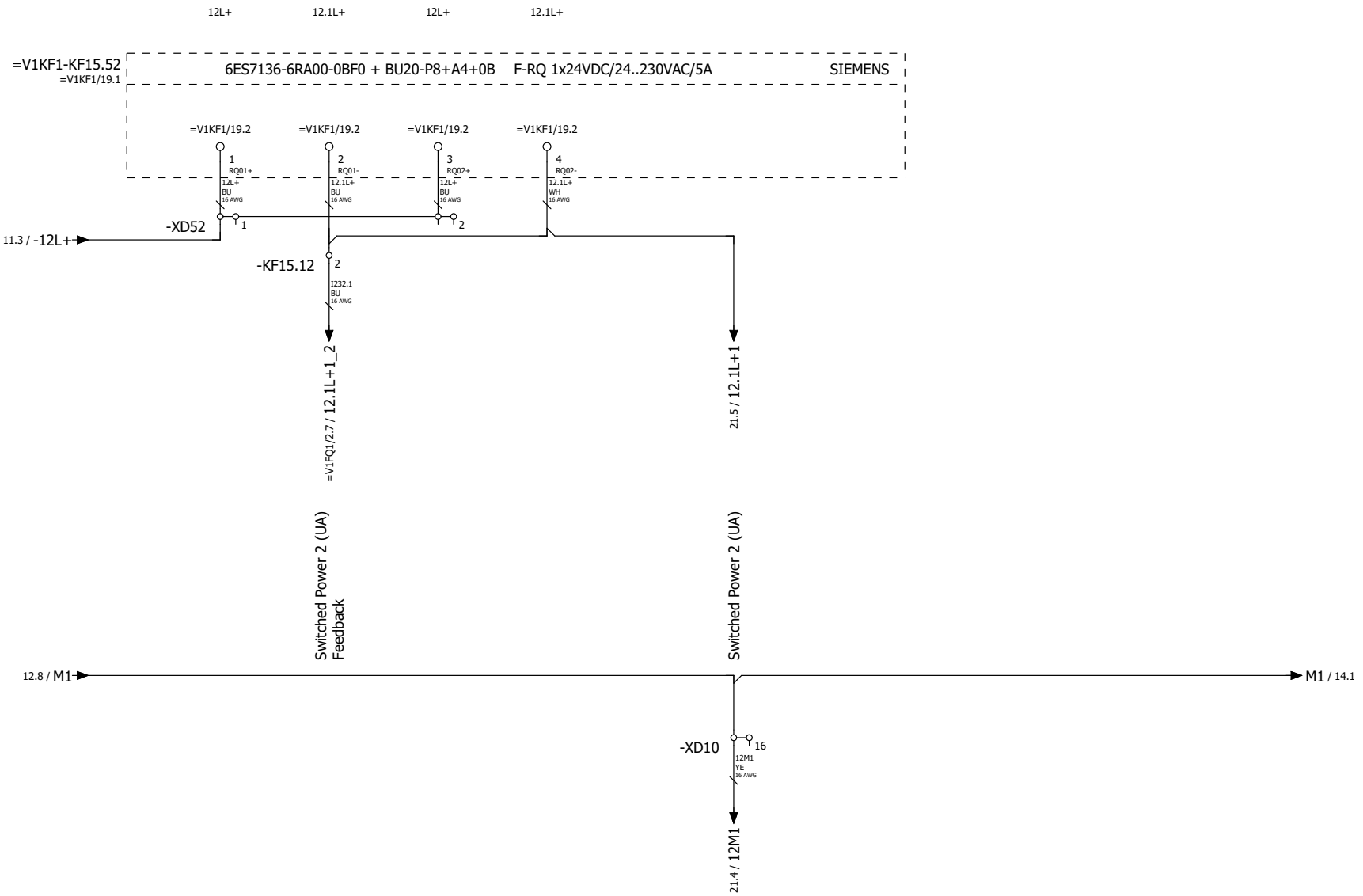

12 14

			Date	9/23/2022	Volvo Trucks North America	Valiant TMS	Power distribution 24VDC 12L+	Drawing name: =2V03&EFS-EL	= V1WC4	
			Ed.	MKLEPADLO					+ V1UC15	
			Appr		P6700 Underbody Floor Skin - Cell 2V03			Document type: EFS	Project nr: 22-16151	Page 13
Modification	Date	Name	Original		Replacement of	Replaced by	Scale 1:1			1721

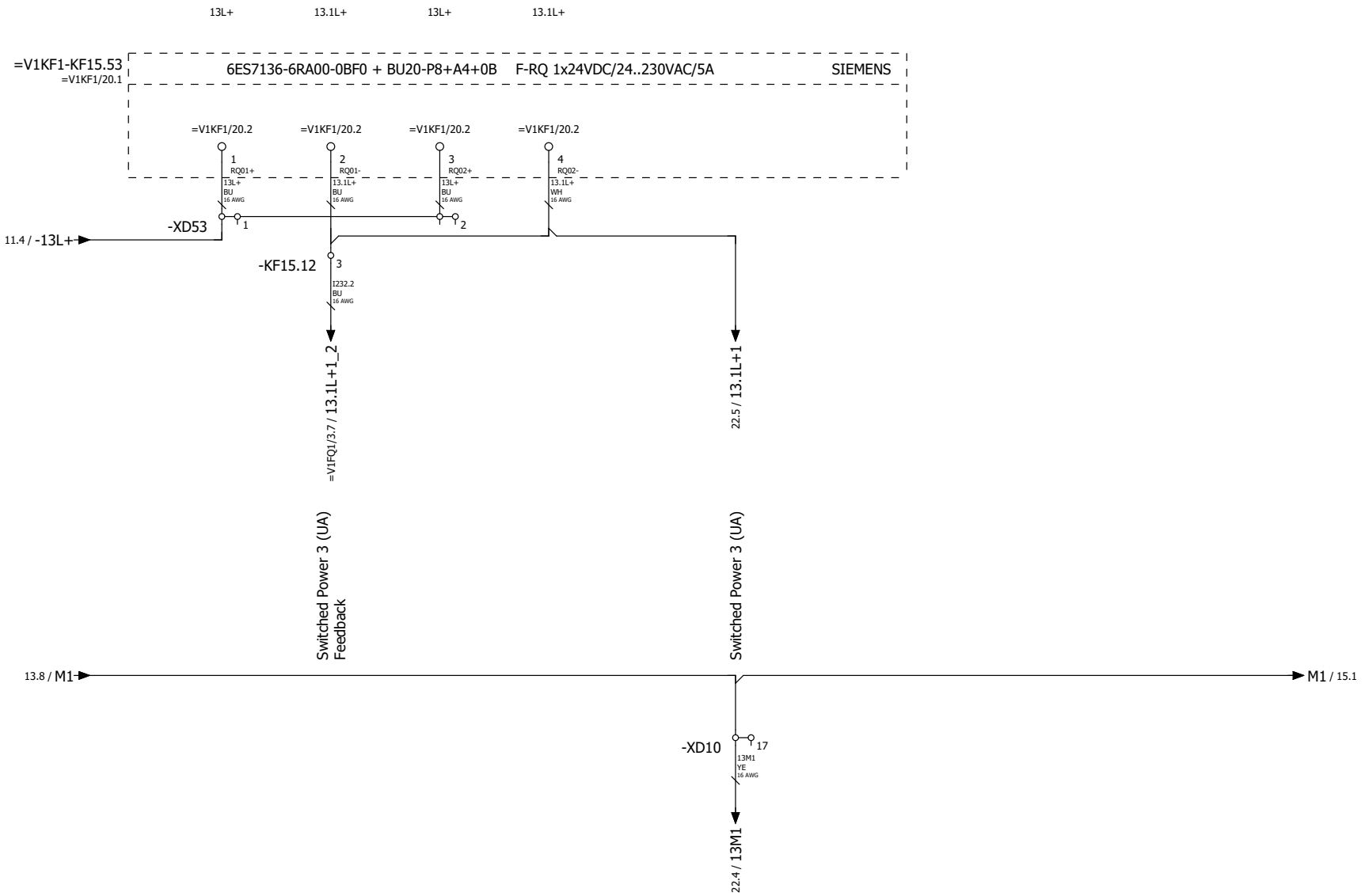

			Date	9/23/2022	Volvo Trucks North America		Valiant TMS	Power distribution 24VDC 13L+	Drawing name: =2V03&EFS-EL	= V1WC4	
			Ed.	MKLEPADLO						+ V1UC15	
			Appr		P6700 Underbody Floor Skin - Cell 2V03		Scale 1:1		Document type: EFS	Project nr: 22-16151	Page 14
Modification	Date	Name	Original		Replacement of	Replaced by					1721

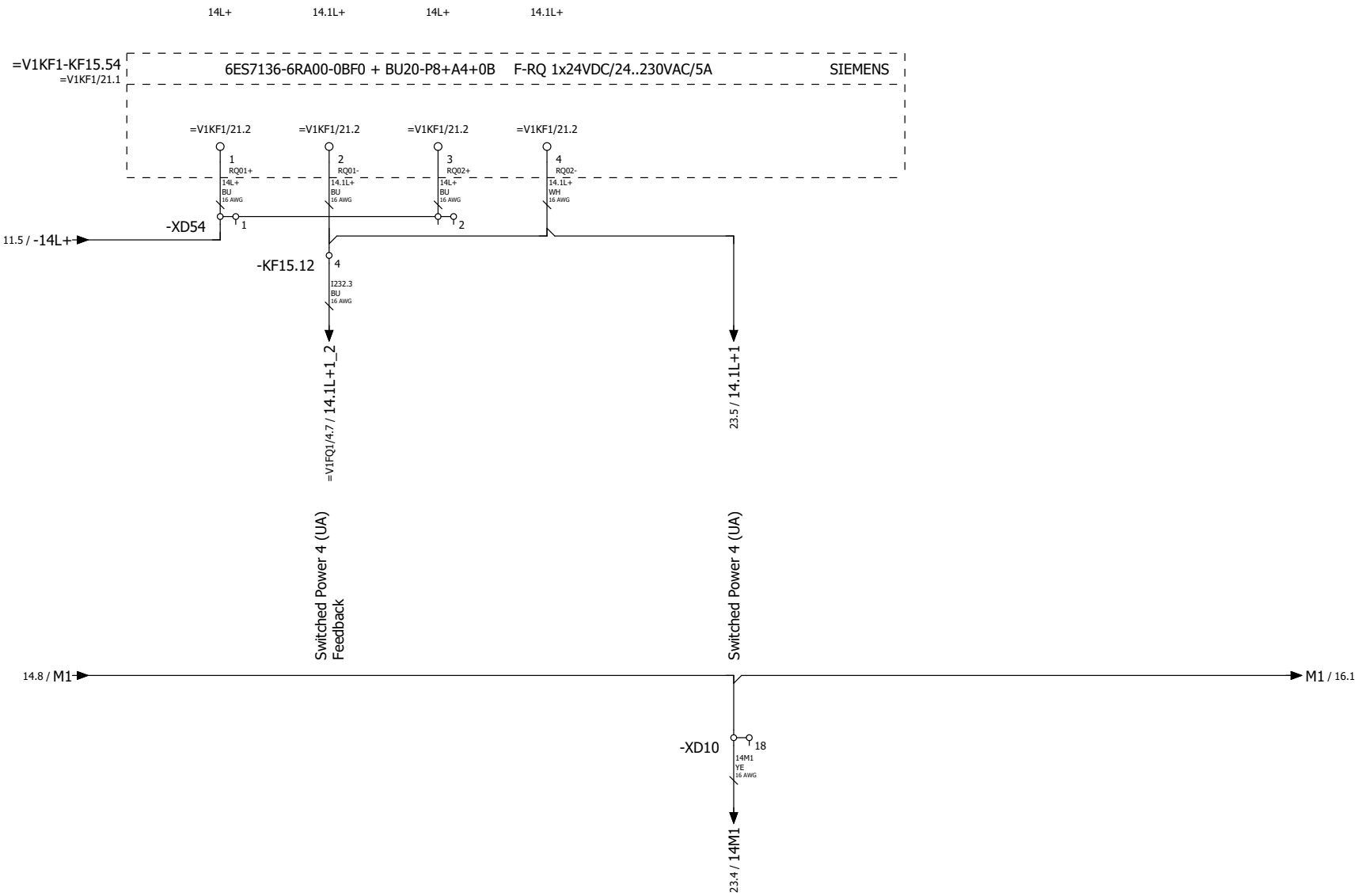

14 16

			Date	9/23/2022	Volvo Trucks North America	Valiant TMS	Power distribution 24VDC 14L+	Drawing name: =2V03&EFS-EL	= V1WC4	
			Ed.	MKLEPADLO					+ V1UC15	
			Appr		P6700 Underbody Floor Skin - Cell 2V03			Document type: EFS	Project nr: 22-16151	Page 15
Modification	Date	Name	Original		Replacement of	Replaced by	Scale 1:1			1721

15 17

			Date	9/23/2022	Volvo Trucks North America		Valiant TMS	Power distribution 24VDC 15L+	Drawing name: =2V03&EFS-EL	= V1WC4	
			Ed.	MKLEPADLO						+ V1UC15	
			Appr		P6700 Underbody Floor Skin - Cell 2V03				Document type: EFS	Project nr: 22-16151	Page 16
Modification	Date	Name	Original		Replacement of	Replaced by	Scale 1:1				1721

16 18

			Date	9/23/2022	Volvo Trucks North America		Valiant TMS	Power distribution 24VDC 16L+	Drawing name: =2V03&EFS-EL		= V1WC4
			Ed.	MKLEPADLO							+ V1UC15
			Appr		P6700 Underbody Floor Skin - Cell 2V03				Document type: EFS	Project nr: 22-16151	Page 17
Modification	Date	Name	Original		Replacement of	Replaced by	Scale 1:1				1721

17 19

			Date	9/23/2022	Volvo Trucks North America		Valiant TMS	Power distribution 24VDC 17L+	Drawing name: =2V03&EFS-EL	= V1WC4
			Ed.	MKLEPADLO						+ V1UC15
			Appr		P6700 Underbody Floor Skin - Cell 2V03				Document type: EFS	Project nr: 22-16151
Modification	Date	Name	Original		Replacement of	Replaced by	Scale 1:1			Page 18 / 1721

18 20

			Date	9/23/2022	Volvo Trucks North America		Valiant TMS	Power distribution 24VDC 18L+	Drawing name: =2V03&EFS-EL	= V1WC4
			Ed.	MKLEPADLO						+ V1UC15
			Appr		P6700 Underbody Floor Skin - Cell 2V03				Document type: EFS	Project nr: 22-16151
Modification	Date	Name	Original		Replacement of	Replaced by	Scale 1:1			Page 19 / 1721

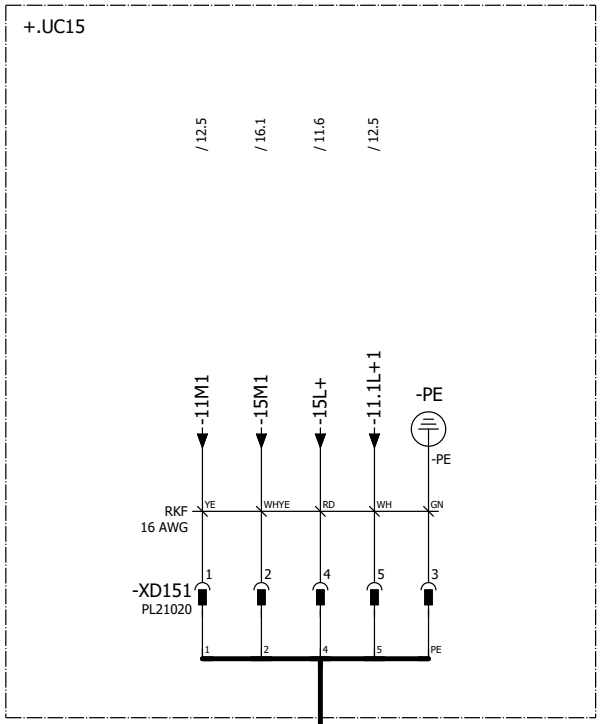

POWER IN / POWER OUT

Pin 1: 0 V UA
Pin 2: 0 V US
Pin 3: FE
Pin 4: +24 V US / 9 A
Pin 5: +24 V UA / 9 A

Pin #	WIRE	COLOR
Pin 1	-11M1	YE
Pin 2	-15M1	WHYE
Pin 3	GND	GN
Pin 4	-15L+	RD
Pin 5	-11.1L+1	WH

-SWITCHEDPWR1
=V1CL1KF1+.CL1/1.1

			Date	9/23/2022	Volvo Trucks North America	Valiant TMS	24VDC Switched Power 1	Drawing name: =2V03&EFS-EL	= V1WC4
			Ed.	MKLEPADLO					+ V1UC15
			Appr		P6700 Underbody Floor Skin - Cell 2V03			Document type: EFS	Project nr: 22-16151
Modification	Date	Name	Original		Replacement of / Replaced by	Scale 1:1			Page 20 / 1721

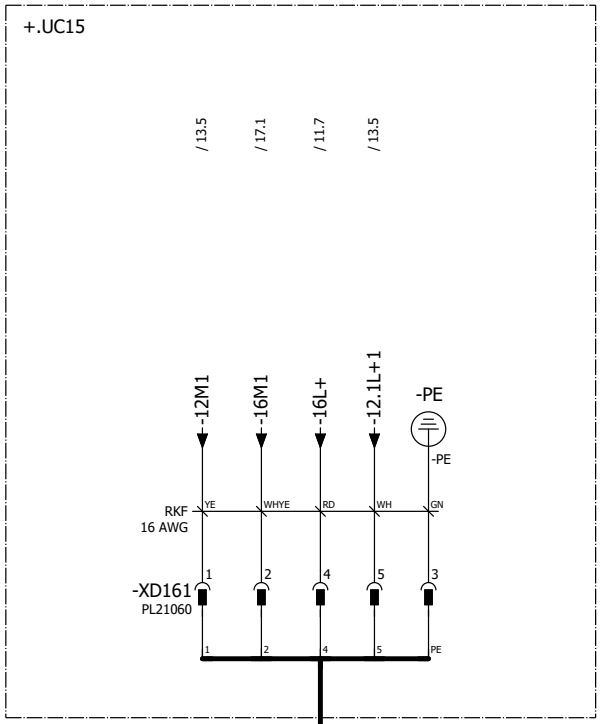

POWER IN / POWER OUT

Pin 1: 0 V UA
Pin 2: 0 V US
Pin 3: FE
Pin 4: +24 V US / 9 A
Pin 5: +24 V UA / 9 A

Pin #	WIRE	COLOR
Pin 1	-12M1	YE
Pin 2	-16M1	WHYE
Pin 3	GND	GN
Pin 4	-16L+	RD
Pin 5	-12.1L+1	WH

-SWITCHEDPWR2
=V1CL3KF1+.CL3/1.1

			Date	9/23/2022	Volvo Trucks North America	Valiant TMS	24VDC Switched Power 2	Drawing name: =2V03&EFS-EL	= V1WC4
			Ed.	MKLEPADLO					+ V1UC15
			Appr		P6700 Underbody Floor Skin - Cell 2V03			Document type: EFS	Project nr: 22-16151
Modification	Date	Name	Original		Replacement of / Replaced by	Scale 1:1			Page 21 / 1721

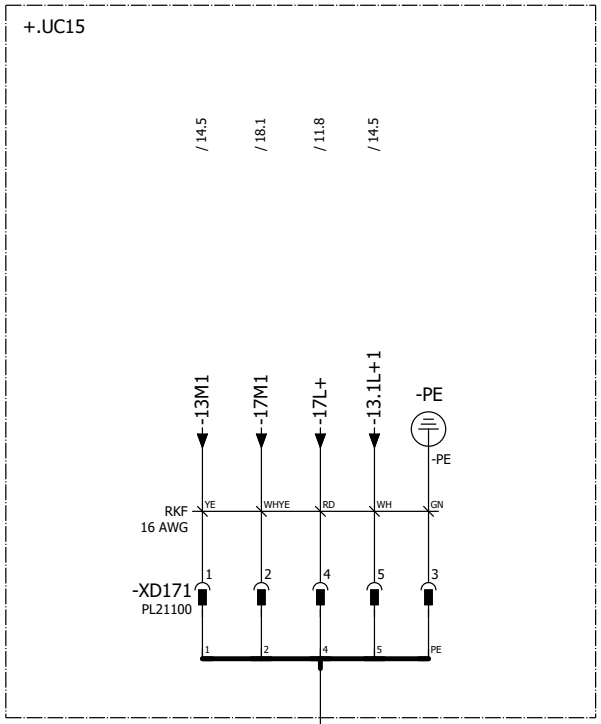

POWER IN / POWER OUT

Pin 1: 0 V UA
Pin 2: 0 V US
Pin 3: FE
Pin 4: +24 V US / 9 A
Pin 5: +24 V UA / 9 A

Pin #	WIRE	COLOR
Pin 1	-13M1	YE
Pin 2	-17M1	WHYE
Pin 3	GND	GN
Pin 4	-17L+	RD
Pin 5	-13.1L+1	WH

-SWITCHEDPWR3

21

23

			Date	9/23/2022	Volvo Trucks North America	Valiant TMS	24VDC Switched Power 3	Drawing name: =2V03&EFS-EL	= V1WC4	
			Ed.	MKLEPADLO					+ V1UC15	
			Appr		P6700 Underbody Floor Skin - Cell 2V03			Document type: EFS	Project nr: 22-16151	Page 22
Modification	Date	Name	Original		Replacement of / Replaced by	Scale 1:1				1721

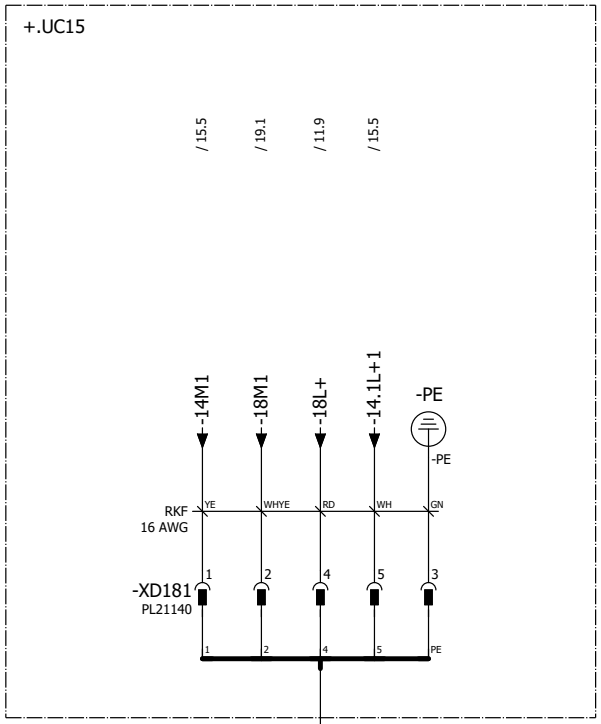

POWER IN / POWER OUT

Pin 1: 0 V UA
Pin 2: 0 V US
Pin 3: FE
Pin 4: +24 V US / 9 A
Pin 5: +24 V UA / 9 A

Pin #	WIRE	COLOR
Pin 1	-14M1	YE
Pin 2	-18M1	WHYE
Pin 3	GND	GN
Pin 4	-18L+	RD
Pin 5	-14.1L+1	WH

-SWITCHEDPWR4

			Date	9/23/2022	Volvo Trucks North America	Valiant TMS	24VDC Switched Power 4	Drawing name: =2V03&EFS-EL	= V1WC4
			Ed.	MKLEPADLO					+ V1UC15
			Appr		P6700 Underbody Floor Skin - Cell 2V03			Document type: EFS	Project nr: 22-16151
Modification	Date	Name	Original		Replacement of / Replaced by	Scale 1:1			Page 23 / 1721

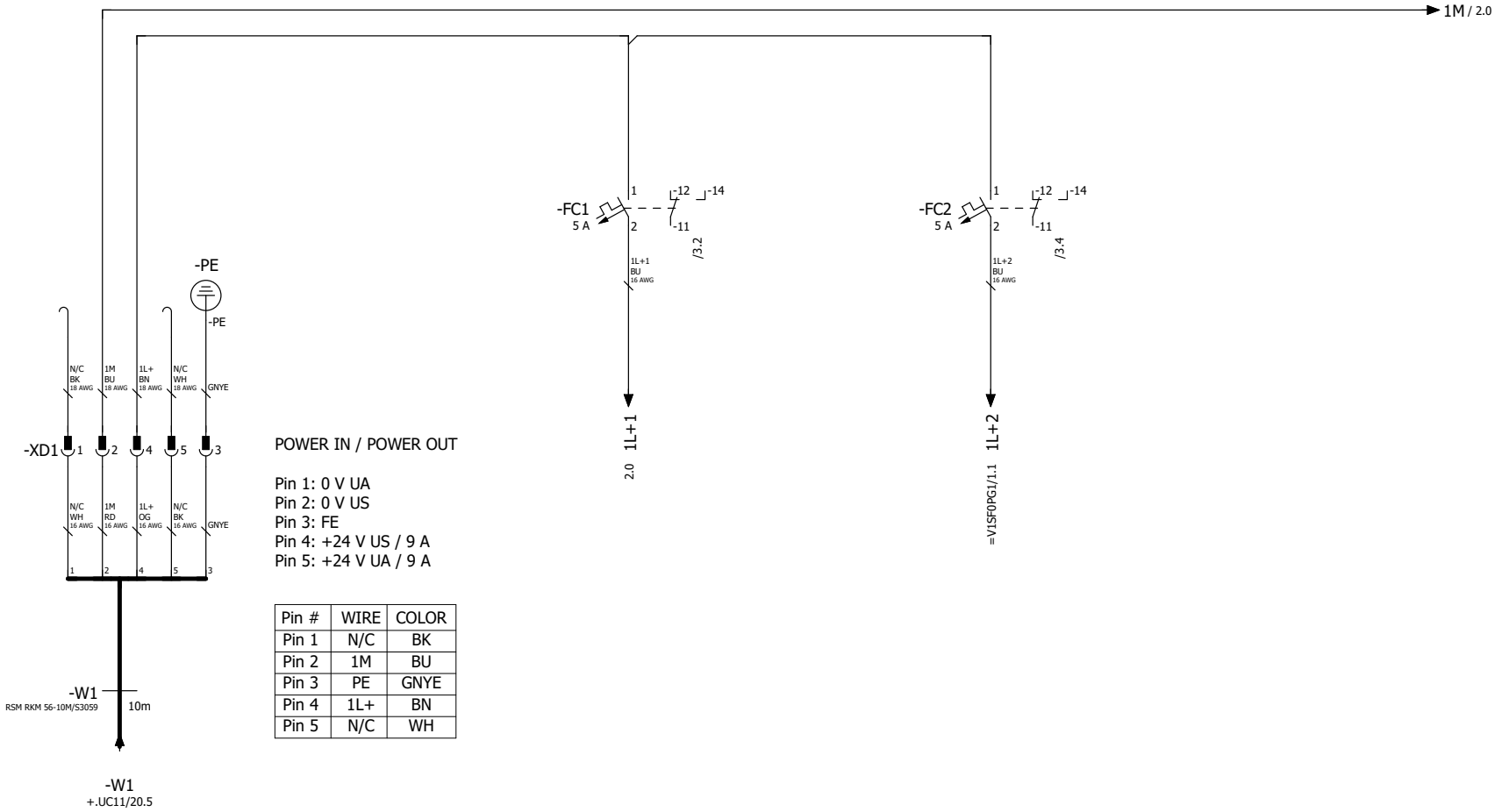

POWER IN / POWER OUT

Pin 1: 0 V UA
Pin 2: 0 V US
Pin 3: FE
Pin 4: +24 V US / 9 A
Pin 5: +24 V UA / 9 A

Pin #	WIRE	COLOR
Pin 1	N/C	BK
Pin 2	1M	BU
Pin 3	PE	GNYE
Pin 4	1L+	BN
Pin 5	N/C	WH

Power Distribution 24 VDC Display

Power Distribution 24 VDC ET200

+.UC15/23

2

			Date	10/31/2022	Volvo Trucks North America	Valiant TMS	Incomming power supply 24 VDC	Drawing name: =2V03&EFS-EL	= V1WC4	
			Ed.	MKLEPADLO					+ V1UC32	
			Appr		P6700 Underbody Floor Skin - Cell 2V03			Document type: EFS	Project nr: 22-16151	Page 1
Modification	Date	Name	Original		Replacement of / Replaced by	Scale 1:1				1721

			Date	9/23/2022	Volvo Trucks North America		Valiant TMS	Power distribution 24VDC 1L+	Drawing name: =2V03&EFS-EL		= V1WC4
			Ed.	MKLEPADLO							+ V1UC32
			Appr		P6700 Underbody Floor Skin - Cell 2V03		Scale 1:1		Document type: EFS	Project nr: 22-16151	Page 2
Modification	Date	Name	Original		Replacement of	Replaced by					1721

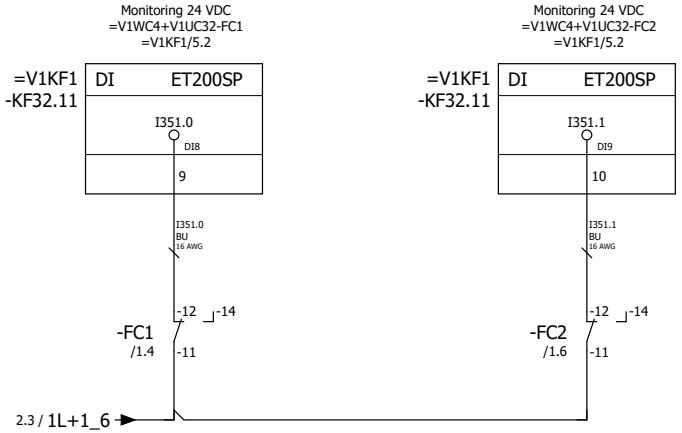

			Date	9/23/2022	Volvo Trucks North America		Valiant TMS	Monitoring 24VDC	Drawing name: =2V03&EFS-EL	= V1WC4	
			Ed.	MKLEPADLO						+ V1UC32	
			Appr		P6700 Underbody Floor Skin - Cell 2V03				Document type: EFS	Project nr: 22-16151	Page 3
Modification	Date	Name	Original		Replacement of	Replaced by	Scale 1:1				1721

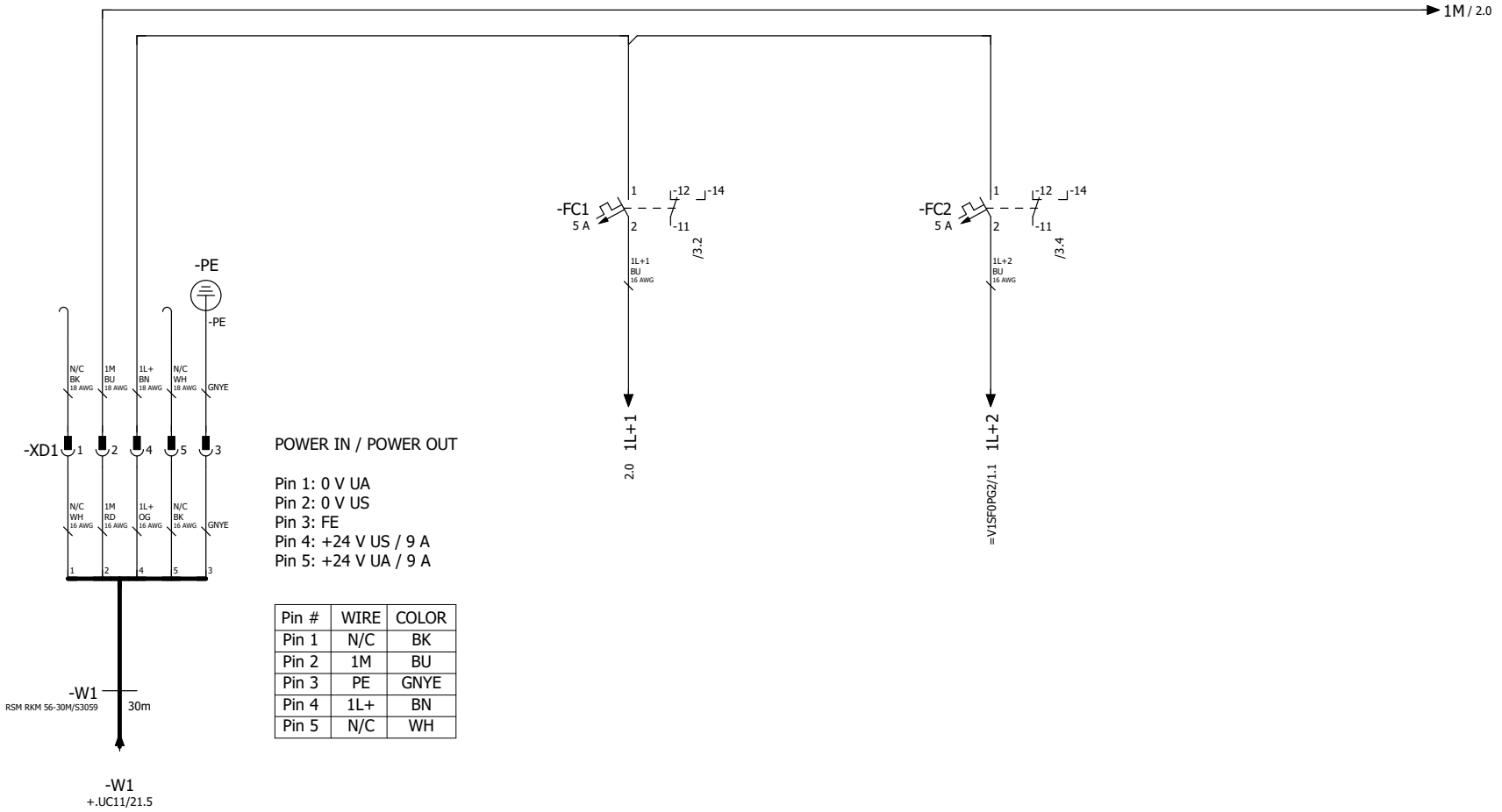

POWER IN / POWER OUT

Pin 1: 0 V UA
Pin 2: 0 V US
Pin 3: FE
Pin 4: +24 V US / 9 A
Pin 5: +24 V UA / 9 A

Pin #	WIRE	COLOR
Pin 1	N/C	BK
Pin 2	1M	BU
Pin 3	PE	GNYE
Pin 4	1L+	BN
Pin 5	N/C	WH

Power Distribution 24 VDC Display

Power Distribution 24 VDC ET200

+.UC32/3

2

			Date	10/31/2022	Volvo Trucks North America	Valiant TMS	Incomming power supply 24 VDC	Drawing name: =2V03&EFS-EL	= V1WC4	
			Ed.	MKLEPADLO					+ V1UC33	
			Appr		P6700 Underbody Floor Skin - Cell 2V03			Document type: EFS	Project nr: 22-16151	Page 1
Modification	Date	Name	Original		Replacement of / Replaced by	Scale 1:1				1721

			Date	9/23/2022	Volvo Trucks North America		Valiant TMS	Power distribution 24VDC 1L+	Drawing name: =2V03&EFS-EL		= V1WC4
			Ed.	MKLEPADLO							+ V1UC33
			Appr		P6700 Underbody Floor Skin - Cell 2V03		Scale 1:1		Document type: EFS	Project nr: 22-16151	Page 2
Modification	Date	Name	Original		Replacement of	Replaced by					1721

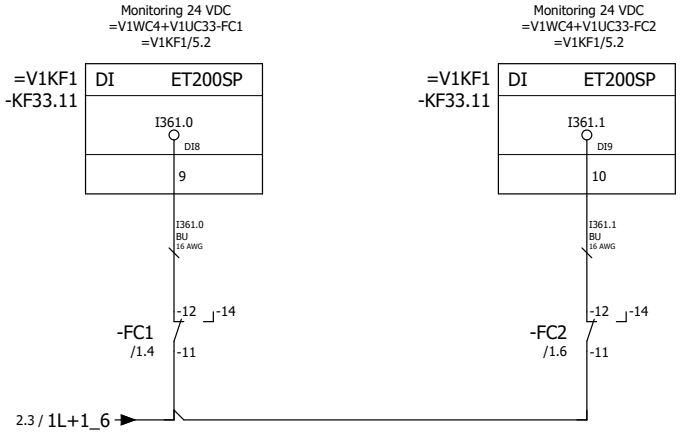

			Date	9/23/2022	Volvo Trucks North America		Valiant TMS	Monitoring 24VDC	Drawing name: =2V03&EFS-EL	= V1WC4	
			Ed.	MKLEPADLO						+ V1UC33	
			Appr		P6700 Underbody Floor Skin - Cell 2V03				Document type: EFS	Project nr: 22-16151	Page 3
Modification	Date	Name	Original		Replacement of	Replaced by	Scale 1:1				1721

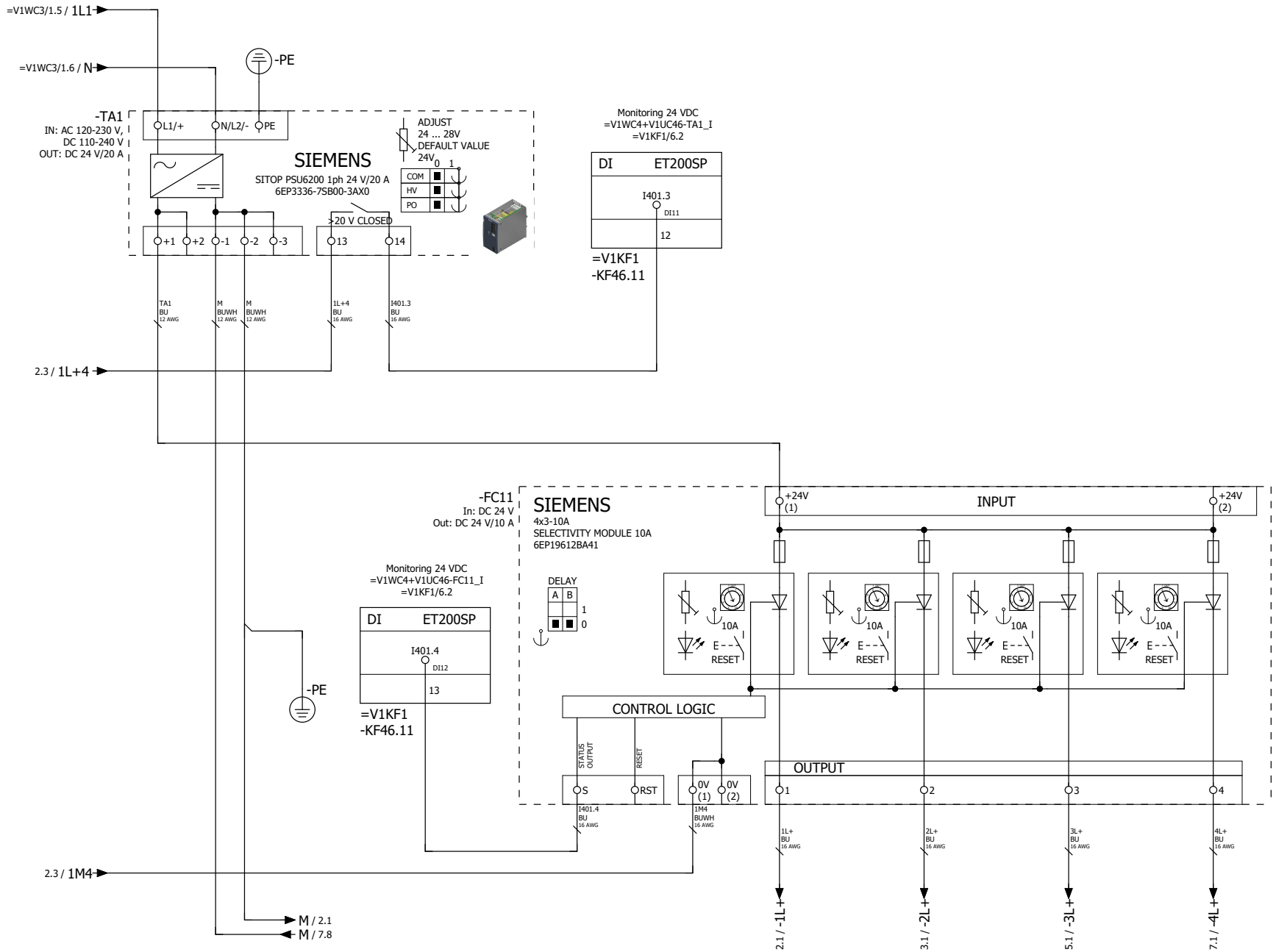

+.UC33/3

2

			Date	9/23/2022	Volvo Trucks North America	Valiant TMS	Power distribution 24VDC for Inputs	Drawing name: =2V03&EFS-EL	= V1WC4
			Ed.	MKLEPADLO					+ V1UC46
			Appr		P6700 Underbody Floor Skin - Cell 2V03			Document type: EFS	Project nr: 22-16151
Modification	Date	Name	Original		Replacement of / Replaced by	Scale 1:1			Page 1 / 1721



			Date	9/23/2022	Volvo Trucks North America		Valiant TMS	Power distribution 24VDC 1L+	Drawing name: =2V03&EFS-EL	= V1WC4	
			Ed.	MKLEPADLO						+ V1UC46	
			Appr		P6700 Underbody Floor Skin - Cell 2V03				Document type: EFS	Project nr: 22-16151	Page 2
Modification	Date	Name	Original		Replacement of	Replaced by	Scale 1:1				1721



			Date	9/23/2022	Volvo Trucks North America		Valiant TMS	Power distribution 24VDC 2L+	Drawing name: =2V03&EFS-EL	= V1WC4	
			Ed.	MKLEPADLO						+ V1UC46	
			Appr		P6700 Underbody Floor Skin - Cell 2V03		Scale 1:1		Document type: EFS	Project nr: 22-16151	Page 3
Modification	Date	Name	Original		Replacement of	Replaced by					1721

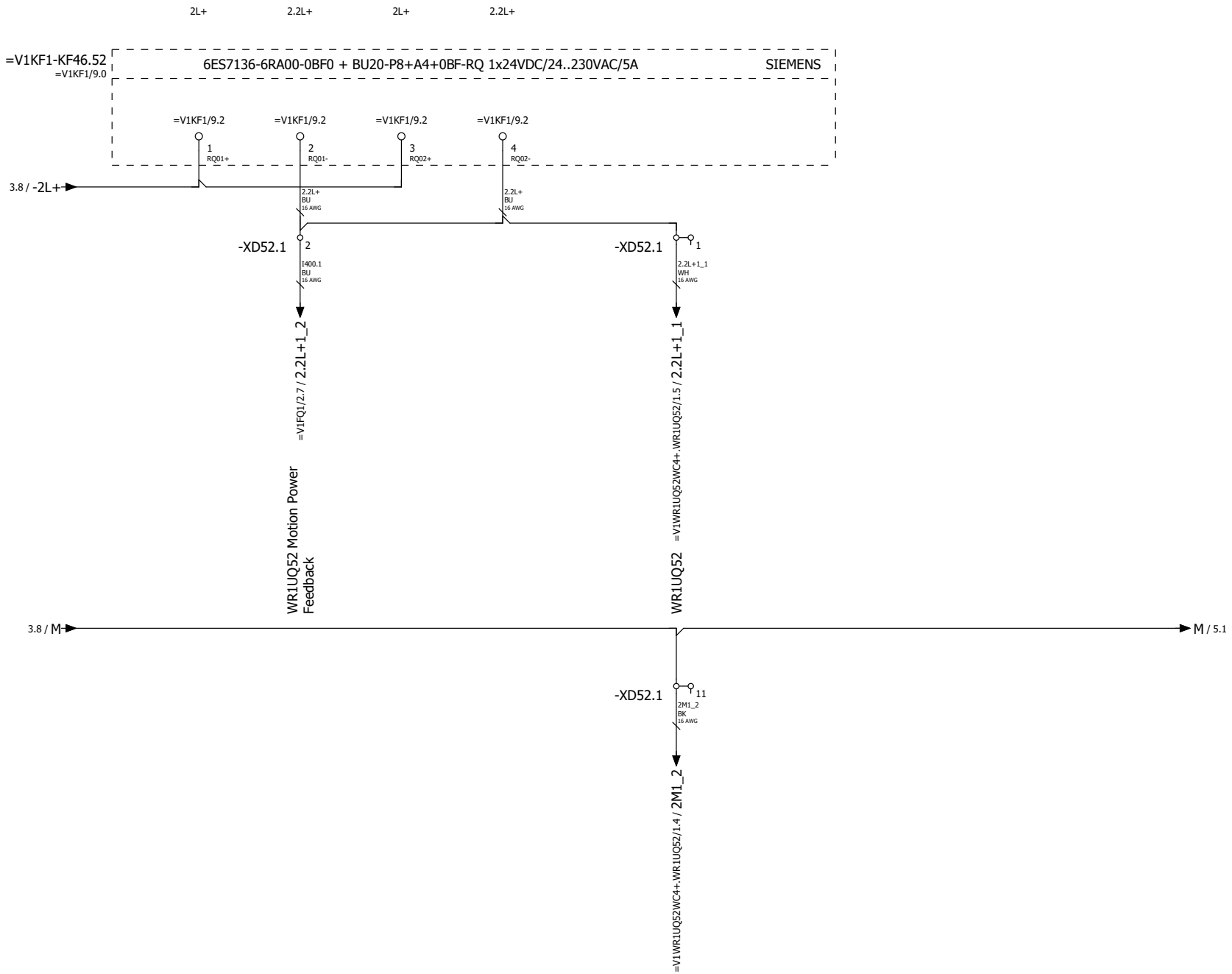

			Date	9/23/2022	Volvo Trucks North America		Valiant TMS	Power distribution 24VDC 2L+	Drawing name: =2V03&EFS-EL		= V1WC4
			Ed.	MKLEPADLO							+ V1UC46
			Appr		P6700 Underbody Floor Skin - Cell 2V03		Scale 1:1		Document type: EFS	Project nr: 22-16151	Page 4
Modification	Date	Name	Original		Replacement of	Replaced by					1721

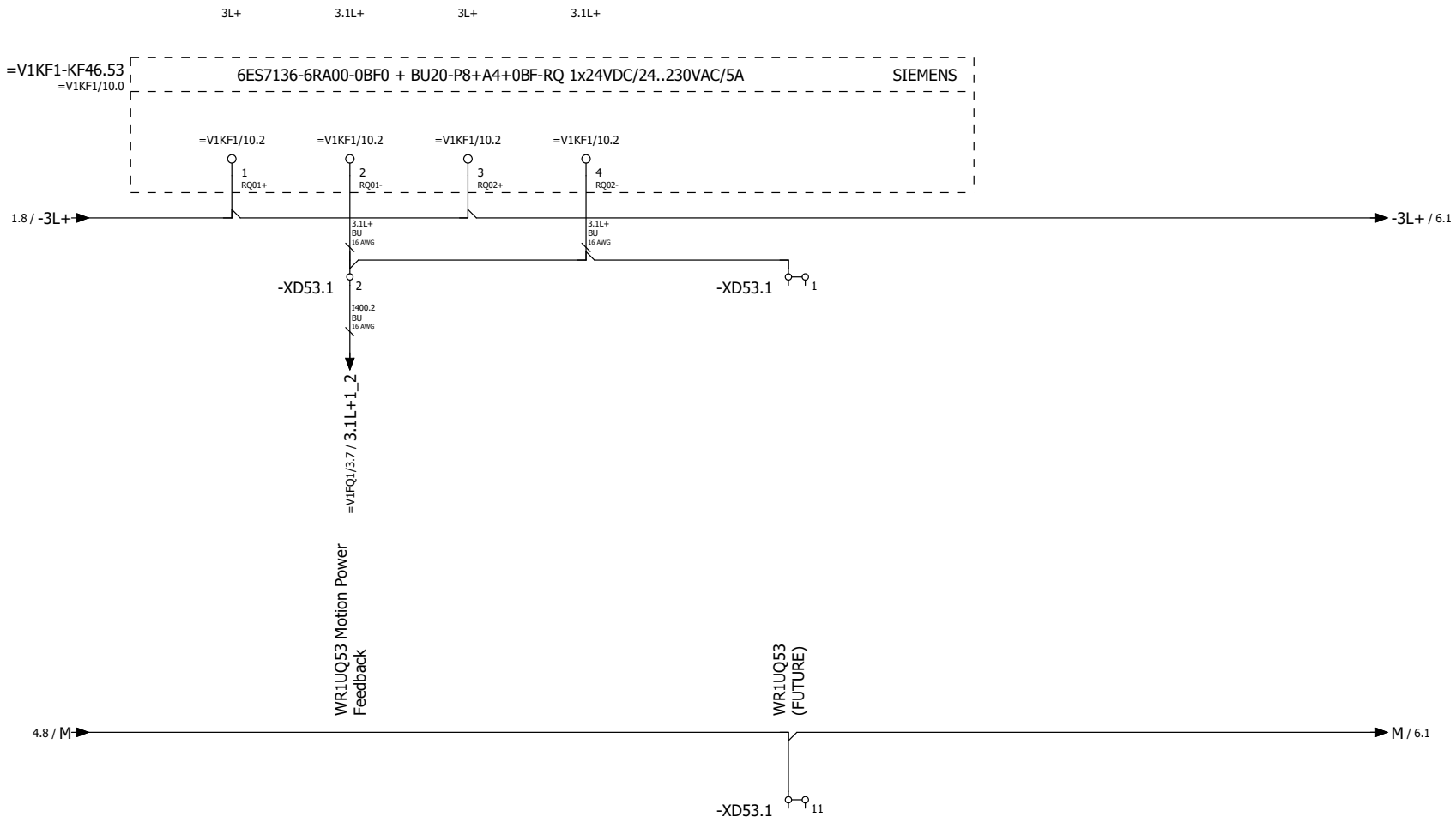

			Date	9/24/2022	Volvo Trucks North America		Valiant TMS	Power distribution 24VDC 3L+	Drawing name: =2V03&EFS-EL		= V1WC4
			Ed.	MKLEPADLO							+ V1UC46
			Appr		P6700 Underbody Floor Skin - Cell 2V03				Document type: EFS	Project nr: 22-16151	Page 5
Modification	Date	Name	Original		Replacement of	Replaced by	Scale 1:1				1721

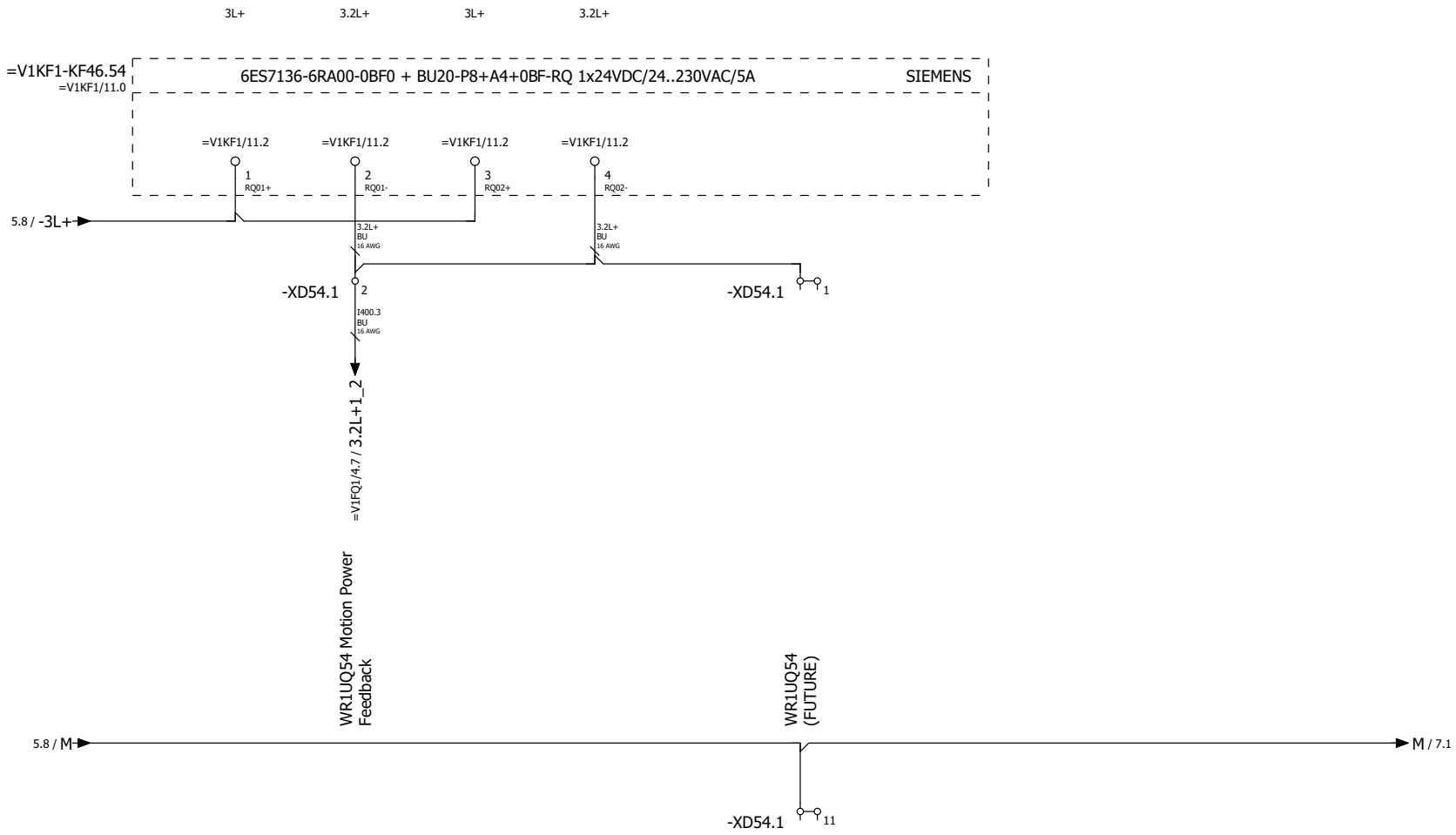

			Date	9/24/2022	Volvo Trucks North America		Valiant TMS	Power distribution 24VDC 3L+	Drawing name: =2V03&EFS-EL		= V1WC4
			Ed.	MKLEPADLO							+ V1UC46
			Appr		P6700 Underbody Floor Skin - Cell 2V03				Document type: EFS	Project nr: 22-16151	Page 6
Modification	Date	Name	Original		Replacement of	Replaced by	Scale 1:1				1721



6

=V1WR1BG0+.WR1/1

			Date	9/23/2022	Volvo Trucks North America		Valiant TMS	Power distribution 24VDC 4L+	Drawing name: =2V03&EFS-EL	= V1WC4	
			Ed.	MKLEPADLO						+ V1UC46	
			Appr		P6700 Underbody Floor Skin - Cell 2V03				Document type: EFS	Project nr: 22-16151	Page 7
Modification	Date	Name	Original		Replacement of	Replaced by	Scale 1:1				1721

VERIFY WHAT TYPE SWITCHES ARE USED. Supplied by WEISS
RWD - switch part # not listed

BG01 - Pepperl & Fuchs U-sensor (P+F via Weiss)
BG02~04 - Turck Cube sensor (Turck via Weiss)

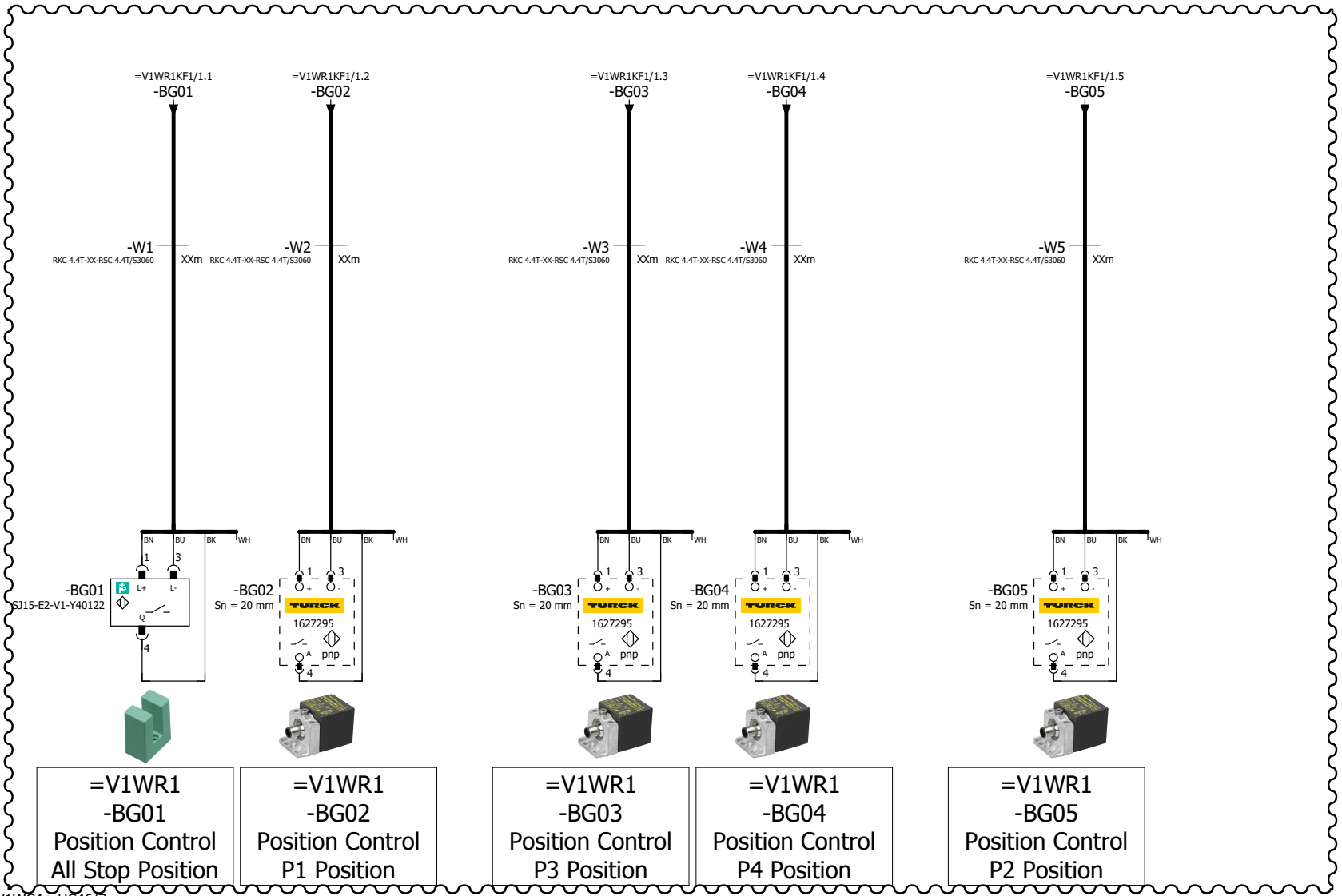

=V1WC4+.UC46/7

=V1WR1KF1/1

			Date	9/23/2022	Volvo Trucks North America	Valiant TMS	TURNTABLE POSITION SENSORS	Drawing name: =2V03&EFS-EL	= V1WR1BG0	
			Ed.	MKLEPADLO					+ V1WR1	
			Appr		P6700 Underbody Floor Skin - Cell 2V03	Scale 1:1		Document type: EFS	Project nr: 22-16151	Page 1
Modification	Date	Name	Original		Replacement of	Replaced by				1721

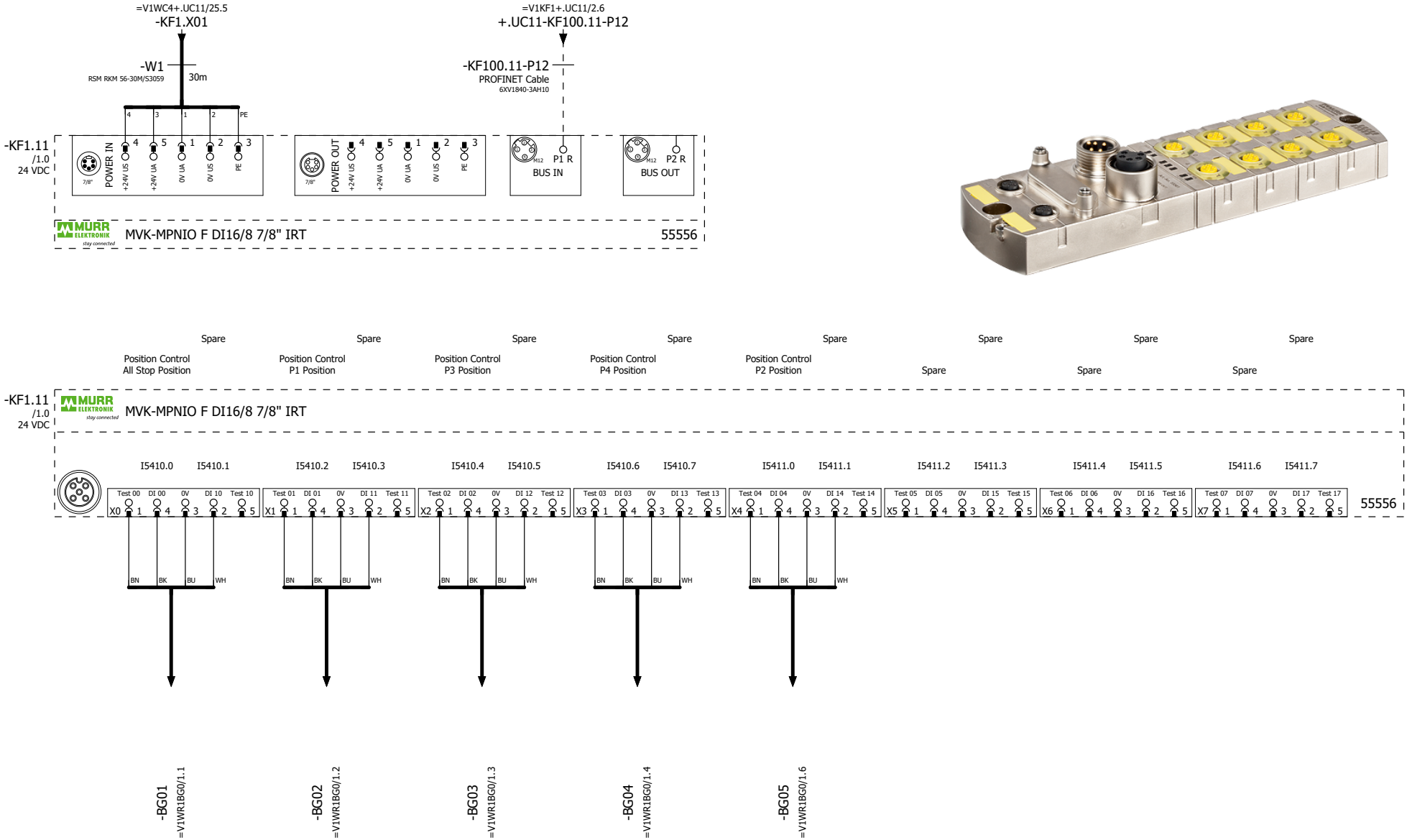

=V1WR1BG0/1

=V1WR1UQ51BG0+.WR1UQ51/1

			Date	9/23/2022	Volvo Trucks North America		Valiant TMS	MURR MODULE SAFE 16 IN	Drawing name: =2V03&EFS-EL	= V1WR1KF1	
			Ed.	MKLEPADLO						+ V1WR1	
			Appr		P6700 Underbody Floor Skin - Cell 2V03		Scale 1:1		Document type: EFS	Project nr: 22-16151	Page 1
Modification	Date	Name	Original		Replacement of	Replaced by					1721

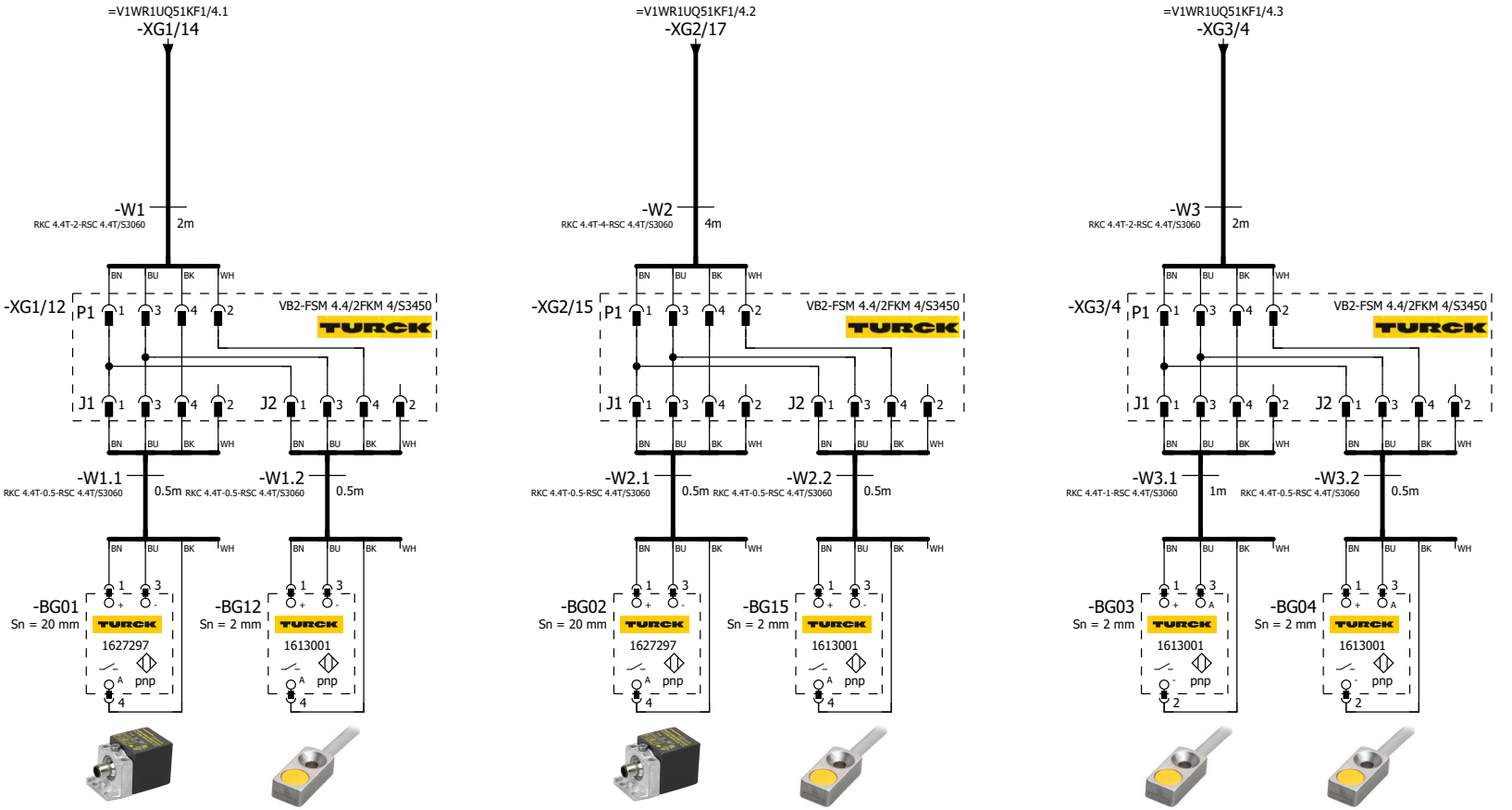

=V1WR1KF1+V1WR1/1

2

			Date	10/27/2022	Volvo Trucks North America		Valiant TMS	SENSORS	Drawing name: =2V03&EFS-EL	= V1WR1UQ51BG0	
			Ed.	MKLEPADLO						+ V1WR1UQ51	
			Appr		P6700 Underbody Floor Skin - Cell 2V03		Scale 1:1		Document type: EFS	Project nr: 22-16151	Page 1
Modification	Date	Name	Original		Replacement of	Replaced by					1721

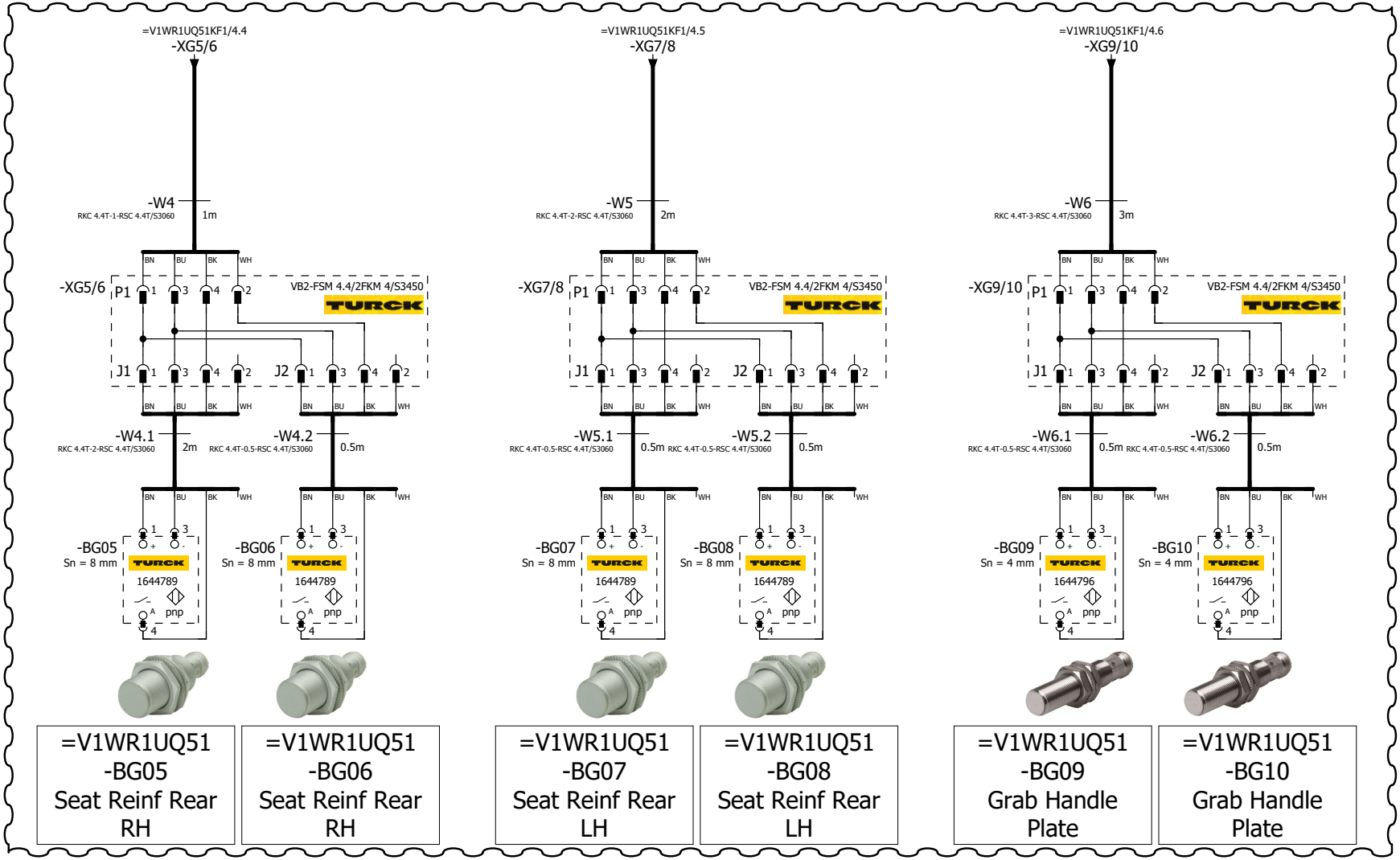

=V1WR1UQ51 -BG05 Seat Reinf Rear RH	=V1WR1UQ51 -BG06 Seat Reinf Rear RH	=V1WR1UQ51 -BG07 Seat Reinf Rear LH	=V1WR1UQ51 -BG08 Seat Reinf Rear LH	=V1WR1UQ51 -BG09 Grab Handle Plate	=V1WR1UQ51 -BG10 Grab Handle Plate

			Date	10/27/2022	Volvo Trucks North America	Valiant TMS	SENSORS	Drawing name: =2V03&EFS-EL	= V1WR1UQ51BG0
			Ed.	MKLEPADLO					+ V1WR1UQ51
			Appr		P6700 Underbody Floor Skin - Cell 2V03	Scale 1:1		Document type: EFS	Project nr: 22-16151
Modification	Date	Name	Original		Replacement of / Replaced by				Page 2 / 1721

=V1WR1UQ51KF1/4.8
-BG11

-W7
RKC 4.4T-2-RSC 4.4T/S3060
2m

BN BU BK WH

-BG11
Sn = 4 mm
TURCK
1644796
pnp

=V1WR1UQ51
-BG11
Stiffening Plate

=V1WR1UQ51KF1/4.9
-XG12/13

-W8
RKC 4.4T-3-RSC 4.4T/S3060
3m

BN BU BK WH

-XG13/14
P1 1 3 4 2
VB2-FSM 4.4/2FKM 4/S3450
TURCK

J1 1 3 4 2
J2 1 3 4 2

BN BU BK WH

-W8.1
RKC 4.4T-2-RSC 4.4T/S3060
2m

-W8.2
RKC 4.4T-1-RSC 4.4T/S3060
1m

BN BU BK WH

-BG13
Sn = 2 mm
TURCK
1613001
pnp

-BG14
Sn = 2 mm
TURCK
1613001
pnp

=V1WR1UQ51
-BG13
Floor Tether
Anchor Plate

=V1WR1UQ51
-BG14
Floor Tether
Anchor Plate

2

=V1WR1UQ51KF1/1

			Date	10/27/2022	Volvo Trucks North America		Valiant TMS	SENSORS	Drawing name: =2V03&EFS-EL	= V1WR1UQ51BG0
			Ed.	MKLEPADLO						+ V1WR1UQ51
			Appr		P6700 Underbody Floor Skin - Cell 2V03		Scale 1:1		Document type: EFS	Project nr: 22-16151
Modification	Date	Name	Original		Replacement of	Replaced by				Page 3 / 1721

=V1WR1UQ51WC4/1.5 / W1.1

=V1KF1+.UC46/2.6 / +.UC46-KF100.46-P3

KF1-P2 / =V1WR1UQ51KF2/1.3

-W1.1
RSM RKM 56-1M/S3059
1m

-KF100.46-P3
PROFINET Cable
6XV1840-3AH10

-KF1

X20 M12, 7/8" 1 2 PE 4 5
0V_VAL / OUT
0V_EL / SEN
FE
24V_EL / SEN
24V_VAL / OUT

-TP1 -TP2

ON OFF 1 2 1 2

FESTO
Bus node + Interlinking block
548755 + 550208

-KF1.11

FESTO
CPX-M-AB-8-M12X2-5POL
549335

I2000.0	DI 0 X1:4	V1WR1UQ51UQ1.1-BGR	Clamp 1 (RESET)
I2000.1	DI 1 X1:2	V1WR1UQ51UQ1.1-BGS	Clamp 1 (SET)
I2000.2	DI 2 X2:4	V1WR1UQ51UQ1.2-BGR	Clamp 1 (RESET)
I2000.3	DI 3 X2:2	V1WR1UQ51UQ1.2-BGS	Clamp 1 (SET)
I2000.4	DI 4 X3:4	V1WR1UQ51UQ1.3-BGR	Clamp 1 (RESET)
I2000.5	DI 5 X3:2	V1WR1UQ51UQ1.3-BGS	Clamp 1 (SET)
I2000.6	DI 6 X4:4	V1WR1UQ51UQ1.4-BGR	Clamp 1 (RESET)
I2000.7	DI 7 X4:2	V1WR1UQ51UQ1.4-BGS	Clamp 1 (SET)
I2001.0	DI 8 X5:4	V1WR1UQ51UQ2.1-BGR	Clamp 2 (RESET)
I2001.1	DI 9 X5:2	V1WR1UQ51UQ2.1-BGS	Clamp 2 (SET)
I2001.2	DI 10 X6:4	V1WR1UQ51UQ2.2-BGR	Clamp 2 (RESET)
I2001.3	DI 11 X6:2	V1WR1UQ51UQ2.2-BGS	Clamp 2 (SET)
I2001.4	DI 12 X7:4	V1WR1UQ51UQ2.3-BGR	Clamp 2 (RESET)
I2001.5	DI 13 X7:2	V1WR1UQ51UQ2.3-BGS	Clamp 2 (SET)
I2001.6	DI 14 X8:4	V1WR1UQ51UQ2.4-BGR	Clamp 2 (RESET)
I2001.7	DI 15 X8:2	V1WR1UQ51UQ2.4-BGS	Clamp 2 (SET)

X1 24V DI 1 0V DI 0 FE — BN WH BU BK
X2 24V DI 3 0V DI 2 FE — BN WH BU BK
X3 24V DI 5 0V DI 4 FE — BN WH BU BK
X4 24V DI 7 0V DI 6 FE — BN WH BU BK
X5 24V DI 9 0V DI 8 FE — BN WH BU BK
X6 24V DI 11 0V DI 10 FE — BN WH BU BK
X7 24V DI 13 0V DI 12 FE — BN WH BU BK
X8 24V DI 15 0V DI 14 FE — BN WH BU BK

+.WR1UQ51UQ1.1-W1 =V1WR1UQ51UQ1+.WR1UQ51UQ1/1.1
+.WR1UQ51UQ1.2-W1 =V1WR1UQ51UQ1+.WR1UQ51UQ1/1.2
+.WR1UQ51UQ1.3-W1 =V1WR1UQ51UQ1+.WR1UQ51UQ1/1.4
+.WR1UQ51UQ1.4-W1 =V1WR1UQ51UQ1+.WR1UQ51UQ1/1.5
+.WR1UQ51UQ2.1-W1 =V1WR1UQ51UQ2+.WR1UQ51UQ2/1.1
+.WR1UQ51UQ2.2-W1 =V1WR1UQ51UQ2+.WR1UQ51UQ2/1.2
+.WR1UQ51UQ2.3-W1 =V1WR1UQ51UQ2+.WR1UQ51UQ2/1.4
+.WR1UQ51UQ2.4-W1 =V1WR1UQ51UQ2+.WR1UQ51UQ2/1.5

=V1WR1UQ51BG0/3

2

			Date	9/23/2022	Volvo Trucks North America	Valiant TMS	CONNECTING MOD. FOR VTSA MANIFOLD	Drawing name: =2V03&EFS-EL	= V1WR1UQ51KF1	
			Ed.	MKLEPADLO					+ V1WR1UQ51	
			Appr		P6700 Underbody Floor Skin - Cell 2V03			Document type: EFS	Project nr: 22-16151	Page 1
Modification	Date	Name	Original		Replacement of	Replaced by	Scale 1:1			1721

-KF1.12

FESTO

CPX-M-AB-8-M12X2-5POL

549335

I2002.0	DI 0 X1:4	V1WR1UQ51UQ3.1-BGR	Clamp 3 (RESET)
I2002.1	DI 1 X1:2	V1WR1UQ51UQ3.1-BGS	Clamp 3 (SET)
I2002.2	DI 2 X2:4	V1WR1UQ51UQ3.2-BGR	Clamp 3 (RESET)
I2002.3	DI 3 X2:2	V1WR1UQ51UQ3.2-BGS	Clamp 3 (SET)
I2002.4	DI 4 X3:4	V1WR1UQ51UQ9.1-BGR	Clamp 5 (RESET)
I2002.5	DI 5 X3:2	V1WR1UQ51UQ9.1-BGS	Clamp 5 (SET)
I2002.6	DI 6 X4:4	V1WR1UQ51UQ9.2-BGR	Clamp 5 (RESET)
I2002.7	DI 7 X4:2	V1WR1UQ51UQ9.2-BGS	Clamp 5 (SET)
I2003.0	DI 8 X5:4	V1WR1UQ51UQ4.1-BGR	Clamp 4 (RESET)
I2003.1	DI 9 X5:2	V1WR1UQ51UQ4.1-BGS	Clamp 4 (SET)
I2003.2	DI 10 X6:4	V1WR1UQ51UQ4.2-BGR	Clamp 4 (RESET)
I2003.3	DI 11 X6:2	V1WR1UQ51UQ4.2-BGS	Clamp 4 (SET)
I2003.4	DI 12 X7:4	V1WR1UQ51UQ4.3-BGR	Clamp 4 (RESET)
I2003.5	DI 13 X7:2	V1WR1UQ51UQ4.3-BGS	Clamp 4 (SET)
I2003.6	DI 14 X8:4	V1WR1UQ51UQ7.1-BGR	Shot Pin 1 (RESET)
I2003.7	DI 15 X8:2	V1WR1UQ51UQ7.1-BGS	Shot Pin 1 (SET)

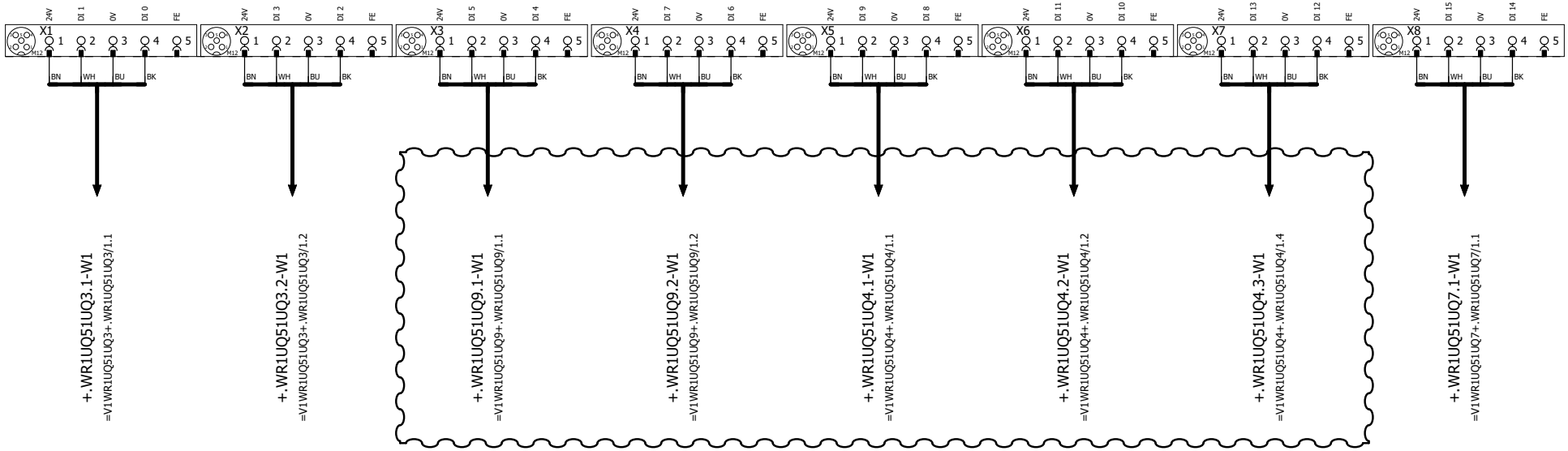

1 3

			Date	10/1/2022	Volvo Trucks North America	Valiant TMS	I/O MOD. DI16 (8 x M12) FOR VTSA-F	Drawing name: =2V03&EFS-EL	= V1WR1UQ51KF1	
			Ed.	MKLEPADLO					+ V1WR1UQ51	
			Appr		P6700 Underbody Floor Skin - Cell 2V03	Scale 1:1		Document type: EFS	Project nr: 22-16151	Page 2
Modification	Date	Name	Original		Replacement of / Replaced by					1721

I2004.0 DI 0 X1:4	V1WR1UQ51UQ7.2-BGR	Shot Pin 1 (RESET)
I2004.1 DI 1 X1:2	V1WR1UQ51UQ7.2-BGS	Shot Pin 1 (SET)
I2004.2 DI 2 X2:4	V1WR1UQ51UQ7.3-BGR	Shot Pin 1 (RESET)
I2004.3 DI 3 X2:2	V1WR1UQ51UQ7.3-BGS	Shot Pin 1 (SET)
I2004.4 DI 4 X3:4	V1WR1UQ51UQ7.4-BGR	Shot Pin 1 (RESET)
I2004.5 DI 5 X3:2	V1WR1UQ51UQ7.4-BGS	Shot Pin 1 (SET)
I2004.6 DI 6 X4:4	V1WR1UQ51UQ7.5-BGR	Shot Pin 1 (RESET)
I2004.7 DI 7 X4:2	V1WR1UQ51UQ7.5-BGS	Shot Pin 1 (SET)
I2005.0 DI 8 X5:4	V1WR1UQ51UQ7.6-BGR	Shot Pin 1 (RESET)
I2005.1 DI 9 X5:2	V1WR1UQ51UQ7.6-BGS	Shot Pin 1 (SET)
I2005.2 DI 10 X6:4	V1WR1UQ51UQ8.1-BGR	Shot Pin 2 (RESET)
I2005.3 DI 11 X6:2	V1WR1UQ51UQ8.1-BGS	Shot Pin 2 (SET)
I2005.4 DI 12 X7:4	V1WR1UQ51UQ8.2-BGR	Shot Pin 2 (RESET)
I2005.5 DI 13 X7:2	V1WR1UQ51UQ8.2-BGS	Shot Pin 2 (SET)
I2005.6 DI 14 X8:4	I2005.6	Spare
I2005.7 DI 15 X8:2	I2005.7	Spare

-KF1.13

FESTO

CPX-M-AB-8-M12X2-5POL

549335

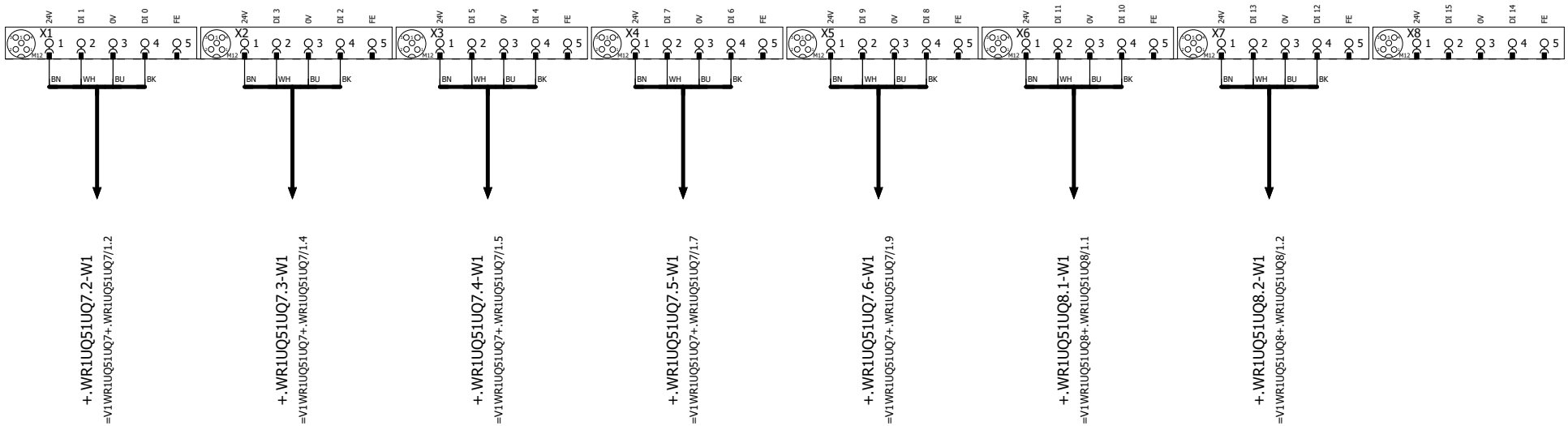

			Date	9/23/2022	Volvo Trucks North America	Valiant TMS	I/O MOD. DI16 (8 x M12) FOR VTSA-F	Drawing name: =2V03&EFS-EL	= V1WR1UQ51KF1	
			Ed.	MKLEPADLO					+ V1WR1UQ51	
			Appr		P6700 Underbody Floor Skin - Cell 2V03	Scale 1:1		Document type: EFS	Project nr: 22-16151	Page 3
Modification	Date	Name	Original		Replacement of / Replaced by					1721

KF1.14

FESTO

CPX-M-AB-8-M12X2-5POL

549335

I2006.0	DI 0 X1:4	V1WR1UQ51-BG01	Sensor Front Floor Panel
I2006.1	DI 1 X1:2	V1WR1UQ51-BG12	Sensor Floor Tether Anchor Plate
I2006.2	DI 2 X2:4	V1WR1UQ51-BG02	Sensor Front Floor Panel
I2006.3	DI 3 X2:2	V1WR1UQ51-BG15	Sensor Floor Tether Anchor Plate
I2006.4	DI 4 X3:4	V1WR1UQ51-BG03	Sensor Seat Reinf Front LH
I2006.5	DI 5 X3:2	V1WR1UQ51-BG04	Sensor Seat Reinf Front RH
I2006.6	DI 6 X4:4	V1WR1UQ51-BG05	Sensor Seat Reinf Rear RH
I2006.7	DI 7 X4:2	V1WR1UQ51-BG06	Sensor Seat Reinf Rear RH
I2007.0	DI 8 X5:4	V1WR1UQ51-BG07	Sensor Seat Reinf Rear LH
I2007.1	DI 9 X5:2	V1WR1UQ51-BG08	Sensor Seat Reinf Rear LH
I2007.2	DI 10 X6:4	V1WR1UQ51-BG09	Sensor Grab Handle Plate
I2007.3	DI 11 X6:2	V1WR1UQ51-BG10	Sensor Grab Handle Plate
I2007.4	DI 12 X7:4	V1WR1UQ51-BG11	Sensor Stiffening Plate
I2007.5	DI 13 X7:2	I2007.5	Spare
I2007.6	DI 14 X8:4	V1WR1UQ51-BG13	Sensor Floor Tether Anchor Plate
I2007.7	DI 15 X8:2	V1WR1UQ51-BG14	Sensor Floor Tether Anchor Plate

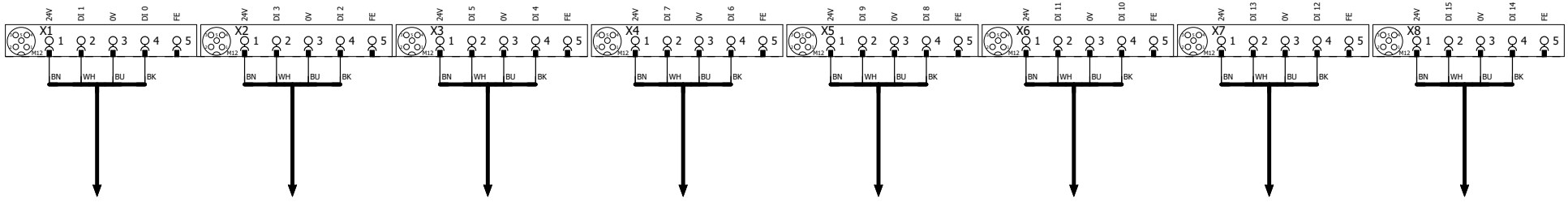

-XG1/14 =V1WR1UQ51BG0/1.1

-XG2/17 =V1WR1UQ51BG0/1.4

-XG3/4 =V1WR1UQ51BG0/1.6

-XG5/6 =V1WR1UQ51BG0/2.1

-XG7/8 =V1WR1UQ51BG0/2.4

-XG9/10 =V1WR1UQ51BG0/2.6

-BG11 =V1WR1UQ51BG0/3.1

-XG12/13 =V1WR1UQ51BG0/3.4

			Date	10/27/2022	Volvo Trucks North America		Valiant TMS	I/O MOD. DI16 (8 x M12) FOR VTSA-F	Drawing name: =2V03&EFS-EL	= V1WR1UQ51KF1	
			Ed.	MKLEPADLO						+ V1WR1UQ51	
			Appr		P6700 Underbody Floor Skin - Cell 2V03		Scale 1:1		Document type: EFS	Project nr: 22-16151	Page 4
Modification	Date	Name	Original		Replacement of	Replaced by					1721

-KF1.15

FESTO

CPX-M-AB-8-M12X2-5POL

549335

I2008.0	DI 0 X1:4	I2008.0	Spare
I2008.1	DI 1 X1:2	I2008.1	Spare
I2008.2	DI 2 X2:4	I2008.2	Spare
I2008.3	DI 3 X2:2	I2008.3	Spare
I2008.4	DI 4 X3:4	I2008.4	Spare
I2008.5	DI 5 X3:2	I2008.5	Spare
I2008.6	DI 6 X4:4	I2008.6	Spare
I2008.7	DI 7 X4:2	I2008.7	Spare
I2009.0	DI 8 X5:4	I2009.0	Spare
I2009.1	DI 9 X5:2	I2009.1	Spare
I2009.2	DI 10 X6:4	I2009.2	Spare
I2009.3	DI 11 X6:2	I2009.3	Spare
I2009.4	DI 12 X7:4	I2009.4	Spare
I2009.5	DI 13 X7:2	I2009.5	Spare
I2009.6	DI 14 X8:4	I2009.6	Spare
I2009.7	DI 15 X8:2	I2009.7	Spare

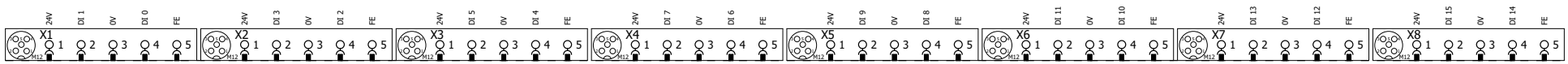

			Date	10/27/2022	Volvo Trucks North America	Valiant TMS	I/O MOD. DI16 (8 x M12) FOR VTSA-F	Drawing name: =2V03&EFS-EL	= V1WR1UQ51KF1
			Ed.	MKLEPADLO					+ V1WR1UQ51
			Appr		P6700 Underbody Floor Skin - Cell 2V03	Scale 1:1		Document type: EFS	Project nr: 22-16151
Modification	Date	Name	Original		Replacement of / Replaced by				Page 5 / 1721

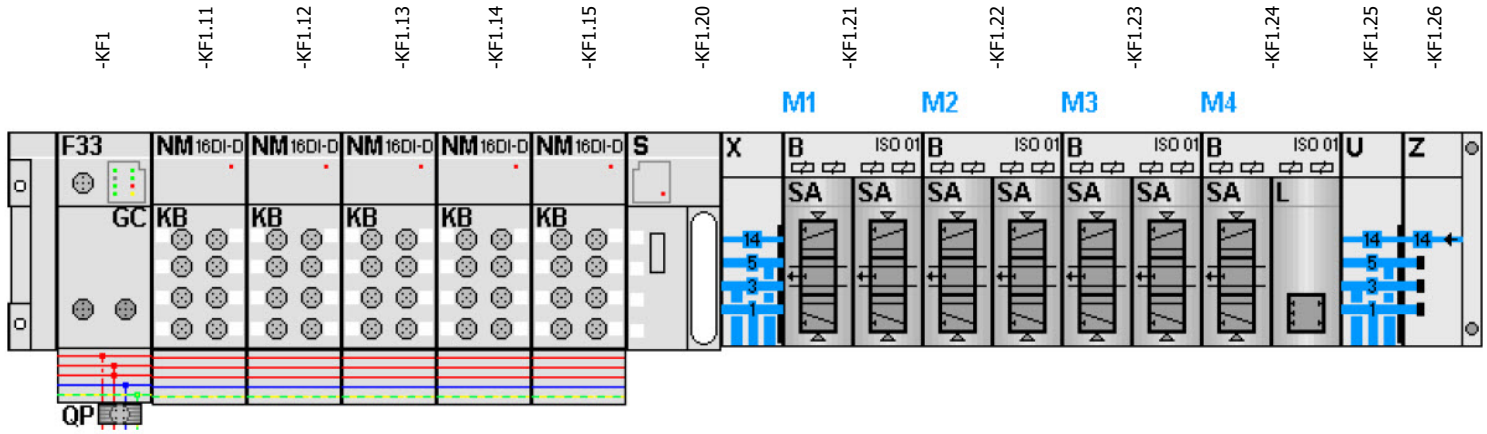

-KF1.21
=V1WR1UQ51UQ1+.WR1UQ51UQ1/1.3
=V1WR1UQ51UQ2+.WR1UQ51UQ2/1.3

FESTO

=V1WR1UQ51UQ1+.WR1UQ51UQ1/1.4	Q2000.0 DO 0 1.1	-QN1.1_Q	Clamps 1 (RST)
=V1WR1UQ51UQ1+.WR1UQ51UQ1/1.4	Q2000.1 DO 1 1.2	-QN1.2_Q	Clamps 1 (SET)
=V1WR1UQ51UQ2+.WR1UQ51UQ2/1.4	Q2000.2 DO 2 2.1	-QN2.1_Q	Clamps 2 (RST)
=V1WR1UQ51UQ2+.WR1UQ51UQ2/1.4	Q2000.3 DO 3 2.2	-QN2.2_Q	Clamps 2 (SET)

-KF1.22
=V1WR1UQ51UQ3+.WR1UQ51UQ3/1.3
=V1WR1UQ51UQ4+.WR1UQ51UQ4/1.3

FESTO

=V1WR1UQ51UQ3+.WR1UQ51UQ3/1.4	Q2000.4 DO 0 1.1	-QN3.1_Q	Clamps 3 (RST)
=V1WR1UQ51UQ3+.WR1UQ51UQ3/1.4	Q2000.5 DO 1 1.2	-QN3.2_Q	Clamps 3 (SET)
=V1WR1UQ51UQ4+.WR1UQ51UQ4/1.4	Q2000.6 DO 2 2.1	-QN4.1_Q	Clamps 4 (RST)
=V1WR1UQ51UQ4+.WR1UQ51UQ4/1.4	Q2000.7 DO 3 2.2	-QN4.2_Q	Clamps 4 (SET)

-KF1.23
=V1WR1UQ51UQ7+.WR1UQ51UQ7/1.3
=V1WR1UQ51UQ8+.WR1UQ51UQ8/1.3

FESTO

=V1WR1UQ51UQ7+.WR1UQ51UQ7/1.4	Q2001.0 DO 0 1.1	-QN5.1_Q	Shot Pins 1 (RST)
=V1WR1UQ51UQ7+.WR1UQ51UQ7/1.4	Q2001.1 DO 1 1.2	-QN5.2_Q	Shot Pins 1 (SET)
=V1WR1UQ51UQ8+.WR1UQ51UQ8/1.4	Q2001.2 DO 2 2.1	-QN6.1_Q	Shot Pins 2 (RST)
=V1WR1UQ51UQ8+.WR1UQ51UQ8/1.4	Q2001.3 DO 3 2.2	-QN6.2_Q	Shot Pins 2 (SET)

-KF1.24
=V1WR1UQ51UQ9+.WR1UQ51UQ9/1.3

FESTO

=V1WR1UQ51UQ9+.WR1UQ51UQ9/1.4	Q2001.4 DO 0 1.1	-QN7.1_Q	Clamps 5 (RST)
=V1WR1UQ51UQ9+.WR1UQ51UQ9/1.4	Q2001.5 DO 1 1.2	-QN7.2_Q	Clamps 5 (SET)
	Q2001.6 DO 2 2.1	-QN8.1_Q	Spare
	Q2001.7 DO 3 2.2	-QN8.2_Q	Spare

=V1WR1UQ51WC4/1.6 / W1.2

-W1.2
RSM RKM 56-2M/S3059
2m

=V1WR1UQ51KF1/1.4 / KF1-P2

-KF1-TP1
PROFINET Cable
6XV1840-3AH10

-KF2

X20 M12, 7/8" 1 2 PE 4 5
0V_VAL / OUT
0V_EL / SEN
FE
24V_EL / SEN
24V_VAL / OUT

-TP1 M12
-TP2 M12

ON
OFF
1 2 1 2

FESTO
Bus node + Interlinking block
548755 + 550208

-KF2.11

FESTO
CPX-M-AB-8-M12X2-5POL
549335

I2025.0	DI 0 X1:4	V1WR1UQ51UQ6.1-BGR	Swivel Unit (RESET)
I2025.1	DI 1 X1:2	V1WR1UQ51UQ6.1-BGS	Swivel Unit (SET)
I2025.2	DI 2 X2:4	V1WR1UQ51UQ6.2-BGR	Swivel Unit (RESET)
I2025.3	DI 3 X2:2	V1WR1UQ51UQ6.2-BGS	Swivel Unit (SET)
I2025.4	DI 4 X3:4	I2025.4	Spare
I2025.5	DI 5 X3:2	I2025.5	Spare
I2025.6	DI 6 X4:4	I2025.6	Spare
I2025.7	DI 7 X4:2	I2025.7	Spare
I2026.0	DI 8 X5:4	I2026.0	Spare
I2026.1	DI 9 X5:2	I2026.1	Spare
I2026.2	DI 10 X6:4	I2026.2	Spare
I2026.3	DI 11 X6:2	I2026.3	Spare
I2026.4	DI 12 X7:4	I2026.4	Spare
I2026.5	DI 13 X7:2	I2026.5	Spare
I2026.6	DI 14 X8:4	I2026.6	Spare
I2026.7	DI 15 X8:2	I2026.7	Spare

X1 M12: 24V | DI 1 | 0V | DI 0 | FE — BN | WH | BU | BK
X2 M12: 24V | DI 3 | 0V | DI 2 | FE — BN | WH | BU | BK
X3 M12: 24V | DI 5 | 0V | DI 4 | FE
X4 M12: 24V | DI 7 | 0V | DI 6 | FE
X5 M12: 24V | DI 9 | 0V | DI 8 | FE
X6 M12: 24V | DI 11 | 0V | DI 10 | FE
X7 M12: 24V | DI 13 | 0V | DI 12 | FE
X8 M12: 24V | DI 15 | 0V | DI 14 | FE

+.WR1UQ51UQ6.1-W1
=V1WR1UQ51UQ6+.WR1UQ51UQ6/1.1

+.WR1UQ51UQ6.2-W1
=V1WR1UQ51UQ6+.WR1UQ51UQ6/1.2

=V1WR1UQ51KF1/6 2

			Date	9/23/2022	Volvo Trucks North America	Valiant TMS	CONNECTING MOD. FOR VTSA MANIFOLD	Drawing name: =2V03&EFS-EL	= V1WR1UQ51KF2	
			Ed.	MKLEPADLO					+ V1WR1UQ51	
			Appr		P6700 Underbody Floor Skin - Cell 2V03	Scale 1:1		Document type: EFS	Project nr: 22-16151	Page 1
Modification	Date	Name	Original		Replacement of	Replaced by				1721

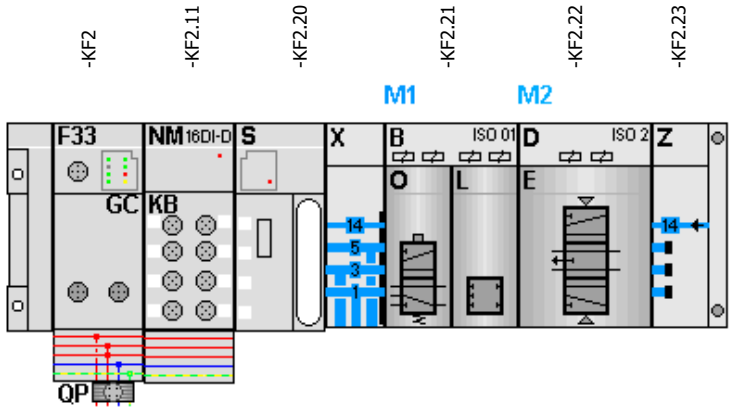

1

=V1WR1UQ51UQ1+.WR1UQ51UQ1/1

			Date	9/30/2022	Volvo Trucks North America		Valiant TMS	CONNECTING MOD. FOR FESTO DQ	Drawing name: =2V03&EFS-EL	= V1WR1UQ51KF2
			Ed.	MKLEPADLO						+ V1WR1UQ51
			Appr		P6700 Underbody Floor Skin - Cell 2V03		Scale 1:1		Document type: EFS	Project nr: 22-16151
Modification	Date	Name	Original		Replacement of	Replaced by				Page 2 / 1721

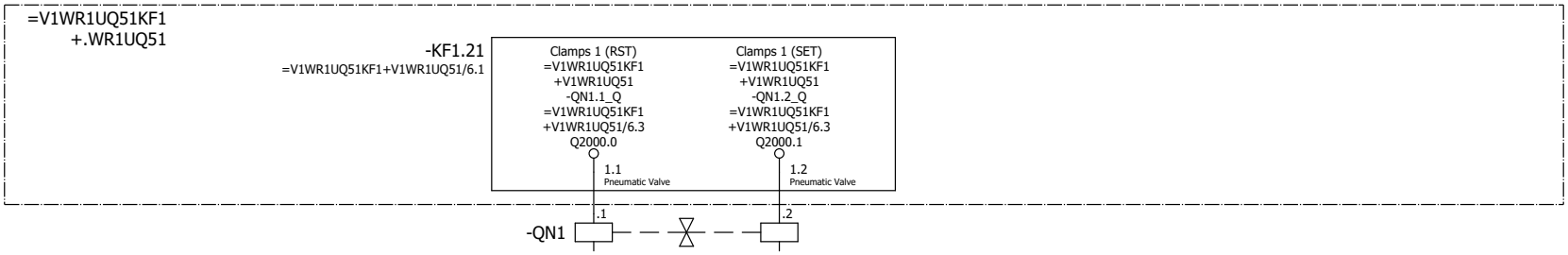

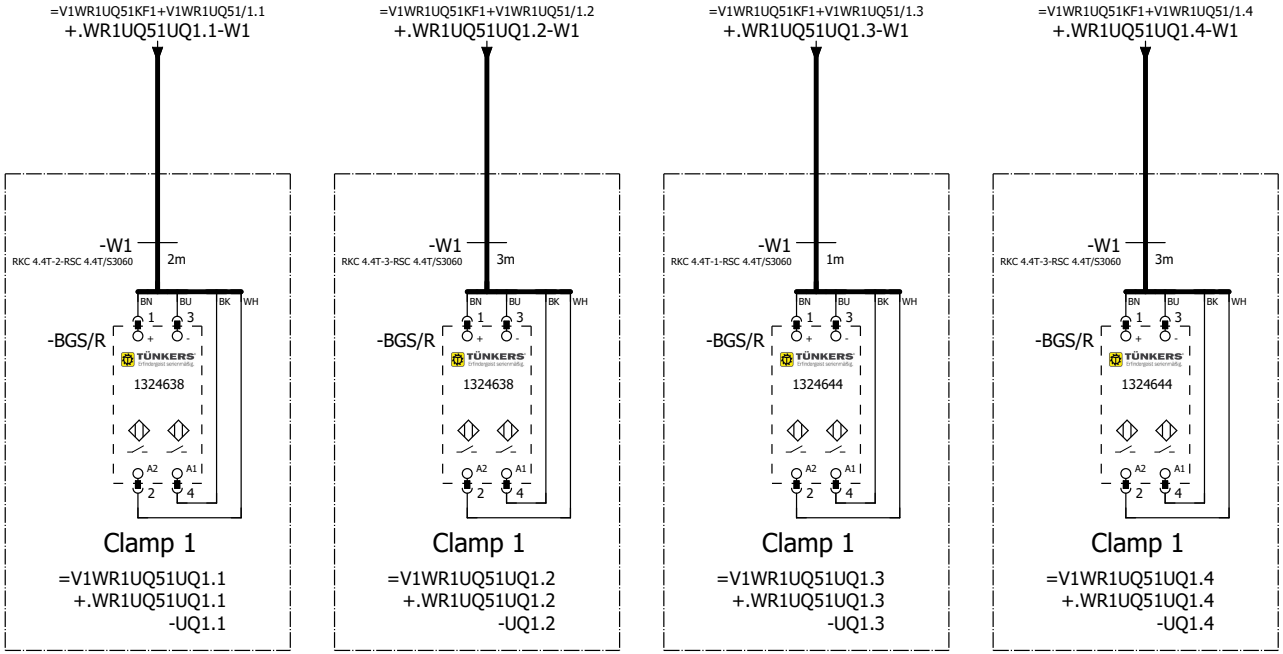

=V1WR1UQ51 -UQ1.1-BGS/R Clamp 1	=V1WR1UQ51 -UQ1.2-BGS/R Clamp 1	=V1WR1UQ51 -UQ1.3-BGS/R Clamp 1	=V1WR1UQ51 -UQ1.4-BGS/R Clamp 1

=V1WR1UQ51KF2+V1WR1UQ51/2

=V1WR1UQ51UQ2+.WR1UQ51UQ2/1

			Date	9/23/2022	Volvo Trucks North America	Valiant TMS	FESTO DQ CONNECTION QN1	Drawing name: =2V03&EFS-EL	= V1WR1UQ51UQ1	
			Ed.	MKLEPADLO					+ V1WR1UQ51UQ1	
			Appr		P6700 Underbody Floor Skin - Cell 2V03	Scale 1:1		Document type: EFS	Project nr: 22-16151	Page 1
Modification	Date	Name	Original		Replacement of	Replaced by				1721

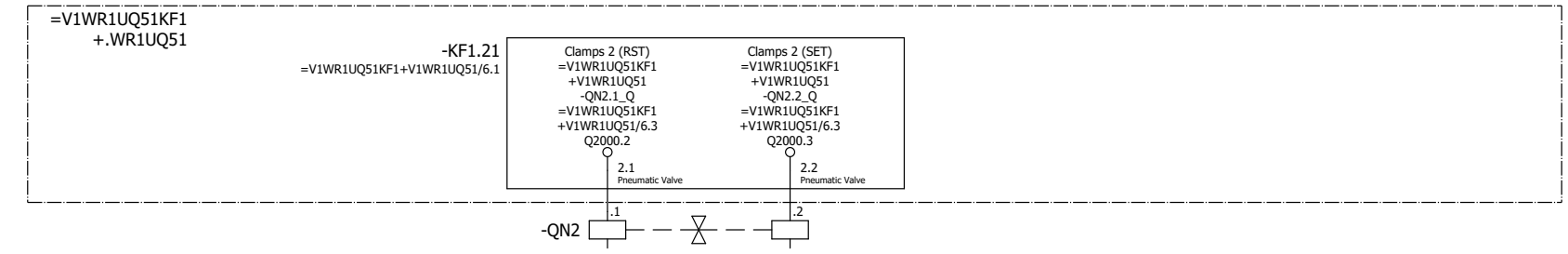

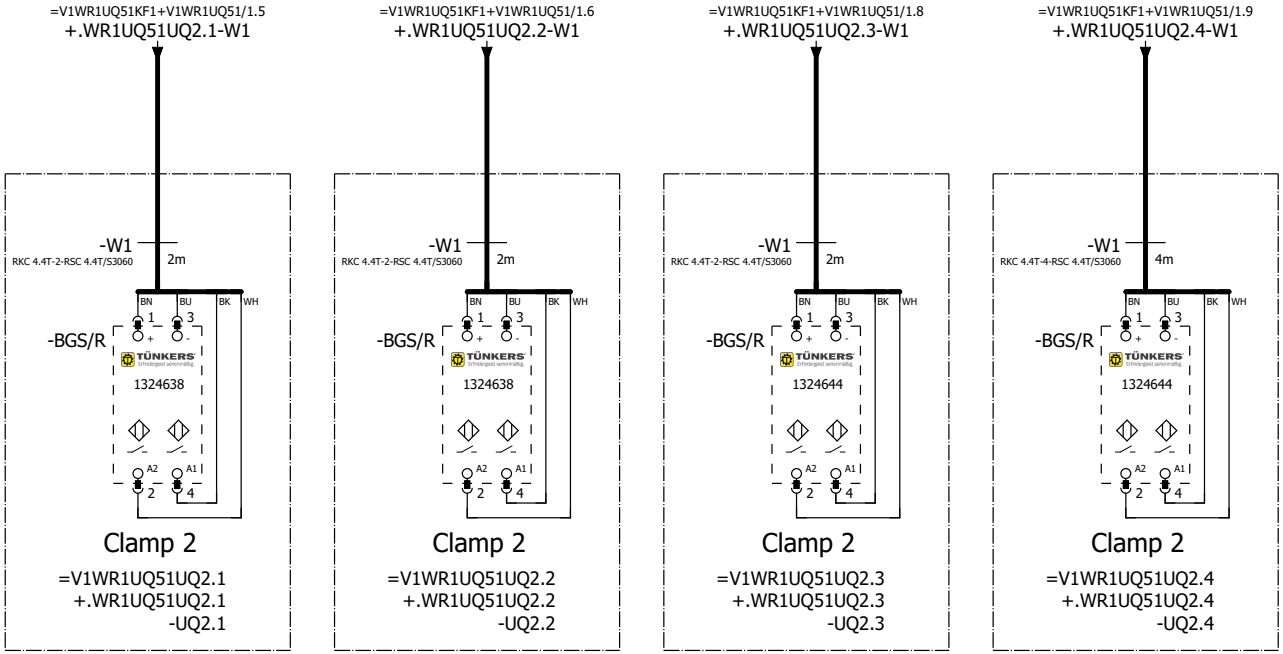

=V1WR1UQ51 -UQ2.1-BGS/R Clamp 2	=V1WR1UQ51 -UQ2.2-BGS/R Clamp 2	=V1WR1UQ51 -UQ2.3-BGS/R Clamp 2	=V1WR1UQ51 -UQ2.4-BGS/R Clamp 2

=V1WR1UQ51UQ1+.WR1UQ51UQ1/1

=V1WR1UQ51UQ3+.WR1UQ51UQ3/1

			Date	9/23/2022	Volvo Trucks North America	Valiant TMS	FESTO DQ CONNECTION QN2	Drawing name: =2V03&EFS-EL	= V1WR1UQ51UQ2 + V1WR1UQ51UQ2	
			Ed.	MKLEPADLO						
			Appr		P6700 Underbody Floor Skin - Cell 2V03	Scale 1:1		Document type: EFS	Project nr: 22-16151	Page 1
Modification	Date	Name	Original		Replacement of	Replaced by				1721

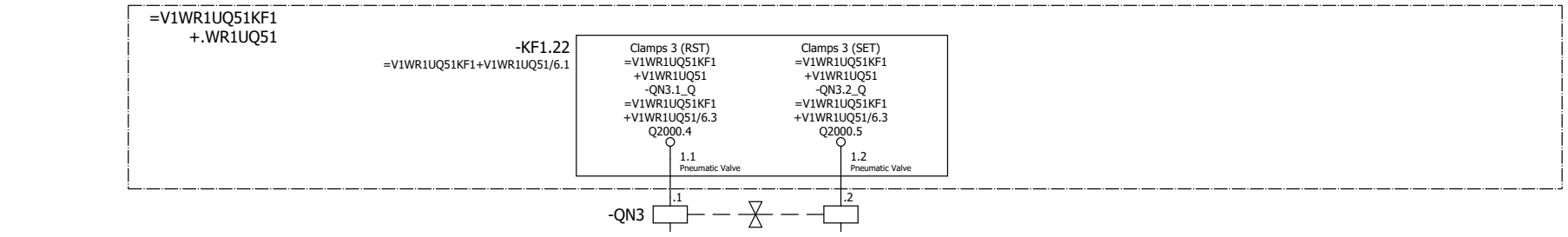

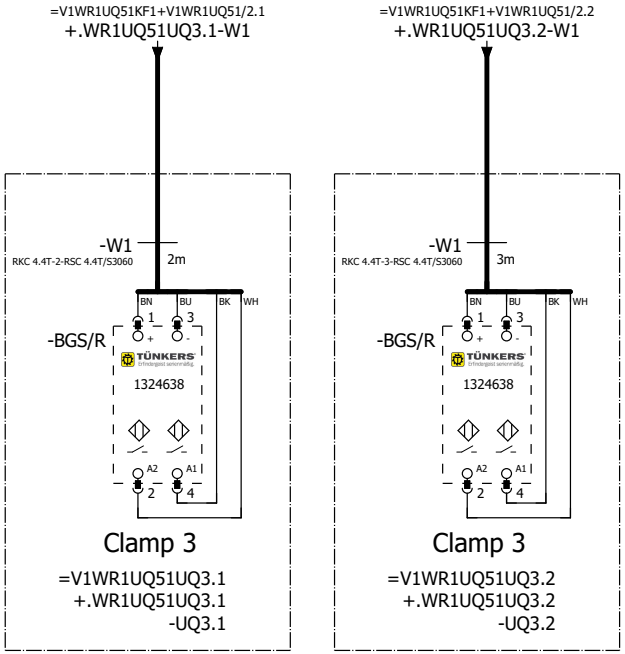

=V1WR1UQ51
-UQ3.1-BGS/R
Clamp 3

=V1WR1UQ51
-UQ3.2-BGS/R
Clamp 3

=V1WR1UQ51UQ2+.WR1UQ51UQ2/1

=V1WR1UQ51UQ4+.WR1UQ51UQ4/1

			Date	9/23/2022	Volvo Trucks North America	Valiant TMS	FESTO DQ CONNECTION QN3	Drawing name: =2V03&EFS-EL	= V1WR1UQ51UQ3	
			Ed.	MKLEPADLO					+ V1WR1UQ51UQ3	
			Appr		P6700 Underbody Floor Skin - Cell 2V03	Scale 1:1		Document type: EFS	Project nr: 22-16151	Page 1
Modification	Date	Name	Original		Replacement of	Replaced by				1721

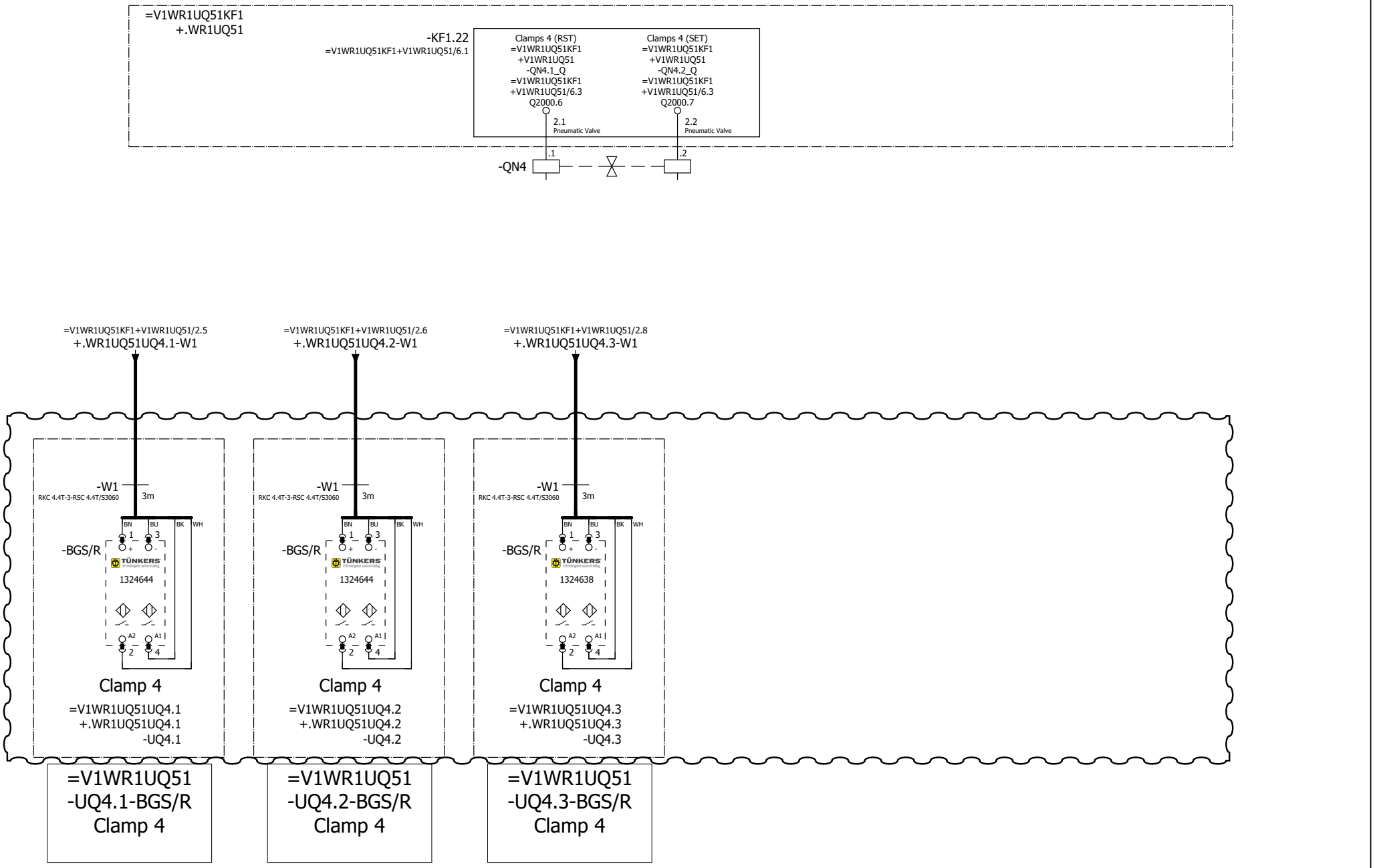

=V1WR1UQ51UQ3+.WR1UQ51UQ3/1

=V1WR1UQ51UQ5+.WR1UQ51UQ5/1

			Date	10/1/2022	Volvo Trucks North America		Valiant TMS	FESTO DQ CONNECTION QN4	Drawing name: =2V03&EFS-EL	= V1WR1UQ51UQ4
			Ed.	MKLEPADLO						+ V1WR1UQ51UQ4
			Appr		P6700 Underbody Floor Skin - Cell 2V03		Scale 1:1		Document type: EFS	Project nr: 22-16151
Modification	Date	Name	Original		Replacement of	Replaced by				Page 1 / 1721

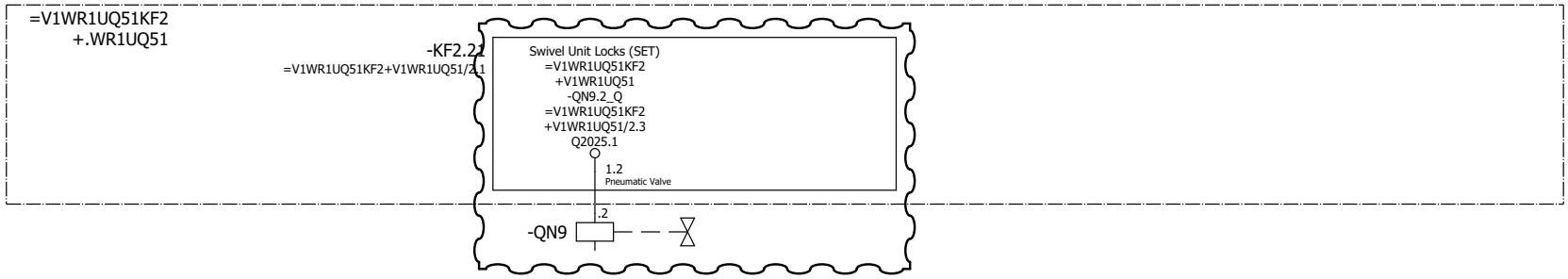

=V1WR1UQ51UQ4+.WR1UQ51UQ4/1

=V1WR1UQ51UQ6+.WR1UQ51UQ6/1

			Date	10/6/2022	Volvo Trucks North America		Valiant TMS	FESTO DQ CONNECTION QN5	Drawing name: =2V03&EFS-EL	= V1WR1UQ51UQ5	
			Ed.	MKLEPADLO						+ V1WR1UQ51UQ5	
			Appr		P6700 Underbody Floor Skin - Cell 2V03				Document type: EFS	Project nr: 22-16151	Page 1
Modification	Date	Name	Original		Replacement of	Replaced by	Scale 1:1				1721

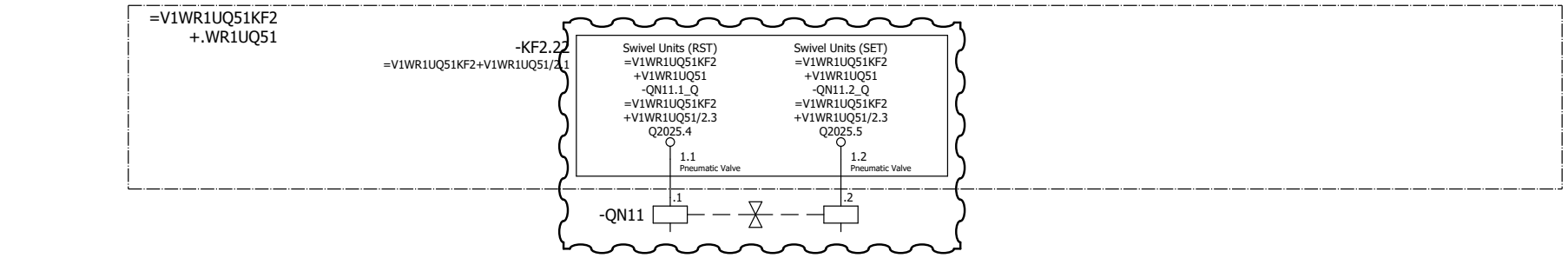

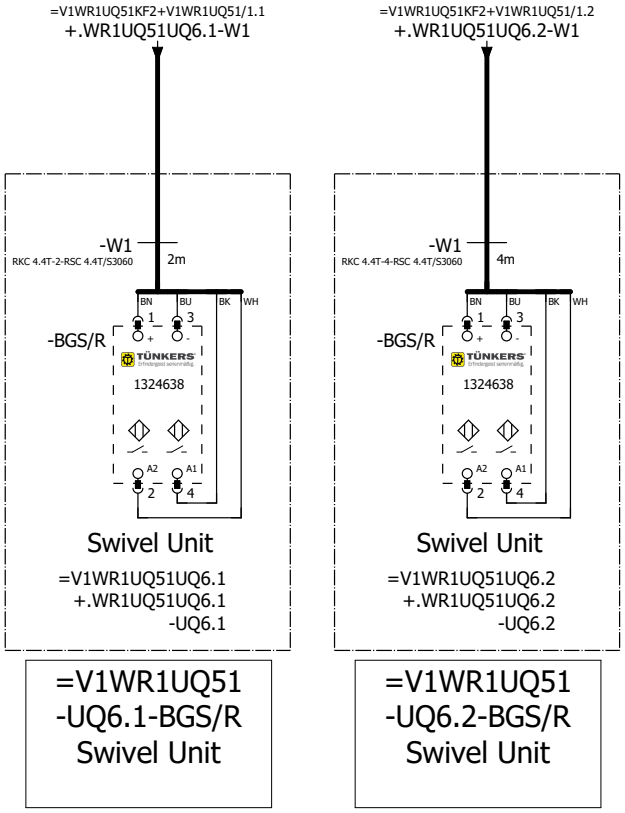

=V1WR1UQ51
-UQ6.1-BGS/R
Swivel Unit

=V1WR1UQ51
-UQ6.2-BGS/R
Swivel Unit

=V1WR1UQ51UQ5+.WR1UQ51UQ5/1

=V1WR1UQ51UQ7+.WR1UQ51UQ7/1

			Date	11/22/2022	Volvo Trucks North America	Valiant TMS	FESTO DQ CONNECTION QN6	Drawing name: =2V03&EFS-EL	= V1WR1UQ51UQ6	
			Ed.	MKLEPADLO					+ V1WR1UQ51UQ6	
			Appr		P6700 Underbody Floor Skin - Cell 2V03	Scale 1:1		Document type: EFS	Project nr: 22-16151	Page 1
Modification	Date	Name	Original		Replacement of / Replaced by					1721

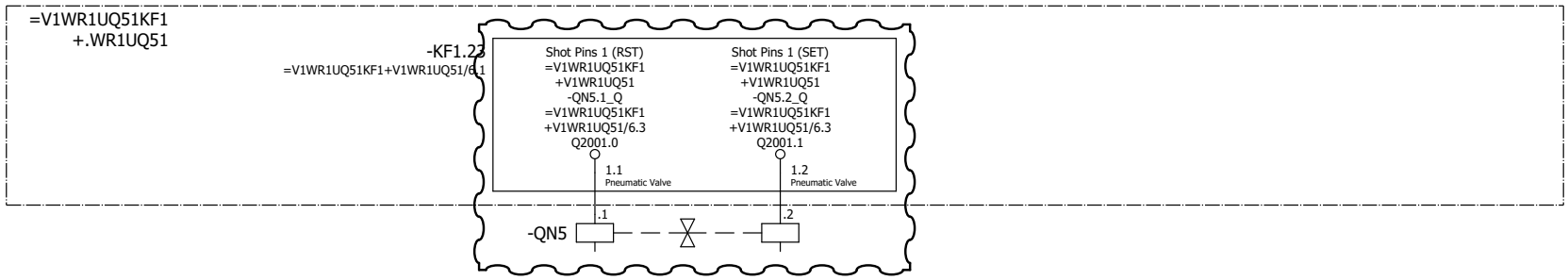

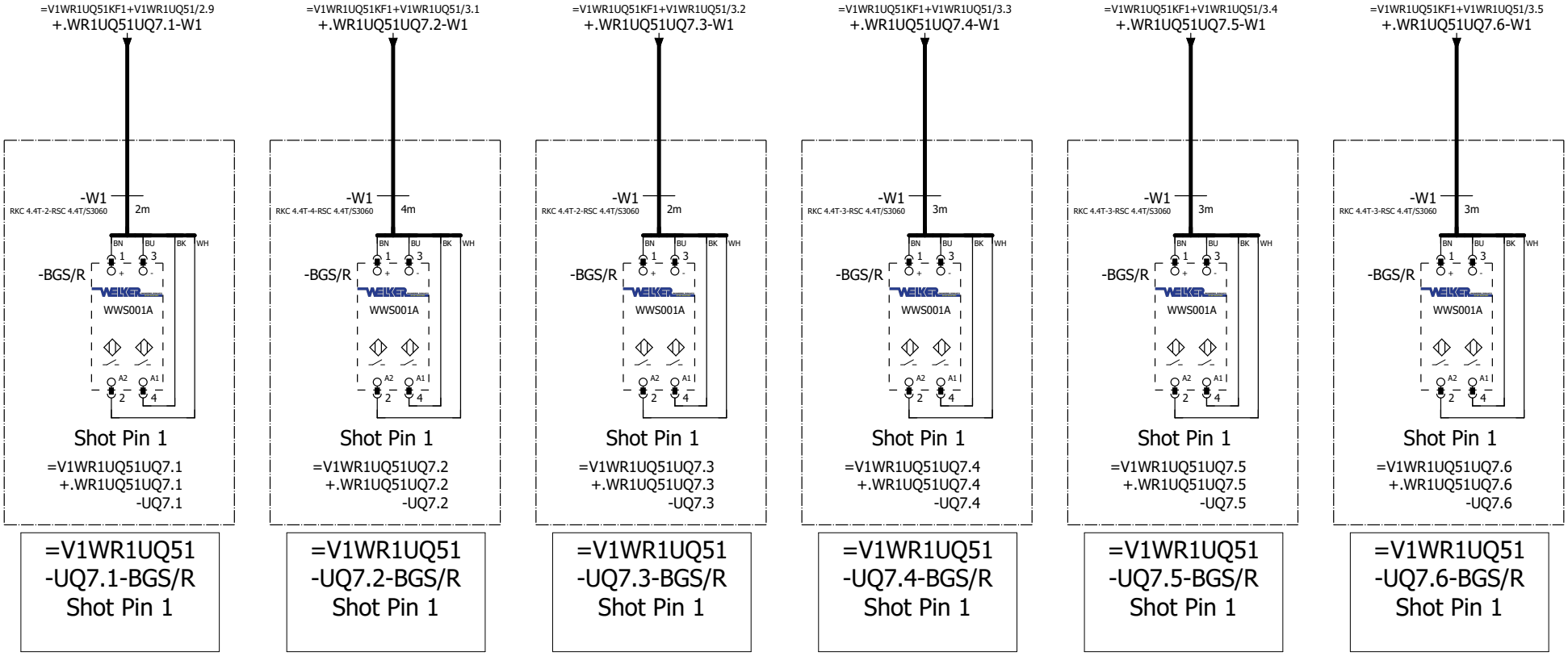

=V1WR1UQ51UQ6+.WR1UQ51UQ6/1

=V1WR1UQ51UQ8+.WR1UQ51UQ8/1

			Date	10/1/2022	Volvo Trucks North America		Valiant TMS	FESTO DQ CONNECTION QN7	Drawing name: =2V03&EFS-EL	= V1WR1UQ51UQ7	
			Ed.	MKLEPADLO						+ V1WR1UQ51UQ7	
			Appr		P6700 Underbody Floor Skin - Cell 2V03				Document type: EFS	Project nr: 22-16151	Page 1
Modification	Date	Name	Original		Replacement of	Replaced by	Scale 1:1				1721

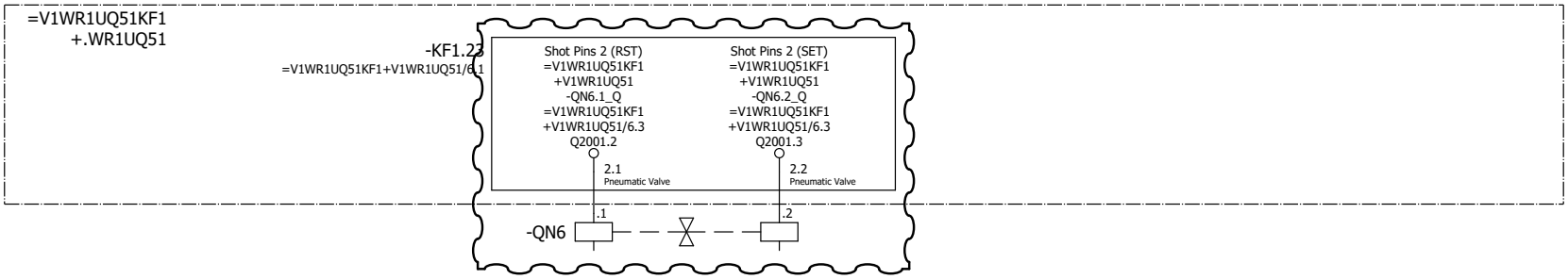

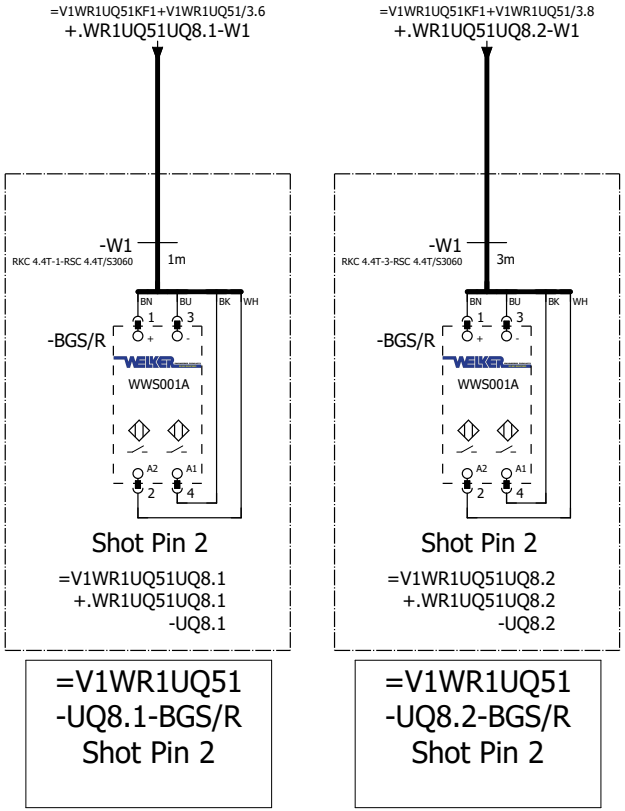

=V1WR1UQ51
-UQ8.1-BGS/R
Shot Pin 2

=V1WR1UQ51
-UQ8.2-BGS/R
Shot Pin 2

=V1WR1UQ51UQ7+.WR1UQ51UQ7/1

=V1WR1UQ51UQ9+.WR1UQ51UQ9/1

			Date	10/1/2022	Volvo Trucks North America	Valiant TMS	FESTO DQ CONNECTION QN8	Drawing name: =2V03&EFS-EL	= V1WR1UQ51UQ8	
			Ed.	MKLEPADLO					+ V1WR1UQ51UQ8	
			Appr		P6700 Underbody Floor Skin - Cell 2V03	Scale 1:1		Document type: EFS	Project nr: 22-16151	Page 1
Modification	Date	Name	Original		Replacement of	Replaced by				1721

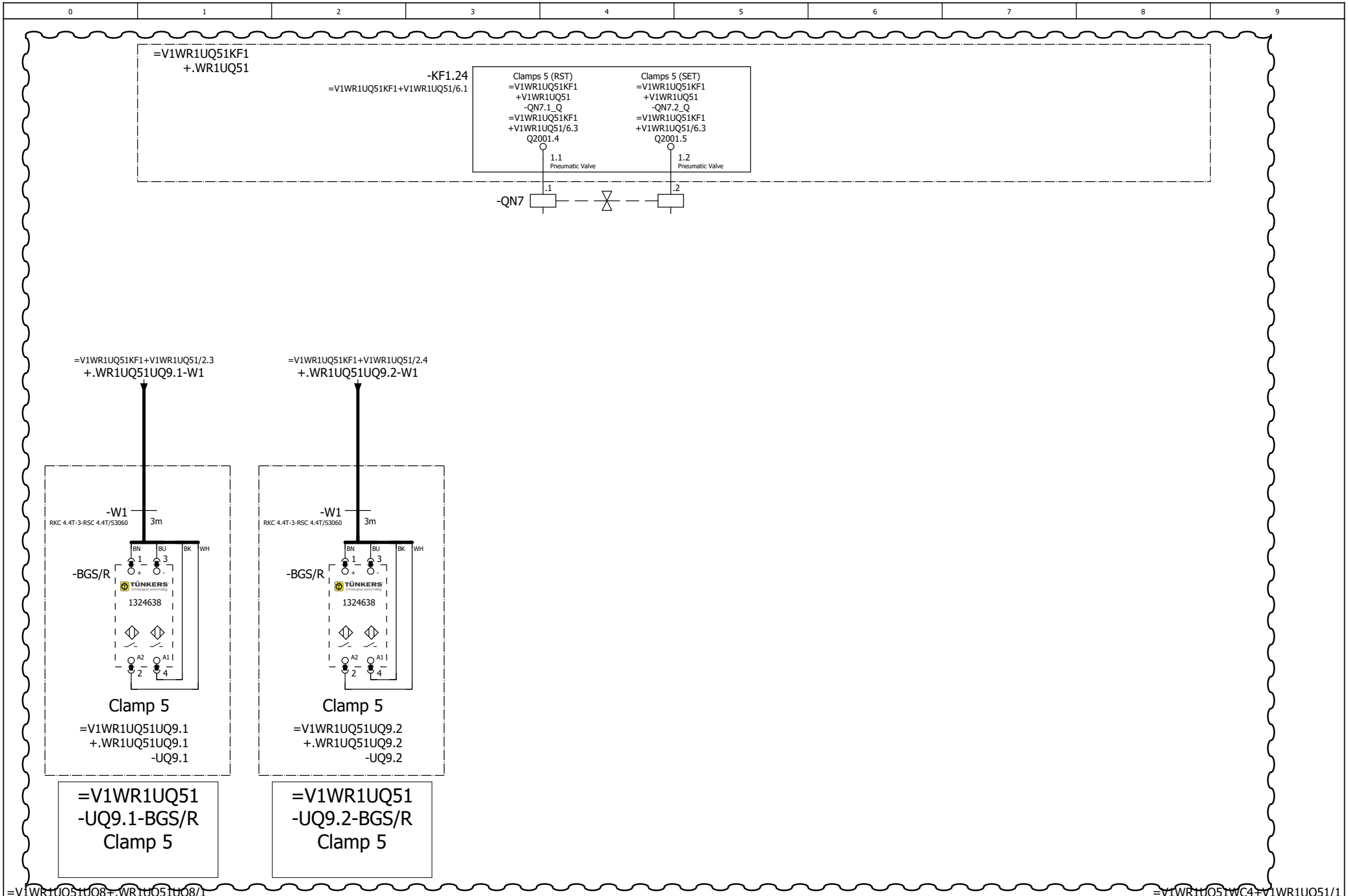

			Date	10/1/2022	Volvo Trucks North America	Valiant TMS	FESTO DQ CONNECTION QN9	Drawing name: =2V03&EFS-EL	= V1WR1UQ51UQ9	
			Ed.	MKLEPADLO	P6700 Underbody Floor Skin - Cell 2V03				+ V1WR1UQ51UQ9	
			Appr					Document type: EFS	Project nr: 22-16151	Page 1
Modification	Date	Name	Original		Replacement of / Replaced by	Scale 1:1				1721

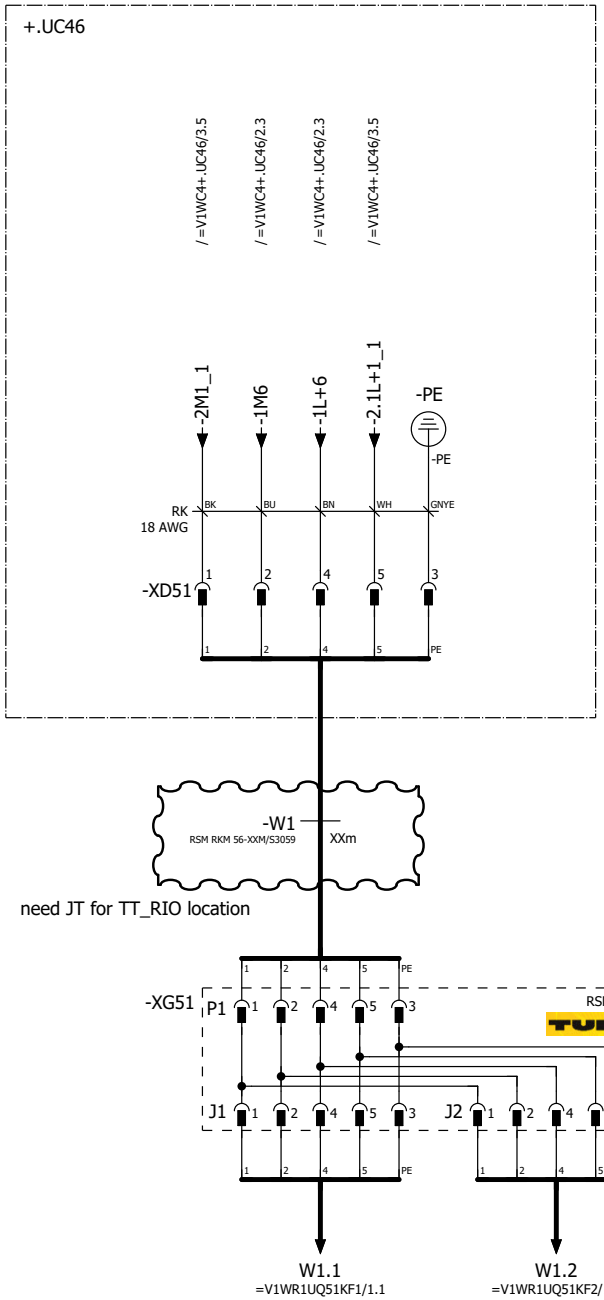

POWER IN / POWER OUT

Pin 1: 0 V UA
Pin 2: 0 V US
Pin 3: FE
Pin 4: +24 V US / 9 A
Pin 5: +24 V UA / 9 A

Pin #	WIRE	COLOR
Pin 1	2M1_1	BK
Pin 2	1M6	BU
Pin 3	PE	GNYE
Pin 4	1L+6	BN
Pin 5	2.1L+1_1	WH

=V1WR1UQ51UQ9+.WR1UQ51UQ9/1

=V1WR1UQ52BG0+.WR1UQ52/1

			Date	10/1/2022	Volvo Trucks North America	Valiant TMS	24VDC	Drawing name: =2V03&EFS-EL	= V1WR1UQ51WC4
			Ed.	MKLEPADLO					+ V1WR1UQ51
			Appr		P6700 Underbody Floor Skin - Cell 2V03	Scale 1:1		Document type: EFS	Project nr: 22-16151
Modification	Date	Name	Original		Replacement of / Replaced by				Page 1 / 1721

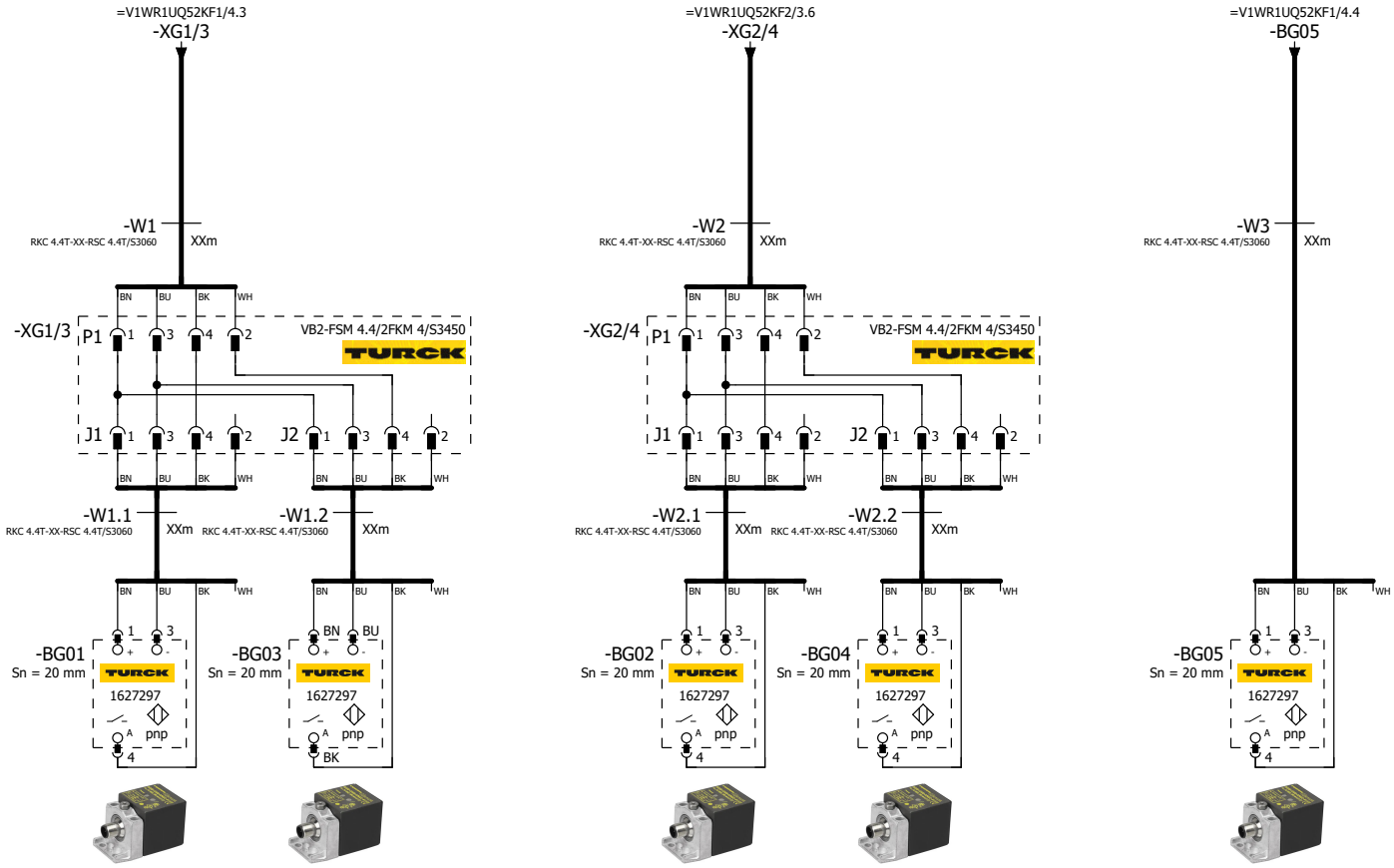

=V1WR1UQ52 -BG01 Front Floor Pnl (Common)	=V1WR1UQ52 -BG03 Floor Skin Pnl (L230/290/320)	=V1WR1UQ52 -BG02 Front Floor Pnl (Common)	=V1WR1UQ52 -BG04 Floor Skin Pnl (L230/290/320)	=V1WR1UQ52 -BG05 Flr Rear Skin Pnl (L290/320)

=V1WR1UQ51WC4+.WR1UQ51/1

2

			Date	10/1/2022	Volvo Trucks North America	Valiant TMS	SENSORS	Drawing name: =2V03&EFS-EL	= V1WR1UQ52BG0		
			Ed.	MKLEPADLO					+ V1WR1UQ52		
			Appr		P6700 Underbody Floor Skin - Cell 2V03	Scale 1:1		Document type: EFS	Project nr: 22-16151	Page	1
Modification	Date	Name	Original		Replacement of	Replaced by					1721

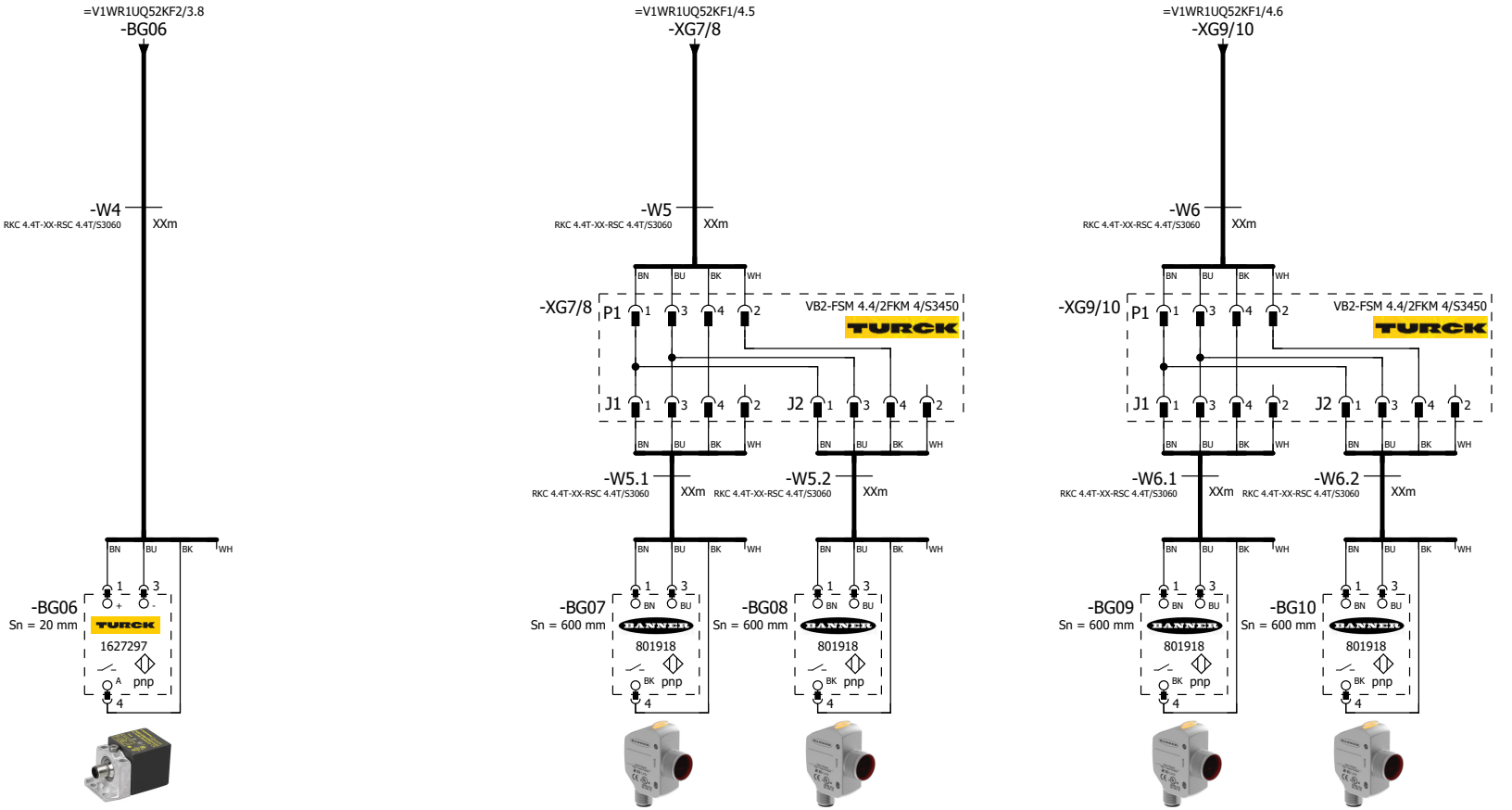

=V1WR1UQ52 -BG06 Flr Rear Skin Pnl (L290/320)	=V1WR1UQ52 -BG07 Stiffening Plate (L150)	=V1WR1UQ52 -BG08 Stiffening Plate (L150)	=V1WR1UQ52 -BG09 Stiffening Plate (L230)	=V1WR1UQ52 -BG10 Stiffening Plate (L230)

1 3

			Date	10/1/2022	Volvo Trucks North America	Valiant TMS	SENSORS	Drawing name: =2V03&EFS-EL	= V1WR1UQ52BG0	
			Ed.	MKLEPADLO					+ V1WR1UQ52	
			Appr		P6700 Underbody Floor Skin - Cell 2V03	Scale 1:1		Document type: EFS	Project nr: 22-16151	Page 2
Modification	Date	Name	Original		Replacement of / Replaced by					1721

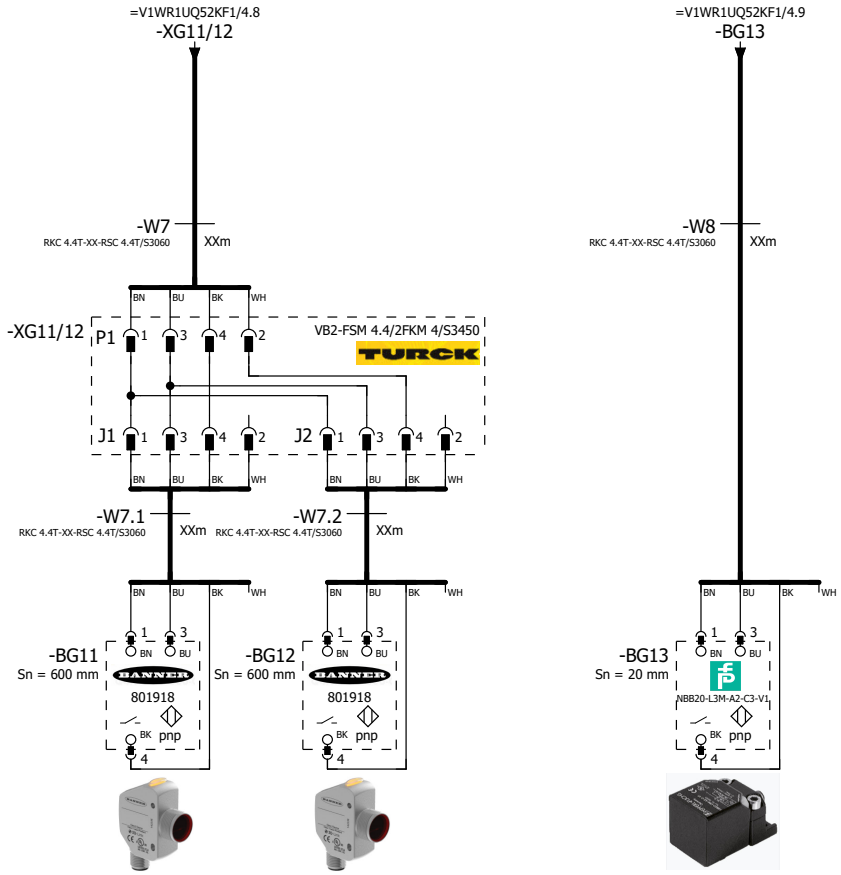

=V1WR1UQ52
-BG11
Stiffening Plate
(L290/320)

=V1WR1UQ52
-BG12
Stiffening Plate
(L290/320)

=V1WR1UQ52
-BG13
Maint. Lock Pin
In Storage

=V1WR1UQ52KF1/1

			Date	10/1/2022	Volvo Trucks North America		Valiant TMS	SENSORS	Drawing name: =2V03&EFS-EL	= V1WR1UQ52BG0	
			Ed.	MKLEPADLO						+ V1WR1UQ52	
			Appr		P6700 Underbody Floor Skin - Cell 2V03		Scale 1:1		Document type: EFS	Project nr: 22-16151	Page 3
Modification	Date	Name	Original		Replacement of	Replaced by					1721

=V1WR1UQ52WC4/1.5 / W1.1

=V1KF1+.UC46/2.6 / +.UC46-KF100.46-P4

KF1-P2 / =V1WR1UQ52KF2/1.3

-W1.1
RSM RKM 56-XXM/S3059
XXm

-KF100.46-P4
PROFINET Cable
6XV1840-3AH10

-KF1

X20 M12, 7/8" 1 2 PE 4 5
0V_VAL / OUT
0V_EL / SEN
FE
24V_EL / SEN
24V_VAL / OUT

-TP1 -TP2

ON
OFF
1 2 1 2

FESTO
Bus node + Interlinking block
548755 + 550208

-KF1.11

FESTO
CPX-M-AB-8-M12X2-5POL
549335

I2050.0	DI 0 X1:4	V1WR1UQ52UQ1.1-BGR	Common Shot Pin (RESET)
I2050.1	DI 1 X1:2	V1WR1UQ52UQ1.1-BGS	Common Shot Pin (SET)
I2050.2	DI 2 X2:4	V1WR1UQ52UQ2.1-BGR	Common Clamp 1 (RESET)
I2050.3	DI 3 X2:2	V1WR1UQ52UQ2.1-BGS	Common Clamp 1 (SET)
I2050.4	DI 4 X3:4	V1WR1UQ52UQ2.3-BGR	Common Clamp 1 (RESET)
I2050.5	DI 5 X3:2	V1WR1UQ52UQ2.3-BGS	Common Clamp 1 (SET)
I2050.6	DI 6 X4:4	V1WR1UQ52UQ3.1-BGR	Common Clamp 2 (RESET)
I2050.7	DI 7 X4:2	V1WR1UQ52UQ3.1-BGS	Common Clamp 2 (SET)
I2051.0	DI 8 X5:4	V1WR1UQ52UQ3.2-BGR	Common Clamp 2 (RESET)
I2051.1	DI 9 X5:2	V1WR1UQ52UQ3.2-BGS	Common Clamp 2 (SET)
I2051.2	DI 10 X6:4	V1WR1UQ52UQ3.3-BGR	Common Clamp 2 (RESET)
I2051.3	DI 11 X6:2	V1WR1UQ52UQ3.3-BGS	Common Clamp 2 (SET)
I2051.4	DI 12 X7:4	V1WR1UQ52UQ4.2-BGR	L150 Model Clamp 1 (RESET)
I2051.5	DI 13 X7:2	V1WR1UQ52UQ4.2-BGS	L150 Model Clamp 1 (SET)
I2051.6	DI 14 X8:4	V1WR1UQ52UQ4.3-BGR	L150 Model Clamp 1 (RESET)
I2051.7	DI 15 X8:2	V1WR1UQ52UQ4.3-BGS	L150 Model Clamp 1 (SET)

X1 24V DI 1 0V DI 0 FE — BN WH BU BK
X2 24V DI 3 0V DI 2 FE — BN WH BU BK
X3 24V DI 5 0V DI 4 FE — BN WH BU BK
X4 24V DI 7 0V DI 6 FE — BN WH BU BK
X5 24V DI 9 0V DI 8 FE — BN WH BU BK
X6 24V DI 11 0V DI 10 FE — BN WH BU BK
X7 24V DI 13 0V DI 12 FE — BN WH BU BK
X8 24V DI 15 0V DI 14 FE — BN WH BU BK

+.WR1UQ52UQ1.1-W1 =V1WR1UQ52UQ1+.WR1UQ52UQ1/1.1

+.WR1UQ52UQ2.1-W1 =V1WR1UQ52UQ2+.WR1UQ52UQ2/1.1

+.WR1UQ52UQ2.3-W1 =V1WR1UQ52UQ2+.WR1UQ52UQ2/1.4

+.WR1UQ52UQ3.1-W1 =V1WR1UQ52UQ3+.WR1UQ52UQ3/1.1

+.WR1UQ52UQ3.2-W1 =V1WR1UQ52UQ3+.WR1UQ52UQ3/1.2

+.WR1UQ52UQ3.3-W1 =V1WR1UQ52UQ3+.WR1UQ52UQ3/1.4

+.WR1UQ52UQ4.2-W1 =V1WR1UQ52UQ4+.WR1UQ52UQ4/1.2

+.WR1UQ52UQ4.3-W1 =V1WR1UQ52UQ4+.WR1UQ52UQ4/1.4

=V1WR1UQ52BG0/3

2

			Date	10/1/2022	Volvo Trucks North America		Valiant TMS	CONNECTING MOD. FOR VTSA MANIFOLD	Drawing name: =2V03&EFS-EL	= V1WR1UQ52KF1	
			Ed.	MKLEPADLO						+ V1WR1UQ52	
			Appr		P6700 Underbody Floor Skin - Cell 2V03		Scale 1:1		Document type: EFS	Project nr: 22-16151	Page 1
Modification	Date	Name	Original		Replacement of	Replaced by					1721

I2052.0	DI 0 X1:4	V1WR1UQ52UQ4.4-BGR L150 Model Clamp 1 (RESET)
I2052.1	DI 1 X1:2	V1WR1UQ52UQ4.4-BGS L150 Model Clamp 1 (SET)
I2052.2	DI 2 X2:4	V1WR1UQ52UQ5.1-BGR L150 Model Clamp 2 (RESET)
I2052.3	DI 3 X2:2	V1WR1UQ52UQ5.1-BGS L150 Model Clamp 2 (SET)
I2052.4	DI 4 X3:4	V1WR1UQ52UQ6.1-BGR L230 Model Shot Pin (RESET)
I2052.5	DI 5 X3:2	V1WR1UQ52UQ6.1-BGS L230 Model Shot Pin (SET)
I2052.6	DI 6 X4:4	V1WR1UQ52UQ6.3-BGR L230 Model Shot Pin (RESET)
I2052.7	DI 7 X4:2	V1WR1UQ52UQ6.3-BGS L230 Model Shot Pin (SET)
I2053.0	DI 8 X5:4	V1WR1UQ52UQ7.2-BGR L230 Model Clamp 1 (RESET)
I2053.1	DI 9 X5:2	V1WR1UQ52UQ7.2-BGS L230 Model Clamp 1 (SET)
I2053.2	DI 10 X6:4	V1WR1UQ52UQ7.3-BGR L230 Model Clamp 1 (RESET)
I2053.3	DI 11 X6:2	V1WR1UQ52UQ7.3-BGS L230 Model Clamp 1 (SET)
I2053.4	DI 12 X7:4	V1WR1UQ52UQ8.1-BGR L230/290/320 Model Clamp (RESET)
I2053.5	DI 13 X7:2	V1WR1UQ52UQ8.1-BGS L230/290/320 Model Clamp (SET)
I2053.6	DI 14 X8:4	V1WR1UQ52UQ9.1-BGR L290 Model Shot Pin (RESET)
I2053.7	DI 15 X8:2	V1WR1UQ52UQ9.1-BGS L290 Model Shot Pin (SET)

-KF1.12

FESTO
CPX-M-AB-8-M12X2-5POL
549335

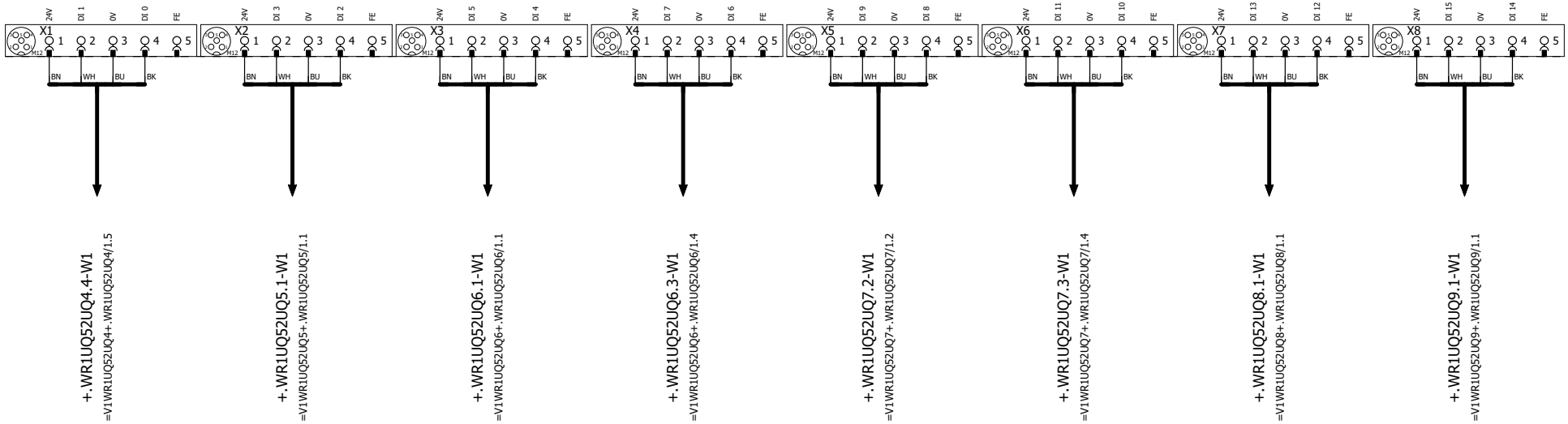

+.WR1UQ52UQ4.4-W1
=V1WR1UQ52UQ4+.WR1UQ52UQ4/1.5

+.WR1UQ52UQ5.1-W1
=V1WR1UQ52UQ5+.WR1UQ52UQ5/1.1

+.WR1UQ52UQ6.1-W1
=V1WR1UQ52UQ6+.WR1UQ52UQ6/1.1

+.WR1UQ52UQ6.3-W1
=V1WR1UQ52UQ6+.WR1UQ52UQ6/1.4

+.WR1UQ52UQ7.2-W1
=V1WR1UQ52UQ7+.WR1UQ52UQ7/1.2

+.WR1UQ52UQ7.3-W1
=V1WR1UQ52UQ7+.WR1UQ52UQ7/1.4

+.WR1UQ52UQ8.1-W1
=V1WR1UQ52UQ8+.WR1UQ52UQ8/1.1

+.WR1UQ52UQ9.1-W1
=V1WR1UQ52UQ9+.WR1UQ52UQ9/1.1

1 3

			Date	11/15/2022	Volvo Trucks North America	Valiant TMS	I/O MOD. DI16 (8 x M12) FOR VTSA-F	Drawing name: =2V03&EFS-EL	= V1WR1UQ52KF1	
			Ed.	KMAFFRE					+ V1WR1UQ52	
			Appr		P6700 Underbody Floor Skin - Cell 2V03	Scale 1:1		Document type: EFS	Project nr: 22-16151	Page 2
Modification	Date	Name	Original		Replacement of / Replaced by					1721

I2054.0	DI 0 X1:4	V1WR1UQ52UQ10.1-BGR	L290/320 Model Clamp 1 (RESET)
I2054.1	DI 1 X1:2	V1WR1UQ52UQ10.1-BGS	L290/320 Model Clamp 1 (SET)
I2054.2	DI 2 X2:4	V1WR1UQ52UQ11.1-BGR	L290 Model Clamp 1 (RESET)
I2054.3	DI 3 X2:2	V1WR1UQ52UQ11.1-BGS	L290 Model Clamp 1 (SET)
I2054.4	DI 4 X3:4	V1WR1UQ52UQ13.1-BGR	L290/320 Model Clamp 2 (RESET)
I2054.5	DI 5 X3:2	V1WR1UQ52UQ13.1-BGS	L290/320 Model Clamp 2 (SET)
I2054.6	DI 6 X4:4	V1WR1UQ52UQ13.2-BGR	L290/320 Model Clamp 2 (RESET)
I2054.7	DI 7 X4:2	V1WR1UQ52UQ13.2-BGS	L290/320 Model Clamp 2 (SET)
I2055.0	DI 8 X5:4	V1WR1UQ52UQ14.1-BGR	L290/320 Model Clamp 3 (RESET)
I2055.1	DI 9 X5:2	V1WR1UQ52UQ14.1-BGS	L290/320 Model Clamp 3 (SET)
I2055.2	DI 10 X6:4	V1WR1UQ52UQ15.1-BGR	L290/320 Model Position Lock (RESET)
I2055.3	DI 11 X6:2	V1WR1UQ52UQ15.1-BGS	L290/320 Model Position Lock (SET)
I2055.4	DI 12 X7:4	V1WR1UQ52UQ16.1-BGR	L290/320 Model Slide (RESET)
I2055.5	DI 13 X7:2	V1WR1UQ52UQ16.1-BGS	L290/320 Model Slide (SET)
I2055.6	DI 14 X8:4	V1WR1UQ52UQ17.1-BGR	L320 Model Clamp 1 (RESET)
I2055.7	DI 15 X8:2	V1WR1UQ52UQ17.1-BGS	L320 Model Clamp 1 (SET)

-KF1.13

FESTO

CPX-M-AB-8-M12X2-5POL
549335

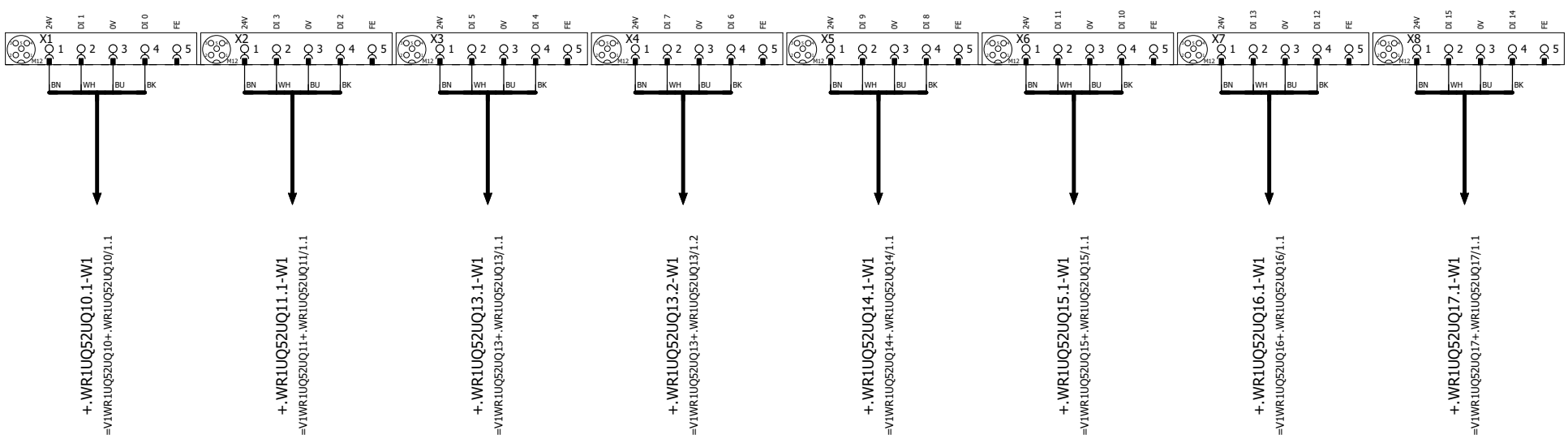

2 4

			Date	10/1/2022	Volvo Trucks North America	Valiant TMS	I/O MOD. DI16 (8 x M12) FOR VTSA-F	Drawing name: =2V03&EFS-EL	= V1WR1UQ52KF1 + V1WR1UQ52
			Ed.	MKLEPADLO	P6700 Underbody Floor Skin - Cell 2V03				
			Appr					Document type: EFS	Project nr: 22-16151
Modification	Date	Name	Original		Replacement of / Replaced by	Scale 1:1			Page 3 / 1721

I2056.0 DI 0 X1:4	V1WR1UQ52UQ18.1-BGR	L320 Model Clamp 2 (RESET)
I2056.1 DI 1 X1:2	V1WR1UQ52UQ18.1-BGS	L320 Model Clamp 2 (SET)
I2056.2 DI 2 X2:4	V1WR1UQ52UQ5.2-BGR	L150 Model Clamp 2 (RESET)
I2056.3 DI 3 X2:2	V1WR1UQ52UQ5.2-BGS	L150 Model Clamp 2 (SET)
I2056.4 DI 4 X3:4	V1WR1UQ52-BG01	Sensor Front Floor Pnl (Common)
I2056.5 DI 5 X3:2	V1WR1UQ52-BG03	Sensor Floor Skin Pnl (Common)
I2056.6 DI 6 X4:4	V1WR1UQ52-BG05	Sensor Floor Rear Skin Pnl (L290/320)
I2056.7 DI 7 X4:2	I2056.7	SPARE
I2057.0 DI 8 X5:4	V1WR1UQ52-BG07	Sensor Stiffening Plate (L150)
I2057.1 DI 9 X5:2	V1WR1UQ52-BG08	Sensor Stiffening Plate (L150)
I2057.2 DI 10 X6:4	V1WR1UQ52-BG09	Sensor Stiffening Plate (L230)
I2057.3 DI 11 X6:2	V1WR1UQ52-BG10	Sensor Stiffening Plate (L230)
I2057.4 DI 12 X7:4	V1WR1UQ52-BG11	Sensor Stiffening Plate (L230/320)
I2057.5 DI 13 X7:2	V1WR1UQ52-BG12	Sensor Stiffening Plate (L230/320)
I2057.6 DI 14 X8:4	V1WR1UQ52-BG13	Sensor Maintenance Lock Pin In Storage
I2057.7 DI 15 X8:2	I2057.7	SPARE

-KF1.14

FESTO
CPX-M-AB-8-M12X2-5POL
549335

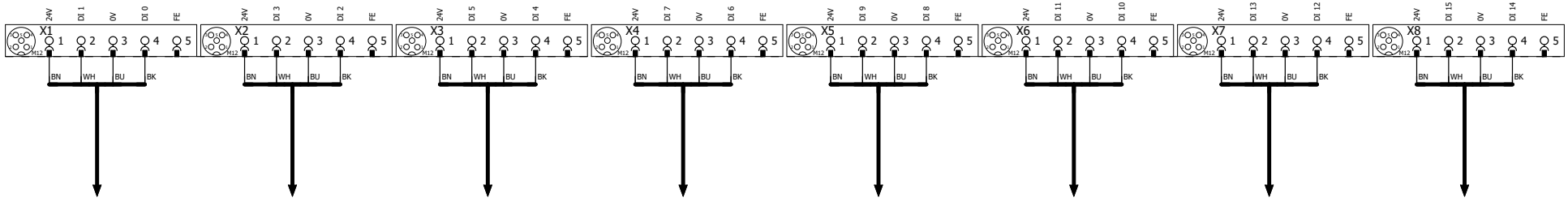

+.WR1UQ52UQ18.1-W1
=V1WR1UQ52UQ18+.WR1UQ52UQ18/1.1

+.WR1UQ52UQ5.2-W1
=V1WR1UQ52UQ5+.WR1UQ52UQ5/1.2

-XG1/3
=V1WR1UQ52BG0/1.1

-BG05
=V1WR1UQ52BG0/1.6

-XG7/8
=V1WR1UQ52BG0/2.4

-XG9/10
=V1WR1UQ52BG0/2.6

-XG11/12
=V1WR1UQ52BG0/3.1

-BG13
=V1WR1UQ52BG0/3.3

			Date	11/2/2022	Volvo Trucks North America		Valiant TMS	I/O MOD. DI16 (8 x M12) FOR VTSA-F	Drawing name: =2V03&EFS-EL	= V1WR1UQ52KF1	
			Ed.	MKLEPADLO						+ V1WR1UQ52	
			Appr		P6700 Underbody Floor Skin - Cell 2V03		Scale 1:1		Document type: EFS	Project nr: 22-16151	Page 4
Modification	Date	Name	Original		Replacement of	Replaced by					1721

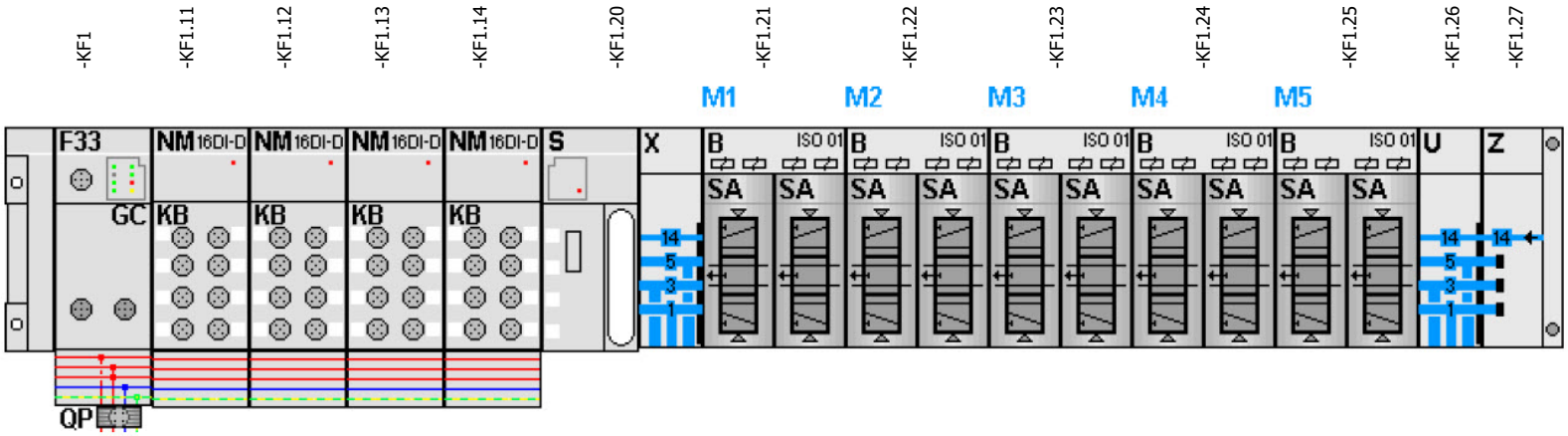

-KF1.21
=V1WR1UQ52UQ1+.WR1UQ52UQ1/1.3
=V1WR1UQ52UQ2+.WR1UQ52UQ2/1.3

FESTO

=V1WR1UQ52UQ1+.WR1UQ52UQ1/1.4	Q2050.0 DO 0 1.1	-QN1.1_Q	Common Shot Pins (RST)
=V1WR1UQ52UQ1+.WR1UQ52UQ1/1.4	Q2050.1 DO 1 1.2	-QN1.2_Q	Common Shot Pins (SET)
=V1WR1UQ52UQ2+.WR1UQ52UQ2/1.4	Q2050.2 DO 2 2.1	-QN2.1_Q	Common Clamps 1 (RST)
=V1WR1UQ52UQ2+.WR1UQ52UQ2/1.4	Q2050.3 DO 3 2.2	-QN2.2_Q	Common Clamps 1 (SET)

-KF1.22
=V1WR1UQ52UQ3+.WR1UQ52UQ3/1.3
=V1WR1UQ52UQ4+.WR1UQ52UQ4/1.3

FESTO

=V1WR1UQ52UQ3+.WR1UQ52UQ3/1.4	Q2050.4 DO 0 1.1	-QN3.1_Q	Common Clamps 2 (RST)
=V1WR1UQ52UQ3+.WR1UQ52UQ3/1.4	Q2050.5 DO 1 1.2	-QN3.2_Q	Common Clamps 2 (SET)
=V1WR1UQ52UQ4+.WR1UQ52UQ4/1.4	Q2050.6 DO 2 2.1	-QN4.1_Q	L150 Model Clamps 1 (RST)
=V1WR1UQ52UQ4+.WR1UQ52UQ4/1.4	Q2050.7 DO 3 2.2	-QN4.2_Q	L150 Model Clamps 1 (SET)

-KF1.23
=V1WR1UQ52UQ5+.WR1UQ52UQ5/1.3
=V1WR1UQ52UQ6+.WR1UQ52UQ6/1.3

FESTO

=V1WR1UQ52UQ5+.WR1UQ52UQ5/1.4	Q2051.0 DO 0 1.1	-QN5.1_Q	L150 Model Clamps 2 (RST)
=V1WR1UQ52UQ5+.WR1UQ52UQ5/1.4	Q2051.1 DO 1 1.2	-QN5.2_Q	L150 Model Clamps 2 (SET)
=V1WR1UQ52UQ6+.WR1UQ52UQ6/1.4	Q2051.2 DO 2 2.1	-QN6.1_Q	L230 Model Shot Pins (RST)
=V1WR1UQ52UQ6+.WR1UQ52UQ6/1.4	Q2051.3 DO 3 2.2	-QN6.2_Q	L230 Model Shot Pins (SET)

-KF1.24
=V1WR1UQ52UQ7+.WR1UQ52UQ7/1.3
=V1WR1UQ52UQ8+.WR1UQ52UQ8/1.3

FESTO

=V1WR1UQ52UQ7+.WR1UQ52UQ7/1.4	Q2051.4 DO 0 1.1	-QN7.1_Q	L230 Model Clamps 1 (RST)
=V1WR1UQ52UQ7+.WR1UQ52UQ7/1.4	Q2051.5 DO 1 1.2	-QN7.2_Q	L230 Model Clamps 1 (SET)
=V1WR1UQ52UQ8+.WR1UQ52UQ8/1.4	Q2051.6 DO 2 2.1	-QN8.1_Q	L230/290/320 Model Clamps (RST)
=V1WR1UQ52UQ8+.WR1UQ52UQ8/1.4	Q2051.7 DO 3 2.2	-QN8.2_Q	L230/290/320 Model Clamps (SET)

-KF1.25
=V1WR1UQ52UQ9+.WR1UQ52UQ9/1.3
=V1WR1UQ52UQ10+.WR1UQ52UQ10/1.3

FESTO

=V1WR1UQ52UQ9+.WR1UQ52UQ9/1.4	Q2052.0 DO 0 1.1	-QN9.1_Q	L290 Model Shot Pins (RST)
=V1WR1UQ52UQ9+.WR1UQ52UQ9/1.4	Q2052.1 DO 1 1.2	-QN9.2_Q	L290 Model Shot Pins (SET)
=V1WR1UQ52UQ10+.WR1UQ52UQ10/1.4	Q2052.2 DO 2 2.1	-QN10.1_Q	L290/320 Model Clamps 1 (RST)
=V1WR1UQ52UQ10+.WR1UQ52UQ10/1.4	Q2052.3 DO 3 2.2	-QN10.2_Q	L290/320 Model Clamps 1 (SET)

=V1WR1UQ52KF2/1

			Date	11/15/2022	Volvo Trucks North America	Valiant TMS	CONNECTING MOD. FOR FESTO DQ	Drawing name: =2V03&EFS-EL	= V1WR1UQ52KF1
			Ed.	KMAFFRE					+ V1WR1UQ52
			Appr		P6700 Underbody Floor Skin - Cell 2V03	Scale 1:1		Document type: EFS	Project nr: 22-16151
Modification	Date	Name	Original		Replacement of / Replaced by				Page 5 / 1721

=V1WR1UQ52WC4/1.6 / W1.2

=V1WR1UQ52KF1/1.4 / KF1-P2

-W1.2
RSM RKM 56-2M/S3059
2m

-KF1-TP1
PROFINET Cable
6XV1840-3AH10

-KF2

X20 7/8" 1 2 PE 4 5
0V_VAL / OUT
0V_EL / SEN
FE
24V_EL / SEN
24V_VAL / OUT

-TP1 M12
-TP2 M12

ON
OFF
1 2 1 2

FESTO
Bus node + Interlinking block
548755 + 550208

-KF2.11

FESTO
CPX-M-AB-8-M12X2-5POL
549335

I2075.0	DI 0 X1:4	V1WR1UQ52UQ1.2-BGR	Common Shot Pin (RESET)
I2075.1	DI 1 X1:2	V1WR1UQ52UQ1.2-BGS	Common Shot Pin (SET)
I2075.2	DI 2 X2:4	V1WR1UQ52UQ2.2-BGR	Common Clamp 1 (RESET)
I2075.3	DI 3 X2:2	V1WR1UQ52UQ2.2-BGS	Common Clamp 1 (SET)
I2075.4	DI 4 X3:4	V1WR1UQ52UQ2.4-BGR	Common Clamp 1 (RESET)
I2075.5	DI 5 X3:2	V1WR1UQ52UQ2.4-BGS	Common Clamp 1 (SET)
I2075.6	DI 6 X4:4	V1WR1UQ52UQ4.1-BGR	L150 Model Clamp 1 (RESET)
I2075.7	DI 7 X4:2	V1WR1UQ52UQ4.1-BGS	L150 Model Clamp 1 (SET)
I2076.0	DI 8 X5:4	V1WR1UQ52UQ6.2-BGR	L230 Model Shot Pin (RESET)
I2076.1	DI 9 X5:2	V1WR1UQ52UQ6.2-BGS	L230 Model Shot Pin (SET)
I2076.2	DI 10 X6:4	V1WR1UQ52UQ7.1-BGR	L230 Model Clamp 1 (RESET)
I2076.3	DI 11 X6:2	V1WR1UQ52UQ7.1-BGS	L230 Model Clamp 1 (SET)
I2076.4	DI 12 X7:4	V1WR1UQ52UQ7.4-BGR	L230 Model Clamp 1 (RESET)
I2076.5	DI 13 X7:2	V1WR1UQ52UQ7.4-BGS	L230 Model Clamp 1 (SET)
I2076.6	DI 14 X8:4	V1WR1UQ52UQ20.1-BGR	L230 Model Clamp 2 (RESET)
I2076.7	DI 15 X8:2	V1WR1UQ52UQ20.1-BGS	L230 Model Clamp 2 (SET)

X1 M12 24V DI 1 0V DI 0 FE
X2 M12 24V DI 3 0V DI 2 FE
X3 M12 24V DI 5 0V DI 4 FE
X4 M12 24V DI 7 0V DI 6 FE
X5 M12 24V DI 9 0V DI 8 FE
X6 M12 24V DI 11 0V DI 10 FE
X7 M12 24V DI 13 0V DI 12 FE
X8 M12 24V DI 15 0V DI 14 FE

1 2 3 4 5
BN WH BU BK

+.WR1UQ52UQ1.2-W1
=V1WR1UQ52UQ1+.WR1UQ52UQ1/1.2

+.WR1UQ52UQ2.2-W1
=V1WR1UQ52UQ2+.WR1UQ52UQ2/1.2

+.WR1UQ52UQ2.4-W1
=V1WR1UQ52UQ2+.WR1UQ52UQ2/1.5

+.WR1UQ52UQ4.1-W1
=V1WR1UQ52UQ4+.WR1UQ52UQ4/1.1

+.WR1UQ52UQ6.2-W1
=V1WR1UQ52UQ6+.WR1UQ52UQ6/1.2

+.WR1UQ52UQ7.1-W1
=V1WR1UQ52UQ7+.WR1UQ52UQ7/1.1

+.WR1UQ52UQ7.4-W1
=V1WR1UQ52UQ7+.WR1UQ52UQ7/1.5

+.WR1UQ52UQ20.1-W1
=V1WR1UQ52UQ20+.WR1UQ52UQ20/1.1

=V1WR1UQ52KF1/5

2

			Date	11/15/2022	Volvo Trucks North America	Valiant TMS	CONNECTING MOD. FOR VTSA MANIFOLD	Drawing name: =2V03&EFS-EL	= V1WR1UQ52KF2	
			Ed.	KMAFFRE					+ V1WR1UQ52	
			Appr		P6700 Underbody Floor Skin - Cell 2V03			Document type: EFS	Project nr: 22-16151	Page 1
Modification	Date	Name	Original		Replacement of	Replaced by	Scale 1:1			1721

-KF2.12

FESTO

CPX-M-AB-8-M12X2-5POL

549335

I2077.0	DI 0 X1:4	V1WR1UQ52UQ8.2-BGR	L230/290/320 Model Clamp (RESET)
I2077.1	DI 1 X1:2	V1WR1UQ52UQ8.2-BGS	L230/290/320 Model Clamp (SET)
I2077.2	DI 2 X2:4	V1WR1UQ52UQ9.2-BGR	L290 Model Shot Pin (RESET)
I2077.3	DI 3 X2:2	V1WR1UQ52UQ9.2-BGS	L290 Model Shot Pin (SET)
I2077.4	DI 4 X3:4	V1WR1UQ52UQ10.2-BGR	L290/320 Model Clamp 1 (RESET)
I2077.5	DI 5 X3:2	V1WR1UQ52UQ10.2-BGS	L290/320 Model Clamp 1 (SET)
I2077.6	DI 6 X4:4	V1WR1UQ52UQ11.2-BGR	L290 Model Clamp 1 (RESET)
I2077.7	DI 7 X4:2	V1WR1UQ52UQ11.2-BGS	L290 Model Clamp 1 (SET)
I2078.0	DI 8 X5:4	V1WR1UQ52UQ11.3-BGR	L290 Model Clamp 1 (RESET)
I2078.1	DI 9 X5:2	V1WR1UQ52UQ11.3-BGS	L290 Model Clamp 1 (SET)
I2078.2	DI 10 X6:4	V1WR1UQ52UQ12.1-BGR	L290 Model Clamp 2 (RESET)
I2078.3	DI 11 X6:2	V1WR1UQ52UQ12.1-BGS	L290 Model Clamp 2 (SET)
I2078.4	DI 12 X7:4	V1WR1UQ52UQ14.2-BGR	L290/320 Model Clamp 3 (RESET)
I2078.5	DI 13 X7:2	V1WR1UQ52UQ14.2-BGS	L290/320 Model Clamp 3 (SET)
I2078.6	DI 14 X8:4	V1WR1UQ52UQ17.2-BGR	L320 Model Clamp 1 (RESET)
I2078.7	DI 15 X8:2	V1WR1UQ52UQ17.2-BGS	L320 Model Clamp 1 (SET)

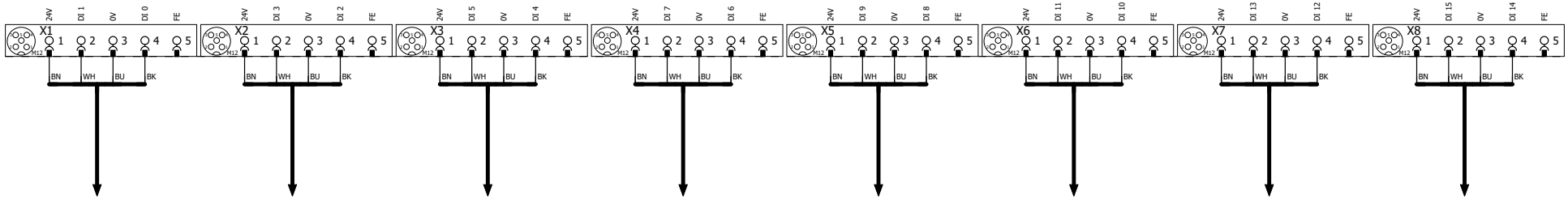

+.WR1UQ52UQ8.2-W1
=V1WR1UQ52UQ8+.WR1UQ52UQ8/1.2

+.WR1UQ52UQ9.2-W1
=V1WR1UQ52UQ9+.WR1UQ52UQ9/1.2

+.WR1UQ52UQ10.2-W1
=V1WR1UQ52UQ10+.WR1UQ52UQ10/1.2

+.WR1UQ52UQ11.2-W1
=V1WR1UQ52UQ11+.WR1UQ52UQ11/1.2

+.WR1UQ52UQ11.3-W1
=V1WR1UQ52UQ11+.WR1UQ52UQ11/1.4

+.WR1UQ52UQ12.1-W1
=V1WR1UQ52UQ12+.WR1UQ52UQ12/1.1

+.WR1UQ52UQ14.2-W1
=V1WR1UQ52UQ14+.WR1UQ52UQ14/1.2

+.WR1UQ52UQ17.2-W1
=V1WR1UQ52UQ17+.WR1UQ52UQ17/1.2

1 3

			Date	10/1/2022	Volvo Trucks North America		Valiant TMS	I/O MOD. DI16 (8 x M12) FOR VTSA-F	Drawing name: =2V03&EFS-EL	= V1WR1UQ52KF2	
			Ed.	MKLEPADLO						+ V1WR1UQ52	
			Appr		P6700 Underbody Floor Skin - Cell 2V03		Scale 1:1		Document type: EFS	Project nr: 22-16151	Page 2
Modification	Date	Name	Original		Replacement of	Replaced by					1721

I2079.0 DI 0 X1:4	V1WR1UQ52UQ18.2-BGR	L320 Model Clamp 2 (RESET)
I2079.1 DI 1 X1:2	V1WR1UQ52UQ18.2-BGS	L320 Model Clamp 2 (SET)
I2079.2 DI 2 X2:4	V1WR1UQ52UQ19.1-BGR	L320 Model Clamp 3 (RESET)
I2079.3 DI 3 X2:2	V1WR1UQ52UQ19.1-BGS	L320 Model Clamp 3 (SET)
I2079.4 DI 4 X3:4	V1WR1UQ52UQ19.2-BGR	L320 Model Clamp 3 (RESET)
I2079.5 DI 5 X3:2	V1WR1UQ52UQ19.2-BGS	L320 Model Clamp 3 (SET)
I2079.6 DI 6 X4:4	V1WR1UQ52UQ19.3-BGR	L320 Model Clamp 3 (RESET)
I2079.7 DI 7 X4:2	V1WR1UQ52UQ19.3-BGS	L320 Model Clamp 3 (SET)
I2080.0 DI 8 X5:4	I2080.0	SPARE
I2080.1 DI 9 X5:2	I2080.1	SPARE
I2080.2 DI 10 X6:4	V1WR1UQ52-BG02	Sensor Front Floor Pnl (Common)
I2080.3 DI 11 X6:2	V1WR1UQ52-BG04	Sensor Floor Skin Pnl (Common)
I2080.4 DI 12 X7:4	V1WR1UQ52-BG06	Sensor Floor Rear Skin Pnl (L290/320)
I2080.5 DI 13 X7:2	I2030.5	SPARE
I2080.6 DI 14 X8:4	I2030.6	SPARE
I2080.7 DI 15 X8:2	I2030.7	SPARE

-KF2.13

FESTO

CPX-M-AB-8-M12X2-5POL

549335

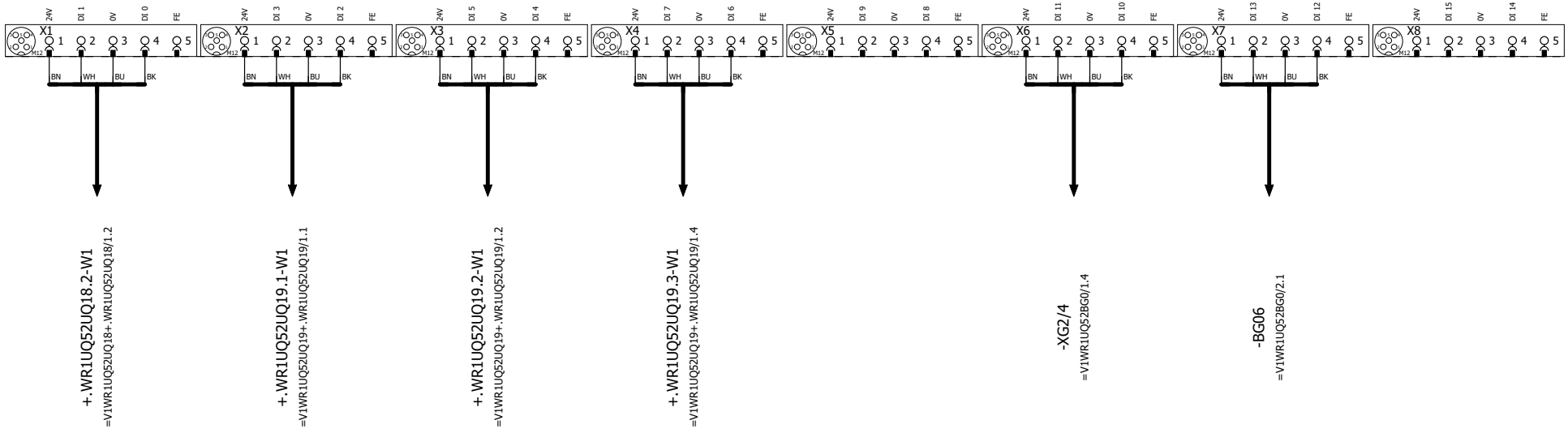

2 4

			Date	11/15/2022	Volvo Trucks North America		Valiant TMS	I/O MOD. DI16 (8 x M12) FOR VTSA-F	Drawing name: =2V03&EFS-EL	= V1WR1UQ52KF2	
			Ed.	KMAFFRE						+ V1WR1UQ52	
			Appr		P6700 Underbody Floor Skin - Cell 2V03		Scale 1:1		Document type: EFS	Project nr: 22-16151	Page 3
Modification	Date	Name	Original		Replacement of	Replaced by					1721

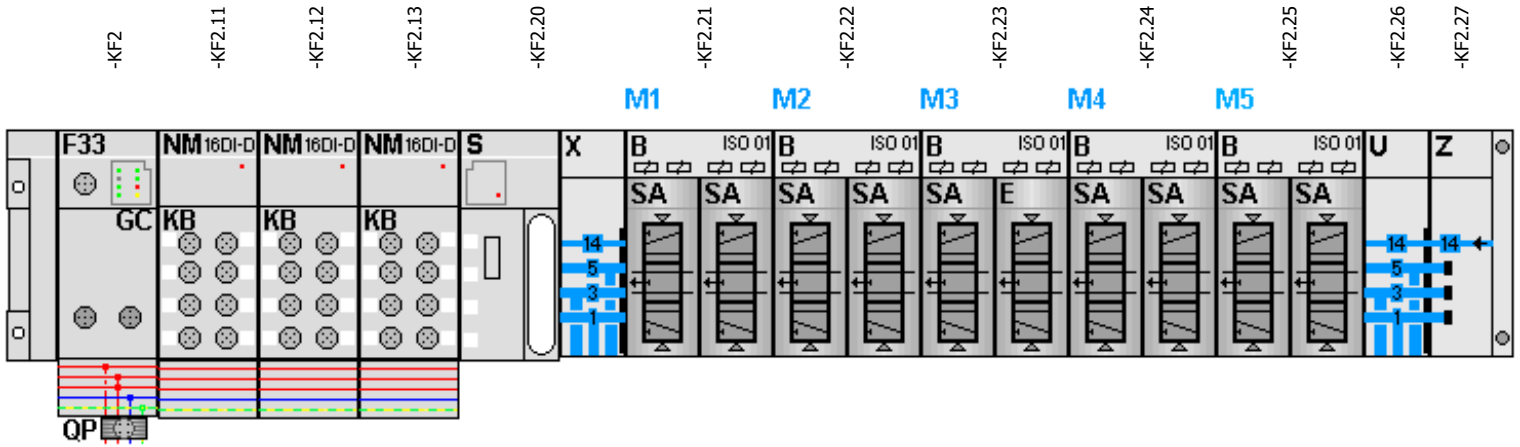

-KF2.21
=V1WR1UQ52UQ11+.WR1UQ52UQ11/1.3
=V1WR1UQ52UQ12+.WR1UQ52UQ12/1.3

FESTO

=V1WR1UQ52UQ11+.WR1UQ52UQ11/1.4	Q2075.0 DO 0 1.1	-QN11.1_Q	L290 Model Clamps 1 (RST)
=V1WR1UQ52UQ11+.WR1UQ52UQ11/1.4	Q2075.1 DO 1 1.2	-QN11.2_Q	L290 Model Clamps 1 (SET)
=V1WR1UQ52UQ12+.WR1UQ52UQ12/1.4	Q2075.2 DO 2 2.1	-QN12.1_Q	L290 Model Clamp 2 (RST)
=V1WR1UQ52UQ12+.WR1UQ52UQ12/1.4	Q2075.3 DO 3 2.2	-QN12.2_Q	L290 Model Clamp 2 (SET)

-KF2.22
=V1WR1UQ52UQ13+.WR1UQ52UQ13/1.3
=V1WR1UQ52UQ14+.WR1UQ52UQ14/1.3

FESTO

=V1WR1UQ52UQ13+.WR1UQ52UQ13/1.4	Q2075.4 DO 0 1.1	-QN13.1_Q	L290/320 Model Clamps 2 (RST)
=V1WR1UQ52UQ13+.WR1UQ52UQ13/1.4	Q2075.5 DO 1 1.2	-QN13.2_Q	L290/320 Model Clamps 2 (SET)
=V1WR1UQ52UQ14+.WR1UQ52UQ14/1.4	Q2075.6 DO 2 2.1	-QN14.1_Q	L290/320 Model Clamps 3 (RST)
=V1WR1UQ52UQ14+.WR1UQ52UQ14/1.4	Q2075.7 DO 3 2.2	-QN14.2_Q	L290/320 Model Clamps 3 (SET)

-KF2.23
=V1WR1UQ52UQ15+.WR1UQ52UQ15/1.3
=V1WR1UQ52UQ16+.WR1UQ52UQ16/1.3

FESTO

=V1WR1UQ52UQ15+.WR1UQ52UQ15/1.4	Q2076.0 DO 0 1.1	-QN15.1_Q	L290/320 Model Position Lock (RST)
=V1WR1UQ52UQ15+.WR1UQ52UQ15/1.4	Q2076.1 DO 1 1.2	-QN15.2_Q	L290/320 Model Position Lock (SET)
=V1WR1UQ52UQ16+.WR1UQ52UQ16/1.4	Q2076.2 DO 2 2.1	-QN16.1_Q	L290/320 Model Slide (RST)
=V1WR1UQ52UQ16+.WR1UQ52UQ16/1.4	Q2076.3 DO 3 2.2	-QN16.2_Q	L290/320 Model Slide (SET)

-KF2.24
=V1WR1UQ52UQ17+.WR1UQ52UQ17/1.3
=V1WR1UQ52UQ18+.WR1UQ52UQ18/1.3

FESTO

=V1WR1UQ52UQ17+.WR1UQ52UQ17/1.4	Q2076.4 DO 0 1.1	-QN17.1_Q	L320 Model Clamps 1 (RST)
=V1WR1UQ52UQ17+.WR1UQ52UQ17/1.4	Q2076.5 DO 1 1.2	-QN17.2_Q	L320 Model Clamps 1 (SET)
=V1WR1UQ52UQ18+.WR1UQ52UQ18/1.4	Q2076.6 DO 2 2.1	-QN18.1_Q	L320 Model Clamps 2 (RST)
=V1WR1UQ52UQ18+.WR1UQ52UQ18/1.4	Q2076.7 DO 3 2.2	-QN18.2_Q	L320 Model Clamps 2 (SET)

-KF2.25
=V1WR1UQ52UQ19+.WR1UQ52UQ19/1.3
=V1WR1UQ52UQ20+.WR1UQ52UQ20/1.3

FESTO

=V1WR1UQ52UQ19+.WR1UQ52UQ19/1.4	Q2077.0 DO 0 1.1	-QN19.1_Q	L320 Model Clamps 3 (RST)
=V1WR1UQ52UQ19+.WR1UQ52UQ19/1.4	Q2077.1 DO 1 1.2	-QN19.2_Q	L320 Model Clamps 3 (SET)
=V1WR1UQ52UQ20+.WR1UQ52UQ20/1.4	Q2077.2 DO 2 2.1	-QN20.1_Q	L230 Model Clamp 2 (RST)
=V1WR1UQ52UQ20+.WR1UQ52UQ20/1.4	Q2077.3 DO 3 2.2	-QN20.2_Q	L230 Model Clamp 2 (SET)

3

=V1WR1UQ52UQ1+.WR1UQ52UQ1/1

			Date	11/16/2022	Volvo Trucks North America	Valiant TMS	CONNECTING MOD. FOR FESTO DQ	Drawing name: =2V03&EFS-EL	= V1WR1UQ52KF2
			Ed.	KMAFFRE					+ V1WR1UQ52
			Appr		P6700 Underbody Floor Skin - Cell 2V03	Scale 1:1		Document type: EFS	Project nr: 22-16151
Modification	Date	Name	Original		Replacement of / Replaced by				Page 4 / 1721

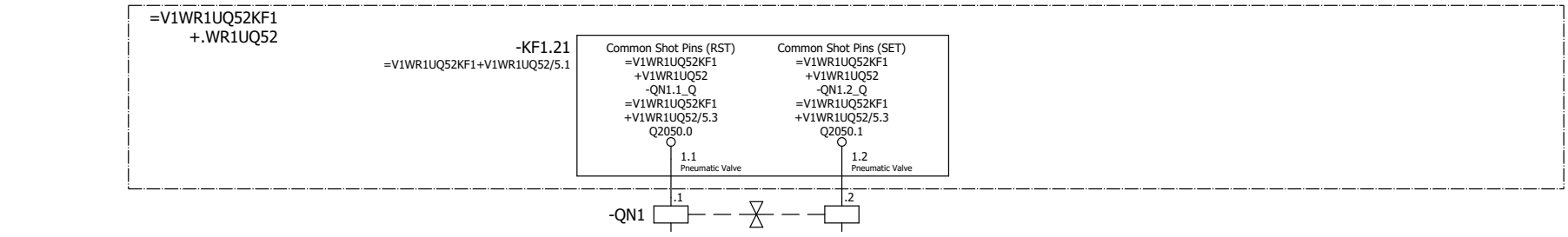

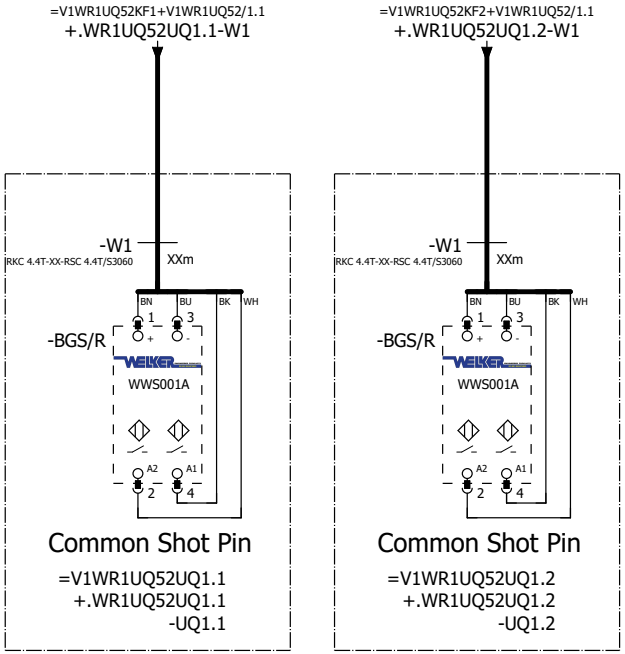

=V1WR1UQ52
-UQ1.1-BGS/R
Common
Shot Pin

=V1WR1UQ52
-UQ1.2-BGS/R
Common
Shot Pin

=V1WR1UQ52KF2+V1WR1UQ52/4

=V1WR1UQ52UQ2+.WR1UQ52UQ2/1

			Date	10/1/2022	Volvo Trucks North America	Valiant TMS	FESTO DQ CONNECTION QN1	Drawing name: =2V03&EFS-EL	= V1WR1UQ52UQ1	
			Ed.	MKLEPADLO					+ V1WR1UQ52UQ1	
			Appr		P6700 Underbody Floor Skin - Cell 2V03	Scale 1:1		Document type: EFS	Project nr: 22-16151	Page 1
Modification	Date	Name	Original		Replacement of	Replaced by				1721

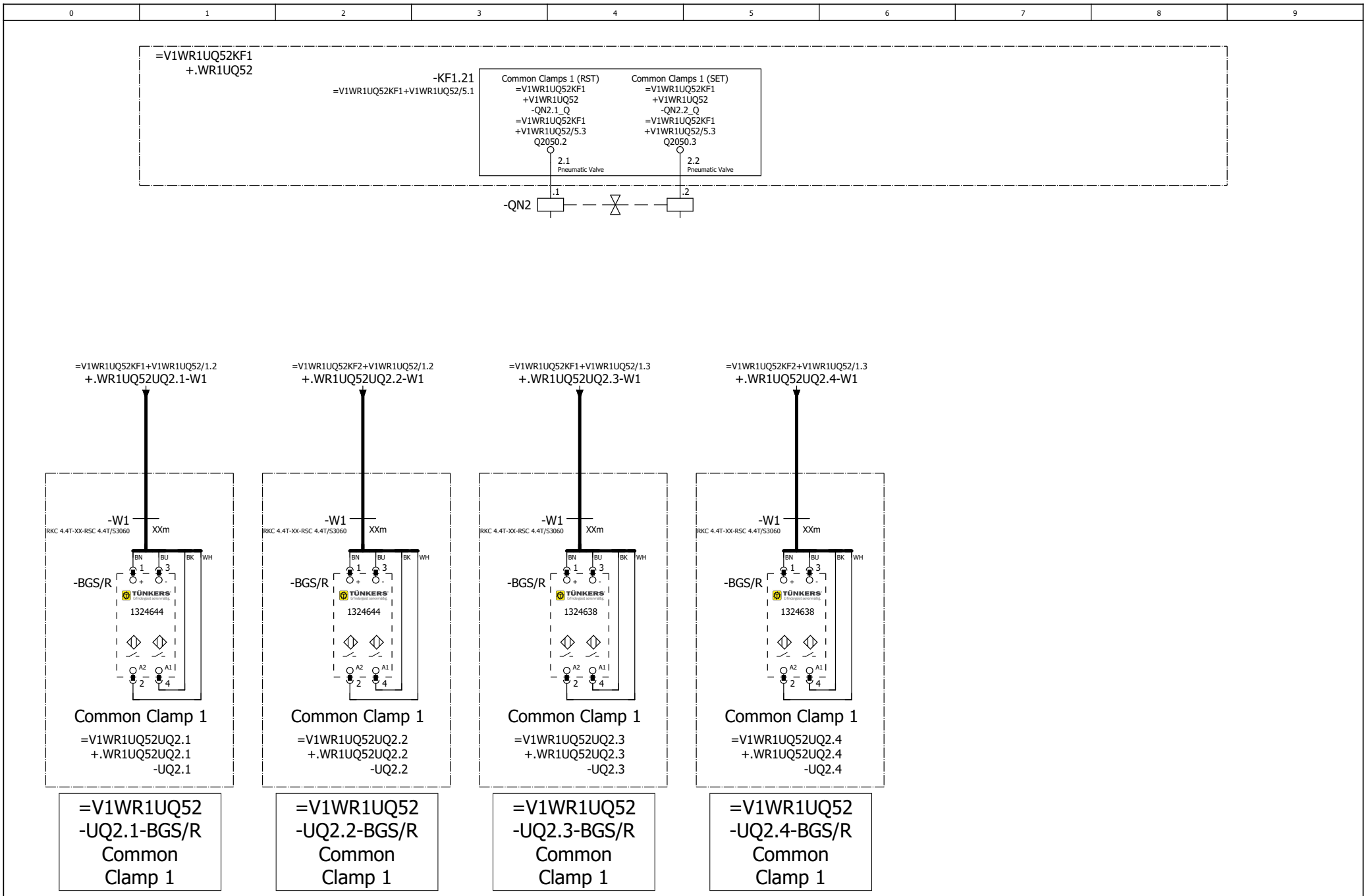

=V1WR1UQ52UQ1+.WR1UQ52UQ1/1

=V1WR1UQ52UQ3+.WR1UQ52UQ3/1

			Date	10/1/2022	Volvo Trucks North America	Valiant TMS	FESTO DQ CONNECTION QN2	Drawing name: =2V03&EFS-EL	= V1WR1UQ52UQ2	
			Ed.	MKLEPADLO					+ V1WR1UQ52UQ2	
			Appr		P6700 Underbody Floor Skin - Cell 2V03			Document type: EFS	Project nr: 22-16151	Page 1
Modification	Date	Name	Original		Replacement of	Replaced by	Scale 1:1			1721

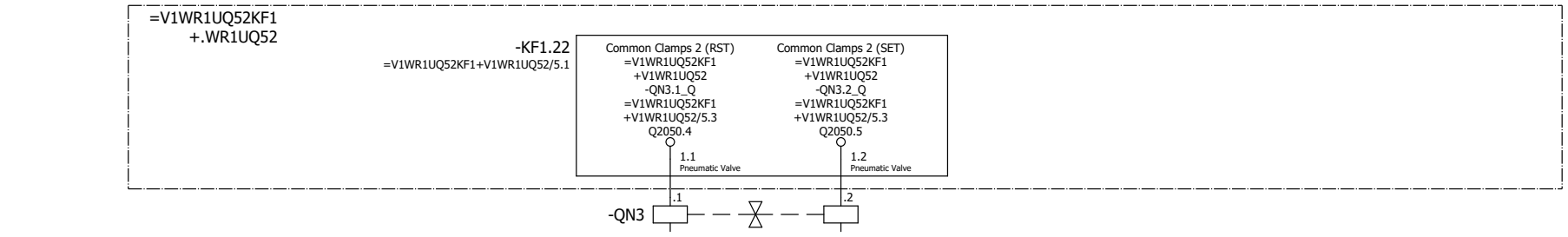

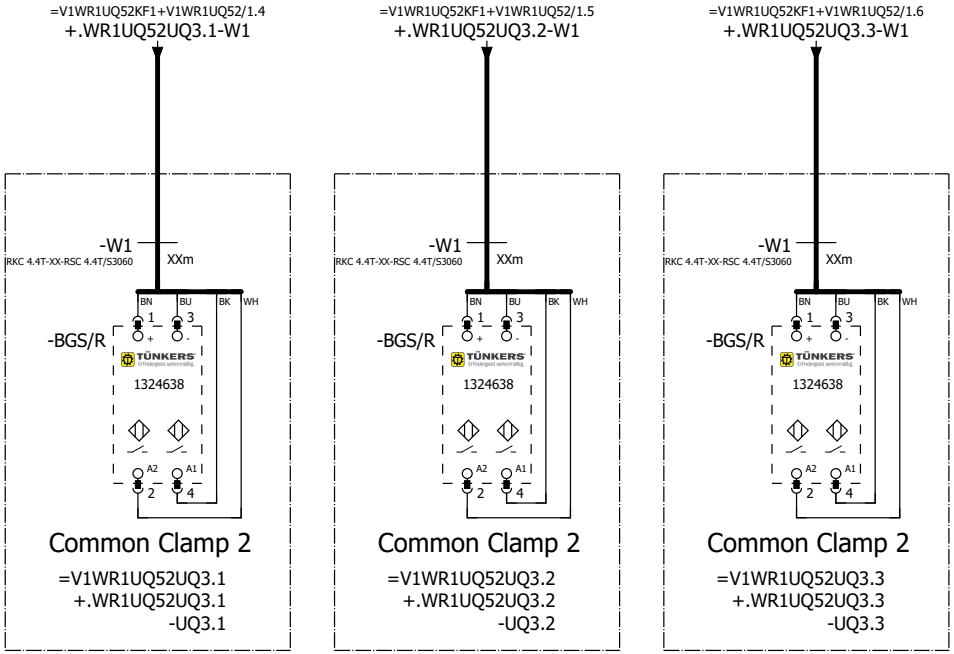

=V1WR1UQ52
-UQ3.1-BGS/R
Common
Clamp 2

=V1WR1UQ52
-UQ3.2-BGS/R
Common
Clamp 2

=V1WR1UQ52
-UQ3.3-BGS/R
Common
Clamp 2

=V1WR1UQ52UQ2+.WR1UQ52UQ2/1

=V1WR1UQ52UQ4+.WR1UQ52UQ4/1

			Date	10/1/2022	Volvo Trucks North America	Valiant TMS	FESTO DQ CONNECTION QN3	Drawing name: =2V03&EFS-EL	= V1WR1UQ52UQ3	
			Ed.	MKLEPADLO					+ V1WR1UQ52UQ3	
			Appr		P6700 Underbody Floor Skin - Cell 2V03	Scale 1:1		Document type: EFS	Project nr: 22-16151	Page 1
Modification	Date	Name	Original		Replacement of	Replaced by				1721

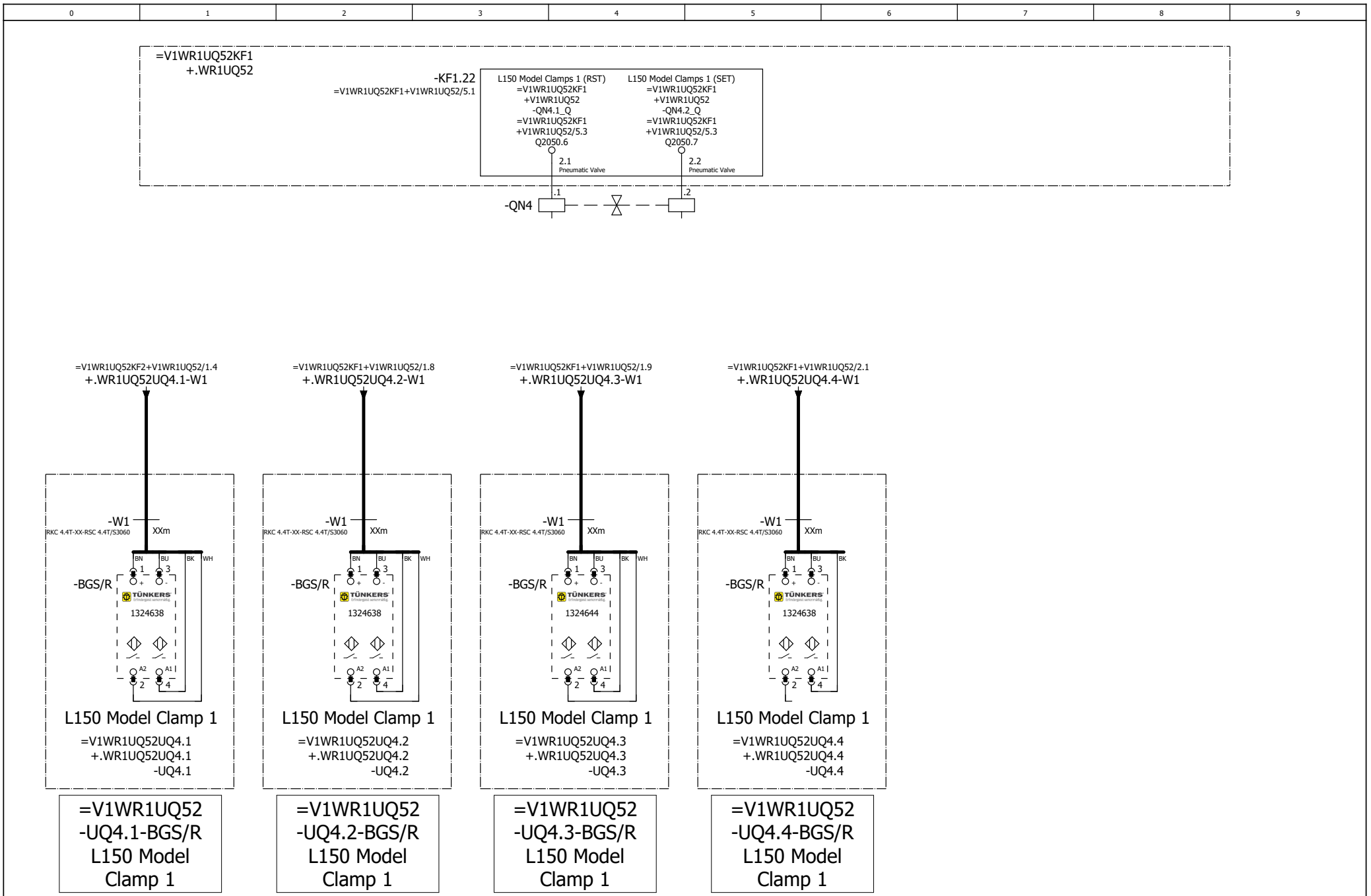

=V1WR1UQ52UQ3+.WR1UQ52UQ3/1

=V1WR1UQ52UQ5+.WR1UQ52UQ5/1

			Date	10/1/2022	Volvo Trucks North America	Valiant TMS	FESTO DQ CONNECTION QN4	Drawing name: =2V03&EFS-EL	= V1WR1UQ52UQ4	
			Ed.	MKLEPADLO					+ V1WR1UQ52UQ4	
			Appr		P6700 Underbody Floor Skin - Cell 2V03			Document type: EFS	Project nr: 22-16151	Page 1
Modification	Date	Name	Original		Replacement of	Replaced by	Scale 1:1			1721

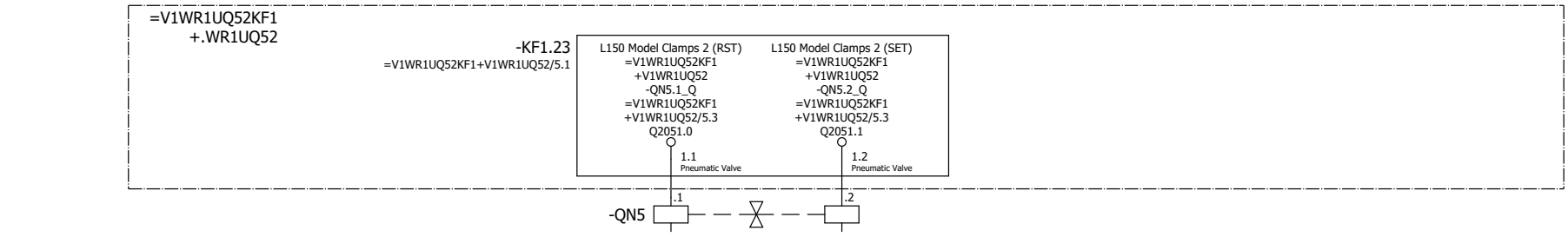

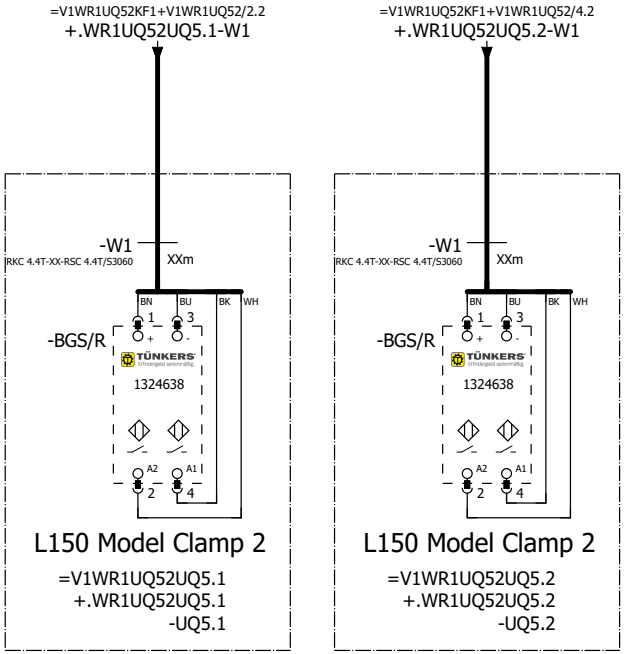

=V1WR1UQ52
-UQ5.1-BGS/R
L150 Model
Clamp 2

=V1WR1UQ52
-UQ5.2-BGS/R
L150 Model
Clamp 2

=V1WR1UQ52UQ4+.WR1UQ52UQ4/1

=V1WR1UQ52UQ6+.WR1UQ52UQ6/1

			Date	11/14/2022	Volvo Trucks North America	Valiant TMS	FESTO DQ CONNECTION QN5	Drawing name: =2V03&EFS-EL	= V1WR1UQ52UQ5	
			Ed.	KMAFFRE					+ V1WR1UQ52UQ5	
			Appr		P6700 Underbody Floor Skin - Cell 2V03	Scale 1:1		Document type: EFS	Project nr: 22-16151	Page 1
Modification	Date	Name	Original		Replacement of	Replaced by				1721

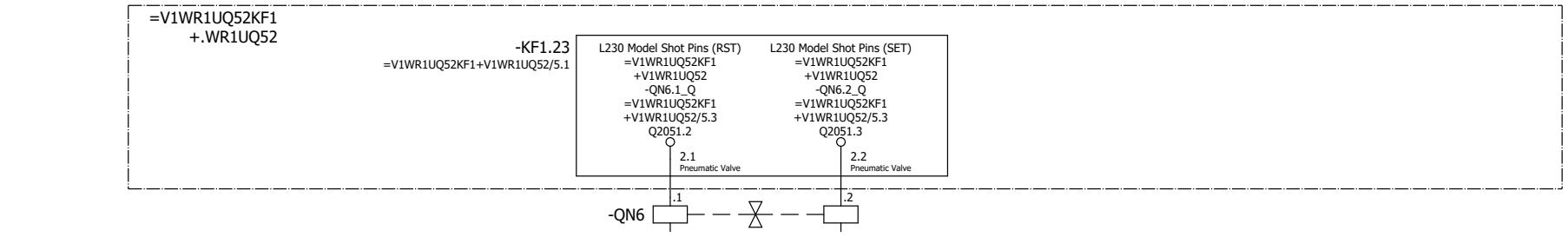

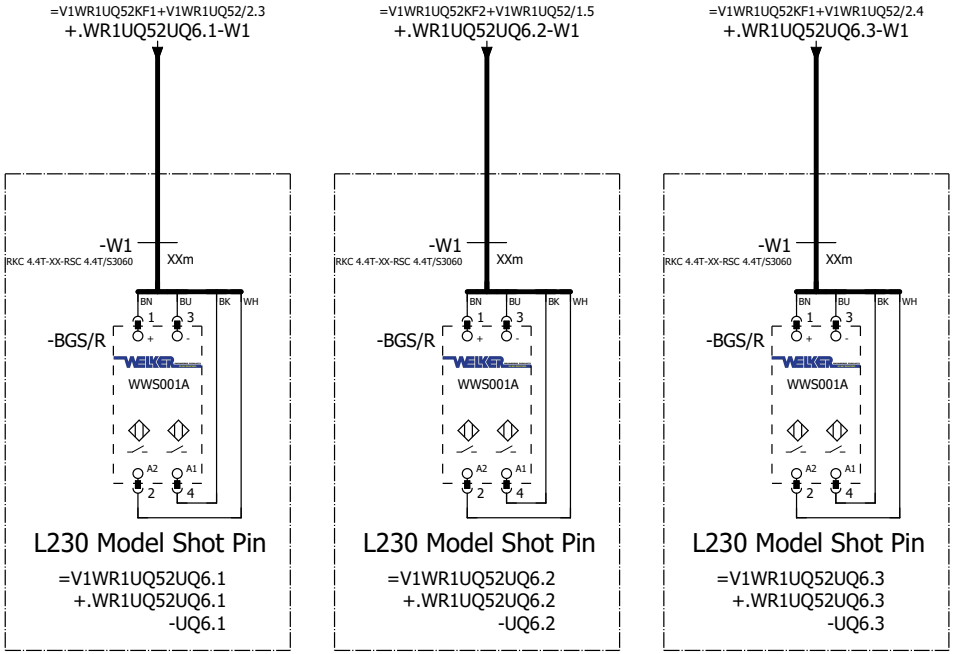

=V1WR1UQ52
-UQ6.1-BGS/R
L230 Model
Shot Pin

=V1WR1UQ52
-UQ6.2-BGS/R
L230 Model
Shot Pin

=V1WR1UQ52
-UQ6.3-BGS/R
L230 Model
Shot Pin

=V1WR1UQ52UQ5+.WR1UQ52UQ5/1

=V1WR1UQ52UQ7+.WR1UQ52UQ7/1

			Date	10/1/2022	Volvo Trucks North America	Valiant TMS	FESTO DQ CONNECTION QN6	Drawing name: =2V03&EFS-EL	= V1WR1UQ52UQ6		
			Ed.	MKLEPADLO					+ V1WR1UQ52UQ6		
			Appr		P6700 Underbody Floor Skin - Cell 2V03			Document type: EFS	Project nr: 22-16151	Page	1
Modification	Date	Name	Original		Replacement of	Replaced by	Scale 1:1				1721

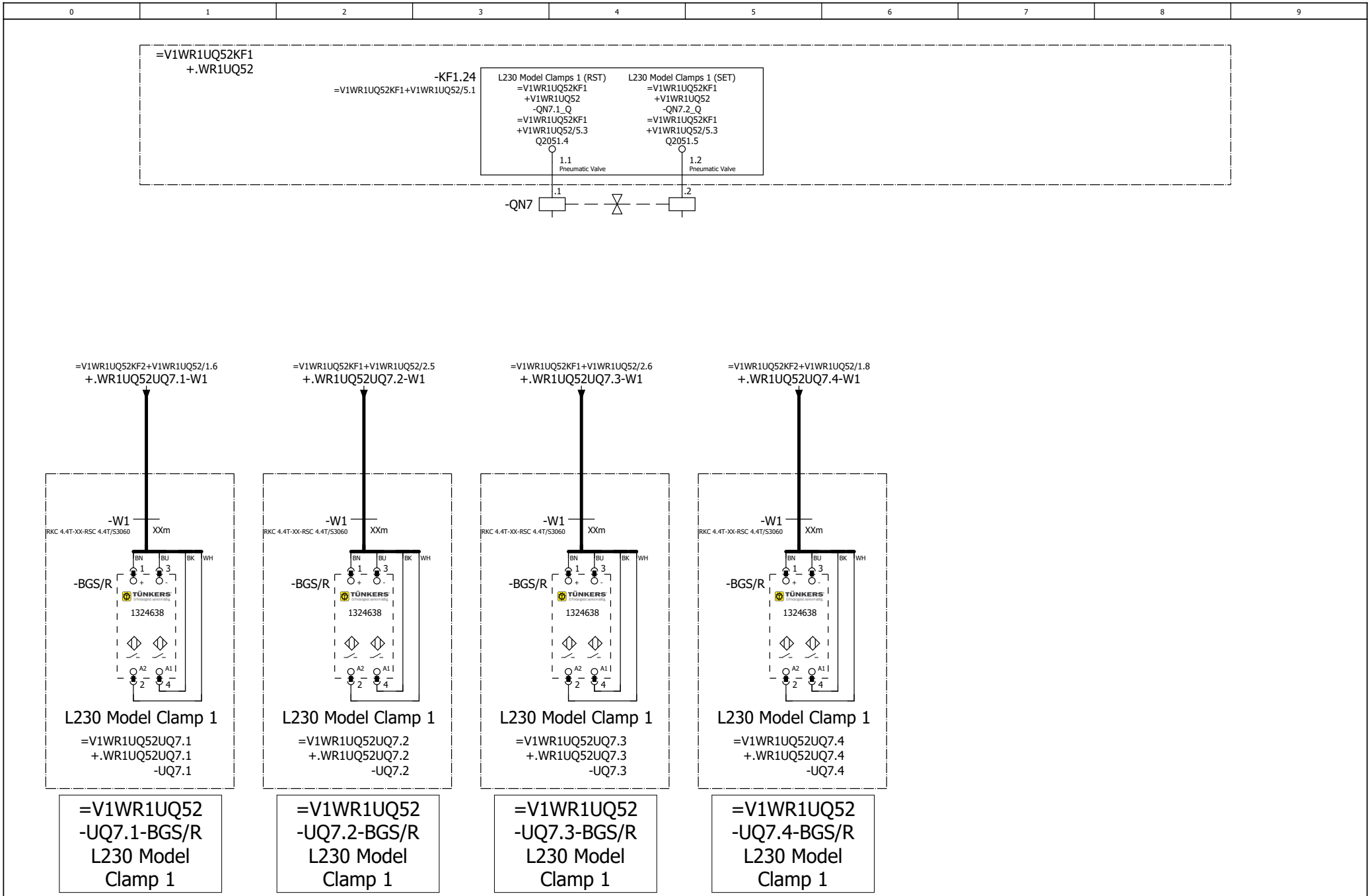

=V1WR1UQ52UQ6+.WR1UQ52UQ6/1

=V1WR1UQ52UQ8+.WR1UQ52UQ8/1

			Date	11/15/2022	Volvo Trucks North America	Valiant TMS	FESTO DQ CONNECTION QN7	Drawing name: =2V03&EFS-EL	= V1WR1UQ52UQ7
			Ed.	KMAFFRE					+ V1WR1UQ52UQ7
			Appr		P6700 Underbody Floor Skin - Cell 2V03			Document type: EFS	Project nr: 22-16151
Modification	Date	Name	Original		Replacement of / Replaced by	Scale 1:1			Page 1 / 1721

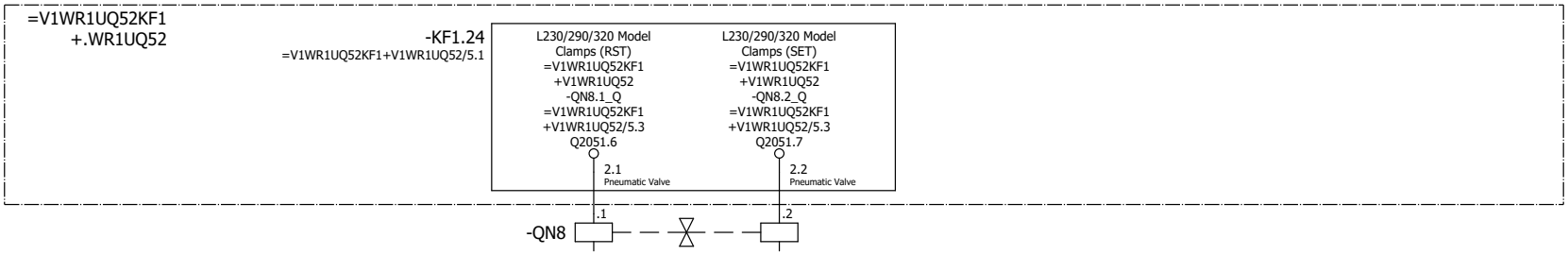

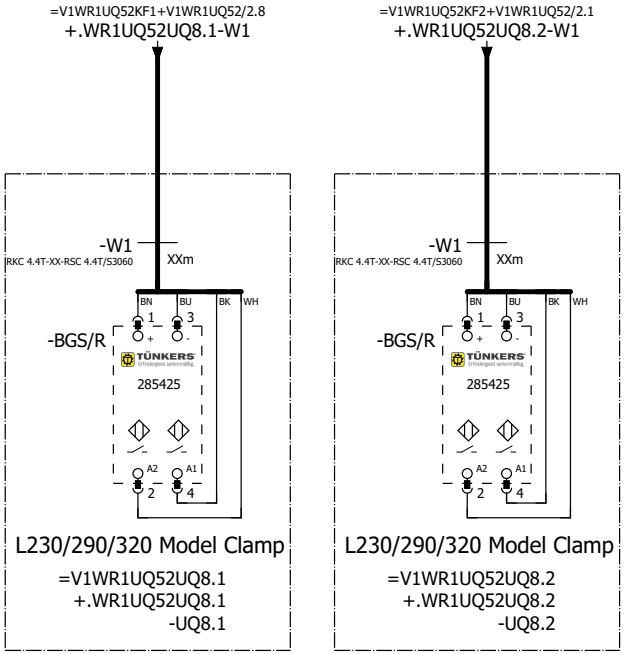

=V1WR1UQ52
-UQ8.1-BGS/R
L230/290/320
Model Clamp

=V1WR1UQ52
-UQ8.2-BGS/R
L230/290/320
Model Clamp

=V1WR1UQ52UQ7+.WR1UQ52UQ7/1

=V1WR1UQ52UQ9+.WR1UQ52UQ9/1

			Date	10/1/2022	Volvo Trucks North America	Valiant TMS	FESTO DQ CONNECTION QN8	Drawing name: =2V03&EFS-EL	= V1WR1UQ52UQ8	
			Ed.	MKLEPADLO					+ V1WR1UQ52UQ8	
			Appr		P6700 Underbody Floor Skin - Cell 2V03	Scale 1:1		Document type: EFS	Project nr: 22-16151	Page 1
Modification	Date	Name	Original		Replacement of / Replaced by					1721

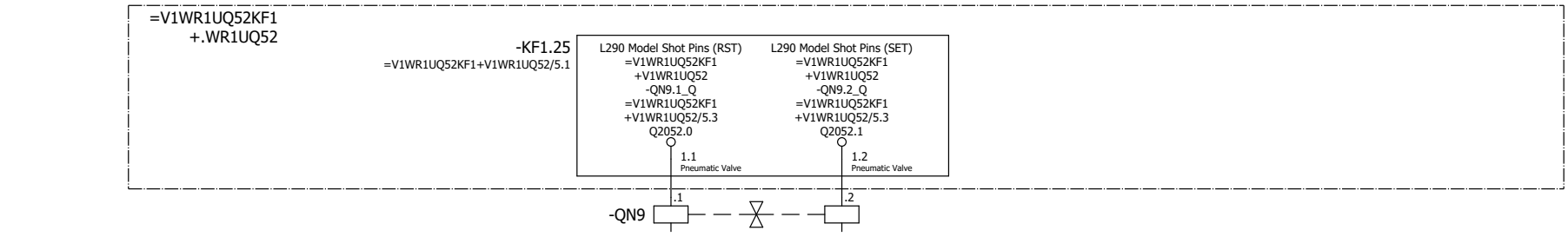

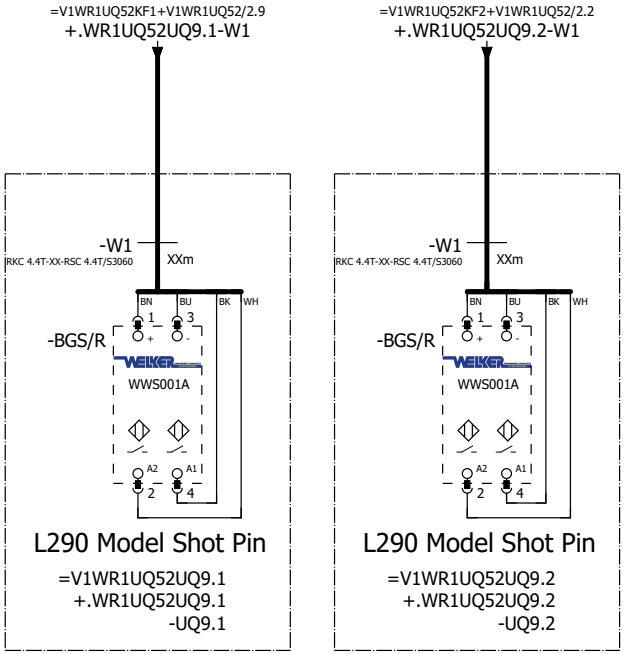

=V1WR1UQ52
-UQ9.1-BGS/R
L290 Model
Shot Pin

=V1WR1UQ52
-UQ9.2-BGS/R
L290 Model
Shot Pin

=V1WR1UQ52UQ8+.WR1UQ52UQ8/1

=V1WR1UQ52UQ10+.WR1UQ52UQ10/1

			Date	10/1/2022	Volvo Trucks North America	Valiant TMS	FESTO DQ CONNECTION QN9	Drawing name: =2V03&EFS-EL	= V1WR1UQ52UQ9	
			Ed.	MKLEPADLO					+ V1WR1UQ52UQ9	
			Appr		P6700 Underbody Floor Skin - Cell 2V03			Document type: EFS	Project nr: 22-16151	Page 1
Modification	Date	Name	Original		Replacement of	Replaced by	Scale 1:1			1721

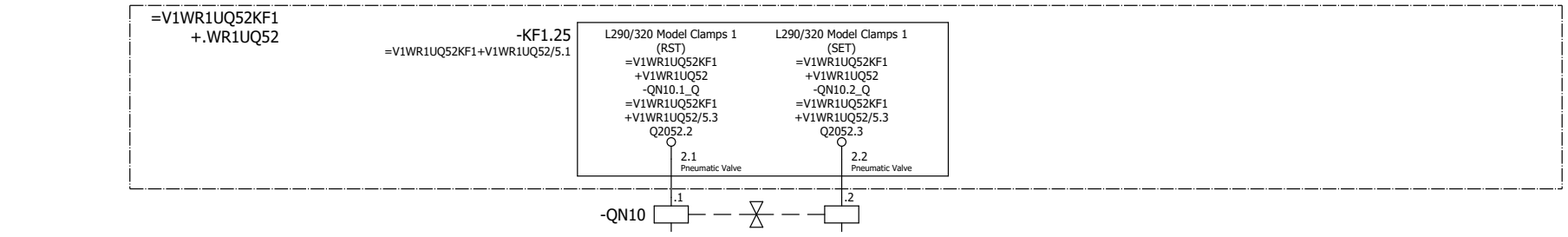

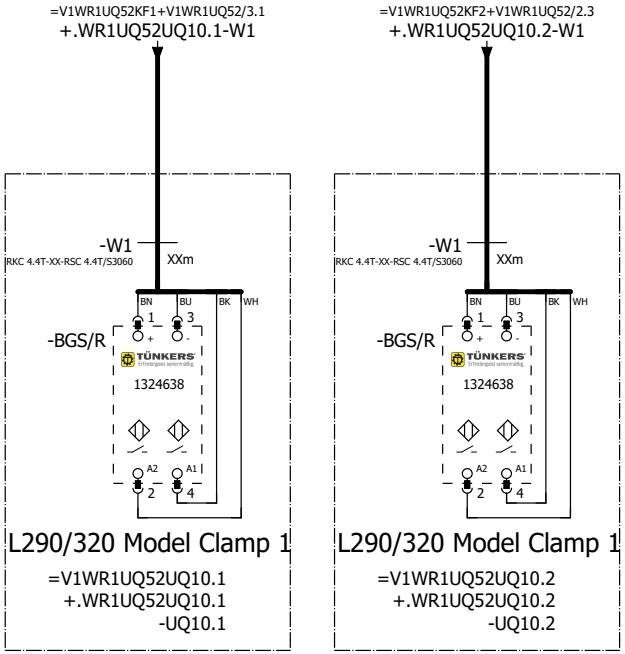

=V1WR1UQ52
-UQ10.1-BGS/R
L290/320 Model
Clamp 1

=V1WR1UQ52
-UQ10.2-BGS/R
L290/320 Model
Clamp 1

=V1WR1UQ52UQ9+.WR1UQ52UQ9/1

=V1WR1UQ52UQ11+.WR1UQ52UQ11/1

			Date	10/1/2022	Volvo Trucks North America	Valiant TMS	FESTO DQ CONNECTION QN10	Drawing name: =2V03&EFS-EL	= V1WR1UQ52UQ10		
			Ed.	MKLEPADLO					+ V1WR1UQ52UQ10		
			Appr		P6700 Underbody Floor Skin - Cell 2V03			Document type: EFS	Project nr: 22-16151	Page	1
Modification	Date	Name	Original		Replacement of	Replaced by	Scale 1:1				1721

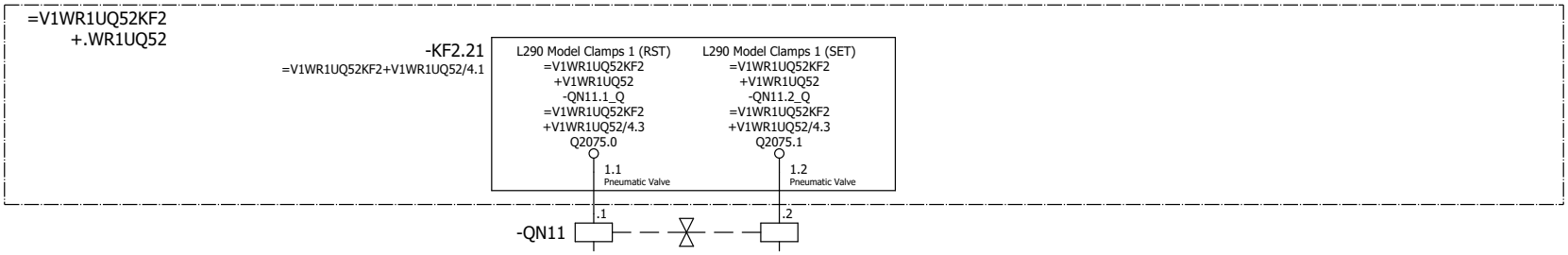

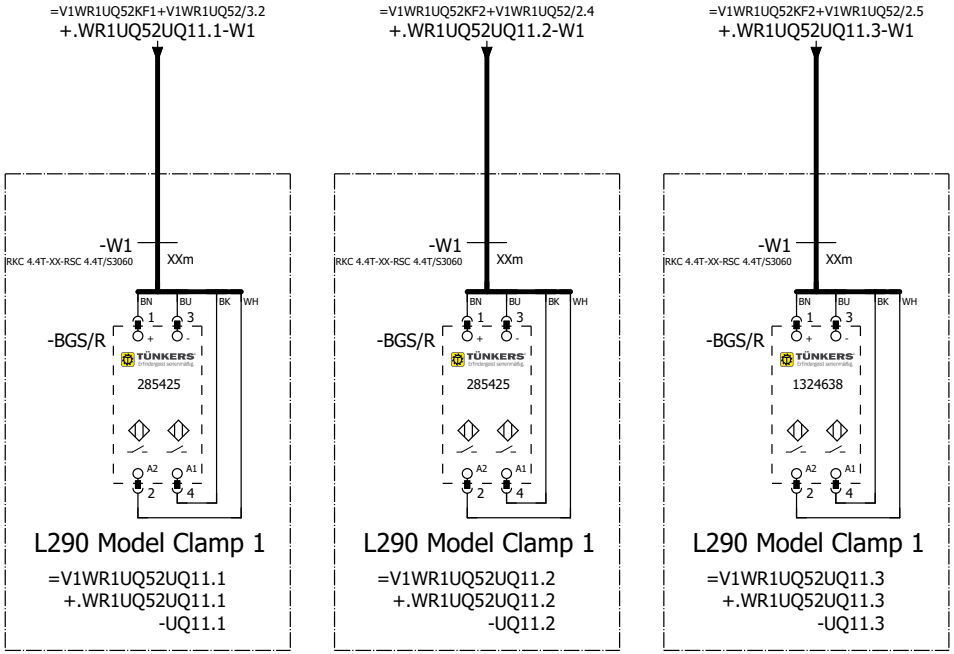

=V1WR1UQ52
-UQ11.1-BGS/R
L290 Model
Clamp 1

=V1WR1UQ52
-UQ11.2-BGS/R
L290 Model
Clamp 1

=V1WR1UQ52
-UQ11.3-BGS/R
L290 Model
Clamp 1

=V1WR1UQ52UQ10+.WR1UQ52UQ10/1

=V1WR1UQ52UQ12+.WR1UQ52UQ12/1

			Date	10/1/2022	Volvo Trucks North America	Valiant TMS	FESTO DQ CONNECTION QN11	Drawing name: =2V03&EFS-EL	= V1WR1UQ52UQ11	
			Ed.	MKLEPADLO					+ V1WR1UQ52UQ11	
			Appr		P6700 Underbody Floor Skin - Cell 2V03	Scale 1:1		Document type: EFS	Project nr: 22-16151	Page 1
Modification	Date	Name	Original		Replacement of	Replaced by				1721

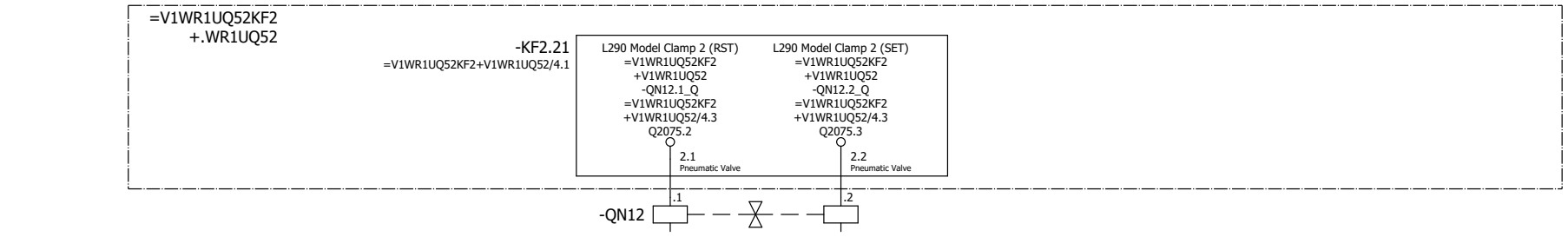

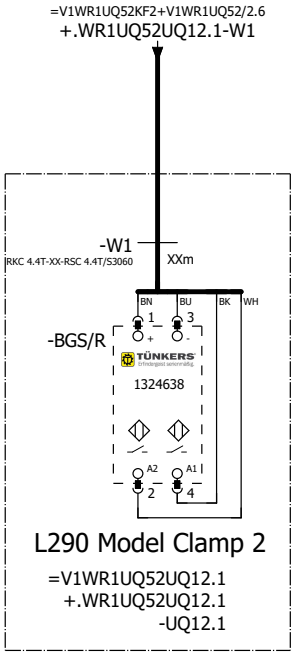

=V1WR1UQ52 -UQ12.1-BGS/R L290 Model Clamp 2

=V1WR1UQ52UQ11+.WR1UQ52UQ11/1

=V1WR1UQ52UQ13+.WR1UQ52UQ13/1

			Date	10/1/2022	Volvo Trucks North America	Valiant TMS	FESTO DQ CONNECTION QN12	Drawing name: =2V03&EFS-EL	= V1WR1UQ52UQ12	
			Ed.	MKLEPADLO					+ V1WR1UQ52UQ12	
			Appr		P6700 Underbody Floor Skin - Cell 2V03			Document type: EFS	Project nr: 22-16151	Page 1
Modification	Date	Name	Original		Replacement of / Replaced by	Scale 1:1				1721

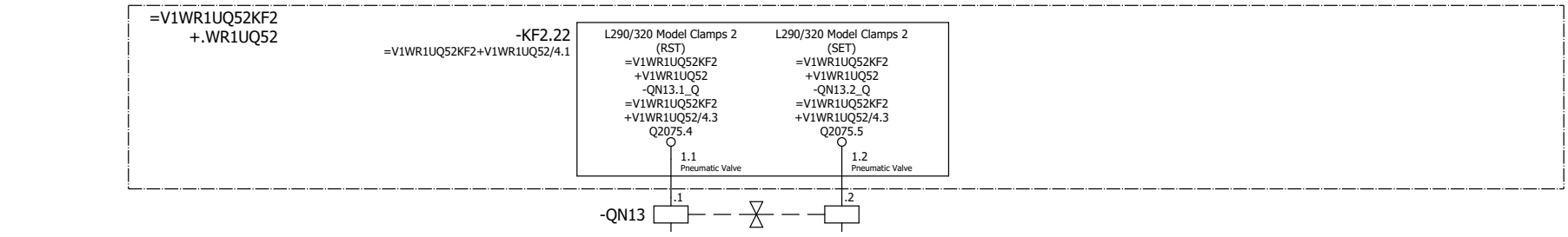

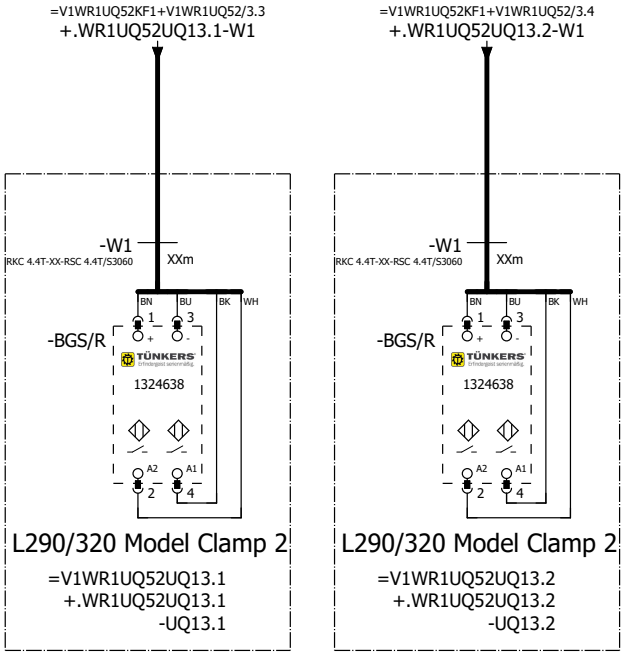

=V1WR1UQ52
-UQ13.1-BGS/R
L290/320 Model
Clamp 2

=V1WR1UQ52
-UQ13.2-BGS/R
L290/320 Model
Clamp 2

=V1WR1UQ52UQ12+.WR1UQ52UQ12/1

=V1WR1UQ52UQ14+.WR1UQ52UQ14/1

			Date	10/1/2022	Volvo Trucks North America		Valiant TMS	FESTO DQ CONNECTION QN13	Drawing name: =2V03&EFS-EL	= V1WR1UQ52UQ13	
			Ed.	MKLEPADLO						+ V1WR1UQ52UQ13	
			Appr		P6700 Underbody Floor Skin - Cell 2V03				Document type: EFS	Project nr: 22-16151	Page 1
Modification	Date	Name	Original		Replacement of	Replaced by	Scale 1:1				1721

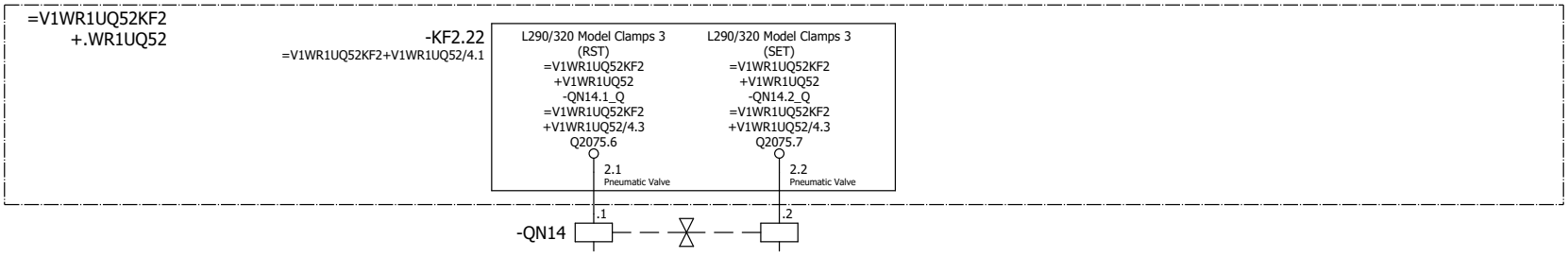

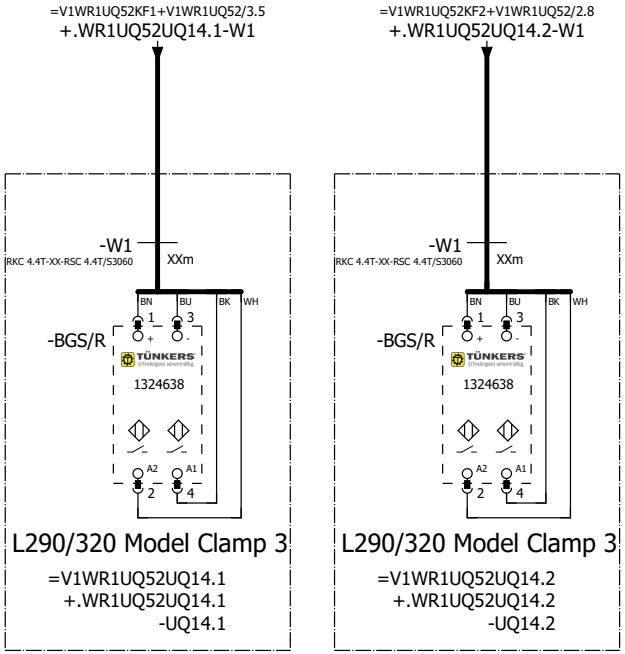

=V1WR1UQ52
-UQ14.1-BGS/R
L290/320 Model
Clamp 3

=V1WR1UQ52
-UQ14.2-BGS/R
L290/320 Model
Clamp 3

=V1WR1UQ52UQ13+.WR1UQ52UQ13/1

=V1WR1UQ52UQ15+.WR1UQ52UQ15/1

			Date	10/1/2022	Volvo Trucks North America	Valiant TMS	FESTO DQ CONNECTION QN14	Drawing name: =2V03&EFS-EL	= V1WR1UQ52UQ14	
			Ed.	MKLEPADLO					+ V1WR1UQ52UQ14	
			Appr		P6700 Underbody Floor Skin - Cell 2V03	Scale 1:1		Document type: EFS	Project nr: 22-16151	Page 1
Modification	Date	Name	Original		Replacement of	Replaced by				1721

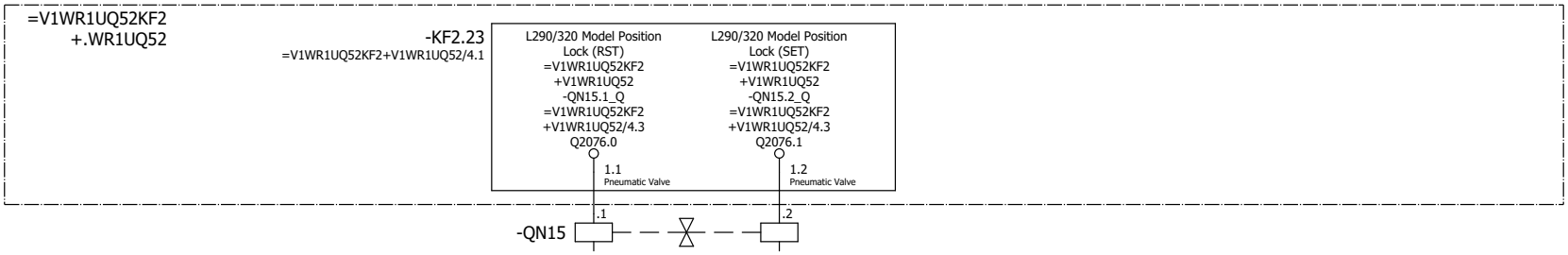

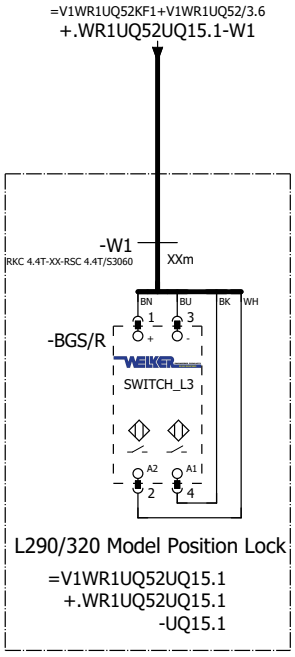

=V1WR1UQ52 -UQ15.1-BGS/R L290/320 Model Position Lock

=V1WR1UQ52UQ14+.WR1UQ52UQ14/1

=V1WR1UQ52UQ16+.WR1UQ52UQ16/1

			Date	10/1/2022	Volvo Trucks North America	Valiant TMS	FESTO DQ CONNECTION QN15	Drawing name: =2V03&EFS-EL	= V1WR1UQ52UQ15		
			Ed.	MKLEPADLO					+ V1WR1UQ52UQ15		
			Appr		P6700 Underbody Floor Skin - Cell 2V03			Document type: EFS	Project nr: 22-16151	Page	1
Modification	Date	Name	Original		Replacement of	Replaced by	Scale 1:1				1721

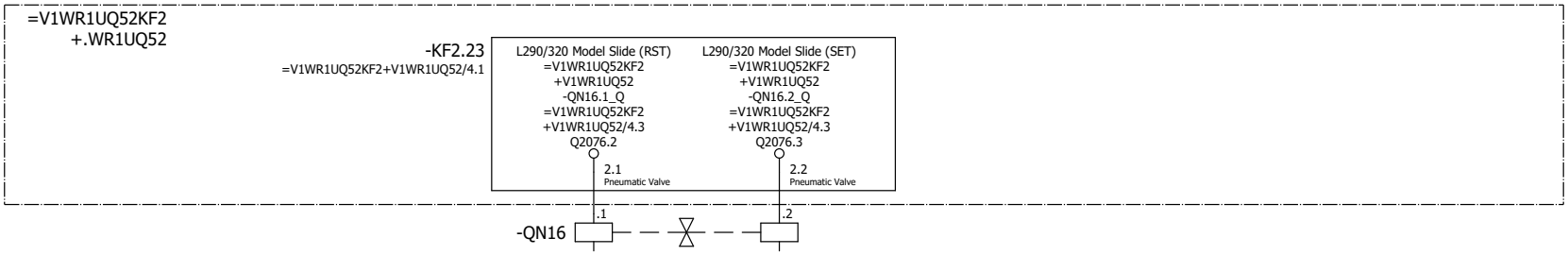

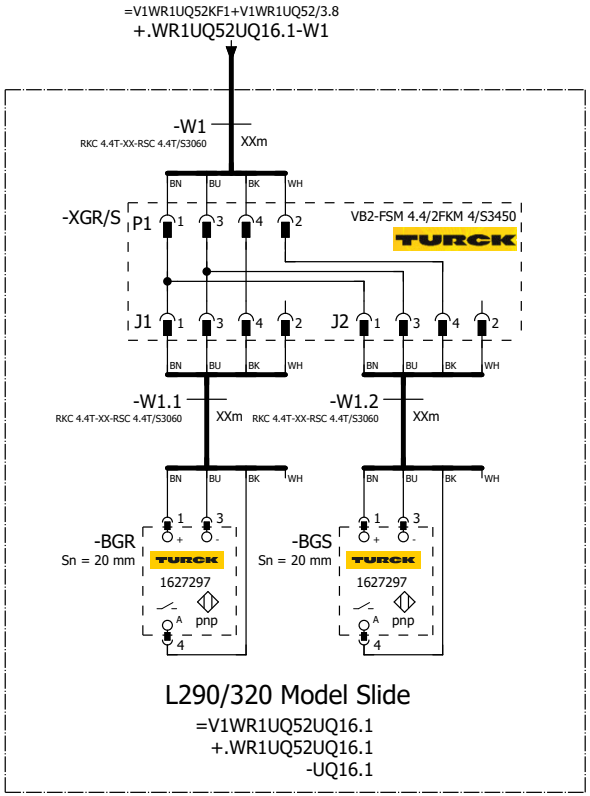

=V1WR1UQ52 -UQ16.1-BGR L290/320 Model Slide	=V1WR1UQ52 -UQ16.1-BGS L290/320 Model Slide

=V1WR1UQ52UQ15+.WR1UQ52UQ15/1

=V1WR1UQ52UQ17+.WR1UQ52UQ17/1

			Date	10/1/2022	Volvo Trucks North America	Valiant TMS	FESTO DQ CONNECTION QN16	Drawing name: =2V03&EFS-EL	= V1WR1UQ52UQ16	
			Ed.	MKLEPADLO					+ V1WR1UQ52UQ16	
			Appr		P6700 Underbody Floor Skin - Cell 2V03	Scale 1:1		Document type: EFS	Project nr: 22-16151	Page 1
Modification	Date	Name	Original		Replacement of	Replaced by				1721

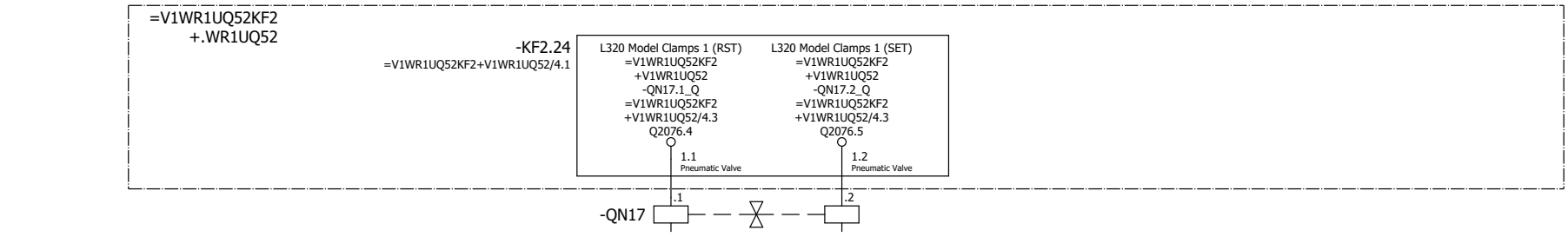

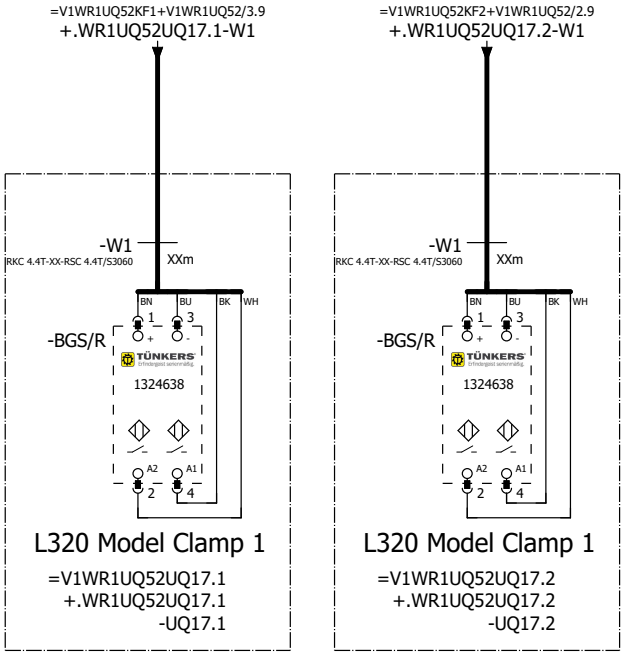

=V1WR1UQ52
-UQ17.1-BGS/R
L320 Model
Clamp 1

=V1WR1UQ52
-UQ17.2-BGS/R
L320 Model
Clamp 1

=V1WR1UQ52UQ16+.WR1UQ52UQ16/1

=V1WR1UQ52UQ18+.WR1UQ52UQ18/1

			Date	10/1/2022	Volvo Trucks North America	Valiant TMS	FESTO DQ CONNECTION QN17	Drawing name: =2V03&EFS-EL	= V1WR1UQ52UQ17	
			Ed.	MKLEPADLO					+ V1WR1UQ52UQ17	
			Appr		P6700 Underbody Floor Skin - Cell 2V03	Scale 1:1		Document type: EFS	Project nr: 22-16151	Page 1
Modification	Date	Name	Original		Replacement of	Replaced by				1721

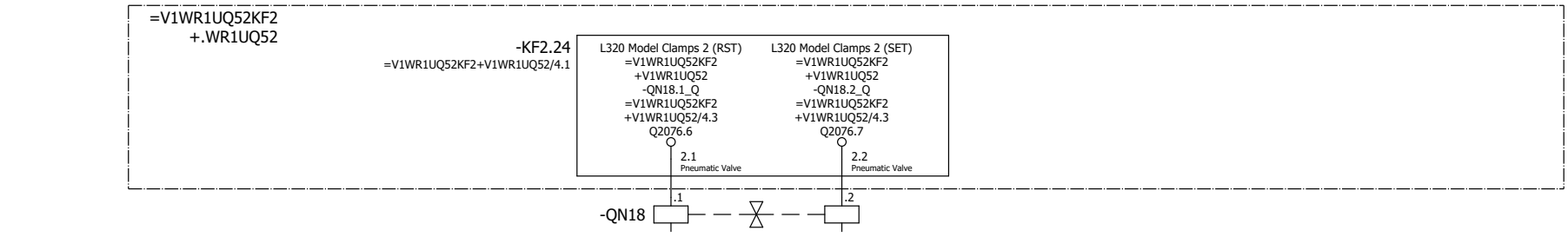

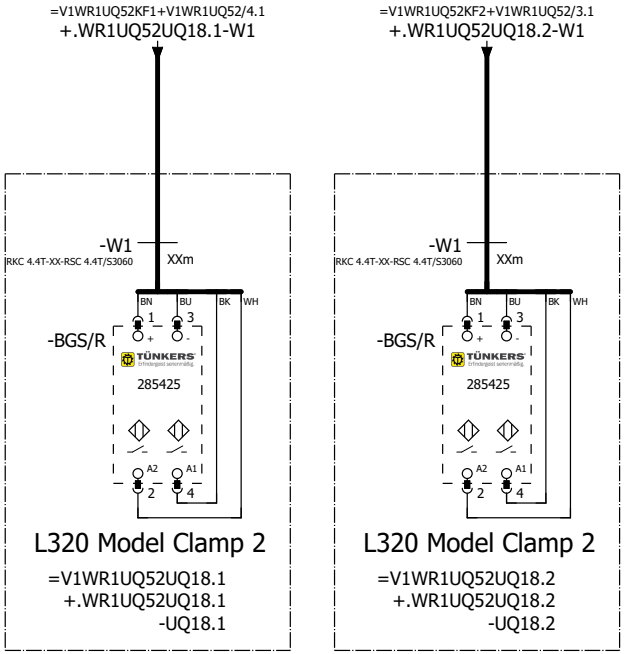

=V1WR1UQ52
-UQ18.1-BGS/R
L320 Model
Clamp 2

=V1WR1UQ52
-UQ18.2-BGS/R
L320 Model
Clamp 2

=V1WR1UQ52UQ17+.WR1UQ52UQ17/1

=V1WR1UQ52UQ19+.WR1UQ52UQ19/1

			Date	10/1/2022	Volvo Trucks North America	Valiant TMS	FESTO DQ CONNECTION QN18	Drawing name: =2V03&EFS-EL	= V1WR1UQ52UQ18	
			Ed.	MKLEPADLO					+ V1WR1UQ52UQ18	
			Appr		P6700 Underbody Floor Skin - Cell 2V03	Scale 1:1		Document type: EFS	Project nr: 22-16151	Page 1
Modification	Date	Name	Original		Replacement of / Replaced by					1721

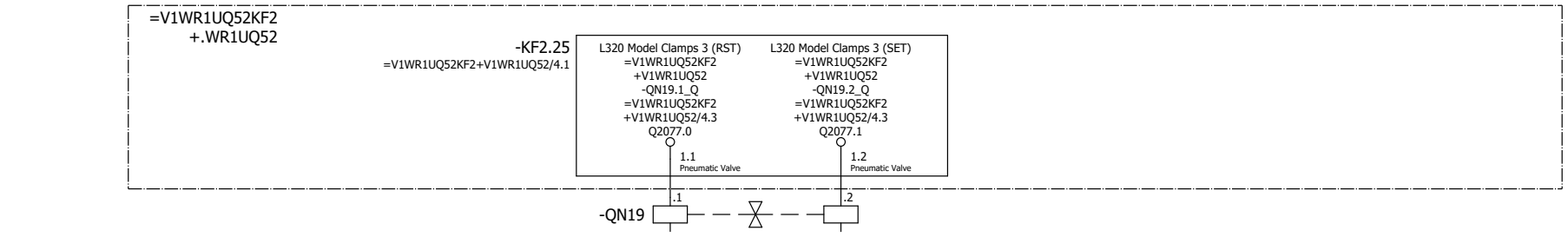

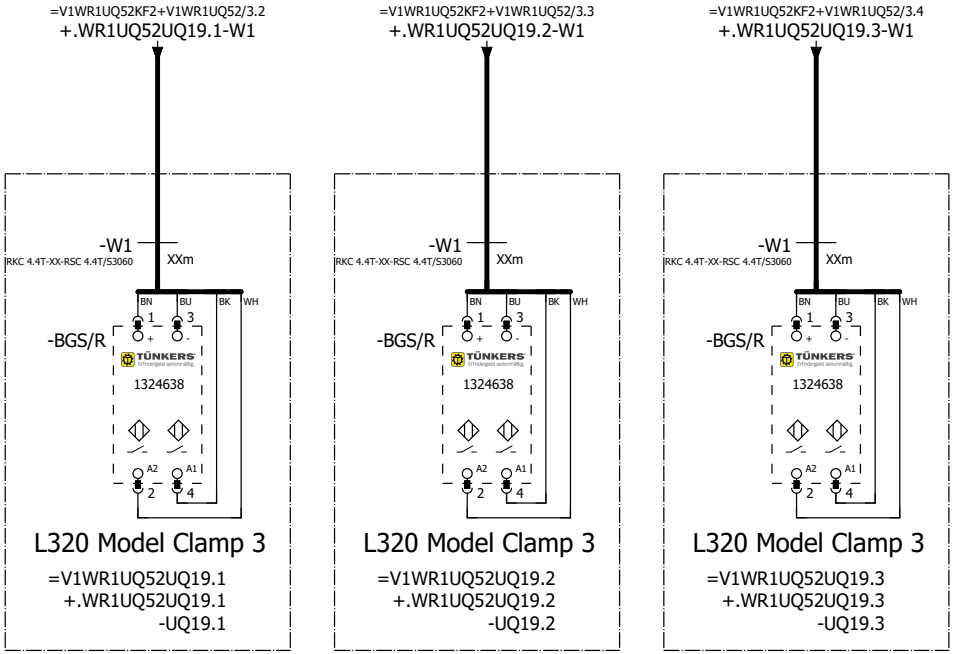

=V1WR1UQ52
-UQ19.1-BGS/R
L320 Model
Clamp 3

=V1WR1UQ52
-UQ19.2-BGS/R
L320 Model
Clamp 3

=V1WR1UQ52
-UQ19.3-BGS/R
L320 Model
Clamp 3

=V1WR1UQ52UQ18+.WR1UQ52UQ18/1

=V1WR1UQ52UQ20+.WR1UQ52UQ20/1

			Date	11/15/2022	Volvo Trucks North America		Valiant TMS	FESTO DQ CONNECTION QN19	Drawing name: =2V03&EFS-EL	= V1WR1UQ52UQ19
			Ed.	KMAFFRE						+ V1WR1UQ52UQ19
			Appr		P6700 Underbody Floor Skin - Cell 2V03				Document type: EFS	Project nr: 22-16151
Modification	Date	Name	Original		Replacement of	Replaced by	Scale 1:1			Page 1 / 1721

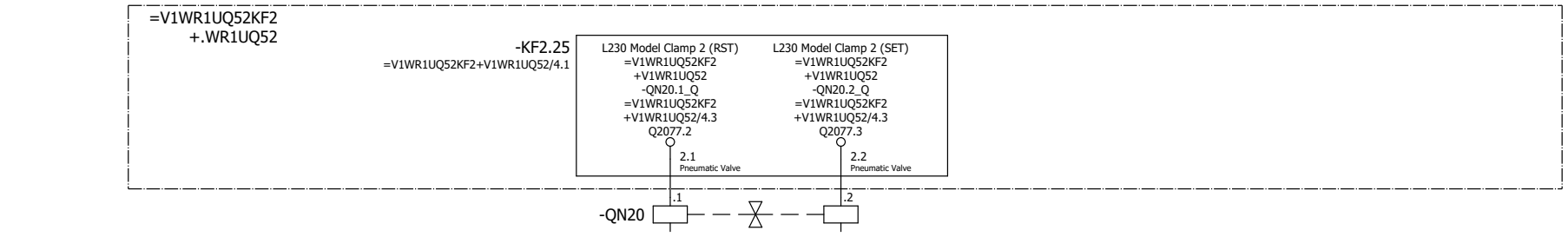

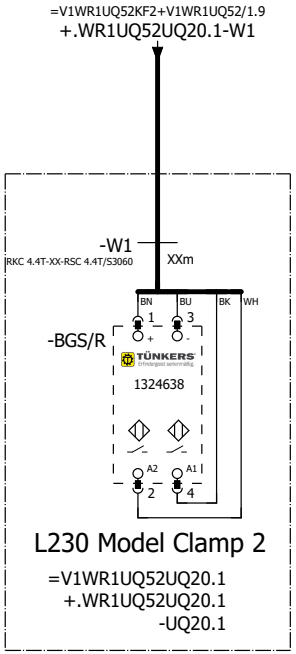

=V1WR1UQ52 -UQ20.1-BGS/R L230 Model Clamp 2

=V1WR1UQ52UQ19+.WR1UQ52UQ19/1

=V1WR1UQ52WC4+V1WR1UQ52/1

			Date	11/15/2022	Volvo Trucks North America		Valiant TMS	FESTO DQ CONNECTION QN20	Drawing name: =2V03&EFS-EL	= V1WR1UQ52UQ20	
			Ed.	KMAFFRE						+ V1WR1UQ52UQ20	
			Appr		P6700 Underbody Floor Skin - Cell 2V03				Document type: EFS	Project nr: 22-16151	Page 1
Modification	Date	Name	Original		Replacement of	Replaced by	Scale 1:1				1721

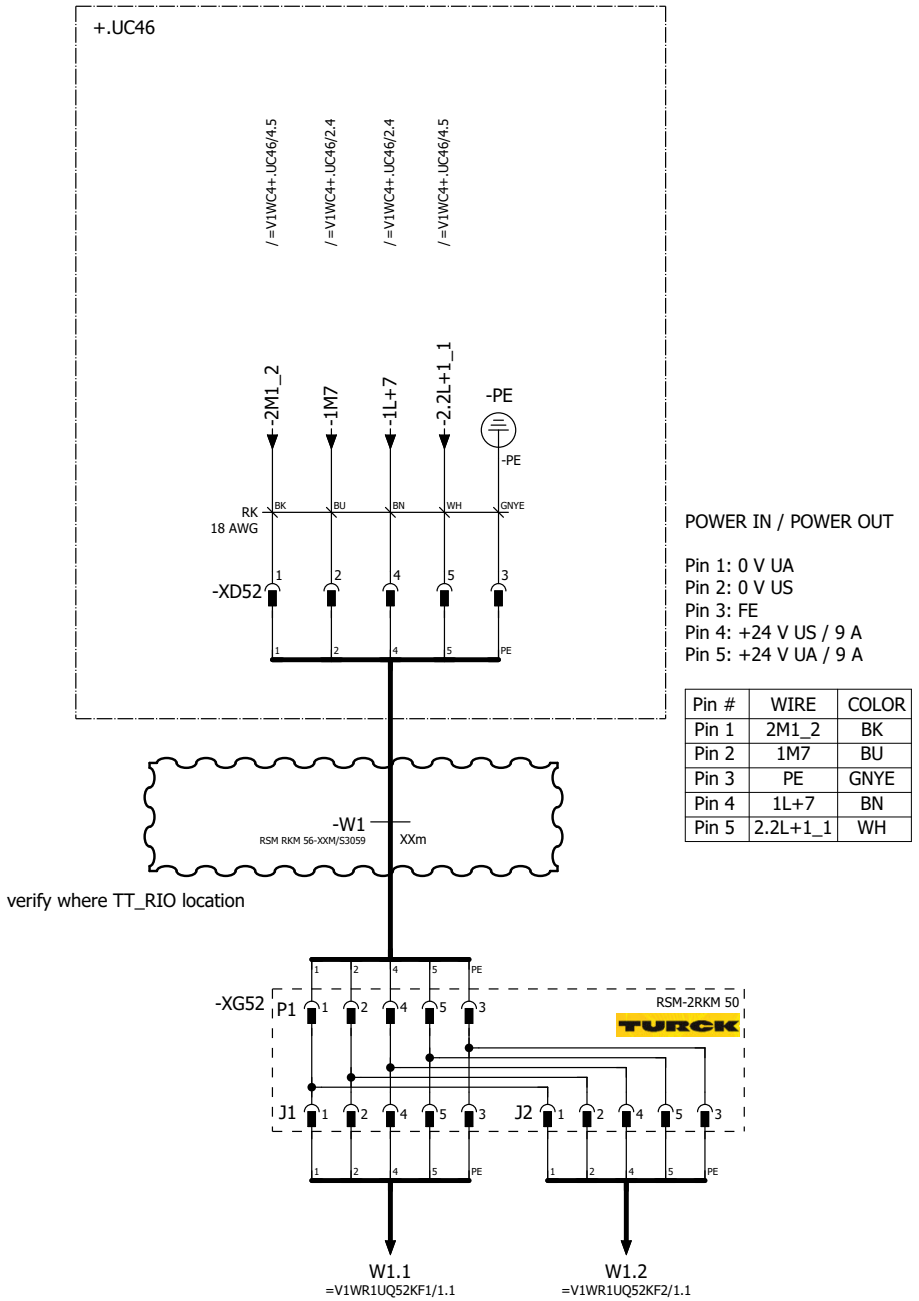

POWER IN / POWER OUT

Pin 1: 0 V UA
Pin 2: 0 V US
Pin 3: FE
Pin 4: +24 V US / 9 A
Pin 5: +24 V UA / 9 A

Pin #	WIRE	COLOR
Pin 1	2M1_2	BK
Pin 2	1M7	BU
Pin 3	PE	GNYE
Pin 4	1L+7	BN
Pin 5	2.2L+1_1	WH

=V1WR1UQ52UQ20+.WR1UQ52UQ20/1

=V1WR1WC1+.WR1UC01/1

			Date	10/1/2022	Volvo Trucks North America		Valiant TMS	24VDC	Drawing name: =2V03&EFS-EL	= V1WR1UQ52WC4
			Ed.	MKLEPADLO						+ V1WR1UQ52
			Appr		P6700 Underbody Floor Skin - Cell 2V03				Document type: EFS	Project nr: 22-16151
Modification	Date	Name	Original		Replacement of	Replaced by	Scale 1:1			Page 1 / 1721

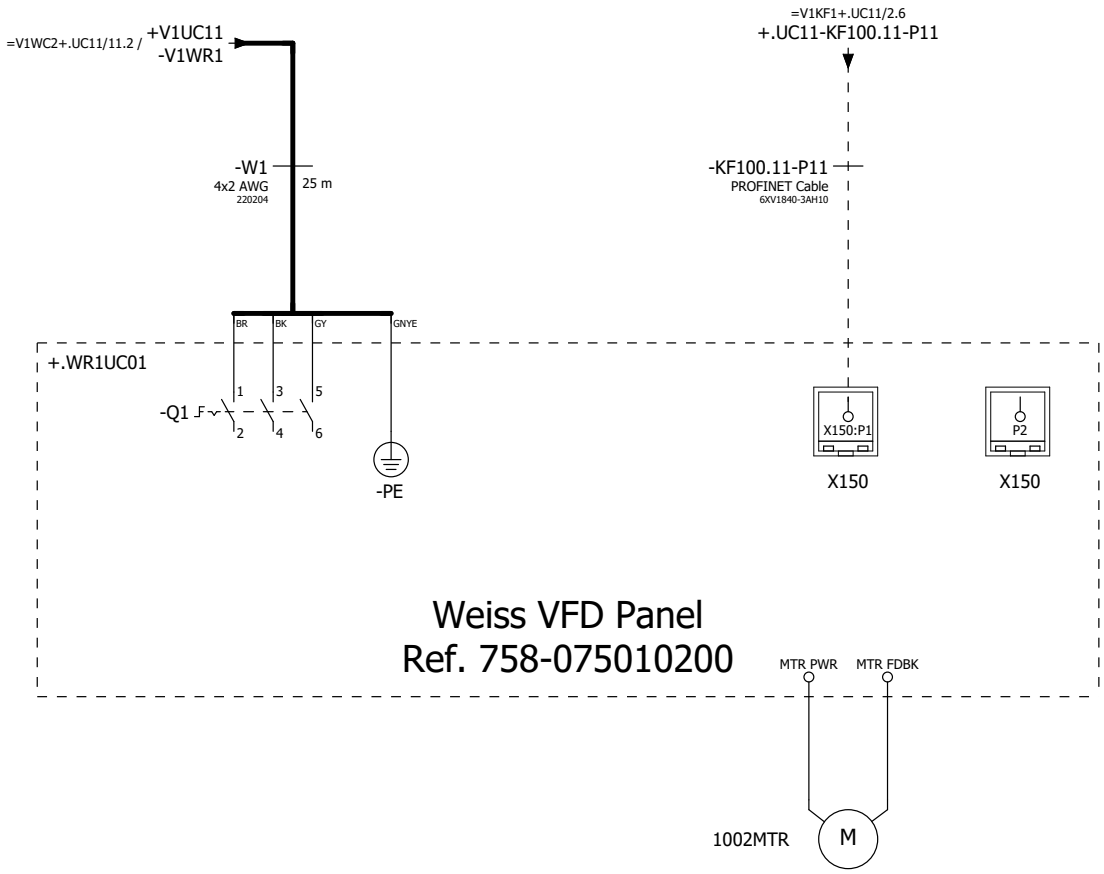

=V1WR1UQ52WC4+.WR1UQ52/1

=V2AR181KF1+V2AR181UC01/1

			Date	10/20/2022	Volvo Trucks North America	Valiant TMS	Incoming power & profinet	Drawing name: =2V03&EFS-EL	= V1WR1WC1	
			Ed.	KMAFFRE					+ V1WR1UC01	
			Appr		P6700 Underbody Floor Skin - Cell 2V03	Scale 1:1		Document type: EFS	Project nr: 22-16151	Page 1
Modification	Date	Name	Original		Replacement of / Replaced by					1721

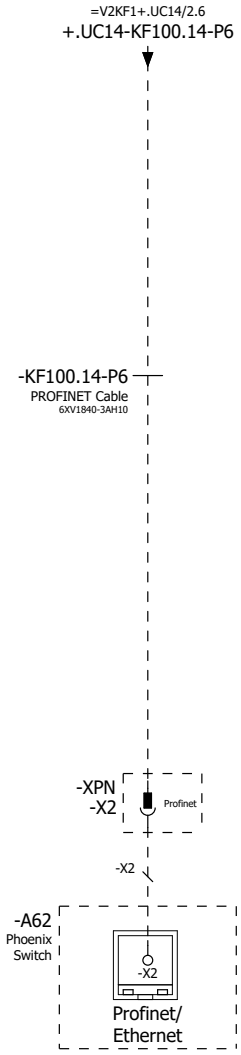

=V1WR1WC1+V1WR1UC01/1

=V2AR181WC1/1

			Date	10/1/2022	Volvo Trucks North America		Valiant TMS	Incoming Profinet	Drawing name: =2V03&EFS-EL	= V2AR181KF1
			Ed.	MKLEPADLO						+ V2AR181UC01
			Appr		P6700 Underbody Floor Skin - Cell 2V03				Document type: EFS	Project nr: 22-16151
Modification	Date	Name	Original		Replacement of	Replaced by	Scale 1:1			Page 1 / 1721

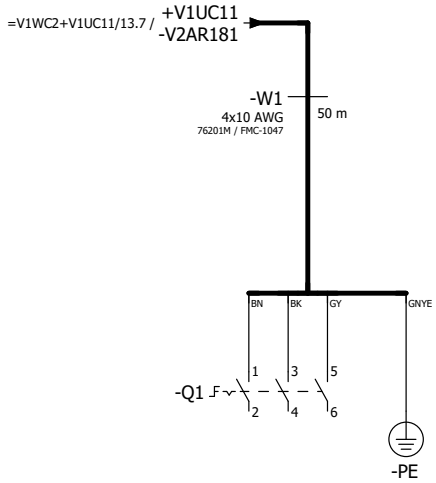

=V2AR181KF1/1

=V2AR181XQ91WC1+.AR181XQ91UC01/1

			Date	10/1/2022	Volvo Trucks North America		Valiant TMS	Incoming power	Drawing name: =2V03&EFS-EL	= V2AR181WC1
			Ed.	MKLEPADLO						+ V2AR181UC01
			Appr		P6700 Underbody Floor Skin - Cell 2V03				Document type: EFS	Project nr: 22-16151	Page 1
Modification	Date	Name	Original		Replacement of	Replaced by	Scale 1:1			1721

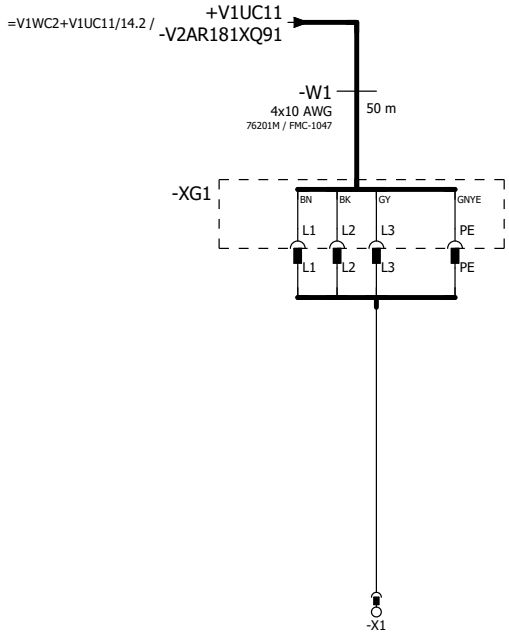

=V2AR181WC1+.AR181UC01/1

=V2AR181XQ92WC1+.AR181XQ92UC01/1

			Date	10/1/2022	Volvo Trucks North America		Valiant TMS	Incoming power	Drawing name: =2V03&EFS-EL	= V2AR181XQ91WC1
			Ed.	MKLEPADLO						+ V2AR181XQ91UC01
			Appr		P6700 Underbody Floor Skin - Cell 2V03				Document type: EFS	Project nr: 22-16151
Modification	Date	Name	Original		Replacement of	Replaced by	Scale 1:1			Page 1 / 1721

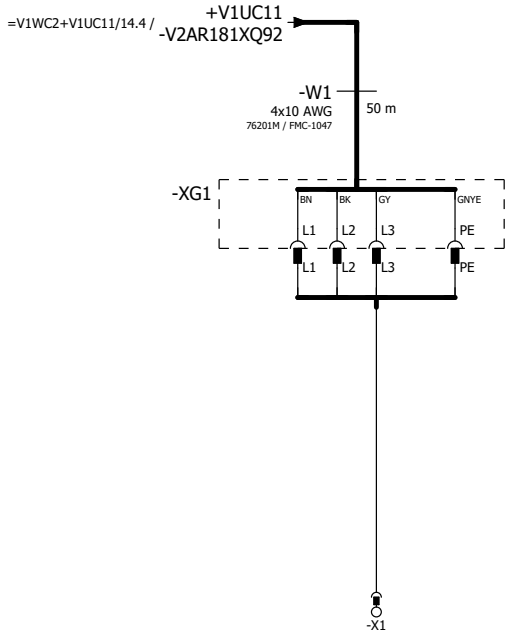

=V2AR181XQ91WC1+.AR181XQ91UC01/1

=V2AR181XQ93WC1+.AR181XQ93UC01/1

			Date	10/1/2022	Volvo Trucks North America		Valiant TMS	Incoming power	Drawing name: =2V03&EFS-EL	= V2AR181XQ92WC1
			Ed.	MKLEPADLO						+ V2AR181XQ92UC01
			Appr		P6700 Underbody Floor Skin - Cell 2V03				Document type: EFS	Project nr: 22-16151
Modification	Date	Name	Original		Replacement of	Replaced by	Scale 1:1			Page 1 / 1721

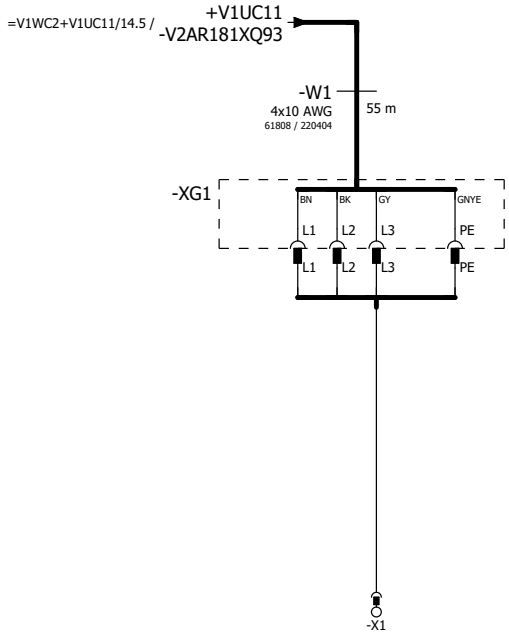

=V2AR181XQ92WC1+.AR181XQ92UC01/1

=V2FQ1+.FQ1/1

			Date	10/1/2022	Volvo Trucks North America		Valiant TMS	Incoming power	Drawing name: =2V03&EFS-EL	= V2AR181XQ93WC1
			Ed.	MKLEPADLO						+ V2AR181XQ93UC01
			Appr		P6700 Underbody Floor Skin - Cell 2V03				Document type: EFS	Project nr: 22-16151
Modification	Date	Name	Original		Replacement of	Replaced by	Scale 1:1			Page 1 / 1721

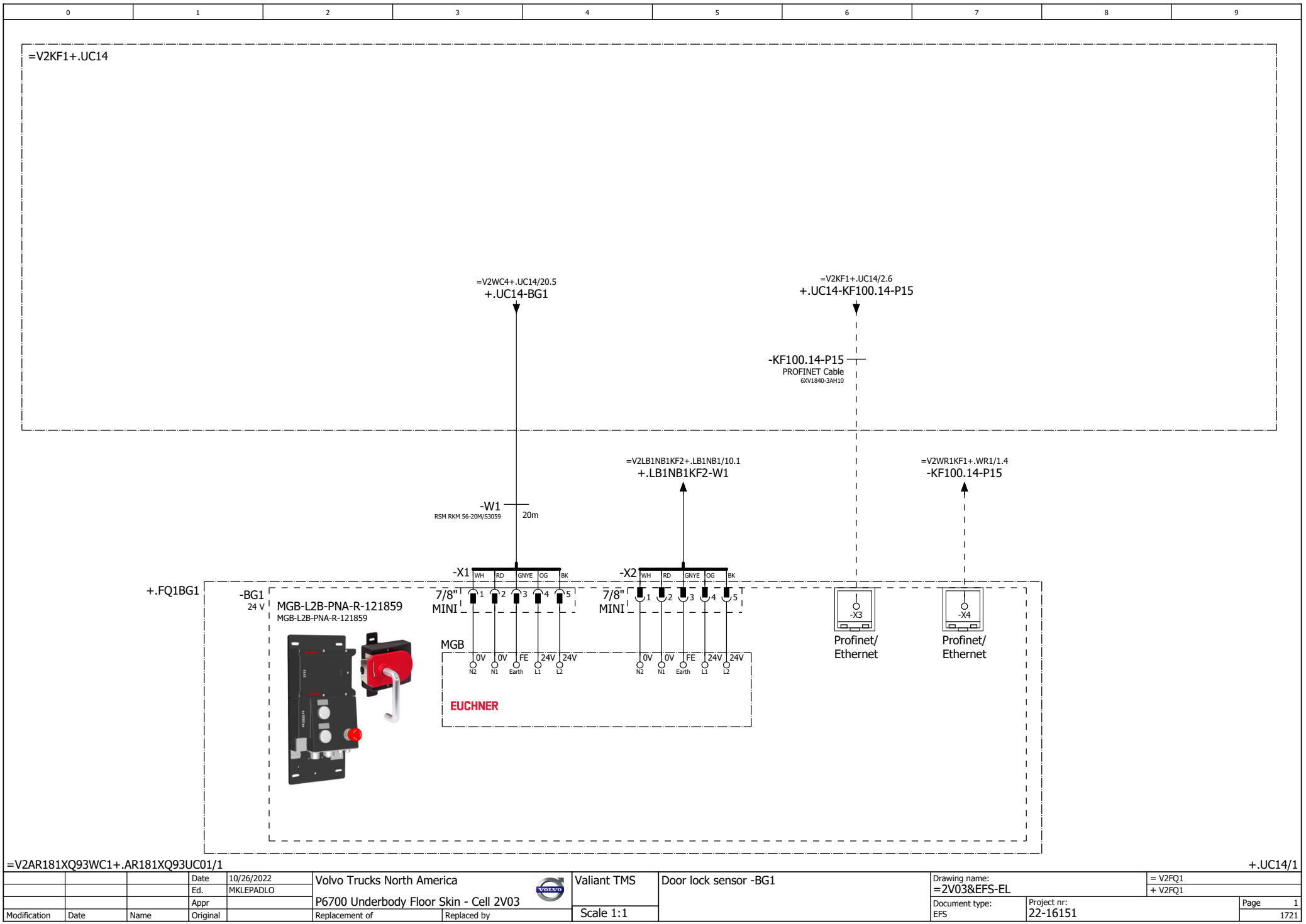

=V2AR181XQ93WC1+.AR181XQ93UC01/1 +.UC14/1

			Date	10/26/2022	Volvo Trucks North America	Valiant TMS	Door lock sensor -BG1	Drawing name: =2V03&EFS-EL	= V2FQ1	
			Ed.	MKLEPADLO					+ V2FQ1	
			Appr		P6700 Underbody Floor Skin - Cell 2V03	Scale 1:1		Document type: EFS	Project nr: 22-16151	Page 1
Modification	Date	Name	Original		Replacement of / Replaced by					1721

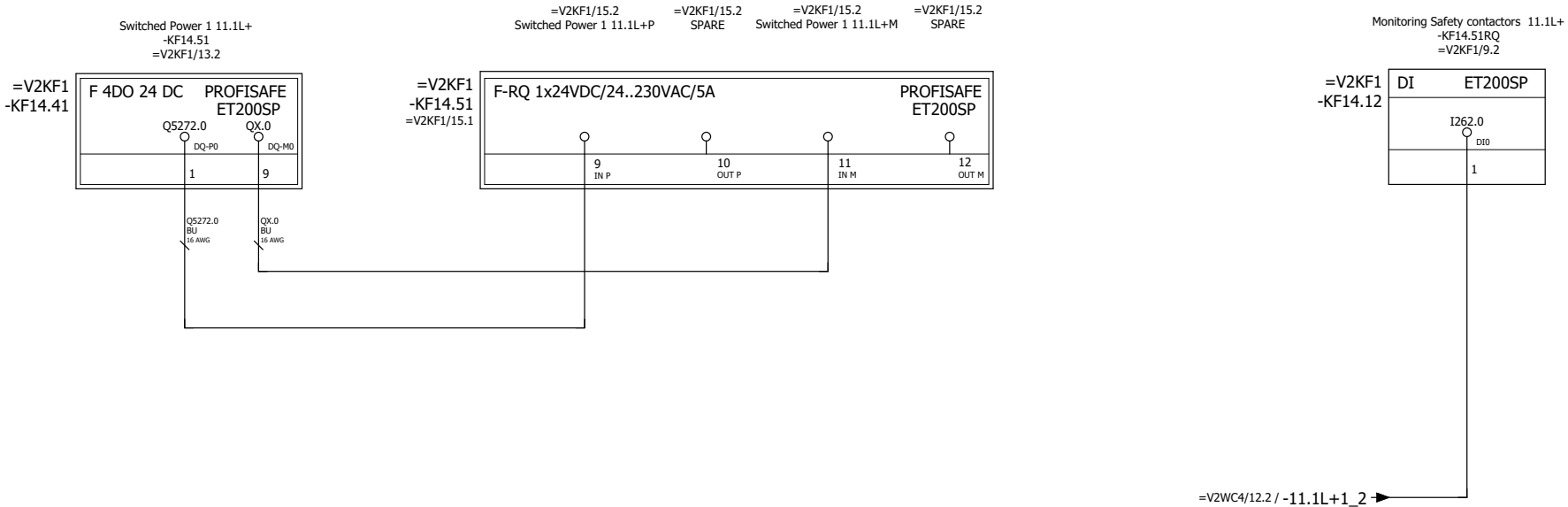

			Date	10/1/2022	Volvo Trucks North America	Valiant TMS	Safety power monitoring RQ - KF14.51	Drawing name: =2V03&EFS-EL	= V2FQ1		
			Ed.	MKLEPADLO					+ V2UC14		
			Appr		P6700 Underbody Floor Skin - Cell 2V03			Document type: EFS	Project nr: 22-16151	Page	1
Modification	Date	Name	Original		Replacement of	Replaced by	Scale 1:1				1721

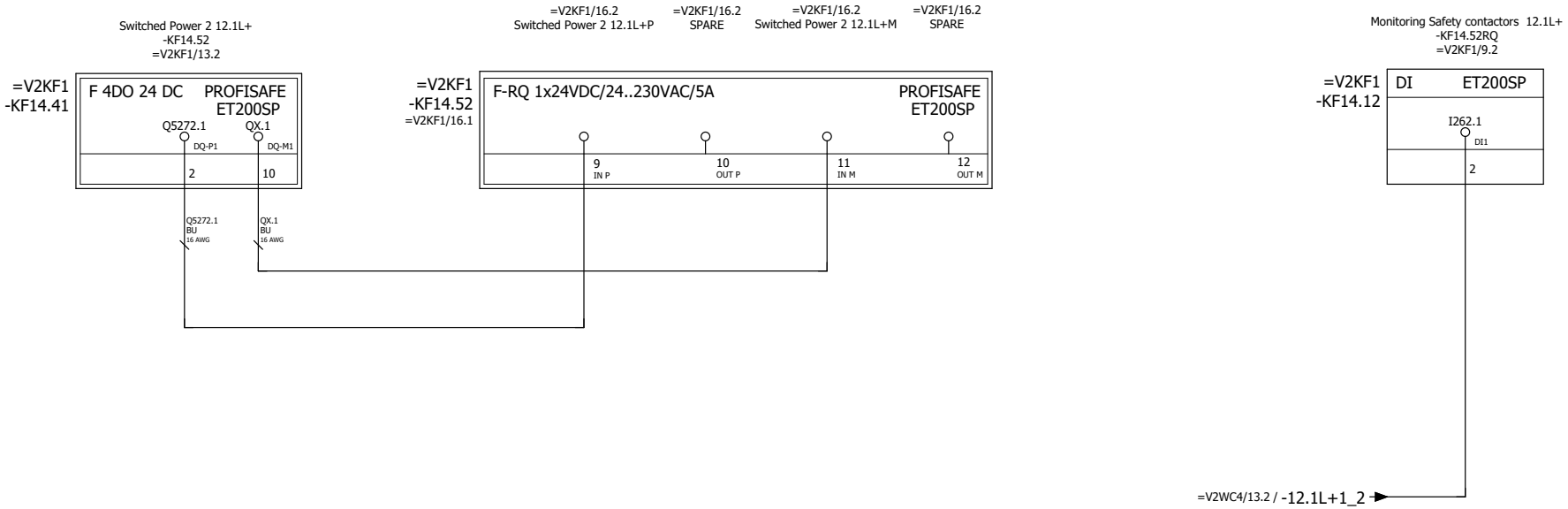

1 3

			Date	10/1/2022	Volvo Trucks North America	Valiant TMS	Safety power monitoring RQ - KF14.52	Drawing name: =2V03&EFS-EL	= V2FQ1	
			Ed.	MKLEPADLO					+ V2UC14	
			Appr		P6700 Underbody Floor Skin - Cell 2V03			Document type: EFS	Project nr: 22-16151	Page 2
Modification	Date	Name	Original		Replacement of / Replaced by	Scale 1:1				1721

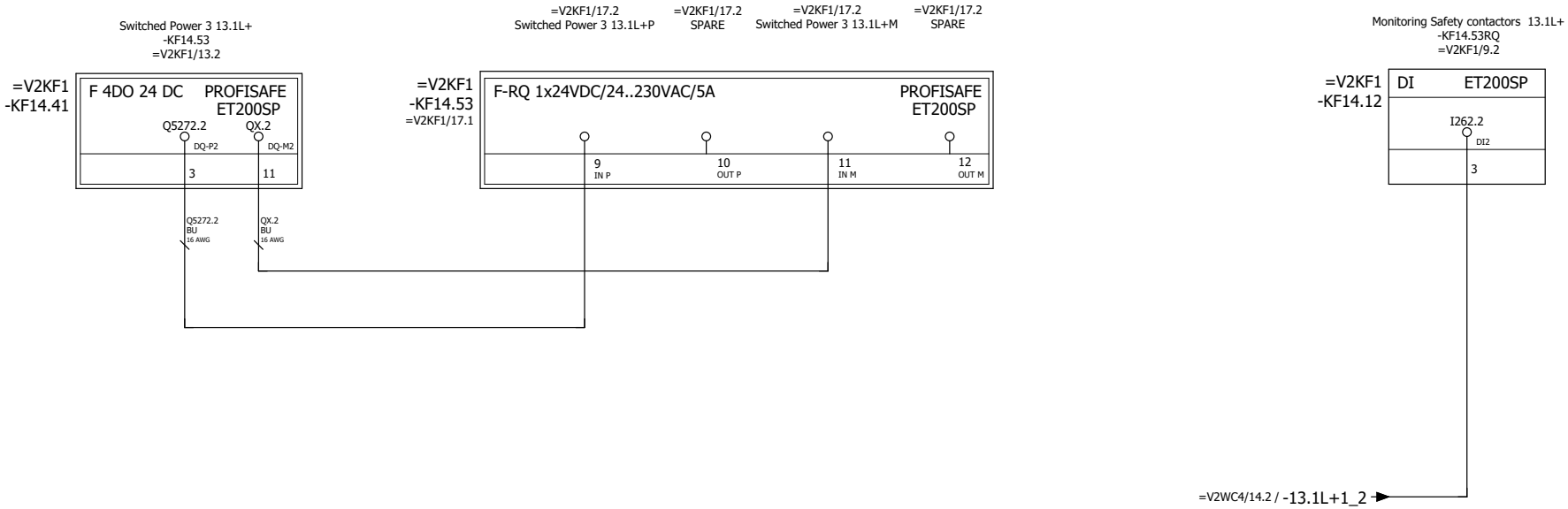

2 4

			Date	10/1/2022	Volvo Trucks North America	Valiant TMS	Safety power monitoring RQ - KF14.53	Drawing name: =2V03&EFS-EL	= V2FQ1	
			Ed.	MKLEPADLO					+ V2UC14	
			Appr		P6700 Underbody Floor Skin - Cell 2V03			Document type: EFS	Project nr: 22-16151	Page 3
Modification	Date	Name	Original		Replacement of / Replaced by	Scale 1:1				1721

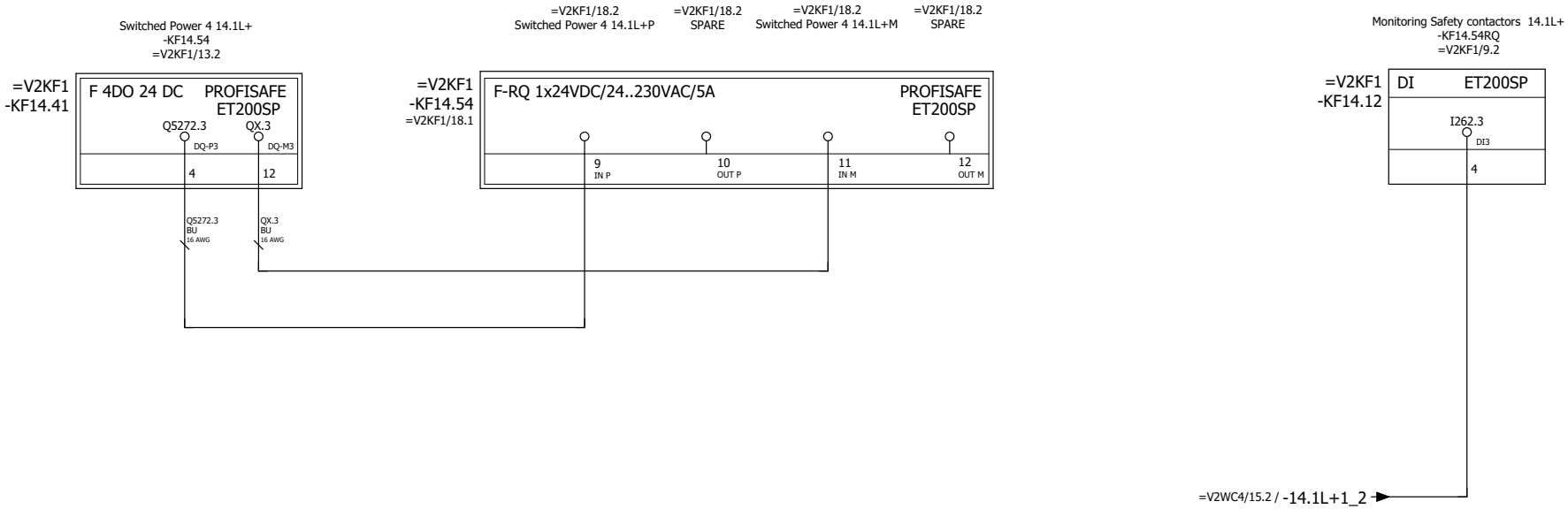

			Date	10/1/2022	Volvo Trucks North America	Valiant TMS	Safety power monitoring RQ - KF14.54	Drawing name: =2V03&EFS-EL	= V2FQ1	
			Ed.	MKLEPADLO					+ V2UC14	
			Appr		P6700 Underbody Floor Skin - Cell 2V03			Document type: EFS	Project nr: 22-16151	Page 4
Modification	Date	Name	Original		Replacement of / Replaced by	Scale 1:1				1721

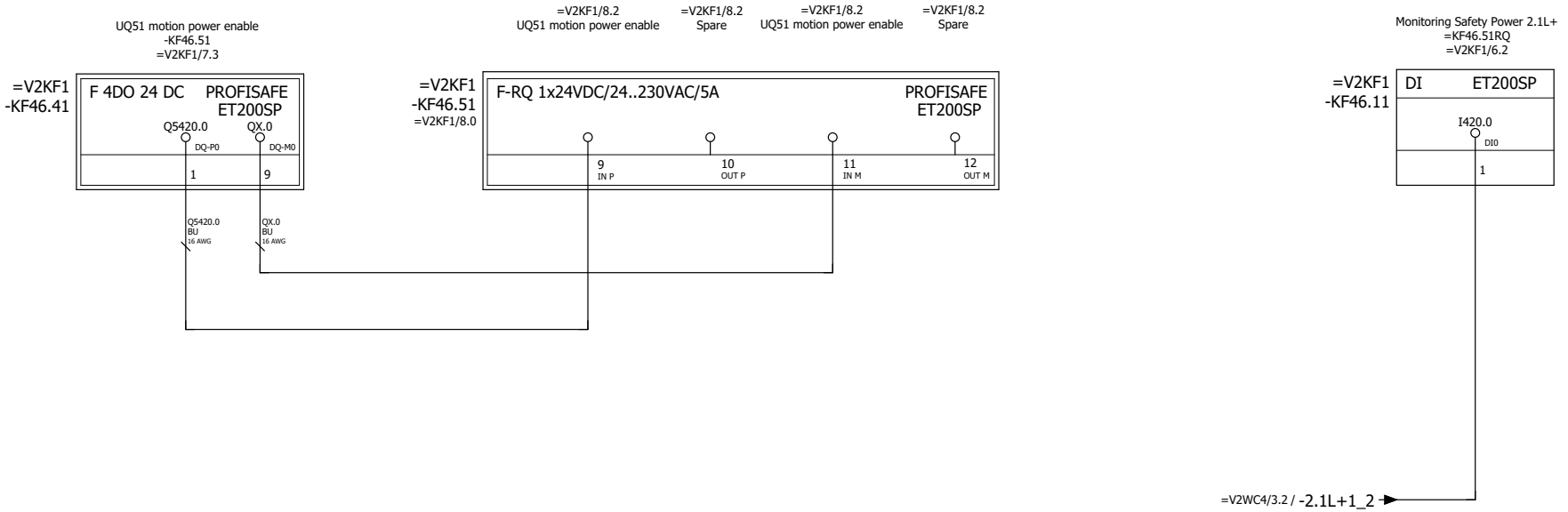

			Date	10/1/2022	Volvo Trucks North America		Valiant TMS	Safety power monitoring RQ - KF46.51	Drawing name: =2V03&EFS-EL	= V2FQ1	
			Ed.	MKLEPADLO						+ V2UC46	
			Appr		P6700 Underbody Floor Skin - Cell 2V03		Scale 1:1		Document type: EFS	Project nr: 22-16151	Page 1
Modification	Date	Name	Original		Replacement of	Replaced by					1721

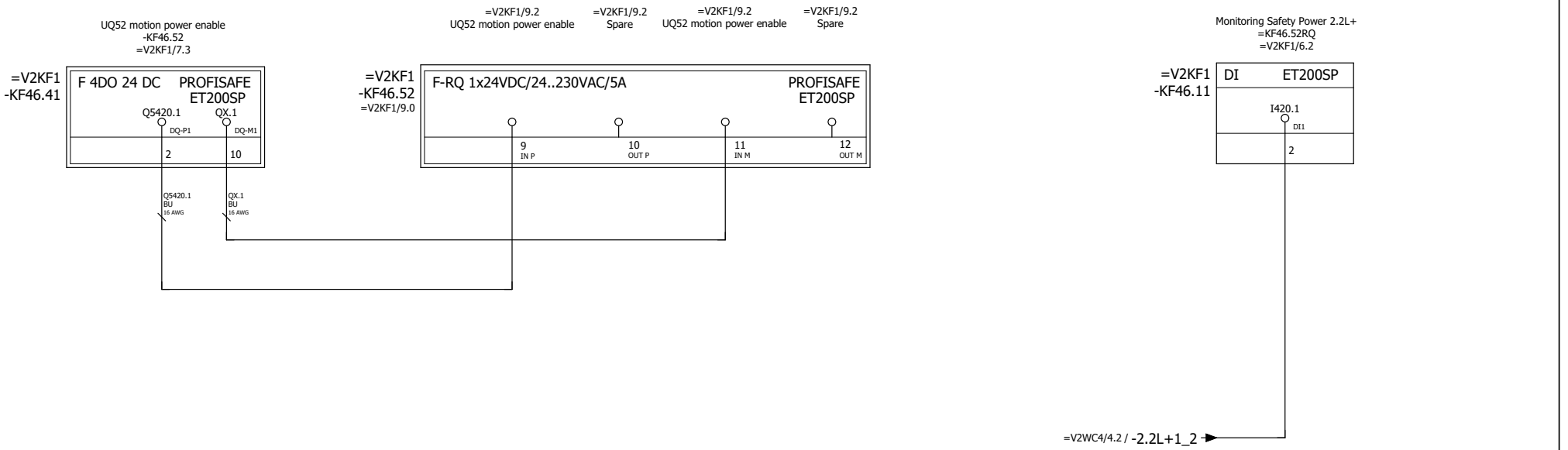

			Date	10/1/2022	Volvo Trucks North America		Valiant TMS	Safety power monitoring RQ - KF46.52	Drawing name: =2V03&EFS-EL	= V2FQ1
			Ed.	MKLEPADLO						+ V2UC46
			Appr		P6700 Underbody Floor Skin - Cell 2V03				Document type: EFS	Project nr: 22-16151	Page 2
Modification	Date	Name	Original		Replacement of	Replaced by	Scale 1:1			1721

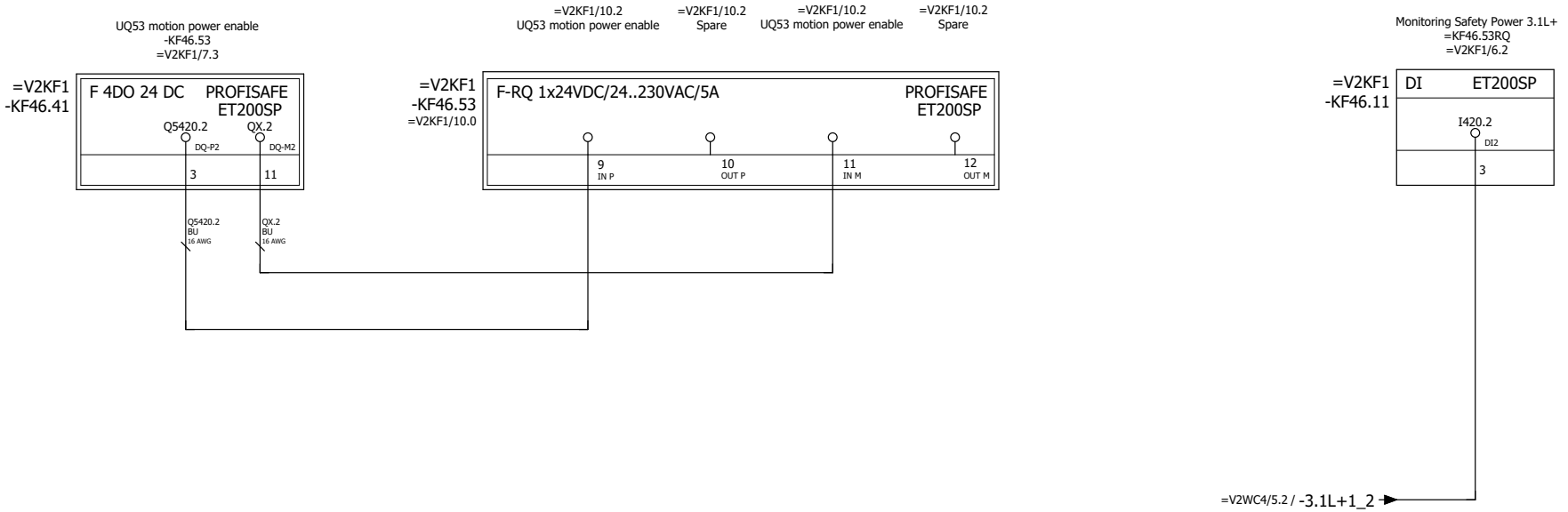

			Date	10/1/2022	Volvo Trucks North America	Valiant TMS	Safety power monitoring RQ - KF46.53	Drawing name: =2V03&EFS-EL	= V2FQ1	
			Ed.	MKLEPADLO					+ V2UC46	
			Appr		P6700 Underbody Floor Skin - Cell 2V03			Document type: EFS	Project nr: 22-16151	Page 3
Modification	Date	Name	Original		Replacement of / Replaced by	Scale 1:1				1721

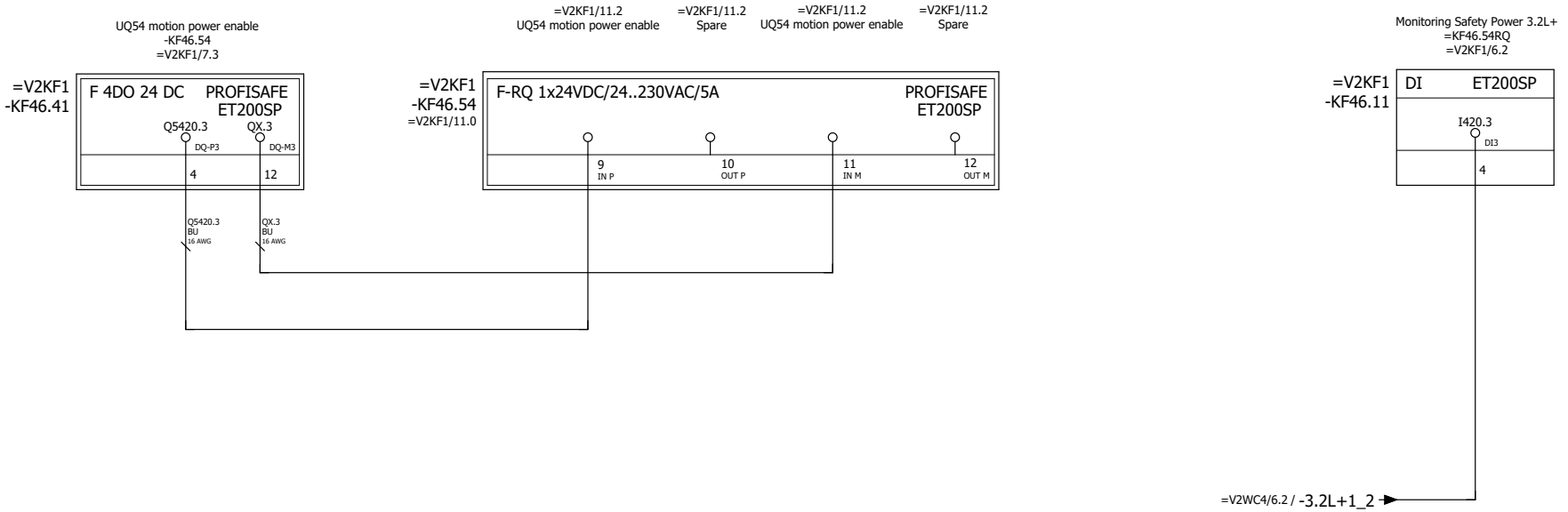

			Date	10/1/2022	Volvo Trucks North America		Valiant TMS	Safety power monitoring RQ - KF46.54	Drawing name: =2V03&EFS-EL	= V2FQ1	
			Ed.	MKLEPADLO						+ V2UC46	
			Appr		P6700 Underbody Floor Skin - Cell 2V03		Scale 1:1		Document type: EFS	Project nr: 22-16151	Page 4
Modification	Date	Name	Original		Replacement of	Replaced by					1721

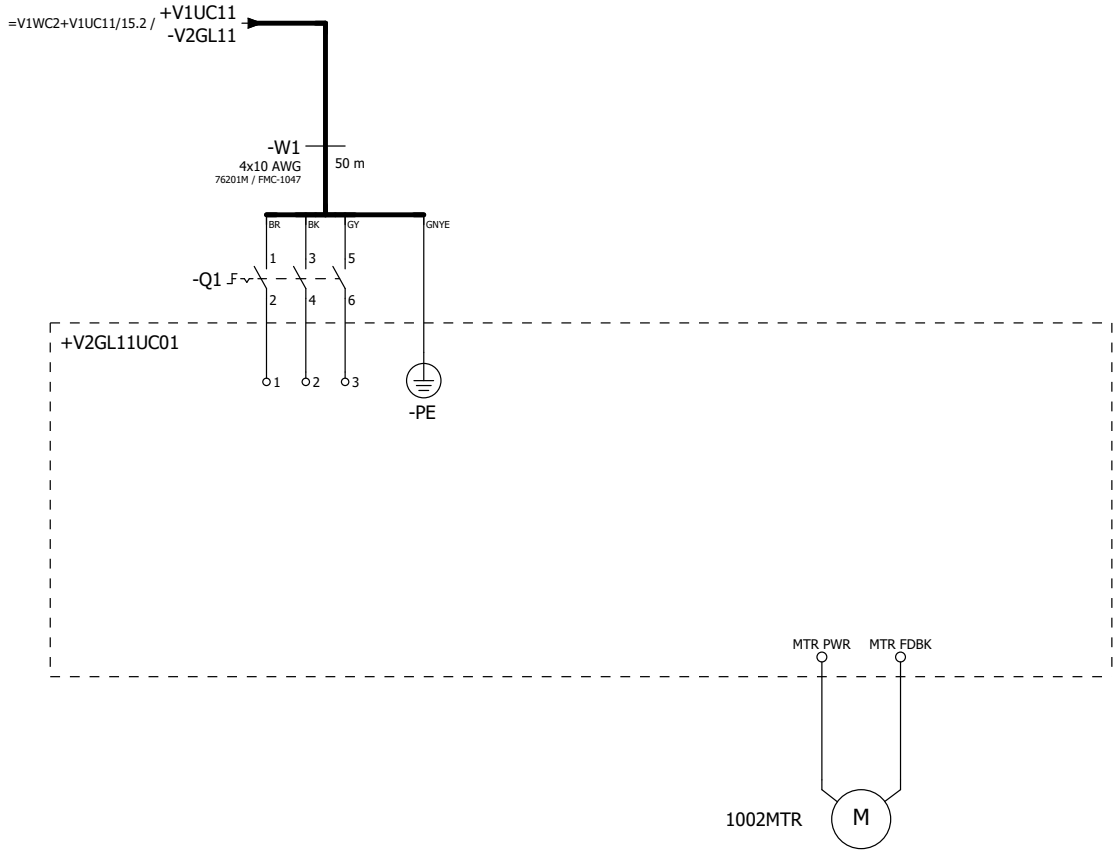

=V2FQ1+.UC46/4

=V2KF1+.UC14/1

			Date	10/1/2022	Volvo Trucks North America		Valiant TMS	Incoming power	Drawing name: =2V03&EFS-EL	= V2GL11WC1
			Ed.	MKLEPADLO						+ V2GL11UC01
			Appr		P6700 Underbody Floor Skin - Cell 2V03				Document type: EFS	Project nr: 22-16151
Modification	Date	Name	Original		Replacement of	Replaced by	Scale 1:1			Page 1 / 1721

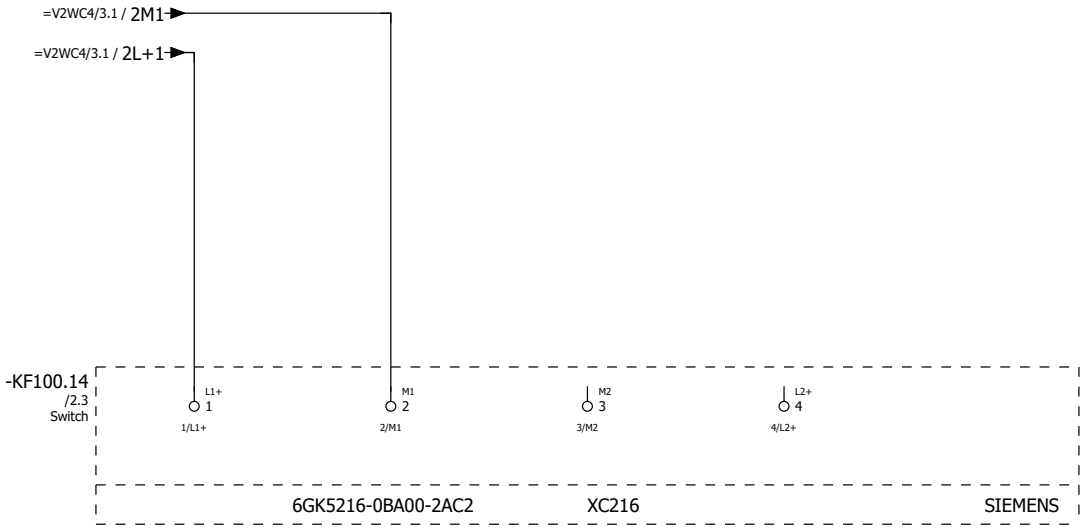

=V2GL11WC1+.GL11UC01/1

2

			Date	10/1/2022	Volvo Trucks North America		Valiant TMS	Switch, Scalance XC216	Drawing name: =2V03&EFS-EL	= V2KF1	
			Ed.	MKLEPADLO						+ V2UC14	
			Appr		P6700 Underbody Floor Skin - Cell 2V03				Document type: EFS	Project nr: 22-16151	Page 1
Modification	Date	Name	Original		Replacement of	Replaced by	Scale 1:1				1721

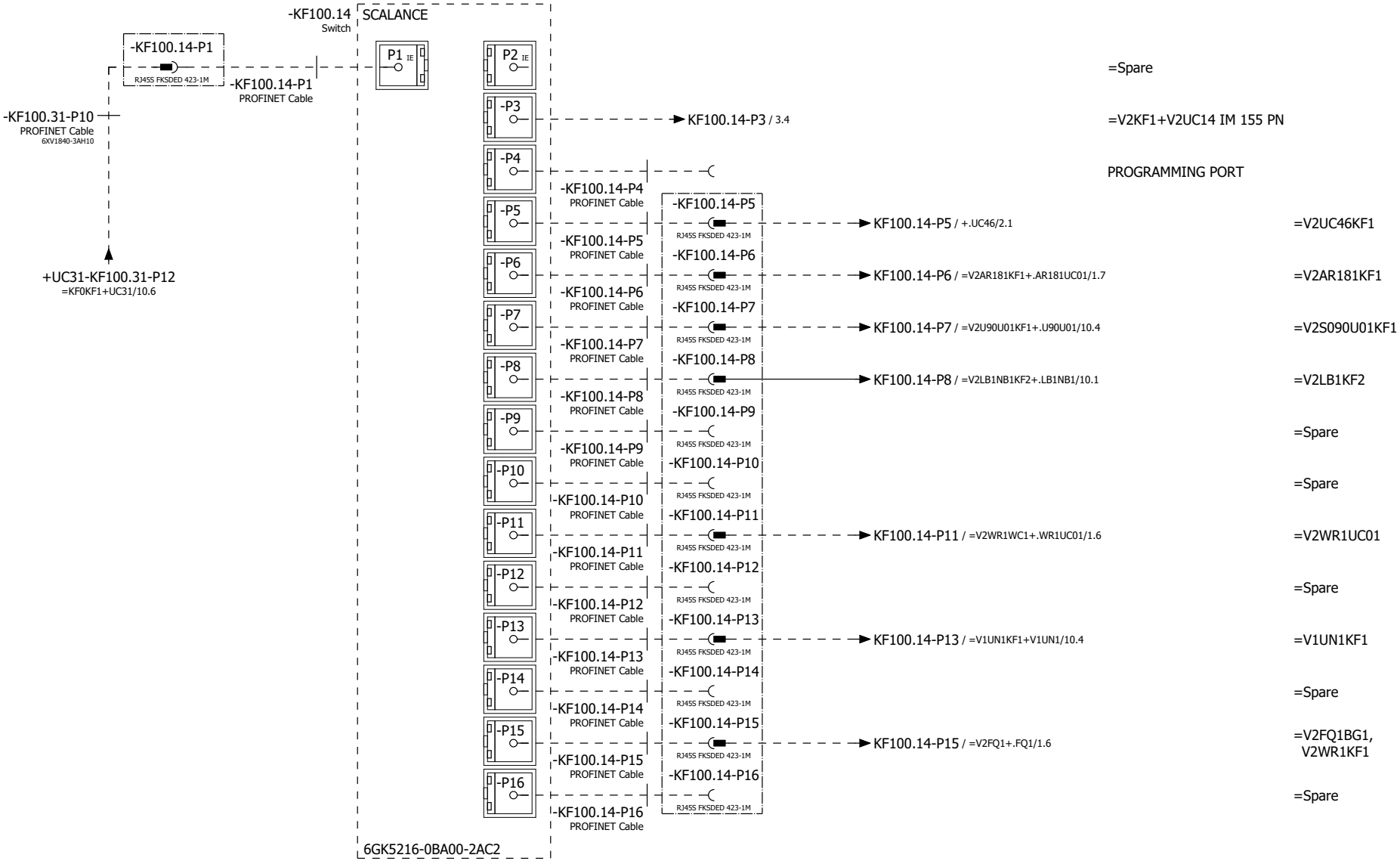

			Date	10/1/2022	Volvo Trucks North America		Valiant TMS	Network Overview	Drawing name: =2V03&EFS-EL	= V2KF1	
			Ed.	MKLEPADLO						+ V2UC14	
			Appr		P6700 Underbody Floor Skin - Cell 2V03				Document type: EFS	Project nr: 22-16151	Page 2
Modification	Date	Name	Original		Replacement of	Replaced by	Scale 1:1				1721



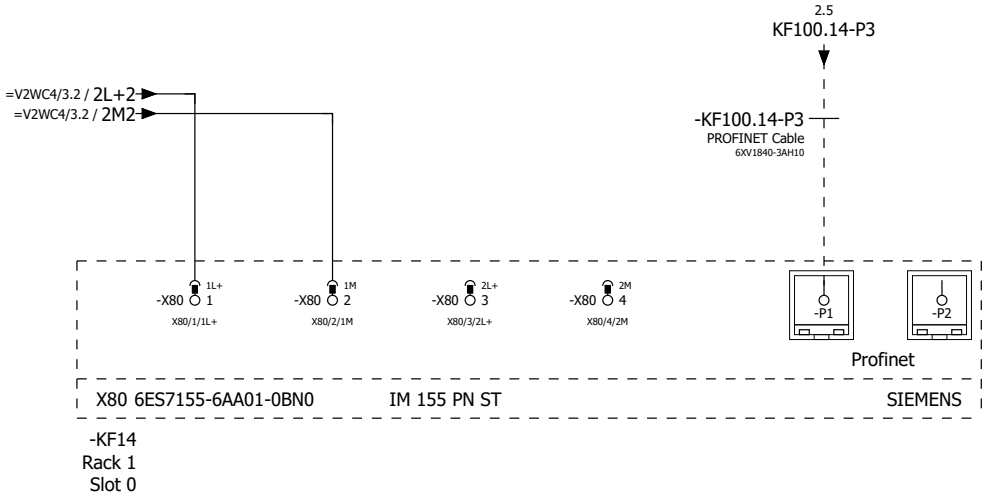

2 4

			Date	10/1/2022	Volvo Trucks North America		Valiant TMS	IM 155 PN	Drawing name: =2V03&EFS-EL	= V2KF1
			Ed.	MKLEPADLO						+ V2UC14
			Appr		P6700 Underbody Floor Skin - Cell 2V03				Document type: EFS	Project nr: 22-16151
Modification	Date	Name	Original		Replacement of	Replaced by	Scale 1:1			Page 3 / 1721

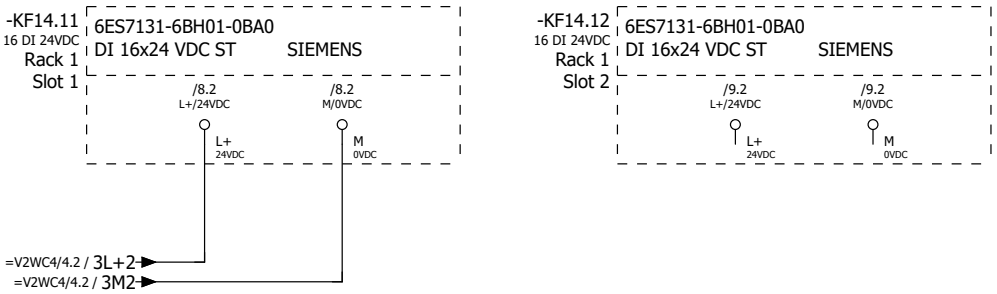

			Date	10/1/2022	Volvo Trucks North America		Valiant TMS	ET200S Wiring DI	Drawing name: =2V03&EFS-EL	= V2KF1	
			Ed.	MKLEPADLO						+ V2UC14	
			Appr		P6700 Underbody Floor Skin - Cell 2V03				Document type: EFS	Project nr: 22-16151	Page 4
Modification	Date	Name	Original		Replacement of	Replaced by	Scale 1:1				1721

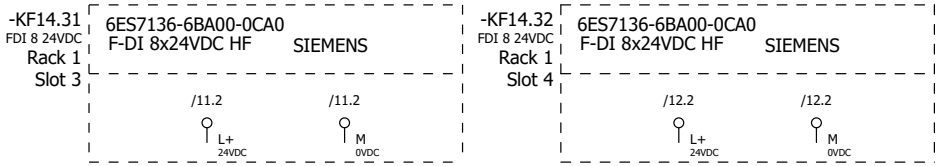

			Date	10/1/2022	Volvo Trucks North America		Valiant TMS	ET200S Wiring F-DI	Drawing name: =2V03&EFS-EL	= V2KF1	
			Ed.	MKLEPADLO						+ V2UC14	
			Appr		P6700 Underbody Floor Skin - Cell 2V03				Document type: EFS	Project nr: 22-16151	Page 5
Modification	Date	Name	Original		Replacement of	Replaced by	Scale 1:1				1721

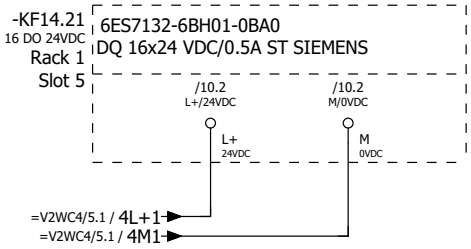

			Date	10/1/2022	Volvo Trucks North America		Valiant TMS	ET200S Wiring DQ	Drawing name: =2V03&EFS-EL	= V2KF1	
			Ed.	MKLEPADLO						+ V2UC14	
			Appr		P6700 Underbody Floor Skin - Cell 2V03				Document type: EFS	Project nr: 22-16151	Page 6
Modification	Date	Name	Original		Replacement of	Replaced by	Scale 1:1				1721

-KF14.41
=V2FQ1/1.0
=V2FQ1/2.0
=V2FQ1/3.0
=V2FQ1/4.0
/13.1
FDO 4 24VDC
Rack 1
Slot 6

6ES7136-6DB00-0CA0 + BU15-P16+A0+2B F-DQ 4X24VDC/2A PM HF SIEMENS

/13.2 L+ 24VDC

/13.2 M 0VDC

-KF14.42
/14.1
FDO 4 24VDC
Rack 1
Slot 7

6ES7136-6DB00-0CA0 + BU15-P16+A0+2B F-DQ 4X24VDC/2A PM HF SIEMENS

/14.2 L+ 24VDC

/14.2 M 0VDC

6 8

			Date	10/1/2022	Volvo Trucks North America	Valiant TMS	ET200S Wiring F-DQ	Drawing name: =2V03&EFS-EL	= V2KF1	
			Ed.	MKLEPADLO					+ V2UC14	
			Appr		P6700 Underbody Floor Skin - Cell 2V03	Scale 1:1		Document type: EFS	Project nr: 22-16151	Page 7
Modification	Date	Name	Original		Replacement of / Replaced by					1721

-KF14.11
/4.0

ET 200SP SIEMENS
DI 16x24 VDC ST

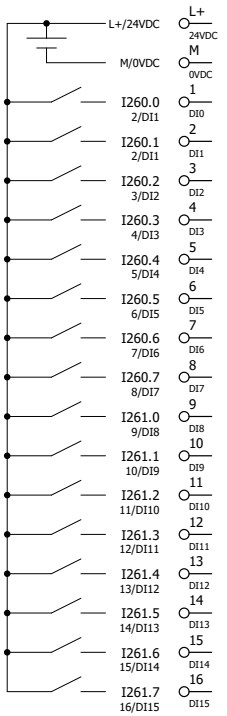

6ES7131-6BH01-0BA0

L+/24VDC	/4.1		
M/0VDC	/4.2		
I260.0	=V2WC3/2.2	=V2WC3+V2UC14-FC1	Monitoring 120 VAC
I260.1	=V2WC3/2.3	I260.1	Spare
I260.2	=V2WC4/1.4	=V2WC4+V2UC14-TA1_I	Monitoring 24VDC
I260.3		I260.3	Spare
I260.4	=V2WC4/1.0	=V2WC4+V2UC14-FC11_I	Monitoring 24VDC
I260.5	=V2WC4/11.0	=V2WC4+V2UC14-FC12_I	Monitoring 24VDC
I260.6		I260.6	Spare
I260.7		I260.7	Spare
I261.0		I261.0	Spare
I261.1		I261.1	Spare
I261.2		I261.2	Spare
I261.3		I261.3	Spare
I261.4		I261.4	Spare
I261.5		I261.5	Spare
I261.6		I261.6	Spare
I261.7		I261.7	Spare

-KF14.12
/4.3

ET 200SP SIEMENS
DI 16x24 VDC ST

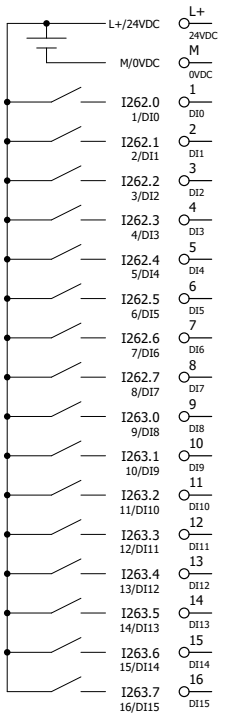

6ES7131-6BH01-0BA0

L+/24VDC	/4.3		
M/0VDC	/4.4		
I262.0 1/DI0	=V2FQ1/1.8	-KF14.51RQ	Monitoring Safety contactors 11.1L+
I262.1 2/DI1	=V2FQ1/2.8	-KF14.52RQ	Monitoring Safety contactors 12.1L+
I262.2 3/DI2	=V2FQ1/3.8	-KF14.53RQ	Monitoring Safety contactors 13.1L+
I262.3 4/DI3	=V2FQ1/4.8	-KF14.54RQ	Monitoring Safety contactors 14.1L+
I262.4 5/DI4		I262.4	Spare
I262.5 6/DI5		I262.5	Spare
I262.6 7/DI6	=KH0+KH0/4.6	=KH0-BP4_I	Monitoring S090 Turntable AIR On
I262.7 8/DI7	=KH0+KH0/5.6	=KH0-BP5_I	Monitoring S100 Date Scribe AIR On
I263.0 9/DI8	=V1SF0SF6+V1UC76/1.5	=V1SF0SF6+V1UC76-SF2.5	S070-LR3 Request to Enter PB 1
I263.1 10/DI9	=V1SF0SF6+V1UC76/1.6	=V1SF0SF6+V1UC76-SF3.7	S070-LR3 Reset PB 1
I263.2 11/DI10	=V1SF0SF7+V1UC77/1.5	=V1SF0SF7+V1UC77-SF2.5	S070-LR3 Request to Enter PB 2
I263.3 12/DI11	=V1SF0SF7+V1UC77/1.6	=V1SF0SF7+V1UC77-SF3.7	S070-LR3 Reset PB 2
I263.4 13/DI12	=V1SF0SF8+V1UC78/1.5	=V1SF0SF8+V1UC78-SF2.5	S070-LR4 Request to Enter PB 1
I263.5 14/DI13	=V1SF0SF8+V1UC78/1.6	=V1SF0SF8+V1UC78-SF3.7	S070-LR4 Reset PB 1
I263.6 15/DI14	=V1SF0SF9+V1UC79/1.5	=V1SF0SF9+V1UC79-SF2.5	S070-LR4 Request to Enter PB 2
I263.7 16/DI15	=V1SF0SF9+V1UC79/1.6	=V1SF0SF9+V1UC79-SF3.7	S070-LR4 Reset PB 2

-KF14.21
/6.1
16 DO 24VDC

ET 200SP SIEMENS
DQ 16x24 VDC/0.5A ST

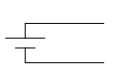

L+/24VDC	L+ 24VDC	/6.1		
M/0VDC	M 0VDC	/6.2		
Q260.0 1/DQ0	1 DQ0	=V1PZ1PF8+V1UC68/1.3	=V1PZ1PF8+UC68-PF1_1	S070-LR4 Indication column 1 Blue
Q260.1 2/DQ1	2 DQ1	=V1PZ1PF8+V1UC68/1.4	=V1PZ1PF8+UC68-PF1_2	S070-LR4 Indication column 1 Green
Q260.2 3/DQ2	3 DQ2	=V1PZ1PF8+V1UC68/1.4	=V1PZ1PF8+UC68-PF1_3	S070-LR4 Indication column 1 Yellow
Q260.3 4/DQ3	4 DQ3	=V1PZ1PF8+V1UC68/1.5	=V1PZ1PF8+UC68-PF1_4	S070-LR4 Indication column 1 Red
Q260.4 5/DQ4	5 DQ4	=V1PZ1PF8+V1UC68/1.6	=V1PZ1PF8+UC68-PF1_5	S070-LR4 Indication column 1 Siren
Q260.5 6/DQ5	6 DQ5	=V1PZ1PF9+V1UC69/1.3	=V1PZ1PF9+UC69-PF1_1	S070-LR4 Indication column 2 Blue
Q260.6 7/DQ6	7 DQ6	=V1PZ1PF9+V1UC69/1.4	=V1PZ1PF9+UC69-PF1_2	S070-LR4 Indication column 2 Green
Q260.7 8/DQ7	8 DQ7	=V1PZ1PF9+V1UC69/1.4	=V1PZ1PF9+UC69-PF1_3	S070-LR4 Indication column 2 Yellow
Q261.0 9/DQ8	9 DQ8	=V1PZ1PF9+V1UC69/1.5	=V1PZ1PF9+UC69-PF1_4	S070-LR4 Indication column 2 Red
Q261.1 10/DQ9	10 DQ9	=V1PZ1PF9+V1UC69/1.6	=V1PZ1PF9+UC69-PF1_5	S070-LR4 Indication column 2 Siren
Q261.2 11/DQ10	11 DQ10	=V2PZ1PF1+.UC61/1.3	=V2PZ1PF1+UC61-PF1_1	Area 2 Indication column Green
Q261.3 12/DQ11	12 DQ11	=V2PZ1PF1+.UC61/1.4	=V2PZ1PF1+UC61-PF1_2	Area 2 Indication column Red
Q261.4 13/DQ12	13 DQ12	=V2PZ1PF1+.UC61/1.4	=V2PZ1PF1+UC61-PF1_3	Area 2 Indication column Siren
Q261.5 14/DQ13	14 DQ13		Q261.5	Spare
Q261.6 15/DQ14	15 DQ14		Q261.6	Spare
Q261.7 16/DQ15	16 DQ15		Q261.7	Spare

6ES7132-6BH01-0BA0

			Date	12/1/2022	Volvo Trucks North America	Valiant TMS	ET200S DQ Overview KF14.21	Drawing name: =2V03&EFS-EL	= V2KF1	
			Ed.	KMAFFRE					+ V2UC14	
			Appr		P6700 Underbody Floor Skin - Cell 2V03			Document type: EFS	Project nr: 22-16151	Page 10
Modification	Date	Name	Original		Replacement of / Replaced by	Scale 1:1				1721

-KF14.31
/5.0

ET 200SP SIEMENS
F-DI 8x24VDC HF

	L+ 24VDC	/5.1		
	M 0VDC	/5.2		
I5260.0	1 DI0	=V1SF0SF6+V1UC76/1.1	=V1SF0SF6+V1UC76-SF1.1	S070-LR3 Operator E-Stop 1 Ch1
	9 VS0	=V1SF0SF6+V1UC76/1.2		
I5260.1	2 DI1	=V1SF0SF7+V1UC77/1.1	=V1SF0SF7+V1UC77-SF1.1	S070-LR3 Operator E-Stop 2 Ch1
	10 VS1	=V1SF0SF7+V1UC77/1.2		
I5260.2	3 DI2	=V1SF0SF8+V1UC78/1.1	=V1SF0SF8+V1UC78-SF1.1	S070-LR4 Operator E-Stop 1 Ch1
	11 VS2	=V1SF0SF8+V1UC78/1.2		
I5260.3	4 DI3	=V1SF0SF9+V1UC79/1.1	=V1SF0SF9+V1UC79-SF1.1	S070-LR4 Operator E-Stop 2 Ch1
	12 VS3	=V1SF0SF9+V1UC79/1.2		
I5260.4	5 DI4	=V1SF0SF6+V1UC76/1.3	=V1SF0SF6+V1UC76-SF1.3	S070-LR3 Operator E-Stop 1 Ch2
	13 VS4	=V1SF0SF6+V1UC76/1.3		
I5260.5	6 DI5	=V1SF0SF7+V1UC77/1.3	=V1SF0SF7+V1UC77-SF1.3	S070-LR3 Operator E-Stop 2 Ch2
	14 VS5	=V1SF0SF7+V1UC77/1.3		
I5260.6	7 DI6	=V1SF0SF8+V1UC78/1.3	=V1SF0SF8+V1UC78-SF1.3	S070-LR4 Operator E-Stop 1 Ch2
	15 VS6	=V1SF0SF8+V1UC78/1.3		
I5260.7	8 DI7	=V1SF0SF9+V1UC79/1.3	=V1SF0SF9+V1UC79-SF1.3	S070-LR4 Operator E-Stop 2 Ch2
	16 VS7	=V1SF0SF9+V1UC79/1.3		

6ES7136-6BA00-0CA0

10 12

			Date	9/21/2022	Volvo Trucks North America	Valiant TMS	ET200S F-DI Overview KF14.31	Drawing name: =2V03&EFS-EL	= V2KF1	
			Ed.	MKLEPADLO					+ V2UC14	
			Appr		P6700 Underbody Floor Skin - Cell 2V03	Scale 1:1		Document type: EFS	Project nr: 22-16151	Page 11
Modification	Date	Name	Original		Replacement of / Replaced by					1721

-KF14.32
/5.3

ET 200SP SIEMENS
F-DI 8x24VDC HF

	L+ 24VDC	/5.3		
	M 0VDC	/5.4		
I5266.0	1 DI0	=V1FQ1+V1FQ1/20.3	=V1FQ1-BR26.1	S070-LR4 Light Curtain 1 Ch1
	9 VS0	=V1FQ1+V1FQ1/20.3		
I5266.1	2 DI1	=V1FQ1+V1FQ1/21.3	=V1FQ1-BR27.1	S070-LR4 Light Curtain 2 Ch1
	10 VS1	=V1FQ1+V1FQ1/21.3		
I5266.2	3 DI2	=V1FQ1+V1FQ1/22.3	=V1FQ1-BR28.1	S070-LR4 Light Curtain 3 Ch1
	11 VS2	=V1FQ1+V1FQ1/22.3		
I5266.3	4 DI3	=V1FQ1+V1FQ1/23.3	=V1FQ1-BR29.1	S070-LR4 Light Curtain 4 Ch1
	12 VS3	=V1FQ1+V1FQ1/23.3		
I5266.4	5 DI4	=V1FQ1+V1FQ1/20.4	=V1FQ1-BR26.2	S070-LR4 Light Curtain 1 Ch2
	13 VS4	=V1FQ1+V1FQ1/20.5		
I5266.5	6 DI5	=V1FQ1+V1FQ1/21.4	=V1FQ1-BR27.2	S070-LR4 Light Curtain 2 Ch2
	14 VS5	=V1FQ1+V1FQ1/21.5		
I5266.6	7 DI6	=V1FQ1+V1FQ1/22.4	=V1FQ1-BR28.2	S070-LR4 Light Curtain 3 Ch2
	15 VS6	=V1FQ1+V1FQ1/22.5		
I5266.7	8 DI7	=V1FQ1+V1FQ1/23.4	=V1FQ1-BR29.2	S070-LR4 Light Curtain 4 Ch2
	16 VS7	=V1FQ1+V1FQ1/23.5		

6ES7136-6BA00-0CA0

11 13

			Date	9/21/2022	Volvo Trucks North America		Valiant TMS	ET200S F-DI Overview KF14.32	Drawing name: =2V03&EFS-EL	= V2KF1	
			Ed.	MKLEPADLO						+ V2UC14	
			Appr		P6700 Underbody Floor Skin - Cell 2V03		Scale 1:1		Document type: EFS	Project nr: 22-16151	Page 12
Modification	Date	Name	Original		Replacement of	Replaced by					1721

-KF14.41
/7.0

ET 200SP SIEMENS
F-DQ 4X24VDC/2A PM HF

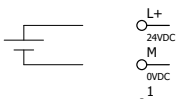

/7.1
/7.2

Q5272.0	1 DQ-P0	=V2FQ1/1.1	-KF14.51	Switched Power 1 11.1L+
Q5272.0	5			
QX.0	9 DQ-M0	=V2FQ1/1.1		
QX.0	13			
Q5272.1	2 DQ-P1	=V2FQ1/2.1	-KF14.52	Switched Power 2 12.1L+
Q5272.1	6			
QX.1	10 DQ-M1	=V2FQ1/2.1		
QX.1	14			
Q5272.2	3 DQ-P2	=V2FQ1/3.1	-KF14.53	Switched Power 3 13.1L+
Q5272.2	7			
QX.2	11 DQ-M2	=V2FQ1/3.1		
QX.2	15			
Q5272.3	4 DQ-P3	=V2FQ1/4.1	-KF14.54	Switched Power 4 14.1L+
Q5272.3	8			
QX.3	12 DQ-M3	=V2FQ1/4.1		
QX.3	16			

6ES7136-6DB00-0CA0 + BU15-P16+A0+2B

12 14

			Date	9/21/2022	Volvo Trucks North America	Valiant TMS	ET200S F-DQ Overview KF14.41	Drawing name: =2V03&EFS-EL	= V2KF1	
			Ed.	MKLEPADLO					+ V2UC14	
			Appr		P6700 Underbody Floor Skin - Cell 2V03			Document type: EFS	Project nr: 22-16151	Page 13
Modification	Date	Name	Original		Replacement of / Replaced by	Scale 1:1				1721

-KF14.42
/7.5

ET 200SP SIEMENS
F-DQ 4X24VDC/2A PM HF

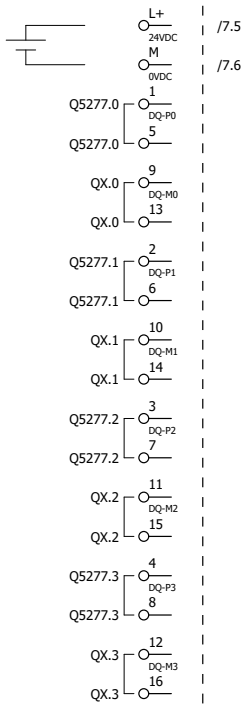

Q5277.0	Spare	
Q5277.1	Spare	
Q5277.2	Spare	
Q5277.3	Spare	

6ES7136-6DB00-0CA0 + BU15-P16+A0+2B

13 15

			Date	9/21/2022	Volvo Trucks North America		Valiant TMS	ET200S F-DQ Overview KF14.42	Drawing name: =2V03&EFS-EL	= V2KF1	
			Ed.	MKLEPADLO						+ V2UC14	
			Appr		P6700 Underbody Floor Skin - Cell 2V03		Scale 1:1		Document type: EFS	Project nr: 22-16151	Page 14
Modification	Date	Name	Original		Replacement of	Replaced by					1721

-KF14.51
=V2FQ1/1.2
=V2WC4/12.1

ET 200SP SIEMENS
F-RQ 1x24VDC/24..230VAC/5A

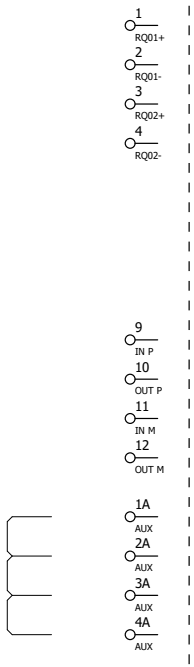

=V2WC4/12.2	11L+	
=V2WC4/12.2	11.1L+	
=V2WC4/12.3	11L+	
=V2WC4/12.4	11.1L+	
=V2FQ1/1.3	Switched Power 1 11.1L+P	
=V2FQ1/1.4	SPARE	
=V2FQ1/1.4	Switched Power 1 11.1L+M	
=V2FQ1/1.5	SPARE	

6ES7136-6RA00-0BF0 + BU20-P8+A4+0B

14 16

			Date	9/21/2022	Volvo Trucks North America	Valiant TMS	ET200S F-RQ Overview KF14.51	Drawing name: =2V03&EFS-EL	= V2KF1	
			Ed.	MKLEPADLO					+ V2UC14	
			Appr		P6700 Underbody Floor Skin - Cell 2V03			Document type: EFS	Project nr: 22-16151	Page 15
Modification	Date	Name	Original		Replacement of	Replaced by	Scale 1:1			1721

-KF14.52
=V2FQ1/2.2
=V2WC4/13.1

ET 200SP SIEMENS
F-RQ 1x24VDC/24..230VAC/5A

1 RQ01+	=V2WC4/13.2	12L+
2 RQ01-	=V2WC4/13.2	12.1L+
3 RQ02+	=V2WC4/13.3	12L+
4 RQ02-	=V2WC4/13.4	12.1L+
9 IN P	=V2FQ1/2.3	Switched Power 2 12.1L+P
10 OUT P	=V2FQ1/2.4	SPARE
11 IN M	=V2FQ1/2.4	Switched Power 2 12.1L+M
12 OUT M	=V2FQ1/2.5	SPARE

1A AUX
2A AUX
3A AUX
4A AUX

6ES7136-6RA00-0BF0 + BU20-P8+A4+0B

15 17

			Date	9/21/2022	Volvo Trucks North America		Valiant TMS	ET200S F-RQ Overview KF14.52	Drawing name: =2V03&EFS-EL	= V2KF1	
			Ed.	MKLEPADLO						+ V2UC14	
			Appr		P6700 Underbody Floor Skin - Cell 2V03				Document type: EFS	Project nr: 22-16151	Page 16
Modification	Date	Name	Original		Replacement of	Replaced by	Scale 1:1				1721

-KF14.53
=V2FQ1/3.2
=V2WC4/14.1

ET 200SP SIEMENS
F-RQ 1x24VDC/24..230VAC/5A

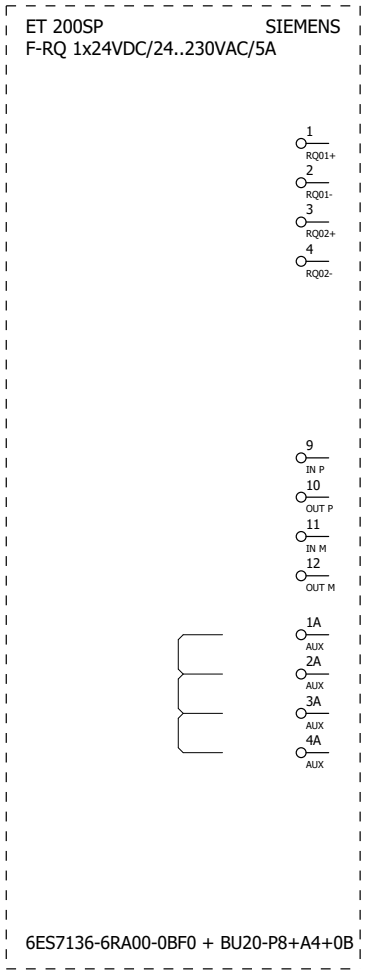

=V2WC4/14.2	13L+
=V2WC4/14.2	13.1L+
=V2WC4/14.3	13L+
=V2WC4/14.4	13.1L+
=V2FQ1/3.3	Switched Power 3 13.1L+P
=V2FQ1/3.4	SPARE
=V2FQ1/3.4	Switched Power 3 13.1L+M
=V2FQ1/3.5	SPARE

6ES7136-6RA00-0BF0 + BU20-P8+A4+0B

16 18

			Date	9/21/2022	Volvo Trucks North America		Valiant TMS	ET200S F-RQ Overview KF14.53	Drawing name: =2V03&EFS-EL	= V2KF1	
			Ed.	MKLEPADLO						+ V2UC14	
			Appr		P6700 Underbody Floor Skin - Cell 2V03		Scale 1:1		Document type: EFS	Project nr: 22-16151	Page 17
Modification	Date	Name	Original		Replacement of	Replaced by					1721

-KF14.54
=V2FQ1/4.2
=V2WC4/15.1

ET 200SP SIEMENS
F-RQ 1x24VDC/24..230VAC/5A

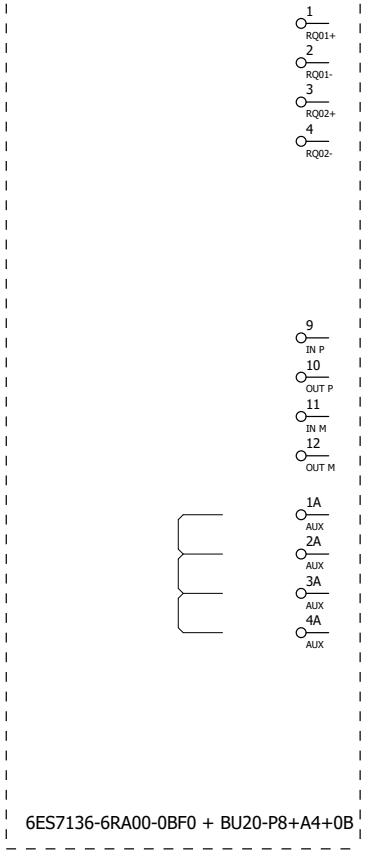

=V2WC4/15.2	14L+	
=V2WC4/15.2	14.1L+	
=V2WC4/15.3	14L+	
=V2WC4/15.4	14.1L+	
=V2FQ1/4.3	Switched Power 4 14.1L+P	
=V2FQ1/4.4	SPARE	
=V2FQ1/4.4	Switched Power 4 14.1L+M	
=V2FQ1/4.5	SPARE	

6ES7136-6RA00-0BF0 + BU20-P8+A4+0B

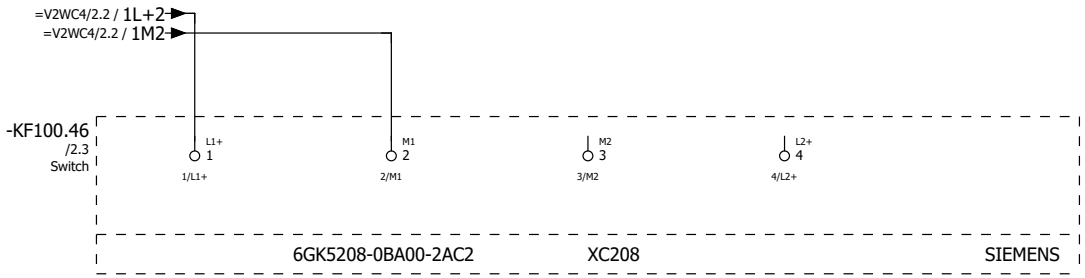

+.UC14/18

2

			Date	10/1/2022	Volvo Trucks North America		Valiant TMS	Switch, Scalance XC208	Drawing name: =2V03&EFS-EL	= V2KF1
			Ed.	MKLEPADLO						+ V2UC46
			Appr		P6700 Underbody Floor Skin - Cell 2V03				Document type: EFS	Project nr: 22-16151
Modification	Date	Name	Original		Replacement of	Replaced by	Scale 1:1			Page 1 / 1721

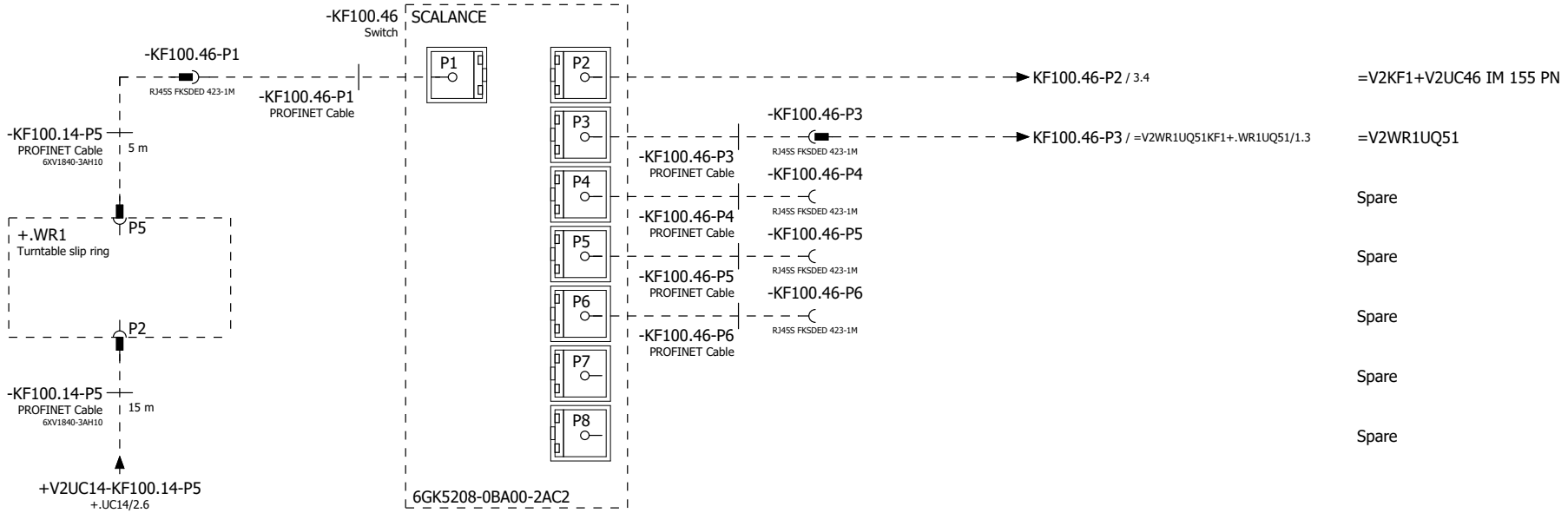

			Date	10/1/2022	Volvo Trucks North America		Valiant TMS	Network Overview	Drawing name: =2V03&EFS-EL		= V2KF1
			Ed.	MKLEPADLO							+ V2UC46
			Appr		P6700 Underbody Floor Skin - Cell 2V03				Document type: EFS	Project nr: 22-16151	Page 2
Modification	Date	Name	Original		Replacement of	Replaced by	Scale 1:1				1721



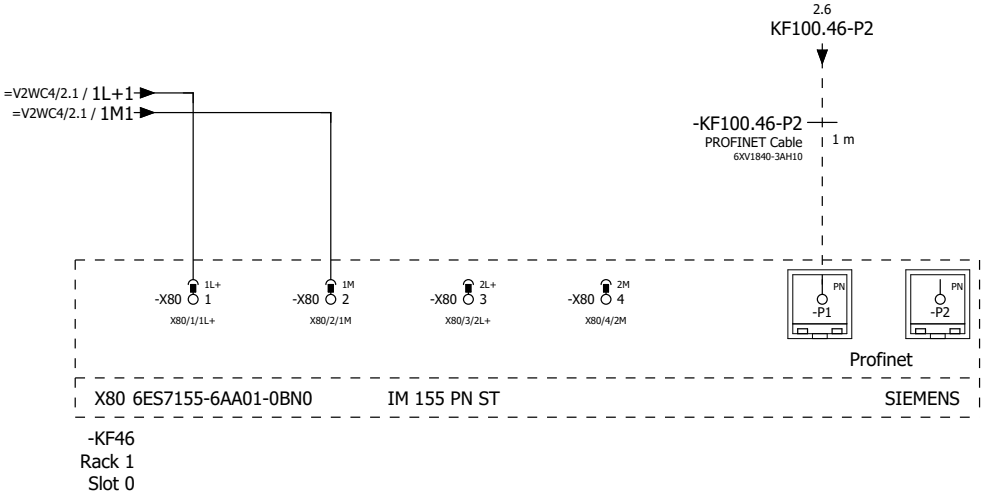

2 4

			Date	10/1/2022	Volvo Trucks North America		Valiant TMS	IM 155 PN	Drawing name: =2V03&EFS-EL	= V2KF1
			Ed.	MKLEPADLO						+ V2UC46
			Appr		P6700 Underbody Floor Skin - Cell 2V03				Document type: EFS	Project nr: 22-16151
Modification	Date	Name	Original		Replacement of	Replaced by	Scale 1:1			Page 3 / 1721

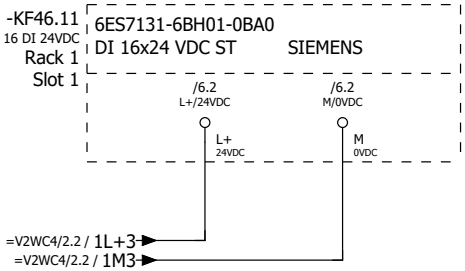

			Date	11/14/2022	Volvo Trucks North America		Valiant TMS	ET200S Wiring DI	Drawing name: =2V03&EFS-EL	= V2KF1
			Ed.	KMAFFRE						+ V2UC46
			Appr		P6700 Underbody Floor Skin - Cell 2V03				Document type: EFS	Project nr: 22-16151
Modification	Date	Name	Original		Replacement of	Replaced by	Scale 1:1			Page 4 / 1721

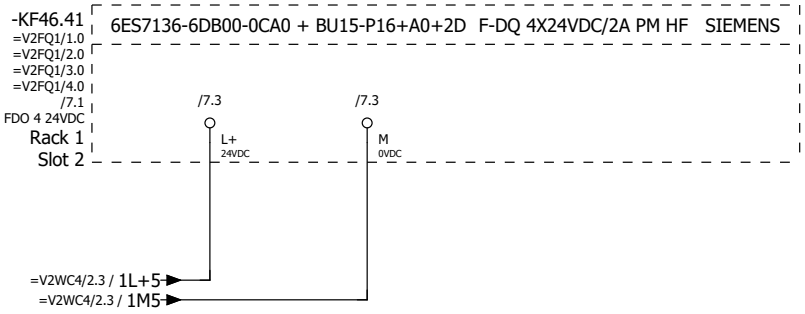

			Date	10/1/2022	Volvo Trucks North America		Valiant TMS	ET200S Wiring F-DQ	Drawing name: =2V03&EFS-EL	= V2KF1	
			Ed.	MKLEPADLO						+ V2UC46	
			Appr		P6700 Underbody Floor Skin - Cell 2V03				Document type: EFS	Project nr: 22-16151	Page 5
Modification	Date	Name	Original		Replacement of	Replaced by	Scale 1:1				1721

-KF46.11
/4.1

ET 200SP SIEMENS
DI 16x24 VDC ST

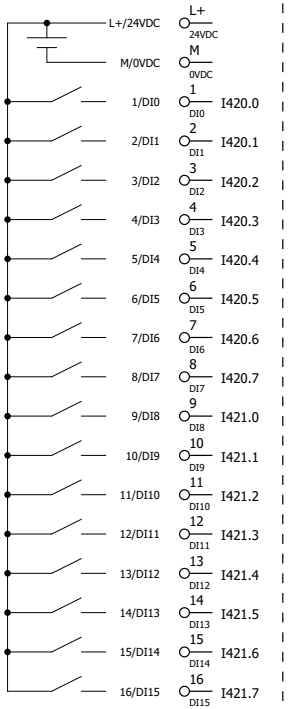

/4.1			
/4.2			
=V2FQ1/1.8	=KF46.51RQ	Monitoring Safety Power 2.1L+	
=V2FQ1/2.8	=KF46.52RQ	Monitoring Safety Power 2.2L+	
=V2FQ1/3.8	=KF46.53RQ	Monitoring Safety Power 3.1L+	
=V2FQ1/4.8	=KF46.54RQ	Monitoring Safety Power 3.2L+	
	I420.4	Spare	
	I420.5	Spare	
	I420.6	Spare	
	I420.7	Spare	
	I421.0	Spare	
	I421.1	Spare	
=V2WC3/2.2	=V2WC3+V2UC46-FC1	Monitoring 120 VAC	
=V2WC4/1.5	=V2WC4+V2UC46-TA1_I	Monitoring 24 VDC	
=V2WC4/1.3	=V2WC4+V2UC46-FC11_I	Monitoring 24 VDC	
	I421.5	Spare	
	I421.6	Spare	
	I421.7	Spare	

6ES7131-6BH01-0BA0

			Date	9/27/2022	Volvo Trucks North America		Valiant TMS	ET200S DI Overview KF46.11	Drawing name: =2V03&EFS-EL	= V2KF1	
			Ed.	MKLEPADLO						+ V2UC46	
			Appr		P6700 Underbody Floor Skin - Cell 2V03		Scale 1:1		Document type: EFS	Project nr: 22-16151	Page 6
Modification	Date	Name	Original		Replacement of	Replaced by					1721

-KF46.41
/5.0

ET 200SP SIEMENS
F-DQ 4X24VDC/2A PM HF



/5.1
/5.2

Q5420.0 1	=V2FQ1/1.1	-KF46.51	UQ51 motion power enable
Q5420.0 5			
QX.0 9	=V2FQ1/1.1		
QX.0 13			
Q5420.1 2	=V2FQ1/2.1	-KF46.52	UQ52 motion power enable
Q5420.1 6			
QX.1 10	=V2FQ1/2.1		
QX.1 14			
Q5420.2 3	=V2FQ1/3.1	-KF46.53	UQ53 motion power enable
Q5420.2 7			
QX.2 11	=V2FQ1/3.1		
QX.2 15			
Q5420.3 4	=V2FQ1/4.1	-KF46.54	UQ54 motion power enable
Q5420.3 8			
QX.3 12	=V2FQ1/4.1		
QX.3 16			

6ES7136-6DB00-0CA0 + BU15-P16+A0+2D

6 8

			Date	9/27/2022	Volvo Trucks North America		Valiant TMS	ET200S F-DQ Overview KF46.41	Drawing name: =2V03&EFS-EL	= V2KF1	
			Ed.	MKLEPADLO						+ V2UC46	
			Appr		P6700 Underbody Floor Skin - Cell 2V03		Scale 1:1		Document type: EFS	Project nr: 22-16151	Page 7
Modification	Date	Name	Original		Replacement of	Replaced by					1721

-KF46.51
=V2FQ1/1.2
=V2WC4/3.1

ET 200SP SIEMENS
F-RQ 1x24VDC/24..230VAC/5A

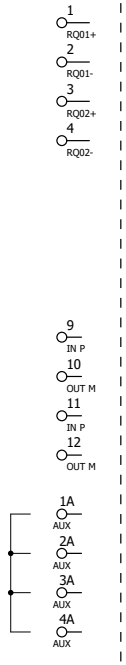

=V2WC4/3.2	2L+
=V2WC4/3.2	2.1L+
=V2WC4/3.3	2L+
=V2WC4/3.4	2.1L+
=V2FQ1/1.3	UQ51 motion power enable
=V2FQ1/1.4	Spare
=V2FQ1/1.4	UQ51 motion power enable
=V2FQ1/1.5	Spare

6ES7136-6RA00-0BF0 + BU20-P8+A4+0B

7 9

			Date	9/27/2022	Volvo Trucks North America	Valiant TMS	ET200S F-RQ Overview KF46.51	Drawing name: =2V03&EFS-EL	= V2KF1	
			Ed.	MKLEPADLO					+ V2UC46	
			Appr		P6700 Underbody Floor Skin - Cell 2V03	Scale 1:1		Document type: EFS	Project nr: 22-16151	Page 8
Modification	Date	Name	Original		Replacement of / Replaced by					1721

-KF46.52
=V2FQ1/2.2
=V2WC4/4.1

ET 200SP SIEMENS
F-RQ 1x24VDC/24..230VAC/5A

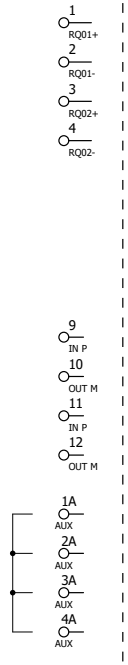

=V2WC4/4.2	2L+
=V2WC4/4.2	2.2L+
=V2WC4/4.3	2L+
=V2WC4/4.4	2.2L+
=V2FQ1/2.3	UQ52 motion power enable
=V2FQ1/2.4	Spare
=V2FQ1/2.4	UQ52 motion power enable
=V2FQ1/2.5	Spare

6ES7136-6RA00-0BF0 + BU20-P8+A4+0B

8 10

			Date	9/27/2022	Volvo Trucks North America		Valiant TMS	ET200S F-RQ Overview KF46.52	Drawing name: =2V03&EFS-EL	= V2KF1	
			Ed.	MKLEPADLO						+ V2UC46	
			Appr		P6700 Underbody Floor Skin - Cell 2V03		Scale 1:1		Document type: EFS	Project nr: 22-16151	Page 9
Modification	Date	Name	Original		Replacement of	Replaced by					1721

-KF46.53
=V2FQ1/3.2
=V2WC4/5.1

ET 200SP SIEMENS
F-RQ 1x24VDC/24..230VAC/5A

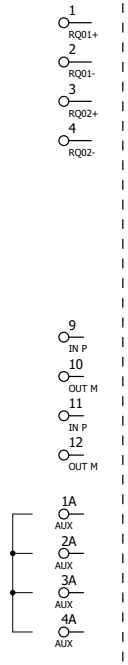

=V2WC4/5.2	3L+
=V2WC4/5.2	3.1L+
=V2WC4/5.3	3L+
=V2WC4/5.4	3.1L+
=V2FQ1/3.3	UQ53 motion power enable
=V2FQ1/3.4	Spare
=V2FQ1/3.4	UQ53 motion power enable
=V2FQ1/3.5	Spare

6ES7136-6RA00-0BF0 + BU20-P8+A4+0B

9 11

			Date	9/27/2022	Volvo Trucks North America	Valiant TMS	ET200S F-RQ Overview KF46.53	Drawing name: =2V03&EFS-EL	= V2KF1	
			Ed.	MKLEPADLO					+ V2UC46	
			Appr		P6700 Underbody Floor Skin - Cell 2V03	Scale 1:1		Document type: EFS	Project nr: 22-16151	Page 10
Modification	Date	Name	Original		Replacement of / Replaced by					1721

-KF46.54
=V2FQ1/4.2
=V2WC4/6.1

ET 200SP SIEMENS
F-RQ 1x24VDC/24..230VAC/5A

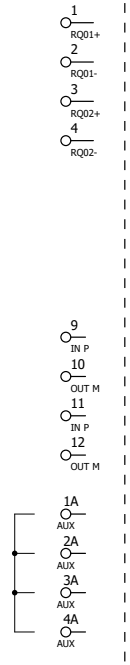

=V2WC4/6.2	3L+	
=V2WC4/6.2	3.2L+	
=V2WC4/6.3	3L+	
=V2WC4/6.4	3.2L+	
=V2FQ1/4.3	UQ54 motion power enable	
=V2FQ1/4.4	Spare	
=V2FQ1/4.4	UQ54 motion power enable	
=V2FQ1/4.5	Spare	

6ES7136-6RA00-0BF0 + BU20-P8+A4+0B

=V2KF1+V2UC14

Area 2 Indication column Green
=V2PZ1PF1+UC61-PF1_1
=V2KF1+.UC14/10.2

Area 2 Indication column Siren
=V2PZ1PF1+UC61-PF1_3
=V2KF1+.UC14/10.2

Area 2 Indication column Red
=V2PZ1PF1+UC61-PF1_2
=V2KF1+.UC14/10.2

=V2KF1
-KF14.21
DO ET200SP

Q261.2 DQ10 11
Q261.3 DQ11 12
Q261.4 DQ12 13

=V2WC4+.UC14/9.1 / 8M1

Q261.2 BU 16 AWG
Q261.3 BU 16 AWG
Q261.4 BU 16 AWG

-KF14.21 11 12 13

10 1 2 3 4 5 6 7 8 9

-W1
RSM RKM 106-20M/S3059
20m

WH OG BU WHBK RDBK GNBK OGBK RD GNYE BK

-XD1 10 1 2 3 4 5 6 7 8 9

BUOG BUOG BUOG BUOG BUOG BUOG BUOG BUOG GNYE BUOG

16 AWG

-XD11 10 1 2 3 4 5 6 7 8 9

-PE

-PF1
Indication column

0 1 2 3 4 5
Com C1 C2 C3 C4 C5

green red Horn

SIEMENS

POWER IN / POWER OUT

Pin 1: Signal 1
Pin 2: Signal 2
Pin 3: Signal 3
Pin 4: Signal 4
Pin 5: Signal 5
Pin 6: Signal 6
Pin 7: Signal 7
Pin 8: FE
Pin 9: Signal 8
Pin 10: 0 V

Pin #	WIRE	COLOR
Pin 1	C1	BUOG
Pin 2	C2	BUOG
Pin 3	C3	BUOG
Pin 4	C4	BUOG
Pin 5	C5	BUOG
Pin 6	SPARE	BUOG
Pin 7	SPARE	BUOG
Pin 8	PE	GNYE
Pin 9	SPARE	BUOG
Pin 10	COM	BUOG

=V2KF1+.UC46/11

=V2U90U01KF1+.U90U01/10

			Date	12/5/2022	Volvo Trucks North America	Valiant TMS	Area 2 Indication column	Drawing name: =2V03&EFS-EL	= V2PZ1PF1
			Ed.	KMAFFRE					+ V2UC61
			Appr		P6700 Underbody Floor Skin - Cell 2V03	Scale 1:1		Document type: EFS	Project nr: 22-16151
Modification	Date	Name	Original		Replacement of	Replaced by			Page 1 / 1721

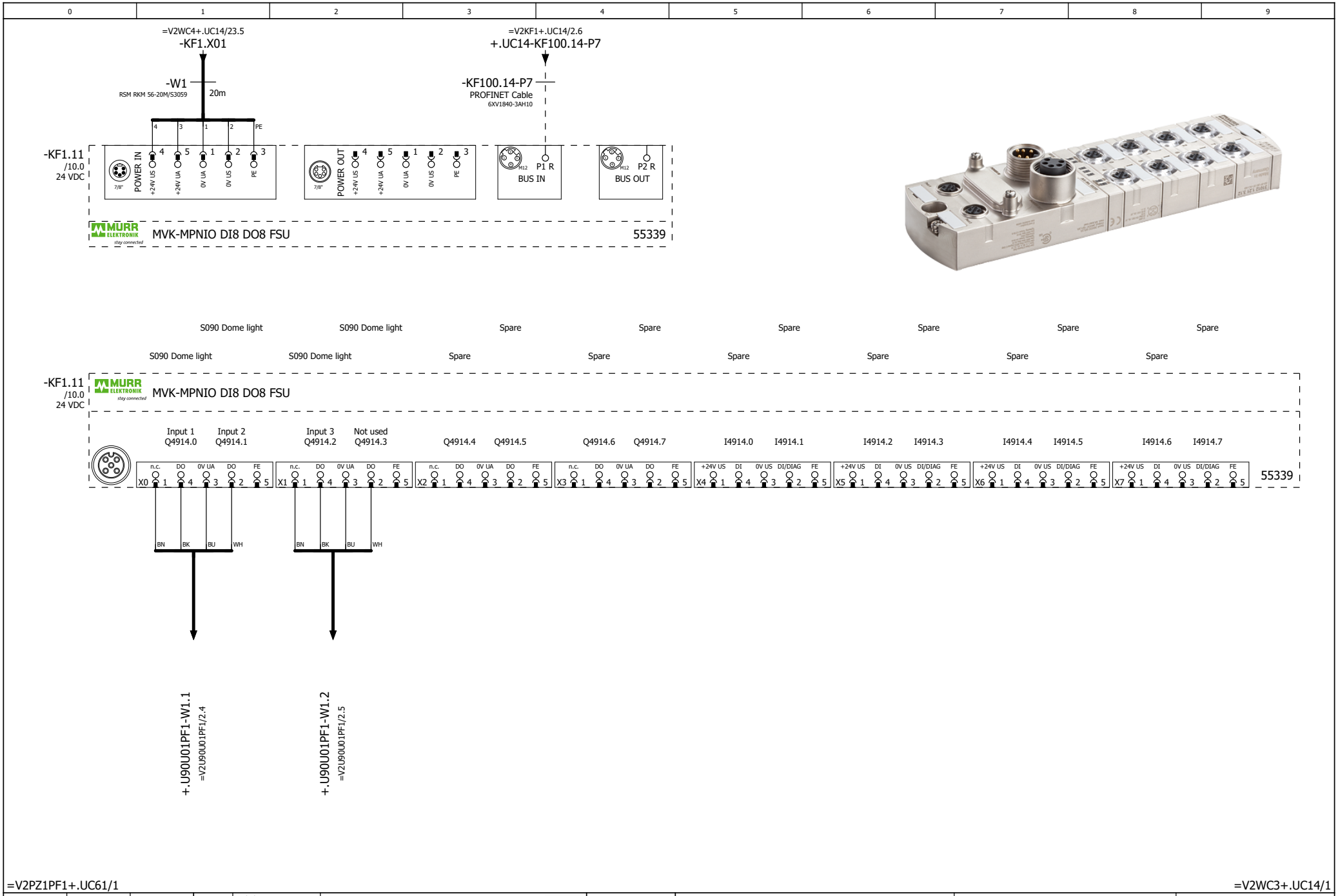

=V2PZ1PF1+.UC61/1

=V2WC3+.UC14/1

			Date	10/1/2022	Volvo Trucks North America	Valiant TMS	MURR MODULE 8 IN/ 8 OUT	Drawing name: =2V03&EFS-EL	= V2U90U01KF1 + V2U90U01
			Ed.	MKLEPADLO	P6700 Underbody Floor Skin - Cell 2V03				
			Appr					Document type: EFS	Project nr: 22-16151
Modification	Date	Name	Original		Replacement of / Replaced by	Scale 1:1			Page 10 / 1721

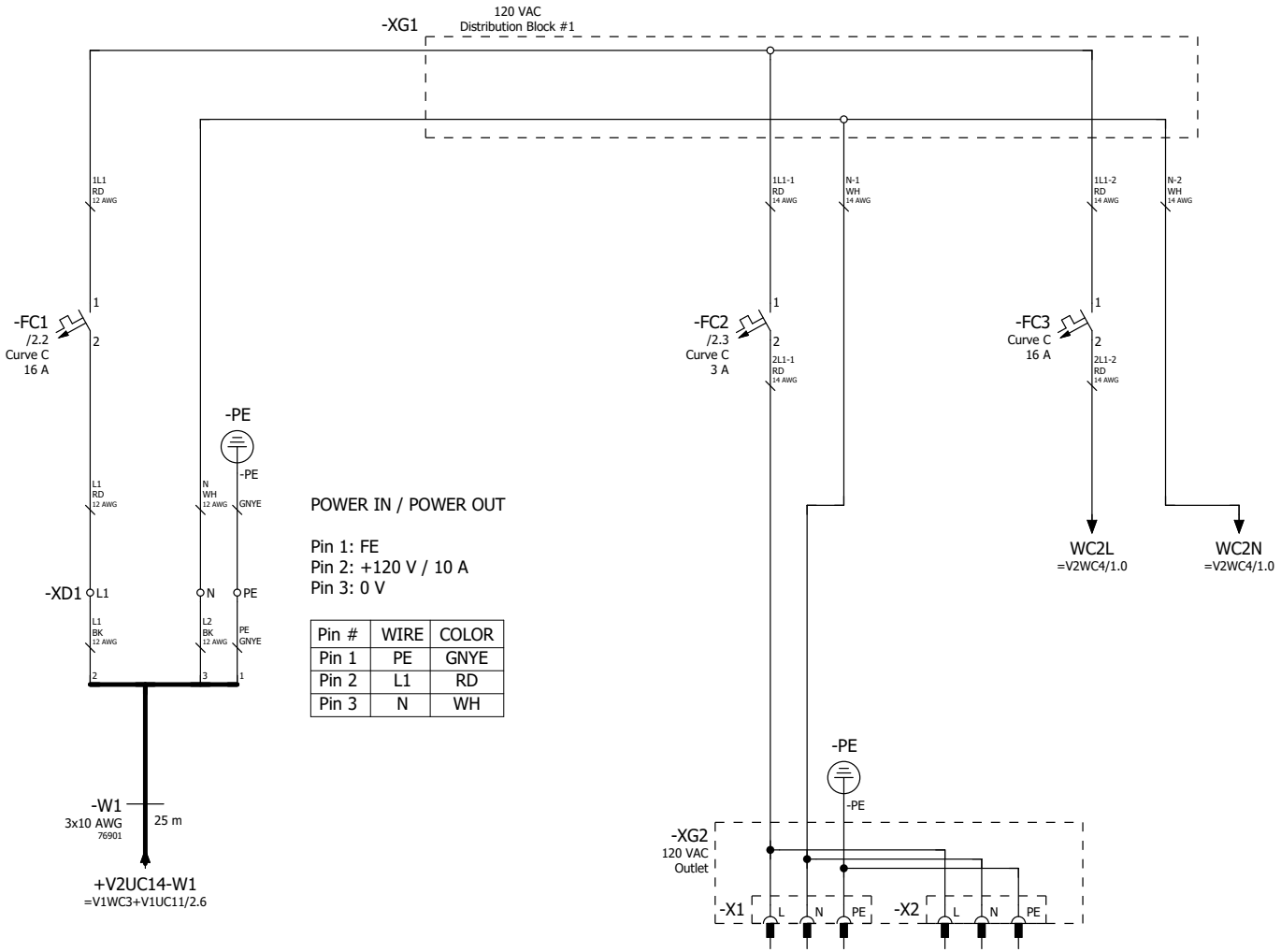

Pin #	WIRE	COLOR
Pin 1	PE	GNYE
Pin 2	L1	RD
Pin 3	N	WH

Power
Distribution
120 VAC
Programming Port

Power
Distribution
120 VAC
To 24VDC Power Supply

=V2U90U01KF1+.U90U01/10

2

			Date	11/14/2022	Volvo Trucks North America	Valiant TMS	Power distribution 120 VAC	Drawing name: =2V03&EFS-EL	= V2WC3	
			Ed.	KMAFFRE					+ V2UC14	
			Appr		P6700 Underbody Floor Skin - Cell 2V03			Document type: EFS	Project nr: 22-16151	Page 1
Modification	Date	Name	Original		Replacement of / Replaced by	Scale 1:1				1721

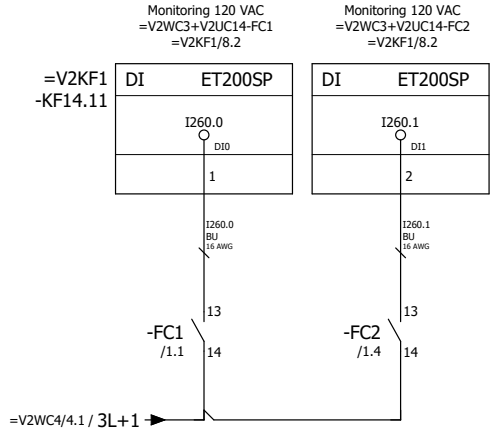

1

+.UC46/1

			Date	10/1/2022	Volvo Trucks North America		Valiant TMS	Monitoring 120VAC	Drawing name: =2V03&EFS-EL	= V2WC3
			Ed.	MKLEPADLO						+ V2UC14
			Appr		P6700 Underbody Floor Skin - Cell 2V03				Document type: EFS	Project nr: 22-16151
Modification	Date	Name	Original		Replacement of	Replaced by	Scale 1:1			Page 2 / 1721

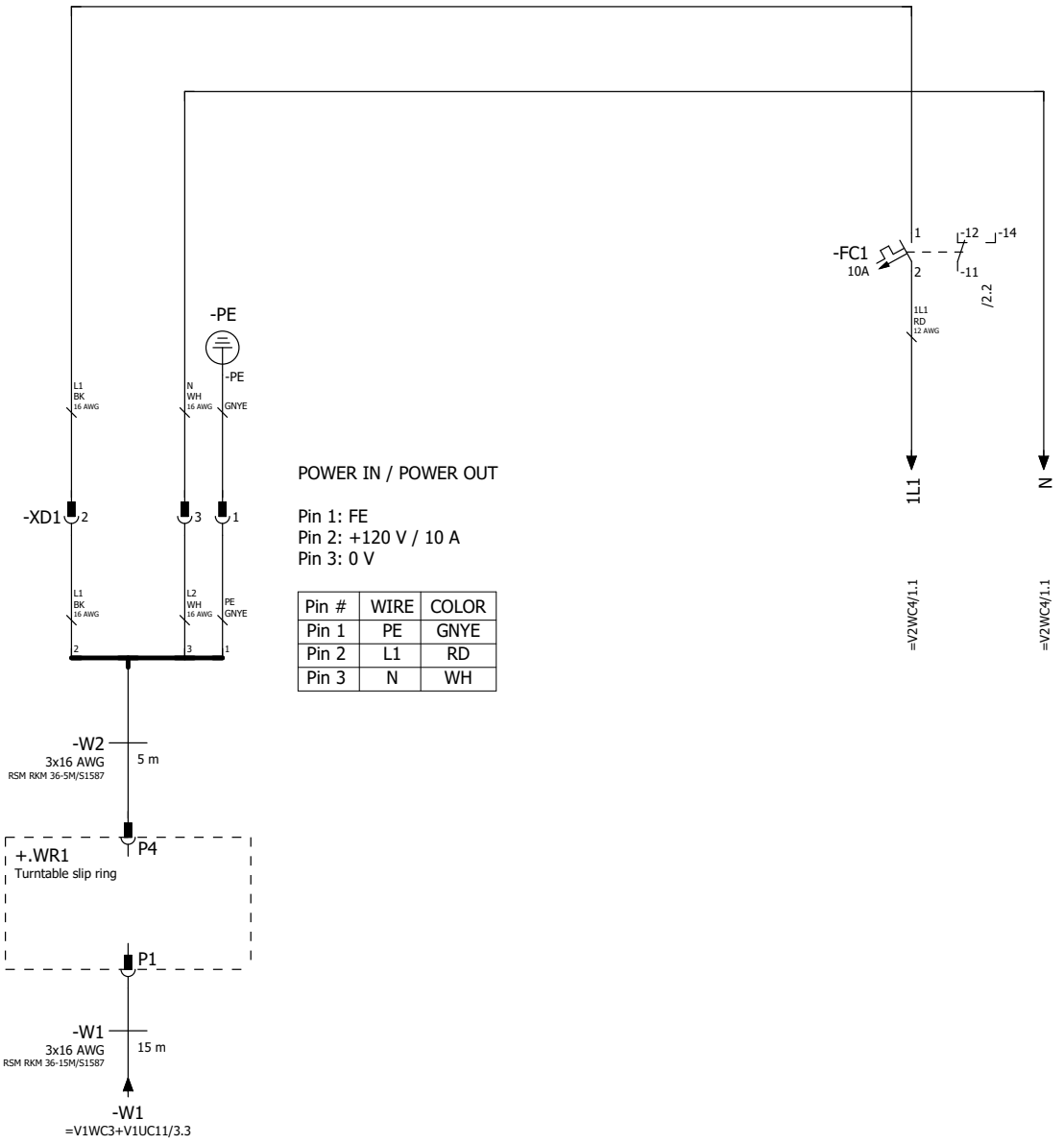

POWER IN / POWER OUT

Pin 1: FE
Pin 2: +120 V / 10 A
Pin 3: 0 V

Pin #	WIRE	COLOR
Pin 1	PE	GNYE
Pin 2	L1	RD
Pin 3	N	WH

Power
Distribution
24 VDC
Power Supply

+.UC14/2

2

			Date	10/1/2022	Volvo Trucks North America		Valiant TMS	Power distribution 120 VAC	Drawing name: =2V03&EFS-EL	= V2WC3	
			Ed.	MKLEPADLO						+ V2UC46	
			Appr		P6700 Underbody Floor Skin - Cell 2V03				Document type: EFS	Project nr: 22-16151	Page 1
Modification	Date	Name	Original		Replacement of	Replaced by	Scale 1:1				1721

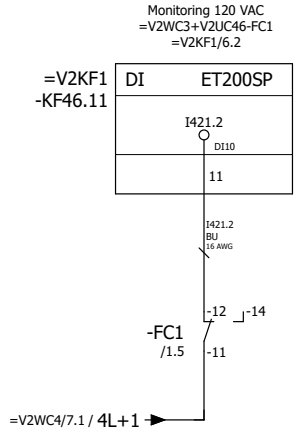

1

=V2WC4+.UC14/1

			Date	10/1/2022	Volvo Trucks North America		Valiant TMS	Monitoring 120VAC	Drawing name: =2V03&EFS-EL	= V2WC3	
			Ed.	MKLEPADLO						+ V2UC46	
			Appr		P6700 Underbody Floor Skin - Cell 2V03				Document type: EFS	Project nr: 22-16151	Page 2
Modification	Date	Name	Original		Replacement of	Replaced by	Scale 1:1				1721

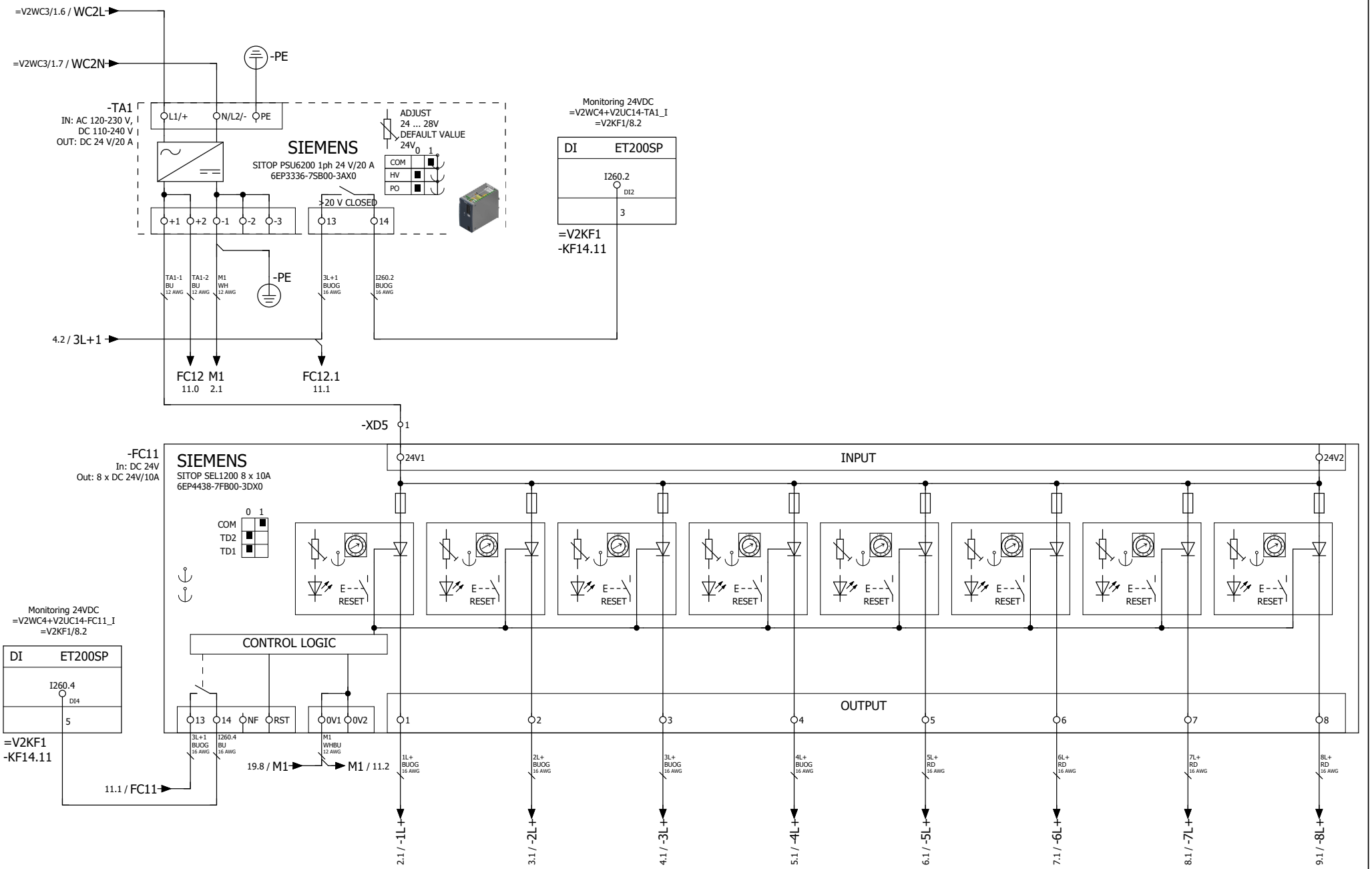

=V2WC3+.UC46/2

2

			Date	10/1/2022	Volvo Trucks North America		Valiant TMS	Power distribution 24VDC for Inputs	Drawing name: =2V03&EFS-EL	= V2WC4
			Ed.	MKLEPADLO						+ V2UC14
			Appr		P6700 Underbody Floor Skin - Cell 2V03				Document type: EFS	Project nr: 22-16151
Modification	Date	Name	Original		Replacement of	Replaced by	Scale 1:1			Page 1 / 1721



			Date	11/4/2022	Volvo Trucks North America		Valiant TMS	Power distribution 24VDC 1L+	Drawing name: =2V03&EFS-EL		= V2WC4
			Ed.	MKLEPADLO							+ V2UC14
			Appr		P6700 Underbody Floor Skin - Cell 2V03				Document type: EFS	Project nr: 22-16151	Page 2
Modification	Date	Name	Original		Replacement of	Replaced by	Scale 1:1				1721


1.3 / -2L+
-XD12
1
2
2L+1
BUOG
16 AWG
2L+2
BUOG
16 AWG
=V2KF1/1.1 / 2L+1
=V2KF1/3.1 / 2L+2
XC216 Profinet Switch
IM155 PN
2.8 / M1
M1 / 4.1
-XD10
2
3
2M1
WHOG
16 AWG
2M2
WHOG
16 AWG
=V2KF1/1.1 / 2M1
=V2KF1/3.1 / 2M2

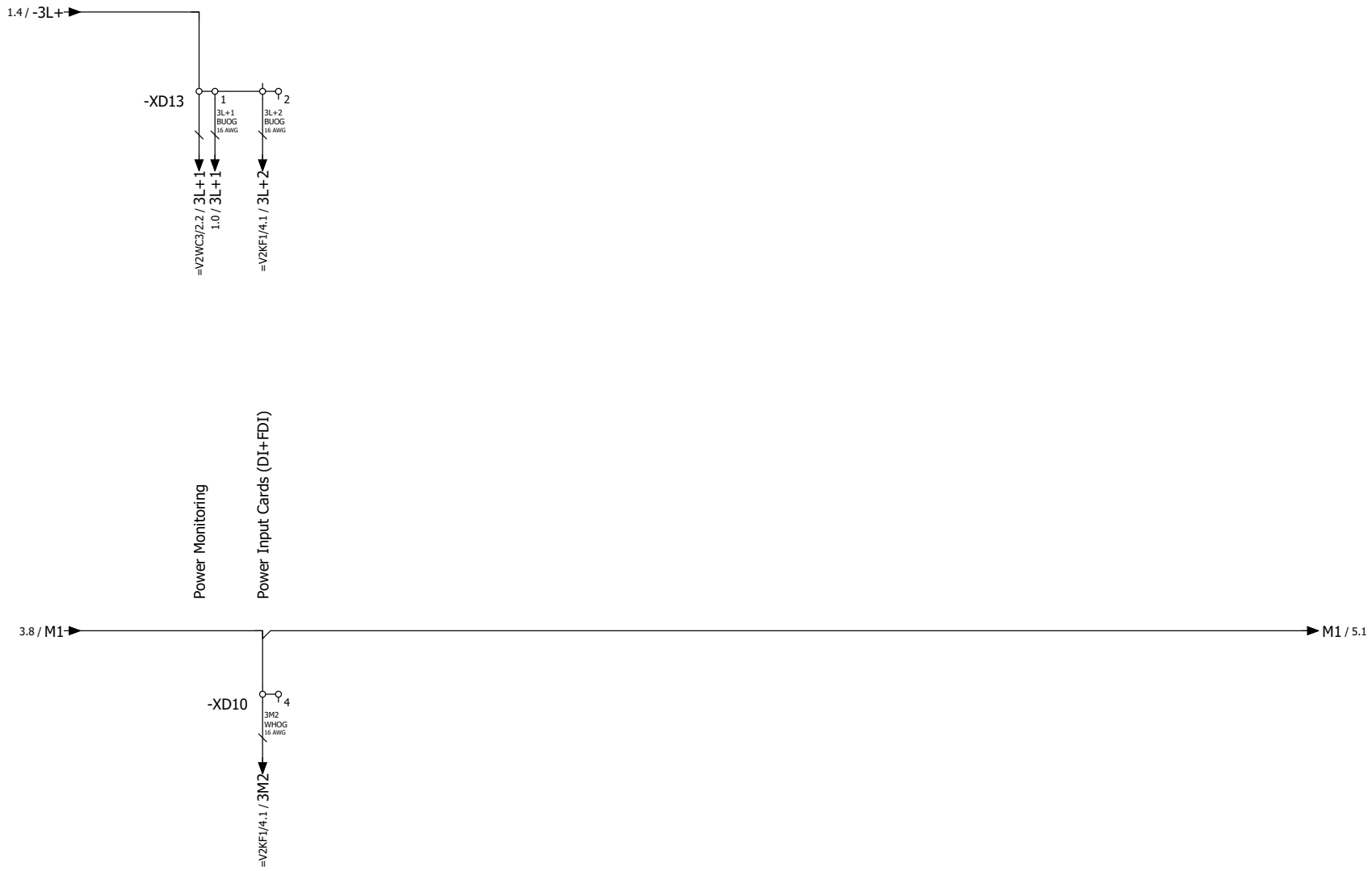

			Date	10/1/2022	Volvo Trucks North America		Valiant TMS	Power distribution 24VDC 3L+	Drawing name: =2V03&EFS-EL		= V2WC4
			Ed.	MKLEPADLO							+ V2UC14
			Appr		P6700 Underbody Floor Skin - Cell 2V03		Scale 1:1		Document type: EFS	Project nr: 22-16151	Page 4
Modification	Date	Name	Original		Replacement of	Replaced by					1721



			Date	10/1/2022	Volvo Trucks North America		Valiant TMS	Power distribution 24VDC 4L+	Drawing name: =2V03&EFS-EL	= V2WC4	
			Ed.	MKLEPADLO						+ V2UC14	
			Appr		P6700 Underbody Floor Skin - Cell 2V03		Scale 1:1		Document type: EFS	Project nr: 22-16151	Page 5
Modification	Date	Name	Original		Replacement of	Replaced by					1721



			Date	12/1/2022	Volvo Trucks North America		Valiant TMS	Power distribution 24VDC 5L+	Drawing name: =2V03&EFS-EL		= V2WC4
			Ed.	KMAFFRE							+ V2UC14
			Appr		P6700 Underbody Floor Skin - Cell 2V03		Scale 1:1		Document type: EFS	Project nr: 22-16151	Page 6
Modification	Date	Name	Original		Replacement of	Replaced by					1721

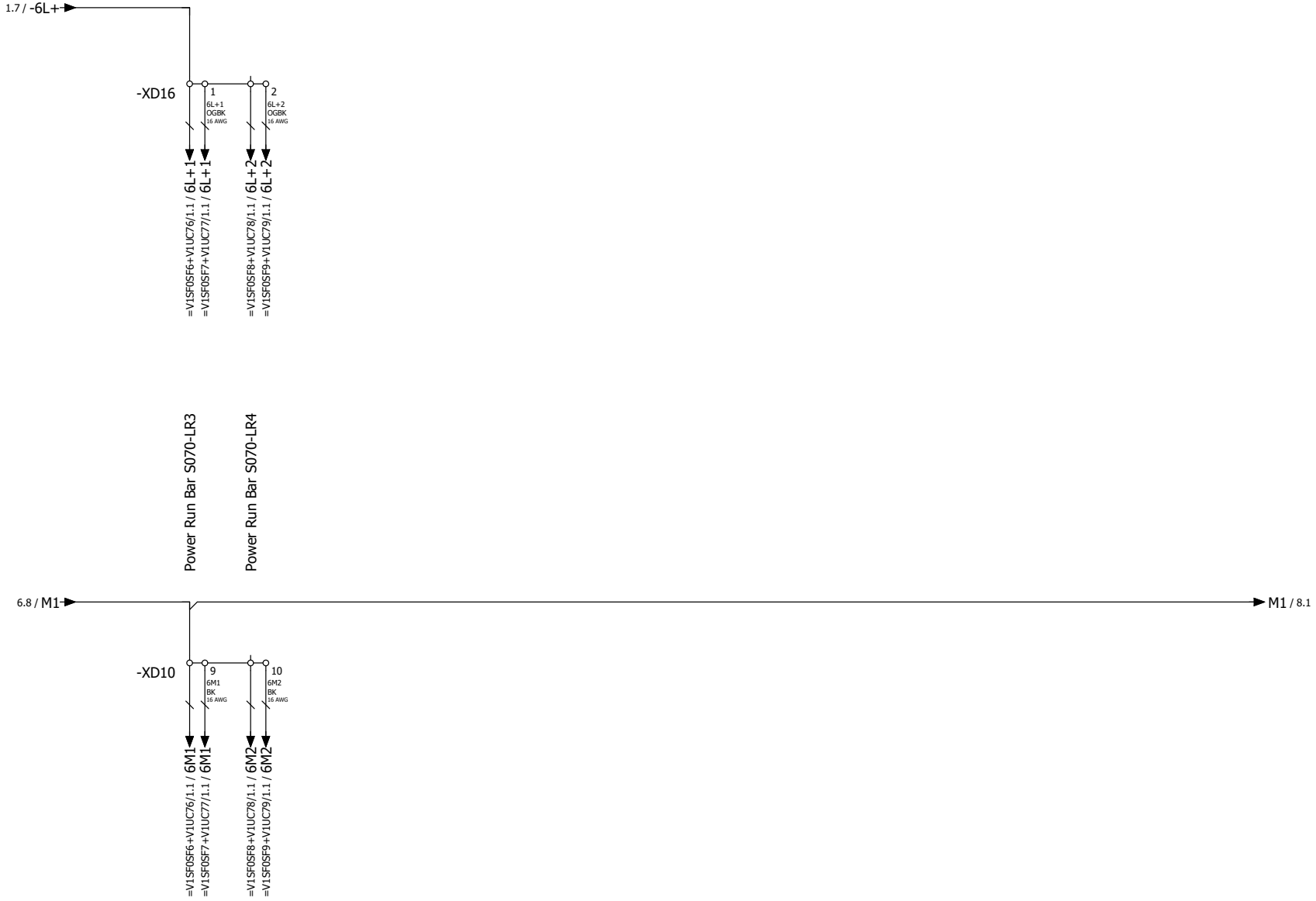

6 8

			Date	10/1/2022	Volvo Trucks North America		Valiant TMS	Power distribution 24VDC 6L+	Drawing name: =2V03&EFS-EL		= V2WC4
			Ed.	MKLEPADLO							+ V2UC14
			Appr		P6700 Underbody Floor Skin - Cell 2V03		Scale 1:1		Document type: EFS	Project nr: 22-16151	Page 7
Modification	Date	Name	Original		Replacement of	Replaced by					1721



7 9

			Date	11/1/2022	Volvo Trucks North America	Valiant TMS	Power distribution 24VDC 7L+	Drawing name: =2V03&EFS-EL	= V2WC4	
			Ed.	KMAFFRE					+ V2UC14	
			Appr		P6700 Underbody Floor Skin - Cell 2V03			Document type: EFS	Project nr: 22-16151	Page 8
Modification	Date	Name	Original		Replacement of / Replaced by	Scale 1:1				1721

8 11

			Date	12/1/2022	Volvo Trucks North America		Valiant TMS	Power distribution 24VDC 8L+	Drawing name: =2V03&EFS-EL	= V2WC4	
			Ed.	KMAFFRE						+ V2UC14	
			Appr		P6700 Underbody Floor Skin - Cell 2V03		Scale 1:1		Document type: EFS	Project nr: 22-16151	Page 9
Modification	Date	Name	Original		Replacement of	Replaced by					1721

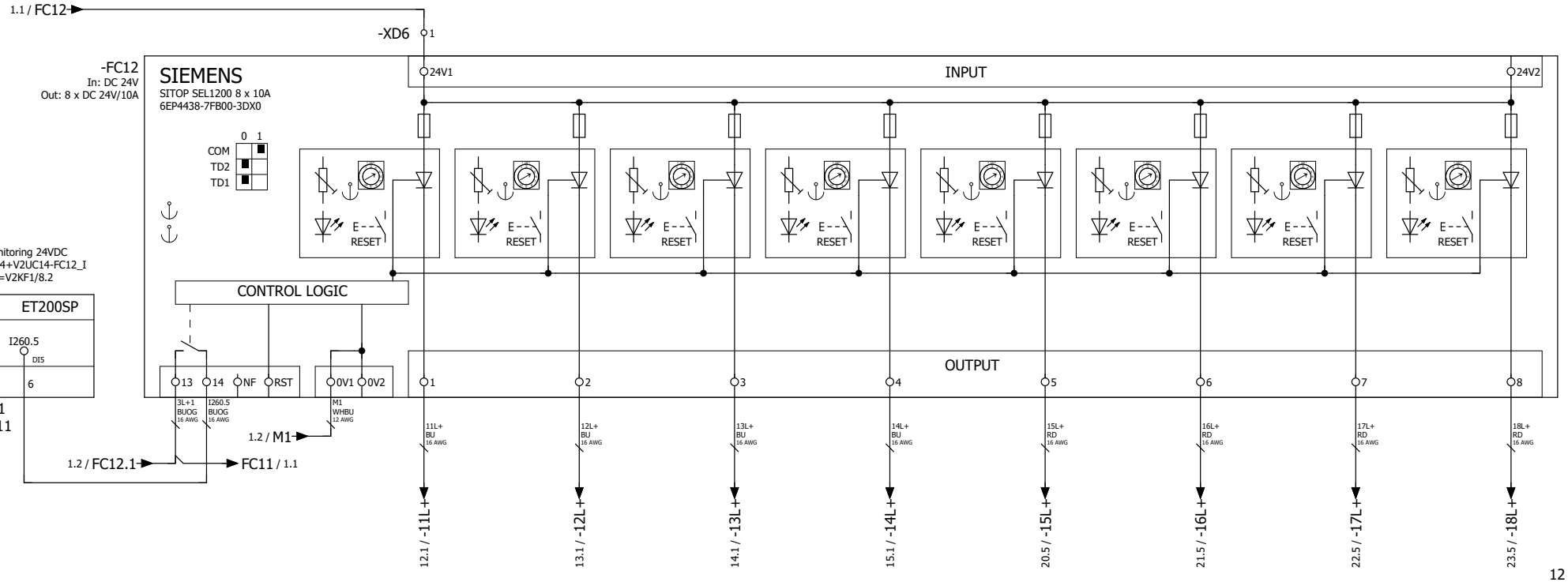

9 12

			Date	10/1/2022	Volvo Trucks North America		Valiant TMS	Power distribution 24VDC (Below Disconnect)	Drawing name: =2V03&EFS-EL	= V2WC4
			Ed.	MKLEPADLO						+ V2UC14
			Appr		P6700 Underbody Floor Skin - Cell 2V03				Document type: EFS	Project nr: 22-16151
Modification	Date	Name	Original		Replacement of	Replaced by	Scale 1:1			Page 11 / 1721

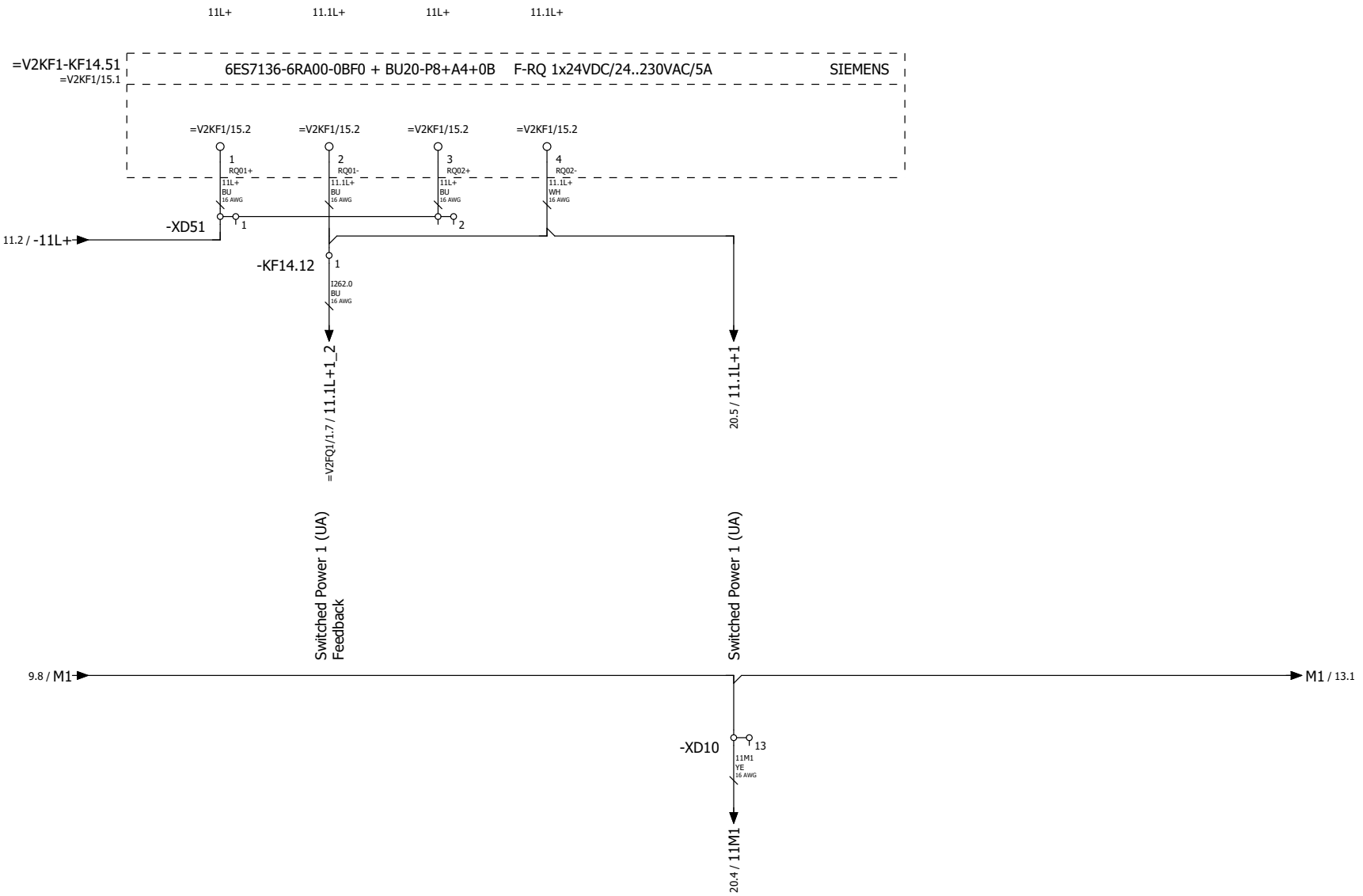

11 13

			Date	10/1/2022	Volvo Trucks North America		Valiant TMS	Power distribution 24VDC 11L+	Drawing name: =2V03&EFS-EL	= V2WC4
			Ed.	MKLEPADLO						+ V2UC14
			Appr		P6700 Underbody Floor Skin - Cell 2V03				Document type: EFS	Project nr: 22-16151
Modification	Date	Name	Original		Replacement of	Replaced by	Scale 1:1			Page 12 / 1721

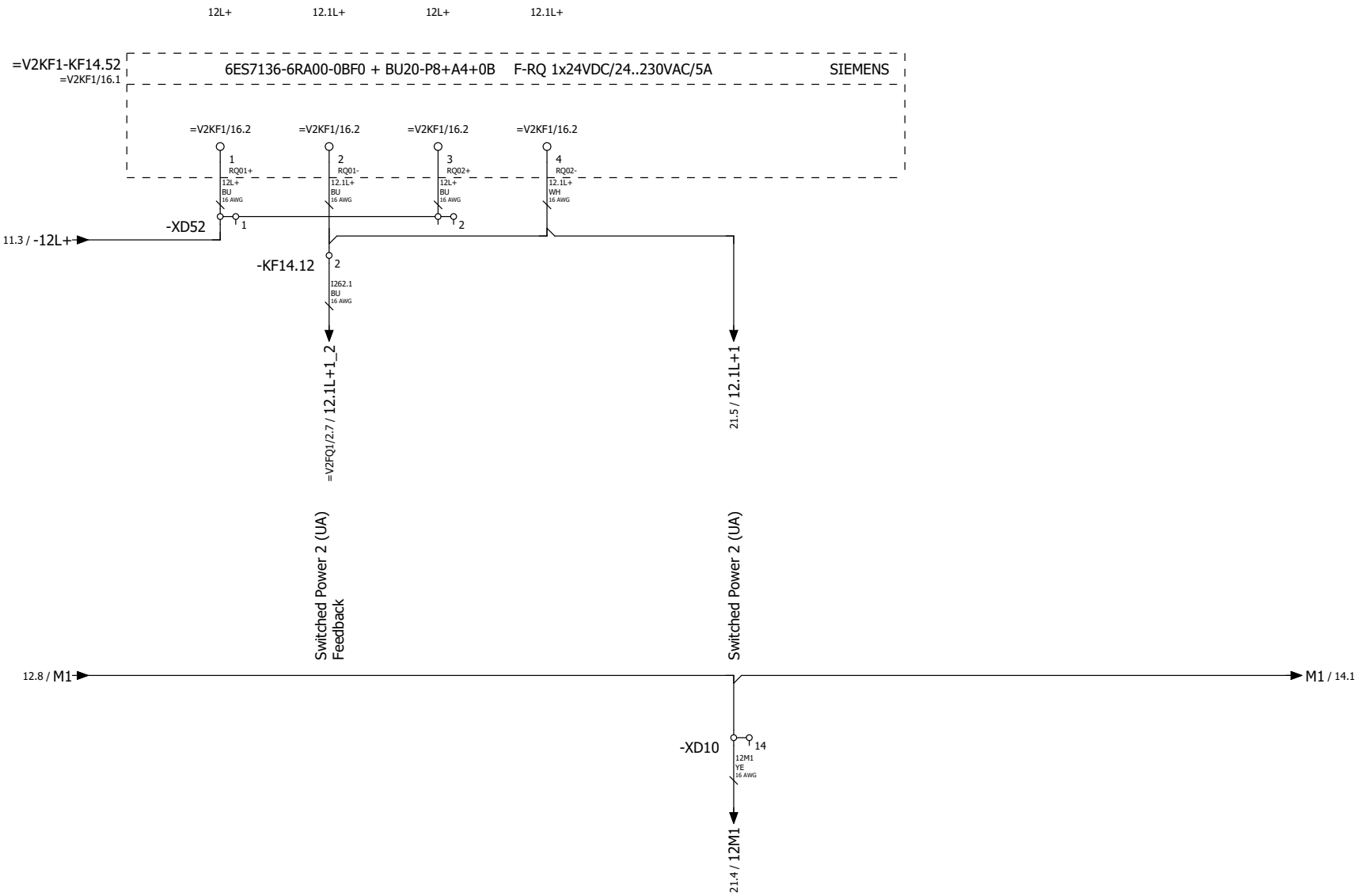

12 14

			Date	10/1/2022	Volvo Trucks North America	Valiant TMS	Power distribution 24VDC 12L+	Drawing name: =2V03&EFS-EL	= V2WC4	
			Ed.	MKLEPADLO					+ V2UC14	
			Appr		P6700 Underbody Floor Skin - Cell 2V03			Document type: EFS	Project nr: 22-16151	Page 13
Modification	Date	Name	Original		Replacement of	Replaced by	Scale 1:1			1721

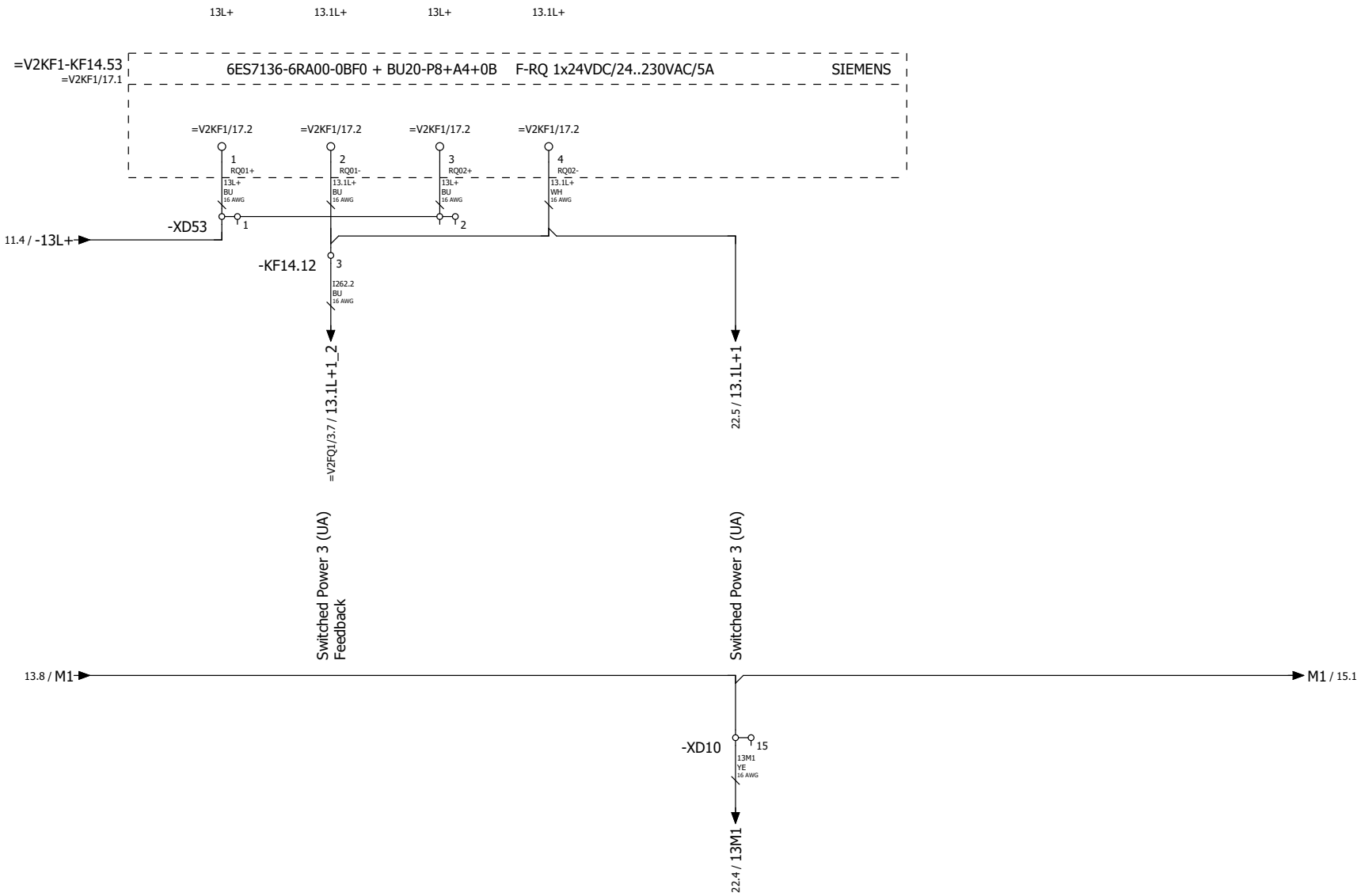

13 15

			Date	10/1/2022	Volvo Trucks North America	Valiant TMS	Power distribution 24VDC 13L+	Drawing name: =2V03&EFS-EL	= V2WC4	
			Ed.	MKLEPADLO					+ V2UC14	
			Appr		P6700 Underbody Floor Skin - Cell 2V03			Document type: EFS	Project nr: 22-16151	Page 14
Modification	Date	Name	Original		Replacement of / Replaced by	Scale 1:1				1721

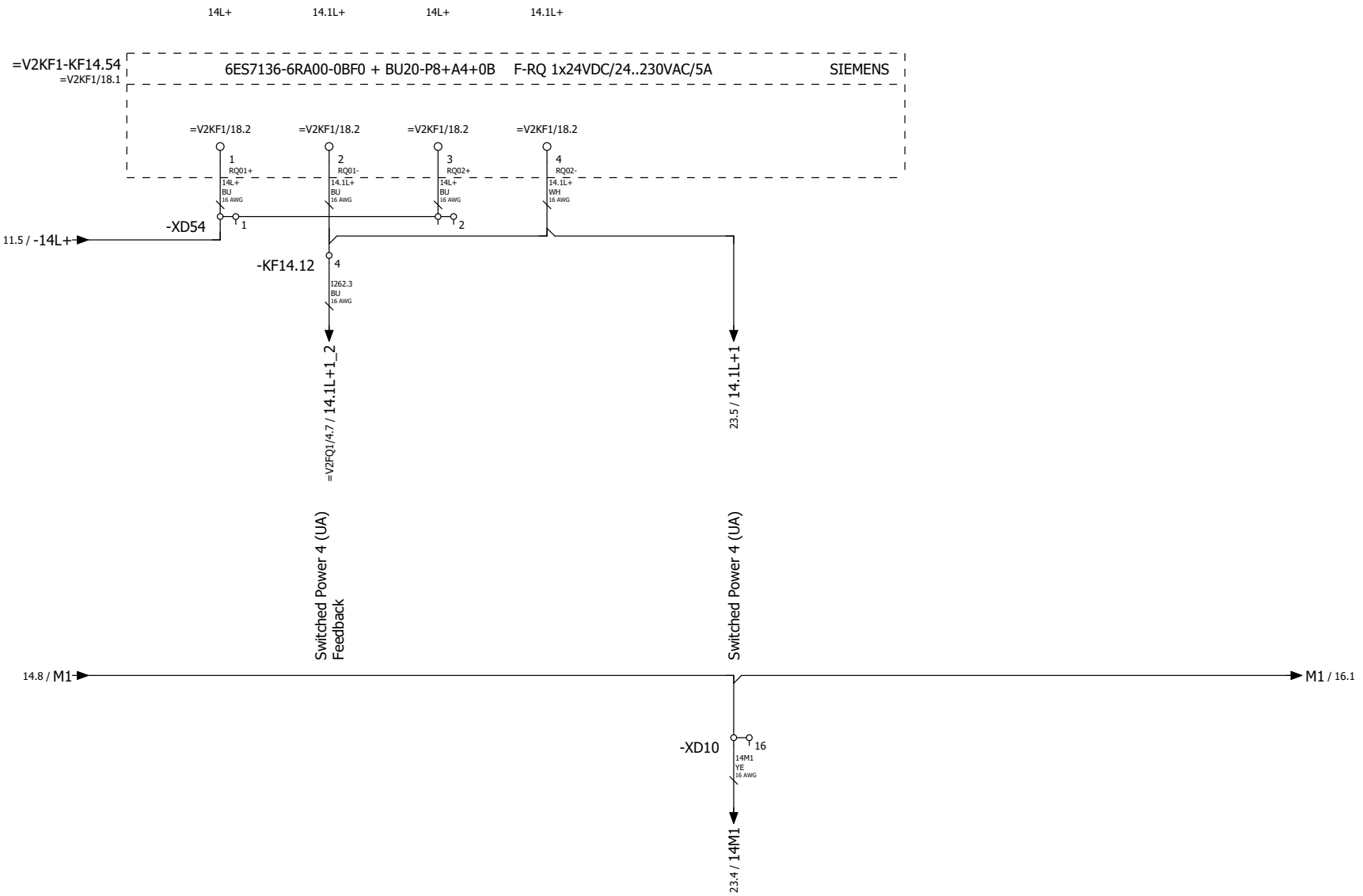

14 16

			Date	10/1/2022	Volvo Trucks North America	Valiant TMS	Power distribution 24VDC 14L+	Drawing name: =2V03&EFS-EL	= V2WC4	
			Ed.	MKLEPADLO					+ V2UC14	
			Appr		P6700 Underbody Floor Skin - Cell 2V03			Document type: EFS	Project nr: 22-16151	Page 15
Modification	Date	Name	Original		Replacement of	Replaced by	Scale 1:1			1721

15 17

			Date	10/1/2022	Volvo Trucks North America		Valiant TMS	Power distribution 24VDC 15L+	Drawing name: =2V03&EFS-EL	= V2WC4	
			Ed.	MKLEPADLO						+ V2UC14	
			Appr		P6700 Underbody Floor Skin - Cell 2V03				Document type: EFS	Project nr: 22-16151	Page 16
Modification	Date	Name	Original		Replacement of	Replaced by	Scale 1:1				1721

16 18

			Date	10/1/2022	Volvo Trucks North America		Valiant TMS	Power distribution 24VDC 16L+	Drawing name: =2V03&EFS-EL	= V2WC4	
			Ed.	MKLEPADLO						+ V2UC14	
			Appr		P6700 Underbody Floor Skin - Cell 2V03		Scale 1:1		Document type: EFS	Project nr: 22-16151	Page 17
Modification	Date	Name	Original		Replacement of	Replaced by					1721

17 19

			Date	10/1/2022	Volvo Trucks North America		Valiant TMS	Power distribution 24VDC 17L+	Drawing name: =2V03&EFS-EL	= V2WC4	
			Ed.	MKLEPADLO						+ V2UC14	
			Appr		P6700 Underbody Floor Skin - Cell 2V03				Document type: EFS	Project nr: 22-16151	Page 18
Modification	Date	Name	Original		Replacement of	Replaced by	Scale 1:1				1721

18 20

			Date	10/1/2022	Volvo Trucks North America		Valiant TMS	Power distribution 24VDC 18L+	Drawing name: =2V03&EFS-EL	= V2WC4
			Ed.	MKLEPADLO						+ V2UC14
			Appr		P6700 Underbody Floor Skin - Cell 2V03				Document type: EFS	Project nr: 22-16151
Modification	Date	Name	Original		Replacement of	Replaced by	Scale 1:1			Page 19 / 1721

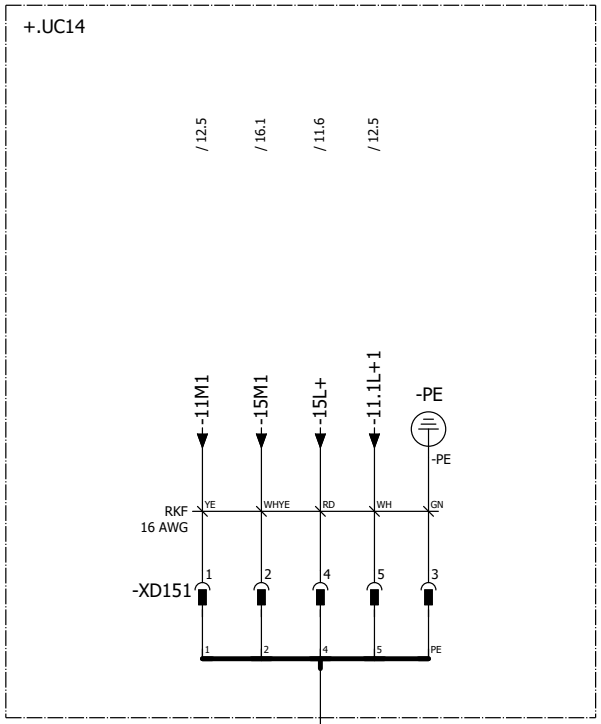

POWER IN / POWER OUT

Pin 1: 0 V UA
Pin 2: 0 V US
Pin 3: FE
Pin 4: +24 V US / 9 A
Pin 5: +24 V UA / 9 A

Pin #	WIRE	COLOR
Pin 1	-11M1	YE
Pin 2	-15M1	WHYE
Pin 3	GND	GN
Pin 4	-15L+	RD
Pin 5	-11.1L+1	WH

-BG1
=V2FQ1+.FQ1/1.3

			Date	10/1/2022	Volvo Trucks North America	Valiant TMS	24VDC Switched Power 1	Drawing name: =2V03&EFS-EL	= V2WC4	
			Ed.	MKLEPADLO					+ V2UC14	
			Appr		P6700 Underbody Floor Skin - Cell 2V03			Document type: EFS	Project nr: 22-16151	Page 20
Modification	Date	Name	Original		Replacement of / Replaced by	Scale 1:1				1721

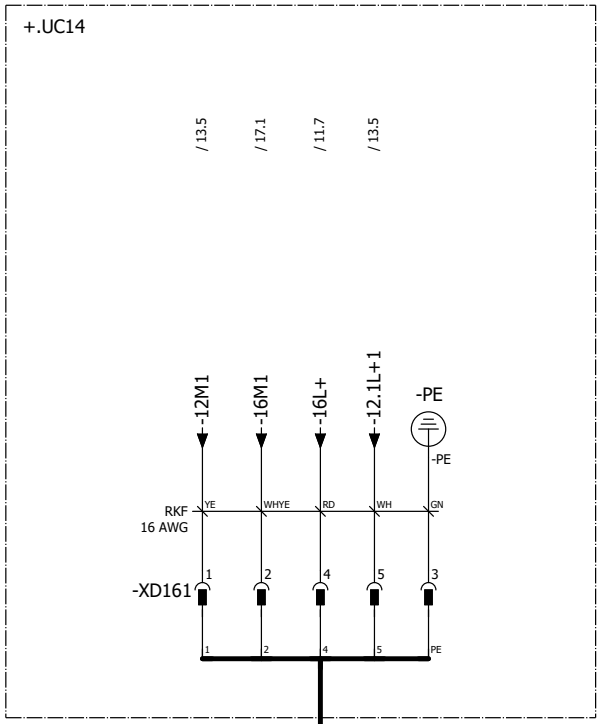

POWER IN / POWER OUT

Pin 1: 0 V UA
Pin 2: 0 V US
Pin 3: FE
Pin 4: +24 V US / 9 A
Pin 5: +24 V UA / 9 A

Pin #	WIRE	COLOR
Pin 1	-12M1	YE
Pin 2	-16M1	WHYE
Pin 3	GND	GN
Pin 4	-16L+	RD
Pin 5	-12.1L+1	WH

+V1UN1-W1
=V1UN1KF1+V1UN1/10.1

			Date	10/1/2022	Volvo Trucks North America	Valiant TMS	24VDC Switched Power 2	Drawing name: =2V03&EFS-EL	= V2WC4
			Ed.	MKLEPADLO					+ V2UC14
			Appr		P6700 Underbody Floor Skin - Cell 2V03			Document type: EFS	Project nr: 22-16151
Modification	Date	Name	Original		Replacement of / Replaced by	Scale 1:1			Page 21 / 1721

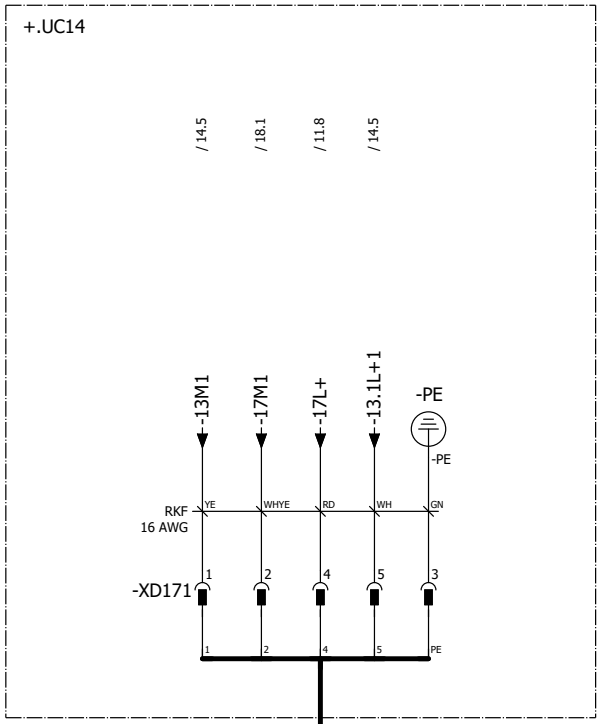

POWER IN / POWER OUT

Pin 1: 0 V UA
Pin 2: 0 V US
Pin 3: FE
Pin 4: +24 V US / 9 A
Pin 5: +24 V UA / 9 A

Pin #	WIRE	COLOR
Pin 1	-13M1	YE
Pin 2	-17M1	WHYE
Pin 3	GND	GN
Pin 4	-17L+	RD
Pin 5	-13.1L+1	WH

+V2WR1-KF1.X01
=V2WR1KF1+.WR1/1.1

			Date	10/1/2022	Volvo Trucks North America	Valiant TMS	24VDC Switched Power 3	Drawing name: =2V03&EFS-EL	= V2WC4
			Ed.	MKLEPADLO					+ V2UC14
			Appr		P6700 Underbody Floor Skin - Cell 2V03			Document type: EFS	Project nr: 22-16151
Modification	Date	Name	Original		Replacement of / Replaced by	Scale 1:1			Page 22 / 1721

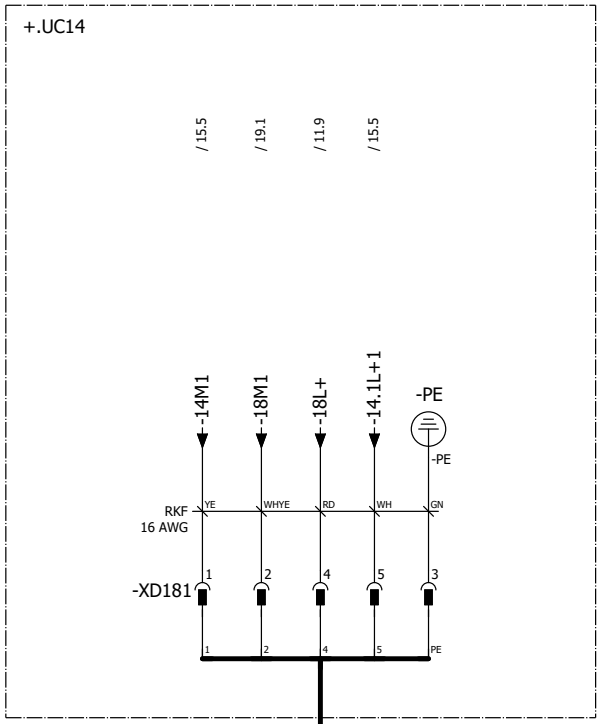

POWER IN / POWER OUT

Pin 1: 0 V UA
Pin 2: 0 V US
Pin 3: FE
Pin 4: +24 V US / 9 A
Pin 5: +24 V UA / 9 A

Pin #	WIRE	COLOR
Pin 1	-14M1	YE
Pin 2	-18M1	WHYE
Pin 3	GND	GN
Pin 4	-18L+	RD
Pin 5	-14.1L+1	WH

+.U90U01-KF1.X01
=V2U90U01KF1+.U90U01/10.1

			Date	10/1/2022	Volvo Trucks North America	Valiant TMS	24VDC Switched Power 4	Drawing name: =2V03&EFS-EL	= V2WC4
			Ed.	MKLEPADLO					+ V2UC14
			Appr		P6700 Underbody Floor Skin - Cell 2V03			Document type: EFS	Project nr: 22-16151
Modification	Date	Name	Original		Replacement of / Replaced by	Scale 1:1			Page 23 / 1721

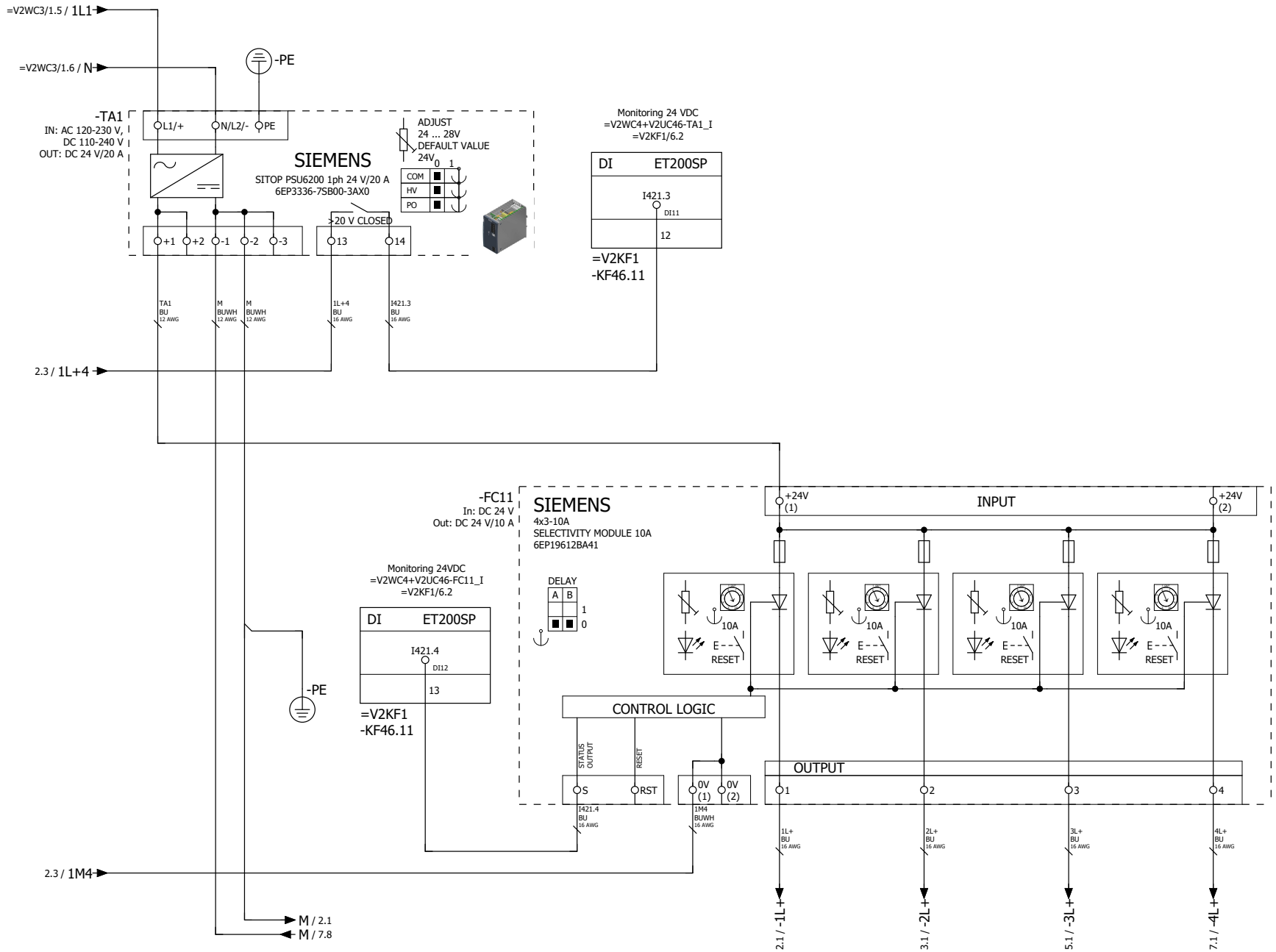

+.UC14/23

2

			Date	10/1/2022	Volvo Trucks North America	Valiant TMS	Power distribution 24VDC for Inputs	Drawing name: =2V03&EFS-EL	= V2WC4
			Ed.	MKLEPADLO					+ V2UC46
			Appr		P6700 Underbody Floor Skin - Cell 2V03			Document type: EFS	Project nr: 22-16151
Modification	Date	Name	Original		Replacement of / Replaced by	Scale 1:1			Page 1 / 1721



1 3

			Date	10/1/2022	Volvo Trucks North America	Valiant TMS	Power distribution 24VDC 1L+	Drawing name: =2V03&EFS-EL	= V2WC4	
			Ed.	MKLEPADLO					+ V2UC46	
			Appr		P6700 Underbody Floor Skin - Cell 2V03			Document type: EFS	Project nr: 22-16151	Page 2
Modification	Date	Name	Original		Replacement of	Replaced by	Scale 1:1			1721



			Date	10/1/2022	Volvo Trucks North America		Valiant TMS	Power distribution 24VDC 2L+	Drawing name: =2V03&EFS-EL		= V2WC4
			Ed.	MKLEPADLO							+ V2UC46
			Appr		P6700 Underbody Floor Skin - Cell 2V03		Scale 1:1		Document type: EFS	Project nr: 22-16151	Page 3
Modification	Date	Name	Original		Replacement of	Replaced by					1721

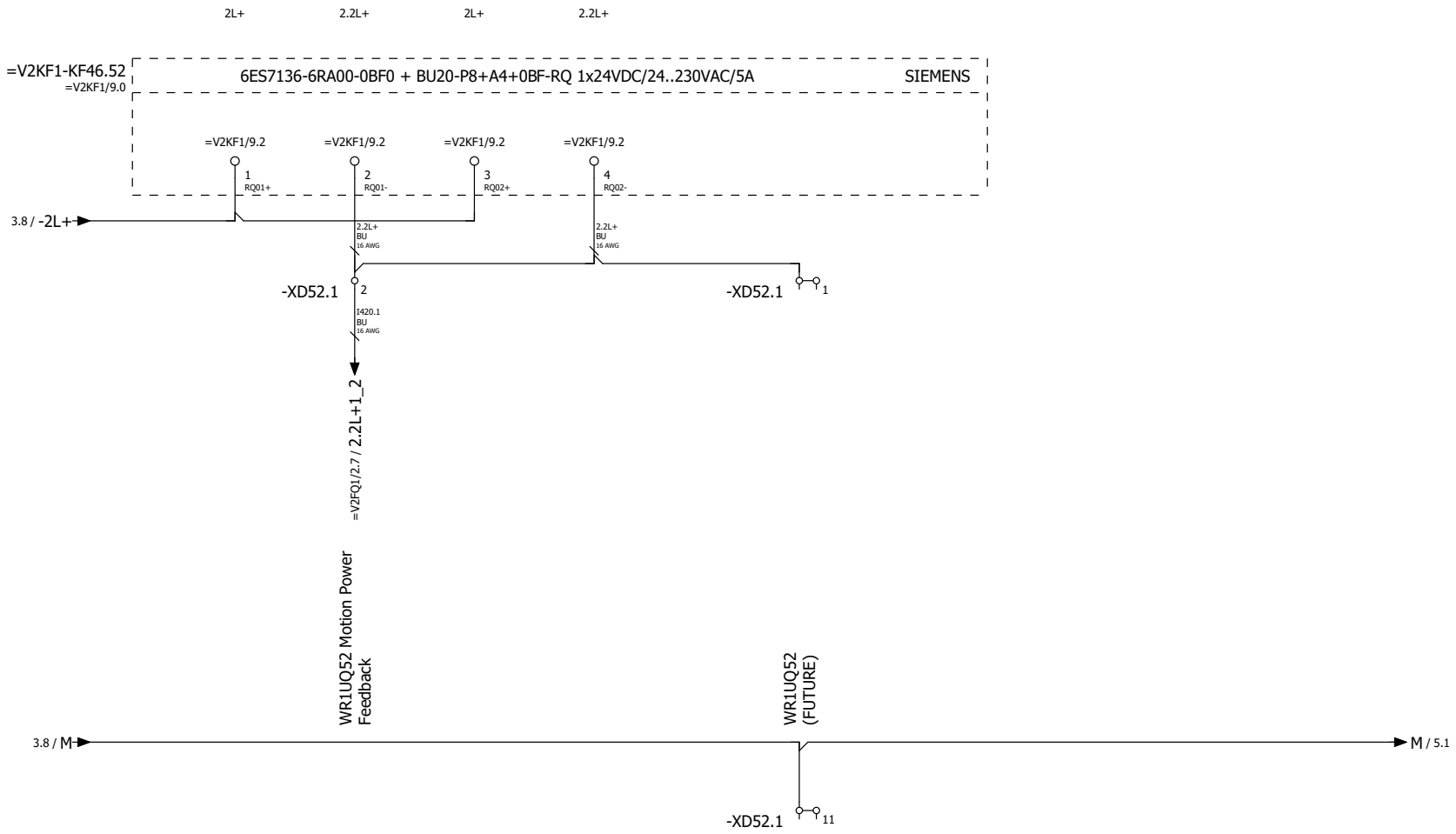

			Date	10/1/2022	Volvo Trucks North America		Valiant TMS	Power distribution 24VDC 2L+	Drawing name: =2V03&EFS-EL	= V2WC4	
			Ed.	MKLEPADLO						+ V2UC46	
			Appr		P6700 Underbody Floor Skin - Cell 2V03				Document type: EFS	Project nr: 22-16151	Page 4
Modification	Date	Name	Original		Replacement of	Replaced by	Scale 1:1				1721

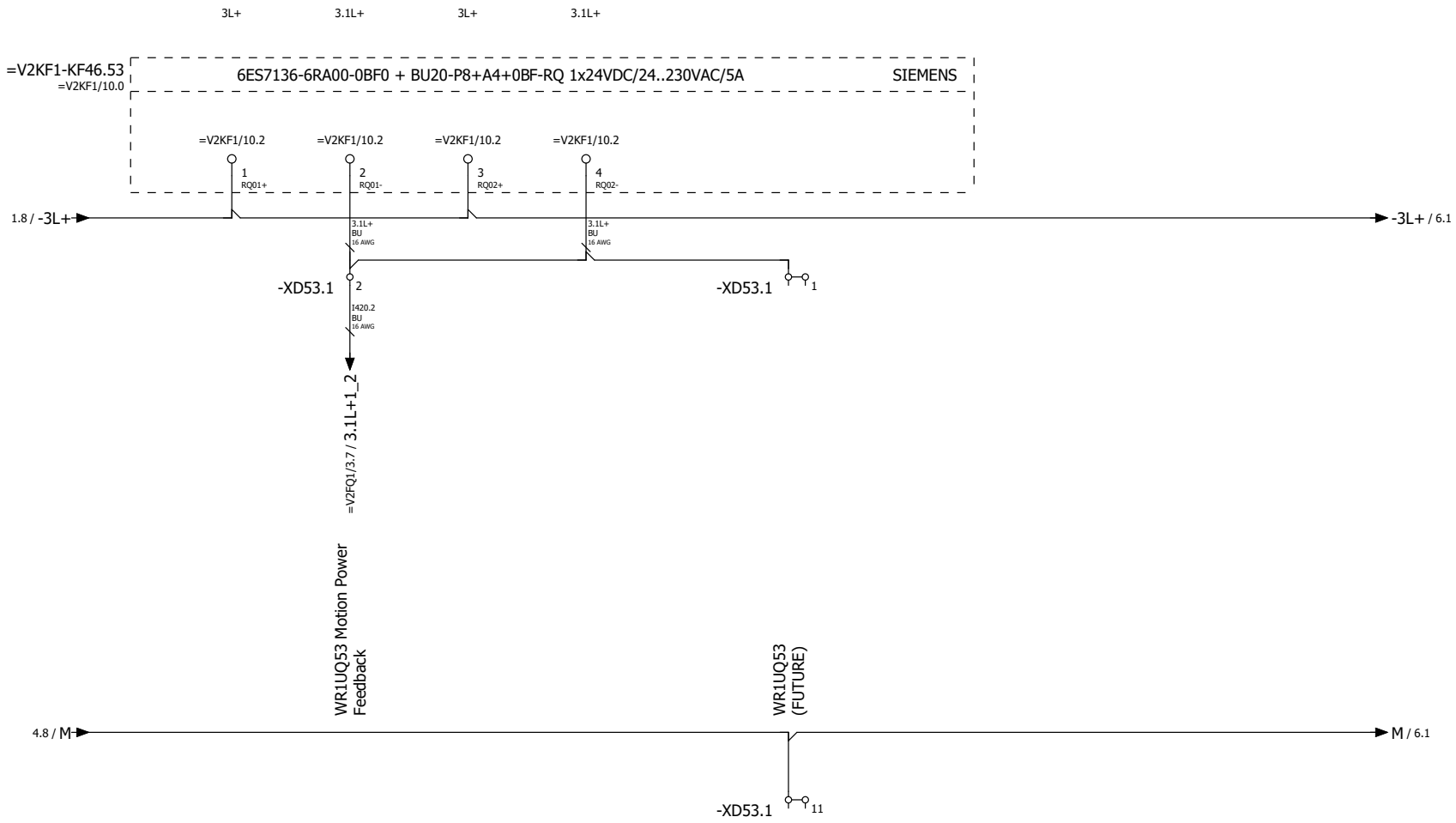

			Date	10/1/2022	Volvo Trucks North America		Valiant TMS	Power distribution 24VDC 3L+	Drawing name: =2V03&EFS-EL		= V2WC4
			Ed.	MKLEPADLO							+ V2UC46
			Appr		P6700 Underbody Floor Skin - Cell 2V03				Document type: EFS	Project nr: 22-16151	Page 5
Modification	Date	Name	Original		Replacement of	Replaced by	Scale 1:1				1721

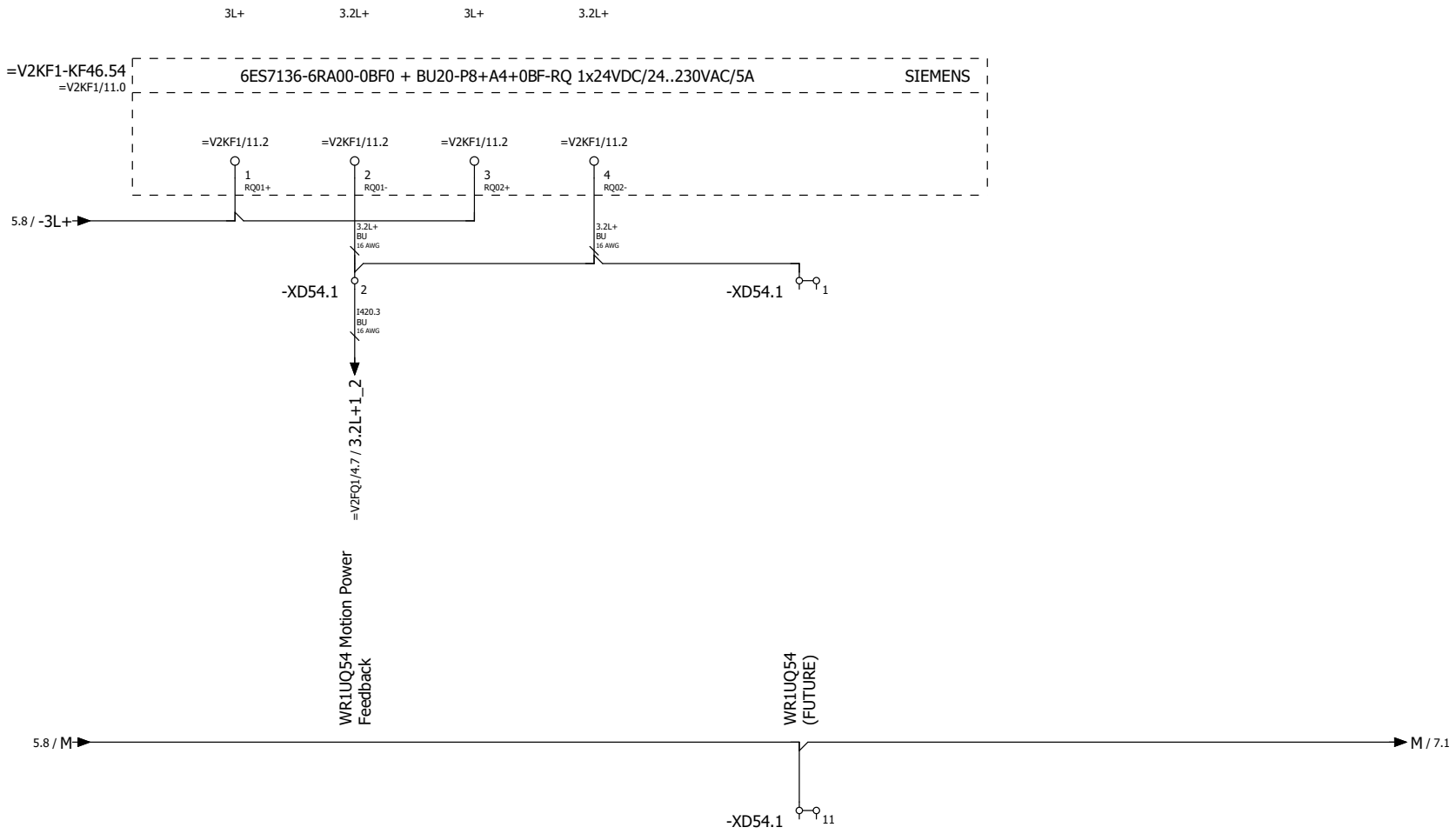

			Date	10/1/2022	Volvo Trucks North America		Valiant TMS	Power distribution 24VDC 3L+	Drawing name: =2V03&EFS-EL		= V2WC4
			Ed.	MKLEPADLO							+ V2UC46
			Appr		P6700 Underbody Floor Skin - Cell 2V03				Document type: EFS	Project nr: 22-16151	Page 6
Modification	Date	Name	Original		Replacement of	Replaced by	Scale 1:1				1721



6

=V2WR1BG0+.WR1/1

			Date	10/1/2022	Volvo Trucks North America		Valiant TMS	Power distribution 24VDC 4L+	Drawing name: =2V03&EFS-EL	= V2WC4	
			Ed.	MKLEPADLO						+ V2UC46	
			Appr		P6700 Underbody Floor Skin - Cell 2V03		Scale 1:1		Document type: EFS	Project nr: 22-16151	Page 7
Modification	Date	Name	Original		Replacement of	Replaced by					1721

VERIFY WHAT TYPE SWITCHES ARE USED. Supplied by WEISS
RWD - switch part # not listed

BG01 - Pepperl & Fuchs U-sensor (P+F via Weiss)
BG02~04 - Turck Cube sensor (Turck via Weiss)

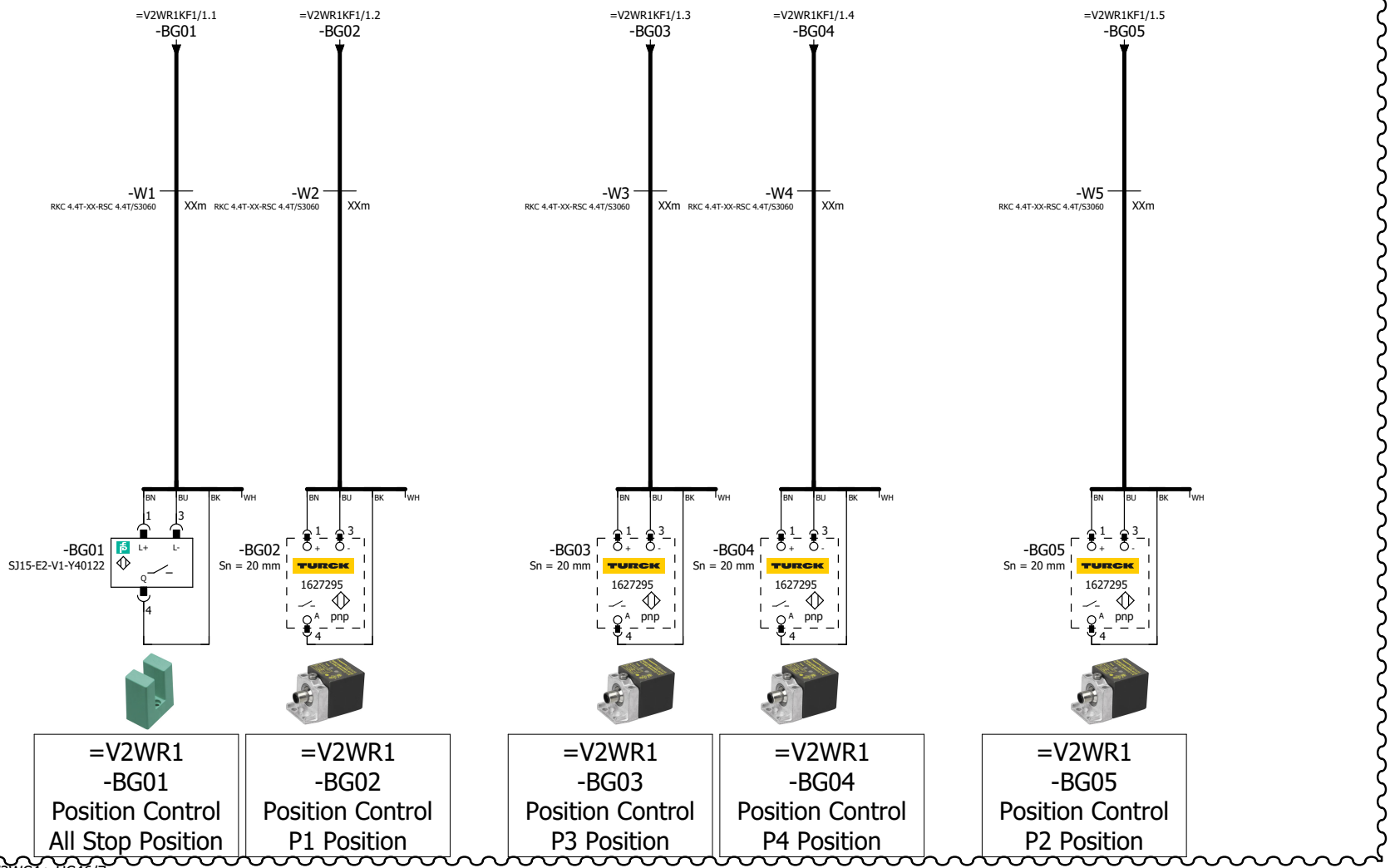

=V2WC4+.UC46/7

=V2WR1KF1/1

			Date	10/1/2022	Volvo Trucks North America		Valiant TMS	TURNTABLE POSITION SENSORS	Drawing name: =2V03&EFS-EL	= V2WR1BG0	
			Ed.	MKLEPADLO						+ V2WR1	
			Appr		P6700 Underbody Floor Skin - Cell 2V03		Scale 1:1		Document type: EFS	Project nr: 22-16151	Page 1
Modification	Date	Name	Original		Replacement of	Replaced by					1721

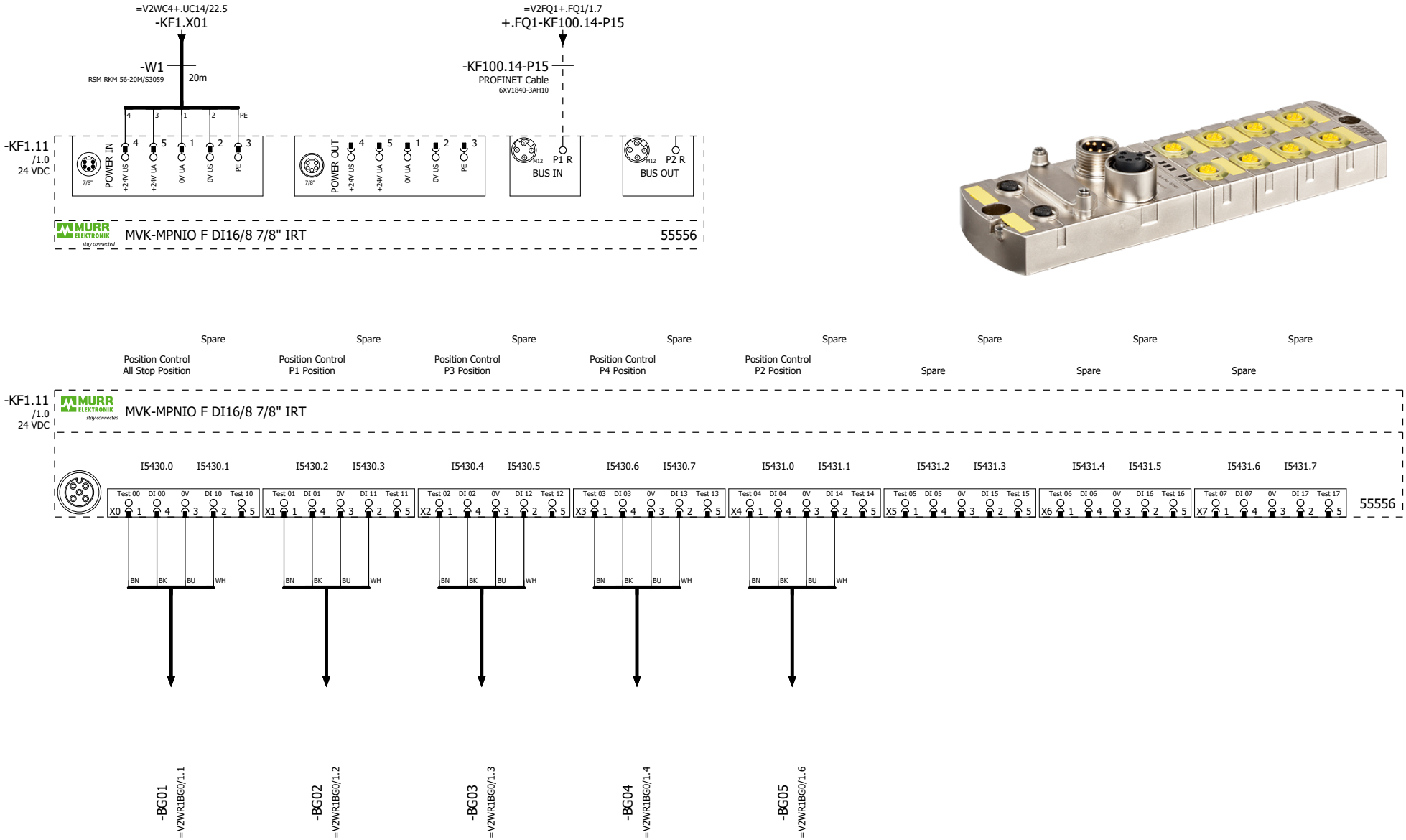

=V2WR1BG0/1

=V2WR1UQ51BG0+.WR1UQ51/1

			Date	10/1/2022	Volvo Trucks North America	Valiant TMS	MURR MODULE SAFE 16 IN	Drawing name: =2V03&EFS-EL	= V2WR1KF1
			Ed.	MKLEPADLO					+ V2WR1
			Appr		P6700 Underbody Floor Skin - Cell 2V03			Document type: EFS	Project nr: 22-16151
Modification	Date	Name	Original		Replacement of / Replaced by	Scale 1:1			Page 1 / 1721

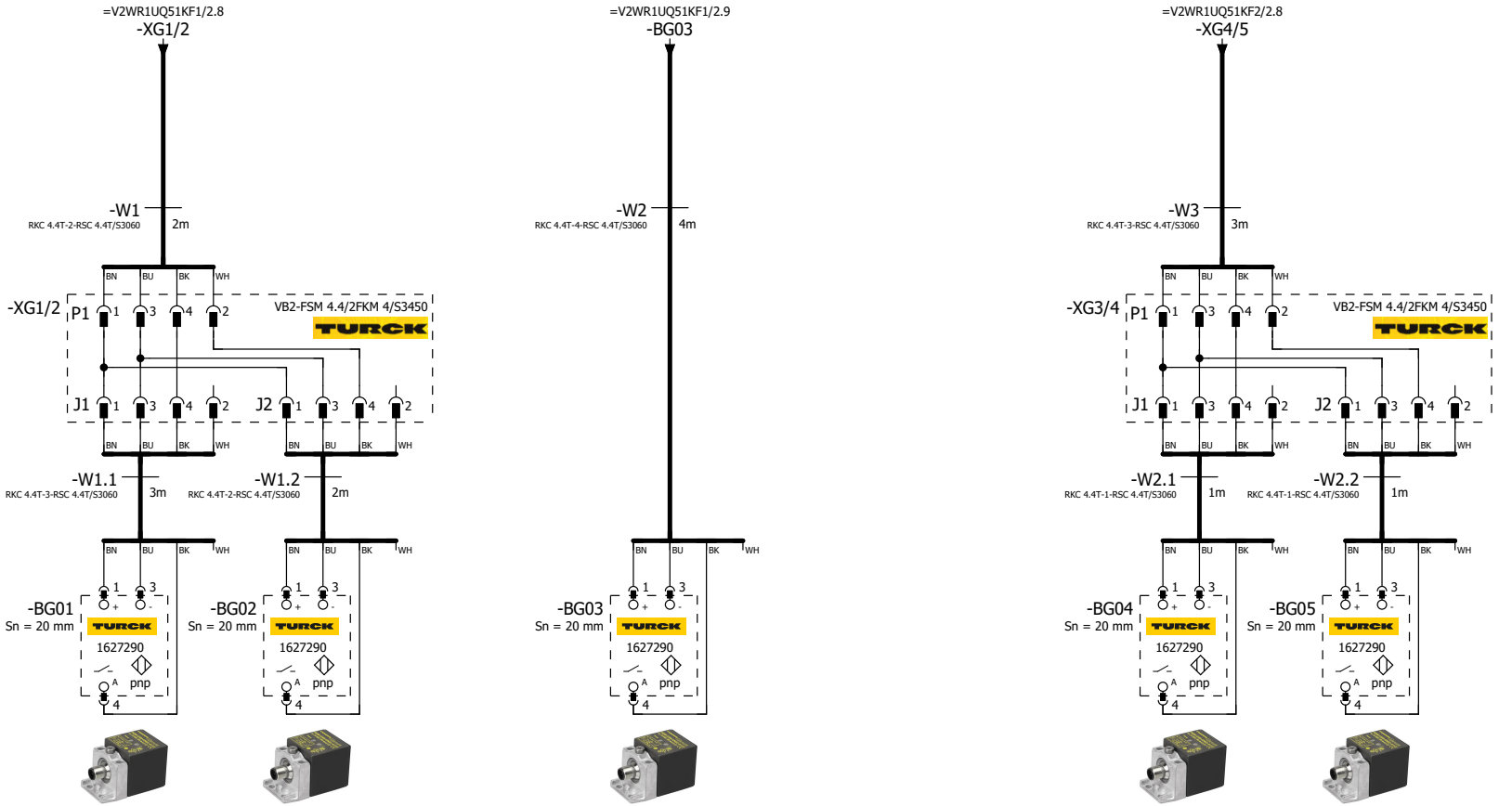

=V2WR1UQ51 -BG01 Floor Skin Assy (Common)	=V2WR1UQ51 -BG02 Floor Skin Assy (Common)	=V2WR1UQ51 -BG03 Floor Skin Assy (L230)	=V2WR1UQ51 -BG04 Floor Skin Assy (L290)	=V2WR1UQ51 -BG05 Floor Skin Assy (L320)

=V2WR1KF1+V2WR1/1

=V2WR1UQ51KF1/1

			Date	10/1/2022	Volvo Trucks North America	Valiant TMS	SENSORS	Drawing name: =2V03&EFS-EL	= V2WR1UQ51BG0	
			Ed.	MKLEPADLO					+ V2WR1UQ51	
			Appr		P6700 Underbody Floor Skin - Cell 2V03	Scale 1:1		Document type: EFS	Project nr: 22-16151	Page 1
Modification	Date	Name	Original		Replacement of / Replaced by					1721

=V2WR1UQ51WC4/1.5 / W1.1

-W1.1
RSM RKM 56-1M/S3059
1m

=V2KF1+.UC46/2.6 / +.UC46-KF100.46-P3

KF1-P2 / =V2WR1UQ51KF2/1.3

-KF100.46-P3
PROFINET Cable
6XV1840-3AH10

-KF1

X20 M12, 7/8" 1 2 PE 4 5
0V_VAL / OUT
0V_EL / SEN
FE
24V_EL / SEN
24V_VAL / OUT

ON
OFF
1 2 1 2

-TP1 -TP2

FESTO
Bus node + Interlinking block
548755 + 550208

-KF1.11

FESTO
CPX-M-AB-8-M12X2-5POL
549335

I3000.0	DI 0 X1:4	V2WR1UQ51UQ1.1-BGR	Common Clamp 1 (RESET)
I3000.1	DI 1 X1:2	V2WR1UQ51UQ1.1-BGS	Common Clamp 1 (SET)
I3000.2	DI 2 X2:4	V2WR1UQ51UQ1.3-BGR	Common Clamp 1 (RESET)
I3000.3	DI 3 X2:2	V2WR1UQ51UQ1.3-BGS	Common Clamp 1 (SET)
I3000.4	DI 4 X3:4	V2WR1UQ51UQ3.2-BGR	L150 Model Clamp (RESET)
I3000.5	DI 5 X3:2	V2WR1UQ51UQ3.2-BGS	L150 Model Clamp (SET)
I3000.6	DI 6 X4:4	V2WR1UQ51UQ4.1-BGR	Common Shot Pin (RESET)
I3000.7	DI 7 X4:2	V2WR1UQ51UQ4.1-BGS	Common Shot Pin (SET)
I3001.0	DI 8 X5:4	V2WR1UQ51UQ6.1-BGR	L230/290/320 Model Clamp 1 (RESET)
I3001.1	DI 9 X5:2	V2WR1UQ51UQ6.1-BGS	L230/290/320 Model Clamp 1 (SET)
I3001.2	DI 10 X6:4	V2WR1UQ51UQ7.1-BGR	L230/290/320 Model Clamp 2 (RESET)
I3001.3	DI 11 X6:2	V2WR1UQ51UQ7.1-BGS	L230/290/320 Model Clamp 2 (SET)
I3001.4	DI 12 X7:4	V2WR1UQ51UQ8.1-BGR	L230 Model Clamp (RESET)
I3001.5	DI 13 X7:2	V2WR1UQ51UQ8.1-BGS	L230 Model Clamp (SET)
I3001.6	DI 14 X8:4	V2WR1UQ51UQ9.1-BGR	L230 Model Shot Pin (RESET)
I3001.7	DI 15 X8:2	V2WR1UQ51UQ9.1-BGS	L230 Model Shot Pin (SET)

X1 X2 X3 X4 X5 X6 X7 X8 M12
24V DI 1 0V DI 0 FE
24V DI 3 0V DI 2 FE
24V DI 5 0V DI 4 FE
24V DI 7 0V DI 6 FE
24V DI 9 0V DI 8 FE
24V DI 11 0V DI 10 FE
24V DI 13 0V DI 12 FE
24V DI 15 0V DI 14 FE
1 2 3 4 5
BN WH BU BK

+.WR1UQ51UQ1.1-W1
=V2WR1UQ51UQ1+.WR1UQ51UQ1/1.1

+.WR1UQ51UQ1.3-W1
=V2WR1UQ51UQ1+.WR1UQ51UQ1/1.4

+.WR1UQ51UQ3.2-W1
=V2WR1UQ51UQ3+.WR1UQ51UQ3/1.2

+.WR1UQ51UQ4.1-W1
=V2WR1UQ51UQ4+.WR1UQ51UQ4/1.1

+.WR1UQ51UQ6.1-W1
=V2WR1UQ51UQ6+.WR1UQ51UQ6/1.1

+.WR1UQ51UQ7.1-W1
=V2WR1UQ51UQ7+.WR1UQ51UQ7/1.1

+.WR1UQ51UQ8.1-W1
=V2WR1UQ51UQ8+.WR1UQ51UQ8/1.1

+.WR1UQ51UQ9.1-W1
=V2WR1UQ51UQ9+.WR1UQ51UQ9/1.1

=V2WR1UQ51BG0/1

2

			Date	10/1/2022	Volvo Trucks North America	Valiant TMS	CONNECTING MOD. FOR VTSA MANIFOLD	Drawing name: =2V03&EFS-EL	= V2WR1UQ51KF1	
			Ed.	MKLEPADLO					+ V2WR1UQ51	
			Appr		P6700 Underbody Floor Skin - Cell 2V03			Document type: EFS	Project nr: 22-16151	Page 1
Modification	Date	Name	Original		Replacement of	Replaced by	Scale 1:1			1721

I3002.0 DI 0 X1:4	V2WR1UQ51UQ10.1-BGR	L290/320 Model Clamp (RESET)
I3002.1 DI 1 X1:2	V2WR1UQ51UQ10.1-BGS	L290/320 Model Clamp (SET)
I3002.2 DI 2 X2:4	V2WR1UQ51UQ12.1-BGR	L290 Model Shot Pin (RESET)
I3002.3 DI 3 X2:2	V2WR1UQ51UQ12.1-BGS	L290 Model Shot Pin (SET)
I3002.4 DI 4 X3:4	V2WR1UQ51UQ13.1-BGR	L320 Model Clamp (RESET)
I3002.5 DI 5 X3:2	V2WR1UQ51UQ13.1-BGS	L320 Model Clamp (SET)
I3002.6 DI 6 X4:4	V2WR1UQ51UQ14.1-BGR	L320 Model Shot Pin (RESET)
I3002.7 DI 7 X4:2	V2WR1UQ51UQ14.1-BGS	L320 Model Shot Pin (SET)
I3003.0 DI 8 X5:4	I3003.0	SPARE
I3003.1 DI 9 X5:2	I3003.1	SPARE
I3003.2 DI 10 X6:4	I3003.2	SPARE
I3003.3 DI 11 X6:2	I3003.3	SPARE
I3003.4 DI 12 X7:4	V2WR1UQ51-BG01	Sensor Floor Skin Assembly (Common)
I3003.5 DI 13 X7:2	V2WR1UQ51-BG02	Sensor Floor Skin Assembly (Common)
I3003.6 DI 14 X8:4	V2WR1UQ51-BG03	Sensor Floor Skin Assembly (L230)
I3003.7 DI 15 X8:2	I3003.7	SPARE

-KF1.12

FESTO

CPX-M-AB-8-M12X2-5POL

549335

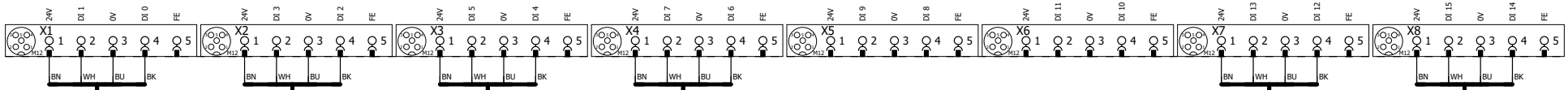

+.WR1UQ51UQ10.1-W1
=V2WR1UQ51UQ10+.WR1UQ51UQ10/1.1

+.WR1UQ51UQ12.1-W1
=V2WR1UQ51UQ12+.WR1UQ51UQ12/1.1

+.WR1UQ51UQ13.1-W1
=V2WR1UQ51UQ13+.WR1UQ51UQ13/1.1

+.WR1UQ51UQ14.1-W1
=V2WR1UQ51UQ14+.WR1UQ51UQ14/1.1

-XG1/2
=V2WR1UQ51BG0/1.1

-BG03
=V2WR1UQ51BG0/1.3

			Date	10/1/2022	Volvo Trucks North America		Valiant TMS	I/O MOD. DI16 (8 x M12) FOR VTSA-F	Drawing name: =2V03&EFS-EL	= V2WR1UQ51KF1	
			Ed.	MKLEPADLO						+ V2WR1UQ51	
			Appr		P6700 Underbody Floor Skin - Cell 2V03		Scale 1:1		Document type: EFS	Project nr: 22-16151	Page 2
Modification	Date	Name	Original		Replacement of	Replaced by					1721

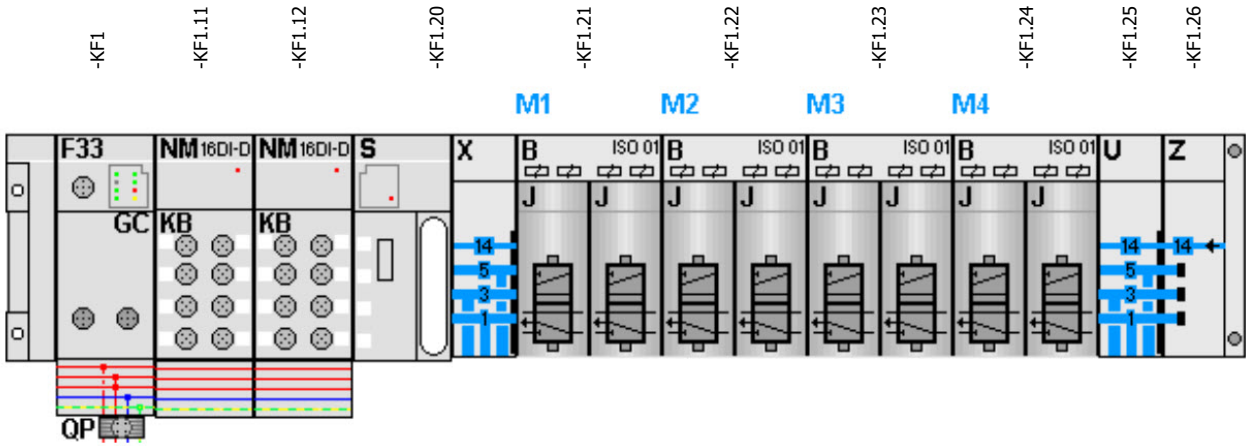

-KF1.21
=V2WR1UQ51UQ1+.WR1UQ51UQ1/1.3
=V2WR1UQ51UQ2+.WR1UQ51UQ2/1.3

FESTO

=V2WR1UQ51UQ1+.WR1UQ51UQ1/1.4	Q3000.0 DO 0 1.1	-QN1.1_Q	Common Clamps 1 (RST)
=V2WR1UQ51UQ1+.WR1UQ51UQ1/1.4	Q3000.1 DO 1 1.2	-QN1.2_Q	Common Clamps 1 (SET)
=V2WR1UQ51UQ2+.WR1UQ51UQ2/1.4	Q3000.2 DO 2 2.1	-QN2.1_Q	Common Clamps 2 (RST)
=V2WR1UQ51UQ2+.WR1UQ51UQ2/1.4	Q3000.3 DO 3 2.2	-QN2.2_Q	Common Clamps 2 (SET)

-KF1.22
=V2WR1UQ51UQ3+.WR1UQ51UQ3/1.3
=V2WR1UQ51UQ4+.WR1UQ51UQ4/1.3

FESTO

=V2WR1UQ51UQ3+.WR1UQ51UQ3/1.4	Q3000.4 DO 0 1.1	-QN3.1_Q	L150 Model Clamps (RST)
=V2WR1UQ51UQ3+.WR1UQ51UQ3/1.4	Q3000.5 DO 1 1.2	-QN3.2_Q	L150 Model Clamps (SET)
=V2WR1UQ51UQ4+.WR1UQ51UQ4/1.4	Q3000.6 DO 2 2.1	-QN4.1_Q	Common Shot Pin (RST)
=V2WR1UQ51UQ4+.WR1UQ51UQ4/1.4	Q3000.7 DO 3 2.2	-QN4.2_Q	Common Shot Pin (SET)

-KF1.23
=V2WR1UQ51UQ5+.WR1UQ51UQ5/1.3
=V2WR1UQ51UQ6+.WR1UQ51UQ6/1.3

FESTO

=V2WR1UQ51UQ5+.WR1UQ51UQ5/1.4	Q3001.0 DO 0 1.1	-QN5.1_Q	L150 Model Shot Pin (RST)
=V2WR1UQ51UQ5+.WR1UQ51UQ5/1.4	Q3001.1 DO 1 1.2	-QN5.2_Q	L150 Model Shot Pin (SET)
=V2WR1UQ51UQ6+.WR1UQ51UQ6/1.4	Q3001.2 DO 2 2.1	-QN6.1_Q	L230/290/320 Model Clamps 1 (RST)
=V2WR1UQ51UQ6+.WR1UQ51UQ6/1.4	Q3001.3 DO 3 2.2	-QN6.2_Q	L230/290/320 Model Clamps 1 (SET)

-KF1.24
=V2WR1UQ51UQ7+.WR1UQ51UQ7/1.3
=V2WR1UQ51UQ8+.WR1UQ51UQ8/1.3

FESTO

=V2WR1UQ51UQ7+.WR1UQ51UQ7/1.4	Q3001.4 DO 0 1.1	-QN7.1_Q	L230/290/320 Model Clamps 2 (RST)
=V2WR1UQ51UQ7+.WR1UQ51UQ7/1.4	Q3001.5 DO 1 1.2	-QN7.2_Q	L230/290/320 Model Clamps 2 (SET)
=V2WR1UQ51UQ8+.WR1UQ51UQ8/1.4	Q3001.6 DO 2 2.1	-QN8.1_Q	L230 Model Clamp 1 (RST)
=V2WR1UQ51UQ8+.WR1UQ51UQ8/1.4	Q3001.7 DO 3 2.2	-QN8.2_Q	L230 Model Clamp 1 (SET)

=V2WR1UQ51KF2/1

			Date	10/1/2022	Volvo Trucks North America	Valiant TMS	CONNECTING MOD. FOR FESTO DQ	Drawing name: =2V03&EFS-EL	= V2WR1UQ51KF1
			Ed.	MKLEPADLO					+ V2WR1UQ51
			Appr		P6700 Underbody Floor Skin - Cell 2V03	Scale 1:1		Document type: EFS	Project nr: 22-16151
Modification	Date	Name	Original		Replacement of / Replaced by				Page 3 / 1721

=V2WR1UQ51WC4/1.6 / W1.2

=V2WR1UQ51KF1/1.4 / KF1-P2

-W1.2
RSM RKM 56-5M/S3059
5m

-WF2
PROFINET Cable
6XV1840-3AH10

-KF2

X20 7/8" 1 2 PE 4 5
0V_VAL / OUT
0V_EL / SEN
FE
24V_EL / SEN
24V_VAL / OUT

ON OFF 1 2 1 2

-TP1 -TP2

FESTO
Bus node + Interlinking block
548755 + 550208

-KF2.11

FESTO
CPX-M-AB-8-M12X2-5POL
549335

I3025.0	DI 0 X1:4	V2WR1UQ51UQ1.2-BGR	Common Clamp 1 (RESET)
I3025.1	DI 1 X1:2	V2WR1UQ51UQ1.2-BGS	Common Clamp 1 (SET)
I3025.2	DI 2 X2:4	V2WR1UQ51UQ1.4-BGR	Common Clamp 1 (RESET)
I3025.3	DI 3 X2:2	V2WR1UQ51UQ1.4-BGS	Common Clamp 1 (SET)
I3025.4	DI 4 X3:4	V2WR1UQ51UQ2.1-BGR	Common Clamp 2 (RESET)
I3025.5	DI 5 X3:2	V2WR1UQ51UQ2.1-BGS	Common Clamp 2 (SET)
I3025.6	DI 6 X4:4	V2WR1UQ51UQ2.2-BGR	Common Clamp 2 (RESET)
I3025.7	DI 7 X4:2	V2WR1UQ51UQ2.2-BGS	Common Clamp 2 (SET)
I3026.0	DI 8 X5:4	V2WR1UQ51UQ2.3-BGR	Common Clamp 2 (RESET)
I3026.1	DI 9 X5:2	V2WR1UQ51UQ2.3-BGS	Common Clamp 2 (SET)
I3026.2	DI 10 X6:4	V2WR1UQ51UQ3.1-BGR	L150 Model Clamp (RESET)
I3026.3	DI 11 X6:2	V2WR1UQ51UQ3.1-BGS	L150 Model Clamp (SET)
I3026.4	DI 12 X7:4	V2WR1UQ51UQ3.3-BGR	L150 Model Clamp (RESET)
I3026.5	DI 13 X7:2	V2WR1UQ51UQ3.3-BGS	L150 Model Clamp (SET)
I3026.6	DI 14 X8:4	V2WR1UQ51UQ5.1-BGR	L150 Model Shot Pin (RESET)
I3026.7	DI 15 X8:2	V2WR1UQ51UQ5.1-BGS	L150 Model Shot Pin (SET)

X1 24V DI 1 0V DI 0 FE — BN WH BU BK
X2 24V DI 3 0V DI 2 FE — BN WH BU BK
X3 24V DI 5 0V DI 4 FE — BN WH BU BK
X4 24V DI 7 0V DI 6 FE — BN WH BU BK
X5 24V DI 9 0V DI 8 FE — BN WH BU BK
X6 24V DI 11 0V DI 10 FE — BN WH BU BK
X7 24V DI 13 0V DI 12 FE — BN WH BU BK
X8 24V DI 15 0V DI 14 FE — BN WH BU BK

+.WR1UQ51UQ1.2-W1
=V2WR1UQ51UQ1+.WR1UQ51UQ1/1.2

+.WR1UQ51UQ1.4-W1
=V2WR1UQ51UQ1+.WR1UQ51UQ1/1.5

+.WR1UQ51UQ2.1-W1
=V2WR1UQ51UQ2+.WR1UQ51UQ2/1.1

+.WR1UQ51UQ2.2-W1
=V2WR1UQ51UQ2+.WR1UQ51UQ2/1.2

+.WR1UQ51UQ2.3-W1
=V2WR1UQ51UQ2+.WR1UQ51UQ2/1.4

+.WR1UQ51UQ3.1-W1
=V2WR1UQ51UQ3+.WR1UQ51UQ3/1.1

+.WR1UQ51UQ3.3-W1
=V2WR1UQ51UQ3+.WR1UQ51UQ3/1.4

+.WR1UQ51UQ5.1-W1
=V2WR1UQ51UQ5+.WR1UQ51UQ5/1.1

=V2WR1UQ51KF1/3 2

			Date	10/1/2022	Volvo Trucks North America		Valiant TMS	CONNECTING MOD. FOR VTSA MANIFOLD	Drawing name: =2V03&EFS-EL	= V2WR1UQ51KF2	
			Ed.	MKLEPADLO						+ V2WR1UQ51	
			Appr		P6700 Underbody Floor Skin - Cell 2V03		Scale 1:1		Document type: EFS	Project nr: 22-16151	Page 1
Modification	Date	Name	Original		Replacement of	Replaced by					1721

-KF2.12

FESTO

CPX-M-AB-8-M12X2-5POL

549335

I3027.0	DI 0 X1:4	V2WR1UQ51UQ6.2-BGR	L230/290/320 Model Clamp 1 (RESET)
I3027.1	DI 1 X1:2	V2WR1UQ51UQ6.2-BGS	L230/290/320 Model Clamp 1 (SET)
I3027.2	DI 2 X2:4	V2WR1UQ51UQ7.2-BGR	L230/290/320 Model Clamp 2 (RESET)
I3027.3	DI 3 X2:2	V2WR1UQ51UQ7.2-BGS	L230/290/320 Model Clamp 2 (SET)
I3027.4	DI 4 X3:4	V2WR1UQ51UQ10.2-BGR	L290/320 Model Clamp (RESET)
I3027.5	DI 5 X3:2	V2WR1UQ51UQ10.2-BGS	L290/320 Model Clamp (SET)
I3027.6	DI 6 X4:4	V2WR1UQ51UQ11.1-BGR	L290 Model Clamp (RESET)
I3027.7	DI 7 X4:2	V2WR1UQ51UQ11.1-BGS	L290 Model Clamp (SET)
I3028.0	DI 8 X5:4	V2WR1UQ51UQ13.2-BGR	L320 Model Clamp (RESET)
I3028.1	DI 9 X5:2	V2WR1UQ51UQ13.2-BGS	L320 Model Clamp (SET)
I3028.2	DI 10 X6:4	V2WR1UQ51UQ13.3-BGR	L320 Model Clamp (RESET)
I3028.3	DI 11 X6:2	V2WR1UQ51UQ13.3-BGS	L320 Model Clamp (SET)
I3028.4	DI 12 X7:4	V2WR1UQ51-BG04	Sensor Floor Skin Assembly (L290)
I3028.5	DI 13 X7:2	V2WR1UQ51-BG05	Sensor Floor Skin Assembly (L320)
I3028.6	DI 14 X8:4	I3028.6	SPARE
I3028.7	DI 15 X8:2	I3028.7	SPARE

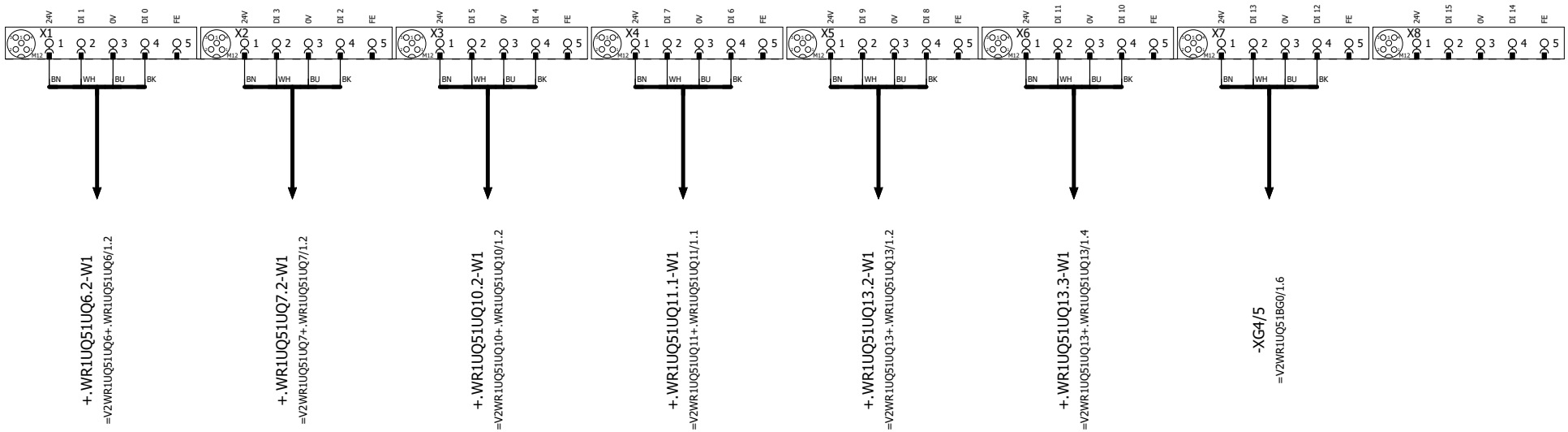

			Date	10/1/2022	Volvo Trucks North America	Valiant TMS	I/O MOD. DI16 (8 x M12) FOR VTSA-F	Drawing name: =2V03&EFS-EL	= V2WR1UQ51KF2
			Ed.	MKLEPADLO					+ V2WR1UQ51
			Appr		P6700 Underbody Floor Skin - Cell 2V03			Document type: EFS	Project nr: 22-16151
Modification	Date	Name	Original		Replacement of / Replaced by	Scale 1:1			Page 2 / 1721

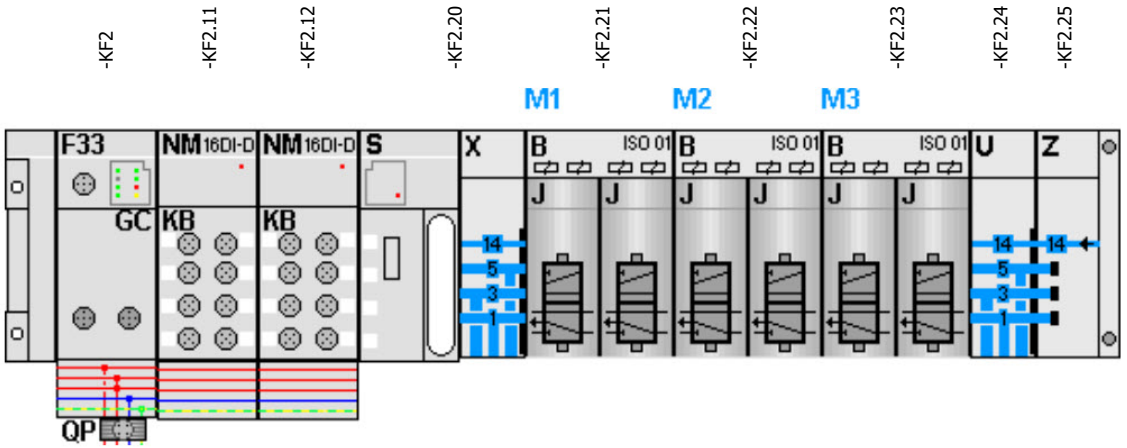

-KF2.21
=V2WR1UQ51UQ9+.WR1UQ51UQ9/1.3
=V2WR1UQ51UQ10+.WR1UQ51UQ10/1.3

FESTO

=V2WR1UQ51UQ9+.WR1UQ51UQ9/1.4	Q3025.0 DO 0 1.1	-QN9.1_Q	L230 Model Shot Pin (RST)
=V2WR1UQ51UQ9+.WR1UQ51UQ9/1.4	Q3025.1 DO 1 1.2	-QN9.2_Q	L230 Model Shot Pin (SET)
=V2WR1UQ51UQ10+.WR1UQ51UQ10/1.4	Q3025.2 DO 2 2.1	-QN10.1_Q	L290/320 Model Clamps (RST)
=V2WR1UQ51UQ10+.WR1UQ51UQ10/1.4	Q3025.3 DO 3 2.2	-QN10.2_Q	L290/320 Model Clamps (SET)

-KF2.22
=V2WR1UQ51UQ11+.WR1UQ51UQ11/1.3
=V2WR1UQ51UQ12+.WR1UQ51UQ12/1.3

FESTO

=V2WR1UQ51UQ11+.WR1UQ51UQ11/1.4	Q3025.4 DO 0 1.1	-QN11.1_Q	L290 Model Clamp (RST)
=V2WR1UQ51UQ11+.WR1UQ51UQ11/1.4	Q3025.5 DO 1 1.2	-QN11.2_Q	L290 Model Clamp (SET)
=V2WR1UQ51UQ12+.WR1UQ51UQ12/1.4	Q3025.6 DO 2 2.1	-QN12.1_Q	L290 Model Shot Pin (RST)
=V2WR1UQ51UQ12+.WR1UQ51UQ12/1.4	Q3025.7 DO 3 2.2	-QN12.2_Q	L290 Model Shot Pin (SET)

-KF2.23
=V2WR1UQ51UQ13+.WR1UQ51UQ13/1.3
=V2WR1UQ51UQ14+.WR1UQ51UQ14/1.3

FESTO

=V2WR1UQ51UQ13+.WR1UQ51UQ13/1.4	Q3026.0 DO 0 1.1	-QN13.1_Q	L320 Model Clamps (RST)
=V2WR1UQ51UQ13+.WR1UQ51UQ13/1.4	Q3026.1 DO 1 1.2	-QN13.2_Q	L320 Model Clamps (SET)
=V2WR1UQ51UQ14+.WR1UQ51UQ14/1.4	Q3026.2 DO 2 2.1	-QN14.1_Q	L320 Model Shot Pin (RST)
=V2WR1UQ51UQ14+.WR1UQ51UQ14/1.4	Q3026.3 DO 3 2.2	-QN14.2_Q	L320 Model Shot Pin (SET)

=V2WR1UQ51UQ1+.WR1UQ51UQ1/1

			Date	10/1/2022	Volvo Trucks North America	Valiant TMS	CONNECTING MOD. FOR FESTO DQ	Drawing name: =2V03&EFS-EL	= V2WR1UQ51KF2	
			Ed.	MKLEPADLO					+ V2WR1UQ51	
			Appr		P6700 Underbody Floor Skin - Cell 2V03	Scale 1:1		Document type: EFS	Project nr: 22-16151	Page 3
Modification	Date	Name	Original		Replacement of / Replaced by					1721

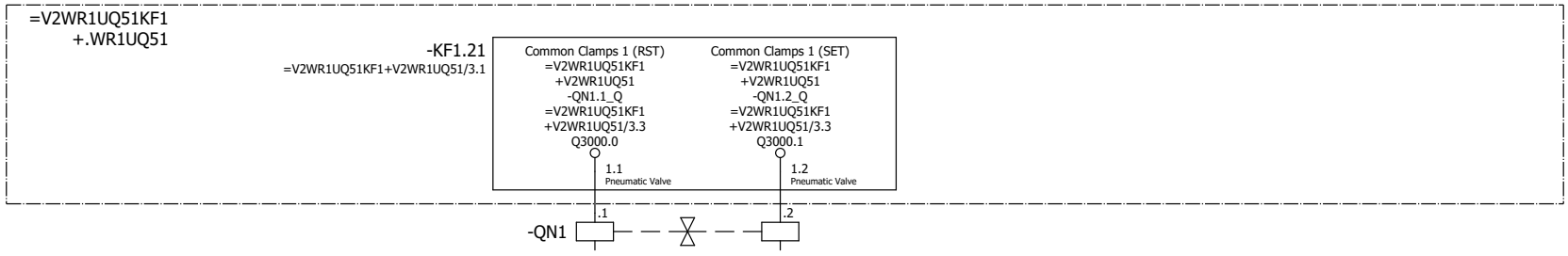

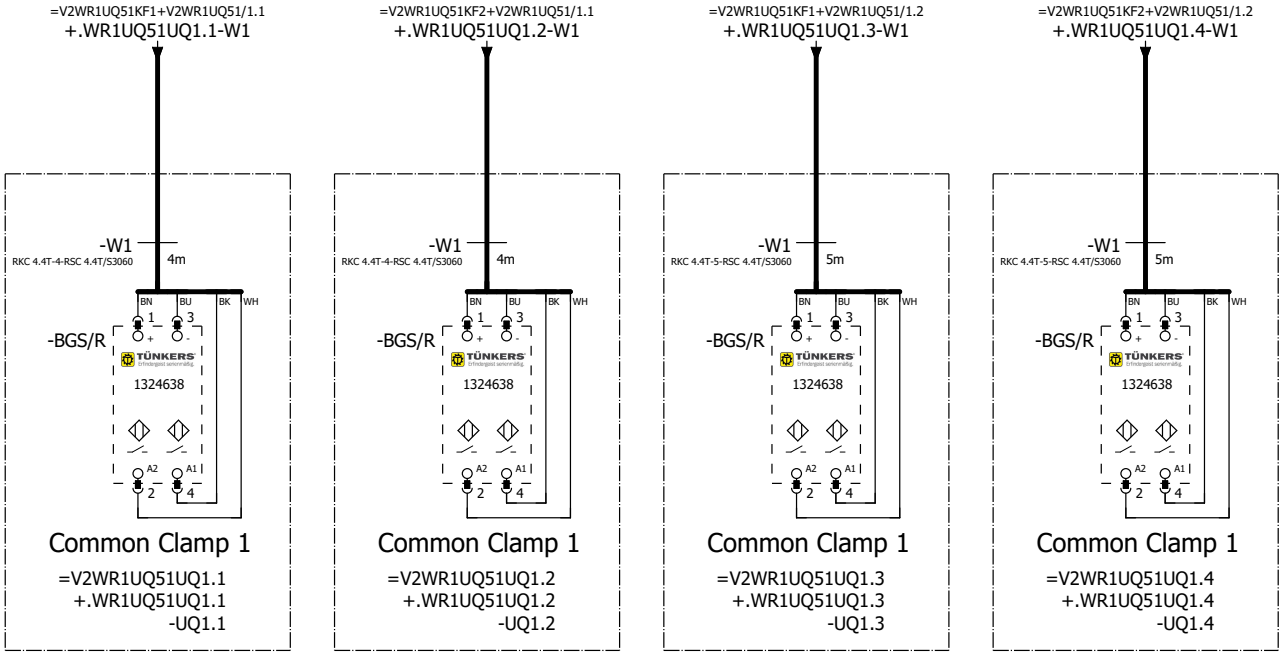

=V2WR1UQ51 -UQ1.1-BGS/R Common Clamp 1	=V2WR1UQ51 -UQ1.2-BGS/R Common Clamp 1	=V2WR1UQ51 -UQ1.3-BGS/R Common Clamp 1	=V2WR1UQ51 -UQ1.4-BGS/R Common Clamp 1

=V2WR1UQ51KF2+V2WR1UQ51/3

=V2WR1UQ51UQ2+.WR1UQ51UQ2/1

			Date	10/1/2022	Volvo Trucks North America	Valiant TMS	FESTO DQ CONNECTION QN1	Drawing name: =2V03&EFS-EL	= V2WR1UQ51UQ1	
			Ed.	MKLEPADLO					+ V2WR1UQ51UQ1	
			Appr		P6700 Underbody Floor Skin - Cell 2V03	Scale 1:1		Document type: EFS	Project nr: 22-16151	Page 1
Modification	Date	Name	Original		Replacement of	Replaced by				1721

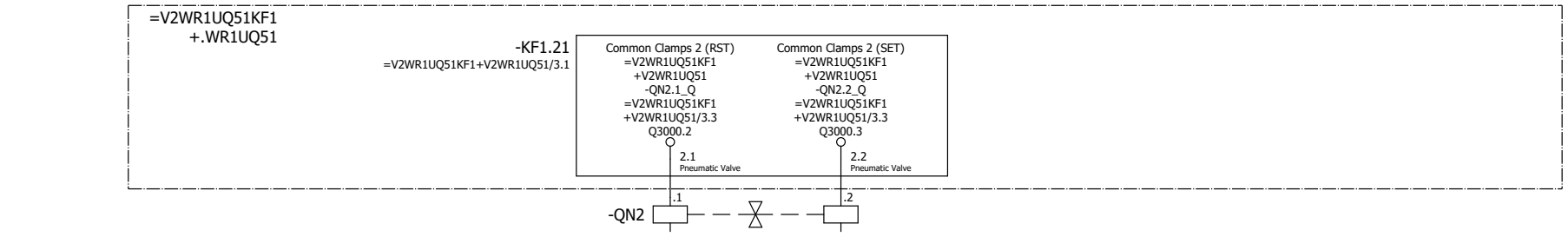

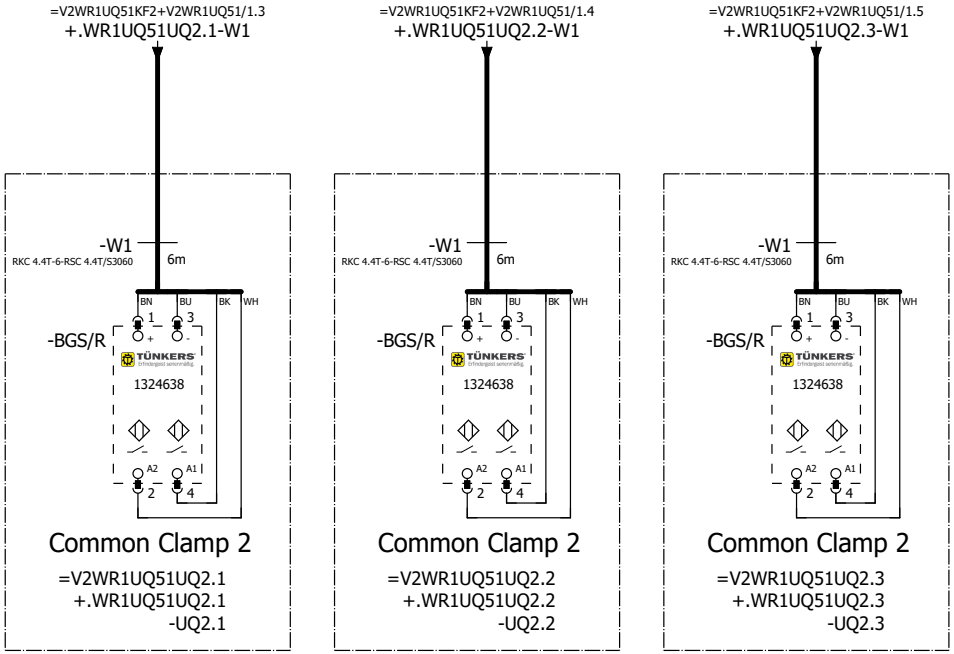

=V2WR1UQ51
-UQ2.1-BGS/R
Common
Clamp 2

=V2WR1UQ51
-UQ2.2-BGS/R
Common
Clamp 2

=V2WR1UQ51
-UQ2.3-BGS/R
Common
Clamp 2

=V2WR1UQ51UQ1+.WR1UQ51UQ1/1

=V2WR1UQ51UQ3+.WR1UQ51UQ3/1

			Date	10/1/2022	Volvo Trucks North America		Valiant TMS	FESTO DQ CONNECTION QN2	Drawing name: =2V03&EFS-EL	= V2WR1UQ51UQ2	
			Ed.	MKLEPADLO						+ V2WR1UQ51UQ2	
			Appr		P6700 Underbody Floor Skin - Cell 2V03		Scale 1:1		Document type: EFS	Project nr: 22-16151	Page 1
Modification	Date	Name	Original		Replacement of	Replaced by					1721

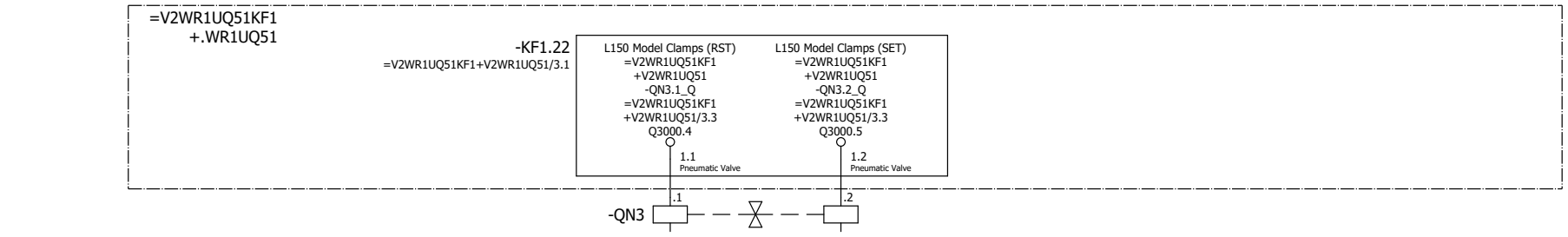

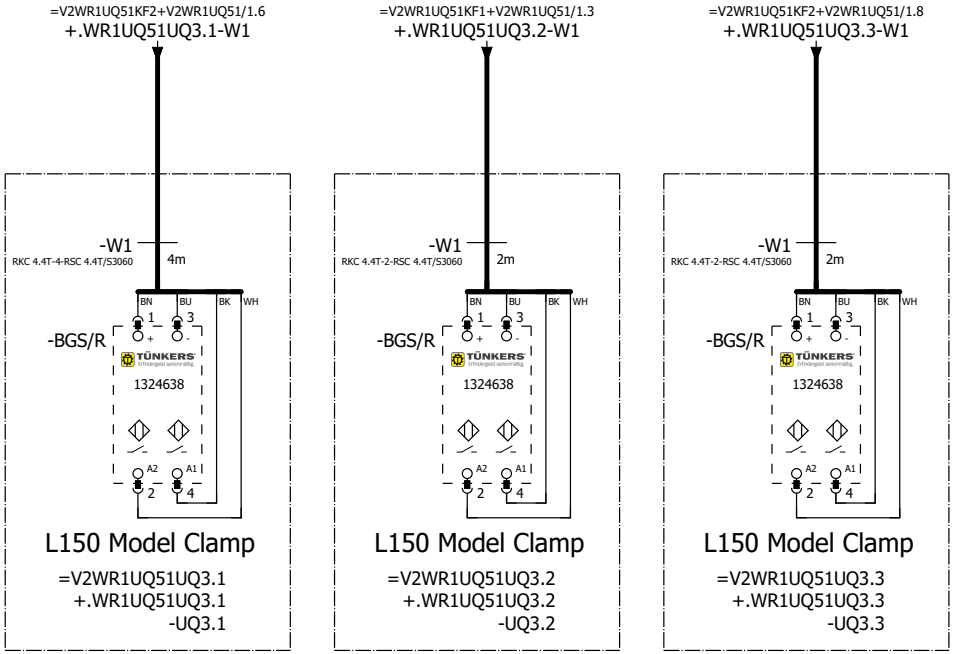

=V2WR1UQ51
-UQ3.1-BGS/R
L150 Model
Clamp

=V2WR1UQ51
-UQ3.2-BGS/R
L150 Model
Clamp

=V2WR1UQ51
-UQ3.3-BGS/R
L150 Model
Clamp

=V2WR1UQ51UQ2+.WR1UQ51UQ2/1

=V2WR1UQ51UQ4+.WR1UQ51UQ4/1

			Date	10/1/2022	Volvo Trucks North America	Valiant TMS	FESTO DQ CONNECTION QN3	Drawing name: =2V03&EFS-EL	= V2WR1UQ51UQ3	
			Ed.	MKLEPADLO					+ V2WR1UQ51UQ3	
			Appr		P6700 Underbody Floor Skin - Cell 2V03	Scale 1:1		Document type: EFS	Project nr: 22-16151	Page 1
Modification	Date	Name	Original		Replacement of	Replaced by				1721

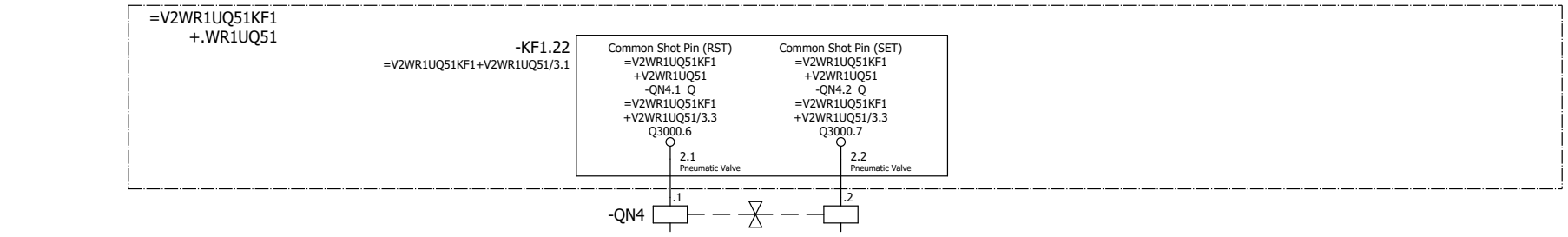

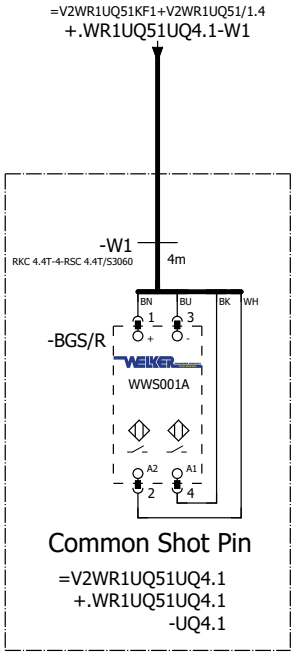

=V2WR1UQ51
-UQ4.1-BGS/R
Common
Shot Pin

=V2WR1UQ51UQ3+.WR1UQ51UQ3/1

=V2WR1UQ51UQ5+.WR1UQ51UQ5/1

			Date	10/1/2022	Volvo Trucks North America	Valiant TMS	FESTO DQ CONNECTION QN4	Drawing name: =2V03&EFS-EL	= V2WR1UQ51UQ4		
			Ed.	MKLEPADLO					+ V2WR1UQ51UQ4		
			Appr		P6700 Underbody Floor Skin - Cell 2V03			Document type: EFS	Project nr: 22-16151	Page	1
Modification	Date	Name	Original		Replacement of	Replaced by	Scale 1:1				1721

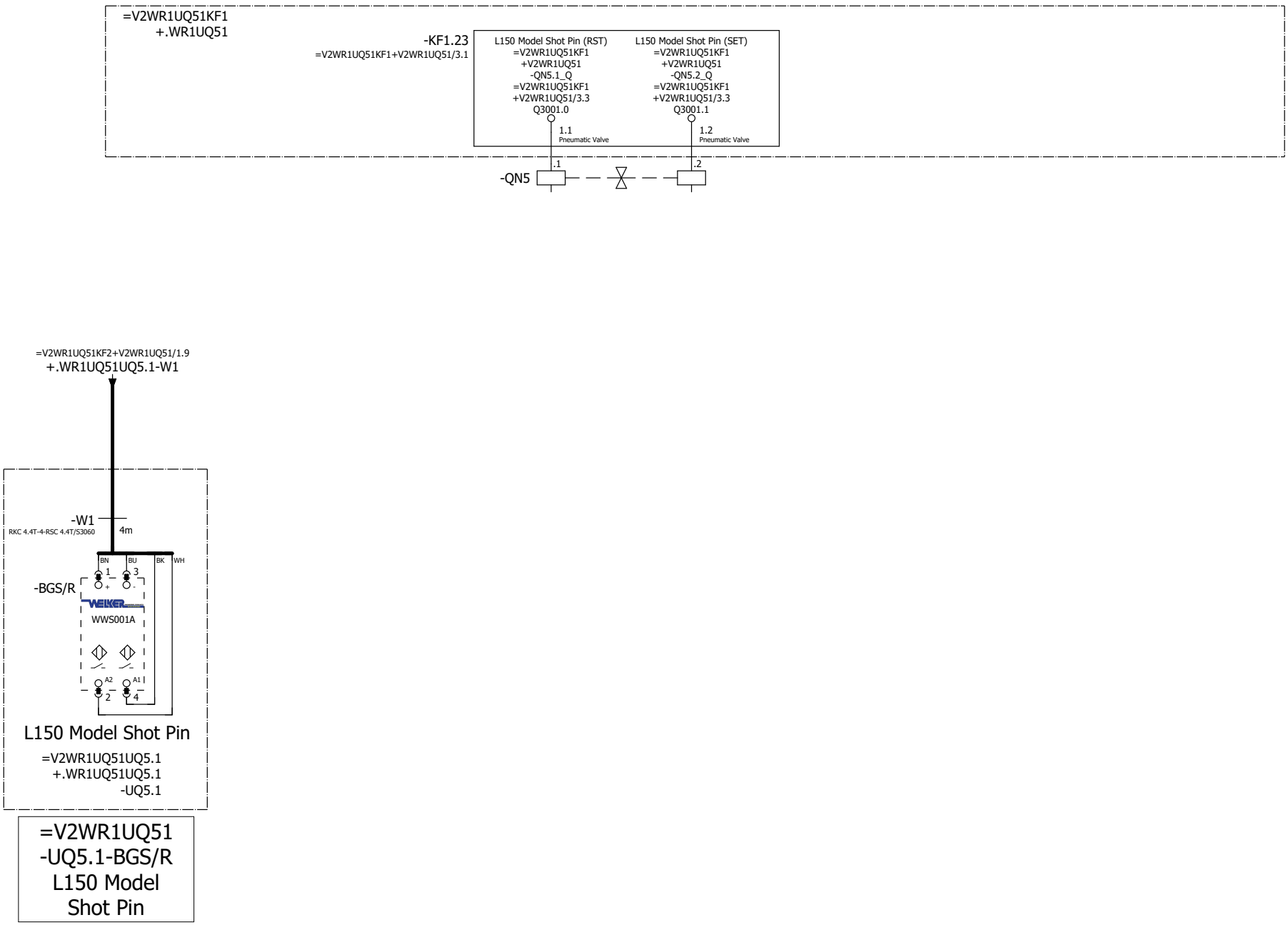

			Date	10/1/2022	Volvo Trucks North America	Valiant TMS	FESTO DQ CONNECTION QN5	Drawing name: =2V03&EFS-EL	= V2WR1UQ51UQ5 + V2WR1UQ51UQ5
			Ed.	MKLEPADLO	P6700 Underbody Floor Skin - Cell 2V03				
			Appr					Document type: EFS	Project nr: 22-16151
Modification	Date	Name	Original		Replacement of / Replaced by	Scale 1:1			Page 1 / 1721

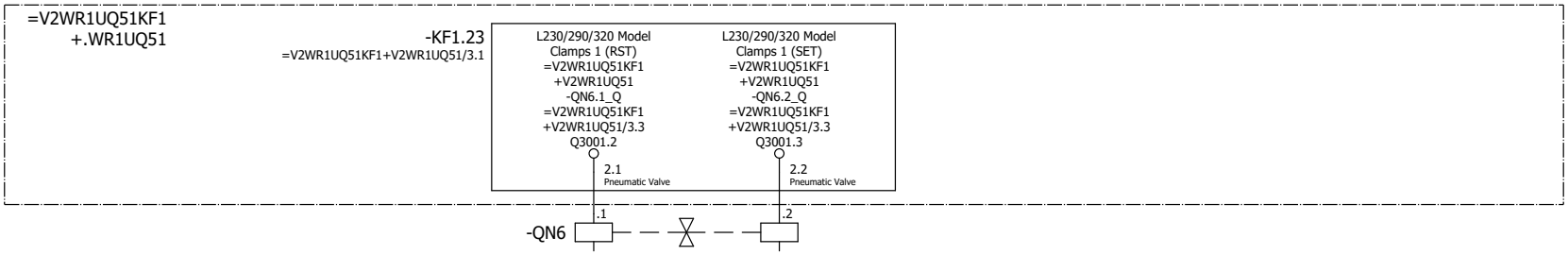

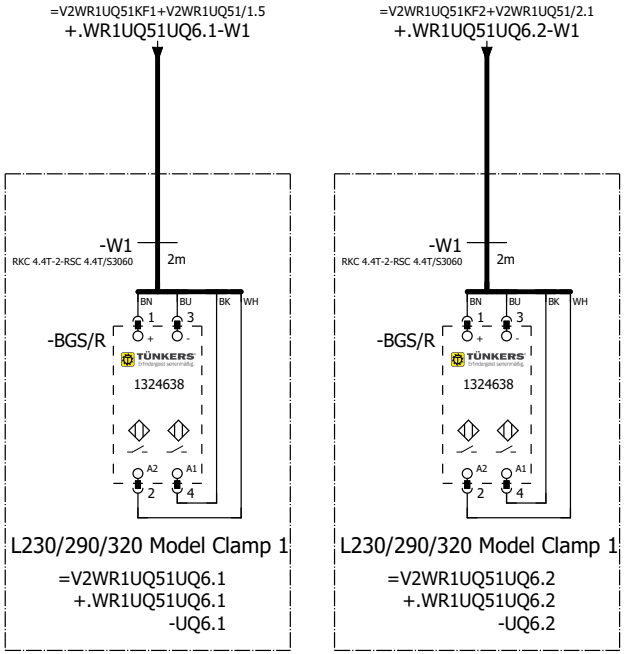

=V2WR1UQ51
-UQ6.1-BGS/R
L230/290/320
Model Clamp 1

=V2WR1UQ51
-UQ6.2-BGS/R
L230/290/320
Model Clamp 1

=V2WR1UQ51UQ5+.WR1UQ51UQ5/1

=V2WR1UQ51UQ7+.WR1UQ51UQ7/1

			Date	10/1/2022	Volvo Trucks North America	Valiant TMS	FESTO DQ CONNECTION QN6	Drawing name: =2V03&EFS-EL	= V2WR1UQ51UQ6	
			Ed.	MKLEPADLO					+ V2WR1UQ51UQ6	
			Appr		P6700 Underbody Floor Skin - Cell 2V03	Scale 1:1		Document type: EFS	Project nr: 22-16151	Page 1
Modification	Date	Name	Original		Replacement of	Replaced by				1721

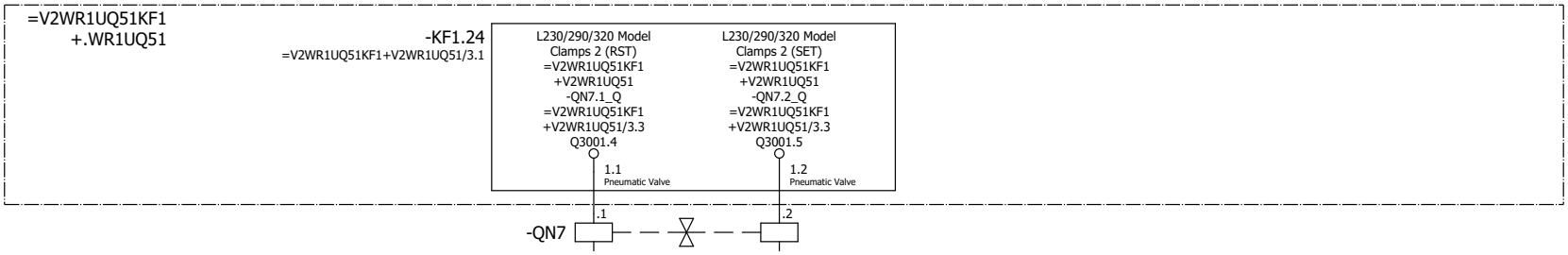

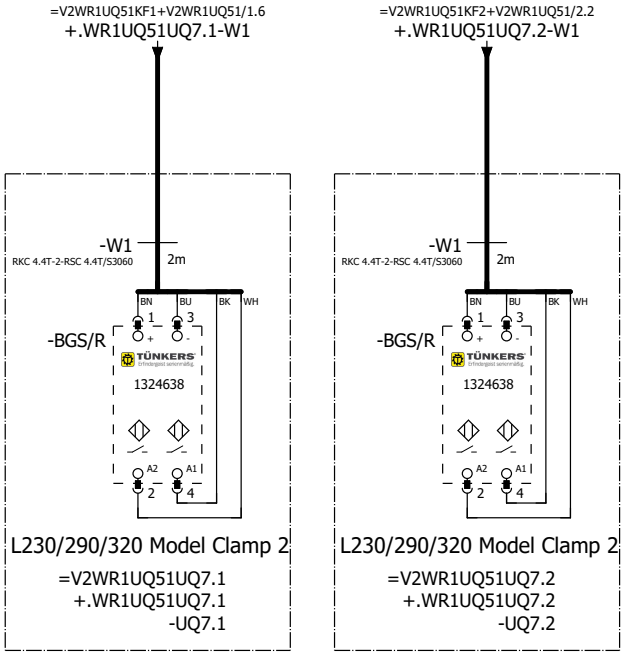

=V2WR1UQ51
-UQ7.1-BGS/R
L230/290/320
Model Clamp 2

=V2WR1UQ51
-UQ7.2-BGS/R
L230/290/320
Model Clamp 2

=V2WR1UQ51UQ6+.WR1UQ51UQ6/1

=V2WR1UQ51UQ8+.WR1UQ51UQ8/1

			Date	10/1/2022	Volvo Trucks North America	Valiant TMS	FESTO DQ CONNECTION QN7	Drawing name: =2V03&EFS-EL	= V2WR1UQ51UQ7	
			Ed.	MKLEPADLO					+ V2WR1UQ51UQ7	
			Appr		P6700 Underbody Floor Skin - Cell 2V03	Scale 1:1		Document type: EFS	Project nr: 22-16151	Page 1
Modification	Date	Name	Original		Replacement of	Replaced by				1721

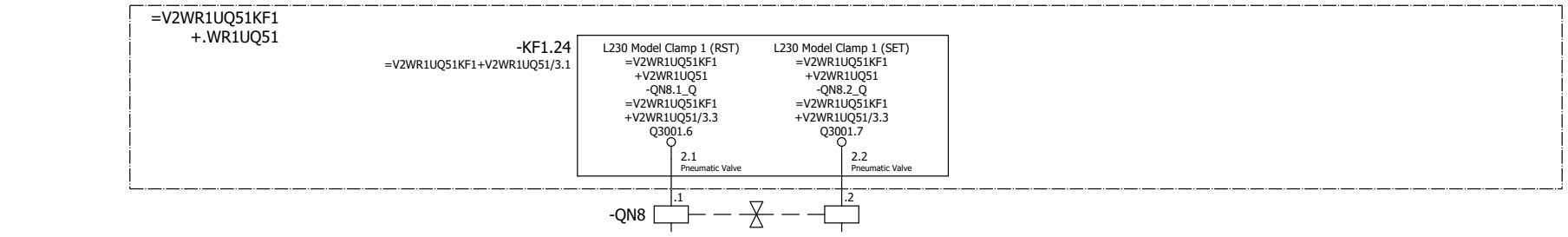

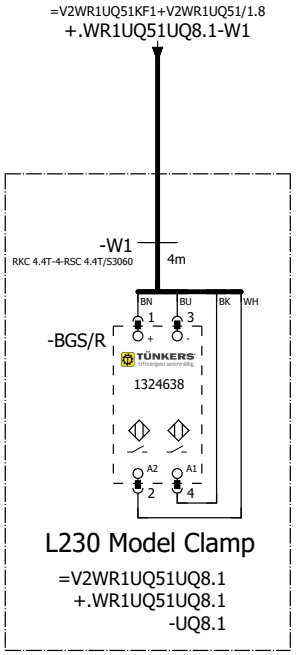

=V2WR1UQ51 -UQ8.1-BGS/R L230 Model Clamp

=V2WR1UQ51UQ7+.WR1UQ51UQ7/1

=V2WR1UQ51UQ9+.WR1UQ51UQ9/1

			Date	10/1/2022	Volvo Trucks North America	Valiant TMS	FESTO DQ CONNECTION QN8	Drawing name: =2V03&EFS-EL	= V2WR1UQ51UQ8	
			Ed.	MKLEPADLO					+ V2WR1UQ51UQ8	
			Appr		P6700 Underbody Floor Skin - Cell 2V03	Scale 1:1		Document type: EFS	Project nr: 22-16151	Page 1
Modification	Date	Name	Original		Replacement of / Replaced by					1721

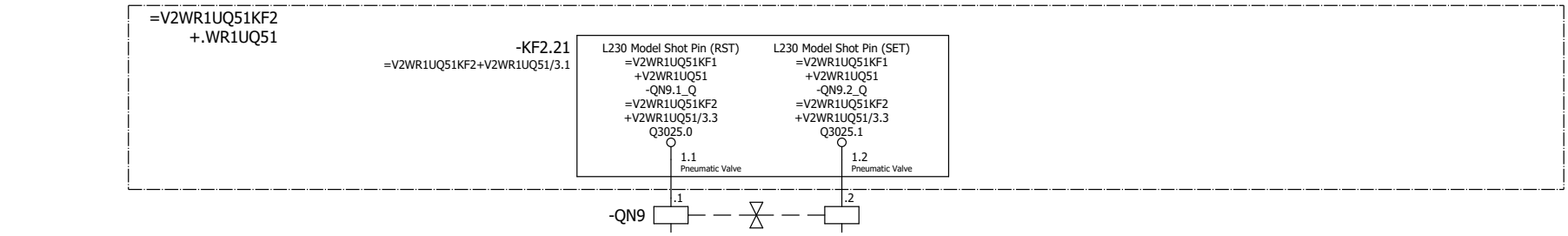

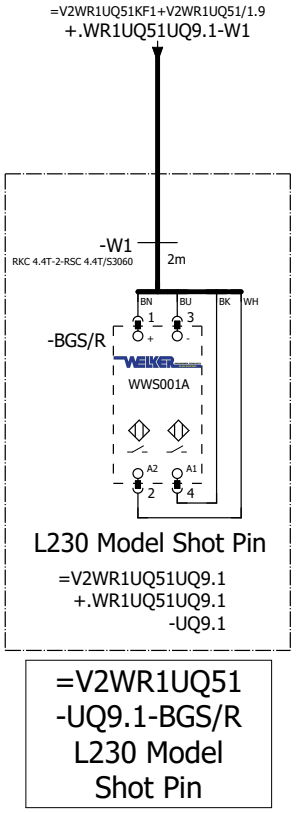

=V2WR1UQ51 -UQ9.1-BGS/R L230 Model Shot Pin

=V2WR1UQ51UQ8+.WR1UQ51UQ8/1

=V2WR1UQ51UQ10+.WR1UQ51UQ10/1

			Date	10/1/2022	Volvo Trucks North America	Valiant TMS	FESTO DQ CONNECTION QN9	Drawing name: =2V03&EFS-EL	= V2WR1UQ51UQ9	
			Ed.	MKLEPADLO					+ V2WR1UQ51UQ9	
			Appr		P6700 Underbody Floor Skin - Cell 2V03	Scale 1:1		Document type: EFS	Project nr: 22-16151	Page 1
Modification	Date	Name	Original		Replacement of	Replaced by				1721

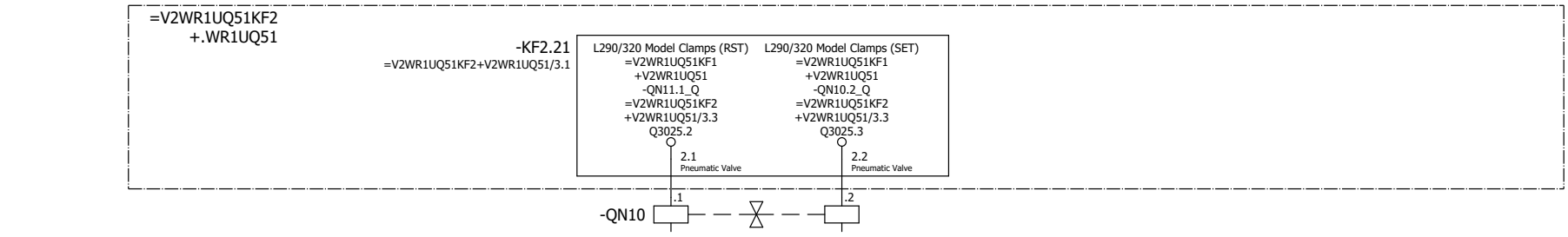

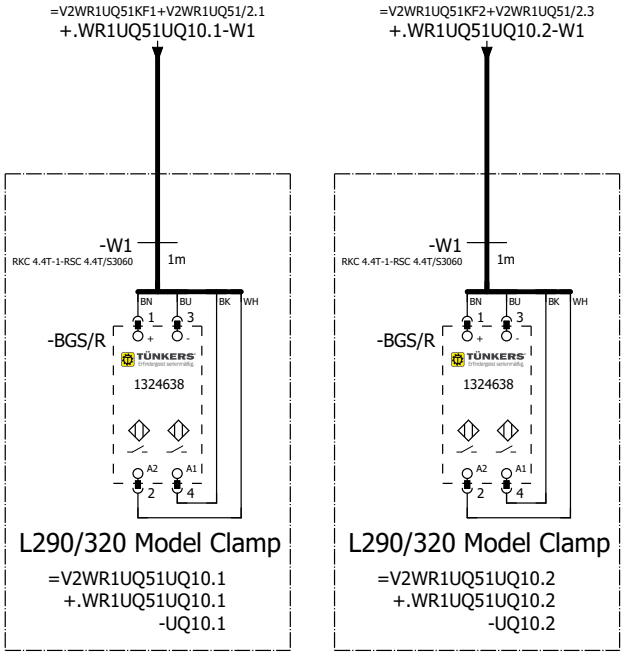

=V2WR1UQ51
-UQ10.1-BGS/R
L290/320
Model Clamp

=V2WR1UQ51
-UQ10.2-BGS/R
L290/320
Model Clamp

=V2WR1UQ51UQ9+.WR1UQ51UQ9/1

=V2WR1UQ51UQ11+.WR1UQ51UQ11/1

			Date	10/1/2022	Volvo Trucks North America	Valiant TMS	FESTO DQ CONNECTION QN10	Drawing name: =2V03&EFS-EL	= V2WR1UQ51UQ10	
			Ed.	MKLEPADLO					+ V2WR1UQ51UQ10	
			Appr		P6700 Underbody Floor Skin - Cell 2V03	Scale 1:1		Document type: EFS	Project nr: 22-16151	Page 1
Modification	Date	Name	Original		Replacement of	Replaced by				1721

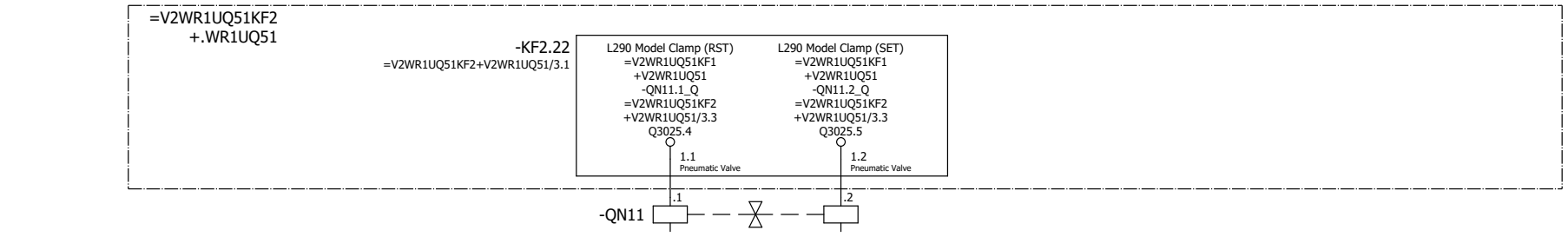

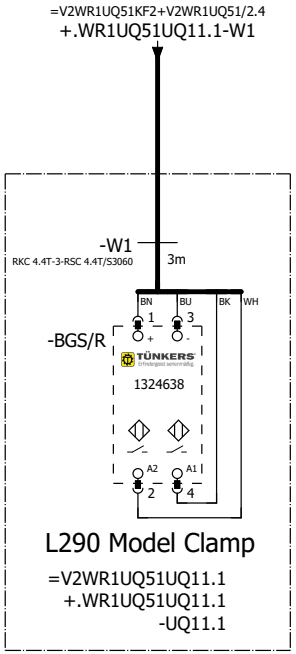

=V2WR1UQ51 -UQ11.1-BGS/R L290 Model Clamp

=V2WR1UQ51UQ10+.WR1UQ51UQ10/1

=V2WR1UQ51UQ12+.WR1UQ51UQ12/1

			Date	10/1/2022	Volvo Trucks North America	Valiant TMS	FESTO DQ CONNECTION QN11	Drawing name: =2V03&EFS-EL	= V2WR1UQ51UQ11		
			Ed.	MKLEPADLO					+ V2WR1UQ51UQ11		
			Appr		P6700 Underbody Floor Skin - Cell 2V03			Document type: EFS	Project nr: 22-16151	Page	1
Modification	Date	Name	Original		Replacement of	Replaced by	Scale 1:1				1721

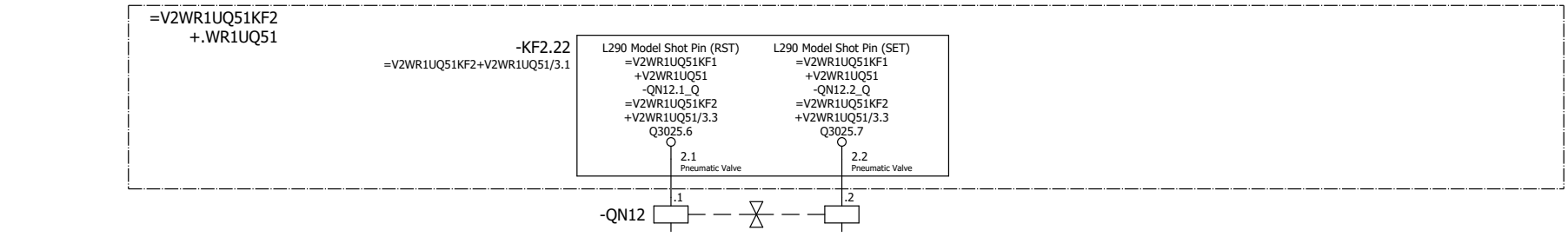

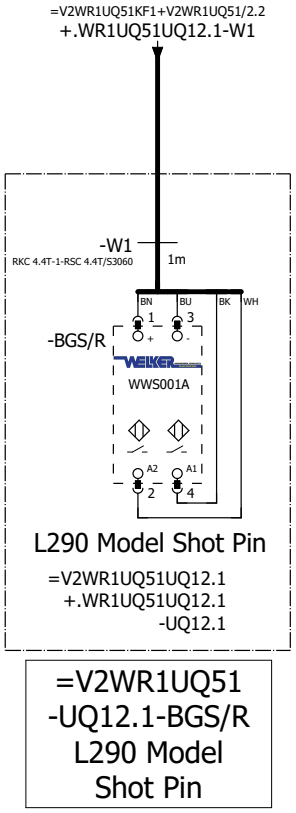

=V2WR1UQ51 -UQ12.1-BGS/R L290 Model Shot Pin

=V2WR1UQ51UQ11+.WR1UQ51UQ11/1

=V2WR1UQ51UQ13+.WR1UQ51UQ13/1

			Date	10/1/2022	Volvo Trucks North America	Valiant TMS	FESTO DQ CONNECTION QN12	Drawing name: =2V03&EFS-EL	= V2WR1UQ51UQ12	
			Ed.	MKLEPADLO					+ V2WR1UQ51UQ12	
			Appr		P6700 Underbody Floor Skin - Cell 2V03	Scale 1:1		Document type: EFS	Project nr: 22-16151	Page 1
Modification	Date	Name	Original		Replacement of	Replaced by				1721

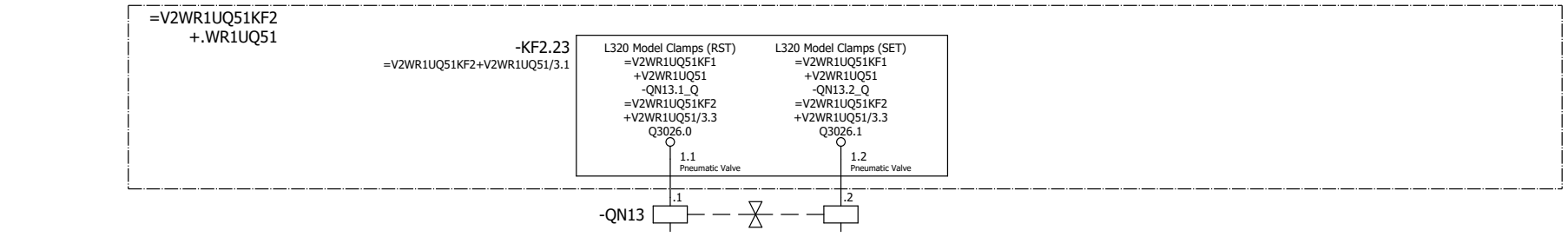

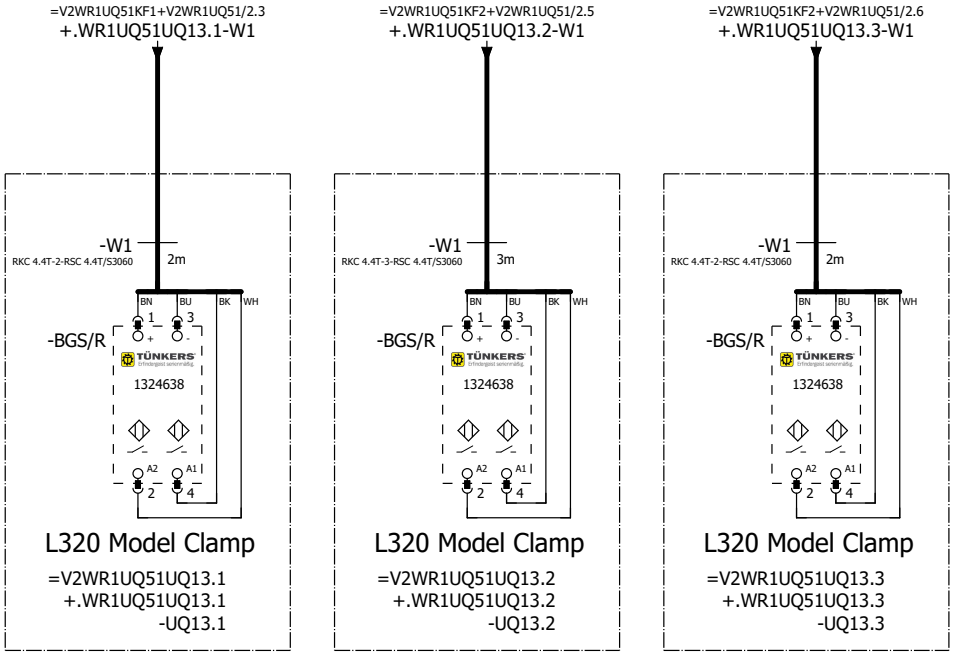

=V2WR1UQ51
-UQ13.1-BGS/R
L320 Model
Clamp

=V2WR1UQ51
-UQ13.2-BGS/R
L320 Model
Clamp

=V2WR1UQ51
-UQ13.3-BGS/R
L320 Model
Clamp

=V2WR1UQ51UQ12+.WR1UQ51UQ12/1

=V2WR1UQ51UQ14+.WR1UQ51UQ14/1

			Date	10/1/2022	Volvo Trucks North America	Valiant TMS	FESTO DQ CONNECTION QN13	Drawing name: =2V03&EFS-EL	= V2WR1UQ51UQ13	
			Ed.	MKLEPADLO					+ V2WR1UQ51UQ13	
			Appr		P6700 Underbody Floor Skin - Cell 2V03	Scale 1:1		Document type: EFS	Project nr: 22-16151	Page 1
Modification	Date	Name	Original		Replacement of	Replaced by				1721

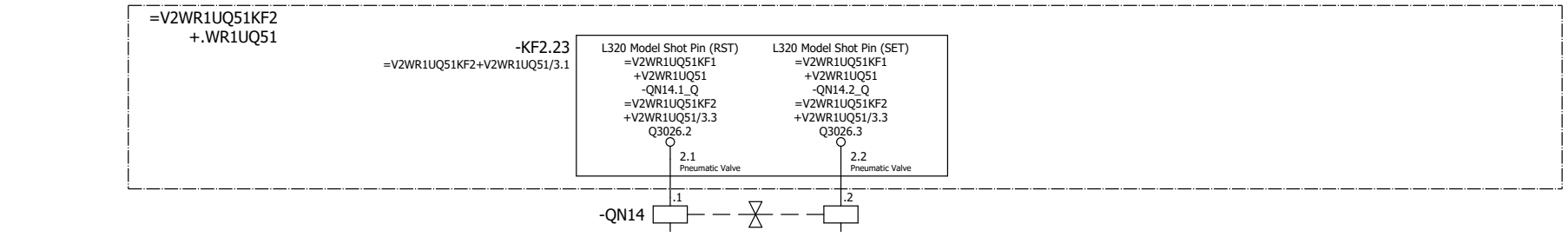

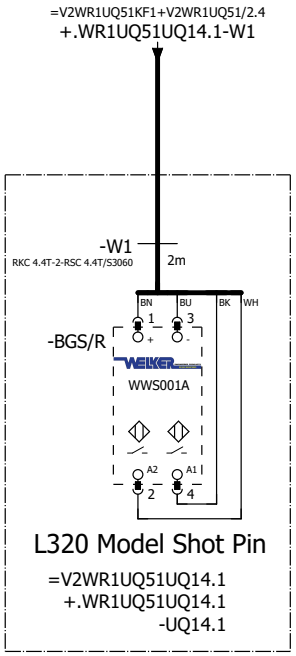

=V2WR1UQ51
-UQ14.1-BGS/R
L320 Model
Shot Pin

=V2WR1UQ51UQ13+.WR1UQ51UQ13/1

=V2WR1UQ51WC4+V2WR1UQ51/1

			Date	10/1/2022	Volvo Trucks North America	Valiant TMS	FESTO DQ CONNECTION QN14	Drawing name: =2V03&EFS-EL	= V2WR1UQ51UQ14	
			Ed.	MKLEPADLO					+ V2WR1UQ51UQ14	
			Appr		P6700 Underbody Floor Skin - Cell 2V03	Scale 1:1		Document type: EFS	Project nr: 22-16151	Page 1
Modification	Date	Name	Original		Replacement of	Replaced by				1721

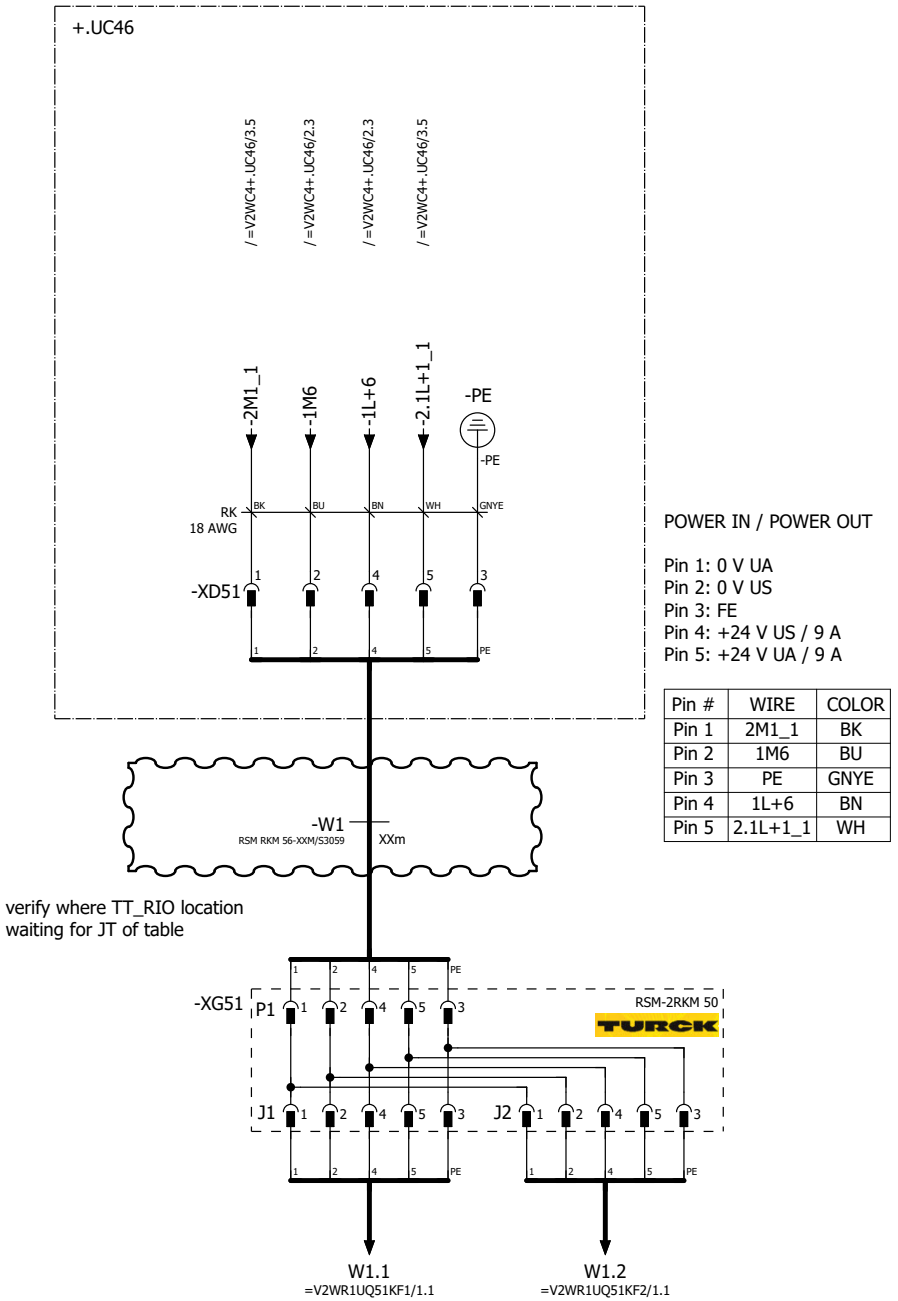

POWER IN / POWER OUT

Pin 1: 0 V UA
Pin 2: 0 V US
Pin 3: FE
Pin 4: +24 V US / 9 A
Pin 5: +24 V UA / 9 A

Pin #	WIRE	COLOR
Pin 1	2M1_1	BK
Pin 2	1M6	BU
Pin 3	PE	GNYE
Pin 4	1L+6	BN
Pin 5	2.1L+1_1	WH

=V2WR1UQ51UQ14+.WR1UQ51UQ14/1

=V2WR1WC1+.WR1UC01/1

			Date	10/1/2022	Volvo Trucks North America	Valiant TMS	24VDC	Drawing name: =2V03&EFS-EL	= V2WR1UQ51WC4
			Ed.	MKLEPADLO					+ V2WR1UQ51
			Appr		P6700 Underbody Floor Skin - Cell 2V03	Scale 1:1		Document type: EFS	Project nr: 22-16151
Modification	Date	Name	Original		Replacement of / Replaced by				Page 1 / 1721

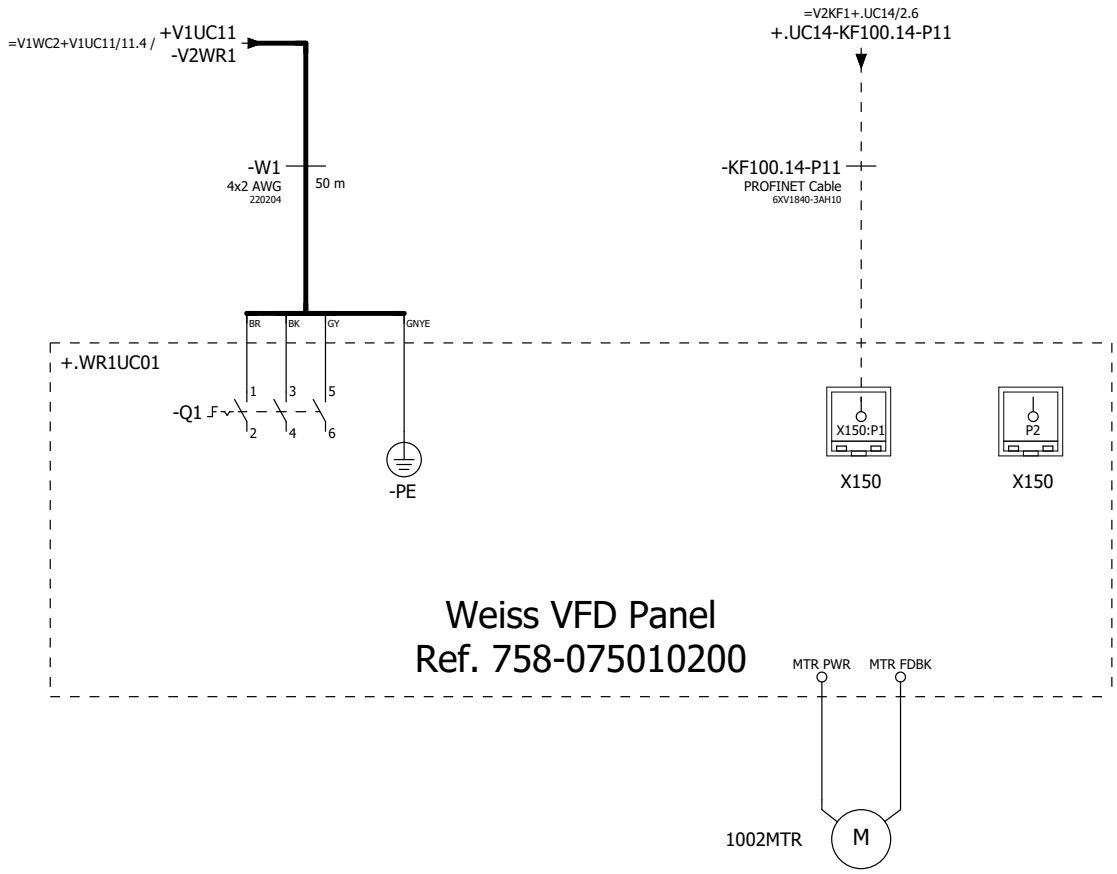

=V2WR1UQ51WC4+.WR1UQ51/1

=V2LB1NB1BG0+.LB1NB1/1

			Date	10/1/2022	Volvo Trucks North America		Valiant TMS	Incoming power & profinet	Drawing name: =2V03&EFS-EL	= V2WR1WC1	
			Ed.	MKLEPADLO						+ V2WR1UC01	
			Appr		P6700 Underbody Floor Skin - Cell 2V03				Document type: EFS	Project nr: 22-16151	Page 1
Modification	Date	Name	Original		Replacement of	Replaced by	Scale 1:1				1721

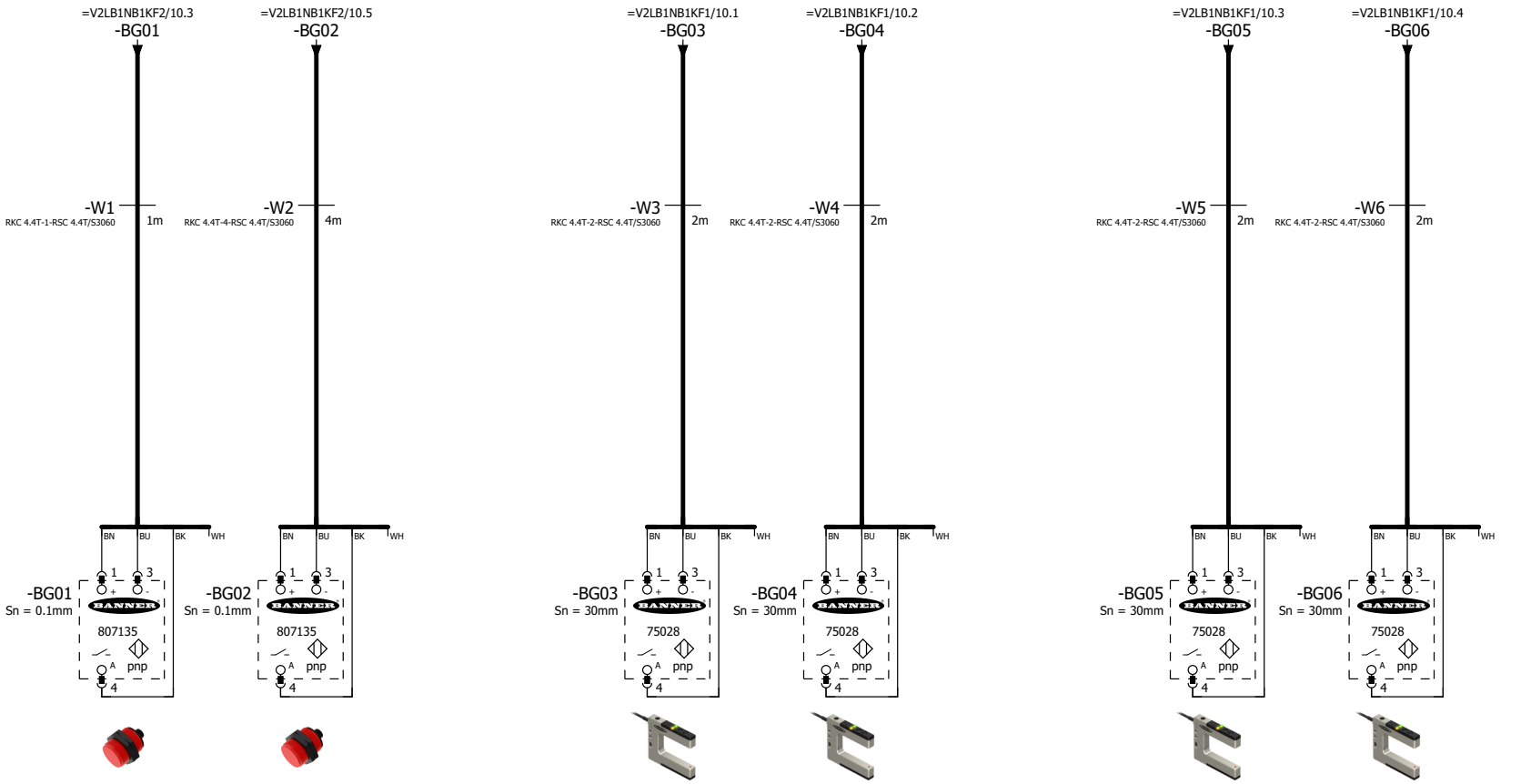

=V2LB1NB1 -BG01 Safety Closed	=V2LB1NB1 -BG02 Safety Closed	=V2LB1NB1 -BG03 Door Closed	=V2LB1NB1 -BG04 Door Close Decel	=V2LB1NB1 -BG05 Door Open Decel	=V2LB1NB1 -BG06 Door Open

=V2WR1WC1+.WR1UC01/1

2

			Date	10/26/2022	Volvo Trucks North America	Valiant TMS	SENSORS	Drawing name: =2V03&EFS-EL	= V2LB1NB1BG0	
			Ed.	MKLEPADLO					+ V2LB1NB1	
			Appr		P6700 Underbody Floor Skin - Cell 2V03			Document type: EFS	Project nr: 22-16151	Page 1
Modification	Date	Name	Original		Replacement of / Replaced by	Scale 1:1				1721

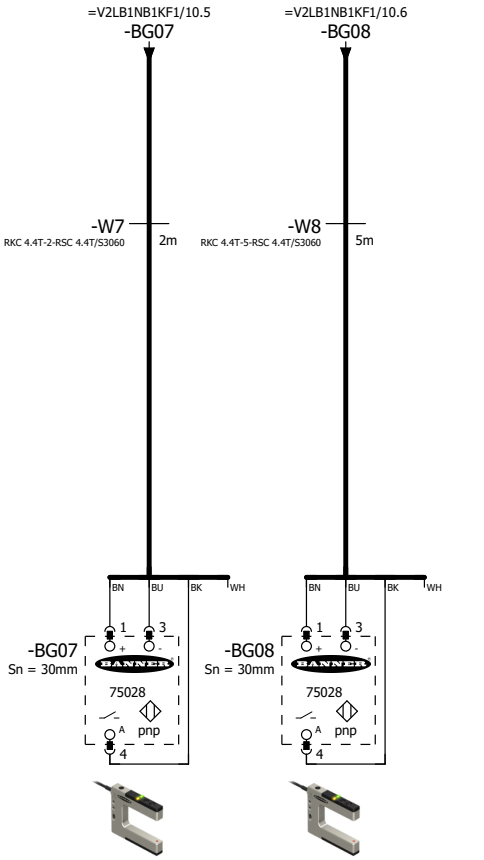

=V2LB1NB1
-BG07
Lockout pin

=V2LB1NB1
-BG08
Lockout pin

1

=V2LB1NB1KF1/10

			Date	10/26/2022	Volvo Trucks North America		Valiant TMS	SENSORS	Drawing name: =2V03&EFS-EL	= V2LB1NB1BG0
			Ed.	MKLEPADLO						+ V2LB1NB1
			Appr		P6700 Underbody Floor Skin - Cell 2V03		Scale 1:1		Document type: EFS	Project nr: 22-16151
Modification	Date	Name	Original		Replacement of	Replaced by				Page 2 / 1721

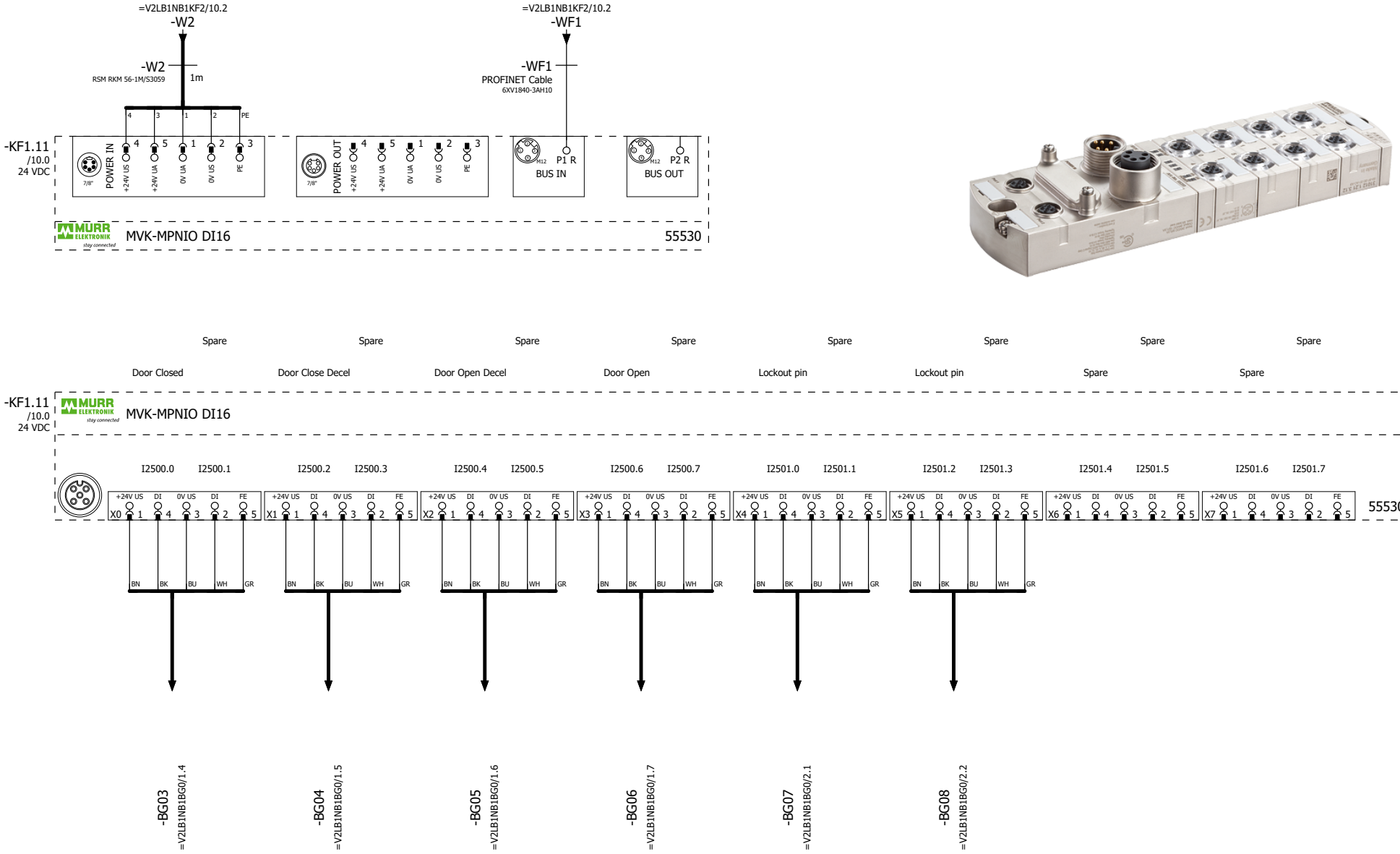

=V2LB1NB1BG0/2

=V2LB1NB1KF2/10

			Date	10/26/2022	Volvo Trucks North America	Valiant TMS	MURR MODULE 16 IN	Drawing name: =2V03&EFS-EL	= V2LB1NB1KF1	
			Ed.	MKLEPADLO					+ V2LB1NB1	
			Appr		P6700 Underbody Floor Skin - Cell 2V03	Scale 1:1		Document type: EFS	Project nr: 22-16151	Page 10
Modification	Date	Name	Original		Replacement of / Replaced by					1721

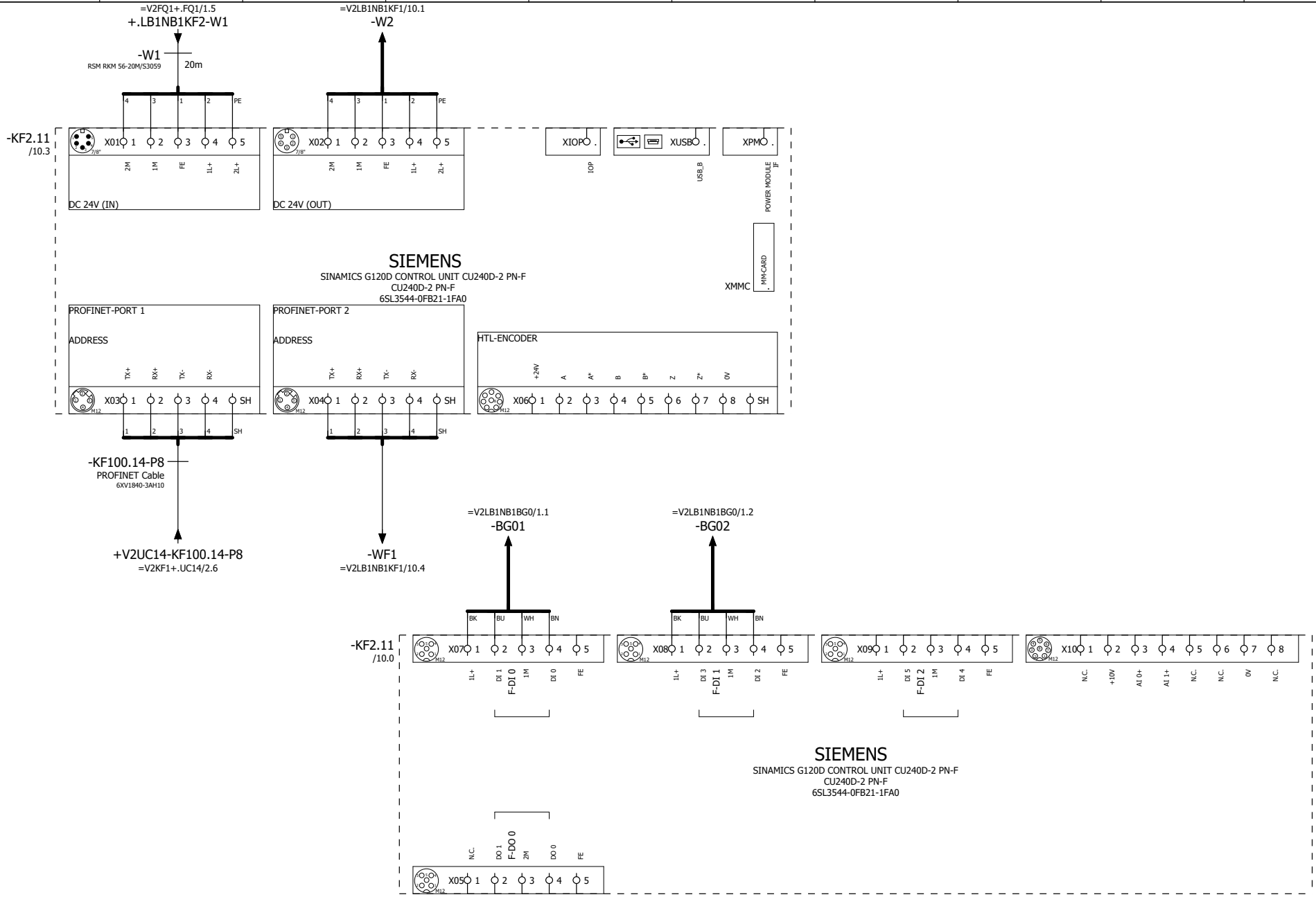

=V2LB1NB1KF1/10

=V2LB1NB1WC1+.LB1NB1UC01/1

			Date	10/26/2022	Volvo Trucks North America	Valiant TMS	G120D Control Unit	Drawing name: =2V03&EFS-EL	= V2LB1NB1KF2
			Ed.	MKLEPADLO					+ V2LB1NB1
			Appr		P6700 Underbody Floor Skin - Cell 2V03			Document type: EFS	Project nr: 22-16151
Modification	Date	Name	Original		Replacement of / Replaced by	Scale 1:1			Page 10 / 1721

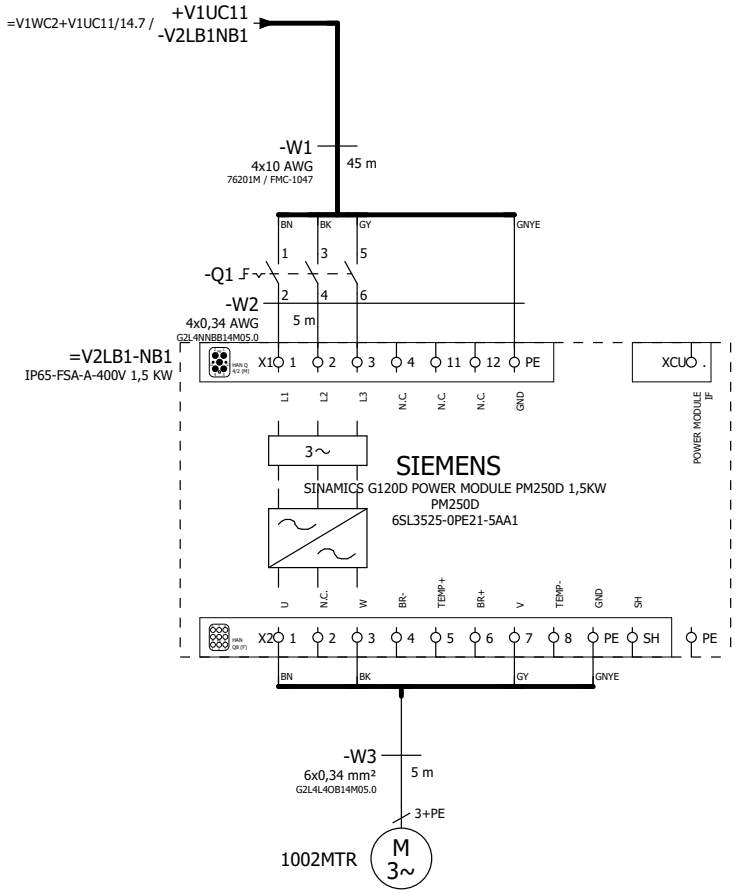

=V2LB1NB1KF2+V2LB1NB1/10

=V2LB1NB1WC3+.LB1WC3/1

			Date	10/26/2022	Volvo Trucks North America		Valiant TMS	Incoming power	Drawing name: =2V03&EFS-EL	= V2LB1NB1WC1	
			Ed.	MKLEPADLO						+ V2LB1NB1UC01	
			Appr		P6700 Underbody Floor Skin - Cell 2V03				Document type: EFS	Project nr: 22-16151	Page 1
Modification	Date	Name	Original		Replacement of	Replaced by	Scale 1:1				1721



=V2LB1NB1WC1+.LB1NB1UC01/1

=V1GL12UQ51UQx+V1GL12UQ51UQx/1

			Date	11/29/2022	Volvo Trucks North America	Valiant TMS	Incoming power	Drawing name: =2V06&EFS_EL	= V2LB1NB1WC3
			Ed.	KMAFFRE					+ V2LB1WC3
			Appr		P6700 Underbody Floor Skin - Cell 2V03			Document type: EFS	Project nr: 22-16151
Modification	Date	Name	Original		Replacement of / Replaced by	Scale 1:1			Page 1 / 1721

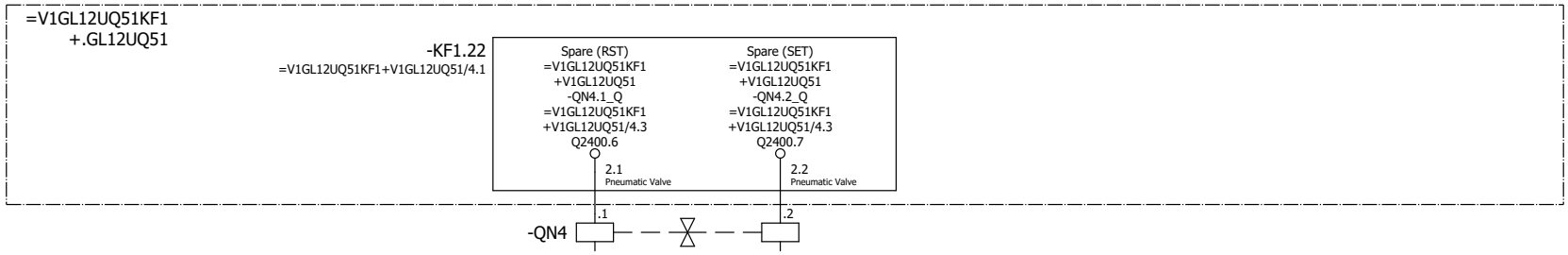

=V2LB1NB1WC3+V2LB1WC3/1

=V1UN1PF1+.UN1/2

			Date	10/26/2022	Volvo Trucks North America		Valiant TMS	FESTO DQ CONNECTION QNx	Drawing name: =2V03&EFS-EL		= V1GL12UQ51UQx
			Ed.	MKLEPADLO							+ V1GL12UQ51UQx
			Appr		P6700 Underbody Floor Skin - Cell 2V03				Document type: EFS	Project nr: 22-16151	Page 1
Modification	Date	Name	Original		Replacement of	Replaced by	Scale 1:1				1721

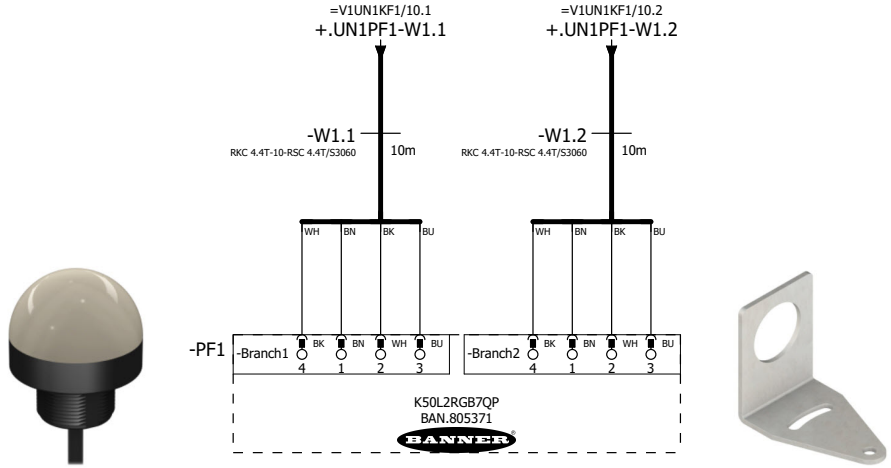

Table 1: Default Color Definition

	Red	Yellow	Green	Cyan	Blue	Magenta	White
Input 1	X	X				X	X
Input 2		X	X	X			X
Input 3				X	X	X	X

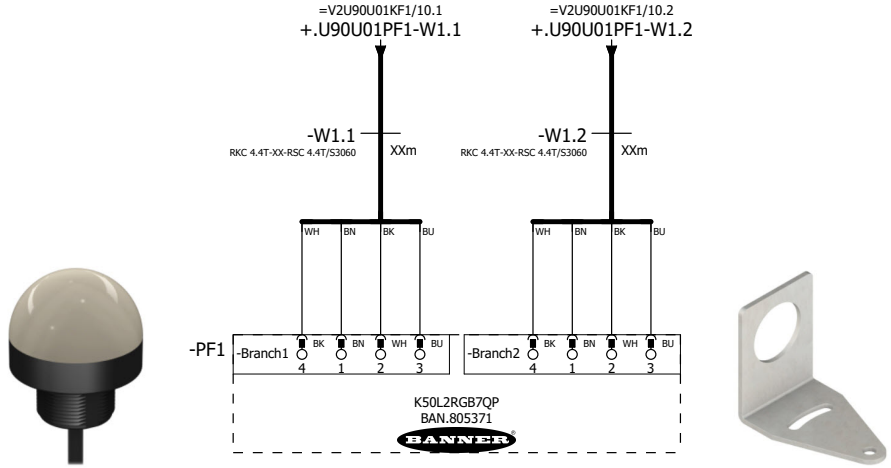

Table 1: Default Color Definition

	Red	Yellow	Green	Cyan	Blue	Magenta	White
Input 1	X	X				X	X
Input 2		X	X	X			X
Input 3				X	X	X	X

=V1UN1PF1+V1UN1/2

=V1U70FQ1+V1U70/1

			Date	10/28/2022	Volvo Trucks North America	Valiant TMS	Station Dome Light	Drawing name: =2V03&EFS-EL / = V2U90U01PF1 / + V2U90U01
			Ed.	MKLEPADLO				
			Appr		P6700 Underbody Floor Skin - Cell 2V03	Scale 1:1		Document type: EFS / Project nr: 22-16151 / Page 2 / 1721
Modification	Date	Name	Original		Replacement of / Replaced by			

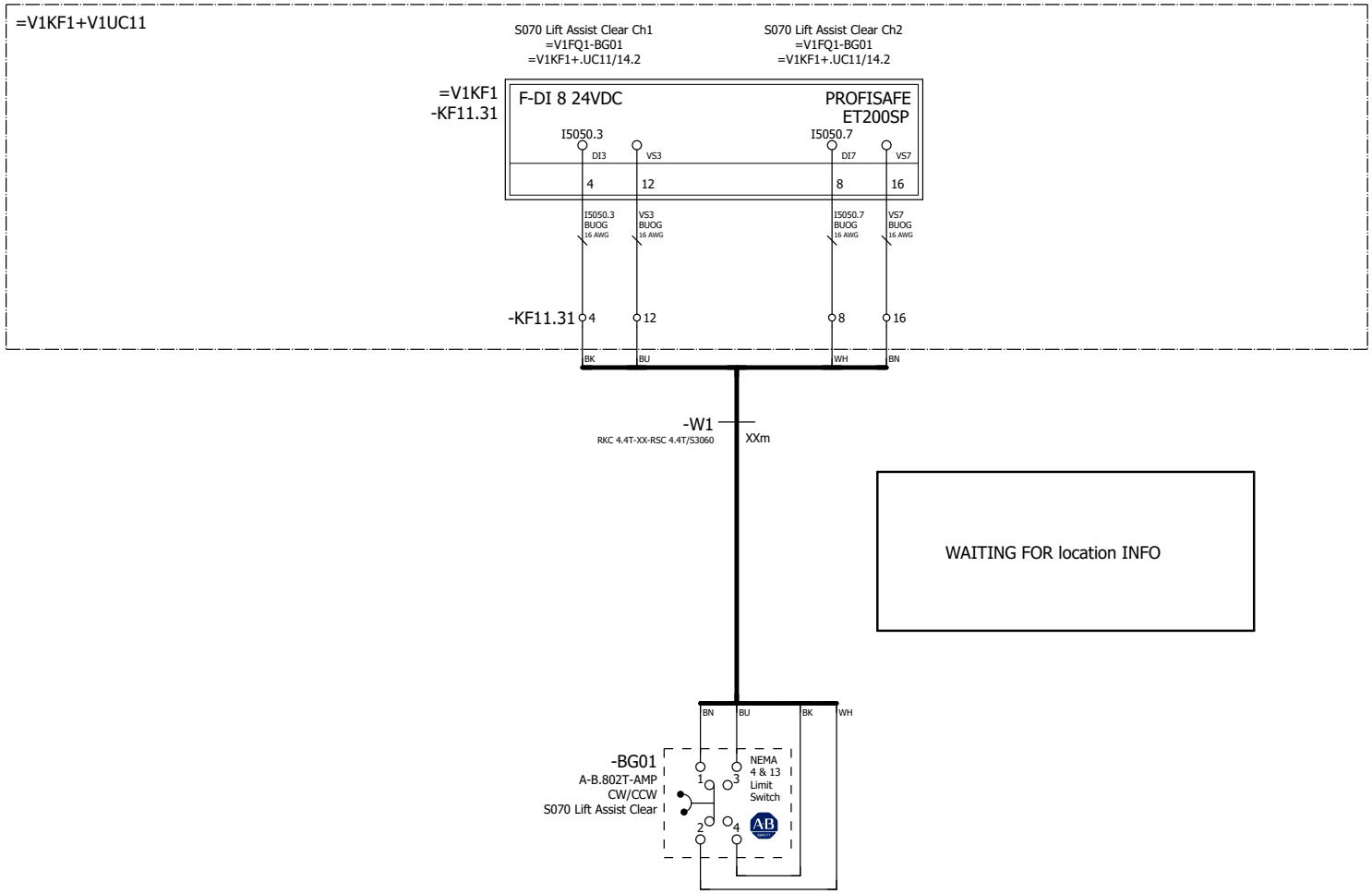

=V2U90U01PF1+V2U90U01/2

=V1UN1FQ1+.UN1/1

			Date	11/26/2022	Volvo Trucks North America	Valiant TMS	S070 Lift Assist Safety Switch	Drawing name: =2V03&EFS-EL	= V1U70FQ1	
			Ed.	MKLEPADLO					+ V1U70	
			Appr		P6700 Underbody Floor Skin - Cell 2V03	Scale 1:1		Document type: EFS	Project nr: 22-16151	Page 1
Modification	Date	Name	Original		Replacement of	Replaced by				1721

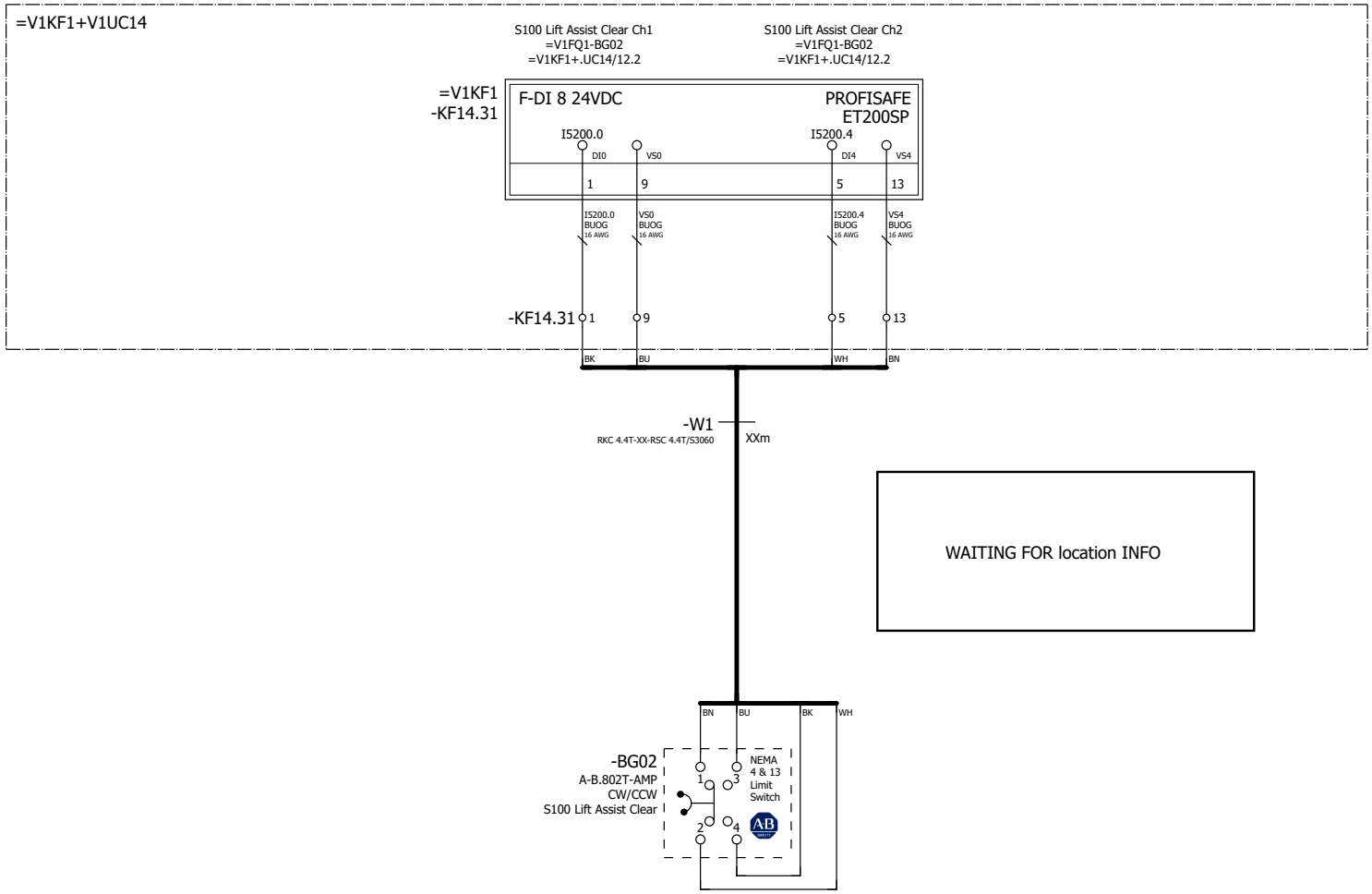

=V1U70FQ1+.U70/1

&ELU=KF0+UC31/1

			Date	11/26/2022	Volvo Trucks North America	Valiant TMS	S100 Lift Assist Safety Switch	Drawing name: =2V03&EFS-EL	= V1UN1FQ1	
			Ed.	MKLEPADLO					+ V1UN1	
			Appr		P6700 Underbody Floor Skin - Cell 2V03	Scale 1:1		Document type: EFS	Project nr: 22-16151	Page 1
Modification	Date	Name	Original		Replacement of	Replaced by				1721

0	1	2	3	4	5	6	7	8	9

-UC31

&EFS=V1UN1FQ1+V1UN1/1

			Date	9/22/2022	Volvo Trucks North America	Valiant TMS	Layout UC31 MOP	Drawing name: =2V03&EFS-EL	= KF0	
			Ed.	MKLEPADLO					+ UC31	
			Appr		P6700 Underbody Floor Skin - Cell 2V03			Document type: ELU	Project nr: 22-16151	Page 1
Modification	Date	Name	Original		Replacement of / Replaced by	Scale 1:1				1721

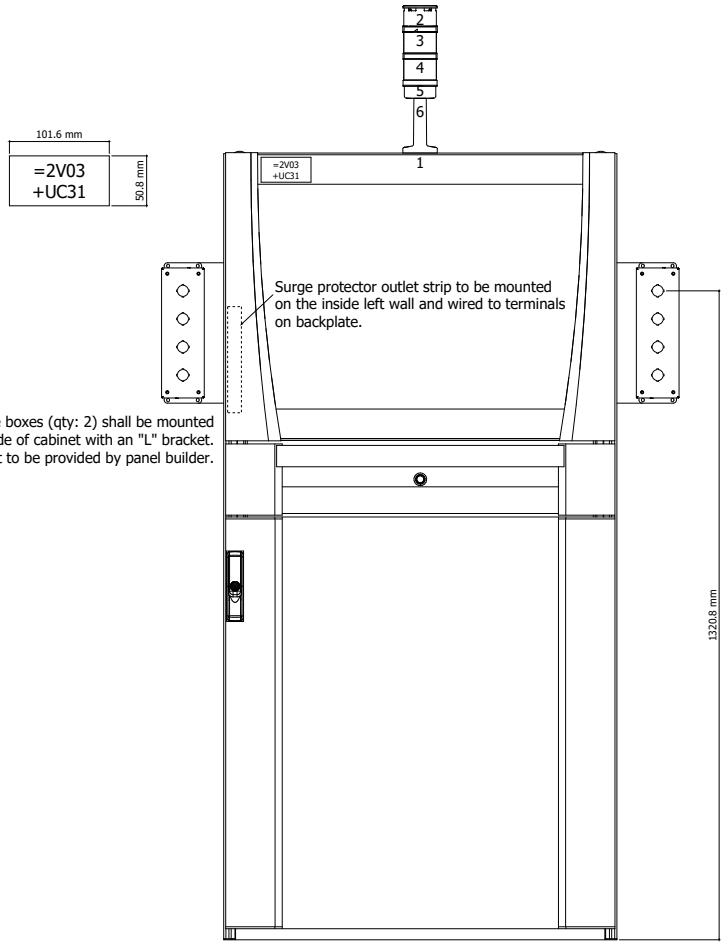

Enclosure boxes (qty: 2) shall be mounted to the side of cabinet with an "L" bracket.
* Mounting bracket to be provided by panel builder.

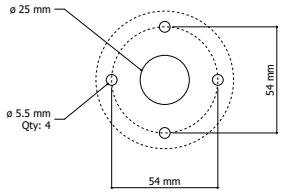

DETAIL 'B'
ABB Stack light
K70 series

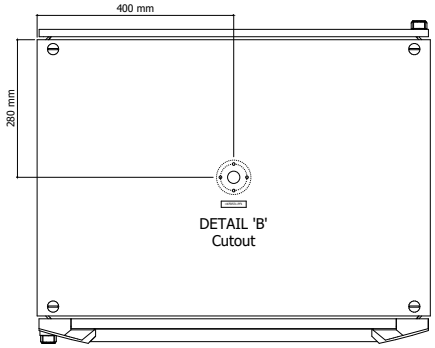

Top View
of Enclosure

Enclosure panel shall be finished in RAL 7035 Light Grey paint.

			Date	9/21/2022	Volvo Trucks North America	Valiant TMS	Layout UC31 MOP External View	Drawing name: =2V03&EFS-EL	= KF0	
			Ed.	MKLEPADLO					+ UC31	
			Appr		P6700 Underbody Floor Skin - Cell 2V03			Document type: ELU	Project nr: 22-16151	Page 2
Modification	Date	Name	Original		Replacement of	Replaced by	Scale 1:10			1721

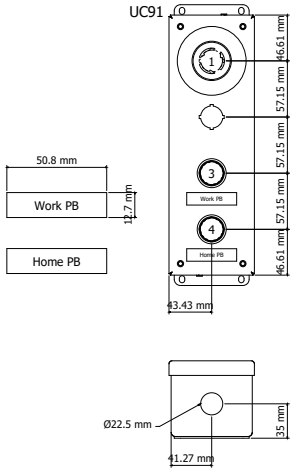

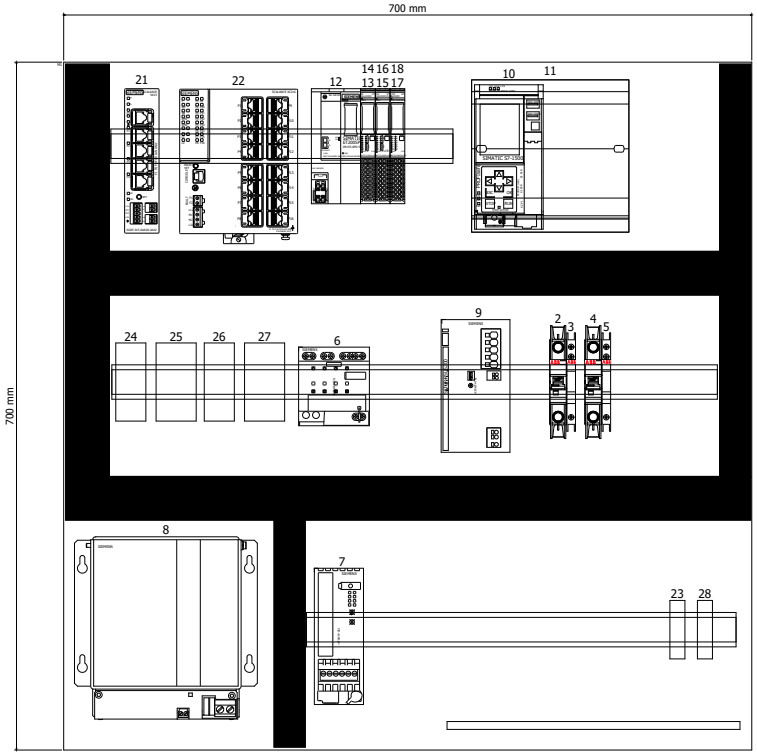

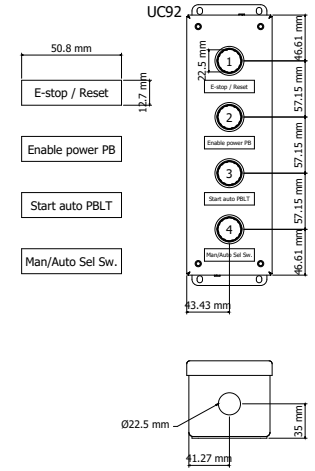

DETAIL 'B'
M12 Profinet Receptacle
Qty: 11

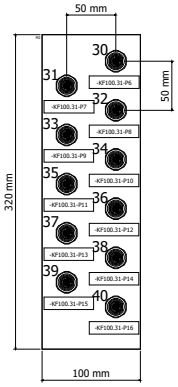

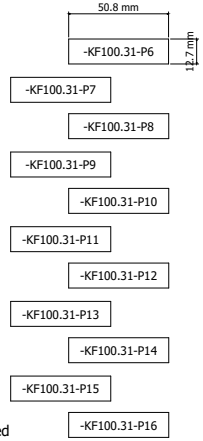

Profinet receptacle plate. Shall be mounted
to left side of subplate with a bracket.
* Mounting bracket to be provided by panel builder.

2

=V1PZ1PF1+V1UC61/1

			Date	9/21/2022	Volvo Trucks North America	Valiant TMS	Layout UC31 MOP Internal View	Drawing name: =2V03&EFS-EL	= KF0	
			Ed.	MKLEPADLO					+ UC31	
			Appr		P6700 Underbody Floor Skin - Cell 2V03			Document type: ELU	Project nr: 22-16151	Page 3
Modification	Date	Name	Original		Replacement of	Replaced by	Scale 1:5			1721

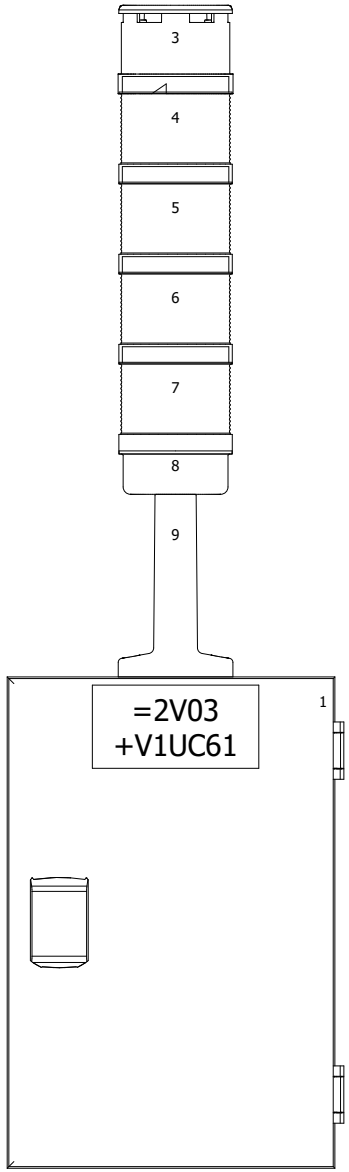

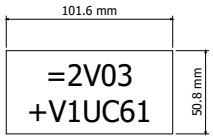

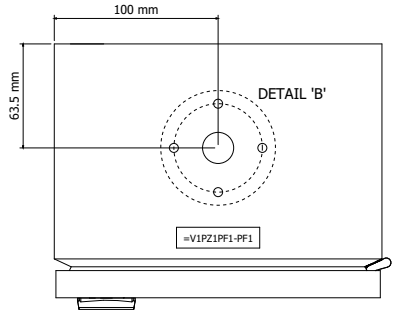

Top View
of Enclosure

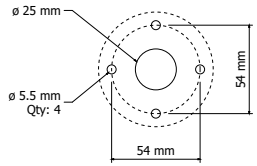

DETAIL 'B'
ABB Stack light
K70 series

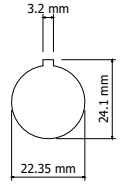

DETAIL 'A'
1-1/8" Receptacle

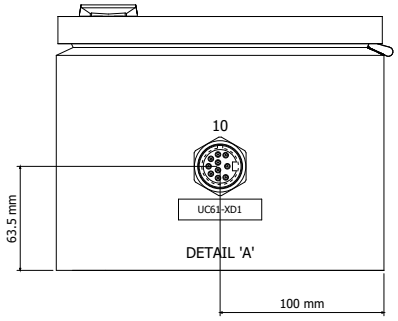

Buttom View
of Enclosure

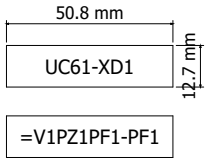

=KF0+UC31/3

2

			Date	9/21/2022	Volvo Trucks North America	Valiant TMS	Layout UC61 SL External View	Drawing name: =2V03&EFS-EL	= V1PZ1PF1
			Ed.	MKLEPADLO					+ V1UC61
			Appr		P6700 Underbody Floor Skin - Cell 2V03	Scale 1:3		Document type: ELU	Project nr: 22-16151
Modification	Date	Name	Original		Replacement of	Replaced by			Page 1 / 1721

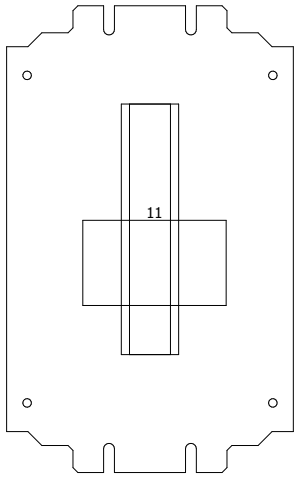

1

=V1PZ1PF2+.UC62/1

			Date	9/21/2022	Volvo Trucks North America	Valiant TMS	Layout UC61 SL Internal View	Drawing name: =2V03&EFS-EL	= V1PZ1PF1	
			Ed.	MKLEPADLO					+ V1UC61	
			Appr		P6700 Underbody Floor Skin - Cell 2V03	Scale 1:3		Document type: ELU	Project nr: 22-16151	Page 2
Modification	Date	Name	Original		Replacement of / Replaced by					1721

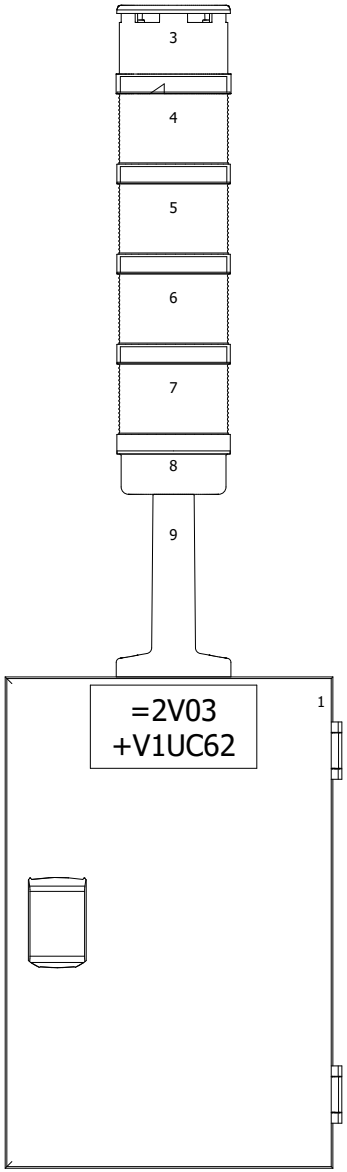

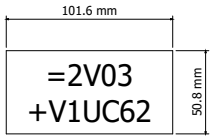

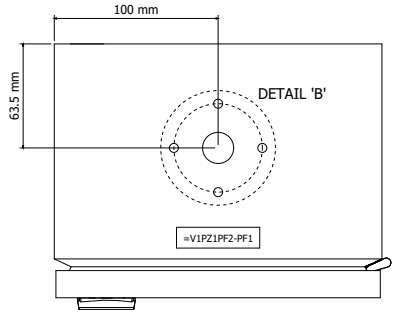

Top View
of Enclosure

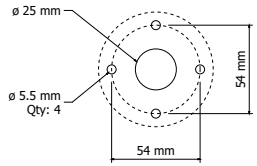

DETAIL 'B'
ABB Stack light
K70 series

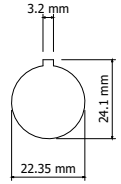

DETAIL 'A'
1-1/8" Receptacle

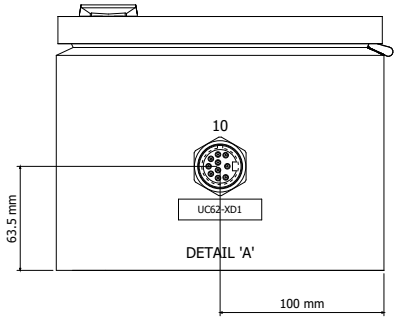

Buttom View
of Enclosure

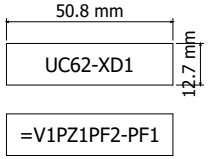

=V1PZ1PF1+.UC61/2

2

			Date	9/21/2022	Volvo Trucks North America	Valiant TMS	Layout UC62 SL External View	Drawing name: =2V03&EFS-EL	= V1PZ1PF2 + V1UC62
			Ed.	MKLEPADLO					
			Appr		P6700 Underbody Floor Skin - Cell 2V03	Scale 1:3		Document type: ELU	Project nr: 22-16151
Modification	Date	Name	Original		Replacement of / Replaced by				Page 1 / 1721

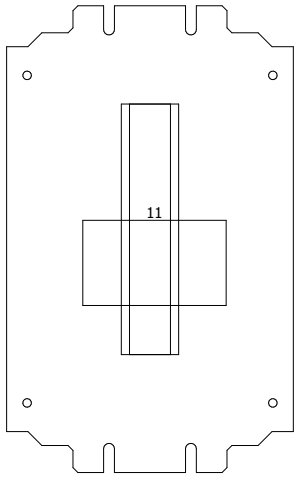

1

=V1PZ1PF3+.UC63/1

			Date	9/21/2022	Volvo Trucks North America	Valiant TMS	Layout UC62 SL Internal View	Drawing name: =2V03&EFS-EL	= V1PZ1PF2	
			Ed.	MKLEPADLO					+ V1UC62	
			Appr		P6700 Underbody Floor Skin - Cell 2V03	Scale 1:3		Document type: ELU	Project nr: 22-16151	Page 2
Modification	Date	Name	Original		Replacement of / Replaced by					1721

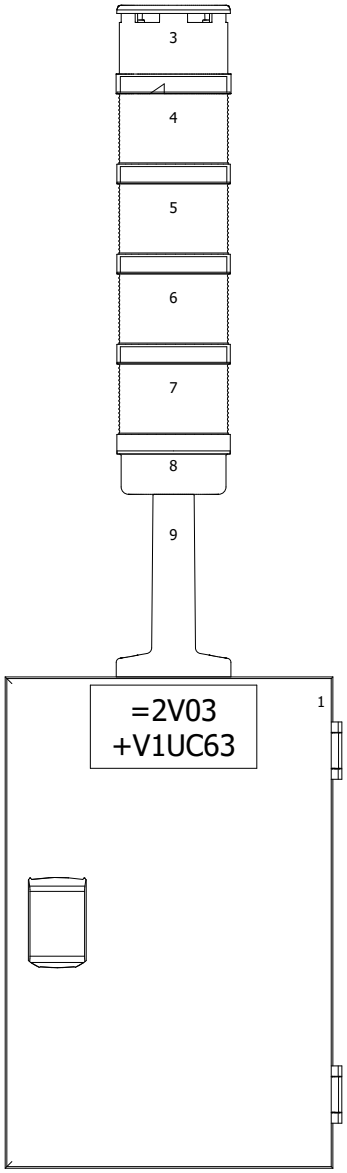

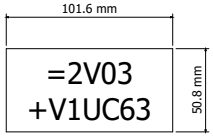

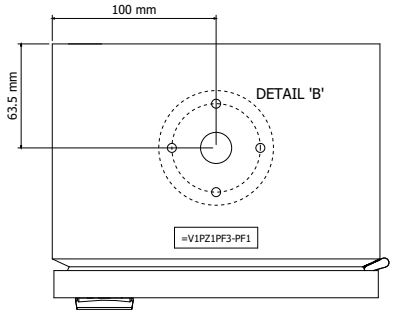

Top View
of Enclosure

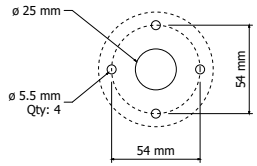

DETAIL 'B'
ABB Stack light
K70 series

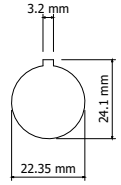

DETAIL 'A'
1-1/8" Receptacle

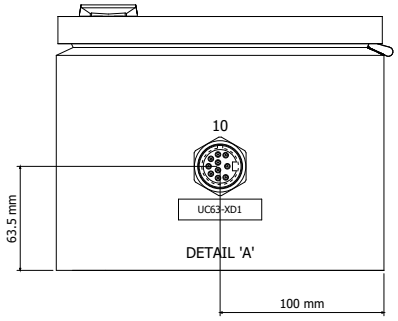

Buttom View
of Enclosure

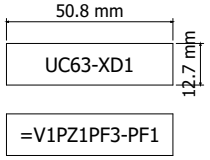

=V1PZ1PF2+.UC62/2

2

			Date	9/21/2022	Volvo Trucks North America	Valiant TMS	Layout UC63 SL External View	Drawing name: =2V03&EFS-EL	= V1PZ1PF3
			Ed.	MKLEPADLO					+ V1UC63
			Appr		P6700 Underbody Floor Skin - Cell 2V03	Scale 1:3		Document type: ELU	Project nr: 22-16151
Modification	Date	Name	Original		Replacement of / Replaced by				Page 1 / 1721

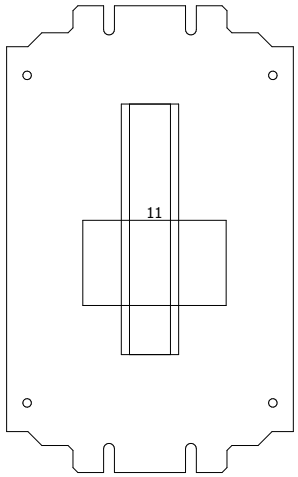

1

=V1PZ1PF4+.UC64/1

			Date	9/21/2022	Volvo Trucks North America	Valiant TMS	Layout UC63 SL Internal View	Drawing name: =2V03&EFS-EL	= V1PZ1PF3	
			Ed.	MKLEPADLO					+ V1UC63	
			Appr		P6700 Underbody Floor Skin - Cell 2V03	Scale 1:3		Document type: ELU	Project nr: 22-16151	Page 2
Modification	Date	Name	Original		Replacement of / Replaced by					1721

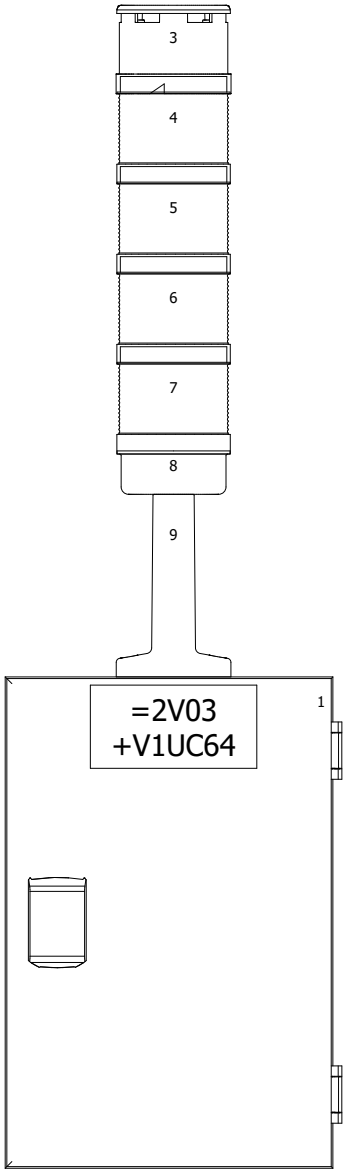

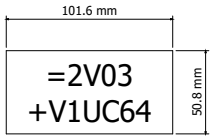

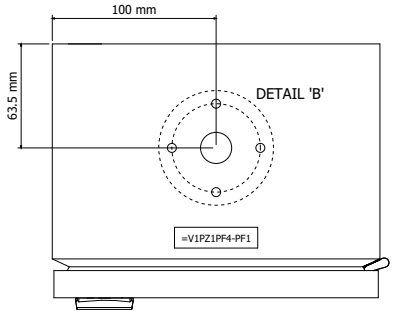

Top View
of Enclosure

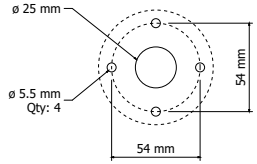

DETAIL 'B'
ABB Stack light
K70 series

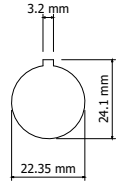

DETAIL 'A'
1-1/8" Receptacle

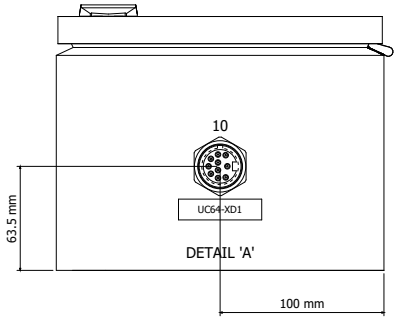

Buttom View
of Enclosure

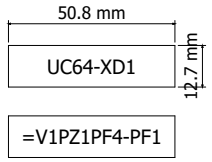

=V1PZ1PF3+.UC63/2

2

			Date	9/21/2022	Volvo Trucks North America	Valiant TMS	Layout UC64 SL External View	Drawing name: =2V03&EFS-EL	= V1PZ1PF4 + V1UC64
			Ed.	MKLEPADLO					
			Appr		P6700 Underbody Floor Skin - Cell 2V03	Scale 1:3		Document type: ELU	Project nr: 22-16151
Modification	Date	Name	Original		Replacement of	Replaced by			Page 1 / 1721

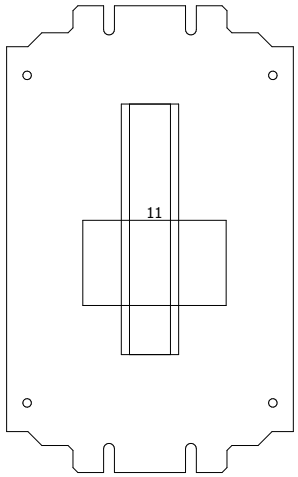

1

=V1PZ1PF5+.UC65/1

			Date	9/21/2022	Volvo Trucks North America	Valiant TMS	Layout UC64 SL Internal View	Drawing name: =2V03&EFS-EL	= V1PZ1PF4	
			Ed.	MKLEPADLO					+ V1UC64	
			Appr		P6700 Underbody Floor Skin - Cell 2V03			Document type: ELU	Project nr: 22-16151	Page 2
Modification	Date	Name	Original		Replacement of / Replaced by	Scale 1:3				1721

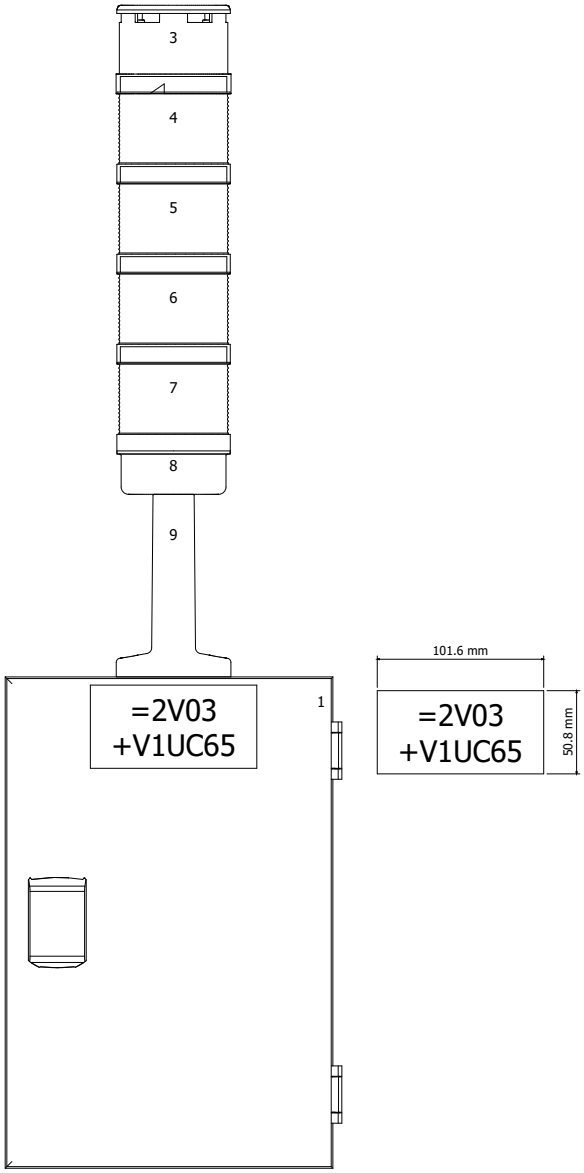

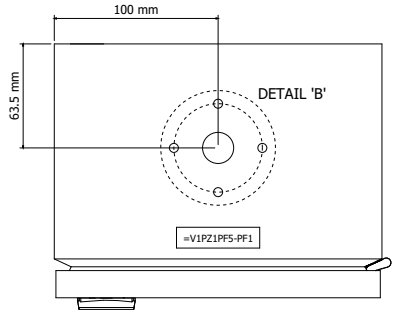

Top View
of Enclosure

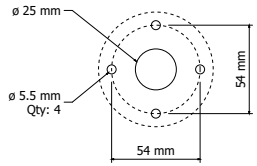

DETAIL 'B'
ABB Stack light
K70 series

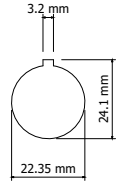

DETAIL 'A'
1-1/8" Receptacle

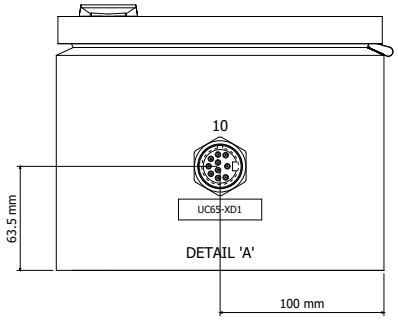

Buttom View
of Enclosure

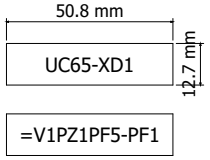

=V1PZ1PF4+.UC64/2

2

			Date	9/21/2022	Volvo Trucks North America	Valiant TMS	Layout UC65 SL External View	Drawing name: =2V03&EFS-EL	= V1PZ1PF5	
			Ed.	MKLEPADLO					+ V1UC65	
			Appr		P6700 Underbody Floor Skin - Cell 2V03	Scale 1:3		Document type: ELU	Project nr: 22-16151	Page 1
Modification	Date	Name	Original		Replacement of / Replaced by					1721

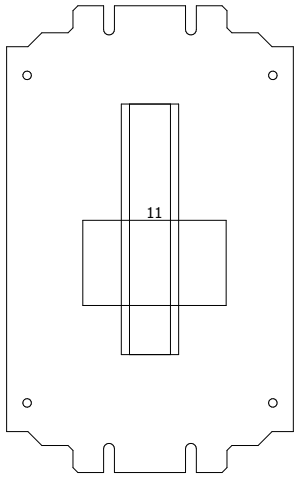

1

=V1PZ1PF6+.UC66/1

			Date	9/21/2022	Volvo Trucks North America	Valiant TMS	Layout UC65 SL Internal View	Drawing name: =2V03&EFS-EL	= V1PZ1PF5	
			Ed.	MKLEPADLO					+ V1UC65	
			Appr		P6700 Underbody Floor Skin - Cell 2V03	Scale 1:3		Document type: ELU	Project nr: 22-16151	Page 2
Modification	Date	Name	Original		Replacement of / Replaced by					1721

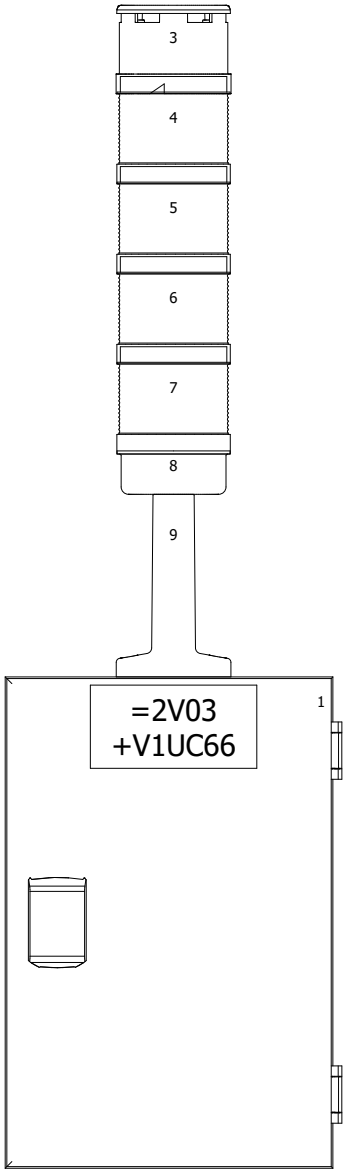

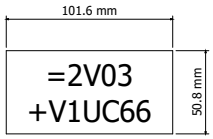

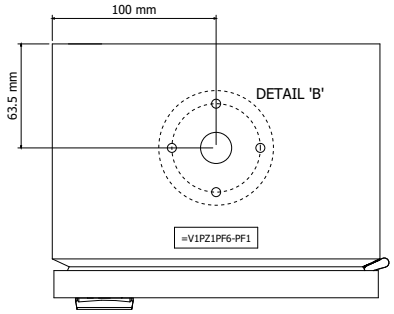

Top View
of Enclosure

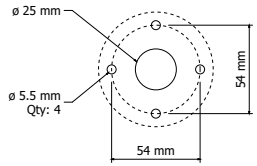

DETAIL 'B'
ABB Stack light
K70 series

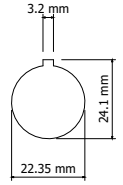

DETAIL 'A'
1-1/8" Receptacle

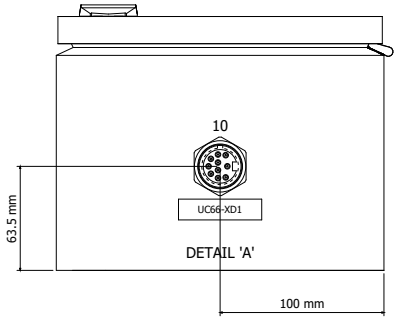

Buttom View
of Enclosure

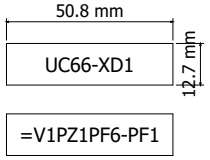

=V1PZ1PF5+.UC65/2

2

			Date	9/21/2022	Volvo Trucks North America		Valiant TMS	Layout UC66 SL External View	Drawing name: =2V03&EFS-EL	= V1PZ1PF6
			Ed.	MKLEPADLO						+ V1UC66
			Appr		P6700 Underbody Floor Skin - Cell 2V03		Scale 1:3		Document type: ELU	Project nr: 22-16151
Modification	Date	Name	Original		Replacement of	Replaced by				Page 1 / 1721

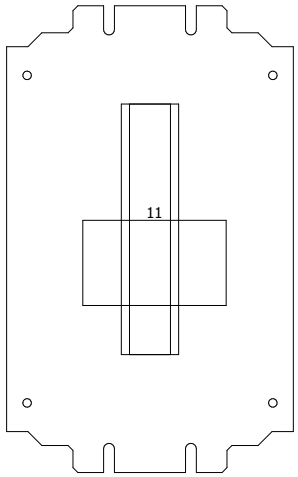

1

=V1PZ1PF7+.UC67/1

			Date	9/21/2022	Volvo Trucks North America	Valiant TMS	Layout UC66 SL Internal View	Drawing name: =2V03&EFS-EL	= V1PZ1PF6	
			Ed.	MKLEPADLO					+ V1UC66	
			Appr		P6700 Underbody Floor Skin - Cell 2V03	Scale 1:3		Document type: ELU	Project nr: 22-16151	Page 2
Modification	Date	Name	Original		Replacement of / Replaced by					1721

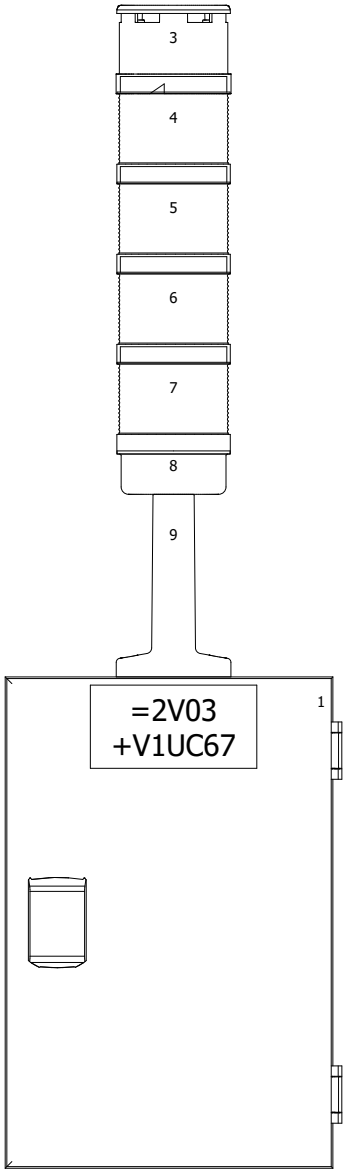

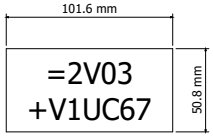

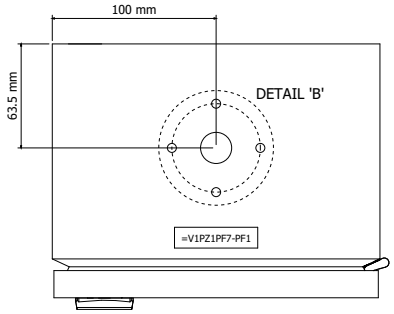

Top View
of Enclosure

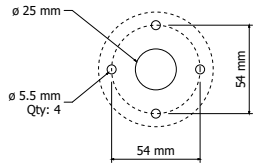

DETAIL 'B'
ABB Stack light
K70 series

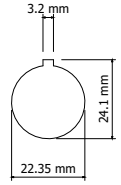

DETAIL 'A'
1-1/8" Receptacle

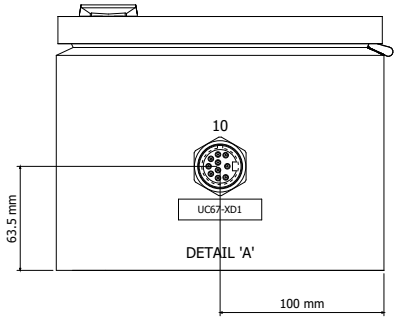

Buttom View
of Enclosure

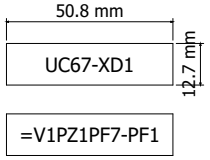

=V1PZ1PF6+.UC66/2

2

			Date	9/21/2022	Volvo Trucks North America	Valiant TMS	Layout UC67 SL External View	Drawing name: =2V03&EFS-EL	= V1PZ1PF7 + V1UC67
			Ed.	MKLEPADLO					
			Appr		P6700 Underbody Floor Skin - Cell 2V03	Scale 1:3		Document type: ELU	Project nr: 22-16151
Modification	Date	Name	Original		Replacement of / Replaced by				Page 1 / 1721

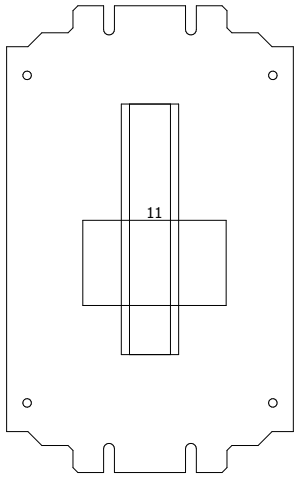

1

=V1PZ1PF8+.UC68/1

			Date	9/21/2022	Volvo Trucks North America	Valiant TMS	Layout UC67 SL Internal View	Drawing name: =2V03&EFS-EL	= V1PZ1PF7	
			Ed.	MKLEPADLO					+ V1UC67	
			Appr		P6700 Underbody Floor Skin - Cell 2V03	Scale 1:3		Document type: ELU	Project nr: 22-16151	Page 2
Modification	Date	Name	Original		Replacement of / Replaced by					1721

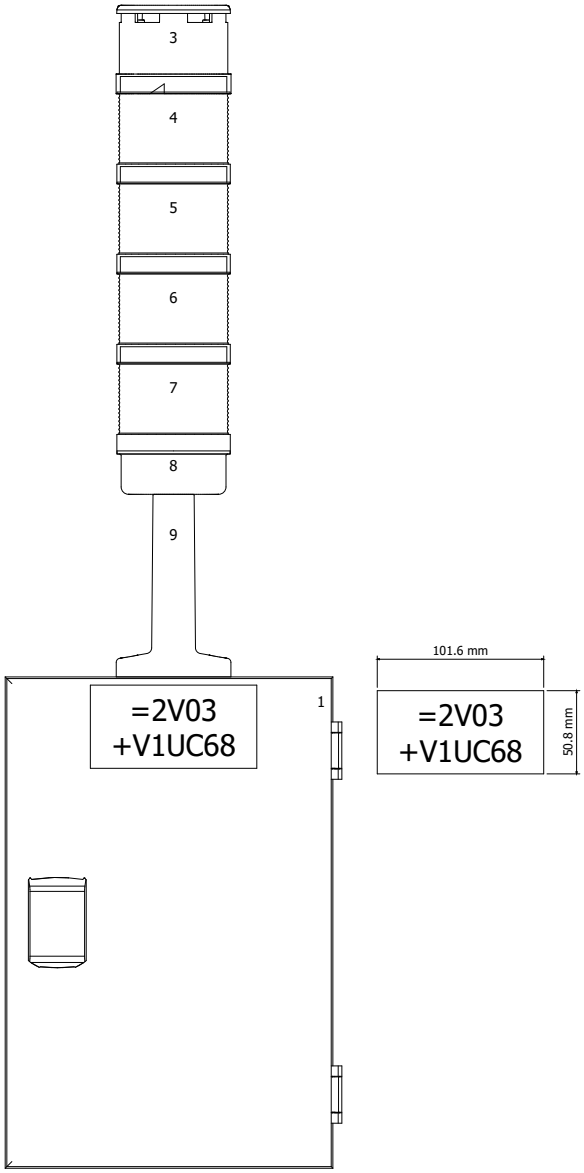

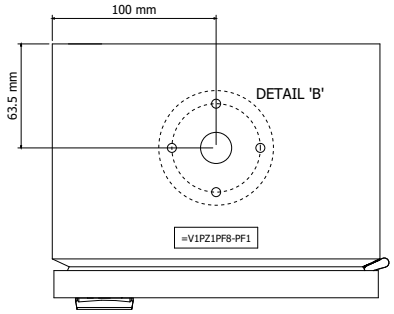

Top View
of Enclosure

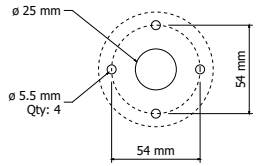

DETAIL 'B'
ABB Stack light
K70 series

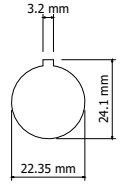

DETAIL 'A'
1-1/8" Receptacle

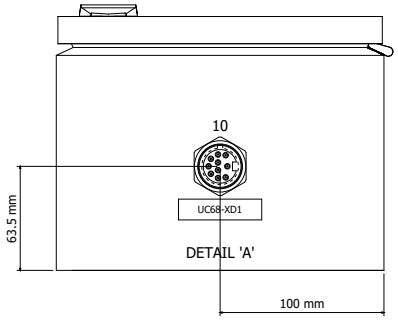

Buttom View
of Enclosure

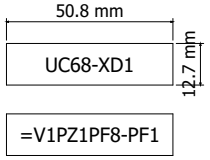

=V1PZ1PF7+.UC67/2

2

			Date	9/21/2022	Volvo Trucks North America	Valiant TMS	Layout UC68 SL External View	Drawing name: =2V03&EFS-EL	= V1PZ1PF8 + V1UC68
			Ed.	MKLEPADLO					
			Appr		P6700 Underbody Floor Skin - Cell 2V03	Scale 1:3		Document type: ELU	Project nr: 22-16151
Modification	Date	Name	Original		Replacement of / Replaced by				Page 1 / 1721

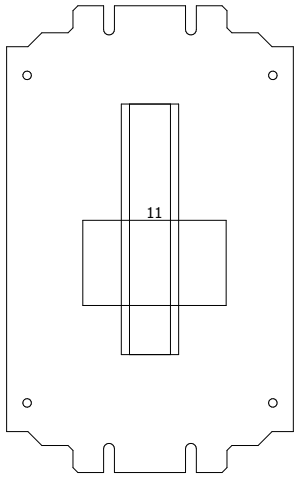

1

=V1PZ1PF9+.UC69/1

			Date	9/21/2022	Volvo Trucks North America	Valiant TMS	Layout UC68 SL Internal View	Drawing name: =2V03&EFS-EL	= V1PZ1PF8	
			Ed.	MKLEPADLO					+ V1UC68	
			Appr		P6700 Underbody Floor Skin - Cell 2V03	Scale 1:3		Document type: ELU	Project nr: 22-16151	Page 2
Modification	Date	Name	Original		Replacement of / Replaced by					1721

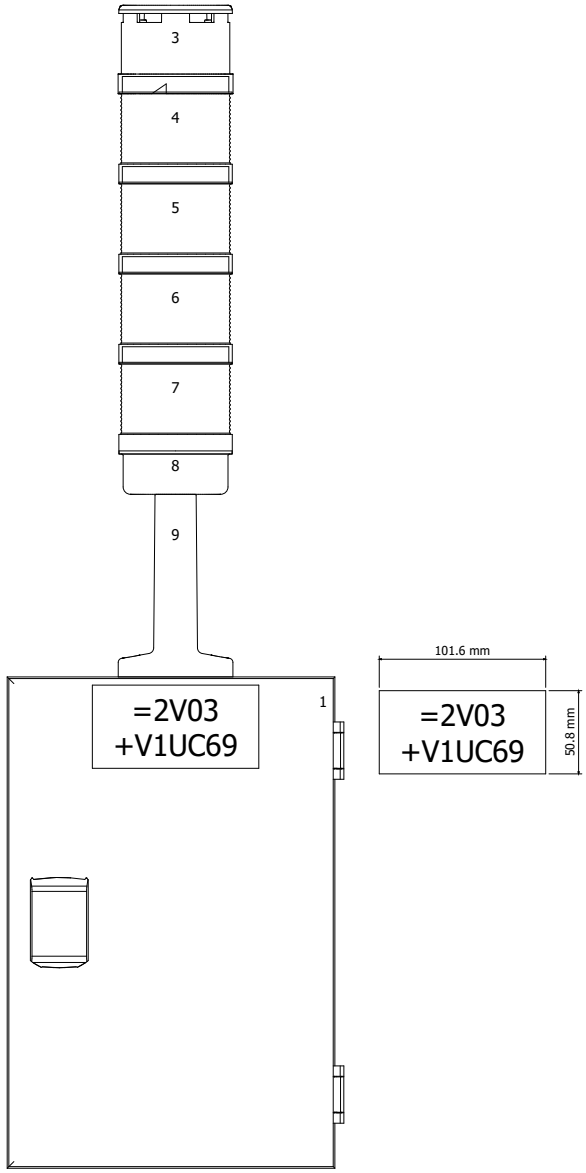

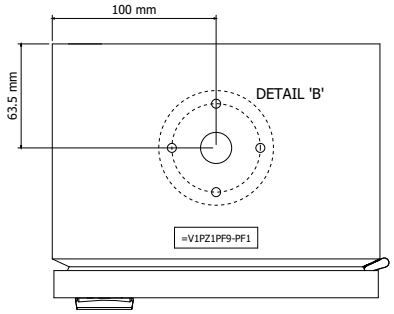

Top View
of Enclosure

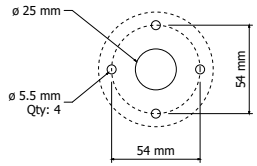

DETAIL 'B'
ABB Stack light
K70 series

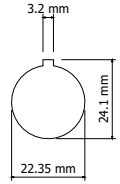

DETAIL 'A'
1-1/8" Receptacle

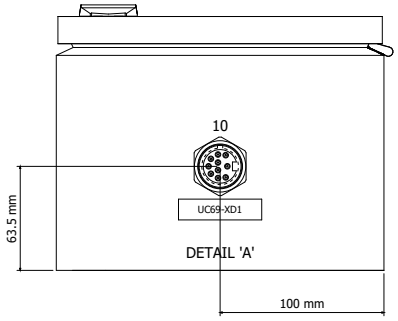

Buttom View
of Enclosure

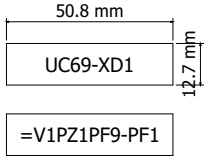

=V1PZ1PF8+.UC68/2

2

			Date	9/21/2022	Volvo Trucks North America		Valiant TMS	Layout UC69 SL External View	Drawing name: =2V03&EFS-EL	= V1PZ1PF9 + V1UC69
			Ed.	MKLEPADLO						
			Appr		P6700 Underbody Floor Skin - Cell 2V03		Scale 1:3		Document type: ELU	Project nr: 22-16151
Modification	Date	Name	Original		Replacement of	Replaced by				Page 1 / 1721

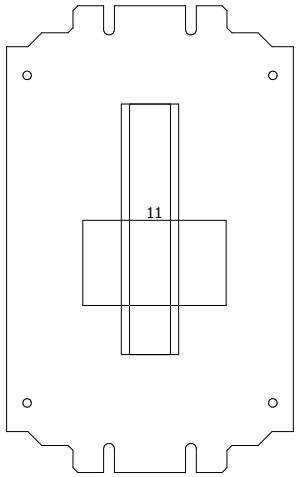

1

=V1SF0PG1+.UC32/1

			Date	9/21/2022	Volvo Trucks North America	Valiant TMS	Layout UC69 SL Internal View	Drawing name: =2V03&EFS-EL	= V1PZ1PF9	
			Ed.	MKLEPADLO					+ V1UC69	
			Appr		P6700 Underbody Floor Skin - Cell 2V03	Scale 1:3		Document type: ELU	Project nr: 22-16151	Page 2
Modification	Date	Name	Original		Replacement of / Replaced by					1721

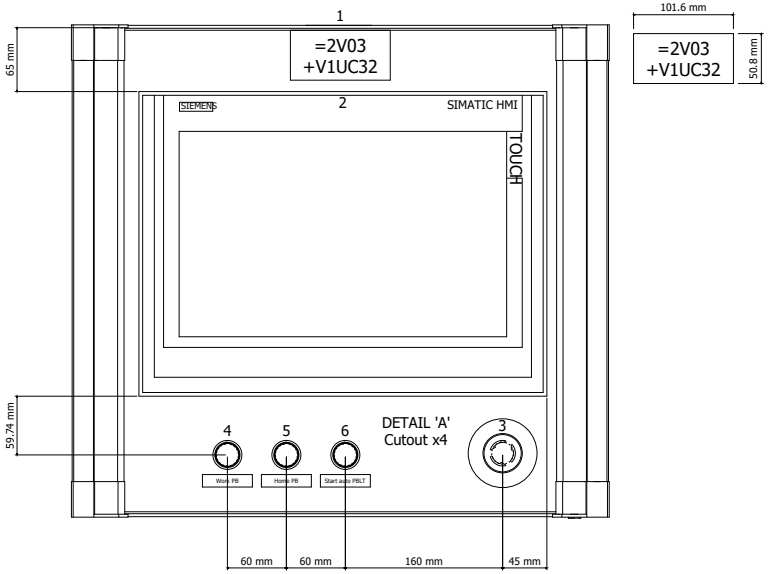

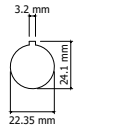

DETAIL 'A'
7/8" Receptacle,
Pushbutton and E-stop

DETAIL 'B'
M12 Profinet Receptacle

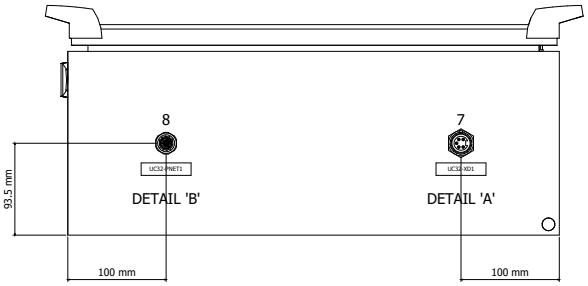

Buttom View
of Enclosure

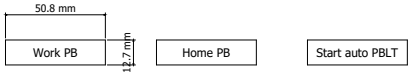

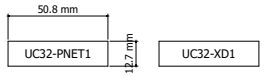

Enclosure panel shall be finished in RAL 7035 Light Grey paint.

=V1PZ1PF9+.UC69/2

2

			Date	9/21/2022	Volvo Trucks North America	Valiant TMS	Layout UC32 SOP External View	Drawing name: =2V03&EFS-EL	= V1SF0PG1	
			Ed.	MKLEPADLO					+ V1UC32	
			Appr		P6700 Underbody Floor Skin - Cell 2V03			Document type: ELU	Project nr: 22-16151	Page 1
Modification	Date	Name	Original		Replacement of / Replaced by	Scale 1:5				1721

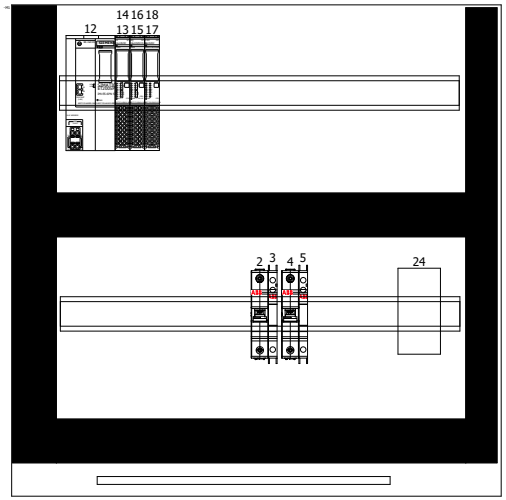

1

=V1SF0PG2+.UC33/1

			Date	9/21/2022	Volvo Trucks North America		Valiant TMS	Layout UC32 SOP Internal View	Drawing name: =2V03&EFS-EL	= V1SF0PG1
			Ed.	MKLEPADLO						+ V1UC32
			Appr		P6700 Underbody Floor Skin - Cell 2V03				Document type: ELU	Project nr: 22-16151
Modification	Date	Name	Original		Replacement of	Replaced by	Scale 1:5			Page 2 / 1721

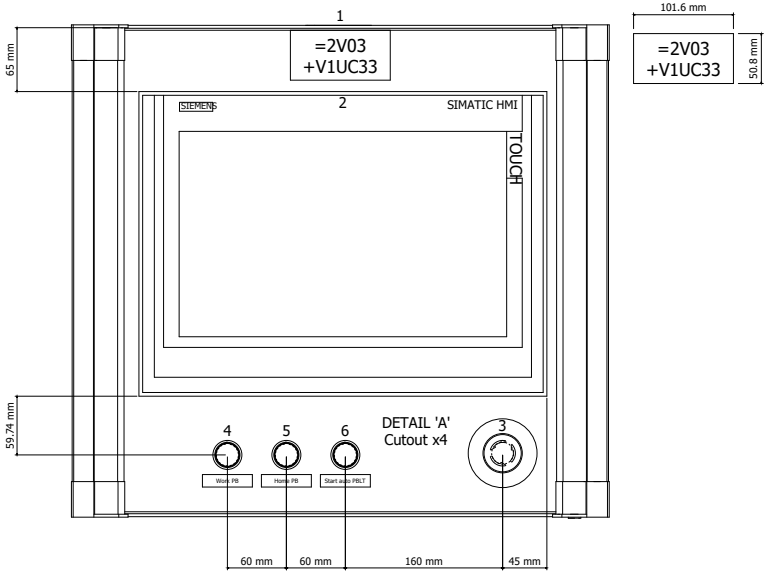

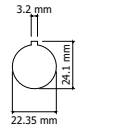

DETAIL 'A'
7/8" Receptacle,
Pushbutton and E-stop

DETAIL 'B'
M12 Profinet Receptacle

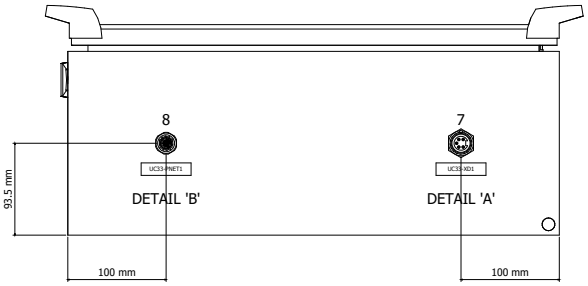

Buttom View
of Enclosure

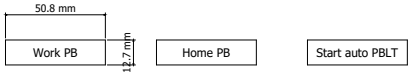

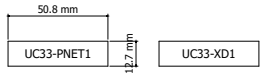

Enclosure panel shall be finished in RAL 7035 Light Grey paint.

=V1SF0PG1+.UC32/2

2

			Date	9/21/2022	Volvo Trucks North America	Valiant TMS	Layout UC33 SOP External View	Drawing name: =2V03&EFS-EL	= V1SF0PG2	
			Ed.	MKLEPADLO					+ V1UC33	
			Appr		P6700 Underbody Floor Skin - Cell 2V03	Scale 1:5		Document type: ELU	Project nr: 22-16151	Page 1
Modification	Date	Name	Original		Replacement of / Replaced by					1721

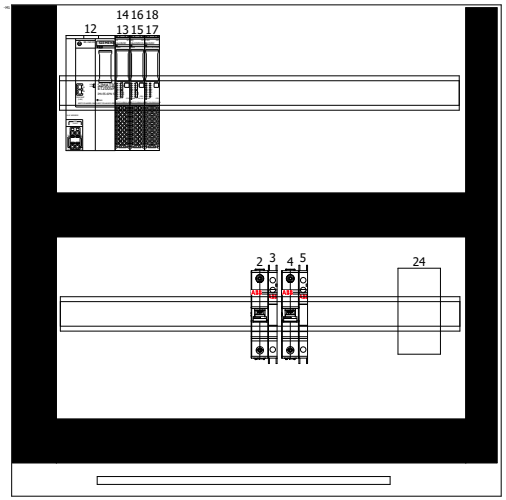

1

=V1SF0PG3+.UC51/1

			Date	9/21/2022	Volvo Trucks North America		Valiant TMS	Layout UC33 SOP Internal View	Drawing name: =2V03&EFS-EL	= V1SF0PG2	
			Ed.	MKLEPADLO						+ V1UC33	
			Appr		P6700 Underbody Floor Skin - Cell 2V03		Scale 1:5		Document type: ELU	Project nr: 22-16151	Page 2
Modification	Date	Name	Original		Replacement of	Replaced by					1721

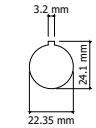

DETAIL 'A'
7/8" Receptacle

DETAIL 'B'
M12 Profinet Receptacle

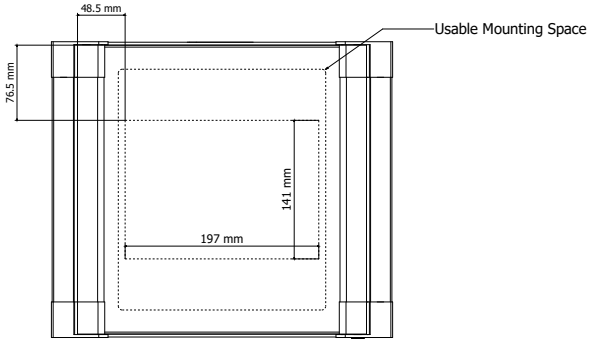

(Cutout measured from edge of removable mounting plate)

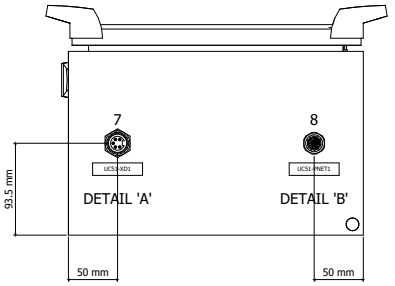

Buttom View
of Enclosure

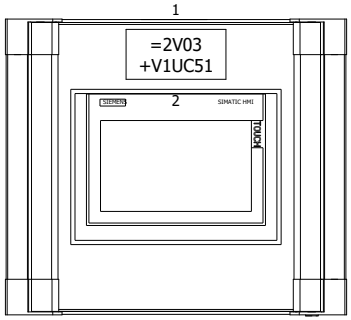

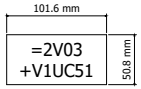

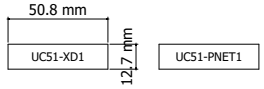

Enclosure panel shall be finished in RAL 7035 Light Grey paint.

=V1SF0PG2+.UC33/2

=V1SF0SF1+.UC71/1

			Date	9/21/2022	Volvo Trucks North America	Valiant TMS	Layout UC51 OD External View	Drawing name: =2V03&EFS-EL	= V1SF0PG3	
			Ed.	MKLEPADLO					+ V1UC51	
			Appr		P6700 Underbody Floor Skin - Cell 2V03			Document type: ELU	Project nr: 22-16151	Page 1
Modification	Date	Name	Original		Replacement of / Replaced by	Scale 1:5				1721

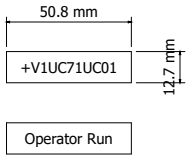

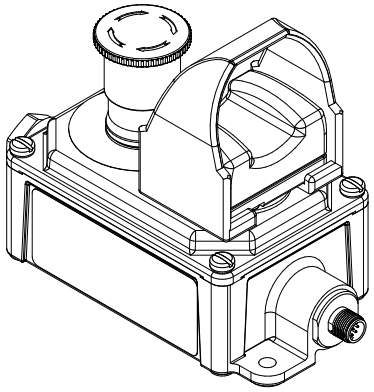

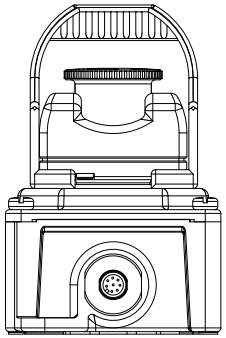

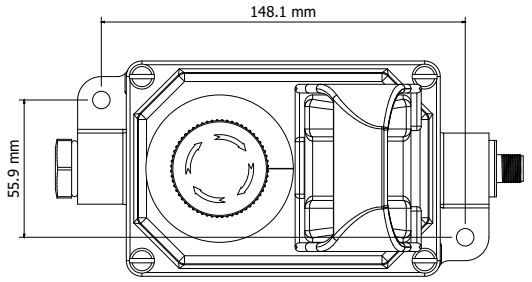

=V1SF0PG3+.UC51/1

=V1SF0SF2+.UC72/1

			Date	9/21/2022	Volvo Trucks North America		Valiant TMS	Layout UC71 RB External View	Drawing name: =2V03&EFS-EL	= V1SF0SF1	
			Ed.	MKLEPADLO						+ V1UC71	
			Appr		P6700 Underbody Floor Skin - Cell 2V03				Document type: ELU	Project nr: 22-16151	Page 1
Modification	Date	Name	Original		Replacement of	Replaced by	Scale 1:2				1721

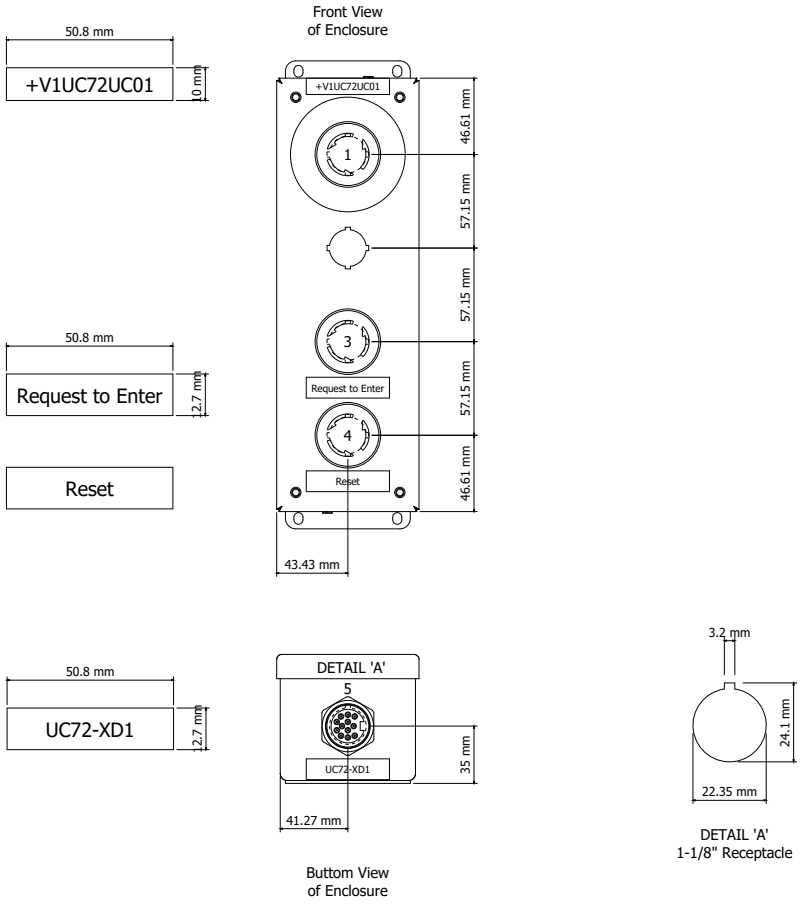

Enclosure panel shall be finished in RAL 7035 Light Grey paint.

=V1SF0SF1+.UC71/1

=V1SF0SF3+.UC73/1

			Date	9/21/2022	Volvo Trucks North America		Valiant TMS	Layout UC72 RB External View	Drawing name: =2V03&EFS-EL	= V1SF0SF2 + V1UC72
			Ed.	MKLEPADLO						
			Appr		P6700 Underbody Floor Skin - Cell 2V03		Scale 1:3		Document type: ELU	Project nr: 22-16151
Modification	Date	Name	Original		Replacement of	Replaced by				Page 1 / 1721

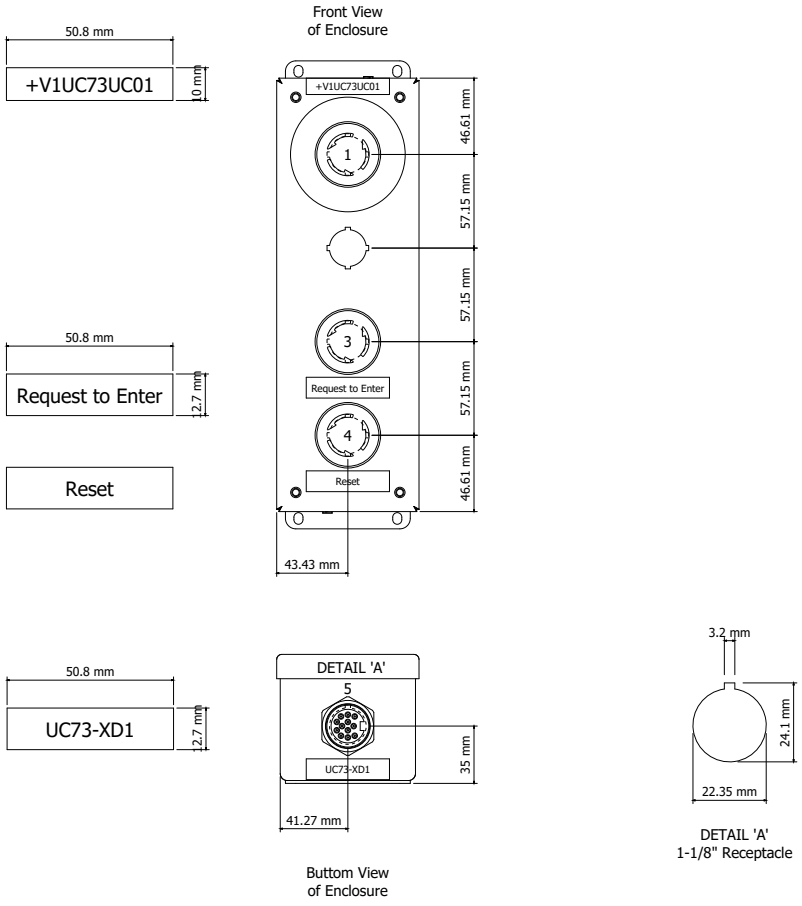

Enclosure panel shall be finished in RAL 7035 Light Grey paint.

=V1SF0SF2+.UC72/1

=V1SF0SF4+.UC74/1

			Date	9/21/2022	Volvo Trucks North America		Valiant TMS	Layout UC73 RB External View	Drawing name: =2V03&EFS-EL	= V1SF0SF3 + V1UC73
			Ed.	MKLEPADLO						
			Appr		P6700 Underbody Floor Skin - Cell 2V03		Scale 1:3		Document type: ELU	Project nr: 22-16151
Modification	Date	Name	Original		Replacement of	Replaced by				Page 1 / 1721

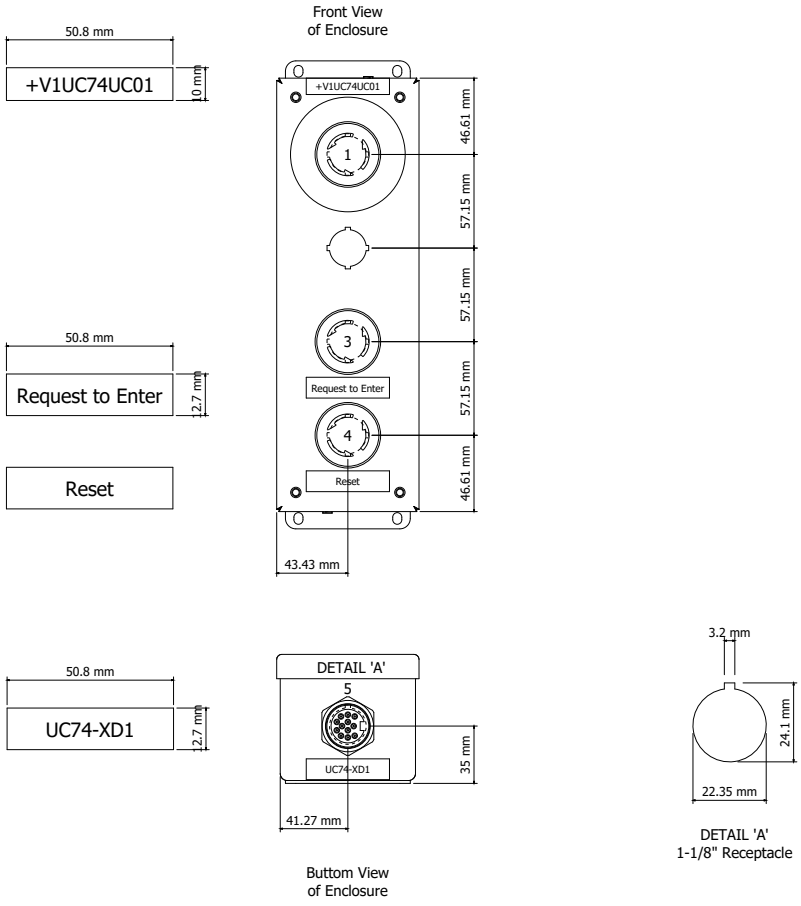

Enclosure panel shall be finished in RAL 7035 Light Grey paint.

=V1SF0SF3+.UC73/1

=V1SF0SF5+.UC75/1

			Date	9/21/2022	Volvo Trucks North America		Valiant TMS	Layout UC74 RB External View	Drawing name: =2V03&EFS-EL	= V1SF0SF4 + V1UC74
			Ed.	MKLEPADLO						
			Appr		P6700 Underbody Floor Skin - Cell 2V03		Scale 1:3		Document type: ELU	Project nr: 22-16151
Modification	Date	Name	Original		Replacement of	Replaced by				Page 1 / 1721

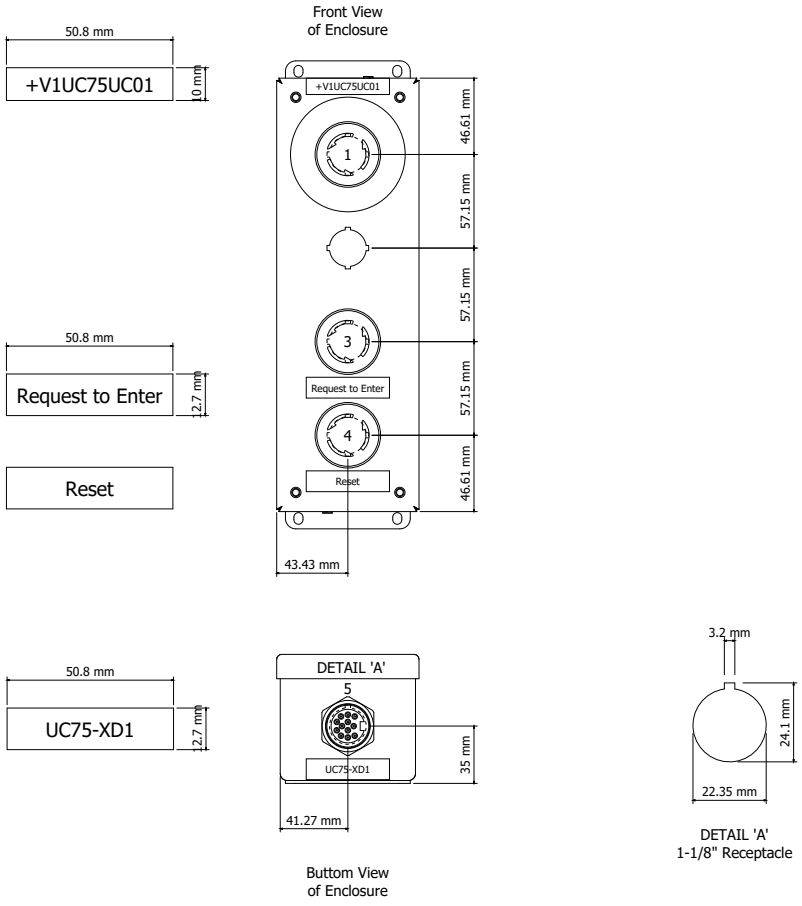

Enclosure panel shall be finished in RAL 7035 Light Grey paint.

=V1SF0SF4+.UC74/1

=V1SF0SF6+.UC76/1

			Date	9/21/2022	Volvo Trucks North America		Valiant TMS	Layout UC75 RB External View	Drawing name: =2V03&EFS-EL	= V1SF0SF5 + V1UC75
			Ed.	MKLEPADLO						
			Appr		P6700 Underbody Floor Skin - Cell 2V03		Scale 1:3		Document type: ELU	Project nr: 22-16151
Modification	Date	Name	Original		Replacement of	Replaced by				Page 1 / 1721

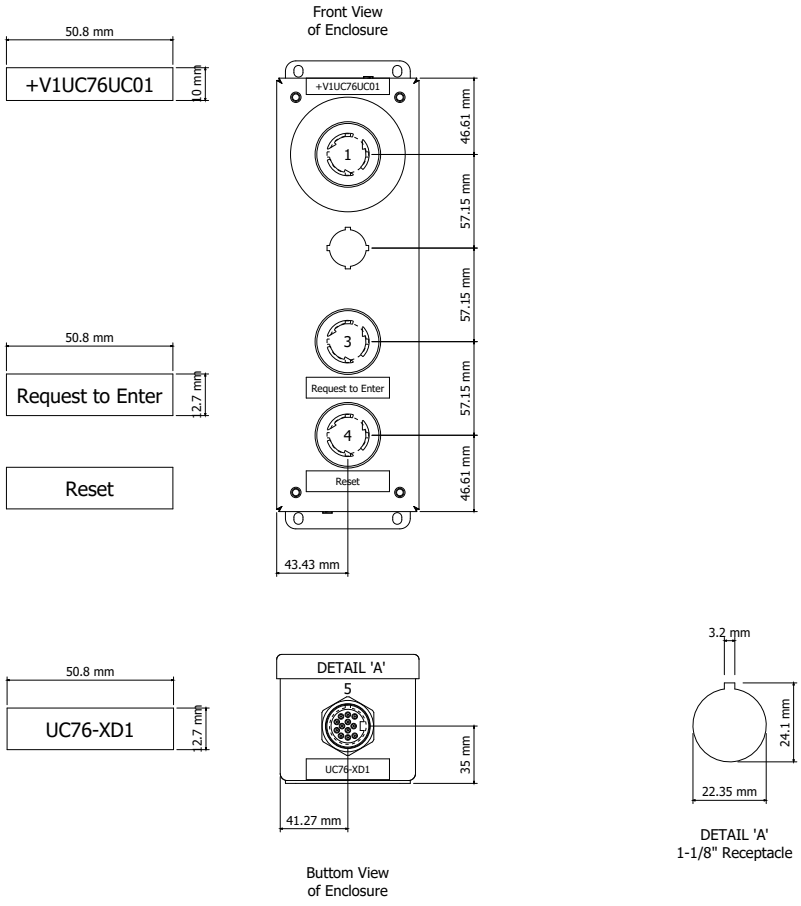

Enclosure panel shall be finished in RAL 7035 Light Grey paint.

=V1SF0SF5+.UC75/1

=V1SF0SF7+.UC77/1

			Date	9/21/2022	Volvo Trucks North America		Valiant TMS	Layout UC76 RB External View	Drawing name: =2V03&EFS-EL	= V1SF0SF6 + V1UC76
			Ed.	MKLEPADLO						
			Appr		P6700 Underbody Floor Skin - Cell 2V03		Scale 1:3		Document type: ELU	Project nr: 22-16151
Modification	Date	Name	Original		Replacement of	Replaced by				Page 1 / 1721

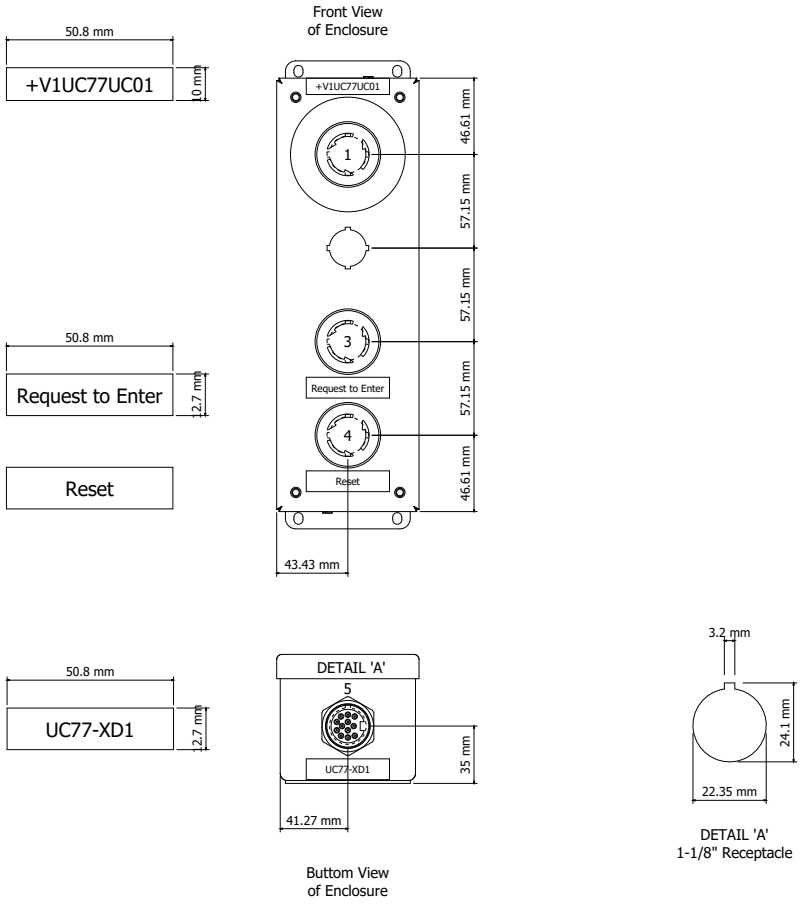

Enclosure panel shall be finished in RAL 7035 Light Grey paint.

=V1SF0SF6+.UC76/1 =V1SF0SF8+.UC78/1

			Date	9/21/2022	Volvo Trucks North America		Valiant TMS	Layout UC77 RB External View	Drawing name: =2V03&EFS-EL	= V1SF0SF7 + V1UC77
			Ed.	MKLEPADLO						
			Appr		P6700 Underbody Floor Skin - Cell 2V03		Scale 1:3		Document type: ELU	Project nr: 22-16151
Modification	Date	Name	Original		Replacement of	Replaced by				Page 1 / 1721

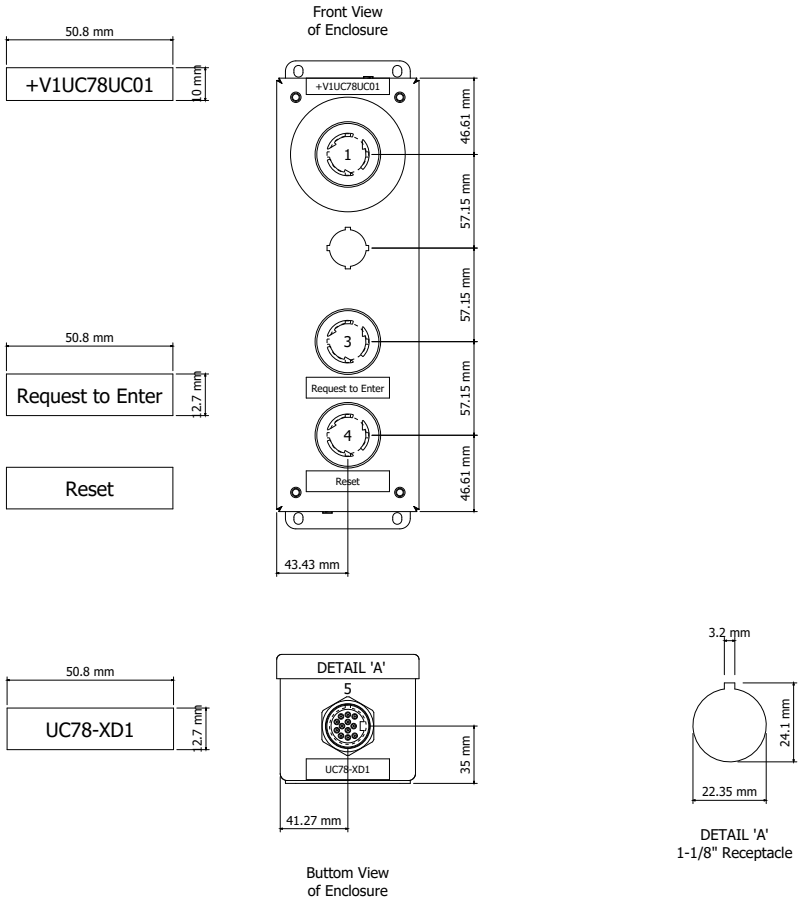

Enclosure panel shall be finished in RAL 7035 Light Grey paint.

=V1SF0SF7+.UC77/1

=V1SF0SF9+.UC79/1

			Date	9/21/2022	Volvo Trucks North America		Valiant TMS	Layout UC78 RB External View	Drawing name: =2V03&EFS-EL	= V1SF0SF8 + V1UC78
			Ed.	MKLEPADLO						
			Appr		P6700 Underbody Floor Skin - Cell 2V03		Scale 1:3		Document type: ELU	Project nr: 22-16151
Modification	Date	Name	Original		Replacement of	Replaced by				Page 1 / 1721

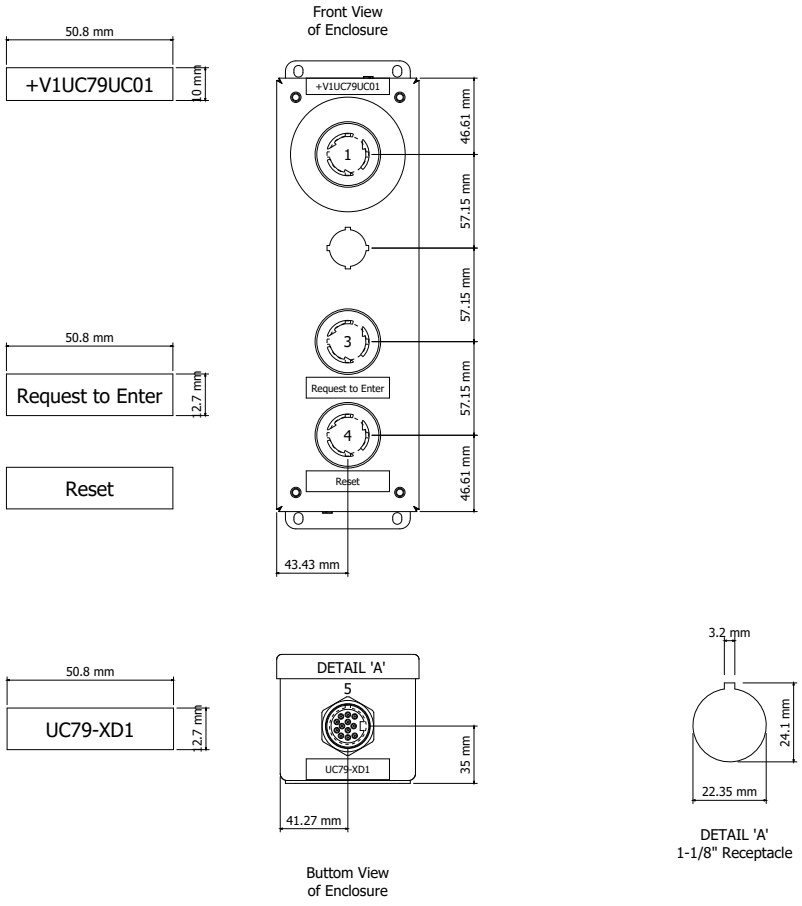

Enclosure panel shall be finished in RAL 7035 Light Grey paint.

=V1SF0SF8+.UC78/1

=V1UC11+.UC11/1

			Date	9/21/2022	Volvo Trucks North America		Valiant TMS	Layout UC79 RB External View	Drawing name: =2V03&EFS-EL	= V1SF0SF9
			Ed.	MKLEPADLO						+ V1UC79
			Appr		P6700 Underbody Floor Skin - Cell 2V03				Document type: ELU	Project nr: 22-16151
Modification	Date	Name	Original		Replacement of	Replaced by	Scale 1:3			Page 1 / 1721

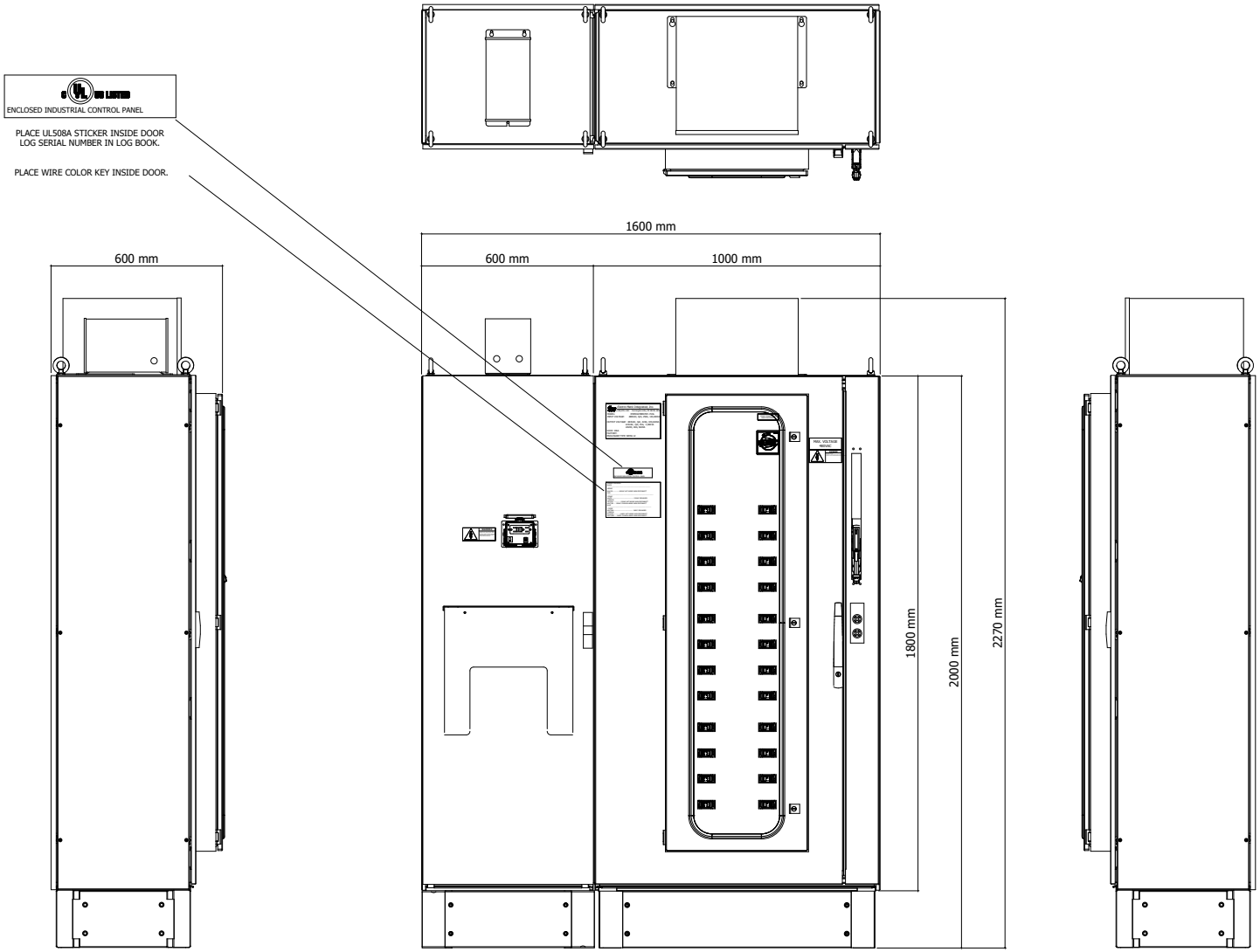

=V1SF0SF9+.UC79/1

2

			Date	9/21/2022	Volvo Trucks North America	Valiant TMS	Layout UC11 PDP External View	Drawing name: =2V03&EFS-EL	= V1UC11	
			Ed.	MKLEPADLO					+ V1UC11	
			Appr		P6700 Underbody Floor Skin - Cell 2V03			Document type: ELU	Project nr: 22-16151	Page 1
Modification	Date	Name	Original		Replacement of	Replaced by	Scale 1:15			1721



1

=V1UC14+.UC14/1

			Date	9/21/2022	Volvo Trucks North America		Valiant TMS	Layout UC11 PDP Internal View	Drawing name: =2V03&EFS-EL	= V1UC11
			Ed.	MKLEPADLO						+ V1UC11
			Appr		P6700 Underbody Floor Skin - Cell 2V03				Document type: ELU	Project nr: 22-16151
Modification	Date	Name	Original		Replacement of	Replaced by	Scale 1:10			Page 2 / 1721

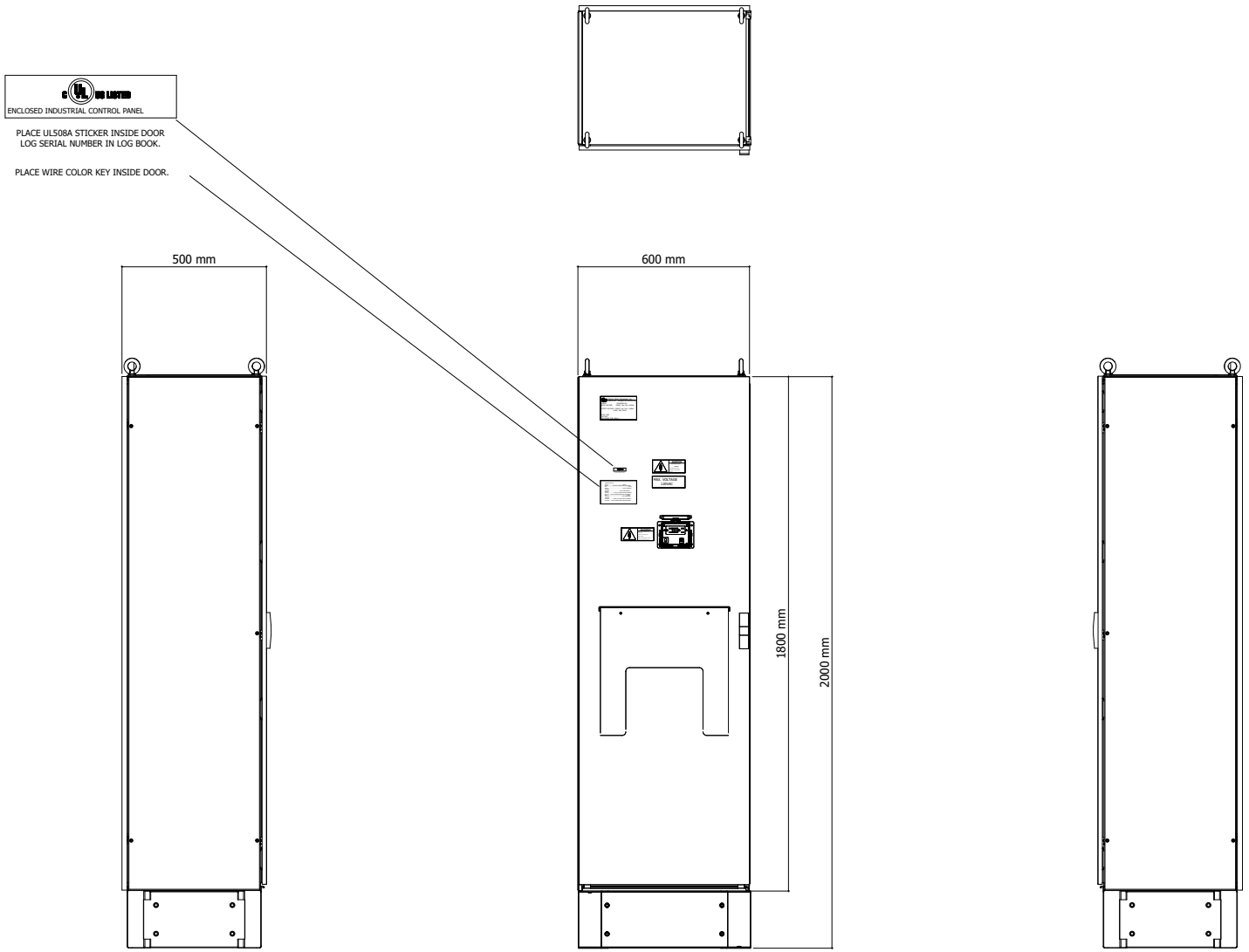

=V1UC11+.UC11/2

2

			Date	9/21/2022	Volvo Trucks North America	Valiant TMS	Layout UC14 RIO External View	Drawing name: =2V03&EFS-EL	= V1UC14	
			Ed.	MKLEPADLO					+ V1UC14	
			Appr		P6700 Underbody Floor Skin - Cell 2V03			Document type: ELU	Project nr: 22-16151	Page 1
Modification	Date	Name	Original		Replacement of	Replaced by	Scale 1:15			1721

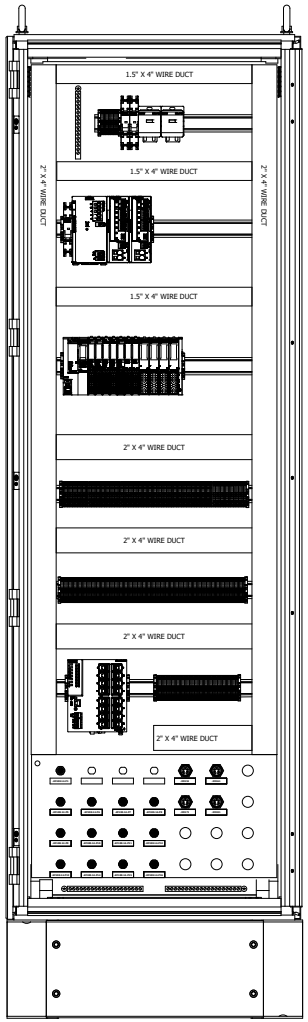

1

=V1UC15+.UC15/1

			Date	9/21/2022	Volvo Trucks North America		Valiant TMS	Layout UC14 RIO Internal Controls View	Drawing name: =2V03&EFS-EL	= V1UC14	
			Ed.	MKLEPADLO						+ V1UC14	
			Appr		P6700 Underbody Floor Skin - Cell 2V03				Document type: ELU	Project nr: 22-16151	Page 2
Modification	Date	Name	Original		Replacement of	Replaced by	Scale 1:10				1721

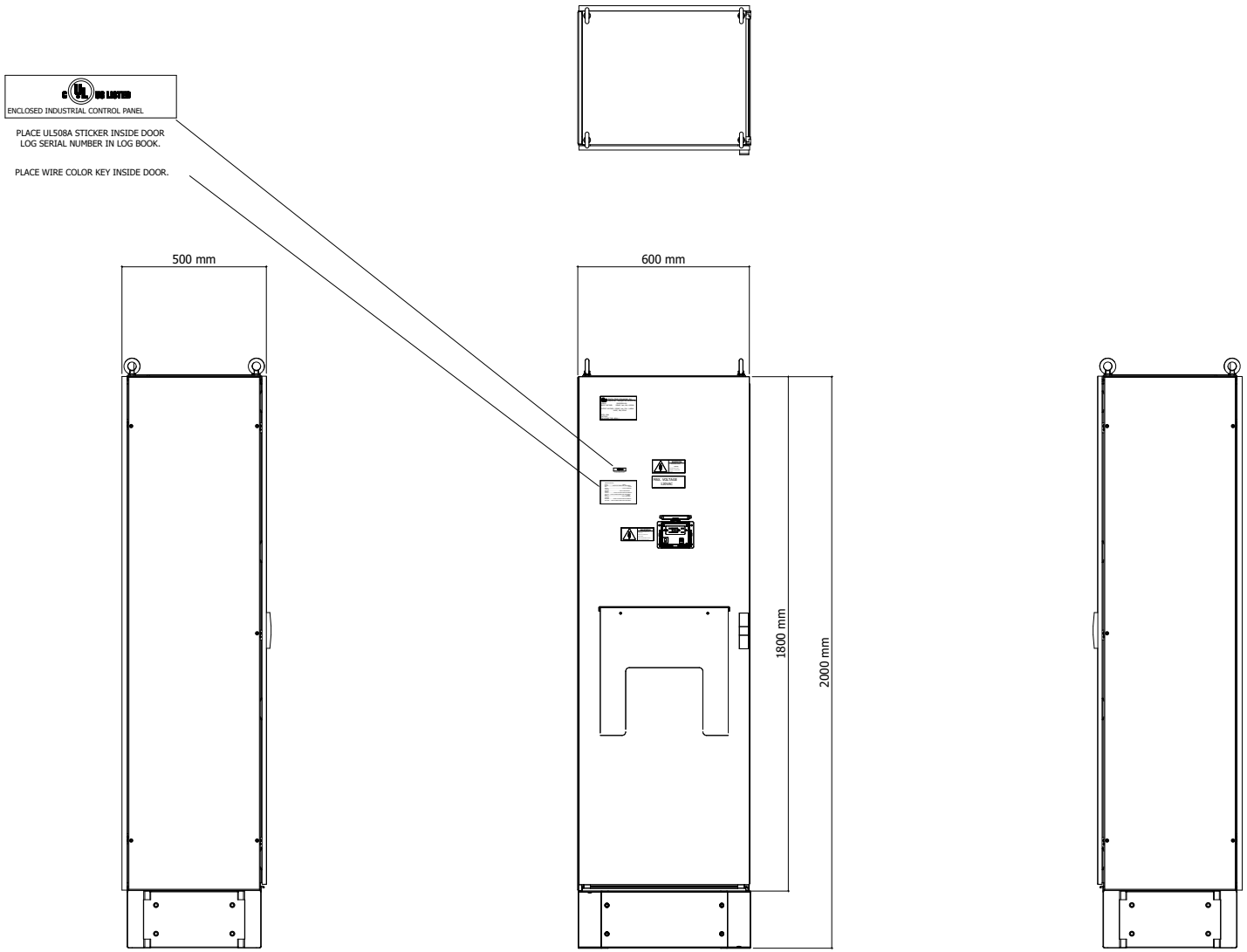

=V1UC14+.UC14/2

2

			Date	9/21/2022	Volvo Trucks North America	Valiant TMS	Layout UC15 RIO External View	Drawing name: =2V03&EFS-EL	= V1UC15	
			Ed.	MKLEPADLO					+ V1UC15	
			Appr		P6700 Underbody Floor Skin - Cell 2V03			Document type: ELU	Project nr: 22-16151	Page 1
Modification	Date	Name	Original		Replacement of	Replaced by	Scale 1:15			1721

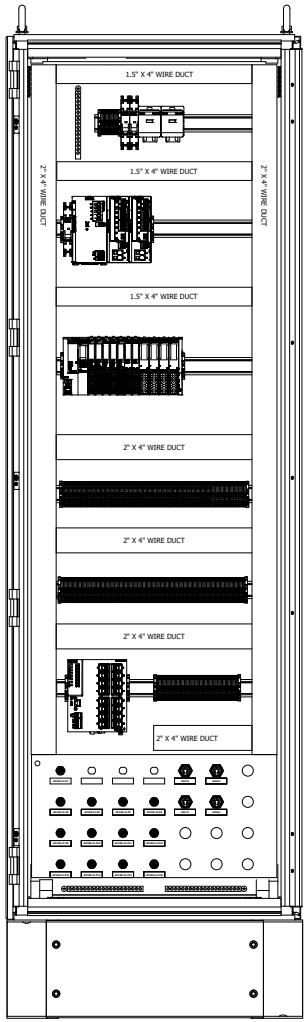

1

=V1UC46+.UC46/1

			Date	9/21/2022	Volvo Trucks North America		Valiant TMS	Layout UC15 RIO Internal Controls View	Drawing name: =2V03&EFS-EL	= V1UC15
			Ed.	MKLEPADLO						+ V1UC15
			Appr		P6700 Underbody Floor Skin - Cell 2V03				Document type: ELU	Project nr: 22-16151
Modification	Date	Name	Original		Replacement of	Replaced by	Scale 1:10			Page 2 / 1721

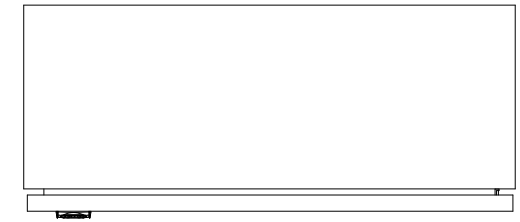

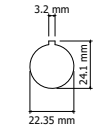

DETAIL 'A'
7/8" Receptacle

DETAIL 'B'
M12 Profinet Receptacle



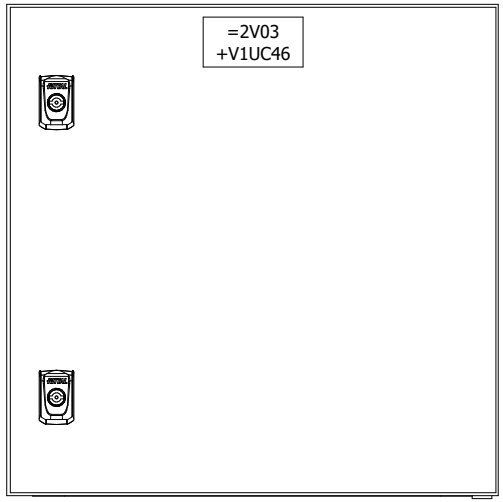

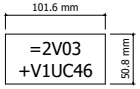



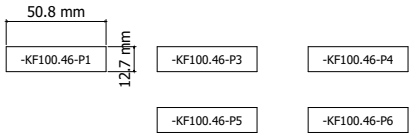

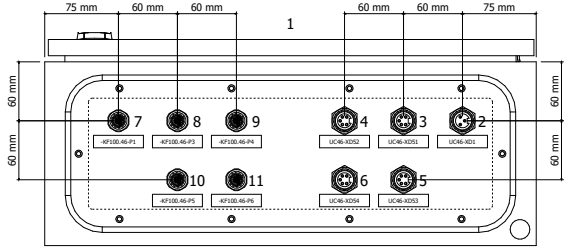

DETAIL 'B'
Cutout

DETAIL 'A'
Cutout

Buttom View
of Enclosure

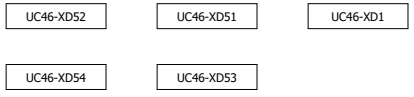

Enclosure panel shall be finished in RAL 7035 Light Grey paint.

=V1UC15+.UC15/2

2

			Date	9/21/2022	Volvo Trucks North America	Valiant TMS	Layout UC46 TT RIO External View	Drawing name: =2V03&EFS-EL	= V1UC46	
			Ed.	MKLEPADLO					+ V1UC46	
			Appr		P6700 Underbody Floor Skin - Cell 2V03			Document type: ELU	Project nr: 22-16151	Page 1
Modification	Date	Name	Original		Replacement of	Replaced by	Scale 1:5			1721

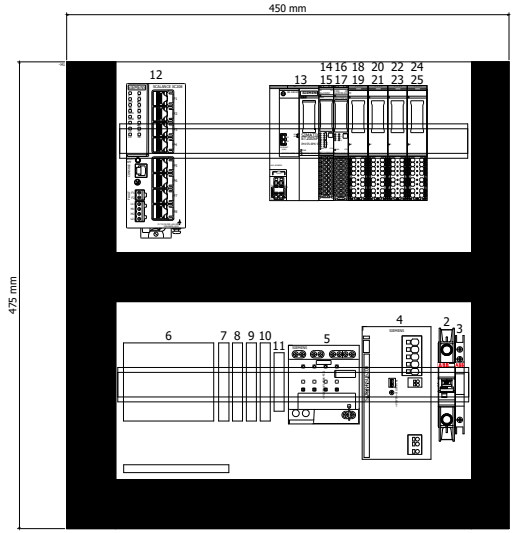

1

=V2PZ1PF1+V2UC61/1

			Date	11/14/2022	Volvo Trucks North America		Valiant TMS	Layout UC46 TT RIO Internal View	Drawing name: =2V03&EFS-EL	= V1UC46
			Ed.	KMAFFRE						+ V1UC46
			Appr		P6700 Underbody Floor Skin - Cell 2V03				Document type: ELU	Project nr: 22-16151
Modification	Date	Name	Original		Replacement of	Replaced by	Scale 1:5			Page 2 / 1721

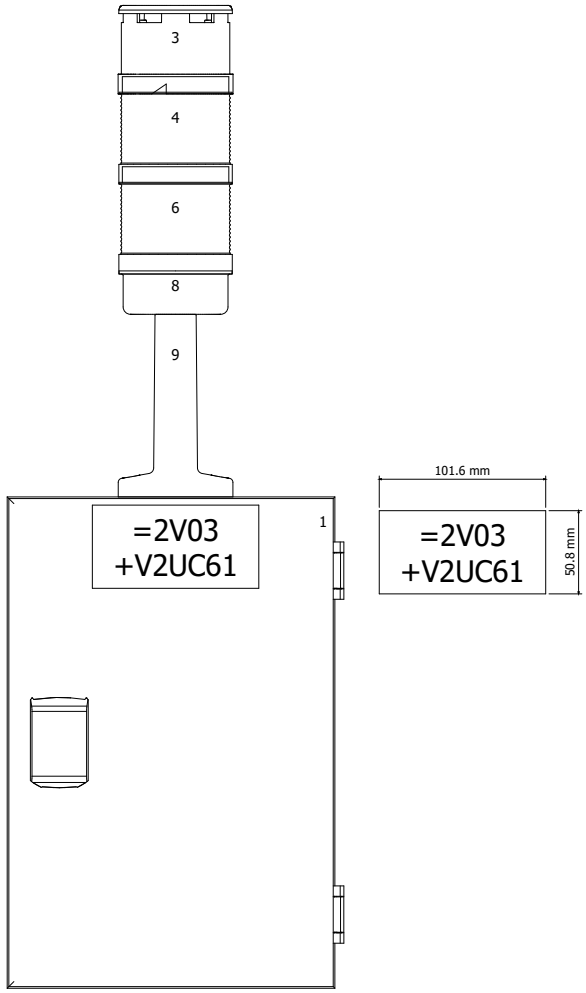

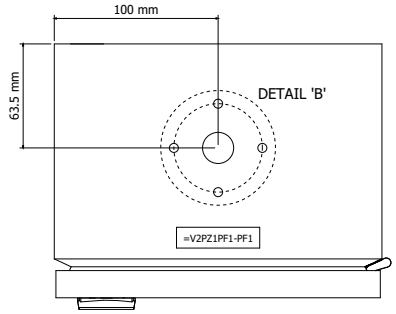

Top View
of Enclosure

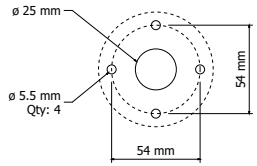

DETAIL 'B'
ABB Stack light
K70 series

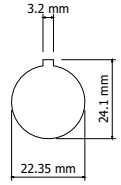

DETAIL 'A'
1-1/8" Receptacle

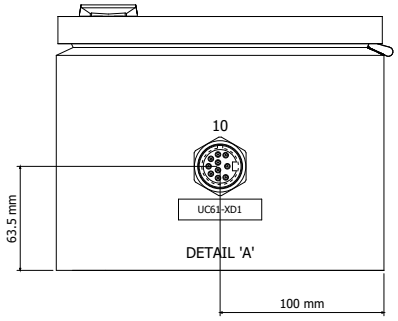

Buttom View
of Enclosure

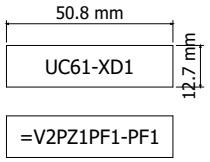

=V1UC46+V1UC46/2

2

			Date	12/1/2022	Volvo Trucks North America	Valiant TMS	Layout UC61 SL External View	Drawing name: =2V03&EFS-EL	= V2PZ1PF1 + V2UC61
			Ed.	KMAFFRE					
			Appr		P6700 Underbody Floor Skin - Cell 2V03	Scale 1:3		Document type: ELU	Project nr: 22-16151
Modification	Date	Name	Original		Replacement of / Replaced by				Page 1 / 1721

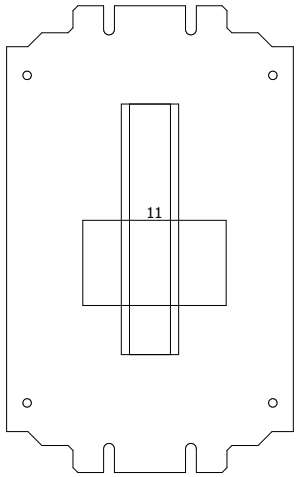

1

=V2UC14+.UC14/1

			Date	12/1/2022	Volvo Trucks North America	Valiant TMS	Layout UC61 SL Internal View	Drawing name: =2V03&EFS-EL	= V2PZ1PF1	
			Ed.	KMAFFRE					+ V2UC61	
			Appr		P6700 Underbody Floor Skin - Cell 2V03			Document type: ELU	Project nr: 22-16151	Page 2
Modification	Date	Name	Original		Replacement of / Replaced by	Scale 1:3				1721

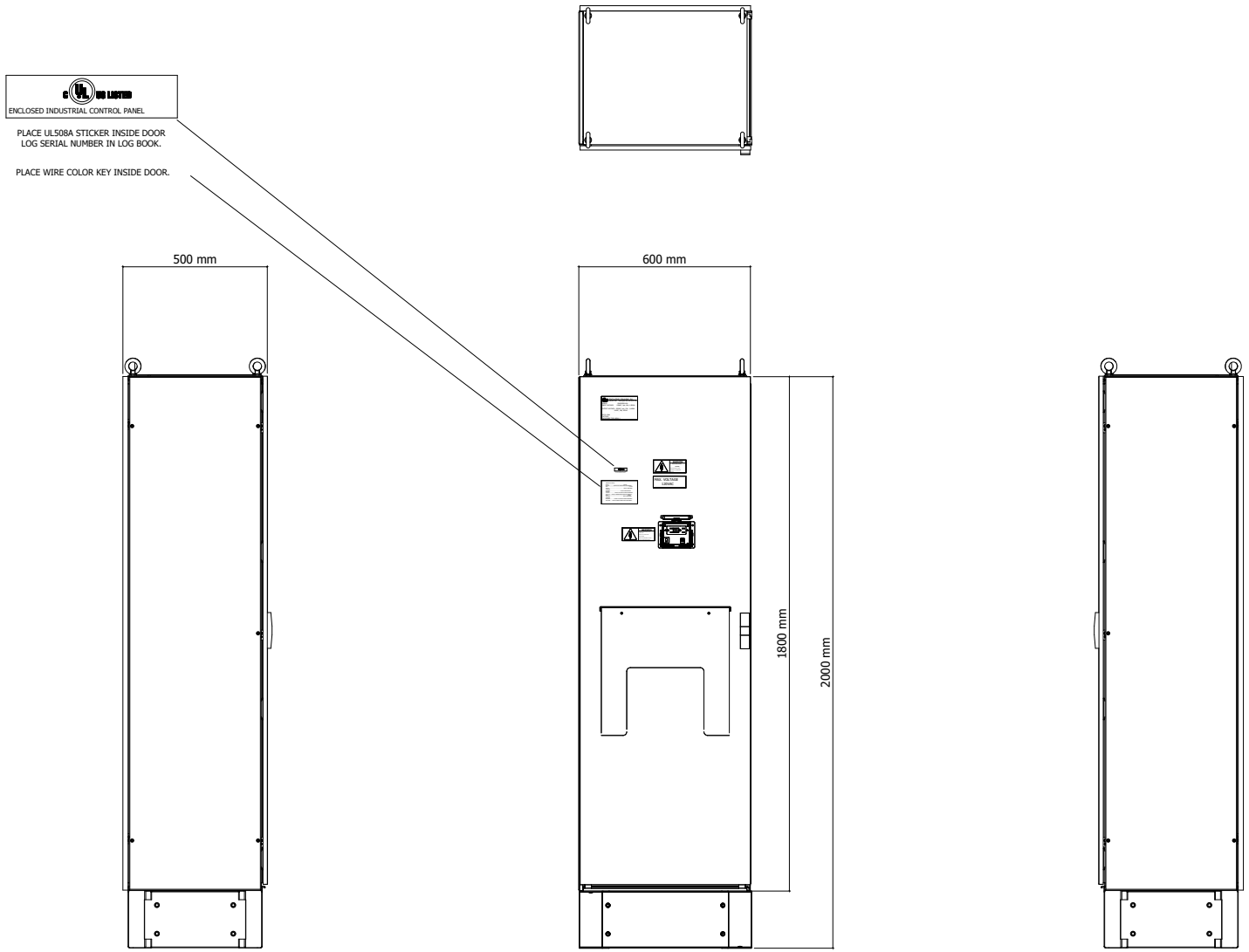

=V2PZ1PF1+.UC61/2

2

			Date	9/21/2022	Volvo Trucks North America		Valiant TMS	Layout UC14 RIO External View	Drawing name: =2V03&EFS-EL	= V2UC14	
			Ed.	MKLEPADLO						+ V2UC14	
			Appr		P6700 Underbody Floor Skin - Cell 2V03				Document type: ELU	Project nr: 22-16151	Page 1
Modification	Date	Name	Original		Replacement of	Replaced by	Scale 1:15				1721

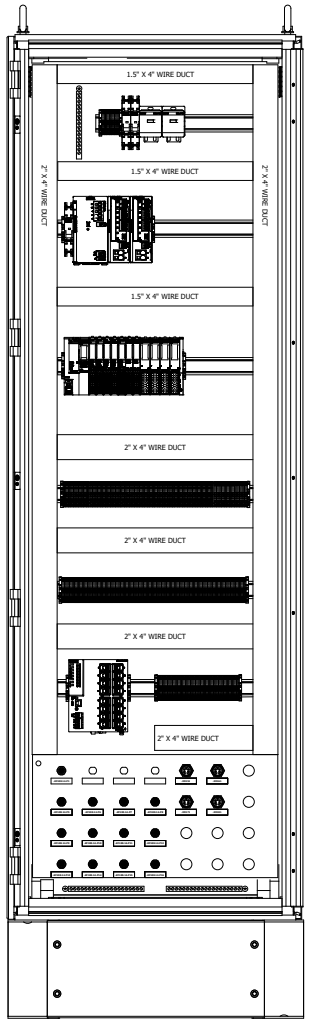

1

=V2UC46+.UC46/1

			Date	9/21/2022	Volvo Trucks North America		Valiant TMS	Layout UC14 RIO Internal Controls View	Drawing name: =2V03&EFS-EL	= V2UC14
			Ed.	MKLEPADLO						+ V2UC14
			Appr		P6700 Underbody Floor Skin - Cell 2V03		Scale 1:10		Document type: ELU	Project nr: 22-16151
Modification	Date	Name	Original		Replacement of	Replaced by				Page 2 / 1721



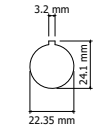

DETAIL 'A'
7/8" Receptacle

DETAIL 'B'
M12 Profinet Receptacle



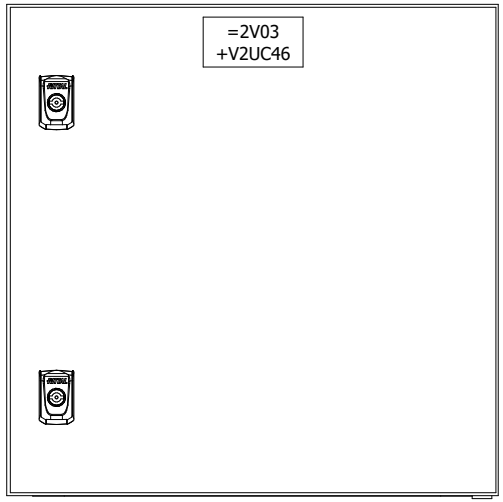

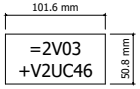



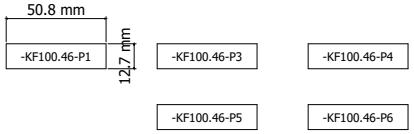

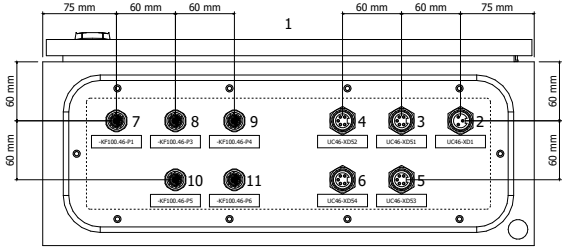

UC46-XD52 UC46-XD51 UC46-XD1

UC46-XD54 UC46-XD53

DETAIL 'B'
Cutout

DETAIL 'A'
Cutout

Buttom View
of Enclosure

Enclosure panel shall be finished in RAL 7035 Light Grey paint.

=V2UC14+.UC14/2

2

			Date	9/21/2022	Volvo Trucks North America	Valiant TMS	Layout UC46 TT RIO External View	Drawing name: =2V03&EFS-EL	= V2UC46 + V2UC46
			Ed.	MKLEPADLO					
			Appr		P6700 Underbody Floor Skin - Cell 2V03	Scale 1:5		Document type: ELU	Project nr: 22-16151
Modification	Date	Name	Original		Replacement of	Replaced by			Page 1 / 1721

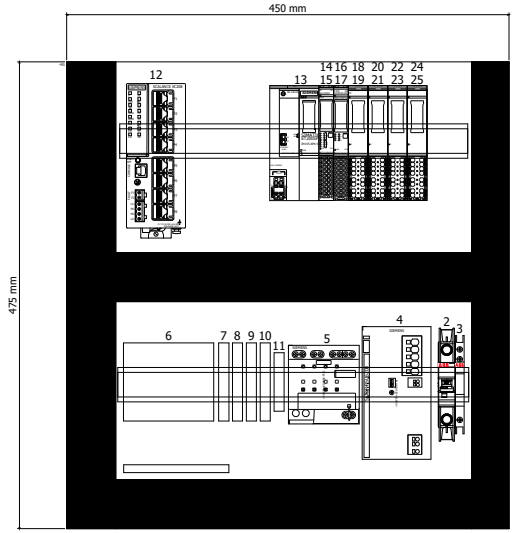

1

&EMA=KF0KF1+UC31/1

			Date	11/14/2022	Volvo Trucks North America		Valiant TMS	Layout UC46 TT RIO Internal View	Drawing name: =2V03&EFS-EL	= V2UC46
			Ed.	KMAFFRE						+ V2UC46
			Appr		P6700 Underbody Floor Skin - Cell 2V03				Document type: ELU	Project nr: 22-16151
Modification	Date	Name	Original		Replacement of	Replaced by	Scale 1:5			Page 2 / 1721

Cable diagram

F09_002_VLU

Cable name -KF100-P1			cable type PROFINET Cable					
remark			no. of conductors 4			cross-section 22		cable length
function text	Page / column	Target designation from	Connection point	conductor	Target designation to	Connection point	Page / column	function text
	&EFS/10.3	-KF100.31	P1		-KF99.31	P2	&EFS/10.1	

			Date	9/22/2022	Volvo Trucks North America	Valiant TMS	Cable diagram =KF0KF1+UC31-KF100-P1	Drawing name: =2V03&EFS-EL	= KF0KF1
			Ed.	MKLEPADLO					+ UC31
			Appr		P6700 Underbody Floor Skin - Cell 2V03			Document type: EMA	Project nr: 22-16151 Page 1
Modification	Date	Name	Original		Replacement of / Replaced by	Scale 1:1			1721

Cable diagram

F09_002_VLU

Cable name	-KF100.31-P6		cable type		PROFINET Cable			
remark			no. of conductors		4	cross-section	22	cable length
function text	Page / column	Target designation from	Connection point	conductor	Target designation to	Connection point	Page / column	function text
	&EFS/10.5	-KF100.31-P6			-KF100.31	P6	&EFS/10.4	

			Date	9/22/2022	Volvo Trucks North America	Valiant TMS	Cable diagram =KF0KF1+UC31-KF100.31-P6	Drawing name: =2V03&EFS-EL	= KF0KF1 + UC31
			Ed.	MKLEPADLO					
			Appr		P6700 Underbody Floor Skin - Cell 2V03	Scale 1:1		Document type: EMA	Project nr: 22-16151
Modification	Date	Name	Original		Replacement of / Replaced by				Page 2 / 1721

Cable diagram

F09_002_VLU

Cable name -KF100.31-P7			cable type PROFINET Cable					
remark			no. of conductors 4			cross-section 22		cable length
function text	Page / column	Target designation from	Connection point	conductor	Target designation to	Connection point	Page / column	function text
	&EFS/10.5	-KF100.31-P7			-KF100.31	P7	&EFS/10.4	

			Date	9/22/2022	Volvo Trucks North America	Valiant TMS	Cable diagram =KF0KF1+UC31-KF100.31-P7	Drawing name: =2V03&EFS-EL	= KF0KF1 + UC31
			Ed.	MKLEPADLO					
			Appr		P6700 Underbody Floor Skin - Cell 2V03			Document type: EMA	Project nr: 22-16151
Modification	Date	Name	Original		Replacement of / Replaced by	Scale 1:1			Page 3 / 1721

Cable diagram

F09_002_VLU

Cable name	-KF100.31-P8		cable type		PROFINET Cable			
remark			no. of conductors		4	cross-section	22	cable length
function text	Page / column	Target designation from	Connection point	conductor	Target designation to	Connection point	Page / column	function text
	&EFS/10.5	-KF100.31-P8			-KF100.31	P8	&EFS/10.4	

			Date	9/22/2022	Volvo Trucks North America	Valiant TMS	Cable diagram =KF0KF1+UC31-KF100.31-P8	Drawing name: =2V03&EFS-EL	= KF0KF1 + UC31
			Ed.	MKLEPADLO					
			Appr		P6700 Underbody Floor Skin - Cell 2V03	Scale 1:1		Document type: EMA	Project nr: 22-16151
Modification	Date	Name	Original		Replacement of / Replaced by				Page 4 / 1721

Cable diagram

F09_002_VLU

Cable name -KF100.31-P9			cable type PROFINET Cable					
remark			no. of conductors 4			cross-section 22		cable length
function text	Page / column	Target designation from	Connection point	conductor	Target designation to	Connection point	Page / column	function text
	&EFS/10.5	-KF100.31-P9			-KF100.31	P9	&EFS/10.4	

			Date	9/22/2022	Volvo Trucks North America	Valiant TMS	Cable diagram =KF0KF1+UC31-KF100.31-P9	Drawing name: =2V03&EFS-EL	= KF0KF1 + UC31
			Ed.	MKLEPADLO					
			Appr		P6700 Underbody Floor Skin - Cell 2V03			Document type: EMA	Project nr: 22-16151
Modification	Date	Name	Original		Replacement of / Replaced by	Scale 1:1			Page 5 / 1721

Cable diagram

F09_002_VLU

Cable name -KF100.31-P10			cable type PROFINET Cable					
remark			no. of conductors 4			cross-section 22		cable length
function text	Page / column	Target designation from	Connection point	conductor	Target designation to	Connection point	Page / column	function text
	&EFS/10.5	-KF100.31-P10			-KF100.31	P10	&EFS/10.4	

			Date	9/22/2022	Volvo Trucks North America	Valiant TMS	Cable diagram =KF0KF1+UC31-KF100.31-P10	Drawing name: =2V03&EFS-EL	= KF0KF1 + UC31
			Ed.	MKLEPADLO					
			Appr		P6700 Underbody Floor Skin - Cell 2V03			Document type: EMA	Project nr: 22-16151
Modification	Date	Name	Original		Replacement of / Replaced by	Scale 1:1			Page 6 / 1721

Cable diagram

F09_002_VLU

Cable name	-KF100.31-P11		cable type		PROFINET Cable			
remark			no. of conductors		4	cross-section	22	cable length
function text	Page / column	Target designation from	Connection point	conductor	Target designation to	Connection point	Page / column	function text
	&EFS/10.5	-KF100.31-P11			-KF100.31	P11	&EFS/10.4	

			Date	9/22/2022	Volvo Trucks North America	Valiant TMS	Cable diagram =KF0KF1+UC31-KF100.31-P11	Drawing name: =2V03&EFS-EL	= KF0KF1 + UC31
			Ed.	MKLEPADLO					
			Appr		P6700 Underbody Floor Skin - Cell 2V03			Document type: EMA	Project nr: 22-16151
Modification	Date	Name	Original		Replacement of / Replaced by	Scale 1:1			Page 7 / 1721

Cable diagram

F09_002_VLU

Cable name	-KF100.31-P12		cable type		PROFINET Cable			
remark			no. of conductors		4	cross-section	22	cable length
function text	Page / column	Target designation from	Connection point	conductor	Target designation to	Connection point	Page / column	function text
	&EFS/10.5	-KF100.31-P12			-KF100.31	P12	&EFS/10.4	

			Date	9/22/2022	Volvo Trucks North America	Valiant TMS	Cable diagram =KF0KF1+UC31-KF100.31-P12	Drawing name: =2V03&EFS-EL	= KF0KF1 + UC31
			Ed.	MKLEPADLO	P6700 Underbody Floor Skin - Cell 2V03				
			Appr			Scale 1:1		Document type: EMA	Project nr: 22-16151
Modification	Date	Name	Original		Replacement of / Replaced by				Page 8 / 1721

Cable diagram

F09_002_VLU

Cable name -KF100.31-P13			cable type PROFINET Cable					
remark			no. of conductors 4			cross-section 22		cable length
function text	Page / column	Target designation from	Connection point	conductor	Target designation to	Connection point	Page / column	function text
	&EFS/10.5	-KF100.31-P13			-KF100.31	P13	&EFS/10.4	

			Date	9/22/2022	Volvo Trucks North America	Valiant TMS	Cable diagram =KF0KF1+UC31-KF100.31-P13	Drawing name: =2V03&EFS-EL	= KF0KF1 + UC31
			Ed.	MKLEPADLO					
			Appr		P6700 Underbody Floor Skin - Cell 2V03	Scale 1:1		Document type: EMA	Project nr: 22-16151 Page 9
Modification	Date	Name	Original		Replacement of / Replaced by				1721

Cable diagram

F09_002_VLU

Cable name	-KF100.31-P14		cable type		PROFINET Cable			
remark			no. of conductors		4	cross-section	22	cable length
function text	Page / column	Target designation from	Connection point	conductor	Target designation to	Connection point	Page / column	function text
	&EFS/10.5	-KF100.31-P14			-KF100.31	P14	&EFS/10.4	

			Date	9/22/2022	Volvo Trucks North America	Valiant TMS	Cable diagram =KF0KF1+UC31-KF100.31-P14	Drawing name: =2V03&EFS-EL	= KF0KF1 + UC31
			Ed.	MKLEPADLO					
			Appr		P6700 Underbody Floor Skin - Cell 2V03	Scale 1:1		Document type: EMA	Project nr: 22-16151
Modification	Date	Name	Original		Replacement of / Replaced by				Page 10 / 1721

Cable diagram

F09_002_VLU

Cable name -KF100.31-P15			cable type PROFINET Cable					
remark			no. of conductors 4			cross-section 22		cable length
function text	Page / column	Target designation from	Connection point	conductor	Target designation to	Connection point	Page / column	function text
	&EFS/10.5	-KF100.31-P15			-KF100.31	P15	&EFS/10.4	

			Date	9/22/2022	Volvo Trucks North America	Valiant TMS	Cable diagram =KF0KF1+UC31-KF100.31-P15	Drawing name: =2V03&EFS-EL	= KF0KF1 + UC31
			Ed.	MKLEPADLO					
			Appr		P6700 Underbody Floor Skin - Cell 2V03	Scale 1:1		Document type: EMA	Project nr: 22-16151 Page 11
Modification	Date	Name	Original		Replacement of / Replaced by				1721

Cable diagram

F09_002_VLU

Cable name	-KF100.31-P16		cable type		PROFINET Cable			
remark			no. of conductors		4	cross-section	22	cable length
function text	Page / column	Target designation from	Connection point	conductor	Target designation to	Connection point	Page / column	function text
	&EFS/10.5	-KF100.31-P16			-KF100.31	P16	&EFS/10.4	

			Date	9/22/2022	Volvo Trucks North America	Valiant TMS	Cable diagram =KF0KF1+UC31-KF100.31-P16	Drawing name: =2V03&EFS-EL	= KF0KF1 + UC31
			Ed.	MKLEPADLO					
			Appr		P6700 Underbody Floor Skin - Cell 2V03			Document type: EMA	Project nr: 22-16151
Modification	Date	Name	Original		Replacement of / Replaced by	Scale 1:1			Page 12 / 1721

Cable diagram

F09_002_VLU

Cable name -W1			cable type TC-ER					
remark			no. of conductors 3			cross-section 10		cable length 40
function text	Page / column	Target designation from	Connection point	conductor	Target designation to	Connection point	Page / column	function text
	&EFS/1.1	-XD1	L1:1	BK	=V1WC3+V1UC11-XD1	1:1	&EFS=V1WC3+V1UC11/1.2	
	&EFS/1.1	-XD1	N:1	BK	=V1WC3+V1UC11-XD1	3:1	&EFS=V1WC3+V1UC11/1.3	
	&EFS/1.1	-XD1	PE:1	GNYE	=V1WC3+V1UC11-PE		&EFS=V1WC3+V1UC11/1.3	

Cable diagram

F09_002_VLU

Cable name -W1			cable type NEBS-L1G4-K-5-LE4					
remark			no. of conductors 4			cross-section 26		cable length 5
function text	Page / column	Target designation from	Connection point	conductor	Target designation to	Connection point	Page / column	function text
				BN				
				BK				
				WH				
				BU				

			Date	11/1/2022	Volvo Trucks North America	Valiant TMS	Cable diagram =KH0+KH0-W1	Drawing name: =2V03&EFS-EL	= KH0
			Ed.	KMAFFRE					+ KH0
			Appr		P6700 Underbody Floor Skin - Cell 2V03	Scale 1:1		Document type: EMA	Project nr: 22-16151 Page 1
Modification	Date	Name	Original		Replacement of / Replaced by				1721

Cable diagram

F09_002_VLU

Cable name	-W3		cable type	TPE				
remark	Air supply		no. of conductors	4	cross-section	18	cable length	25

function text	Page / column	Target designation from	Connection point	conductor	Target designation to	Connection point	Page / column	function text
	&EFS=V1WC4+V1UC11/5V4	=V1WC4+V1UC11-XD10	10:3	BN	-BP2	3	&EFS/2.6	
	&EFS=V1WC4+V1UC11/5V4	=V1WC4+V1UC11-XD13	9:3	BU	-BP2	1	&EFS/2.5	
	&EFS/2.6				-BP2	2	&EFS/2.6	
	&EFS/2.6	=V1KF1+V1UC11-KF11.14	8:2		-BP2	4	&EFS/2.6	

			Date	11/1/2022	Volvo Trucks North America	Valiant TMS	Cable diagram =KH0+KH0-W3	Drawing name:	= KH0
			Ed.	KMAFFRE					+ KH0
			Appr		P6700 Underbody Floor Skin - Cell 2V03			Document type: EMA	Project nr: 22-16151 Page 2
Modification	Date	Name	Original		Replacement of / Replaced by	Scale 1:1			1721

Cable diagram

F09_002_VLU

Cable name	-W4		cable type	TPE				
remark	Air supply		no. of conductors	4	cross-section	18	cable length	12

function text	Page / column	Target designation from	Connection point	conductor	Target designation to	Connection point	Page / column	function text
	&EFS=V1WC4+V1UC14/6.1	=V1WC4+V1UC14-XD15	1:2	BUOG	-BP3	1	&EFS/3.5	
	&EFS=V1WC4+V1UC14/6.1	=V1WC4+V1UC14-XD10	6:2	WHOG	-BP3	3	&EFS/3.6	
	&EFS/3.6				-BP3	2	&EFS/3.6	
	&EFS/3.6	=V1KF1+V1UC14-KF14.12	7:2		-BP3	4	&EFS/3.6	

			Date	11/1/2022	Volvo Trucks North America	Valiant TMS	Cable diagram =KH0+KH0-W4	Drawing name: = KH0 + KH0
			Ed.	KMAFFRE				
			Appr		P6700 Underbody Floor Skin - Cell 2V03			Document type: EMA / Project nr: 22-16151 / Page 3
Modification	Date	Name	Original		Replacement of / Replaced by	Scale 1:1		1721

Cable diagram

F09_002_VLU

Cable name	-W5		cable type	TPE				
remark	Air supply		no. of conductors	4	cross-section	18	cable length	15

function text	Page / column	Target designation from	Connection point	conductor	Target designation to	Connection point	Page / column	function text
	&EFS=V2WC4+V2UC14/8.1	=V2WC4+V2UC14-XD10	11:2	BN	-BP4	3	&EFS/4.6	
	&EFS=V2WC4+V2UC14/8.1	=V2WC4+V2UC14-XD17	1:2	BU	-BP4	1	&EFS/4.5	
	&EFS/4.6				-BP4	2	&EFS/4.6	
	&EFS/4.6	=V2KF1+V2UC14-KF14.12	7:2		-BP4	4	&EFS/4.6	

			Date	11/1/2022	Volvo Trucks North America	Valiant TMS	Cable diagram =KH0+KH0-W5	Drawing name:	= KH0
			Ed.	KMAFFRE					+ KH0
			Appr		P6700 Underbody Floor Skin - Cell 2V03			Document type: EMA	Project nr: 22-16151 Page 4
Modification	Date	Name	Original		Replacement of / Replaced by	Scale 1:1			1721

Cable diagram

F09_002_VLU

Cable name	-W6		cable type	TPE				
remark	Air supply		no. of conductors	4	cross-section	18	cable length	25

function text	Page / column	Target designation from	Connection point	conductor	Target designation to	Connection point	Page / column	function text
	&EFS=V2WC4+V2UC14/8.1	=V2WC4+V2UC14-XD10	11:3	BN	-BP5	3	&EFS/5.6	
	&EFS=V2WC4+V2UC14/8.1	=V2WC4+V2UC14-XD17	1:3	BU	-BP5	1	&EFS/5.5	
	&EFS/5.6				-BP5	2	&EFS/5.6	
	&EFS/5.6	=V2KF1+V2UC14-KF14.12	8:2		-BP5	4	&EFS/5.6	

			Date	11/1/2022	Volvo Trucks North America	Valiant TMS	Cable diagram =KH0+KH0-W6	Drawing name:	= KH0
			Ed.	KMAFFRE					+ KH0
			Appr		P6700 Underbody Floor Skin - Cell 2V03			Document type: EMA	Project nr: 22-16151 Page 5
Modification	Date	Name	Original		Replacement of / Replaced by	Scale 1:1			1721

Cable diagram

F09_002_VLU

Cable name	-W1		cable type	TPE				
remark	Air supply		no. of conductors	4	cross-section	18	cable length	12

function text	Page / column	Target designation from	Connection point	conductor	Target designation to	Connection point	Page / column	function text
	&EFS=V1WC4+V1UC11/5.5	=V1WC4+V1UC11-XD10	17:2	BN	-BF1	3	&EFS/1.6	
	&EFS=V1WC4+V1UC11/5.5	=V1WC4+V1UC11-XD13	10:2	BU	-BF1	1	&EFS/1.5	
	&EFS/1.6				-BF1	2	&EFS/1.6	
	&EFS/1.6	=V1KF1+V1UC11-KF11.14	12:2		-BF1	4	&EFS/1.6	

			Date	10/20/2022	Volvo Trucks North America	Valiant TMS	Cable diagram =KH3+KH3-W1	Drawing name:	= KH3
			Ed.	KMAFFRE					+ KH3
			Appr		P6700 Underbody Floor Skin - Cell 2V03			Document type: EMA	Project nr: 22-16151 Page 1
Modification	Date	Name	Original		Replacement of / Replaced by	Scale 1:1			1721

Cable diagram

F09_002_VLU

Cable name	-W2		cable type	TPE				
remark	Air supply		no. of conductors	4	cross-section	18	cable length	12

function text	Page / column	Target designation from	Connection point	conductor	Target designation to	Connection point	Page / column	function text
	&EFS=V1WC4+V1UC11/5.5	=V1WC4+V1UC11-XD10	17:3	BN	-BF2	3	&EFS/2.6	
	&EFS=V1WC4+V1UC11/5.5	=V1WC4+V1UC11-XD13	10:3	BU	-BF2	1	&EFS/2.5	
	&EFS/2.6				-BF2	2	&EFS/2.6	
	&EFS/2.6	=V1KF1+V1UC11-KF11.14	13:2		-BF2	4	&EFS/2.6	

Cable diagram

F09_002_VLU

Cable name -W1			cable type TPE					
remark			no. of conductors 4			cross-section 18		cable length 2
function text	Page / column	Target designation from	Connection point	conductor	Target designation to	Connection point	Page / column	function text
	&EFS/1.0	-XG1/3	P1:1		=V1AR11UQ41KF1-KF1.13-X1	1	&EFS=V1AR11UQ41KF1/4.0	
	&EFS/1.1	-XG1/3	P1:3		=V1AR11UQ41KF1-KF1.13-X1	3	&EFS=V1AR11UQ41KF1/4.1	
	&EFS/1.1	-XG1/3	P1:4		=V1AR11UQ41KF1-KF1.13-X1	4	&EFS=V1AR11UQ41KF1/4.1	
	&EFS/1.1	-XG1/3	P1:2		=V1AR11UQ41KF1-KF1.13-X1	2	&EFS=V1AR11UQ41KF1/4.0	

Cable diagram

F09_002_VLU

Cable name -W1.1			cable type TPE					
remark			no. of conductors 4			cross-section 18		cable length 0.5
function text	Page / column	Target designation from	Connection point	conductor	Target designation to	Connection point	Page / column	function text
	&EFS/1.0	-BG01	1		-XG1/3	J1:1	&EFS/1.0	
	&EFS/1.0	-BG01	4		-XG1/3	J1:4	&EFS/1.1	
	&EFS/1.1	-BG01	3		-XG1/3	J1:3	&EFS/1.1	

Cable diagram

F09_002_VLU

Cable name -W1.2			cable type TPE					
remark			no. of conductors 4			cross-section 18		cable length 1
function text	Page / column	Target designation from	Connection point	conductor	Target designation to	Connection point	Page / column	function text
	&EFS/1.1	-BG03	1		-XG1/3	J2:1	&EFS/1.1	
	&EFS/1.1	-BG03	4		-XG1/3	J2:4	&EFS/1.2	
	&EFS/1.2	-BG03	3		-XG1/3	J2:3	&EFS/1.2	

Cable diagram

F09_002_VLU

Cable name -W2			cable type TPE					
remark			no. of conductors 4			cross-section 18		cable length 0.5
function text	Page / column	Target designation from	Connection point	conductor	Target designation to	Connection point	Page / column	function text
	&EFS/1.3	-XG2/4	P1:1		=V1AR11UQ41KF1-KF1.13-X2	1	&EFS=V1AR11UQ41KF1/4.1	
	&EFS/1.3	-XG2/4	P1:3		=V1AR11UQ41KF1-KF1.13-X2	3	&EFS=V1AR11UQ41KF1/4.2	
	&EFS/1.4	-XG2/4	P1:4		=V1AR11UQ41KF1-KF1.13-X2	4	&EFS=V1AR11UQ41KF1/4.2	
	&EFS/1.4	-XG2/4	P1:2		=V1AR11UQ41KF1-KF1.13-X2	2	&EFS=V1AR11UQ41KF1/4.2	

Cable diagram

F09_002_VLU

Cable name -W2.1			cable type TPE					
remark			no. of conductors 4			cross-section 18		cable length 1
function text	Page / column	Target designation from	Connection point	conductor	Target designation to	Connection point	Page / column	function text
	&EFS/1.3	-BG02	1		-XG2/4	J1:1	&EFS/1.3	
	&EFS/1.3	-BG02	4		-XG2/4	J1:4	&EFS/1.4	
	&EFS/1.3	-BG02	3		-XG2/4	J1:3	&EFS/1.3	

Cable diagram

F09_002_VLU

Cable name -W2.2			cable type TPE					
remark			no. of conductors 4			cross-section 18		cable length 0.5
function text	Page / column	Target designation from	Connection point	conductor	Target designation to	Connection point	Page / column	function text
	&EFS/1.4	-BG04	1		-XG2/4	J2:1	&EFS/1.4	
	&EFS/1.4	-BG04	4		-XG2/4	J2:4	&EFS/1.5	
	&EFS/1.4	-BG04	3		-XG2/4	J2:3	&EFS/1.4	

Cable diagram

F09_002_VLU

Cable name -W3			cable type TPE					
remark			no. of conductors 4			cross-section 18		cable length 2
function text	Page / column	Target designation from	Connection point	conductor	Target designation to	Connection point	Page / column	function text
	&EFS/1.6	-XG5/7	P1:1		=V1AR11UQ41KF1-KF1.13-X3	1	&EFS=V1AR11UQ41KF1/4.3	
	&EFS/1.6	-XG5/7	P1:3		=V1AR11UQ41KF1-KF1.13-X3	3	&EFS=V1AR11UQ41KF1/4.3	
	&EFS/1.6	-XG5/7	P1:4		=V1AR11UQ41KF1-KF1.13-X3	4	&EFS=V1AR11UQ41KF1/4.3	
	&EFS/1.7	-XG5/7	P1:2		=V1AR11UQ41KF1-KF1.13-X3	2	&EFS=V1AR11UQ41KF1/4.3	

Cable diagram

F09_002_VLU

Cable name -W3.1			cable type TPE					
remark			no. of conductors 4			cross-section 18		cable length 0.5
function text	Page / column	Target designation from	Connection point	conductor	Target designation to	Connection point	Page / column	function text
	&EFS/1.6	-BG05	1		-XG5/7	J1:1	&EFS/1.6	
	&EFS/1.6	-BG05	4		-XG5/7	J1:4	&EFS/1.6	
	&EFS/1.6	-BG05	3		-XG5/7	J1:3	&EFS/1.6	

Cable diagram

F09_002_VLU

Cable name -W3.2			cable type TPE					
remark			no. of conductors 4			cross-section 18		cable length 1
function text	Page / column	Target designation from	Connection point	conductor	Target designation to	Connection point	Page / column	function text
	&EFS/1.7	-BG07	1		-XG5/7	J2:1	&EFS/1.7	
	&EFS/1.7	-BG07	4		-XG5/7	J2:4	&EFS/1.7	
	&EFS/1.7	-BG07	3		-XG5/7	J2:3	&EFS/1.7	

Cable diagram

F09_002_VLU

Cable name -W4			cable type TPE					
remark			no. of conductors 4			cross-section 18		cable length 1
function text	Page / column	Target designation from	Connection point	conductor	Target designation to	Connection point	Page / column	function text
	&EFS/2.0	-XG6/8	P1:1		=V1AR11UQ41KF1-KF1.13-X4	1	&EFS=V1AR11UQ41KF1/4.4	
	&EFS/2.1	-XG6/8	P1:3		=V1AR11UQ41KF1-KF1.13-X4	3	&EFS=V1AR11UQ41KF1/4.4	
	&EFS/2.1	-XG6/8	P1:4		=V1AR11UQ41KF1-KF1.13-X4	4	&EFS=V1AR11UQ41KF1/4.4	
	&EFS/2.1	-XG6/8	P1:2		=V1AR11UQ41KF1-KF1.13-X4	2	&EFS=V1AR11UQ41KF1/4.4	

Cable diagram

F09_002_VLU

Cable name -W4.1			cable type TPE					
remark			no. of conductors 4			cross-section 18		cable length 1
function text	Page / column	Target designation from	Connection point	conductor	Target designation to	Connection point	Page / column	function text
	&EFS/2.0	-BG06	1		-XG6/8	J1:1	&EFS/2.0	
	&EFS/2.0	-BG06	4		-XG6/8	J1:4	&EFS/2.1	
	&EFS/2.1	-BG06	3		-XG6/8	J1:3	&EFS/2.1	

Cable diagram

F09_002_VLU

Cable name -W4.2			cable type TPE					
remark			no. of conductors 4			cross-section 18		cable length 1
function text	Page / column	Target designation from	Connection point	conductor	Target designation to	Connection point	Page / column	function text
	&EFS/2.1	-BG08	1		-XG6/8	J2:1	&EFS/2.1	
	&EFS/2.1	-BG08	4		-XG6/8	J2:4	&EFS/2.2	
	&EFS/2.2	-BG08	3		-XG6/8	J2:3	&EFS/2.2	

			Date	9/22/2022	Volvo Trucks North America	Valiant TMS	Cable diagram =V1AR11UQ41BG0+V1AR11UQ41-W4.2	Drawing name: =2V03&EFS-EL	= V1AR11UQ41BG0
			Ed.	MKLEPADLO					+ V1AR11UQ41
			Appr		P6700 Underbody Floor Skin - Cell 2V03			Document type: EMA	Project nr: 22-16151 Page 12
Modification	Date	Name	Original		Replacement of / Replaced by	Scale 1:1			1721

Cable diagram

F09_002_VLU

Cable name -W5			cable type TPE					
remark			no. of conductors 4			cross-section 18		cable length 2
function text	Page / column	Target designation from	Connection point	conductor	Target designation to	Connection point	Page / column	function text
	&EFS/2.3	-XG9/11	P1:1		=V1AR11UQ41KF1-KF1.13-X5	1	&EFS=V1AR11UQ41KF1/4.5	
	&EFS/2.3	-XG9/11	P1:3		=V1AR11UQ41KF1-KF1.13-X5	3	&EFS=V1AR11UQ41KF1/4.5	
	&EFS/2.4	-XG9/11	P1:4		=V1AR11UQ41KF1-KF1.13-X5	4	&EFS=V1AR11UQ41KF1/4.5	
	&EFS/2.4	-XG9/11	P1:2		=V1AR11UQ41KF1-KF1.13-X5	2	&EFS=V1AR11UQ41KF1/4.5	

Cable diagram

F09_002_VLU

Cable name -W5.1			cable type TPE					
remark			no. of conductors 4			cross-section 18		cable length 0.5
function text	Page / column	Target designation from	Connection point	conductor	Target designation to	Connection point	Page / column	function text
	&EFS/2.3	-BG09	1		-XG9/11	J1:1	&EFS/2.3	
	&EFS/2.3	-BG09	4		-XG9/11	J1:4	&EFS/2.4	
	&EFS/2.3	-BG09	3		-XG9/11	J1:3	&EFS/2.3	

			Date	9/22/2022	Volvo Trucks North America	Valiant TMS	Cable diagram =V1AR11UQ41BG0+V1AR11UQ41-W5.1	Drawing name: =2V03&EFS-EL	= V1AR11UQ41BG0
			Ed.	MKLEPADLO					+ V1AR11UQ41
			Appr		P6700 Underbody Floor Skin - Cell 2V03			Document type: EMA	Project nr: 22-16151
Modification	Date	Name	Original		Replacement of / Replaced by	Scale 1:1			Page 14 / 1721

Cable diagram

F09_002_VLU

Cable name -W5.2			cable type TPE					
remark			no. of conductors 4			cross-section 18		cable length 0.5
function text	Page / column	Target designation from	Connection point	conductor	Target designation to	Connection point	Page / column	function text
	&EFS/2.4	-BG11	1		-XG9/11	J2:1	&EFS/2.4	
	&EFS/2.4	-BG11	4		-XG9/11	J2:4	&EFS/2.5	
	&EFS/2.4	-BG11	3		-XG9/11	J2:3	&EFS/2.4	

Cable diagram

F09_002_VLU

Cable name -W6			cable type TPE					
remark			no. of conductors 4			cross-section 18		cable length 0.5
function text	Page / column	Target designation from	Connection point	conductor	Target designation to	Connection point	Page / column	function text
	&EFS/2.6	-XG10/12	P1:1		=V1AR11UQ41KF1-KF1.13-X6	1	&EFS=V1AR11UQ41KF1/4.6	
	&EFS/2.6	-XG10/12	P1:3		=V1AR11UQ41KF1-KF1.13-X6	3	&EFS=V1AR11UQ41KF1/4.6	
	&EFS/2.6	-XG10/12	P1:4		=V1AR11UQ41KF1-KF1.13-X6	4	&EFS=V1AR11UQ41KF1/4.7	
	&EFS/2.7	-XG10/12	P1:2		=V1AR11UQ41KF1-KF1.13-X6	2	&EFS=V1AR11UQ41KF1/4.6	

Cable diagram

F09_002_VLU

Cable name -W6.1			cable type TPE					
remark			no. of conductors 4			cross-section 18		cable length 0.5
function text	Page / column	Target designation from	Connection point	conductor	Target designation to	Connection point	Page / column	function text
	&EFS/2.6	-BG10	1		-XG10/12	J1:1	&EFS/2.6	
	&EFS/2.6	-BG10	4		-XG10/12	J1:4	&EFS/2.6	
	&EFS/2.6	-BG10	3		-XG10/12	J1:3	&EFS/2.6	

Cable diagram

F09_002_VLU

Cable name -W6.2			cable type TPE					
remark			no. of conductors 4			cross-section 18		cable length 0.5
function text	Page / column	Target designation from	Connection point	conductor	Target designation to	Connection point	Page / column	function text
	&EFS/2.7	-BG12	1		-XG10/12	J2:1	&EFS/2.7	
	&EFS/2.7	-BG12	4		-XG10/12	J2:4	&EFS/2.7	
	&EFS/2.7	-BG12	3		-XG10/12	J2:3	&EFS/2.7	

			Date	9/22/2022	Volvo Trucks North America	Valiant TMS	Cable diagram =V1AR11UQ41BG0+V1AR11UQ41-W6.2	Drawing name: =2V03&EFS-EL	= V1AR11UQ41BG0
			Ed.	MKLEPADLO					+ V1AR11UQ41
			Appr		P6700 Underbody Floor Skin - Cell 2V03			Document type: EMA	Project nr: 22-16151
Modification	Date	Name	Original		Replacement of / Replaced by	Scale 1:1			Page 18 / 1721

0 1 2 3 4 5 6 7 8 9

Cable diagram

F09_002_VLU

Cable name	-W7		cable type	TPE				
remark			no. of conductors	4		cross-section	18	cable length 1
function text	Page / column	Target designation from	Connection point	conductor	Target designation to	Connection point	Page / column	function text
	&EFS/3.0	-XG13/14	P1:1		=V1AR11UQ41KF1-KF1.13-X7	1	&EFS=V1AR11UQ41KF1/4.7	
	&EFS/3.1	-XG13/14	P1:3		=V1AR11UQ41KF1-KF1.13-X7	3	&EFS=V1AR11UQ41KF1/4.8	
	&EFS/3.1	-XG13/14	P1:4		=V1AR11UQ41KF1-KF1.13-X7	4	&EFS=V1AR11UQ41KF1/4.8	
	&EFS/3.1	-XG13/14	P1:2		=V1AR11UQ41KF1-KF1.13-X7	2	&EFS=V1AR11UQ41KF1/4.7	

			Date	9/22/2022	Volvo Trucks North America	Valiant TMS	Cable diagram =V1AR11UQ41BG0+V1AR11UQ41-W7	Drawing name: =2V03&EFS-EL	= V1AR11UQ41BG0 + V1AR11UQ41
			Ed.	MKLEPADLO	P6700 Underbody Floor Skin - Cell 2V03				
			Appr					Document type: EMA	Project nr: 22-16151
Modification	Date	Name	Original		Replacement of / Replaced by	Scale 1:1			Page 19 / 1721

Cable diagram

F09_002_VLU

Cable name -W7.1			cable type TPE					
remark			no. of conductors 4			cross-section 18		cable length 0.5
function text	Page / column	Target designation from	Connection point	conductor	Target designation to	Connection point	Page / column	function text
	&EFS/3.0	-BG13	1		-XG13/14	J1:1	&EFS/3.0	
	&EFS/3.0	-BG13	4		-XG13/14	J1:4	&EFS/3.1	
	&EFS/3.1	-BG13	3		-XG13/14	J1:3	&EFS/3.1	

			Date	9/22/2022	Volvo Trucks North America	Valiant TMS	Cable diagram	Drawing name: =2V03&EFS-EL	= V1AR11UQ41BG0
			Ed.	MKLEPADLO			=V1AR11UQ41BG0+V1AR11UQ41-W7.1		+ V1AR11UQ41
			Appr		P6700 Underbody Floor Skin - Cell 2V03			Document type: EMA	Project nr: 22-16151
Modification	Date	Name	Original		Replacement of / Replaced by	Scale 1:1			Page 20 / 1721

Cable diagram

F09_002_VLU

Cable name -W7.2			cable type TPE					
remark			no. of conductors 4			cross-section 18		cable length 0.5
function text	Page / column	Target designation from	Connection point	conductor	Target designation to	Connection point	Page / column	function text
	&EFS/3.1	-BG14	1		-XG13/14	J2:1	&EFS/3.1	
	&EFS/3.1	-BG14	4		-XG13/14	J2:4	&EFS/3.2	
	&EFS/3.2	-BG14	3		-XG13/14	J2:3	&EFS/3.2	

			Date	9/22/2022	Volvo Trucks North America	Valiant TMS	Cable diagram =V1AR11UQ41BG0+V1AR11UQ41-W7.2	Drawing name: =2V03&EFS-EL	= V1AR11UQ41BG0
			Ed.	MKLEPADLO					+ V1AR11UQ41
			Appr		P6700 Underbody Floor Skin - Cell 2V03			Document type: EMA	Project nr: 22-16151
Modification	Date	Name	Original		Replacement of / Replaced by	Scale 1:1			Page 21 / 1721

Cable diagram

F09_002_VLU

Cable name -W1			cable type TPU					
remark			no. of conductors 5			cross-section 16		cable length 2
function text	Page / column	Target designation from	Connection point	conductor	Target designation to	Connection point	Page / column	function text
	&EFS/2.2	-KF1-X20	5		-R3.CP/CS	C4	&EFS/1.3	
	&EFS/2.1	-KF1-X20	1		-R3.CP/CS	C5	&EFS/1.3	
	&EFS/2.1	-KF1-X20	3		-R3.CP/CS	PE	&EFS/1.3	
	&EFS/2.2	-KF1-X20	4		-R3.CP/CS	C6	&EFS/1.3	
	&EFS/2.1	-KF1-X20	2		-R3.CP/CS	C7	&EFS/1.4	

Cable diagram

F09_002_VLU

Cable name -WF1			cable type PROFINET Cable					
remark			no. of conductors 4			cross-section 22		cable length
function text	Page / column	Target designation from	Connection point	conductor	Target designation to	Connection point	Page / column	function text
	&EFS/2.3	-KF1-TP1			-R3.CP/CS	R3.PROFINET	&EFS/1.5	

Cable diagram

F09_002_VLU

Cable name -W1			cable type TPE					
remark			no. of conductors 4			cross-section 18		cable length 2
function text	Page / column	Target designation from	Connection point	conductor	Target designation to	Connection point	Page / column	function text
	&EFS=V1AR11UQ41KF1+V1AR11UQ41/2.0	**=V1AR11UQ41KF1**+V1AR11UQ41-KF1.11-X1			-BGS/R	1	&EFS=V1AR11UQ41UQ1+V1AR11UQ41UQ1/1.0	
	&EFS=V1AR11UQ41KF1+V1AR11UQ41/2.0	**=V1AR11UQ41KF1**+V1AR11UQ41-KF1.11-X1			-BGS/R	2	&EFS=V1AR11UQ41UQ1+V1AR11UQ41UQ1/1.0	
	&EFS=V1AR11UQ41KF1+V1AR11UQ41/2.1	**=V1AR11UQ41KF1**+V1AR11UQ41-KF1.11-X1			-BGS/R	3	&EFS=V1AR11UQ41UQ1+V1AR11UQ41UQ1/1.1	
	&EFS=V1AR11UQ41KF1+V1AR11UQ41/2.1	**=V1AR11UQ41KF1**+V1AR11UQ41-KF1.11-X1			-BGS/R	4	&EFS=V1AR11UQ41UQ1+V1AR11UQ41UQ1/1.1	

0	1	2	3	4	5	6	7	8	9

Cable diagram

F09_002_VLU

Cable name	-W1	cable type	TPE		
remark		no. of conductors	4	cross-section 18	cable length 1

function text	Page / column	Target designation from	Connection point	conductor	Target designation to	Connection point	Page / column	function text
	&EFS=V1AR11UQ41KF1+V1AR11UQ41KF1	=V1AR11UQ41KF1+V1AR11UQ41-KF1	1.11-X2		-BGS/R	1	&EFS=V1AR11UQ41UQ1+V1AR11UQ41UQ1/1.2	
	&EFS=V1AR11UQ41KF1+V1AR11UQ41KF1	=V1AR11UQ41KF1+V1AR11UQ41-KF2	1.11-X2		-BGS/R	2	&EFS=V1AR11UQ41UQ1+V1AR11UQ41UQ1/1.2	
	&EFS=V1AR11UQ41KF1+V1AR11UQ41KF1	=V1AR11UQ41KF1+V1AR11UQ41-KF3	1.11-X2		-BGS/R	3	&EFS=V1AR11UQ41UQ1+V1AR11UQ41UQ1/1.2	
	&EFS=V1AR11UQ41KF1+V1AR11UQ41KF1	=V1AR11UQ41KF1+V1AR11UQ41-KF4	1.11-X2		-BGS/R	4	&EFS=V1AR11UQ41UQ1+V1AR11UQ41UQ1/1.2	

=V1AR11UQ41UQ1.1+.AR11UQ41UQ1.1/1

=V1AR11UQ41UQ2.1+.AR11UQ41UQ2.1/1

			Date	9/22/2022	Volvo Trucks North America	Valiant TMS	Cable diagram =V1AR11UQ41UQ1.2+V1AR11UQ41UQ1.2-W1	Drawing name: =2V03&EFS-EL	= V1AR11UQ41UQ1.2 + V1AR11UQ41UQ1.2
			Ed.	MKLEPADLO	P6700 Underbody Floor Skin - Cell 2V03				
			Appr					Document type: EMA	Project nr: 22-16151
Modification	Date	Name	Original		Replacement of / Replaced by	Scale 1:1			Page 1 / 1721

Cable diagram

F09_002_VLU

Cable name -W1			cable type TPE					
remark			no. of conductors 4			cross-section 18		cable length 2
function text	Page / column	Target designation from	Connection point	conductor	Target designation to	Connection point	Page / column	function text
	&EFS=V1AR11UQ41KF1	=**V1AR11UQ41UQ2**.3+V1AR11UQ41-KF1.11-X3			-BGS/R	1	&EFS=V1AR11UQ41UQ2+V1AR11UQ41UQ2/1.0	
	&EFS=V1AR11UQ41KF1	=**V1AR11UQ41UQ2**.3+V1AR11UQ41-KF2.11-X3			-BGS/R	2	&EFS=V1AR11UQ41UQ2+V1AR11UQ41UQ2/1.0	
	&EFS=V1AR11UQ41KF1	=**V1AR11UQ41UQ2**.3+V1AR11UQ41-KF3.11-X3			-BGS/R	3	&EFS=V1AR11UQ41UQ2+V1AR11UQ41UQ2/1.1	
	&EFS=V1AR11UQ41KF1	=**V1AR11UQ41UQ2**.3+V1AR11UQ41-KF4.11-X3			-BGS/R	4	&EFS=V1AR11UQ41UQ2+V1AR11UQ41UQ2/1.1	

=V1AR11UQ41UQ1.2+.AR11UQ41UQ1.2/1

=V1AR11UQ41UQ2.2+.AR11UQ41UQ2.2/1

			Date	9/22/2022	Volvo Trucks North America	Valiant TMS	Cable diagram =V1AR11UQ41UQ2.1+V1AR11UQ41UQ2.1-W1	Drawing name: =2V03&EFS-EL	= V1AR11UQ41UQ2.1
			Ed.	MKLEPADLO					+ V1AR11UQ41UQ2.1
			Appr		P6700 Underbody Floor Skin - Cell 2V03			Document type: EMA	Project nr: 22-16151 Page 1
Modification	Date	Name	Original		Replacement of / Replaced by	Scale 1:1			1721

Cable diagram

F09_002_VLU

Cable name -W1			cable type TPE					
remark			no. of conductors 4			cross-section 18		cable length 1
function text	Page / column	Target designation from	Connection point	conductor	Target designation to	Connection point	Page / column	function text
	&EFS=V1AR11UQ41KF1+**=V1AR11UQ41UQ2.1**+V1AR11UQ41-KF1	1.11-X4			-BGS/R	1	&EFS=V1AR11UQ41UQ2+V1AR11UQ41UQ2/1.2	
	&EFS=V1AR11UQ41KF1+**=V1AR11UQ41UQ2.1**+V1AR11UQ41-KF2	1.11-X4			-BGS/R	2	&EFS=V1AR11UQ41UQ2+V1AR11UQ41UQ2/1.2	
	&EFS=V1AR11UQ41KF1+**=V1AR11UQ41UQ2.1**+V1AR11UQ41-KF3	1.11-X4			-BGS/R	3	&EFS=V1AR11UQ41UQ2+V1AR11UQ41UQ2/1.2	
	&EFS=V1AR11UQ41KF1+**=V1AR11UQ41UQ2.1**+V1AR11UQ41-KF4	1.11-X4			-BGS/R	4	&EFS=V1AR11UQ41UQ2+V1AR11UQ41UQ2/1.2	

0	1	2	3	4	5	6	7	8	9

Cable diagram

F09_002_VLU

Cable name	-W1	cable type	TPE		
remark		no. of conductors	4	cross-section 18	cable length 2

function text	Page / column	Target designation from	Connection point	conductor	Target designation to	Connection point	Page / column	function text
	&EFS=V1AR11UQ41KF1+V1AR11UQ41KF1	=V1AR11UQ41/2.5+V1AR11UQ41-KF1	1.11-X5		-BGS/R	1	&EFS=V1AR11UQ41UQ3+V1AR11UQ41UQ3/1.0	
	&EFS=V1AR11UQ41KF1+V1AR11UQ41KF1	=V1AR11UQ41/2.5+V1AR11UQ41-KF2	1.11-X5		-BGS/R	4	&EFS=V1AR11UQ41UQ3+V1AR11UQ41UQ3/1.1	
	&EFS=V1AR11UQ41KF1+V1AR11UQ41KF1	=V1AR11UQ41/2.5+V1AR11UQ41-KF3	1.11-X5		-BGS/R	3	&EFS=V1AR11UQ41UQ3+V1AR11UQ41UQ3/1.0	

=V1AR11UQ41UQ2.2+.AR11UQ41UQ2.2/1

=V1AR11UQ41UQ4.1+.AR11UQ41UQ4.1/1

			Date	9/22/2022	Volvo Trucks North America	Valiant TMS	Cable diagram =V1AR11UQ41UQ3.1+V1AR11UQ41UQ3.1-W1	Drawing name: =2V03&EFS-EL	= V1AR11UQ41UQ3.1 + V1AR11UQ41UQ3.1
			Ed.	MKLEPADLO	P6700 Underbody Floor Skin - Cell 2V03				
			Appr					Document type: EMA	Project nr: 22-16151
Modification	Date	Name	Original		Replacement of / Replaced by	Scale 1:1			Page 1 / 1721

0	1	2	3	4	5	6	7	8	9

Cable diagram

F09_002_VLU

Cable name	-W1	cable type	TPE		
remark		no. of conductors	4	cross-section 18	cable length 2

function text	Page / column	Target designation from	Connection point	conductor	Target designation to	Connection point	Page / column	function text
	&EFS=V1AR11UQ41KF1+V1AR11UQ41KF1	=V1AR11UQ41/2.6+V1AR11UQ41-KF1	1.11-X6		-BGS/R	1	&EFS=V1AR11UQ41UQ4+V1AR11UQ41UQ4/1.0	
	&EFS=V1AR11UQ41KF1+V1AR11UQ41KF1	=V1AR11UQ41/2.6+V1AR11UQ41-KF2	1.11-X6		-BGS/R	4	&EFS=V1AR11UQ41UQ4+V1AR11UQ41UQ4/1.1	
	&EFS=V1AR11UQ41KF1+V1AR11UQ41KF1	=V1AR11UQ41/2.6+V1AR11UQ41-KF3	1.11-X6		-BGS/R	3	&EFS=V1AR11UQ41UQ4+V1AR11UQ41UQ4/1.0	

=V1AR11UQ41UQ3.1+.AR11UQ41UQ3.1/1

=V1AR11UQ41UQ5.1+.AR11UQ41UQ5.1/1

			Date	9/22/2022	Volvo Trucks North America	Valiant TMS	Cable diagram =V1AR11UQ41UQ4.1+V1AR11UQ41UQ4.1-W1	Drawing name: =2V03&EFS-EL	= V1AR11UQ41UQ4.1 + V1AR11UQ41UQ4.1
			Ed.	MKLEPADLO	P6700 Underbody Floor Skin - Cell 2V03				
			Appr					Document type: EMA	Project nr: 22-16151
Modification	Date	Name	Original		Replacement of / Replaced by	Scale 1:1			Page 1 / 1721

0	1	2	3	4	5	6	7	8	9

Cable diagram

F09_002_VLU

Cable name	-W1	cable type	TPE		
remark		no. of conductors	4	cross-section 18	cable length 2

function text	Page / column	Target designation from	Connection point	conductor	Target designation to	Connection point	Page / column	function text
	&EFS=V1AR11UQ41KF1+V1AR11UQ41KF1	=V1AR11UQ41/X7.1+V1AR11UQ41-KF1	1.11-X7		-BGS/R	1	&EFS=V1AR11UQ41UQ5+V1AR11UQ41UQ5/1.0	
	&EFS=V1AR11UQ41KF1+V1AR11UQ41KF1	=V1AR11UQ41/X7.1+V1AR11UQ41-KF2	1.11-X7		-BGS/R	2	&EFS=V1AR11UQ41UQ5+V1AR11UQ41UQ5/1.0	
	&EFS=V1AR11UQ41KF1+V1AR11UQ41KF1	=V1AR11UQ41/X7.1+V1AR11UQ41-KF3	1.11-X7		-BGS/R	3	&EFS=V1AR11UQ41UQ5+V1AR11UQ41UQ5/1.1	
	&EFS=V1AR11UQ41KF1+V1AR11UQ41KF1	=V1AR11UQ41/X7.1+V1AR11UQ41-KF4	1.11-X7		-BGS/R	4	&EFS=V1AR11UQ41UQ5+V1AR11UQ41UQ5/1.1	

=V1AR11UQ41UQ4.1+.AR11UQ41UQ4.1/1

=V1AR11UQ41UQ5.2+.AR11UQ41UQ5.2/1

			Date	9/22/2022	Volvo Trucks North America	Valiant TMS	Cable diagram =V1AR11UQ41UQ5.1+V1AR11UQ41UQ5.1-W1	Drawing name: =2V03&EFS-EL	= V1AR11UQ41UQ5.1 + V1AR11UQ41UQ5.1
			Ed.	MKLEPADLO	P6700 Underbody Floor Skin - Cell 2V03				
			Appr					Document type: EMA	Project nr: 22-16151
Modification	Date	Name	Original		Replacement of / Replaced by	Scale 1:1			Page 1 / 1721

0	1	2	3	4	5	6	7	8	9

Cable diagram

F09_002_VLU

Cable name	-W1	cable type	TPE		
remark		no. of conductors	4	cross-section 18	cable length 1

function text	Page / column	Target designation from	Connection point	conductor	Target designation to	Connection point	Page / column	function text
	&EFS=V1AR11UQ41KF1+V1AR11UQ41KF1	=V1AR11UQ41/2.8+V1AR11UQ41-KF1	1.11-X8		-BGS/R	1	&EFS=V1AR11UQ41UQ5+V1AR11UQ41UQ5/1.2	
	&EFS=V1AR11UQ41KF1+V1AR11UQ41KF1	=V1AR11UQ41/2.9+V1AR11UQ41-KF2	1.11-X8		-BGS/R	2	&EFS=V1AR11UQ41UQ5+V1AR11UQ41UQ5/1.2	
	&EFS=V1AR11UQ41KF1+V1AR11UQ41KF1	=V1AR11UQ41/2.9+V1AR11UQ41-KF3	1.11-X8		-BGS/R	3	&EFS=V1AR11UQ41UQ5+V1AR11UQ41UQ5/1.2	
	&EFS=V1AR11UQ41KF1+V1AR11UQ41KF1	=V1AR11UQ41/2.9+V1AR11UQ41-KF4	1.11-X8		-BGS/R	4	&EFS=V1AR11UQ41UQ5+V1AR11UQ41UQ5/1.2	

=V1AR11UQ41UQ5.1+.AR11UQ41UQ5.1/1

=V1AR11UQ41UQ6.1+.AR11UQ41UQ6.1/1

			Date	9/22/2022	Volvo Trucks North America	Valiant TMS	Cable diagram =V1AR11UQ41UQ5.2+V1AR11UQ41UQ5.2-W1	Drawing name: =2V03&EFS-EL	= V1AR11UQ41UQ5.2 + V1AR11UQ41UQ5.2
			Ed.	MKLEPADLO	P6700 Underbody Floor Skin - Cell 2V03				
			Appr					Document type: EMA	Project nr: 22-16151
Modification	Date	Name	Original		Replacement of / Replaced by	Scale 1:1			Page 1 / 1721

Cable diagram

F09_002_VLU

Cable name -W1			cable type TPE					
remark			no. of conductors 4			cross-section 18		cable length 1
function text	Page / column	Target designation from	Connection point	conductor	Target designation to	Connection point	Page / column	function text
	&EFS=V1AR11UQ41KF1+	**=V1AR11UQ41/K3.0**+V1AR11UQ41-KF1	1.12-X1		-BGS/R	1	&EFS=V1AR11UQ41UQ6+V1AR11UQ41UQ6/1.0	
	&EFS=V1AR11UQ41KF1+	**=V1AR11UQ41/K3.0**+V1AR11UQ41-KF2	1.12-X1		-BGS/R	4	&EFS=V1AR11UQ41UQ6+V1AR11UQ41UQ6/1.1	
	&EFS=V1AR11UQ41KF1+	**=V1AR11UQ41/K3.1**+V1AR11UQ41-KF3	1.12-X1		-BGS/R	3	&EFS=V1AR11UQ41UQ6+V1AR11UQ41UQ6/1.0	

=V1AR11UQ41UQ5.2+.AR11UQ41UQ5.2/1

=V1AR11UQ41UQ7.1+.AR11UQ41UQ7.1/1

			Date	9/22/2022	Volvo Trucks North America	Valiant TMS	Cable diagram =V1AR11UQ41UQ6.1+V1AR11UQ41UQ6.1-W1	Drawing name: =2V03&EFS-EL	= V1AR11UQ41UQ6.1
			Ed.	MKLEPADLO					+ V1AR11UQ41UQ6.1
			Appr		P6700 Underbody Floor Skin - Cell 2V03			Document type: EMA	Project nr: 22-16151
Modification	Date	Name	Original		Replacement of	Replaced by	Scale 1:1		Page 1 / 1721

Cable diagram

F09_002_VLU

Cable name -W1			cable type TPE					
remark			no. of conductors 4			cross-section 18		cable length 2
function text	Page / column	Target designation from	Connection point	conductor	Target designation to	Connection point	Page / column	function text
	&EFS=V1AR11UQ41KF1+	**=V1AR11UQ41K3.1**+V1AR11UQ41-KF1	1		.12-X2	1	&EFS=V1AR11UQ41UQ7+V1AR11UQ41UQ7/1.0	-BGS/R
	&EFS=V1AR11UQ41KF1+	**=V1AR11UQ41K3.2**+V1AR11UQ41-KF2	1		.12-X2	2	&EFS=V1AR11UQ41UQ7+V1AR11UQ41UQ7/1.0	-BGS/R
	&EFS=V1AR11UQ41KF1+	**=V1AR11UQ41K3.2**+V1AR11UQ41-KF3	1		.12-X2	3	&EFS=V1AR11UQ41UQ7+V1AR11UQ41UQ7/1.1	-BGS/R
	&EFS=V1AR11UQ41KF1+	**=V1AR11UQ41K3.2**+V1AR11UQ41-KF4	1		.12-X2	4	&EFS=V1AR11UQ41UQ7+V1AR11UQ41UQ7/1.1	-BGS/R

0	1	2	3	4	5	6	7	8	9

Cable diagram

F09_002_VLU

Cable name	-W1	cable type	TPE		
remark		no. of conductors	4	cross-section 18	cable length 0.5

function text	Page / column	Target designation from	Connection point	conductor	Target designation to	Connection point	Page / column	function text
	&EFS=V1AR11UQ41KF1+V1AR11UQ41KF1	=V1AR11UQ41KF1+V1AR11UQ41-KF1	1.12-X3		-BGS/R	1	&EFS=V1AR11UQ41UQ7+V1AR11UQ41UQ7/1.2	
	&EFS=V1AR11UQ41KF1+V1AR11UQ41KF1	=V1AR11UQ41KF1+V1AR11UQ41-KF2	1.12-X3		-BGS/R	2	&EFS=V1AR11UQ41UQ7+V1AR11UQ41UQ7/1.2	
	&EFS=V1AR11UQ41KF1+V1AR11UQ41KF1	=V1AR11UQ41KF1+V1AR11UQ41-KF3	1.12-X3		-BGS/R	3	&EFS=V1AR11UQ41UQ7+V1AR11UQ41UQ7/1.2	
	&EFS=V1AR11UQ41KF1+V1AR11UQ41KF1	=V1AR11UQ41KF1+V1AR11UQ41-KF4	1.12-X3		-BGS/R	4	&EFS=V1AR11UQ41UQ7+V1AR11UQ41UQ7/1.2	

=V1AR11UQ41UQ7.1+.AR11UQ41UQ7.1/1

=V1AR11UQ41UQ8.1+.AR11UQ41UQ8.1/1

			Date	9/22/2022	Volvo Trucks North America	Valiant TMS	Cable diagram =V1AR11UQ41UQ7.2+V1AR11UQ41UQ7.2-W1	Drawing name: =2V03&EFS-EL	= V1AR11UQ41UQ7.2 + V1AR11UQ41UQ7.2
			Ed.	MKLEPADLO	P6700 Underbody Floor Skin - Cell 2V03				
			Appr					Document type: EMA	Project nr: 22-16151
Modification	Date	Name	Original		Replacement of / Replaced by	Scale 1:1			Page 1 / 1721

Cable diagram

F09_002_VLU

Cable name -W1			cable type TPE					
remark			no. of conductors 4			cross-section 18		cable length 2
function text	Page / column	Target designation from	Connection point	conductor	Target designation to	Connection point	Page / column	function text
	&EFS=V1AR11UQ41KF1+V1AR11UQ41UQ8.1	=**V1AR11UQ41UQ8.1**+V1AR11UQ41-KF1.12-X4			-BGS/R	1	&EFS=V1AR11UQ41UQ8+V1AR11UQ41UQ8/1.0	
	&EFS=V1AR11UQ41KF1+V1AR11UQ41UQ8.1	=**V1AR11UQ41UQ8.1**+V1AR11UQ41-KF1.12-X4			-BGS/R	2	&EFS=V1AR11UQ41UQ8+V1AR11UQ41UQ8/1.0	
	&EFS=V1AR11UQ41KF1+V1AR11UQ41UQ8.1	=**V1AR11UQ41UQ8.1**+V1AR11UQ41-KF1.12-X4			-BGS/R	3	&EFS=V1AR11UQ41UQ8+V1AR11UQ41UQ8/1.1	
	&EFS=V1AR11UQ41KF1+V1AR11UQ41UQ8.1	=**V1AR11UQ41UQ8.1**+V1AR11UQ41-KF1.12-X4			-BGS/R	4	&EFS=V1AR11UQ41UQ8+V1AR11UQ41UQ8/1.1	

Cable diagram

F09_002_VLU

Cable name -W1			cable type TPE					
remark			no. of conductors 4			cross-section 18		cable length 1
function text	Page / column	Target designation from	Connection point	conductor	Target designation to	Connection point	Page / column	function text
	&EFS=V1AR11UQ41KF1	=V1AR11UQ41/K3.5+V1AR11UQ41-KF1	1.12-X5		-BGS/R	1	&EFS=V1AR11UQ41UQ8+V1AR11UQ41UQ8/1.2	
	&EFS=V1AR11UQ41KF1	=V1AR11UQ41/K3.5+V1AR11UQ41-KF2	1.12-X5		-BGS/R	2	&EFS=V1AR11UQ41UQ8+V1AR11UQ41UQ8/1.2	
	&EFS=V1AR11UQ41KF1	=V1AR11UQ41/K3.5+V1AR11UQ41-KF3	1.12-X5		-BGS/R	3	&EFS=V1AR11UQ41UQ8+V1AR11UQ41UQ8/1.2	
	&EFS=V1AR11UQ41KF1	=V1AR11UQ41/K3.5+V1AR11UQ41-KF4	1.12-X5		-BGS/R	4	&EFS=V1AR11UQ41UQ8+V1AR11UQ41UQ8/1.2	

Cable diagram

F09_002_VLU

Cable name -W1			cable type TC-ER					
remark			no. of conductors 4			cross-section 10		cable length 15
function text	Page / column	Target designation from	Connection point	conductor	Target designation to	Connection point	Page / column	function text
	&EFS=V1WC2+.UC11/11.5	=V1AR11+UC11-FC1	2		-Q1	1	&EFS/1.3	
	&EFS=V1WC2+.UC11/11.5	=V1AR11+UC11-FC1	4		-Q1	3	&EFS/1.3	
	&EFS=V1WC2+.UC11/11.5	=V1AR11+UC11-FC1	6		-Q1	5	&EFS/1.3	
Power Distribution =V1AR11	&EFS=V1WC2+.UC11/11.6		PE		-PE		&EFS/1.4	

Cable diagram

F09_002_VLU

Cable name -W1			cable type TPE					
remark			no. of conductors 4			cross-section 18		cable length 2
function text	Page / column	Target designation from	Connection point	conductor	Target designation to	Connection point	Page / column	function text
	&EFS/1.0	-BG01	1		=V1AR12UQ41KF1-KF1.13-X1	1	&EFS=V1AR12UQ41KF1/4.0	
	&EFS/1.0	-BG01	4		=V1AR12UQ41KF1-KF1.13-X1	4	&EFS=V1AR12UQ41KF1/4.1	
	&EFS/1.1	-BG01	3		=V1AR12UQ41KF1-KF1.13-X1	3	&EFS=V1AR12UQ41KF1/4.1	

Cable diagram

F09_002_VLU

Cable name -W2			cable type TPE					
remark			no. of conductors 4			cross-section 18		cable length 2
function text	Page / column	Target designation from	Connection point	conductor	Target designation to	Connection point	Page / column	function text
	&EFS/1.3	-BG02	1		=V1AR12UQ41KF2-KF2.13-X1	1	&EFS=V1AR12UQ41KF2/4.0	
	&EFS/1.3	-BG02	4		=V1AR12UQ41KF2-KF2.13-X1	4	&EFS=V1AR12UQ41KF2/4.1	
	&EFS/1.3	-BG02	3		=V1AR12UQ41KF2-KF2.13-X1	3	&EFS=V1AR12UQ41KF2/4.1	

Cable diagram

F09_002_VLU

Cable name -W1			cable type TPU					
remark			no. of conductors 5			cross-section 16		cable length 2
function text	Page / column	Target designation from	Connection point	conductor	Target designation to	Connection point	Page / column	function text
	&EFS/1.3	-R3.CP/CS	C5		-XG1	P1:1	&EFS/1.0	
	&EFS/1.4	-R3.CP/CS	C7		-XG1	P1:2	&EFS/1.0	
	&EFS/1.3	-R3.CP/CS	C4		-XG1	P1:4	&EFS/1.0	
	&EFS/1.3	-R3.CP/CS	PE		-XG1	P1:3	&EFS/1.1	

			Date	9/22/2022	Volvo Trucks North America	Valiant TMS	Cable diagram =V1AR12UQ41KF1+V1AR12UQ41-W1	Drawing name: =2V03&EFS-EL	= V1AR12UQ41KF1
			Ed.	MKLEPADLO					+ V1AR12UQ41
			Appr		P6700 Underbody Floor Skin - Cell 2V03	Scale 1:1		Document type: EMA	Project nr: 22-16151 Page 1
Modification	Date	Name	Original		Replacement of / Replaced by				1721

Cable diagram

F09_002_VLU

Cable name -W1.1			cable type TPU					
remark			no. of conductors 5			cross-section 16		cable length 1
function text	Page / column	Target designation from	Connection point	conductor	Target designation to	Connection point	Page / column	function text
	&EFS/2.1	-KF1-X20	1		-XG1	J1:1	&EFS/1.0	
	&EFS/2.1	-KF1-X20	2		-XG1	J1:2	&EFS/1.0	
	&EFS/2.2	-KF1-X20	5		-XG1	J1:4	&EFS/1.0	
	&EFS/2.1	-KF1-X20	3		-XG1	J1:3	&EFS/1.1	

Cable diagram

F09_002_VLU

Cable name -WF1			cable type PROFINET Cable					
remark			no. of conductors 4			cross-section 22		cable length
function text	Page / column	Target designation from	Connection point	conductor	Target designation to	Connection point	Page / column	function text
	&EFS/2.3	-KF1-TP1			-R3.CP/CS	R3.PROFINET	&EFS/1.5	

			Date	9/22/2022	Volvo Trucks North America	Valiant TMS	Cable diagram =V1AR12UQ41KF1+V1AR12UQ41-WF1	Drawing name: =2V03&EFS-EL / = V1AR12UQ41KF1 / + V1AR12UQ41
			Ed.	MKLEPADLO				
			Appr		P6700 Underbody Floor Skin - Cell 2V03	Scale 1:1		Document type: EMA / Project nr: 22-16151 / Page 3 / 1721
Modification	Date	Name	Original		Replacement of / Replaced by			

Cable diagram

F09_002_VLU

Cable name -W1.2			cable type TPU					
remark			no. of conductors 5			cross-section 16		cable length 1
function text	Page / column	Target designation from	Connection point	conductor	Target designation to	Connection point	Page / column	function text
	&EFS=V1AR12UQ41KF1/4.1	-V1AR12UQ41KF1-XG1	J2:1		-KF2-X20	1	&EFS/2.1	
	&EFS=V1AR12UQ41KF1/4.1	-V1AR12UQ41KF1-XG1	J2:2		-KF2-X20	2	&EFS/2.1	
	&EFS=V1AR12UQ41KF1/4.2	-V1AR12UQ41KF1-XG1	J2:4		-KF2-X20	5	&EFS/2.2	
	&EFS=V1AR12UQ41KF1/4.2	-V1AR12UQ41KF1-XG1	J2:3		-KF2-X20	3	&EFS/2.1	

			Date	9/22/2022	Volvo Trucks North America	Valiant TMS	Cable diagram =V1AR12UQ41KF2+V1AR12UQ41-W1.2	Drawing name: =2V03&EFS-EL		= V1AR12UQ41KF2	
			Ed.	MKLEPADLO						+ V1AR12UQ41	
			Appr		P6700 Underbody Floor Skin - Cell 2V03			Document type: EMA	Project nr: 22-16151		Page 1
Modification	Date	Name	Original		Replacement of / Replaced by	Scale 1:1					1721

Cable diagram

F09_002_VLU

Cable name -WF2			cable type PROFINET Cable					
remark			no. of conductors 4			cross-section 22		cable length
function text	Page / column	Target designation from	Connection point	conductor	Target designation to	Connection point	Page / column	function text
	&EFS=V1AR12UQ41KF1/2V1	=V1AR12UQ41KF1-KF1-TP2			-KF2-TP1		&EFS/2.3	

1

=V1AR12UQ41UQ1.1+.AR12UQ41UQ1.1/1

			Date	9/22/2022	Volvo Trucks North America	Valiant TMS	Cable diagram =V1AR12UQ41KF2+V1AR12UQ41-WF2	Drawing name: =2V03&EFS-EL	= V1AR12UQ41KF2
			Ed.	MKLEPADLO					+ V1AR12UQ41
			Appr		P6700 Underbody Floor Skin - Cell 2V03			Document type: EMA	Project nr: 22-16151
Modification	Date	Name	Original		Replacement of / Replaced by	Scale 1:1			Page 2 / 1721

Cable diagram

F09_002_VLU

Cable name -W1			cable type TPE					
remark			no. of conductors 4			cross-section 18		cable length 2
function text	Page / column	Target designation from	Connection point	conductor	Target designation to	Connection point	Page / column	function text
	&EFS=V1AR12UQ41KF1+V1AR12UQ41KF1.0	=**V1AR12UQ41KF1**+V1AR12UQ41-KF1.11-X1			-BGS/R	1	&EFS=V1AR12UQ41UQ1+V1AR12UQ41UQ1/1.0	
	&EFS=V1AR12UQ41KF1+V1AR12UQ41KF1.0	=**V1AR12UQ41KF1**+V1AR12UQ41-KF1.11-X1			-BGS/R	4	&EFS=V1AR12UQ41UQ1+V1AR12UQ41UQ1/1.1	
	&EFS=V1AR12UQ41KF1+V1AR12UQ41KF1.1	=**V1AR12UQ41KF1**+V1AR12UQ41-KF1.11-X1			-BGS/R	3	&EFS=V1AR12UQ41UQ1+V1AR12UQ41UQ1/1.0	

Cable diagram

F09_002_VLU

Cable name -W1			cable type TPE					
remark			no. of conductors 4			cross-section 18		cable length 3
function text	Page / column	Target designation from	Connection point	conductor	Target designation to	Connection point	Page / column	function text
	&EFS=V1AR12UQ41KF1	=**V1AR12UQ41UQ2.1**+V1AR12UQ41-KF1.11-X2			-BGS/R	1	&EFS=V1AR12UQ41UQ2+V1AR12UQ41UQ2/1.0	
	&EFS=V1AR12UQ41KF1	=**V1AR12UQ41UQ2.1**+V1AR12UQ41-KF1.11-X2			-BGS/R	2	&EFS=V1AR12UQ41UQ2+V1AR12UQ41UQ2/1.0	
	&EFS=V1AR12UQ41KF1	=**V1AR12UQ41UQ2.1**+V1AR12UQ41-KF1.11-X2			-BGS/R	3	&EFS=V1AR12UQ41UQ2+V1AR12UQ41UQ2/1.1	
	&EFS=V1AR12UQ41KF1	=**V1AR12UQ41UQ2.1**+V1AR12UQ41-KF1.11-X2			-BGS/R	4	&EFS=V1AR12UQ41UQ2+V1AR12UQ41UQ2/1.1	

			Date	9/22/2022	Volvo Trucks North America	Valiant TMS	Cable diagram =V1AR12UQ41UQ2.1+V1AR12UQ41UQ2.1-W1	Drawing name: =2V03&EFS-EL	= V1AR12UQ41UQ2.1 + V1AR12UQ41UQ2.1
			Ed.	MKLEPADLO					
			Appr		P6700 Underbody Floor Skin - Cell 2V03	Scale 1:1		Document type: EMA	Project nr: 22-16151
Modification	Date	Name	Original		Replacement of	Replaced by			Page 1 / 1721

Cable diagram

F09_002_VLU

Cable name -W1			cable type TPE					
remark			no. of conductors 4			cross-section 18		cable length 3
function text	Page / column	Target designation from	Connection point	conductor	Target designation to	Connection point	Page / column	function text
	&EFS=V1AR12UQ41KF2+V1AR12UQ41KF2.1	**=V1AR12UQ41/KF2**	1		-BGS/R	1	&EFS=V1AR12UQ41UQ2+V1AR12UQ41UQ2/1.2	
	&EFS=V1AR12UQ41KF2+V1AR12UQ41KF2.1	**=V1AR12UQ41/KF2**	2		-BGS/R	2	&EFS=V1AR12UQ41UQ2+V1AR12UQ41UQ2/1.2	
	&EFS=V1AR12UQ41KF2+V1AR12UQ41KF2.1	**=V1AR12UQ41/KF2**	3		-BGS/R	3	&EFS=V1AR12UQ41UQ2+V1AR12UQ41UQ2/1.2	
	&EFS=V1AR12UQ41KF2+V1AR12UQ41KF2.1	**=V1AR12UQ41/KF2**	4		-BGS/R	4	&EFS=V1AR12UQ41UQ2+V1AR12UQ41UQ2/1.2	

0	1	2	3	4	5	6	7	8	9

Cable diagram

F09_002_VLU

Cable name	-W1	cable type	TPE		
remark		no. of conductors	4	cross-section 18	cable length 2

function text	Page / column	Target designation from	Connection point	conductor	Target designation to	Connection point	Page / column	function text
	&EFS=V1AR12UQ41KF1+V1AR12UQ41KF3	=V1AR12UQ41KF1+V1AR12UQ41-KF1	1.11-X3		-BGS/R	1	&EFS=V1AR12UQ41UQ3+V1AR12UQ41UQ3/1.0	
	&EFS=V1AR12UQ41KF1+V1AR12UQ41KF3	=V1AR12UQ41KF1+V1AR12UQ41-KF2	1.11-X3		-BGS/R	2	&EFS=V1AR12UQ41UQ3+V1AR12UQ41UQ3/1.0	
	&EFS=V1AR12UQ41KF1+V1AR12UQ41KF3	=V1AR12UQ41KF1+V1AR12UQ41-KF3	1.11-X3		-BGS/R	3	&EFS=V1AR12UQ41UQ3+V1AR12UQ41UQ3/1.1	
	&EFS=V1AR12UQ41KF1+V1AR12UQ41KF3	=V1AR12UQ41KF1+V1AR12UQ41-KF4	1.11-X3		-BGS/R	4	&EFS=V1AR12UQ41UQ3+V1AR12UQ41UQ3/1.1	

=V1AR12UQ41UQ2.2+.AR12UQ41UQ2.2/1

=V1AR12UQ41UQ3.2+.AR12UQ41UQ3.2/1

			Date	9/22/2022	Volvo Trucks North America	Valiant TMS	Cable diagram =V1AR12UQ41UQ3.1+V1AR12UQ41UQ3.1-W1	Drawing name: =2V03&EFS-EL	= V1AR12UQ41UQ3.1 + V1AR12UQ41UQ3.1
			Ed.	MKLEPADLO	P6700 Underbody Floor Skin - Cell 2V03				
			Appr					Document type: EMA	Project nr: 22-16151
Modification	Date	Name	Original		Replacement of / Replaced by	Scale 1:1			Page 1 / 1721

Cable diagram

F09_002_VLU

Cable name -W1			cable type TPE					
remark			no. of conductors 4			cross-section 18		cable length 2
function text	Page / column	Target designation from	Connection point	conductor	Target designation to	Connection point	Page / column	function text
	&EFS=V1AR12UQ41KF2+V1AR12UQ41KF2.3	**=V1AR12UQ41/KF2.3**+V1AR12UQ41-KF2.11-X3			-BGS/R	1	&EFS=V1AR12UQ41UQ3+V1AR12UQ41UQ3/1.2	
	&EFS=V1AR12UQ41KF2+V1AR12UQ41KF2.3	**=V1AR12UQ41/KF2.3**+V1AR12UQ41-KF2.11-X3			-BGS/R	2	&EFS=V1AR12UQ41UQ3+V1AR12UQ41UQ3/1.2	
	&EFS=V1AR12UQ41KF2+V1AR12UQ41KF2.3	**=V1AR12UQ41/KF2.3**+V1AR12UQ41-KF2.11-X3			-BGS/R	3	&EFS=V1AR12UQ41UQ3+V1AR12UQ41UQ3/1.2	
	&EFS=V1AR12UQ41KF2+V1AR12UQ41KF2.3	**=V1AR12UQ41/KF2.3**+V1AR12UQ41-KF2.11-X3			-BGS/R	4	&EFS=V1AR12UQ41UQ3+V1AR12UQ41UQ3/1.2	

Cable diagram

F09_002_VLU

Cable name -W1			cable type TPE					
remark			no. of conductors 4			cross-section 18		cable length 1
function text	Page / column	Target designation from	Connection point	conductor	Target designation to	Connection point	Page / column	function text
	&EFS=V1AR12UQ41KF1	=**V1AR12UQ41KF1**+V1AR12UQ41-KF1	1.11-X4		-BGS/R	1	&EFS=V1AR12UQ41UQ4	+V1AR12UQ41UQ4/1.0
	&EFS=V1AR12UQ41KF1	=**V1AR12UQ41KF1**+V1AR12UQ41-KF2	1.11-X4		-BGS/R	4	&EFS=V1AR12UQ41UQ4	+V1AR12UQ41UQ4/1.1
	&EFS=V1AR12UQ41KF1	=**V1AR12UQ41KF1**+V1AR12UQ41-KF3	1.11-X4		-BGS/R	3	&EFS=V1AR12UQ41UQ4	+V1AR12UQ41UQ4/1.0

Cable diagram

F09_002_VLU

Cable name -W1			cable type TPE					
remark			no. of conductors 4			cross-section 18		cable length 2
function text	Page / column	Target designation from	Connection point	conductor	Target designation to	Connection point	Page / column	function text
	&EFS=V1AR12UQ41KF1	=V1AR12UQ41KF1+V1AR12UQ41-KF1	1.11-X5		-BGS/R	1	&EFS=V1AR12UQ41UQ5	+V1AR12UQ41UQ5/1.0
	&EFS=V1AR12UQ41KF1	=V1AR12UQ41KF1+V1AR12UQ41-KF1	1.11-X5		-BGS/R	4	&EFS=V1AR12UQ41UQ5	+V1AR12UQ41UQ5/1.1
	&EFS=V1AR12UQ41KF1	=V1AR12UQ41KF1+V1AR12UQ41-KF1	1.11-X5		-BGS/R	3	&EFS=V1AR12UQ41UQ5	+V1AR12UQ41UQ5/1.0

0	1	2	3	4	5	6	7	8	9

Cable diagram

F09_002_VLU

Cable name	-W1	cable type	TPE		
remark		no. of conductors	4	cross-section 18	cable length 2

function text	Page / column	Target designation from	Connection point	conductor	Target designation to	Connection point	Page / column	function text
	&EFS=V1AR12UQ41KF1+V1AR12UQ41KF1	=V1AR12UQ41/X6.6+V1AR12UQ41-KF1	1.11-X6		-BGS/R	1	&EFS=V1AR12UQ41UQ6+V1AR12UQ41UQ6/1.0	
	&EFS=V1AR12UQ41KF1+V1AR12UQ41KF1	=V1AR12UQ41/X6.6+V1AR12UQ41-KF2	1.11-X6		-BGS/R	4	&EFS=V1AR12UQ41UQ6+V1AR12UQ41UQ6/1.1	
	&EFS=V1AR12UQ41KF1+V1AR12UQ41KF1	=V1AR12UQ41/X6.6+V1AR12UQ41-KF3	1.11-X6		-BGS/R	3	&EFS=V1AR12UQ41UQ6+V1AR12UQ41UQ6/1.0	

=V1AR12UQ41UQ5.1+.AR12UQ41UQ5.1/1

=V1AR12UQ41UQ7.1+.AR12UQ41UQ7.1/1

			Date	9/22/2022	Volvo Trucks North America	Valiant TMS	Cable diagram =V1AR12UQ41UQ6.1+V1AR12UQ41UQ6.1-W1	Drawing name: =2V03&EFS-EL	= V1AR12UQ41UQ6.1 + V1AR12UQ41UQ6.1
			Ed.	MKLEPADLO	P6700 Underbody Floor Skin - Cell 2V03				
			Appr					Document type: EMA	Project nr: 22-16151
Modification	Date	Name	Original		Replacement of / Replaced by	Scale 1:1			Page 1 / 1721

Cable diagram

F09_002_VLU

Cable name -W1			cable type TPE					
remark			no. of conductors 4			cross-section 18		cable length 2
function text	Page / column	Target designation from	Connection point	conductor	Target designation to	Connection point	Page / column	function text
	&EFS=V1AR12UQ41KF1+	**=V1AR12UQ41KF1**+V1AR12UQ41-KF1.11-X7			-BGS/R	1	&EFS=V1AR12UQ41UQ7+V1AR12UQ41UQ7/1.0	
	&EFS=V1AR12UQ41KF1+	**=V1AR12UQ41KF1**+V1AR12UQ41-KF1.11-X7			-BGS/R	4	&EFS=V1AR12UQ41UQ7+V1AR12UQ41UQ7/1.1	
	&EFS=V1AR12UQ41KF1+	**=V1AR12UQ41KF1**+V1AR12UQ41-KF1.11-X7			-BGS/R	3	&EFS=V1AR12UQ41UQ7+V1AR12UQ41UQ7/1.0	

			Date	9/22/2022	Volvo Trucks North America	Valiant TMS	Cable diagram =V1AR12UQ41UQ7.1+V1AR12UQ41UQ7.1-W1	Drawing name: =2V03&EFS-EL	= V1AR12UQ41UQ7.1
			Ed.	MKLEPADLO					+ V1AR12UQ41UQ7.1
			Appr		P6700 Underbody Floor Skin - Cell 2V03	Scale 1:1		Document type: EMA	Project nr: 22-16151
Modification	Date	Name	Original		Replacement of	Replaced by			Page 1 / 1721

Cable diagram

F09_002_VLU

Cable name -W1			cable type TPE					
remark			no. of conductors 4			cross-section 18		cable length 1
function text	Page / column	Target designation from	Connection point	conductor	Target designation to	Connection point	Page / column	function text
	&EFS=V1AR12UQ41KF1	=**V1AR12UQ41KF1**+V1AR12UQ41-KF1.11-X8	1		-BGS/R	1	&EFS=V1AR12UQ41UQ8+V1AR12UQ41UQ8/1.0	
	&EFS=V1AR12UQ41KF1	=**V1AR12UQ41KF1**+V1AR12UQ41-KF1.11-X8	2		-BGS/R	2	&EFS=V1AR12UQ41UQ8+V1AR12UQ41UQ8/1.0	
	&EFS=V1AR12UQ41KF1	=**V1AR12UQ41KF1**+V1AR12UQ41-KF1.11-X8	3		-BGS/R	3	&EFS=V1AR12UQ41UQ8+V1AR12UQ41UQ8/1.1	
	&EFS=V1AR12UQ41KF1	=**V1AR12UQ41KF1**+V1AR12UQ41-KF1.11-X8	4		-BGS/R	4	&EFS=V1AR12UQ41UQ8+V1AR12UQ41UQ8/1.1	

0	1	2	3	4	5	6	7	8	9

Cable diagram

F09_002_VLU

Cable name	-W1	cable type	TPE		
remark		no. of conductors	4	cross-section 18	cable length 1

function text	Page / column	Target designation from	Connection point	conductor	Target designation to	Connection point	Page / column	function text
	&EFS=V1AR12UQ41KF2+V1AR12UQ41KF2	=V1AR12UQ41KF2+V1AR12UQ41-KF2.11-X8	1		-BGS/R	1	&EFS=V1AR12UQ41UQ8+V1AR12UQ41UQ8/1.2	
	&EFS=V1AR12UQ41KF2+V1AR12UQ41KF2	=V1AR12UQ41KF2+V1AR12UQ41-KF2.11-X8	2		-BGS/R	2	&EFS=V1AR12UQ41UQ8+V1AR12UQ41UQ8/1.2	
	&EFS=V1AR12UQ41KF2+V1AR12UQ41KF2	=V1AR12UQ41KF2+V1AR12UQ41-KF2.11-X8	3		-BGS/R	3	&EFS=V1AR12UQ41UQ8+V1AR12UQ41UQ8/1.2	
	&EFS=V1AR12UQ41KF2+V1AR12UQ41KF2	=V1AR12UQ41KF2+V1AR12UQ41-KF2.11-X8	4		-BGS/R	4	&EFS=V1AR12UQ41UQ8+V1AR12UQ41UQ8/1.2	

=V1AR12UQ41UQ8.1+.AR12UQ41UQ8.1/1

=V1AR12UQ41UQ9.1+.AR12UQ41UQ9.1/1

			Date	9/22/2022	Volvo Trucks North America	Valiant TMS	Cable diagram =V1AR12UQ41UQ8.2+V1AR12UQ41UQ8.2-W1	Drawing name: =2V03&EFS-EL	= V1AR12UQ41UQ8.2 + V1AR12UQ41UQ8.2
			Ed.	MKLEPADLO	P6700 Underbody Floor Skin - Cell 2V03				
			Appr					Document type: EMA	Project nr: 22-16151
Modification	Date	Name	Original		Replacement of / Replaced by	Scale 1:1			Page 1 / 1721

Cable diagram

F09_002_VLU

Cable name -W1			cable type TPE					
remark			no. of conductors 4			cross-section 18		cable length 2
function text	Page / column	Target designation from	Connection point	conductor	Target designation to	Connection point	Page / column	function text
	&EFS=V1AR12UQ41KF1+	**=V1AR12UQ41/K3.0**+V1AR12UQ41-KF1	1.12-X1		-BGS/R	1	&EFS=V1AR12UQ41UQ9+V1AR12UQ41UQ9/1.0	
	&EFS=V1AR12UQ41KF1+	**=V1AR12UQ41/K3.0**+V1AR12UQ41-KF2	1.12-X1		-BGS/R	4	&EFS=V1AR12UQ41UQ9+V1AR12UQ41UQ9/1.1	
	&EFS=V1AR12UQ41KF1+	**=V1AR12UQ41/K3.1**+V1AR12UQ41-KF3	1.12-X1		-BGS/R	3	&EFS=V1AR12UQ41UQ9+V1AR12UQ41UQ9/1.0	

=V1AR12UQ41UQ8.2+.AR12UQ41UQ8.2/1

=V1AR12UQ41UQ10.1+.AR12UQ41UQ10.1/1

			Date	9/22/2022	Volvo Trucks North America	Valiant TMS	Cable diagram =V1AR12UQ41UQ9.1+V1AR12UQ41UQ9.1-W1	Drawing name: =2V03&EFS-EL	= V1AR12UQ41UQ9.1
			Ed.	MKLEPADLO					+ V1AR12UQ41UQ9.1
			Appr		P6700 Underbody Floor Skin - Cell 2V03			Document type: EMA	Project nr: 22-16151 Page 1
Modification	Date	Name	Original		Replacement of / Replaced by	Scale 1:1			1721

Cable diagram

F09_002_VLU

Cable name -W1			cable type TPE					
remark			no. of conductors 4			cross-section 18		cable length 2
function text	Page / column	Target designation from	Connection point	conductor	Target designation to	Connection point	Page / column	function text
	&EFS=V1AR12UQ41KF1	=**V1AR12UQ41KF1**+V1AR12UQ41-KF1	1.12-X2		-BGS/R	1	&EFS=V1AR12UQ41UQ10+V1AR12UQ41UQ10/1.0	
	&EFS=V1AR12UQ41KF1	=**V1AR12UQ41KF1**+V1AR12UQ41-KF2	1.12-X2		-BGS/R	2	&EFS=V1AR12UQ41UQ10+V1AR12UQ41UQ10/1.0	
	&EFS=V1AR12UQ41KF1	=**V1AR12UQ41KF1**+V1AR12UQ41-KF3	1.12-X2		-BGS/R	3	&EFS=V1AR12UQ41UQ10+V1AR12UQ41UQ10/1.1	
	&EFS=V1AR12UQ41KF1	=**V1AR12UQ41KF1**+V1AR12UQ41-KF4	1.12-X2		-BGS/R	4	&EFS=V1AR12UQ41UQ10+V1AR12UQ41UQ10/1.1	

=V1AR12UQ41UQ9.1+.AR12UQ41UQ9.1/1

=V1AR12UQ41UQ10.2+.AR12UQ41UQ10.2/1

			Date	9/22/2022	Volvo Trucks North America	Valiant TMS	Cable diagram =V1AR12UQ41UQ10.1+V1AR12UQ41UQ10.1-W1	Drawing name: =2V03&EFS-EL	= V1AR12UQ41UQ10.1
			Ed.	MKLEPADLO					+ V1AR12UQ41UQ10.1
			Appr		P6700 Underbody Floor Skin - Cell 2V03			Document type: EMA	Project nr: 22-16151 Page 1
Modification	Date	Name	Original		Replacement of / Replaced by	Scale 1:1			1721

Cable diagram

F09_002_VLU

Cable name -W1			cable type TPE					
remark			no. of conductors 4			cross-section 18		cable length 2
function text	Page / column	Target designation from	Connection point	conductor	Target designation to	Connection point	Page / column	function text
	&EFS=V1AR12UQ41KF2	**=V1AR12UQ41KF2**+V1AR12UQ41-KF2.12-X2			-BGS/R	1	&EFS=V1AR12UQ41UQ10+V1AR12UQ41UQ10/1.2	
	&EFS=V1AR12UQ41KF2	**=V1AR12UQ41KF2**+V1AR12UQ41-KF2.12-X2			-BGS/R	2	&EFS=V1AR12UQ41UQ10+V1AR12UQ41UQ10/1.2	
	&EFS=V1AR12UQ41KF2	**=V1AR12UQ41KF2**+V1AR12UQ41-KF2.12-X2			-BGS/R	3	&EFS=V1AR12UQ41UQ10+V1AR12UQ41UQ10/1.2	
	&EFS=V1AR12UQ41KF2	**=V1AR12UQ41KF2**+V1AR12UQ41-KF2.12-X2			-BGS/R	4	&EFS=V1AR12UQ41UQ10+V1AR12UQ41UQ10/1.2	

Cable diagram

F09_002_VLU

Cable name -W1			cable type TPE					
remark			no. of conductors 4			cross-section 18		cable length 2
function text	Page / column	Target designation from	Connection point	conductor	Target designation to	Connection point	Page / column	function text
	&EFS=V1AR12UQ41KF1+**=V1AR12UQ41/K3**+V1AR12UQ41-KF1		1.12-X3		-BGS/R	1	&EFS=V1AR12UQ41UQ11+V1AR12UQ41UQ11/1.0	
	&EFS=V1AR12UQ41KF1+**=V1AR12UQ41/K3**+V1AR12UQ41-KF2		1.12-X3		-BGS/R	4	&EFS=V1AR12UQ41UQ11+V1AR12UQ41UQ11/1.1	
	&EFS=V1AR12UQ41KF1+**=V1AR12UQ41/K3**+V1AR12UQ41-KF3		1.12-X3		-BGS/R	3	&EFS=V1AR12UQ41UQ11+V1AR12UQ41UQ11/1.0	

=V1AR12UQ41UQ10.2+.AR12UQ41UQ10.2/1

=V1AR12UQ41UQ12.1+.AR12UQ41UQ12.1/1

			Date	9/22/2022	Volvo Trucks North America	Valiant TMS	Cable diagram =V1AR12UQ41UQ11.1+V1AR12UQ41UQ11.1-W1	Drawing name: =2V03&EFS-EL	= V1AR12UQ41UQ11.1
			Ed.	MKLEPADLO					+ V1AR12UQ41UQ11.1
			Appr		P6700 Underbody Floor Skin - Cell 2V03	Scale 1:1		Document type: EMA	Project nr: 22-16151 Page 1
Modification	Date	Name	Original		Replacement of / Replaced by				1721

Cable diagram

F09_002_VLU

Cable name -W1			cable type TPE					
remark			no. of conductors 4			cross-section 18		cable length 3
function text	Page / column	Target designation from	Connection point	conductor	Target designation to	Connection point	Page / column	function text
	&EFS=V1AR12UQ41KF1	=**V1AR12UQ41KF1**+V1AR12UQ41-KF1	1.12-X4		-BGS/R	1	&EFS=V1AR12UQ41UQ12+V1AR12UQ41UQ12/1.0	
	&EFS=V1AR12UQ41KF1	=**V1AR12UQ41KF1**+V1AR12UQ41-KF2	1.12-X4		-BGS/R	2	&EFS=V1AR12UQ41UQ12+V1AR12UQ41UQ12/1.0	
	&EFS=V1AR12UQ41KF1	=**V1AR12UQ41KF1**+V1AR12UQ41-KF3	1.12-X4		-BGS/R	3	&EFS=V1AR12UQ41UQ12+V1AR12UQ41UQ12/1.1	
	&EFS=V1AR12UQ41KF1	=**V1AR12UQ41KF1**+V1AR12UQ41-KF4	1.12-X4		-BGS/R	4	&EFS=V1AR12UQ41UQ12+V1AR12UQ41UQ12/1.1	

Cable diagram

F09_002_VLU

Cable name -W1			cable type TPE					
remark			no. of conductors 4			cross-section 18		cable length 3
function text	Page / column	Target designation from	Connection point	conductor	Target designation to	Connection point	Page / column	function text
	&EFS=V1AR12UQ41KF2	=V1AR12UQ41KF2+V1AR12UQ41-KF2.12-X4			-BGS/R	1	&EFS=V1AR12UQ41UQ12+V1AR12UQ41UQ12/1.2	
	&EFS=V1AR12UQ41KF2	=V1AR12UQ41KF2+V1AR12UQ41-KF2.12-X4			-BGS/R	2	&EFS=V1AR12UQ41UQ12+V1AR12UQ41UQ12/1.2	
	&EFS=V1AR12UQ41KF2	=V1AR12UQ41KF2+V1AR12UQ41-KF2.12-X4			-BGS/R	3	&EFS=V1AR12UQ41UQ12+V1AR12UQ41UQ12/1.2	
	&EFS=V1AR12UQ41KF2	=V1AR12UQ41KF2+V1AR12UQ41-KF2.12-X4			-BGS/R	4	&EFS=V1AR12UQ41UQ12+V1AR12UQ41UQ12/1.2	

Cable diagram

F09_002_VLU

Cable name -W1			cable type TPE					
remark			no. of conductors 4			cross-section 18		cable length 1
function text	Page / column	Target designation from	Connection point	conductor	Target designation to	Connection point	Page / column	function text
	&EFS/1.0	-XG1/2	P1:1		=V1AR12UQ42KF1-KF1.13-X1	1	&EFS=V1AR12UQ42KF	1/4.0
	&EFS/1.1	-XG1/2	P1:3		=V1AR12UQ42KF1-KF1.13-X1	3	&EFS=V1AR12UQ42KF	1/4.1
	&EFS/1.1	-XG1/2	P1:4		=V1AR12UQ42KF1-KF1.13-X1	4	&EFS=V1AR12UQ42KF	1/4.1
	&EFS/1.1	-XG1/2	P1:2		=V1AR12UQ42KF1-KF1.13-X1	2	&EFS=V1AR12UQ42KF	1/4.0

Cable diagram

F09_002_VLU

Cable name -W1.1			cable type TPE					
remark			no. of conductors 4			cross-section 18		cable length 1
function text	Page / column	Target designation from	Connection point	conductor	Target designation to	Connection point	Page / column	function text
	&EFS/1.0	-BG01	1		-XG1/2	J1:1	&EFS/1.0	
	&EFS/1.0	-BG01	4		-XG1/2	J1:4	&EFS/1.1	
	&EFS/1.1	-BG01	3		-XG1/2	J1:3	&EFS/1.1	

Cable diagram

F09_002_VLU

Cable name -W1.2			cable type TPE					
remark			no. of conductors 4			cross-section 18		cable length 1
function text	Page / column	Target designation from	Connection point	conductor	Target designation to	Connection point	Page / column	function text
	&EFS/1.1	-BG02	1		-XG1/2	J2:1	&EFS/1.1	
	&EFS/1.1	-BG02	4		-XG1/2	J2:4	&EFS/1.2	
	&EFS/1.2	-BG02	3		-XG1/2	J2:3	&EFS/1.2	

Cable diagram

F09_002_VLU

Cable name -W2			cable type TPE					
remark			no. of conductors 4			cross-section 18		cable length 3
function text	Page / column	Target designation from	Connection point	conductor	Target designation to	Connection point	Page / column	function text
	&EFS/1.3	-BG03	1		=V1AR12UQ42KF1-KF1.13-X2	1	&EFS=V1AR12UQ42KF1/4.1	
	&EFS/1.3	-BG03	4		=V1AR12UQ42KF1-KF1.13-X2	4	&EFS=V1AR12UQ42KF1/4.2	
	&EFS/1.3	-BG03	3		=V1AR12UQ42KF1-KF1.13-X2	3	&EFS=V1AR12UQ42KF1/4.2	

Cable diagram

F09_002_VLU

Cable name -W1			cable type TPU					
remark			no. of conductors 5			cross-section 16		cable length 2
function text	Page / column	Target designation from	Connection point	conductor	Target designation to	Connection point	Page / column	function text
	&EFS/2.2	-KF1-X20	5		-R3.CP/CS	C4	&EFS/1.3	
	&EFS/2.1	-KF1-X20	1		-R3.CP/CS	C5	&EFS/1.3	
	&EFS/2.1	-KF1-X20	3		-R3.CP/CS	PE	&EFS/1.3	
	&EFS/2.2	-KF1-X20	4		-R3.CP/CS	C6	&EFS/1.3	
	&EFS/2.1	-KF1-X20	2		-R3.CP/CS	C7	&EFS/1.4	

Cable diagram

F09_002_VLU

Cable name -WF1			cable type PROFINET Cable					
remark			no. of conductors 4			cross-section 22		cable length
function text	Page / column	Target designation from	Connection point	conductor	Target designation to	Connection point	Page / column	function text
	&EFS/2.3	-KF1-TP1			-R3.CP/CS	R3.PROFINET	&EFS/1.5	

Cable diagram

F09_002_VLU

Cable name -W1			cable type TPE					
remark			no. of conductors 4			cross-section 18		cable length 2
function text	Page / column	Target designation from	Connection point	conductor	Target designation to	Connection point	Page / column	function text
	&EFS=V1AR12UQ42KF1+V1AR12UQ42/2.0	=**V1AR12UQ42KF1**+V1AR12UQ42-KF1.11-X1			-BGS/R	1	&EFS=V1AR12UQ42UQ1+V1AR12UQ42UQ1/1.0	
	&EFS=V1AR12UQ42KF1+V1AR12UQ42/2.0	=**V1AR12UQ42KF1**+V1AR12UQ42-KF1.11-X1			-BGS/R	4	&EFS=V1AR12UQ42UQ1+V1AR12UQ42UQ1/1.1	
	&EFS=V1AR12UQ42KF1+V1AR12UQ42/2.1	=**V1AR12UQ42KF1**+V1AR12UQ42-KF1.11-X1			-BGS/R	3	&EFS=V1AR12UQ42UQ1+V1AR12UQ42UQ1/1.0	

Cable diagram

F09_002_VLU

Cable name -W1			cable type TPE					
remark			no. of conductors 4			cross-section 18		cable length 2
function text	Page / column	Target designation from	Connection point	conductor	Target designation to	Connection point	Page / column	function text
	&EFS=V1AR12UQ42KF1+	**=V1AR12UQ42UQ2.1** +V1AR12UQ42-KF1.11-X2			-BGS/R	1	&EFS=V1AR12UQ42UQ2+V1AR12UQ42UQ2/1.0	
	&EFS=V1AR12UQ42KF1+	**=V1AR12UQ42UQ2.1** +V1AR12UQ42-KF1.11-X2			-BGS/R	4	&EFS=V1AR12UQ42UQ2+V1AR12UQ42UQ2/1.1	
	&EFS=V1AR12UQ42KF1+	**=V1AR12UQ42UQ2.1** +V1AR12UQ42-KF1.11-X2			-BGS/R	3	&EFS=V1AR12UQ42UQ2+V1AR12UQ42UQ2/1.0	

=V1AR12UQ42UQ1.1+.AR12UQ42UQ1.1/1

=V1AR12UQ42UQ3.1+.AR12UQ42UQ3.1/1

			Date	9/22/2022	Volvo Trucks North America	Valiant TMS	Cable diagram	Drawing name: =2V03&EFS-EL	= V1AR12UQ42UQ2.1
			Ed.	MKLEPADLO			=V1AR12UQ42UQ2.1+V1AR12UQ42UQ2.1-W1		+ V1AR12UQ42UQ2.1
			Appr		P6700 Underbody Floor Skin - Cell 2V03			Document type: EMA	Project nr: 22-16151
Modification	Date	Name	Original		Replacement of / Replaced by	Scale 1:1			Page 1 / 1721

0	1	2	3	4	5	6	7	8	9

Cable diagram

F09_002_VLU

Cable name	-W1	cable type	TPE		
remark		no. of conductors	4	cross-section 18	cable length 3

function text	Page / column	Target designation from	Connection point	conductor	Target designation to	Connection point	Page / column	function text
	&EFS=V1AR12UQ42KF1+V1AR12UQ42KF3	=V1AR12UQ42/KF1+V1AR12UQ42-KF1.11-X3	1		-BGS/R	1	&EFS=V1AR12UQ42UQ3+V1AR12UQ42UQ3/1.0	
	&EFS=V1AR12UQ42KF1+V1AR12UQ42KF3	=V1AR12UQ42/KF1+V1AR12UQ42-KF2.11-X3	2		-BGS/R	2	&EFS=V1AR12UQ42UQ3+V1AR12UQ42UQ3/1.0	
	&EFS=V1AR12UQ42KF1+V1AR12UQ42KF3	=V1AR12UQ42/KF1+V1AR12UQ42-KF3.11-X3	3		-BGS/R	3	&EFS=V1AR12UQ42UQ3+V1AR12UQ42UQ3/1.1	
	&EFS=V1AR12UQ42KF1+V1AR12UQ42KF3	=V1AR12UQ42/KF1+V1AR12UQ42-KF4.11-X3	4		-BGS/R	4	&EFS=V1AR12UQ42UQ3+V1AR12UQ42UQ3/1.1	

=V1AR12UQ42UQ2.1+.AR12UQ42UQ2.1/1

=V1AR12UQ42UQ3.2+.AR12UQ42UQ3.2/1

			Date	9/22/2022	Volvo Trucks North America	Valiant TMS	Cable diagram =V1AR12UQ42UQ3.1+V1AR12UQ42UQ3.1-W1	Drawing name: =2V03&EFS-EL	= V1AR12UQ42UQ3.1 + V1AR12UQ42UQ3.1
			Ed.	MKLEPADLO	P6700 Underbody Floor Skin - Cell 2V03				
			Appr					Document type: EMA	Project nr: 22-16151
Modification	Date	Name	Original		Replacement of / Replaced by	Scale 1:1			Page 1 / 1721

Cable diagram

F09_002_VLU

Cable name -W1			cable type TPE					
remark			no. of conductors 4			cross-section 18		cable length 3
function text	Page / column	Target designation from	Connection point	conductor	Target designation to	Connection point	Page / column	function text
	&EFS=V1AR12UQ42KF1	=**V1AR12UQ42KF1**+V1AR12UQ42-KF1.11-X4			-BGS/R	1	&EFS=V1AR12UQ42UQ3+V1AR12UQ42UQ3/1.2	
	&EFS=V1AR12UQ42KF1	=**V1AR12UQ42KF1**+V1AR12UQ42-KF1.11-X4			-BGS/R	2	&EFS=V1AR12UQ42UQ3+V1AR12UQ42UQ3/1.2	
	&EFS=V1AR12UQ42KF1	=**V1AR12UQ42KF1**+V1AR12UQ42-KF1.11-X4			-BGS/R	3	&EFS=V1AR12UQ42UQ3+V1AR12UQ42UQ3/1.2	
	&EFS=V1AR12UQ42KF1	=**V1AR12UQ42KF1**+V1AR12UQ42-KF1.11-X4			-BGS/R	4	&EFS=V1AR12UQ42UQ3+V1AR12UQ42UQ3/1.2	

=V1AR12UQ42UQ3.1+.AR12UQ42UQ3.1/1

=V1AR12UQ42UQ3.3+.AR12UQ42UQ3.3/1

			Date	9/22/2022	Volvo Trucks North America	Valiant TMS	Cable diagram =V1AR12UQ42UQ3.2+V1AR12UQ42UQ3.2-W1	Drawing name: =2V03&EFS-EL	= V1AR12UQ42UQ3.2	
			Ed.	MKLEPADLO					+ V1AR12UQ42UQ3.2	
			Appr		P6700 Underbody Floor Skin - Cell 2V03			Document type: EMA	Project nr: 22-16151	Page 1
Modification	Date	Name	Original		Replacement of	Replaced by	Scale 1:1			1721

Cable diagram

F09_002_VLU

Cable name -W1			cable type TPE					
remark			no. of conductors 4			cross-section 18		cable length 3
function text	Page / column	Target designation from	Connection point	conductor	Target designation to	Connection point	Page / column	function text
	&EFS=V1AR12UQ42KF1	=**V1AR12UQ42KF1**+V1AR12UQ42-KF1	1.11-X5		-BGS/R	1	&EFS=V1AR12UQ42UQ3+V1AR12UQ42UQ3/1.4	
	&EFS=V1AR12UQ42KF1	=**V1AR12UQ42KF1**+V1AR12UQ42-KF2	1.11-X5		-BGS/R	2	&EFS=V1AR12UQ42UQ3+V1AR12UQ42UQ3/1.4	
	&EFS=V1AR12UQ42KF1	=**V1AR12UQ42KF1**+V1AR12UQ42-KF3	1.11-X5		-BGS/R	3	&EFS=V1AR12UQ42UQ3+V1AR12UQ42UQ3/1.4	
	&EFS=V1AR12UQ42KF1	=**V1AR12UQ42KF1**+V1AR12UQ42-KF4	1.11-X5		-BGS/R	4	&EFS=V1AR12UQ42UQ3+V1AR12UQ42UQ3/1.4	

			Date	9/22/2022	Volvo Trucks North America	Valiant TMS	Cable diagram =V1AR12UQ42UQ3.3+V1AR12UQ42UQ3.3-W1	Drawing name: =2V03&EFS-EL	= V1AR12UQ42UQ3.3	
			Ed.	MKLEPADLO					+ V1AR12UQ42UQ3.3	
			Appr		P6700 Underbody Floor Skin - Cell 2V03	Scale 1:1		Document type: EMA	Project nr: 22-16151	Page 1
Modification	Date	Name	Original		Replacement of / Replaced by					1721

Cable diagram

F09_002_VLU

Cable name -W1			cable type TPE					
remark			no. of conductors 4			cross-section 18		cable length 1
function text	Page / column	Target designation from	Connection point	conductor	Target designation to	Connection point	Page / column	function text
	&EFS=V1AR12UQ42KF1	**=V1AR12UQ42/K2.6**+V1AR12UQ42-KF1	1.11-X6		-BGS/R	1	&EFS=V1AR12UQ42UQ3+V1AR12UQ42UQ3/1.5	
	&EFS=V1AR12UQ42KF1	**=V1AR12UQ42/K2.6**+V1AR12UQ42-KF2	1.11-X6		-BGS/R	2	&EFS=V1AR12UQ42UQ3+V1AR12UQ42UQ3/1.5	
	&EFS=V1AR12UQ42KF1	**=V1AR12UQ42/K2.6**+V1AR12UQ42-KF3	1.11-X6		-BGS/R	3	&EFS=V1AR12UQ42UQ3+V1AR12UQ42UQ3/1.5	
	&EFS=V1AR12UQ42KF1	**=V1AR12UQ42/K2.7**+V1AR12UQ42-KF4	1.11-X6		-BGS/R	4	&EFS=V1AR12UQ42UQ3+V1AR12UQ42UQ3/1.5	

Cable diagram

F09_002_VLU

Cable name -W1			cable type TPE					
remark			no. of conductors 4			cross-section 18		cable length 1
function text	Page / column	Target designation from	Connection point	conductor	Target designation to	Connection point	Page / column	function text
	&EFS=V1AR12UQ42KF1	=**V1AR12UQ42KF1**+V1AR12UQ42-KF1.11-X7	1		-BGS/R	1	&EFS=V1AR12UQ42UQ3+V1AR12UQ42UQ3/1.7	
	&EFS=V1AR12UQ42KF1	=**V1AR12UQ42KF1**+V1AR12UQ42-KF1.11-X7	2		-BGS/R	2	&EFS=V1AR12UQ42UQ3+V1AR12UQ42UQ3/1.7	
	&EFS=V1AR12UQ42KF1	=**V1AR12UQ42KF1**+V1AR12UQ42-KF1.11-X7	3		-BGS/R	3	&EFS=V1AR12UQ42UQ3+V1AR12UQ42UQ3/1.7	
	&EFS=V1AR12UQ42KF1	=**V1AR12UQ42KF1**+V1AR12UQ42-KF1.11-X7	4		-BGS/R	4	&EFS=V1AR12UQ42UQ3+V1AR12UQ42UQ3/1.7	

=V1AR12UQ42UQ3.4+.AR12UQ42UQ3.4/1

=V1AR12UQ42UQ4.1+.AR12UQ42UQ4.1/1

			Date	9/22/2022	Volvo Trucks North America		Valiant TMS	Cable diagram =V1AR12UQ42UQ3.5+V1AR12UQ42UQ3.5-W1	Drawing name: =2V03&EFS-EL	= V1AR12UQ42UQ3.5 + V1AR12UQ42UQ3.5
			Ed.	MKLEPADLO						
			Appr		P6700 Underbody Floor Skin - Cell 2V03		Scale 1:1		Document type: EMA	Project nr: 22-16151
Modification	Date	Name	Original		Replacement of	Replaced by				Page 1 / 1721

Cable diagram

F09_002_VLU

Cable name -W1			cable type TPE					
remark			no. of conductors 4			cross-section 18		cable length 3
function text	Page / column	Target designation from	Connection point	conductor	Target designation to	Connection point	Page / column	function text
	&EFS=V1AR12UQ42KF1	**=V1AR12UQ42KF1**+V1AR12UQ42-KF1.11-X8			-BGS/R	1	&EFS=V1AR12UQ42UQ4+V1AR12UQ42UQ4/1.0	
	&EFS=V1AR12UQ42KF1	**=V1AR12UQ42KF1**+V1AR12UQ42-KF1.11-X8			-BGS/R	2	&EFS=V1AR12UQ42UQ4+V1AR12UQ42UQ4/1.0	
	&EFS=V1AR12UQ42KF1	**=V1AR12UQ42KF1**+V1AR12UQ42-KF1.11-X8			-BGS/R	3	&EFS=V1AR12UQ42UQ4+V1AR12UQ42UQ4/1.1	
	&EFS=V1AR12UQ42KF1	**=V1AR12UQ42KF1**+V1AR12UQ42-KF1.11-X8			-BGS/R	4	&EFS=V1AR12UQ42UQ4+V1AR12UQ42UQ4/1.1	

Cable diagram

F09_002_VLU

Cable name -W1			cable type TPE					
remark			no. of conductors 4			cross-section 18		cable length 3
function text	Page / column	Target designation from	Connection point	conductor	Target designation to	Connection point	Page / column	function text
	&EFS=V1AR12UQ42KF1	**=V1AR12UQ42/K3.0**+V1AR12UQ42-KF1	1.12-X1		-BGS/R	1	&EFS=V1AR12UQ42UQ5+V1AR12UQ42UQ5/1.0	
	&EFS=V1AR12UQ42KF1	**=V1AR12UQ42/K3.0**+V1AR12UQ42-KF2	1.12-X1		-BGS/R	2	&EFS=V1AR12UQ42UQ5+V1AR12UQ42UQ5/1.0	
	&EFS=V1AR12UQ42KF1	**=V1AR12UQ42/K3.1**+V1AR12UQ42-KF3	1.12-X1		-BGS/R	3	&EFS=V1AR12UQ42UQ5+V1AR12UQ42UQ5/1.1	
	&EFS=V1AR12UQ42KF1	**=V1AR12UQ42/K3.1**+V1AR12UQ42-KF4	1.12-X1		-BGS/R	4	&EFS=V1AR12UQ42UQ5+V1AR12UQ42UQ5/1.1	

Cable diagram

F09_002_VLU

Cable name -W1			cable type TC-ER					
remark			no. of conductors 4			cross-section 10		cable length 18
function text	Page / column	Target designation from	Connection point	conductor	Target designation to	Connection point	Page / column	function text
	&EFS=V1WC2+.UC11/11.7	=V1AR12+UC11-FC1	2		-Q1	1	&EFS/1.3	
	&EFS=V1WC2+.UC11/11.7	=V1AR12+UC11-FC1	4		-Q1	3	&EFS/1.3	
	&EFS=V1WC2+.UC11/11.7	=V1AR12+UC11-FC1	6		-Q1	5	&EFS/1.3	
Power Distribution =V1AR12	&EFS=V1WC2+.UC11/11.8		PE		-PE		&EFS/1.4	

Cable diagram

F09_002_VLU

Cable name -W1			cable type TPE					
remark			no. of conductors 4			cross-section 18		cable length 2
function text	Page / column	Target designation from	Connection point	conductor	Target designation to	Connection point	Page / column	function text
	&EFS/1.0	-BG01	1		=V1AR13UQ41KF1-KF1.13-X1	1	&EFS=V1AR13UQ41KF1/4.0	
	&EFS/1.0	-BG01	4		=V1AR13UQ41KF1-KF1.13-X1	4	&EFS=V1AR13UQ41KF1/4.1	
	&EFS/1.1	-BG01	3		=V1AR13UQ41KF1-KF1.13-X1	3	&EFS=V1AR13UQ41KF1/4.1	

Cable diagram

F09_002_VLU

Cable name -W2			cable type TPE					
remark			no. of conductors 4			cross-section 18		cable length 2
function text	Page / column	Target designation from	Connection point	conductor	Target designation to	Connection point	Page / column	function text
	&EFS/1.3	-BG02	1		=V1AR13UQ41KF2-KF2.13-X1	1	&EFS=V1AR13UQ41KF2/4.0	
	&EFS/1.3	-BG02	4		=V1AR13UQ41KF2-KF2.13-X1	4	&EFS=V1AR13UQ41KF2/4.1	
	&EFS/1.3	-BG02	3		=V1AR13UQ41KF2-KF2.13-X1	3	&EFS=V1AR13UQ41KF2/4.1	

Cable diagram

F09_002_VLU

Cable name -W1			cable type TPU					
remark			no. of conductors 5			cross-section 16		cable length 2
function text	Page / column	Target designation from	Connection point	conductor	Target designation to	Connection point	Page / column	function text
	&EFS/1.3	-R3.CP/CS	C5		-XG1	P1:1	&EFS/1.0	
	&EFS/1.4	-R3.CP/CS	C7		-XG1	P1:2	&EFS/1.0	
	&EFS/1.3	-R3.CP/CS	C4		-XG1	P1:4	&EFS/1.0	
	&EFS/1.3	-R3.CP/CS	PE		-XG1	P1:3	&EFS/1.1	

			Date	9/22/2022	Volvo Trucks North America	Valiant TMS	Cable diagram =V1AR13UQ41KF1+V1AR13UQ41-W1	Drawing name: =2V03&EFS-EL	= V1AR13UQ41KF1
			Ed.	MKLEPADLO					+ V1AR13UQ41
			Appr		P6700 Underbody Floor Skin - Cell 2V03			Document type: EMA	Project nr: 22-16151 Page 1
Modification	Date	Name	Original		Replacement of / Replaced by	Scale 1:1			1721

Cable diagram

F09_002_VLU

Cable name -W1.1			cable type TPU					
remark			no. of conductors 5			cross-section 16		cable length 1
function text	Page / column	Target designation from	Connection point	conductor	Target designation to	Connection point	Page / column	function text
	&EFS/2.1	-KF1-X20	1		-XG1	J1:1	&EFS/1.0	
	&EFS/2.1	-KF1-X20	2		-XG1	J1:2	&EFS/1.0	
	&EFS/2.2	-KF1-X20	5		-XG1	J1:4	&EFS/1.0	
	&EFS/2.1	-KF1-X20	3		-XG1	J1:3	&EFS/1.1	

Cable diagram

F09_002_VLU

Cable name -WF1			cable type PROFINET Cable					
remark			no. of conductors 4			cross-section 22		cable length
function text	Page / column	Target designation from	Connection point	conductor	Target designation to	Connection point	Page / column	function text
	&EFS/2.3	-KF1-TP1			-R3.CP/CS	R3.PROFINET	&EFS/1.5	

			Date	9/22/2022	Volvo Trucks North America	Valiant TMS	Cable diagram =V1AR13UQ41KF1+V1AR13UQ41-WF1	Drawing name: =2V03&EFS-EL / = V1AR13UQ41KF1 / + V1AR13UQ41
			Ed.	MKLEPADLO				
			Appr		P6700 Underbody Floor Skin - Cell 2V03	Scale 1:1		Document type: EMA / Project nr: 22-16151 / Page 3 / 1721
Modification	Date	Name	Original		Replacement of / Replaced by			

Cable diagram

F09_002_VLU

Cable name -W1.2			cable type TPU					
remark			no. of conductors 5			cross-section 16		cable length 1
function text	Page / column	Target designation from	Connection point	conductor	Target designation to	Connection point	Page / column	function text
	&EFS=V1AR13UQ41KF1/4V1	=V1AR13UQ41KF1-XG1	J2:1		-KF2-X20	1	&EFS/2.1	
	&EFS=V1AR13UQ41KF1/4V1	=V1AR13UQ41KF1-XG1	J2:2		-KF2-X20	2	&EFS/2.1	
	&EFS=V1AR13UQ41KF1/4V2	=V1AR13UQ41KF1-XG1	J2:4		-KF2-X20	5	&EFS/2.2	
	&EFS=V1AR13UQ41KF1/4V2	=V1AR13UQ41KF1-XG1	J2:3		-KF2-X20	3	&EFS/2.1	

			Date	9/22/2022	Volvo Trucks North America	Valiant TMS	Cable diagram =V1AR13UQ41KF2+V1AR13UQ41-W1.2	Drawing name: =2V03&EFS-EL	= V1AR13UQ41KF2 + V1AR13UQ41
			Ed.	MKLEPADLO					
			Appr		P6700 Underbody Floor Skin - Cell 2V03			Document type: EMA	Project nr: 22-16151
Modification	Date	Name	Original		Replacement of / Replaced by	Scale 1:1			Page 1 / 1721

Cable diagram

F09_002_VLU

Cable name -WF2			cable type PROFINET Cable					
remark			no. of conductors 4			cross-section 22		cable length
function text	Page / column	Target designation from	Connection point	conductor	Target designation to	Connection point	Page / column	function text
	&EFS=V1AR13UQ41KF1/2V1	=V1AR13UQ41KF1-KF1-TP2			-KF2-TP1		&EFS/2.3	

0	1	2	3	4	5	6	7	8	9

Cable diagram

F09_002_VLU

Cable name	-W1	cable type	TPE		
remark		no. of conductors	4	cross-section 18	cable length 2

function text	Page / column	Target designation from	Connection point	conductor	Target designation to	Connection point	Page / column	function text
	&EFS=V1AR13UQ41KF1+V1AR13UQ41/2.0	=V1AR13UQ41KF1+V1AR13UQ41-KF1	1.11-X1		-BGS/R	1	&EFS=V1AR13UQ41UQ1+V1AR13UQ41UQ1/1.0	
	&EFS=V1AR13UQ41KF1+V1AR13UQ41/2.0	=V1AR13UQ41KF1+V1AR13UQ41-KF2	1.11-X1		-BGS/R	4	&EFS=V1AR13UQ41UQ1+V1AR13UQ41UQ1/1.1	
	&EFS=V1AR13UQ41KF1+V1AR13UQ41/2.1	=V1AR13UQ41KF1+V1AR13UQ41-KF3	1.11-X1		-BGS/R	3	&EFS=V1AR13UQ41UQ1+V1AR13UQ41UQ1/1.0	

=V1AR13UQ41KF2+V1AR13UQ41/2

=V1AR13UQ41UQ2.1+.AR13UQ41UQ2.1/1

			Date	9/22/2022	Volvo Trucks North America	Valiant TMS	Cable diagram =V1AR13UQ41UQ1.1+V1AR13UQ41UQ1.1-W1	Drawing name: =2V03&EFS-EL	= V1AR13UQ41UQ1.1 + V1AR13UQ41UQ1.1
			Ed.	MKLEPADLO	P6700 Underbody Floor Skin - Cell 2V03				
			Appr					Document type: EMA	Project nr: 22-16151
Modification	Date	Name	Original		Replacement of / Replaced by	Scale 1:1			Page 1 / 1721

Cable diagram

F09_002_VLU

Cable name -W1			cable type TPE					
remark			no. of conductors 4			cross-section 18		cable length 3
function text	Page / column	Target designation from	Connection point	conductor	Target designation to	Connection point	Page / column	function text
	&EFS=V1AR13UQ41KF1	=**V1AR13UQ41UQ2.1**+V1AR13UQ41-KF1	1.11-X2		-BGS/R	1	&EFS=V1AR13UQ41UQ2+V1AR13UQ41UQ2/1.0	
	&EFS=V1AR13UQ41KF1	=**V1AR13UQ41UQ2.1**+V1AR13UQ41-KF2	1.11-X2		-BGS/R	2	&EFS=V1AR13UQ41UQ2+V1AR13UQ41UQ2/1.0	
	&EFS=V1AR13UQ41KF1	=**V1AR13UQ41UQ2.1**+V1AR13UQ41-KF3	1.11-X2		-BGS/R	3	&EFS=V1AR13UQ41UQ2+V1AR13UQ41UQ2/1.1	
	&EFS=V1AR13UQ41KF1	=**V1AR13UQ41UQ2.1**+V1AR13UQ41-KF4	1.11-X2		-BGS/R	4	&EFS=V1AR13UQ41UQ2+V1AR13UQ41UQ2/1.1	

Cable diagram

F09_002_VLU

Cable name -W1			cable type TPE					
remark			no. of conductors 4			cross-section 18		cable length 3
function text	Page / column	Target designation from	Connection point	conductor	Target designation to	Connection point	Page / column	function text
	&EFS=V1AR13UQ41KF2+**V1AR13UQ41UQ2.2**+V1AR13UQ41-KF2.11-X2				-BGS/R	1	&EFS=V1AR13UQ41UQ2+V1AR13UQ41UQ2/1.2	
	&EFS=V1AR13UQ41KF2+**V1AR13UQ41UQ2.2**+V1AR13UQ41-KF2.11-X2				-BGS/R	2	&EFS=V1AR13UQ41UQ2+V1AR13UQ41UQ2/1.2	
	&EFS=V1AR13UQ41KF2+**V1AR13UQ41UQ2.2**+V1AR13UQ41-KF2.11-X2				-BGS/R	3	&EFS=V1AR13UQ41UQ2+V1AR13UQ41UQ2/1.2	
	&EFS=V1AR13UQ41KF2+**V1AR13UQ41UQ2.2**+V1AR13UQ41-KF2.11-X2				-BGS/R	4	&EFS=V1AR13UQ41UQ2+V1AR13UQ41UQ2/1.2	

=V1AR13UQ41UQ2.1+.AR13UQ41UQ2.1/1

=V1AR13UQ41UQ3.1+.AR13UQ41UQ3.1/1

			Date	9/22/2022	Volvo Trucks North America	Valiant TMS	Cable diagram =V1AR13UQ41UQ2.2+V1AR13UQ41UQ2.2-W1	Drawing name: =2V03&EFS-EL	= V1AR13UQ41UQ2.2
			Ed.	MKLEPADLO					+ V1AR13UQ41UQ2.2
			Appr		P6700 Underbody Floor Skin - Cell 2V03			Document type: EMA	Project nr: 22-16151
Modification	Date	Name	Original		Replacement of	Replaced by	Scale 1:1		Page 1 / 1721

0	1	2	3	4	5	6	7	8	9

Cable diagram

F09_002_VLU

Cable name	-W1	cable type	TPE		
remark		no. of conductors	4	cross-section 18	cable length 2

function text	Page / column	Target designation from	Connection point	conductor	Target designation to	Connection point	Page / column	function text
	&EFS=V1AR13UQ41KF1+V1AR13UQ41KF1	=V1AR13UQ41KF1+V1AR13UQ41-KF1	1.11-X3		-BGS/R	1	&EFS=V1AR13UQ41UQ3+V1AR13UQ41UQ3/1.0	
	&EFS=V1AR13UQ41KF1+V1AR13UQ41KF1	=V1AR13UQ41KF1+V1AR13UQ41-KF2	1.11-X3		-BGS/R	2	&EFS=V1AR13UQ41UQ3+V1AR13UQ41UQ3/1.0	
	&EFS=V1AR13UQ41KF1+V1AR13UQ41KF1	=V1AR13UQ41KF1+V1AR13UQ41-KF3	1.11-X3		-BGS/R	3	&EFS=V1AR13UQ41UQ3+V1AR13UQ41UQ3/1.1	
	&EFS=V1AR13UQ41KF1+V1AR13UQ41KF1	=V1AR13UQ41KF1+V1AR13UQ41-KF4	1.11-X3		-BGS/R	4	&EFS=V1AR13UQ41UQ3+V1AR13UQ41UQ3/1.1	

=V1AR13UQ41UQ2.2+.AR13UQ41UQ2.2/1

=V1AR13UQ41UQ3.2+.AR13UQ41UQ3.2/1

			Date	9/22/2022	Volvo Trucks North America	Valiant TMS	Cable diagram =V1AR13UQ41UQ3.1+V1AR13UQ41UQ3.1-W1	Drawing name: =2V03&EFS-EL	= V1AR13UQ41UQ3.1 + V1AR13UQ41UQ3.1
			Ed.	MKLEPADLO	P6700 Underbody Floor Skin - Cell 2V03				
			Appr					Document type: EMA	Project nr: 22-16151
Modification	Date	Name	Original		Replacement of / Replaced by	Scale 1:1			Page 1 / 1721

Cable diagram

F09_002_VLU

Cable name -W1			cable type TPE					
remark			no. of conductors 4			cross-section 18		cable length 2
function text	Page / column	Target designation from	Connection point	conductor	Target designation to	Connection point	Page / column	function text
	&EFS=V1AR13UQ41KF2+V1AR13UQ41KF2.3	**=V1AR13UQ41/KF2.3**+V1AR13UQ41-KF2.11-X3			-BGS/R	1	&EFS=V1AR13UQ41UQ3+V1AR13UQ41UQ3/1.2	
	&EFS=V1AR13UQ41KF2+V1AR13UQ41KF2.3	**=V1AR13UQ41/KF2.3**+V1AR13UQ41-KF2.11-X3			-BGS/R	2	&EFS=V1AR13UQ41UQ3+V1AR13UQ41UQ3/1.2	
	&EFS=V1AR13UQ41KF2+V1AR13UQ41KF2.3	**=V1AR13UQ41/KF2.3**+V1AR13UQ41-KF2.11-X3			-BGS/R	3	&EFS=V1AR13UQ41UQ3+V1AR13UQ41UQ3/1.2	
	&EFS=V1AR13UQ41KF2+V1AR13UQ41KF2.3	**=V1AR13UQ41/KF2.3**+V1AR13UQ41-KF2.11-X3			-BGS/R	4	&EFS=V1AR13UQ41UQ3+V1AR13UQ41UQ3/1.2	

0	1	2	3	4	5	6	7	8	9

Cable diagram

F09_002_VLU

Cable name	-W1	cable type	TPE		
remark		no. of conductors	4	cross-section 18	cable length 1

function text	Page / column	Target designation from	Connection point	conductor	Target designation to	Connection point	Page / column	function text
	&EFS=V1AR13UQ41KF1+V1AR13UQ41KF1	=V1AR13UQ41KF1+V1AR13UQ41-KF1	1.11-X4		-BGS/R	1	&EFS=V1AR13UQ41UQ4+V1AR13UQ41UQ4/1.0	
	&EFS=V1AR13UQ41KF1+V1AR13UQ41KF1	=V1AR13UQ41KF1+V1AR13UQ41-KF2	1.11-X4		-BGS/R	4	&EFS=V1AR13UQ41UQ4+V1AR13UQ41UQ4/1.1	
	&EFS=V1AR13UQ41KF1+V1AR13UQ41KF1	=V1AR13UQ41KF1+V1AR13UQ41-KF3	1.11-X4		-BGS/R	3	&EFS=V1AR13UQ41UQ4+V1AR13UQ41UQ4/1.0	

=V1AR13UQ41UQ3.2+.AR13UQ41UQ3.2/1

=V1AR13UQ41UQ5.1+.AR13UQ41UQ5.1/1

			Date	9/22/2022	Volvo Trucks North America	Valiant TMS	Cable diagram =V1AR13UQ41UQ4.1+V1AR13UQ41UQ4.1-W1	Drawing name: =2V03&EFS-EL	= V1AR13UQ41UQ4.1 + V1AR13UQ41UQ4.1
			Ed.	MKLEPADLO	P6700 Underbody Floor Skin - Cell 2V03				
			Appr					Document type: EMA	Project nr: 22-16151
Modification	Date	Name	Original		Replacement of / Replaced by	Scale 1:1			Page 1 / 1721

0	1	2	3	4	5	6	7	8	9

Cable diagram

F09_002_VLU

Cable name	-W1	cable type	TPE		
remark		no. of conductors	4	cross-section 18	cable length 2

function text	Page / column	Target designation from	Connection point	conductor	Target designation to	Connection point	Page / column	function text
	&EFS=V1AR13UQ41KF1+V1AR13UQ41KF1	=V1AR13UQ41KF1+V1AR13UQ41-KF1	1.11-X5		-BGS/R	1	&EFS=V1AR13UQ41UQ5+V1AR13UQ41UQ5/1.0	
	&EFS=V1AR13UQ41KF1+V1AR13UQ41KF1	=V1AR13UQ41KF1+V1AR13UQ41-KF2	1.11-X5		-BGS/R	4	&EFS=V1AR13UQ41UQ5+V1AR13UQ41UQ5/1.1	
	&EFS=V1AR13UQ41KF1+V1AR13UQ41KF1	=V1AR13UQ41KF1+V1AR13UQ41-KF3	1.11-X5		-BGS/R	3	&EFS=V1AR13UQ41UQ5+V1AR13UQ41UQ5/1.0	

=V1AR13UQ41UQ4.1+.AR13UQ41UQ4.1/1

=V1AR13UQ41UQ6.1+.AR13UQ41UQ6.1/1

			Date	9/22/2022	Volvo Trucks North America	Valiant TMS	Cable diagram =V1AR13UQ41UQ5.1+V1AR13UQ41UQ5.1-W1	Drawing name: =2V03&EFS-EL	= V1AR13UQ41UQ5.1 + V1AR13UQ41UQ5.1
			Ed.	MKLEPADLO	P6700 Underbody Floor Skin - Cell 2V03				
			Appr					Document type: EMA	Project nr: 22-16151
Modification	Date	Name	Original		Replacement of / Replaced by	Scale 1:1			Page 1 / 1721

0	1	2	3	4	5	6	7	8	9

Cable diagram

F09_002_VLU

Cable name	-W1	cable type	TPE		
remark		no. of conductors	4	cross-section 18	cable length 2

function text	Page / column	Target designation from	Connection point	conductor	Target designation to	Connection point	Page / column	function text
	&EFS=V1AR13UQ41KF1+V1AR13UQ41KF1	=V1AR13UQ41/X6.6+V1AR13UQ41-KF1	1.11-X6		-BGS/R	1	&EFS=V1AR13UQ41UQ6+V1AR13UQ41UQ6/1.0	
	&EFS=V1AR13UQ41KF1+V1AR13UQ41KF1	=V1AR13UQ41/X6.6+V1AR13UQ41-KF2	1.11-X6		-BGS/R	4	&EFS=V1AR13UQ41UQ6+V1AR13UQ41UQ6/1.1	
	&EFS=V1AR13UQ41KF1+V1AR13UQ41KF1	=V1AR13UQ41/X6.6+V1AR13UQ41-KF3	1.11-X6		-BGS/R	3	&EFS=V1AR13UQ41UQ6+V1AR13UQ41UQ6/1.0	

=V1AR13UQ41UQ5.1+.AR13UQ41UQ5.1/1

=V1AR13UQ41UQ7.1+.AR13UQ41UQ7.1/1

			Date	9/22/2022	Volvo Trucks North America	Valiant TMS	Cable diagram =V1AR13UQ41UQ6.1+V1AR13UQ41UQ6.1-W1	Drawing name: =2V03&EFS-EL	= V1AR13UQ41UQ6.1 + V1AR13UQ41UQ6.1
			Ed.	MKLEPADLO	P6700 Underbody Floor Skin - Cell 2V03				
			Appr					Document type: EMA	Project nr: 22-16151
Modification	Date	Name	Original		Replacement of / Replaced by	Scale 1:1			Page 1 / 1721

Cable diagram

F09_002_VLU

Cable name -W1			cable type TPE					
remark			no. of conductors 4			cross-section 18		cable length 2
function text	Page / column	Target designation from	Connection point	conductor	Target designation to	Connection point	Page / column	function text
	&EFS=V1AR13UQ41KF1+	**=V1AR13UQ41/K2.7**	+V1AR13UQ41-KF1	1.11-X7	-BGS/R	1	&EFS=V1AR13UQ41UQ7+V1AR13UQ41UQ7/1.0	
	&EFS=V1AR13UQ41KF1+	**=V1AR13UQ41/K2.7**	+V1AR13UQ41-KF1	2.11-X7	-BGS/R	4	&EFS=V1AR13UQ41UQ7+V1AR13UQ41UQ7/1.1	
	&EFS=V1AR13UQ41KF1+	**=V1AR13UQ41/K2.8**	+V1AR13UQ41-KF1	3.11-X7	-BGS/R	3	&EFS=V1AR13UQ41UQ7+V1AR13UQ41UQ7/1.0	

=V1AR13UQ41UQ6.1+.AR13UQ41UQ6.1/1

=V1AR13UQ41UQ8.1+.AR13UQ41UQ8.1/1

			Date	9/22/2022	Volvo Trucks North America	Valiant TMS	Cable diagram =V1AR13UQ41UQ7.1+V1AR13UQ41UQ7.1-W1	Drawing name: =2V03&EFS-EL	= V1AR13UQ41UQ7.1
			Ed.	MKLEPADLO					+ V1AR13UQ41UQ7.1
			Appr		P6700 Underbody Floor Skin - Cell 2V03	Scale 1:1		Document type: EMA	Project nr: 22-16151
Modification	Date	Name	Original		Replacement of / Replaced by				Page 1 / 1721

0	1	2	3	4	5	6	7	8	9

Cable diagram

F09_002_VLU

Cable name	-W1	cable type	TPE		
remark		no. of conductors	4	cross-section 18	cable length 1

function text	Page / column	Target designation from	Connection point	conductor	Target designation to	Connection point	Page / column	function text
	&EFS=V1AR13UQ41KF1+V1AR13UQ41KF1	=V1AR13UQ41/2.8+V1AR13UQ41-KF1	1.11-X8		-BGS/R	1	&EFS=V1AR13UQ41UQ8+V1AR13UQ41UQ8/1.0	
	&EFS=V1AR13UQ41KF1+V1AR13UQ41KF1	=V1AR13UQ41/2.9+V1AR13UQ41-KF2	1.11-X8		-BGS/R	2	&EFS=V1AR13UQ41UQ8+V1AR13UQ41UQ8/1.0	
	&EFS=V1AR13UQ41KF1+V1AR13UQ41KF1	=V1AR13UQ41/2.9+V1AR13UQ41-KF3	1.11-X8		-BGS/R	3	&EFS=V1AR13UQ41UQ8+V1AR13UQ41UQ8/1.1	
	&EFS=V1AR13UQ41KF1+V1AR13UQ41KF1	=V1AR13UQ41/2.9+V1AR13UQ41-KF4	1.11-X8		-BGS/R	4	&EFS=V1AR13UQ41UQ8+V1AR13UQ41UQ8/1.1	

=V1AR13UQ41UQ7.1+.AR13UQ41UQ7.1/1

=V1AR13UQ41UQ8.2+.AR13UQ41UQ8.2/1

			Date	9/22/2022	Volvo Trucks North America	Valiant TMS	Cable diagram =V1AR13UQ41UQ8.1+V1AR13UQ41UQ8.1-W1	Drawing name: =2V03&EFS-EL	= V1AR13UQ41UQ8.1 + V1AR13UQ41UQ8.1
			Ed.	MKLEPADLO	P6700 Underbody Floor Skin - Cell 2V03				
			Appr					Document type: EMA	Project nr: 22-16151
Modification	Date	Name	Original		Replacement of / Replaced by	Scale 1:1			Page 1 / 1721

Cable diagram

F09_002_VLU

Cable name -W1			cable type TPE					
remark			no. of conductors 4			cross-section 18		cable length 1
function text	Page / column	Target designation from	Connection point	conductor	Target designation to	Connection point	Page / column	function text
	&EFS=V1AR13UQ41KF2	=**V1AR13UQ41KF2**+V1AR13UQ41-KF2.11-X8	1		-BGS/R	1	&EFS=V1AR13UQ41UQ8	+V1AR13UQ41UQ8/1.2
	&EFS=V1AR13UQ41KF2	=**V1AR13UQ41KF2**+V1AR13UQ41-KF2.11-X8	2		-BGS/R	2	&EFS=V1AR13UQ41UQ8	+V1AR13UQ41UQ8/1.2
	&EFS=V1AR13UQ41KF2	=**V1AR13UQ41KF2**+V1AR13UQ41-KF2.11-X8	3		-BGS/R	3	&EFS=V1AR13UQ41UQ8	+V1AR13UQ41UQ8/1.2
	&EFS=V1AR13UQ41KF2	=**V1AR13UQ41KF2**+V1AR13UQ41-KF2.11-X8	4		-BGS/R	4	&EFS=V1AR13UQ41UQ8	+V1AR13UQ41UQ8/1.2

Cable diagram

F09_002_VLU

Cable name -W1			cable type TPE					
remark			no. of conductors 4			cross-section 18		cable length 2
function text	Page / column	Target designation from	Connection point	conductor	Target designation to	Connection point	Page / column	function text
	&EFS=V1AR13UQ41KF1+	**=V1AR13UQ41/K3.0**	+V1AR13UQ41-KF1	1.12-X1		-BGS/R	1	&EFS=V1AR13UQ41UQ9+V1AR13UQ41UQ9/1.0
	&EFS=V1AR13UQ41KF1+	**=V1AR13UQ41/K3.0**	+V1AR13UQ41-KF2	1.12-X1		-BGS/R	4	&EFS=V1AR13UQ41UQ9+V1AR13UQ41UQ9/1.1
	&EFS=V1AR13UQ41KF1+	**=V1AR13UQ41/K3.1**	+V1AR13UQ41-KF1	1.12-X1		-BGS/R	3	&EFS=V1AR13UQ41UQ9+V1AR13UQ41UQ9/1.0

=V1AR13UQ41UQ8.2+.AR13UQ41UQ8.2/1

=V1AR13UQ41UQ10.1+.AR13UQ41UQ10.1/1

			Date	9/22/2022	Volvo Trucks North America	Valiant TMS	Cable diagram =V1AR13UQ41UQ9.1+V1AR13UQ41UQ9.1-W1	Drawing name: =2V03&EFS-EL	= V1AR13UQ41UQ9.1
			Ed.	MKLEPADLO					+ V1AR13UQ41UQ9.1
			Appr		P6700 Underbody Floor Skin - Cell 2V03			Document type: EMA	Project nr: 22-16151
Modification	Date	Name	Original		Replacement of / Replaced by	Scale 1:1			Page 1 / 1721

Cable diagram

F09_002_VLU

Cable name -W1			cable type TPE					
remark			no. of conductors 4			cross-section 18		cable length 2
function text	Page / column	Target designation from	Connection point	conductor	Target designation to	Connection point	Page / column	function text
	&EFS=V1AR13UQ41KF1	**=V1AR13UQ41/K3.1**+V1AR13UQ41-KF1	1.12-X2		-BGS/R	1	&EFS=V1AR13UQ41UQ10+V1AR13UQ41UQ10/1.0	
	&EFS=V1AR13UQ41KF1	**=V1AR13UQ41/K3.2**+V1AR13UQ41-KF2	1.12-X2		-BGS/R	2	&EFS=V1AR13UQ41UQ10+V1AR13UQ41UQ10/1.0	
	&EFS=V1AR13UQ41KF1	**=V1AR13UQ41/K3.2**+V1AR13UQ41-KF3	1.12-X2		-BGS/R	3	&EFS=V1AR13UQ41UQ10+V1AR13UQ41UQ10/1.1	
	&EFS=V1AR13UQ41KF1	**=V1AR13UQ41/K3.2**+V1AR13UQ41-KF4	1.12-X2		-BGS/R	4	&EFS=V1AR13UQ41UQ10+V1AR13UQ41UQ10/1.1	

=V1AR13UQ41UQ9.1+.AR13UQ41UQ9.1/1

=V1AR13UQ41UQ10.2+.AR13UQ41UQ10.2/1

			Date	9/22/2022	Volvo Trucks North America	Valiant TMS	Cable diagram =V1AR13UQ41UQ10.1+V1AR13UQ41UQ10.1-W1	Drawing name: =2V03&EFS-EL	= V1AR13UQ41UQ10.1
			Ed.	MKLEPADLO					+ V1AR13UQ41UQ10.1
			Appr		P6700 Underbody Floor Skin - Cell 2V03			Document type: EMA	Project nr: 22-16151
Modification	Date	Name	Original		Replacement of	Replaced by	Scale 1:1		Page 1 / 1721

Cable diagram

F09_002_VLU

Cable name -W1			cable type TPE					
remark			no. of conductors 4			cross-section 18		cable length 2
function text	Page / column	Target designation from	Connection point	conductor	Target designation to	Connection point	Page / column	function text
	&EFS=V1AR13UQ41KF2	**=V1AR13UQ41/K3.2**+V1AR13UQ41-KF2.12-X2			-BGS/R	1	&EFS=V1AR13UQ41UQ10+V1AR13UQ41UQ10/1.2	
	&EFS=V1AR13UQ41KF2	**=V1AR13UQ41/K3.2**+V1AR13UQ41-KF2.12-X2			-BGS/R	2	&EFS=V1AR13UQ41UQ10+V1AR13UQ41UQ10/1.2	
	&EFS=V1AR13UQ41KF2	**=V1AR13UQ41/K3.2**+V1AR13UQ41-KF2.12-X2			-BGS/R	3	&EFS=V1AR13UQ41UQ10+V1AR13UQ41UQ10/1.2	
	&EFS=V1AR13UQ41KF2	**=V1AR13UQ41/K3.2**+V1AR13UQ41-KF2.12-X2			-BGS/R	4	&EFS=V1AR13UQ41UQ10+V1AR13UQ41UQ10/1.2	

0	1	2	3	4	5	6	7	8	9

Cable diagram

F09_002_VLU

Cable name	-W1	cable type	TPE		
remark		no. of conductors	4	cross-section 18	cable length 3

function text	Page / column	Target designation from	Connection point	conductor	Target designation to	Connection point	Page / column	function text
	&EFS=V1AR13UQ41KF1+V1AR13UQ41KF1	=V1AR13UQ41KF1+V1AR13UQ41-KF1.12-X3	1		-BGS/R	1	&EFS=V1AR13UQ41UQ11+V1AR13UQ41UQ11/1.0	
	&EFS=V1AR13UQ41KF1+V1AR13UQ41KF1	=V1AR13UQ41KF1+V1AR13UQ41-KF1.12-X3	2		-BGS/R	2	&EFS=V1AR13UQ41UQ11+V1AR13UQ41UQ11/1.0	
	&EFS=V1AR13UQ41KF1+V1AR13UQ41KF1	=V1AR13UQ41KF1+V1AR13UQ41-KF1.12-X3	3		-BGS/R	3	&EFS=V1AR13UQ41UQ11+V1AR13UQ41UQ11/1.1	
	&EFS=V1AR13UQ41KF1+V1AR13UQ41KF1	=V1AR13UQ41KF1+V1AR13UQ41-KF1.12-X3	4		-BGS/R	4	&EFS=V1AR13UQ41UQ11+V1AR13UQ41UQ11/1.1	

=V1AR13UQ41UQ10.2+.AR13UQ41UQ10.2/1

=V1AR13UQ41UQ11.2+.AR13UQ41UQ11.2/1

			Date	9/22/2022	Volvo Trucks North America	Valiant TMS	Cable diagram =V1AR13UQ41UQ11.1+V1AR13UQ41UQ11.1-W1	Drawing name: =2V03&EFS-EL	= V1AR13UQ41UQ11.1 + V1AR13UQ41UQ11.1
			Ed.	MKLEPADLO	P6700 Underbody Floor Skin - Cell 2V03				
			Appr					Document type: EMA	Project nr: 22-16151
Modification	Date	Name	Original		Replacement of / Replaced by	Scale 1:1			Page 1 / 1721

Cable diagram

F09_002_VLU

Cable name -W1			cable type TPE					
remark			no. of conductors 4			cross-section 18		cable length 3
function text	Page / column	Target designation from	Connection point	conductor	Target designation to	Connection point	Page / column	function text
	&EFS=V1AR13UQ41KF2	=**V1AR13UQ41KF2**+V1AR13UQ41-KF2.12-X3			-BGS/R	1	&EFS=V1AR13UQ41UQ11+V1AR13UQ41UQ11/1.2	
	&EFS=V1AR13UQ41KF2	=**V1AR13UQ41KF2**+V1AR13UQ41-KF2.12-X3			-BGS/R	2	&EFS=V1AR13UQ41UQ11+V1AR13UQ41UQ11/1.2	
	&EFS=V1AR13UQ41KF2	=**V1AR13UQ41KF2**+V1AR13UQ41-KF2.12-X3			-BGS/R	3	&EFS=V1AR13UQ41UQ11+V1AR13UQ41UQ11/1.2	
	&EFS=V1AR13UQ41KF2	=**V1AR13UQ41KF2**+V1AR13UQ41-KF2.12-X3			-BGS/R	4	&EFS=V1AR13UQ41UQ11+V1AR13UQ41UQ11/1.2	

Cable diagram

F09_002_VLU

Cable name -W1			cable type TC-ER					
remark			no. of conductors 4			cross-section 10		cable length 20
function text	Page / column	Target designation from	Connection point	conductor	Target designation to	Connection point	Page / column	function text
	&EFS=V1WC2+.UC11/12.1	=V1AR13+UC11-FC1	2		-Q1	1	&EFS/1.3	
	&EFS=V1WC2+.UC11/12.1	=V1AR13+UC11-FC1	4		-Q1	3	&EFS/1.3	
	&EFS=V1WC2+.UC11/12.1	=V1AR13+UC11-FC1	6		-Q1	5	&EFS/1.3	
Power Distribution =V1AR13	&EFS=V1WC2+.UC11/12.2		PE		-PE		&EFS/1.4	

Cable diagram

F09_002_VLU

Cable name -W1			cable type TC-ER					
remark			no. of conductors 4			cross-section 10		cable length 15
function text	Page / column	Target designation from	Connection point	conductor	Target designation to	Connection point	Page / column	function text
	&EFS=V1WC2+.UC11/12.3	=V1AR21+UC11-FC1	2		-Q1	1	&EFS/1.3	
	&EFS=V1WC2+.UC11/12.3	=V1AR21+UC11-FC1	4		-Q1	3	&EFS/1.3	
	&EFS=V1WC2+.UC11/12.3	=V1AR21+UC11-FC1	6		-Q1	5	&EFS/1.3	
Power Distribution =V1AR21	&EFS=V1WC2+.UC11/12.4		PE		-PE		&EFS/1.4	

Cable diagram

F09_002_VLU

Cable name -W1			cable type TC-ER					
remark			no. of conductors 4			cross-section 10		cable length 22
function text	Page / column	Target designation from	Connection point	conductor	Target designation to	Connection point	Page / column	function text
	&EFS=V1WC2+.UC11/12.5	=V1AR22+UC11-FC1	2		-Q1	1	&EFS/1.3	
	&EFS=V1WC2+.UC11/12.5	=V1AR22+UC11-FC1	4		-Q1	3	&EFS/1.3	
	&EFS=V1WC2+.UC11/12.5	=V1AR22+UC11-FC1	6		-Q1	5	&EFS/1.3	
Power Distribution =V1AR22	&EFS=V1WC2+.UC11/12.6		PE		-PE		&EFS/1.4	

Cable diagram

F09_002_VLU

Cable name -W1			cable type TC-ER					
remark			no. of conductors 4			cross-section 10		cable length 32
function text	Page / column	Target designation from	Connection point	conductor	Target designation to	Connection point	Page / column	function text
	&EFS=V1WC2+.UC11/12.7	=V1AR23+UC11-FC1	2		-Q1	1	&EFS/1.3	
	&EFS=V1WC2+.UC11/12.7	=V1AR23+UC11-FC1	4		-Q1	3	&EFS/1.3	
	&EFS=V1WC2+.UC11/12.7	=V1AR23+UC11-FC1	6		-Q1	5	&EFS/1.3	
Power Distribution =V1AR23	&EFS=V1WC2+.UC11/12.8		PE		-PE		&EFS/1.4	

Cable diagram

F09_002_VLU

Cable name	-W1		cable type	TC-ER				
remark	Max.		no. of conductors	4		cross-section	1	cable length 7.62
function text	Page / column	Target designation from	Connection point	conductor	Target designation to	Connection point	Page / column	function text
	&EFS/1.3	-XG1	L2	BK	=V1WC2+UC163-XG1		&EFS=V1WC2+.UC163/10.3	
	&EFS/1.3	-XG1	L1	BN	=V1WC2+UC163-XG1		&EFS=V1WC2+.UC163/10.2	
	&EFS/1.4	-XG1	PE	GNYE	=V1WC2+UC163-XG2		&EFS=V1WC2+.UC163/10.3	
	&EFS/1.3	-XG1	L3	GY	=V1WC2+UC163-XG1		&EFS=V1WC2+.UC163/10.3	

Cable diagram

F09_002_VLU

Cable name -W1			cable type TC-ER					
remark			no. of conductors 4			cross-section 10		cable length 20
function text	Page / column	Target designation from	Connection point	conductor	Target designation to	Connection point	Page / column	function text
	&EFS=V1WC2+.UC11/13.1	=V1AR24+UC11-FC1	2		-Q1	1	&EFS/1.3	
	&EFS=V1WC2+.UC11/13.1	=V1AR24+UC11-FC1	4		-Q1	3	&EFS/1.3	
	&EFS=V1WC2+.UC11/13.1	=V1AR24+UC11-FC1	6		-Q1	5	&EFS/1.3	
Power Distribution =V1AR24	&EFS=V1WC2+.UC11/13.2		PE		-PE		&EFS/1.4	

=V1AR23XQ11WC1+.AR23XQ11UC01/1

=V1AR25WC1+.AR25UC01/1

			Date	9/22/2022	Volvo Trucks North America	Valiant TMS	Cable diagram =V1AR24WC1+V1AR24UC01-W1	Drawing name: =2V03&EFS-EL	= V1AR24WC1 + V1AR24UC01
			Ed.	MKLEPADLO	P6700 Underbody Floor Skin - Cell 2V03				
			Appr			Scale 1:1		Document type: EMA	Project nr: 22-16151
Modification	Date	Name	Original		Replacement of / Replaced by				Page 1 / 1721

Cable diagram

F09_002_VLU

Cable name -W1			cable type TC-ER					
remark			no. of conductors 4			cross-section 10		cable length 35
function text	Page / column	Target designation from	Connection point	conductor	Target designation to	Connection point	Page / column	function text
	&EFS=V1WC2+.UC11/13.3	=V1AR25+UC11-FC1	2		-Q1	1	&EFS/1.3	
	&EFS=V1WC2+.UC11/13.3	=V1AR25+UC11-FC1	4		-Q1	3	&EFS/1.3	
	&EFS=V1WC2+.UC11/13.3	=V1AR25+UC11-FC1	6		-Q1	5	&EFS/1.3	
Power Distribution =V1AR25	&EFS=V1WC2+.UC11/13.4		PE		-PE		&EFS/1.4	

=V1AR24WC1+.AR24UC01/1

=V1AR25XQ11WC1+.AR25XQ11UC01/1

			Date	9/22/2022	Volvo Trucks North America	Valiant TMS	Cable diagram =V1AR25WC1+V1AR25UC01-W1	Drawing name: =2V03&EFS-EL	= V1AR25WC1 + V1AR25UC01
			Ed.	MKLEPADLO	P6700 Underbody Floor Skin - Cell 2V03				
			Appr			Scale 1:1		Document type: EMA	Project nr: 22-16151
Modification	Date	Name	Original		Replacement of / Replaced by				Page 1 / 1721

Cable diagram

F09_002_VLU

Cable name	-W1		cable type	TC-ER				
remark	Max.		no. of conductors	4		cross-section	1	cable length 7.62
function text	Page / column	Target designation from	Connection point	conductor	Target designation to	Connection point	Page / column	function text
	&EFS/1.3	-XG1	L2	BK	=V1WC2+UC163-XG1		&EFS=V1WC2+.UC163/10.4	
	&EFS/1.3	-XG1	L1	BN	=V1WC2+UC163-XG1		&EFS=V1WC2+.UC163/10.4	
	&EFS/1.4	-XG1	PE	GNYE	=V1WC2+UC163-XG2		&EFS=V1WC2+.UC163/10.5	
	&EFS/1.3	-XG1	L3	GY	=V1WC2+UC163-XG1		&EFS=V1WC2+.UC163/10.5	

Cable diagram

F09_002_VLU

Cable name -W1			cable type TPE					
remark			no. of conductors 4			cross-section 18		cable length 1
function text	Page / column	Target designation from	Connection point	conductor	Target designation to	Connection point	Page / column	function text
	&EFS/1.0	-XG1/2	P1:1		=V1CL1KF1-KF1.11	X0:1	&EFS=V1CL1KF1/1.1	
	&EFS/1.1	-XG1/2	P1:3		=V1CL1KF1-KF1.11	X0:3	&EFS=V1CL1KF1/1.1	
	&EFS/1.1	-XG1/2	P1:4		=V1CL1KF1-KF1.11	X0:4	&EFS=V1CL1KF1/1.1	Rack #1 Present Sensor BG01
	&EFS/1.1	-XG1/2	P1:2		=V1CL1KF1-KF1.11	X0:2	&EFS=V1CL1KF1/1.1	Rack #1 Present Sensor BG02

Cable diagram

F09_002_VLU

Cable name -W1.1			cable type TPE					
remark			no. of conductors 4			cross-section 18		cable length 4
function text	Page / column	Target designation from	Connection point	conductor	Target designation to	Connection point	Page / column	function text
	&EFS/1.0	-BG01	1		-XG1/2	J1:1	&EFS/1.0	
	&EFS/1.0	-BG01	4		-XG1/2	J1:4	&EFS/1.1	
	&EFS/1.1	-BG01	3		-XG1/2	J1:3	&EFS/1.1	

Cable diagram

F09_002_VLU

Cable name -W1.2			cable type TPE					
remark			no. of conductors 4			cross-section 18		cable length 2
function text	Page / column	Target designation from	Connection point	conductor	Target designation to	Connection point	Page / column	function text
	&EFS/1.1	-BG02	1		-XG1/2	J2:1	&EFS/1.1	
	&EFS/1.1	-BG02	4		-XG1/2	J2:4	&EFS/1.2	
	&EFS/1.2	-BG02	3		-XG1/2	J2:3	&EFS/1.2	

0	1	2	3	4	5	6	7	8	9

Cable diagram

F09_002_VLU

Cable name	-W2		cable type	TPE				
remark			no. of conductors	4	cross-section	18	cable length	1
function text	Page / column	Target designation from	Connection point	conductor	Target designation to	Connection point	Page / column	function text
	&EFS/1.3	-XG3/4	P1:1		=V1CL1KF1-KF1.11	X1:1	&EFS=V1CL1KF1/1.2	
	&EFS/1.3	-XG3/4	P1:3		=V1CL1KF1-KF1.11	X1:3	&EFS=V1CL1KF1/1.2	
	&EFS/1.4	-XG3/4	P1:4		=V1CL1KF1-KF1.11	X1:4	&EFS=V1CL1KF1/1.2	Rack #1 Empty Sensor BG03
	&EFS/1.4	-XG3/4	P1:2		=V1CL1KF1-KF1.11	X1:2	&EFS=V1CL1KF1/1.2	Rack #1 Select Sensor BG04

			Date	9/22/2022	Volvo Trucks North America	Valiant TMS	Cable diagram =V1CL1BG0+V1CL1-W2	Drawing name: =2V03&EFS-EL	= V1CL1BG0 + V1CL1
			Ed.	MKLEPADLO	P6700 Underbody Floor Skin - Cell 2V03				
			Appr					Document type: EMA	Project nr: 22-16151
Modification	Date	Name	Original		Replacement of / Replaced by	Scale 1:1			Page 4 / 1721

Cable diagram

F09_002_VLU

Cable name -W2.1			cable type TPE					
remark			no. of conductors 4			cross-section 18		cable length 1
function text	Page / column	Target designation from	Connection point	conductor	Target designation to	Connection point	Page / column	function text
	&EFS/1.3	-BG03	1		-XG3/4	J1:1	&EFS/1.3	
	&EFS/1.3	-BG03	4		-XG3/4	J1:4	&EFS/1.4	
	&EFS/1.3	-BG03	3		-XG3/4	J1:3	&EFS/1.3	

Cable diagram

F09_002_VLU

Cable name -W2.2			cable type TPE					
remark			no. of conductors 4			cross-section 18		cable length 2
function text	Page / column	Target designation from	Connection point	conductor	Target designation to	Connection point	Page / column	function text
	&EFS/1.4	-BG04	1		-XG3/4	J2:1	&EFS/1.4	
	&EFS/1.4	-BG04	4		-XG3/4	J2:4	&EFS/1.5	
	&EFS/1.4	-BG04	3		-XG3/4	J2:3	&EFS/1.4	

Cable diagram

F09_002_VLU

Cable name -W3			cable type TPE					
remark			no. of conductors 4			cross-section 18		cable length 3
function text	Page / column	Target designation from	Connection point	conductor	Target designation to	Connection point	Page / column	function text
	&EFS/1.6	-XG5/6	P1:1		=V1CL1KF1-KF1.11	X2:1	&EFS=V1CL1KF1/1.3	
	&EFS/1.6	-XG5/6	P1:3		=V1CL1KF1-KF1.11	X2:3	&EFS=V1CL1KF1/1.3	
	&EFS/1.6	-XG5/6	P1:4		=V1CL1KF1-KF1.11	X2:4	&EFS=V1CL1KF1/1.3	Rack #2 Present Sensor BG05
	&EFS/1.7	-XG5/6	P1:2		=V1CL1KF1-KF1.11	X2:2	&EFS=V1CL1KF1/1.3	Rack #2 Present Sensor BG06

Cable diagram

F09_002_VLU

Cable name -W3.1			cable type TPE					
remark			no. of conductors 4			cross-section 18		cable length 4
function text	Page / column	Target designation from	Connection point	conductor	Target designation to	Connection point	Page / column	function text
	&EFS/1.6	-BG05	1		-XG5/6	J1:1	&EFS/1.6	
	&EFS/1.6	-BG05	4		-XG5/6	J1:4	&EFS/1.6	
	&EFS/1.6	-BG05	3		-XG5/6	J1:3	&EFS/1.6	

Cable diagram

F09_002_VLU

Cable name -W3.2			cable type TPE					
remark			no. of conductors 4			cross-section 18		cable length 2
function text	Page / column	Target designation from	Connection point	conductor	Target designation to	Connection point	Page / column	function text
	&EFS/1.7	-BG06	1		-XG5/6	J2:1	&EFS/1.7	
	&EFS/1.7	-BG06	4		-XG5/6	J2:4	&EFS/1.7	
	&EFS/1.7	-BG06	3		-XG5/6	J2:3	&EFS/1.7	

			Date	9/22/2022	Volvo Trucks North America	Valiant TMS	Cable diagram =V1CL1BG0+V1CL1-W3.2	Drawing name: =2V03&EFS-EL	= V1CL1BG0
			Ed.	MKLEPADLO					+ V1CL1
			Appr		P6700 Underbody Floor Skin - Cell 2V03			Document type: EMA	Project nr: 22-16151
Modification	Date	Name	Original		Replacement of / Replaced by	Scale 1:1			Page 9 / 1721

Cable diagram

F09_002_VLU

Cable name -W4			cable type TPE					
remark			no. of conductors 4			cross-section 18		cable length 3
function text	Page / column	Target designation from	Connection point	conductor	Target designation to	Connection point	Page / column	function text
	&EFS/2.0	-XG7/8	P1:1		=V1CL1KF1-KF1.11	X3:1	&EFS=V1CL1KF1/1.4	
	&EFS/2.1	-XG7/8	P1:3		=V1CL1KF1-KF1.11	X3:3	&EFS=V1CL1KF1/1.4	
	&EFS/2.1	-XG7/8	P1:4		=V1CL1KF1-KF1.11	X3:4	&EFS=V1CL1KF1/1.4	Rack #2 Empty Sensor BG07
	&EFS/2.1	-XG7/8	P1:2		=V1CL1KF1-KF1.11	X3:2	&EFS=V1CL1KF1/1.4	Rack #2 Select Sensor BG08

Cable diagram

F09_002_VLU

Cable name -W4.1			cable type TPE					
remark			no. of conductors 4			cross-section 18		cable length 1
function text	Page / column	Target designation from	Connection point	conductor	Target designation to	Connection point	Page / column	function text
	&EFS/2.0	-BG07	1		-XG7/8	J1:1	&EFS/2.0	
	&EFS/2.0	-BG07	4		-XG7/8	J1:4	&EFS/2.1	
	&EFS/2.1	-BG07	3		-XG7/8	J1:3	&EFS/2.1	

			Date	9/22/2022	Volvo Trucks North America	Valiant TMS	Cable diagram =V1CL1BG0+V1CL1-W4.1	Drawing name: =2V03&EFS-EL	= V1CL1BG0 + V1CL1
			Ed.	MKLEPADLO	P6700 Underbody Floor Skin - Cell 2V03				
			Appr			Scale 1:1		Document type: EMA	Project nr: 22-16151
Modification	Date	Name	Original		Replacement of / Replaced by				Page 11 / 1721

Cable diagram

F09_002_VLU

Cable name -W4.2			cable type TPE					
remark			no. of conductors 4			cross-section 18		cable length 2
function text	Page / column	Target designation from	Connection point	conductor	Target designation to	Connection point	Page / column	function text
	&EFS/2.1	-BG08	1		-XG7/8	J2:1	&EFS/2.1	
	&EFS/2.1	-BG08	4		-XG7/8	J2:4	&EFS/2.2	
	&EFS/2.2	-BG08	3		-XG7/8	J2:3	&EFS/2.2	

			Date	9/22/2022	Volvo Trucks North America	Valiant TMS	Cable diagram =V1CL1BG0+V1CL1-W4.2	Drawing name: =2V03&EFS-EL	= V1CL1BG0
			Ed.	MKLEPADLO					+ V1CL1
			Appr		P6700 Underbody Floor Skin - Cell 2V03			Document type: EMA	Project nr: 22-16151
Modification	Date	Name	Original		Replacement of / Replaced by	Scale 1:1			Page 12 / 1721

Cable diagram

F09_002_VLU

Cable name	-KF100.15-P5		cable type		PROFINET Cable			
remark			no. of conductors		4	cross-section	22	cable length
function text	Page / column	Target designation from	Connection point	conductor	Target designation to	Connection point	Page / column	function text
	&EFS=V1KF1+.UC15/2.5	=V1KF1+UC15-KF100.15-P5			-KF1.11	P1 R	&EFS/1.4	

			Date	9/22/2022	Volvo Trucks North America	Valiant TMS	Cable diagram =V1CL1KF1+V1CL1-KF100.15-P5	Drawing name: =2V03&EFS-EL	= V1CL1KF1 + V1CL1
			Ed.	MKLEPADLO					
			Appr		P6700 Underbody Floor Skin - Cell 2V03			Document type: EMA	Project nr: 22-16151
Modification	Date	Name	Original		Replacement of / Replaced by	Scale 1:1			Page 1 / 1721

Cable diagram

F09_002_VLU

Cable name -W1			cable type TPU					
remark			no. of conductors 5			cross-section 16		cable length 8
function text	Page / column	Target designation from	Connection point	conductor	Target designation to	Connection point	Page / column	function text
	&EFS=V1WC4+.UC15/20.5	-V1WC4+UC15-XD151	4		-KF1.11	POWER IN:4	&EFS/1.1	
	&EFS=V1WC4+.UC15/20.4	-V1WC4+UC15-XD151	1		-KF1.11	POWER IN:1	&EFS/1.1	
	&EFS=V1WC4+.UC15/20.4	-V1WC4+UC15-XD151	2		-KF1.11	POWER IN:2	&EFS/1.1	
	&EFS=V1WC4+.UC15/20.5	-V1WC4+UC15-XD151	3		-KF1.11	POWER IN:3	&EFS/1.1	

Cable diagram

F09_002_VLU

Cable name -W1			cable type TPE					
remark			no. of conductors 4			cross-section 18		cable length 1
function text	Page / column	Target designation from	Connection point	conductor	Target designation to	Connection point	Page / column	function text
	&EFS/1.0	-XG1/2	P1:1		=V1CL2KF1-KF1.11	X0:1	&EFS=V1CL2KF1/1.1	
	&EFS/1.1	-XG1/2	P1:3		=V1CL2KF1-KF1.11	X0:3	&EFS=V1CL2KF1/1.1	
	&EFS/1.1	-XG1/2	P1:4		=V1CL2KF1-KF1.11	X0:4	&EFS=V1CL2KF1/1.1	Rack #1 Present Sensor BG01
	&EFS/1.1	-XG1/2	P1:2		=V1CL2KF1-KF1.11	X0:2	&EFS=V1CL2KF1/1.1	Rack #1 Present Sensor BG02

Cable diagram

F09_002_VLU

Cable name -W1.1			cable type TPE					
remark			no. of conductors 4			cross-section 18		cable length 4
function text	Page / column	Target designation from	Connection point	conductor	Target designation to	Connection point	Page / column	function text
	&EFS/1.0	-BG01	1		-XG1/2	J1:1	&EFS/1.0	
	&EFS/1.0	-BG01	4		-XG1/2	J1:4	&EFS/1.1	
	&EFS/1.1	-BG01	3		-XG1/2	J1:3	&EFS/1.1	

Cable diagram

F09_002_VLU

Cable name -W1.2			cable type TPE					
remark			no. of conductors 4			cross-section 18		cable length 2
function text	Page / column	Target designation from	Connection point	conductor	Target designation to	Connection point	Page / column	function text
	&EFS/1.1	-BG02	1		-XG1/2	J2:1	&EFS/1.1	
	&EFS/1.1	-BG02	4		-XG1/2	J2:4	&EFS/1.2	
	&EFS/1.2	-BG02	3		-XG1/2	J2:3	&EFS/1.2	

0 1 2 3 4 5 6 7 8 9

Cable diagram

F09_002_VLU

Cable name -W2			cable type TPE					
remark			no. of conductors 4			cross-section 18		cable length 1
function text	Page / column	Target designation from	Connection point	conductor	Target designation to	Connection point	Page / column	function text
	&EFS/1.3	-XG3/4	P1:1		=V1CL2KF1-KF1.11	X1:1	&EFS=V1CL2KF1/1.2	
	&EFS/1.3	-XG3/4	P1:3		=V1CL2KF1-KF1.11	X1:3	&EFS=V1CL2KF1/1.2	
	&EFS/1.4	-XG3/4	P1:4		=V1CL2KF1-KF1.11	X1:4	&EFS=V1CL2KF1/1.2	Rack #1 Empty Sensor BG03
	&EFS/1.4	-XG3/4	P1:2		=V1CL2KF1-KF1.11	X1:2	&EFS=V1CL2KF1/1.2	Rack #1 Select Sensor BG04

Cable diagram

F09_002_VLU

Cable name -W2.1			cable type TPE					
remark			no. of conductors 4			cross-section 18		cable length 1
function text	Page / column	Target designation from	Connection point	conductor	Target designation to	Connection point	Page / column	function text
	&EFS/1.3	-BG03	1		-XG3/4	J1:1	&EFS/1.3	
	&EFS/1.3	-BG03	4		-XG3/4	J1:4	&EFS/1.4	
	&EFS/1.3	-BG03	3		-XG3/4	J1:3	&EFS/1.3	

Cable diagram

F09_002_VLU

Cable name -W2.2			cable type TPE					
remark			no. of conductors 4			cross-section 18		cable length 2
function text	Page / column	Target designation from	Connection point	conductor	Target designation to	Connection point	Page / column	function text
	&EFS/1.4	-BG04	1		-XG3/4	J2:1	&EFS/1.4	
	&EFS/1.4	-BG04	4		-XG3/4	J2:4	&EFS/1.5	
	&EFS/1.4	-BG04	3		-XG3/4	J2:3	&EFS/1.4	

Cable diagram

F09_002_VLU

Cable name -W3			cable type TPE					
remark			no. of conductors 4			cross-section 18		cable length 3
function text	Page / column	Target designation from	Connection point	conductor	Target designation to	Connection point	Page / column	function text
	&EFS/1.6	-XG5/6	P1:1		=V1CL2KF1-KF1.11	X2:1	&EFS=V1CL2KF1/1.3	
	&EFS/1.6	-XG5/6	P1:3		=V1CL2KF1-KF1.11	X2:3	&EFS=V1CL2KF1/1.3	
	&EFS/1.6	-XG5/6	P1:4		=V1CL2KF1-KF1.11	X2:4	&EFS=V1CL2KF1/1.3	Rack #2 Present Sensor BG05
	&EFS/1.7	-XG5/6	P1:2		=V1CL2KF1-KF1.11	X2:2	&EFS=V1CL2KF1/1.3	Rack #2 Present Sensor BG06

Cable diagram

F09_002_VLU

Cable name -W3.1			cable type TPE					
remark			no. of conductors 4			cross-section 18		cable length 4
function text	Page / column	Target designation from	Connection point	conductor	Target designation to	Connection point	Page / column	function text
	&EFS/1.6	-BG05	1		-XG5/6	J1:1	&EFS/1.6	
	&EFS/1.6	-BG05	4		-XG5/6	J1:4	&EFS/1.6	
	&EFS/1.6	-BG05	3		-XG5/6	J1:3	&EFS/1.6	

Cable diagram

F09_002_VLU

Cable name -W3.2			cable type TPE					
remark			no. of conductors 4			cross-section 18		cable length 2
function text	Page / column	Target designation from	Connection point	conductor	Target designation to	Connection point	Page / column	function text
	&EFS/1.7	-BG06	1		-XG5/6	J2:1	&EFS/1.7	
	&EFS/1.7	-BG06	4		-XG5/6	J2:4	&EFS/1.7	
	&EFS/1.7	-BG06	3		-XG5/6	J2:3	&EFS/1.7	

0 1 2 3 4 5 6 7 8 9

Cable diagram

F09_002_VLU

Cable name -W4			cable type TPE					
remark			no. of conductors 4			cross-section 18		cable length 3
function text	Page / column	Target designation from	Connection point	conductor	Target designation to	Connection point	Page / column	function text
	&EFS/2.0	-XG7/8	P1:1		=V1CL2KF1-KF1.11	X3:1	&EFS=V1CL2KF1/1.4	
	&EFS/2.1	-XG7/8	P1:3		=V1CL2KF1-KF1.11	X3:3	&EFS=V1CL2KF1/1.4	
	&EFS/2.1	-XG7/8	P1:4		=V1CL2KF1-KF1.11	X3:4	&EFS=V1CL2KF1/1.4	Rack #2 Empty Sensor BG07
	&EFS/2.1	-XG7/8	P1:2		=V1CL2KF1-KF1.11	X3:2	&EFS=V1CL2KF1/1.4	Rack #2 Select Sensor BG08

Cable diagram

F09_002_VLU

Cable name -W4.1			cable type TPE					
remark			no. of conductors 4			cross-section 18		cable length 1
function text	Page / column	Target designation from	Connection point	conductor	Target designation to	Connection point	Page / column	function text
	&EFS/2.0	-BG07	1		-XG7/8	J1:1	&EFS/2.0	
	&EFS/2.0	-BG07	4		-XG7/8	J1:4	&EFS/2.1	
	&EFS/2.1	-BG07	3		-XG7/8	J1:3	&EFS/2.1	

Cable diagram

F09_002_VLU

Cable name -W4.2			cable type TPE					
remark			no. of conductors 4			cross-section 18		cable length 2
function text	Page / column	Target designation from	Connection point	conductor	Target designation to	Connection point	Page / column	function text
	&EFS/2.1	-BG08	1		-XG7/8	J2:1	&EFS/2.1	
	&EFS/2.1	-BG08	4		-XG7/8	J2:4	&EFS/2.2	
	&EFS/2.2	-BG08	3		-XG7/8	J2:3	&EFS/2.2	

			Date	9/22/2022	Volvo Trucks North America	Valiant TMS	Cable diagram =V1CL2BG0+V1CL2-W4.2	Drawing name: =2V03&EFS-EL	= V1CL2BG0
			Ed.	MKLEPADLO					+ V1CL2
			Appr		P6700 Underbody Floor Skin - Cell 2V03	Scale 1:1		Document type: EMA	Project nr: 22-16151
Modification	Date	Name	Original		Replacement of / Replaced by				Page 12 / 1721

0	1	2	3	4	5	6	7	8	9

Cable diagram

F09_002_VLU

Cable name	-KF1-P2R			cable type	PROFINET Cable				
remark				no. of conductors	4		cross-section	22	cable length
function text	Page / column	Target designation from		Connection point	conductor	Target designation to	Connection point	Page / column	function text
	&EFS=V1CL1KF1+.CL1/1.4	=V1CL1KF1+CL1-KF1.11		P2 R		-KF1.11	P1 R	&EFS/1.4	

=V1CL2BG0/12

2

			Date	9/22/2022	Volvo Trucks North America	Valiant TMS	Cable diagram =V1CL2KF1+V1CL2-KF1-P2R	Drawing name: =2V03&EFS-EL	= V1CL2KF1 + V1CL2
			Ed.	MKLEPADLO	P6700 Underbody Floor Skin - Cell 2V03				
			Appr					Document type: EMA	Project nr: 22-16151	Page 1
Modification	Date	Name	Original		Replacement of / Replaced by	Scale 1:1			1721

0	1	2	3	4	5	6	7	8	9

Cable diagram

F09_002_VLU

Cable name	-W1	cable type	TPU		
remark		no. of conductors	5	cross-section 16	cable length 8

function text	Page / column	Target designation from	Connection point	conductor	Target designation to	Connection point	Page / column	function text
	&EFS=V1CL1KF1+.CL1/1.2	=V1CL1KF1+CL1-KF1.11	POWER OUT:4		-KF1.11	POWER IN:4	&EFS/1.1	
	&EFS=V1CL1KF1+.CL1/1.2	=V1CL1KF1+CL1-KF1.11	POWER OUT:5		-KF1.11	POWER IN:5	&EFS/1.1	
	&EFS=V1CL1KF1+.CL1/1.3	=V1CL1KF1+CL1-KF1.11	POWER OUT:1		-KF1.11	POWER IN:1	&EFS/1.1	
	&EFS=V1CL1KF1+.CL1/1.3	=V1CL1KF1+CL1-KF1.11	POWER OUT:2		-KF1.11	POWER IN:2	&EFS/1.1	
	&EFS=V1CL1KF1+.CL1/1.3	=V1CL1KF1+CL1-KF1.11	POWER OUT:3		-KF1.11	POWER IN:3	&EFS/1.1	

Cable diagram

F09_002_VLU

Cable name -W1			cable type TPE					
remark			no. of conductors 4			cross-section 18		cable length 1
function text	Page / column	Target designation from	Connection point	conductor	Target designation to	Connection point	Page / column	function text
	&EFS/1.0	-XG1/2	P1:1		=V1CL3KF1-KF1.11	X0:1	&EFS=V1CL3KF1/1.1	
	&EFS/1.1	-XG1/2	P1:3		=V1CL3KF1-KF1.11	X0:3	&EFS=V1CL3KF1/1.1	
	&EFS/1.1	-XG1/2	P1:4		=V1CL3KF1-KF1.11	X0:4	&EFS=V1CL3KF1/1.1	Rack #1 Present Sensor BG01
	&EFS/1.1	-XG1/2	P1:2		=V1CL3KF1-KF1.11	X0:2	&EFS=V1CL3KF1/1.1	Rack #1 Present Sensor BG02

Cable diagram

F09_002_VLU

Cable name -W1.1			cable type TPE					
remark			no. of conductors 4			cross-section 18		cable length 4
function text	Page / column	Target designation from	Connection point	conductor	Target designation to	Connection point	Page / column	function text
	&EFS/1.0	-BG01	1		-XG1/2	J1:1	&EFS/1.0	
	&EFS/1.0	-BG01	4		-XG1/2	J1:4	&EFS/1.1	
	&EFS/1.1	-BG01	3		-XG1/2	J1:3	&EFS/1.1	

Cable diagram

F09_002_VLU

Cable name -W1.2			cable type TPE					
remark			no. of conductors 4			cross-section 18		cable length 2
function text	Page / column	Target designation from	Connection point	conductor	Target designation to	Connection point	Page / column	function text
	&EFS/1.1	-BG02	1		-XG1/2	J2:1	&EFS/1.1	
	&EFS/1.1	-BG02	4		-XG1/2	J2:4	&EFS/1.2	
	&EFS/1.2	-BG02	3		-XG1/2	J2:3	&EFS/1.2	

Cable diagram

F09_002_VLU

Cable name -W2			cable type TPE					
remark			no. of conductors 4			cross-section 18		cable length 3
function text	Page / column	Target designation from	Connection point	conductor	Target designation to	Connection point	Page / column	function text
	&EFS/1.3	-BG03	1		=V1CL3KF1-KF1.11	X1:1	&EFS=V1CL3KF1/1.2	
	&EFS/1.3	-BG03	4		=V1CL3KF1-KF1.11	X1:4	&EFS=V1CL3KF1/1.2	Rack #1 Select Sensor BG03
	&EFS/1.4	-BG03	3		=V1CL3KF1-KF1.11	X1:3	&EFS=V1CL3KF1/1.2	

Cable diagram

F09_002_VLU

Cable name -W3			cable type TPE					
remark			no. of conductors 4			cross-section 18		cable length 1
function text	Page / column	Target designation from	Connection point	conductor	Target designation to	Connection point	Page / column	function text
	&EFS/1.6	-XG4/5	P1:1		=V1CL3KF1-KF1.11	X2:1	&EFS=V1CL3KF1/1.3	
	&EFS/1.6	-XG4/5	P1:3		=V1CL3KF1-KF1.11	X2:3	&EFS=V1CL3KF1/1.3	
	&EFS/1.6	-XG4/5	P1:4		=V1CL3KF1-KF1.11	X2:4	&EFS=V1CL3KF1/1.3	Rack #1 Empty Sensor BG04
	&EFS/1.7	-XG4/5	P1:2		=V1CL3KF1-KF1.11	X2:2	&EFS=V1CL3KF1/1.3	Rack #1 Model Select Sensor BG05

Cable diagram

F09_002_VLU

Cable name -W3.1			cable type TPE					
remark			no. of conductors 4			cross-section 18		cable length 0.5
function text	Page / column	Target designation from	Connection point	conductor	Target designation to	Connection point	Page / column	function text
	&EFS/1.6	-BG04	1		-XG4/5	J1:1	&EFS/1.6	
	&EFS/1.6	-BG04	4		-XG4/5	J1:4	&EFS/1.6	
	&EFS/1.6	-BG04	3		-XG4/5	J1:3	&EFS/1.6	

Cable diagram

F09_002_VLU

Cable name -W3.2			cable type TPE					
remark			no. of conductors 4			cross-section 18		cable length 0.5
function text	Page / column	Target designation from	Connection point	conductor	Target designation to	Connection point	Page / column	function text
	&EFS/1.7	-BG05	1		-XG4/5	J2:1	&EFS/1.7	
	&EFS/1.7	-BG05	4		-XG4/5	J2:4	&EFS/1.7	
	&EFS/1.7	-BG05	3		-XG4/5	J2:3	&EFS/1.7	

6 8

			Date	9/22/2022	Volvo Trucks North America	Valiant TMS	Cable diagram =V1CL3BG0+V1CL3-W3.2	Drawing name: =2V03&EFS-EL	= V1CL3BG0 + V1CL3
			Ed.	MKLEPADLO					
			Appr		P6700 Underbody Floor Skin - Cell 2V03			Document type: EMA	Project nr: 22-16151
Modification	Date	Name	Original		Replacement of / Replaced by	Scale 1:1			Page 7 / 1721

Cable diagram

F09_002_VLU

Cable name -W4			cable type TPE					
remark			no. of conductors 4			cross-section 18		cable length 2
function text	Page / column	Target designation from	Connection point	conductor	Target designation to	Connection point	Page / column	function text
	&EFS/2.0	-XG6/7	P1:1		=V1CL3KF1-KF1.11	X3:1	&EFS=V1CL3KF1/1.4	
	&EFS/2.1	-XG6/7	P1:3		=V1CL3KF1-KF1.11	X3:3	&EFS=V1CL3KF1/1.4	
	&EFS/2.1	-XG6/7	P1:4		=V1CL3KF1-KF1.11	X3:4	&EFS=V1CL3KF1/1.4	Rack #2 Present Sensor BG06
	&EFS/2.1	-XG6/7	P1:2		=V1CL3KF1-KF1.11	X3:2	&EFS=V1CL3KF1/1.4	Rack #2 Present Sensor BG07

Cable diagram

F09_002_VLU

Cable name -W4.1			cable type TPE					
remark			no. of conductors 4			cross-section 18		cable length 4
function text	Page / column	Target designation from	Connection point	conductor	Target designation to	Connection point	Page / column	function text
	&EFS/2.0	-BG06	1		-XG6/7	J1:1	&EFS/2.0	
	&EFS/2.0	-BG06	4		-XG6/7	J1:4	&EFS/2.1	
	&EFS/2.1	-BG06	3		-XG6/7	J1:3	&EFS/2.1	

			Date	9/22/2022	Volvo Trucks North America	Valiant TMS	Cable diagram =V1CL3BG0+V1CL3-W4.1	Drawing name: =2V03&EFS-EL	= V1CL3BG0 + V1CL3
			Ed.	MKLEPADLO	P6700 Underbody Floor Skin - Cell 2V03				
			Appr			Scale 1:1		Document type: EMA	Project nr: 22-16151
Modification	Date	Name	Original		Replacement of	Replaced by			Page 9 / 1721

Cable diagram

F09_002_VLU

Cable name -W4.2			cable type TPE					
remark			no. of conductors 4			cross-section 18		cable length 2
function text	Page / column	Target designation from	Connection point	conductor	Target designation to	Connection point	Page / column	function text
	&EFS/2.1	-BG07	1		-XG6/7	J2:1	&EFS/2.1	
	&EFS/2.1	-BG07	4		-XG6/7	J2:4	&EFS/2.2	
	&EFS/2.2	-BG07	3		-XG6/7	J2:3	&EFS/2.2	

			Date	9/22/2022	Volvo Trucks North America	Valiant TMS	Cable diagram =V1CL3BG0+V1CL3-W4.2	Drawing name: =2V03&EFS-EL	= V1CL3BG0 + V1CL3
			Ed.	MKLEPADLO	P6700 Underbody Floor Skin - Cell 2V03				
			Appr			Scale 1:1		Document type: EMA	Project nr: 22-16151
Modification	Date	Name	Original		Replacement of / Replaced by				Page 10 / 1721

Cable diagram

F09_002_VLU

Cable name -W5			cable type TPE					
remark			no. of conductors 4			cross-section 18		cable length 4
function text	Page / column	Target designation from	Connection point	conductor	Target designation to	Connection point	Page / column	function text
	&EFS/2.3	-BG08	1		=V1CL3KF1-KF1.11	X4:1	&EFS=V1CL3KF1/1.5	
	&EFS/2.3	-BG08	4		=V1CL3KF1-KF1.11	X4:4	&EFS=V1CL3KF1/1.5	Rack #2 Select Sensor BG08
	&EFS/2.4	-BG08	3		=V1CL3KF1-KF1.11	X4:3	&EFS=V1CL3KF1/1.5	

Cable diagram

F09_002_VLU

Cable name -W6			cable type TPE					
remark			no. of conductors 4			cross-section 18		cable length 3
function text	Page / column	Target designation from	Connection point	conductor	Target designation to	Connection point	Page / column	function text
	&EFS/2.6	-XG9/10	P1:1		=V1CL3KF1-KF1.11	X5:1	&EFS=V1CL3KF1/1.6	
	&EFS/2.6	-XG9/10	P1:3		=V1CL3KF1-KF1.11	X5:3	&EFS=V1CL3KF1/1.6	
	&EFS/2.6	-XG9/10	P1:4		=V1CL3KF1-KF1.11	X5:4	&EFS=V1CL3KF1/1.6	Rack #2 Empty Sensor BG09
	&EFS/2.7	-XG9/10	P1:2		=V1CL3KF1-KF1.11	X5:2	&EFS=V1CL3KF1/1.6	Rack #2 Model Select Sensor BG10

Cable diagram

F09_002_VLU

Cable name -W6.1			cable type TPE					
remark			no. of conductors 4			cross-section 18		cable length 0.5
function text	Page / column	Target designation from	Connection point	conductor	Target designation to	Connection point	Page / column	function text
	&EFS/2.6	-BG09	1		-XG9/10	J1:1	&EFS/2.6	
	&EFS/2.6	-BG09	4		-XG9/10	J1:4	&EFS/2.6	
	&EFS/2.6	-BG09	3		-XG9/10	J1:3	&EFS/2.6	

Cable diagram

F09_002_VLU

Cable name -W6.2			cable type TPE					
remark			no. of conductors 4			cross-section 18		cable length 0.5
function text	Page / column	Target designation from	Connection point	conductor	Target designation to	Connection point	Page / column	function text
	&EFS/2.7	-BG10	1		-XG9/10	J2:1	&EFS/2.7	
	&EFS/2.7	-BG10	4		-XG9/10	J2:4	&EFS/2.7	
	&EFS/2.7	-BG10	3		-XG9/10	J2:3	&EFS/2.7	

Cable diagram

F09_002_VLU

Cable name	-KF100.15-P6		cable type		PROFINET Cable			
remark			no. of conductors		4	cross-section	22	cable length
function text	Page / column	Target designation from	Connection point	conductor	Target designation to	Connection point	Page / column	function text
	&EFS=V1KF1+.UC15/2.5	=V1KF1+UC15-KF100.15-P6			-KF1.11	P1 R	&EFS/1.4	

			Date	9/22/2022	Volvo Trucks North America	Valiant TMS	Cable diagram =V1CL3KF1+V1CL3-KF100.15-P6	Drawing name: =2V03&EFS-EL	= V1CL3KF1 + V1CL3
			Ed.	MKLEPADLO					
			Appr		P6700 Underbody Floor Skin - Cell 2V03			Document type: EMA	Project nr: 22-16151
Modification	Date	Name	Original		Replacement of / Replaced by	Scale 1:1			Page 1 / 1721

Cable diagram

F09_002_VLU

Cable name -W1			cable type TPU					
remark			no. of conductors 5			cross-section 16		cable length 6
function text	Page / column	Target designation from	Connection point	conductor	Target designation to	Connection point	Page / column	function text
	&EFS=V1WC4+.UC15/21.5	V1WC4+UC15-XD161	4		-KF1.11	POWER IN:4	&EFS/1.1	
	&EFS=V1WC4+.UC15/21.4	V1WC4+UC15-XD161	1		-KF1.11	POWER IN:1	&EFS/1.1	
	&EFS=V1WC4+.UC15/21.4	V1WC4+UC15-XD161	2		-KF1.11	POWER IN:2	&EFS/1.1	
	&EFS=V1WC4+.UC15/21.5	V1WC4+UC15-XD161	3		-KF1.11	POWER IN:3	&EFS/1.1	

Cable diagram

F09_002_VLU

Cable name -W1			cable type TPE					
remark			no. of conductors 4			cross-section 18		cable length 1
function text	Page / column	Target designation from	Connection point	conductor	Target designation to	Connection point	Page / column	function text
	&EFS/1.0	-XG1/2	P1:1		=V1CL4KF1-KF1.11	X0:1	&EFS=V1CL4KF1/1.1	
	&EFS/1.1	-XG1/2	P1:3		=V1CL4KF1-KF1.11	X0:3	&EFS=V1CL4KF1/1.1	
	&EFS/1.1	-XG1/2	P1:4		=V1CL4KF1-KF1.11	X0:4	&EFS=V1CL4KF1/1.1	Rack #1 Present Sensor BG01
	&EFS/1.1	-XG1/2	P1:2		=V1CL4KF1-KF1.11	X0:2	&EFS=V1CL4KF1/1.1	Rack #1 Present Sensor BG02

Cable diagram

F09_002_VLU

Cable name -W1.1			cable type TPE					
remark			no. of conductors 4			cross-section 18		cable length 4
function text	Page / column	Target designation from	Connection point	conductor	Target designation to	Connection point	Page / column	function text
	&EFS/1.0	-BG01	1		-XG1/2	J1:1	&EFS/1.0	
	&EFS/1.0	-BG01	4		-XG1/2	J1:4	&EFS/1.1	
	&EFS/1.1	-BG01	3		-XG1/2	J1:3	&EFS/1.1	

Cable diagram

F09_002_VLU

Cable name -W1.2			cable type TPE					
remark			no. of conductors 4			cross-section 18		cable length 2
function text	Page / column	Target designation from	Connection point	conductor	Target designation to	Connection point	Page / column	function text
	&EFS/1.1	-BG02	1		-XG1/2	J2:1	&EFS/1.1	
	&EFS/1.1	-BG02	4		-XG1/2	J2:4	&EFS/1.2	
	&EFS/1.2	-BG02	3		-XG1/2	J2:3	&EFS/1.2	

			Date	9/22/2022	Volvo Trucks North America	Valiant TMS	Cable diagram =V1CL4BG0+V1CL4-W1.2	Drawing name: =2V03&EFS-EL	= V1CL4BG0 + V1CL4
			Ed.	MKLEPADLO					
			Appr		P6700 Underbody Floor Skin - Cell 2V03	Scale 1:1		Document type: EMA	Project nr: 22-16151
Modification	Date	Name	Original		Replacement of / Replaced by				Page 3 / 1721

Cable diagram

F09_002_VLU

Cable name -W2			cable type TPE					
remark			no. of conductors 4			cross-section 18		cable length 3
function text	Page / column	Target designation from	Connection point	conductor	Target designation to	Connection point	Page / column	function text
	&EFS/1.3	-BG03	1		=V1CL4KF1-KF1.11	X1:1	&EFS=V1CL4KF1/1.2	
	&EFS/1.3	-BG03	4		=V1CL4KF1-KF1.11	X1:4	&EFS=V1CL4KF1/1.2	Rack #1 Select Sensor BG03
	&EFS/1.4	-BG03	3		=V1CL4KF1-KF1.11	X1:3	&EFS=V1CL4KF1/1.2	

0 1 2 3 4 5 6 7 8 9

Cable diagram

F09_002_VLU

Cable name -W3			cable type TPE					
remark			no. of conductors 4			cross-section 18		cable length 1
function text	Page / column	Target designation from	Connection point	conductor	Target designation to	Connection point	Page / column	function text
	&EFS/1.6	-XG4/5	P1:1		=V1CL4KF1-KF1.11	X2:1	&EFS=V1CL4KF1/1.3	
	&EFS/1.6	-XG4/5	P1:3		=V1CL4KF1-KF1.11	X2:3	&EFS=V1CL4KF1/1.3	
	&EFS/1.6	-XG4/5	P1:4		=V1CL4KF1-KF1.11	X2:4	&EFS=V1CL4KF1/1.3	Rack #1 Empty Sensor BG04
	&EFS/1.7	-XG4/5	P1:2		=V1CL4KF1-KF1.11	X2:2	&EFS=V1CL4KF1/1.3	Rack #1 Model Select Sensor BG05

Cable diagram

F09_002_VLU

Cable name -W3.1			cable type TPE					
remark			no. of conductors 4			cross-section 18		cable length 0.5
function text	Page / column	Target designation from	Connection point	conductor	Target designation to	Connection point	Page / column	function text
	&EFS/1.6	-BG04	1		-XG4/5	J1:1	&EFS/1.6	
	&EFS/1.6	-BG04	4		-XG4/5	J1:4	&EFS/1.6	
	&EFS/1.6	-BG04	3		-XG4/5	J1:3	&EFS/1.6	

Cable diagram

F09_002_VLU

Cable name -W3.2			cable type TPE					
remark			no. of conductors 4			cross-section 18		cable length 0.5
function text	Page / column	Target designation from	Connection point	conductor	Target designation to	Connection point	Page / column	function text
	&EFS/1.7	-BG05	1		-XG4/5	J2:1	&EFS/1.7	
	&EFS/1.7	-BG05	4		-XG4/5	J2:4	&EFS/1.7	
	&EFS/1.7	-BG05	3		-XG4/5	J2:3	&EFS/1.7	

Cable diagram

F09_002_VLU

Cable name -W4			cable type TPE					
remark			no. of conductors 4			cross-section 18		cable length 2
function text	Page / column	Target designation from	Connection point	conductor	Target designation to	Connection point	Page / column	function text
	&EFS/2.0	-XG6/7	P1:1		=V1CL4KF1-KF1.11	X3:1	&EFS=V1CL4KF1/1.4	
	&EFS/2.1	-XG6/7	P1:3		=V1CL4KF1-KF1.11	X3:3	&EFS=V1CL4KF1/1.4	
	&EFS/2.1	-XG6/7	P1:4		=V1CL4KF1-KF1.11	X3:4	&EFS=V1CL4KF1/1.4	Rack #2 Present Sensor BG06
	&EFS/2.1	-XG6/7	P1:2		=V1CL4KF1-KF1.11	X3:2	&EFS=V1CL4KF1/1.4	Rack #2 Present Sensor BG07

Cable diagram

F09_002_VLU

Cable name -W4.1			cable type TPE					
remark			no. of conductors 4			cross-section 18		cable length 4
function text	Page / column	Target designation from	Connection point	conductor	Target designation to	Connection point	Page / column	function text
	&EFS/2.0	-BG06	1		-XG6/7	J1:1	&EFS/2.0	
	&EFS/2.0	-BG06	4		-XG6/7	J1:4	&EFS/2.1	
	&EFS/2.1	-BG06	3		-XG6/7	J1:3	&EFS/2.1	

			Date	9/22/2022	Volvo Trucks North America	Valiant TMS	Cable diagram =V1CL4BG0+V1CL4-W4.1	Drawing name: =2V03&EFS-EL	= V1CL4BG0 + V1CL4
			Ed.	MKLEPADLO	P6700 Underbody Floor Skin - Cell 2V03				
			Appr			Scale 1:1		Document type: EMA	Project nr: 22-16151
Modification	Date	Name	Original		Replacement of / Replaced by				Page 9 / 1721

Cable diagram

F09_002_VLU

Cable name -W4.2			cable type TPE					
remark			no. of conductors 4			cross-section 18		cable length 2
function text	Page / column	Target designation from	Connection point	conductor	Target designation to	Connection point	Page / column	function text
	&EFS/2.1	-BG07	1		-XG6/7	J2:1	&EFS/2.1	
	&EFS/2.1	-BG07	4		-XG6/7	J2:4	&EFS/2.2	
	&EFS/2.2	-BG07	3		-XG6/7	J2:3	&EFS/2.2	

			Date	9/22/2022	Volvo Trucks North America	Valiant TMS	Cable diagram =V1CL4BG0+V1CL4-W4.2	Drawing name: =2V03&EFS-EL	= V1CL4BG0 + V1CL4
			Ed.	MKLEPADLO	P6700 Underbody Floor Skin - Cell 2V03				
			Appr			Scale 1:1		Document type: EMA	Project nr: 22-16151
Modification	Date	Name	Original		Replacement of	Replaced by			Page 10 / 1721

Cable diagram

F09_002_VLU

Cable name -W5			cable type TPE					
remark			no. of conductors 4			cross-section 18		cable length 4
function text	Page / column	Target designation from	Connection point	conductor	Target designation to	Connection point	Page / column	function text
	&EFS/2.3	-BG08	1		=V1CL4KF1-KF1.11	X4:1	&EFS=V1CL4KF1/1.5	
	&EFS/2.3	-BG08	4		=V1CL4KF1-KF1.11	X4:4	&EFS=V1CL4KF1/1.5	Rack #2 Select Sensor BG08
	&EFS/2.4	-BG08	3		=V1CL4KF1-KF1.11	X4:3	&EFS=V1CL4KF1/1.5	

Cable diagram

F09_002_VLU

Cable name -W6			cable type TPE					
remark			no. of conductors 4			cross-section 18		cable length 3
function text	Page / column	Target designation from	Connection point	conductor	Target designation to	Connection point	Page / column	function text
	&EFS/2.6	-XG9/10	P1:1		=V1CL4KF1-KF1.11	X5:1	&EFS=V1CL4KF1/1.6	
	&EFS/2.6	-XG9/10	P1:3		=V1CL4KF1-KF1.11	X5:3	&EFS=V1CL4KF1/1.6	
	&EFS/2.6	-XG9/10	P1:4		=V1CL4KF1-KF1.11	X5:4	&EFS=V1CL4KF1/1.6	Rack #2 Empty Sensor BG09
	&EFS/2.7	-XG9/10	P1:2		=V1CL4KF1-KF1.11	X5:2	&EFS=V1CL4KF1/1.6	Rack #2 Model Select Sensor BG10

Cable diagram

F09_002_VLU

Cable name -W6.1			cable type TPE					
remark			no. of conductors 4			cross-section 18		cable length 0.5
function text	Page / column	Target designation from	Connection point	conductor	Target designation to	Connection point	Page / column	function text
	&EFS/2.6	-BG09	1		-XG9/10	J1:1	&EFS/2.6	
	&EFS/2.6	-BG09	4		-XG9/10	J1:4	&EFS/2.6	
	&EFS/2.6	-BG09	3		-XG9/10	J1:3	&EFS/2.6	

Cable diagram

F09_002_VLU

Cable name -W6.2			cable type TPE					
remark			no. of conductors 4			cross-section 18		cable length 0.5
function text	Page / column	Target designation from	Connection point	conductor	Target designation to	Connection point	Page / column	function text
	&EFS/2.7	-BG10	1		-XG9/10	J2:1	&EFS/2.7	
	&EFS/2.7	-BG10	4		-XG9/10	J2:4	&EFS/2.7	
	&EFS/2.7	-BG10	3		-XG9/10	J2:3	&EFS/2.7	

			Date	9/22/2022	Volvo Trucks North America	Valiant TMS	Cable diagram =V1CL4BG0+V1CL4-W6.2	Drawing name: =2V03&EFS-EL	= V1CL4BG0
			Ed.	MKLEPADLO					+ V1CL4
			Appr		P6700 Underbody Floor Skin - Cell 2V03			Document type: EMA	Project nr: 22-16151
Modification	Date	Name	Original		Replacement of / Replaced by	Scale 1:1			Page 14 / 1721

Cable diagram

F09_002_VLU

Cable name -KF1-P2R			cable type PROFINET Cable					
remark			no. of conductors 4			cross-section 22		cable length
function text	Page / column	Target designation from	Connection point	conductor	Target designation to	Connection point	Page / column	function text
	&EFS=V1CL3KF1+.CL3/1.4	=V1CL3KF1+CL3-KF1.11	P2 R		-KF1.11	P1 R	&EFS/1.4	

			Date	9/22/2022	Volvo Trucks North America	Valiant TMS	Cable diagram =V1CL4KF1+V1CL4-KF1-P2R	Drawing name: =2V03&EFS-EL	= V1CL4KF1 + V1CL4
			Ed.	MKLEPADLO					
			Appr		P6700 Underbody Floor Skin - Cell 2V03			Document type: EMA	Project nr: 22-16151
Modification	Date	Name	Original		Replacement of / Replaced by	Scale 1:1			Page 1 / 1721

Cable diagram

F09_002_VLU

Cable name -W1			cable type TPU					
remark			no. of conductors 5			cross-section 16		cable length 8
function text	Page / column	Target designation from	Connection point	conductor	Target designation to	Connection point	Page / column	function text
	&EFS=V1CL3KF1+.CL3/1.2	1.2 V1CL3KF1+CL3-KF1.11	POWER OUT:4		-KF1.11	POWER IN:4	&EFS/1.1	
	&EFS=V1CL3KF1+.CL3/1.2	1.2 V1CL3KF1+CL3-KF1.11	POWER OUT:5		-KF1.11	POWER IN:5	&EFS/1.1	
	&EFS=V1CL3KF1+.CL3/1.3	1.3 V1CL3KF1+CL3-KF1.11	POWER OUT:1		-KF1.11	POWER IN:1	&EFS/1.1	
	&EFS=V1CL3KF1+.CL3/1.3	1.3 V1CL3KF1+CL3-KF1.11	POWER OUT:2		-KF1.11	POWER IN:2	&EFS/1.1	
	&EFS=V1CL3KF1+.CL3/1.3	1.3 V1CL3KF1+CL3-KF1.11	POWER OUT:3		-KF1.11	POWER IN:3	&EFS/1.1	

			Date	9/22/2022	Volvo Trucks North America	Valiant TMS	Cable diagram =V1CL4KF1+V1CL4-W1	Drawing name: =2V03&EFS-EL	= V1CL4KF1	
			Ed.	MKLEPADLO					+ V1CL4	
			Appr		P6700 Underbody Floor Skin - Cell 2V03			Document type: EMA	Project nr: 22-16151	Page 2
Modification	Date	Name	Original		Replacement of / Replaced by	Scale 1:1				1721

Cable diagram

F09_002_VLU

Cable name -W3			cable type TPU					
remark			no. of conductors 5			cross-section 16		cable length 25
function text	Page / column	Target designation from	Connection point	conductor	Target designation to	Connection point	Page / column	function text
	&EFS/2.4	+.FQ1BG2-BG2-X2	1		+.FQ1BG3-BG3-X1	1	&EFS/3.3	
	&EFS/2.5	+.FQ1BG2-BG2-X2	2		+.FQ1BG3-BG3-X1	2	&EFS/3.3	
	&EFS/2.5	+.FQ1BG2-BG2-X2	3		+.FQ1BG3-BG3-X1	3	&EFS/3.3	
	&EFS/2.5	+.FQ1BG2-BG2-X2	4		+.FQ1BG3-BG3-X1	4	&EFS/3.4	
	&EFS/2.5	+.FQ1BG2-BG2-X2	5		+.FQ1BG3-BG3-X1	5	&EFS/3.4	

Cable diagram

F09_002_VLU

Cable name -W11R			cable type TPE					
remark			no. of conductors 4			cross-section 18		cable length 25
function text	Page / column	Target designation from	Connection point	conductor	Target designation to	Connection point	Page / column	function text
	&EFS=V1WC4+.UC11/5.3	=V1WC4+UC11-XD13	5:2	BN	-BR11-R	1	&EFS/6.3	
	&EFS=V1WC4+.UC11/5.3	=V1WC4+UC11-XD10	6:2	BU	-BR11-R	3	&EFS/6.3	
	&EFS/6.3	=V1KF1+UC11-KF11.31	2:1		-BR11-R	4	&EFS/6.4	
	&EFS/6.4	=V1KF1+UC11-KF11.31	6:1		-BR11-R	2	&EFS/6.3	

Cable diagram

F09_002_VLU

Cable name -W11T			cable type TPE					
remark			no. of conductors 4			cross-section 18		cable length 20
function text	Page / column	Target designation from	Connection point	conductor	Target designation to	Connection point	Page / column	function text
	&EFS=V1WC4+.UC11/5.3	-V1WC4+UC11-XD13	5:2	BN	-BR11-T	1	&EFS/6.1	
	&EFS=V1WC4+.UC11/5.3	-V1WC4+UC11-XD10	6:2	BU	-BR11-T	3	&EFS/6.2	
	&EFS/6.1				-BR11-T	2	&EFS/6.1	
	&EFS/6.2				-BR11-T	4	&EFS/6.2	

			Date	11/29/2022	Volvo Trucks North America	Valiant TMS	Cable diagram =V1FQ1+V1FQ1-W11T	Drawing name: = V1FQ1 + V1FQ1
			Ed.	KMAFFRE	P6700 Underbody Floor Skin - Cell 2V03			
			Appr			Scale 1:1		Document type: EMA / Project nr: 22-16151 / Page 3 / 1721
Modification	Date	Name	Original		Replacement of / Replaced by			

Cable diagram

F09_002_VLU

Cable name -W12R			cable type TPE					
remark			no. of conductors 8			cross-section 22		cable length 0.61
function text	Page / column	Target designation from	Connection point	conductor	Target designation to	Connection point	Page / column	function text
	&EFS/6.3	-BR11-R	1		-BR12-R	1	&EFS/6.3	
	&EFS/6.3	-BR11-R	2		-BR12-R	2	&EFS/6.3	
	&EFS/6.3	-BR11-R	3		-BR12-R	3	&EFS/6.3	
	&EFS/6.4	-BR11-R	4		-BR12-R	4	&EFS/6.4	
	&EFS/6.4	-BR11-R	5		-BR12-R	5	&EFS/6.4	
	&EFS/6.4	-BR11-R	6		-BR12-R	6	&EFS/6.4	
	&EFS/6.4	-BR11-R	7		-BR12-R	7	&EFS/6.4	
	&EFS/6.5	-BR11-R	8		-BR12-R	8	&EFS/6.5	

Cable diagram

F09_002_VLU

Cable name -W12T			cable type TPE					
remark			no. of conductors 8			cross-section 22		cable length 0.61
function text	Page / column	Target designation from	Connection point	conductor	Target designation to	Connection point	Page / column	function text
	&EFS/6.1	-BR11-T	1		-BR12-T	1	&EFS/6.1	
	&EFS/6.1	-BR11-T	2		-BR12-T	2	&EFS/6.1	
	&EFS/6.1	-BR11-T	3		-BR12-T	3	&EFS/6.1	
	&EFS/6.2	-BR11-T	4		-BR12-T	4	&EFS/6.2	
	&EFS/6.2	-BR11-T	5		-BR12-T	5	&EFS/6.2	
	&EFS/6.2	-BR11-T	6		-BR12-T	6	&EFS/6.2	
	&EFS/6.2	-BR11-T	7		-BR12-T	7	&EFS/6.2	
	&EFS/6.3	-BR11-T	8		-BR12-T	8	&EFS/6.3	

0	1	2	3	4	5	6	7	8	9

Cable diagram

F09_002_VLU

Cable name	-W13R			cable type	TPE				
remark				no. of conductors	4	cross-section	18	cable length	25
function text	Page / column	Target designation from	Connection point	conductor	Target designation to	Connection point	Page / column	function text	
	&EFS=V1WC4+.UC11/5.3	=V1WC4+UC11-XD13	5:3	BN	-BR13-R	1	&EFS/7.3		
	&EFS=V1WC4+.UC11/5.3	=V1WC4+UC11-XD10	6:3	BU	-BR13-R	3	&EFS/7.3		
	&EFS/7.3	=V1KF1+UC11-KF11.31	3:1		-BR13-R	4	&EFS/7.4		
	&EFS/7.4	=V1KF1+UC11-KF11.31	7:1		-BR13-R	2	&EFS/7.3		

5 7

			Date	11/29/2022	Volvo Trucks North America	Valiant TMS	Cable diagram =V1FQ1+V1FQ1-W13R	Drawing name:	= V1FQ1
			Ed.	KMAFFRE					+ V1FQ1
			Appr		P6700 Underbody Floor Skin - Cell 2V03			Document type: EMA	Project nr: 22-16151	Page 6
Modification	Date	Name	Original		Replacement of / Replaced by	Scale 1:1			1721

Cable diagram

F09_002_VLU

Cable name -W13T			cable type TPE					
remark			no. of conductors 4			cross-section 18		cable length 20
function text	Page / column	Target designation from	Connection point	conductor	Target designation to	Connection point	Page / column	function text
	&EFS=V1WC4+.UC11/5.3	-V1WC4+UC11-XD13	5:3	BN	-BR13-T	1	&EFS/7.1	
	&EFS=V1WC4+.UC11/5.3	-V1WC4+UC11-XD10	6:3	BU	-BR13-T	3	&EFS/7.2	
	&EFS/7.1				-BR13-T	2	&EFS/7.1	
	&EFS/7.2				-BR13-T	4	&EFS/7.2	

			Date	11/29/2022	Volvo Trucks North America	Valiant TMS	Cable diagram =V1FQ1+V1FQ1-W13T	Drawing name:	= V1FQ1
			Ed.	KMAFFRE					+ V1FQ1
			Appr		P6700 Underbody Floor Skin - Cell 2V03			Document type: EMA	Project nr: 22-16151 / Page 7
Modification	Date	Name	Original		Replacement of / Replaced by	Scale 1:1			1721

Cable diagram

F09_002_VLU

Cable name -W14R			cable type TPE					
remark			no. of conductors 4			cross-section 18		cable length 15
function text	Page / column	Target designation from	Connection point	conductor	Target designation to	Connection point	Page / column	function text
	&EFS=V1WC4+.UC15/6.2	=V1WC4+UC15-XD15	2:2	BN	-BR14-R	1	&EFS/8.3	
	&EFS=V1WC4+.UC15/6.2	=V1WC4+UC15-XD10	7:2	BU	-BR14-R	3	&EFS/8.3	
	&EFS/8.3	=V1KF1+UC15-KF15.32	1:1		-BR14-R	4	&EFS/8.4	
	&EFS/8.4	=V1KF1+UC15-KF15.32	5:1		-BR14-R	2	&EFS/8.3	

			Date	11/29/2022	Volvo Trucks North America	Valiant TMS	Cable diagram =V1FQ1+V1FQ1-W14R	Drawing name:	= V1FQ1
			Ed.	KMAFFRE					+ V1FQ1
			Appr		P6700 Underbody Floor Skin - Cell 2V03			Document type: EMA	Project nr: 22-16151 Page 8
Modification	Date	Name	Original		Replacement of / Replaced by	Scale 1:1			1721

Cable diagram

F09_002_VLU

Cable name -W14T			cable type TPE					
remark			no. of conductors 4			cross-section 18		cable length 10
function text	Page / column	Target designation from	Connection point	conductor	Target designation to	Connection point	Page / column	function text
	&EFS=V1WC4+.UC15/6.2	=V1WC4+UC15-XD15	2:2	BN	-BR14-T	1	&EFS/8.1	
	&EFS=V1WC4+.UC15/6.2	=V1WC4+UC15-XD10	7:2	BU	-BR14-T	3	&EFS/8.2	
	&EFS/8.1				-BR14-T	2	&EFS/8.1	
	&EFS/8.2				-BR14-T	4	&EFS/8.2	

			Date	11/29/2022	Volvo Trucks North America	Valiant TMS	Cable diagram =V1FQ1+V1FQ1-W14T	Drawing name:	= V1FQ1
			Ed.	KMAFFRE					+ V1FQ1
			Appr		P6700 Underbody Floor Skin - Cell 2V03			Document type: EMA	Project nr: 22-16151 Page 9
Modification	Date	Name	Original		Replacement of / Replaced by	Scale 1:1			1721

Cable diagram

F09_002_VLU

Cable name -W15R			cable type TPE					
remark			no. of conductors 4			cross-section 18		cable length 12
function text	Page / column	Target designation from	Connection point	conductor	Target designation to	Connection point	Page / column	function text
	&EFS=V1WC4+.UC15/6.2	=V1WC4+UC15-XD15	2:3	BN	-BR15-R	1	&EFS/9.3	
	&EFS=V1WC4+.UC15/6.2	=V1WC4+UC15-XD10	7:3	BU	-BR15-R	3	&EFS/9.3	
	&EFS/9.3	=V1KF1+UC15-KF15.32	2:1		-BR15-R	4	&EFS/9.4	
	&EFS/9.4	=V1KF1+UC15-KF15.32	6:1		-BR15-R	2	&EFS/9.3	

			Date	11/29/2022	Volvo Trucks North America	Valiant TMS	Cable diagram =V1FQ1+V1FQ1-W15R	Drawing name:	= V1FQ1
			Ed.	KMAFFRE					+ V1FQ1
			Appr		P6700 Underbody Floor Skin - Cell 2V03			Document type: EMA	Project nr: 22-16151 Page 10
Modification	Date	Name	Original		Replacement of / Replaced by	Scale 1:1			1721

Cable diagram

F09_002_VLU

Cable name -W15T			cable type TPE					
remark			no. of conductors 4			cross-section 18		cable length 8
function text	Page / column	Target designation from	Connection point	conductor	Target designation to	Connection point	Page / column	function text
	&EFS=V1WC4+.UC15/6.2	=V1WC4+UC15-XD15	2:3	BN	-BR15-T	1	&EFS/9.1	
	&EFS=V1WC4+.UC15/6.2	=V1WC4+UC15-XD10	7:3	BU	-BR15-T	3	&EFS/9.2	
	&EFS/9.1				-BR15-T	2	&EFS/9.1	
	&EFS/9.2				-BR15-T	4	&EFS/9.2	

Cable diagram

F09_002_VLU

Cable name -W16R			cable type TPE					
remark			no. of conductors 4			cross-section 18		cable length 12
function text	Page / column	Target designation from	Connection point	conductor	Target designation to	Connection point	Page / column	function text
	&EFS=V1WC4+.UC15/6.2	=V1WC4+UC15-XD15	3:2	BN	-BR16-R	1	&EFS/10.3	
	&EFS=V1WC4+.UC15/6.2	=V1WC4+UC15-XD10	8:2	BU	-BR16-R	3	&EFS/10.3	
	&EFS/10.3	=V1KF1+UC15-KF15.32	3:1		-BR16-R	4	&EFS/10.4	
	&EFS/10.4	=V1KF1+UC15-KF15.32	7:1		-BR16-R	2	&EFS/10.3	

			Date	11/29/2022	Volvo Trucks North America	Valiant TMS	Cable diagram =V1FQ1+V1FQ1-W16R	Drawing name:	= V1FQ1
			Ed.	KMAFFRE					+ V1FQ1
			Appr		P6700 Underbody Floor Skin - Cell 2V03			Document type: EMA	Project nr: 22-16151 Page 12
Modification	Date	Name	Original		Replacement of / Replaced by	Scale 1:1			1721

Cable diagram

F09_002_VLU

Cable name -W16T			cable type TPE					
remark			no. of conductors 4			cross-section 18		cable length 8
function text	Page / column	Target designation from	Connection point	conductor	Target designation to	Connection point	Page / column	function text
	&EFS=V1WC4+.UC15/6.2	=V1WC4+UC15-XD15	3:2	BN	-BR16-T	1	&EFS/10.1	
	&EFS=V1WC4+.UC15/6.2	=V1WC4+UC15-XD10	8:2	BU	-BR16-T	3	&EFS/10.2	
	&EFS/10.1				-BR16-T	2	&EFS/10.1	
	&EFS/10.2				-BR16-T	4	&EFS/10.2	

12 14

Cable diagram

F09_002_VLU

Cable name -W17R			cable type TPE					
remark			no. of conductors 4			cross-section 18		cable length 10
function text	Page / column	Target designation from	Connection point	conductor	Target designation to	Connection point	Page / column	function text
	&EFS=V1WC4+.UC15/6.2	=V1WC4+UC15-XD15	3:3	BN	-BR17-R	1	&EFS/11.3	
	&EFS=V1WC4+.UC15/6.2	=V1WC4+UC15-XD10	8:3	BU	-BR17-R	3	&EFS/11.3	
	&EFS/11.3	=V1KF1+UC15-KF15.32	4:1		-BR17-R	4	&EFS/11.4	
	&EFS/11.4	=V1KF1+UC15-KF15.32	8:1		-BR17-R	2	&EFS/11.3	

			Date	11/29/2022	Volvo Trucks North America	Valiant TMS	Cable diagram =V1FQ1+V1FQ1-W17R	Drawing name:	= V1FQ1
			Ed.	KMAFFRE					+ V1FQ1
			Appr		P6700 Underbody Floor Skin - Cell 2V03			Document type: EMA	Project nr: 22-16151 Page 14
Modification	Date	Name	Original		Replacement of / Replaced by	Scale 1:1			1721

Cable diagram

F09_002_VLU

Cable name -W17T			cable type TPE					
remark			no. of conductors 4			cross-section 18		cable length 6
function text	Page / column	Target designation from	Connection point	conductor	Target designation to	Connection point	Page / column	function text
	&EFS=V1WC4+.UC15/6.2	=V1WC4+UC15-XD15	3:3	BN	-BR17-T	1	&EFS/11.1	
	&EFS=V1WC4+.UC15/6.2	=V1WC4+UC15-XD10	8:3	BU	-BR17-T	3	&EFS/11.2	
	&EFS/11.1				-BR17-T	2	&EFS/11.1	
	&EFS/11.2				-BR17-T	4	&EFS/11.2	

			Date	11/29/2022	Volvo Trucks North America	Valiant TMS	Cable diagram =V1FQ1+V1FQ1-W17T	Drawing name:	= V1FQ1
			Ed.	KMAFFRE					+ V1FQ1
			Appr		P6700 Underbody Floor Skin - Cell 2V03			Document type: EMA	Project nr: 22-16151 Page 15
Modification	Date	Name	Original		Replacement of / Replaced by	Scale 1:1			1721

Cable diagram

F09_002_VLU

Cable name -W18R			cable type TPE					
remark			no. of conductors 4			cross-section 18		cable length 40
function text	Page / column	Target designation from	Connection point	conductor	Target designation to	Connection point	Page / column	function text
	&EFS=V1WC4+.UC11/5.3	=V1WC4+UC11-XD13	6:2	BN	-BR18-R	1	&EFS/12.3	
	&EFS=V1WC4+.UC11/5.3	=V1WC4+UC11-XD10	7:2	BU	-BR18-R	3	&EFS/12.3	
	&EFS/12.3	=V1KF1+UC11-KF11.32	1:1		-BR18-R	4	&EFS/12.4	
	&EFS/12.4	=V1KF1+UC11-KF11.32	5:1		-BR18-R	2	&EFS/12.3	

			Date	11/29/2022	Volvo Trucks North America	Valiant TMS	Cable diagram =V1FQ1+V1FQ1-W18R	Drawing name:	= V1FQ1
			Ed.	KMAFFRE					+ V1FQ1
			Appr		P6700 Underbody Floor Skin - Cell 2V03			Document type: EMA	Project nr: 22-16151 Page 16
Modification	Date	Name	Original		Replacement of / Replaced by	Scale 1:1			1721

Cable diagram

F09_002_VLU

Cable name -W18T			cable type TPE					
remark			no. of conductors 4			cross-section 18		cable length 40
function text	Page / column	Target designation from	Connection point	conductor	Target designation to	Connection point	Page / column	function text
	&EFS=V1WC4+.UC11/5.3	-V1WC4+UC11-XD13	6:2	BN	-BR18-T	1	&EFS/12.1	
	&EFS=V1WC4+.UC11/5.3	-V1WC4+UC11-XD10	7:2	BU	-BR18-T	3	&EFS/12.2	
	&EFS/12.1				-BR18-T	2	&EFS/12.1	
	&EFS/12.2				-BR18-T	4	&EFS/12.2	

			Date	11/29/2022	Volvo Trucks North America	Valiant TMS	Cable diagram =V1FQ1+V1FQ1-W18T	Drawing name:	= V1FQ1
			Ed.	KMAFFRE					+ V1FQ1
			Appr		P6700 Underbody Floor Skin - Cell 2V03			Document type: EMA	Project nr: 22-16151 Page 17
Modification	Date	Name	Original		Replacement of / Replaced by	Scale 1:1			1721

Cable diagram

F09_002_VLU

Cable name -W19R			cable type TPE					
remark			no. of conductors 4			cross-section 18		cable length 30
function text	Page / column	Target designation from	Connection point	conductor	Target designation to	Connection point	Page / column	function text
	&EFS=V1WC4+.UC11/5.3	=V1WC4+UC11-XD13	6:3	BN	-BR19-R	1	&EFS/13.3	
	&EFS=V1WC4+.UC11/5.3	=V1WC4+UC11-XD10	7:3	BU	-BR19-R	3	&EFS/13.3	
	&EFS/13.3	=V1KF1+UC11-KF11.32	2:1		-BR19-R	4	&EFS/13.4	
	&EFS/13.4	=V1KF1+UC11-KF11.32	6:1		-BR19-R	2	&EFS/13.3	

			Date	11/29/2022	Volvo Trucks North America	Valiant TMS	Cable diagram =V1FQ1+V1FQ1-W19R	Drawing name:	= V1FQ1
			Ed.	KMAFFRE					+ V1FQ1
			Appr		P6700 Underbody Floor Skin - Cell 2V03			Document type: EMA	Project nr: 22-16151 Page 18
Modification	Date	Name	Original		Replacement of / Replaced by	Scale 1:1			1721

Cable diagram

F09_002_VLU

Cable name -W19T			cable type TPE					
remark			no. of conductors 4			cross-section 18		cable length 40
function text	Page / column	Target designation from	Connection point	conductor	Target designation to	Connection point	Page / column	function text
	&EFS=V1WC4+.UC11/5.3	-V1WC4+UC11-XD13	6:3	BN	-BR19-T	1	&EFS/13.1	
	&EFS=V1WC4+.UC11/5.3	-V1WC4+UC11-XD10	7:3	BU	-BR19-T	3	&EFS/13.2	
	&EFS/13.1				-BR19-T	2	&EFS/13.1	
	&EFS/13.2				-BR19-T	4	&EFS/13.2	

			Date	11/29/2022	Volvo Trucks North America	Valiant TMS	Cable diagram =V1FQ1+V1FQ1-W19T	Drawing name:	= V1FQ1
			Ed.	KMAFFRE					+ V1FQ1
			Appr		P6700 Underbody Floor Skin - Cell 2V03			Document type: EMA	Project nr: 22-16151 Page 19
Modification	Date	Name	Original		Replacement of / Replaced by	Scale 1:1			1721

Cable diagram

F09_002_VLU

Cable name -W20R			cable type TPE					
remark			no. of conductors 4			cross-section 18		cable length 35
function text	Page / column	Target designation from	Connection point	conductor	Target designation to	Connection point	Page / column	function text
	&EFS=V1WC4+.UC11/5.4	=V1WC4+UC11-XD13	7:2	BN	-BR20-R	1	&EFS/14.3	
	&EFS=V1WC4+.UC11/5.4	=V1WC4+UC11-XD10	8:2	BU	-BR20-R	3	&EFS/14.3	
	&EFS/14.3	=V1KF1+UC11-KF11.32	3:1		-BR20-R	4	&EFS/14.4	
	&EFS/14.4	=V1KF1+UC11-KF11.32	7:1		-BR20-R	2	&EFS/14.3	

Cable diagram

F09_002_VLU

Cable name -W20T			cable type TPE					
remark			no. of conductors 4			cross-section 18		cable length 40
function text	Page / column	Target designation from	Connection point	conductor	Target designation to	Connection point	Page / column	function text
	&EFS=V1WC4+.UC11/5.4	-V1WC4+UC11-XD13	7:2	BN	-BR20-T	1	&EFS/14.1	
	&EFS=V1WC4+.UC11/5.4	-V1WC4+UC11-XD10	8:2	BU	-BR20-T	3	&EFS/14.2	
	&EFS/14.1				-BR20-T	2	&EFS/14.1	
	&EFS/14.2				-BR20-T	4	&EFS/14.2	

			Date	11/29/2022	Volvo Trucks North America	Valiant TMS	Cable diagram =V1FQ1+V1FQ1-W20T	Drawing name:	= V1FQ1
			Ed.	KMAFFRE					+ V1FQ1
			Appr		P6700 Underbody Floor Skin - Cell 2V03			Document type: EMA	Project nr: 22-16151 Page 21
Modification	Date	Name	Original		Replacement of / Replaced by	Scale 1:1			1721

Cable diagram

F09_002_VLU

Cable name -W21R			cable type TPE					
remark			no. of conductors 4			cross-section 18		cable length 30
function text	Page / column	Target designation from	Connection point	conductor	Target designation to	Connection point	Page / column	function text
	&EFS=V1WC4+.UC11/5.4	=V1WC4+UC11-XD13	7:3	BN	-BR21-R	1	&EFS/15.3	
	&EFS=V1WC4+.UC11/5.4	=V1WC4+UC11-XD10	8:3	BU	-BR21-R	3	&EFS/15.3	
	&EFS/15.3	=V1KF1+UC11-KF11.32	4:1		-BR21-R	4	&EFS/15.4	
	&EFS/15.4	=V1KF1+UC11-KF11.32	8:1		-BR21-R	2	&EFS/15.3	

			Date	11/29/2022	Volvo Trucks North America	Valiant TMS	Cable diagram =V1FQ1+V1FQ1-W21R	Drawing name:	= V1FQ1
			Ed.	KMAFFRE					+ V1FQ1
			Appr		P6700 Underbody Floor Skin - Cell 2V03			Document type: EMA	Project nr: 22-16151 Page 22
Modification	Date	Name	Original		Replacement of / Replaced by	Scale 1:1			1721

Cable diagram

F09_002_VLU

Cable name -W21T			cable type TPE					
remark			no. of conductors 4			cross-section 18		cable length 40
function text	Page / column	Target designation from	Connection point	conductor	Target designation to	Connection point	Page / column	function text
	&EFS=V1WC4+.UC11/5.4	-V1WC4+UC11-XD13	7:3	BN	-BR21-T	1	&EFS/15.1	
	&EFS=V1WC4+.UC11/5.4	-V1WC4+UC11-XD10	8:3	BU	-BR21-T	3	&EFS/15.2	
	&EFS/15.1				-BR21-T	2	&EFS/15.1	
	&EFS/15.2				-BR21-T	4	&EFS/15.2	

			Date	11/29/2022	Volvo Trucks North America	Valiant TMS	Cable diagram =V1FQ1+V1FQ1-W21T	Drawing name:	= V1FQ1
			Ed.	KMAFFRE					+ V1FQ1
			Appr		P6700 Underbody Floor Skin - Cell 2V03			Document type: EMA	Project nr: 22-16151 Page 23
Modification	Date	Name	Original		Replacement of / Replaced by	Scale 1:1			1721

Cable diagram

F09_002_VLU

Cable name -W22R			cable type TPE					
remark			no. of conductors 4			cross-section 18		cable length 15
function text	Page / column	Target designation from	Connection point	conductor	Target designation to	Connection point	Page / column	function text
	&EFS=V1WC4+.UC15/6.3	=V1WC4+UC15-XD15	4:2	BN	-BR22-R	1	&EFS/16.3	
	&EFS=V1WC4+.UC15/6.3	=V1WC4+UC15-XD10	9:2	BU	-BR22-R	3	&EFS/16.3	
	&EFS/16.3	=V1KF1+UC15-KF15.33	1:1		-BR22-R	4	&EFS/16.4	
	&EFS/16.4	=V1KF1+UC15-KF15.33	5:1		-BR22-R	2	&EFS/16.3	

			Date	11/29/2022	Volvo Trucks North America	Valiant TMS	Cable diagram =V1FQ1+V1FQ1-W22R	Drawing name: = V1FQ1 + V1FQ1
			Ed.	KMAFFRE				
			Appr		P6700 Underbody Floor Skin - Cell 2V03			Document type: EMA / Project nr: 22-16151 / Page 24
Modification	Date	Name	Original		Replacement of / Replaced by	Scale 1:1		1721

Cable diagram

F09_002_VLU

Cable name -W22T			cable type TPE					
remark			no. of conductors 4			cross-section 18		cable length 15
function text	Page / column	Target designation from	Connection point	conductor	Target designation to	Connection point	Page / column	function text
	&EFS=V1WC4+.UC15/6.3	-V1WC4+UC15-XD15	4:2	BN	-BR22-T	1	&EFS/16.1	
	&EFS=V1WC4+.UC15/6.3	-V1WC4+UC15-XD10	9:2	BU	-BR22-T	3	&EFS/16.2	
	&EFS/16.1				-BR22-T	2	&EFS/16.1	
	&EFS/16.2				-BR22-T	4	&EFS/16.2	

			Date	11/29/2022	Volvo Trucks North America	Valiant TMS	Cable diagram =V1FQ1+V1FQ1-W22T	Drawing name:	= V1FQ1
			Ed.	KMAFFRE					+ V1FQ1
			Appr		P6700 Underbody Floor Skin - Cell 2V03			Document type: EMA	Project nr: 22-16151 Page 25
Modification	Date	Name	Original		Replacement of / Replaced by	Scale 1:1			1721

Cable diagram

F09_002_VLU

Cable name -W23R			cable type TPE					
remark			no. of conductors 4			cross-section 18		cable length 10
function text	Page / column	Target designation from	Connection point	conductor	Target designation to	Connection point	Page / column	function text
	&EFS=V1WC4+.UC15/6.3	=V1WC4+UC15-XD15	4:3	BN	-BR23-R	1	&EFS/17.3	
	&EFS=V1WC4+.UC15/6.3	=V1WC4+UC15-XD10	9:3	BU	-BR23-R	3	&EFS/17.3	
	&EFS/17.3	=V1KF1+UC15-KF15.33	2:1		-BR23-R	4	&EFS/17.4	
	&EFS/17.4	=V1KF1+UC15-KF15.33	6:1		-BR23-R	2	&EFS/17.3	

			Date	11/29/2022	Volvo Trucks North America	Valiant TMS	Cable diagram =V1FQ1+V1FQ1-W23R	Drawing name:	= V1FQ1
			Ed.	KMAFFRE					+ V1FQ1
			Appr		P6700 Underbody Floor Skin - Cell 2V03			Document type: EMA	Project nr: 22-16151 Page 26
Modification	Date	Name	Original		Replacement of / Replaced by	Scale 1:1			1721

Cable diagram

F09_002_VLU

Cable name -W23T			cable type TPE					
remark			no. of conductors 4			cross-section 18		cable length 15
function text	Page / column	Target designation from	Connection point	conductor	Target designation to	Connection point	Page / column	function text
	&EFS=V1WC4+.UC15/6.3	-V1WC4+UC15-XD15	4:3	BN	-BR23-T	1	&EFS/17.1	
	&EFS=V1WC4+.UC15/6.3	-V1WC4+UC15-XD10	9:3	BU	-BR23-T	3	&EFS/17.2	
	&EFS/17.1				-BR23-T	2	&EFS/17.1	
	&EFS/17.2				-BR23-T	4	&EFS/17.2	

			Date	11/29/2022	Volvo Trucks North America	Valiant TMS	Cable diagram =V1FQ1+V1FQ1-W23T	Drawing name:	= V1FQ1
			Ed.	KMAFFRE					+ V1FQ1
			Appr		P6700 Underbody Floor Skin - Cell 2V03			Document type: EMA	Project nr: 22-16151 Page 27
Modification	Date	Name	Original		Replacement of / Replaced by	Scale 1:1			1721

Cable diagram

F09_002_VLU

Cable name -W24R			cable type TPE					
remark			no. of conductors 4			cross-section 18		cable length 10
function text	Page / column	Target designation from	Connection point	conductor	Target designation to	Connection point	Page / column	function text
	&EFS=V1WC4+.UC15/6.3	=V1WC4+UC15-XD15	5:2	BN	-BR24-R	1	&EFS/18.3	
	&EFS=V1WC4+.UC15/6.3	=V1WC4+UC15-XD10	10:2	BU	-BR24-R	3	&EFS/18.3	
	&EFS/18.3	=V1KF1+UC15-KF15.33	3:1		-BR24-R	4	&EFS/18.4	
	&EFS/18.4	=V1KF1+UC15-KF15.33	7:1		-BR24-R	2	&EFS/18.3	

			Date	11/29/2022	Volvo Trucks North America	Valiant TMS	Cable diagram =V1FQ1+V1FQ1-W24R	Drawing name:	= V1FQ1
			Ed.	KMAFFRE					+ V1FQ1
			Appr		P6700 Underbody Floor Skin - Cell 2V03			Document type: EMA	Project nr: 22-16151 Page 28
Modification	Date	Name	Original		Replacement of / Replaced by	Scale 1:1			1721

Cable diagram

F09_002_VLU

Cable name -W24T			cable type TPE					
remark			no. of conductors 4			cross-section 18		cable length 15
function text	Page / column	Target designation from	Connection point	conductor	Target designation to	Connection point	Page / column	function text
	&EFS=V1WC4+.UC15/6.3	-V1WC4+UC15-XD15	5:2	BN	-BR24-T	1	&EFS/18.1	
	&EFS=V1WC4+.UC15/6.3	-V1WC4+UC15-XD10	10:2	BU	-BR24-T	3	&EFS/18.2	
	&EFS/18.1				-BR24-T	2	&EFS/18.1	
	&EFS/18.2				-BR24-T	4	&EFS/18.2	

			Date	11/29/2022	Volvo Trucks North America	Valiant TMS	Cable diagram =V1FQ1+V1FQ1-W24T	Drawing name:	= V1FQ1
			Ed.	KMAFFRE					+ V1FQ1
			Appr		P6700 Underbody Floor Skin - Cell 2V03			Document type: EMA	Project nr: 22-16151 Page 29
Modification	Date	Name	Original		Replacement of / Replaced by	Scale 1:1			1721

Cable diagram

F09_002_VLU

Cable name -W25R			cable type TPE					
remark			no. of conductors 4			cross-section 18		cable length 8
function text	Page / column	Target designation from	Connection point	conductor	Target designation to	Connection point	Page / column	function text
	&EFS=V1WC4+.UC15/6.3	=V1WC4+UC15-XD15	5:3	BN	-BR25-R	1	&EFS/19.3	
	&EFS=V1WC4+.UC15/6.3	=V1WC4+UC15-XD10	10:3	BU	-BR25-R	3	&EFS/19.3	
	&EFS/19.3	=V1KF1+UC15-KF15.33	4:1		-BR25-R	4	&EFS/19.4	
	&EFS/19.4	=V1KF1+UC15-KF15.33	8:1		-BR25-R	2	&EFS/19.3	

			Date	11/29/2022	Volvo Trucks North America	Valiant TMS	Cable diagram =V1FQ1+V1FQ1-W25R	Drawing name:	= V1FQ1
			Ed.	KMAFFRE					+ V1FQ1
			Appr		P6700 Underbody Floor Skin - Cell 2V03			Document type: EMA	Project nr: 22-16151 Page 30
Modification	Date	Name	Original		Replacement of / Replaced by	Scale 1:1			1721

Cable diagram

F09_002_VLU

Cable name -W25T			cable type TPE					
remark			no. of conductors 4			cross-section 18		cable length 15
function text	Page / column	Target designation from	Connection point	conductor	Target designation to	Connection point	Page / column	function text
	&EFS=V1WC4+.UC15/6.3	-V1WC4+UC15-XD15	5:3	BN	-BR25-T	1	&EFS/19.1	
	&EFS=V1WC4+.UC15/6.3	-V1WC4+UC15-XD10	10:3	BU	-BR25-T	3	&EFS/19.2	
	&EFS/19.1				-BR25-T	2	&EFS/19.1	
	&EFS/19.2				-BR25-T	4	&EFS/19.2	

			Date	11/29/2022	Volvo Trucks North America	Valiant TMS	Cable diagram =V1FQ1+V1FQ1-W25T	Drawing name:	= V1FQ1
			Ed.	KMAFFRE					+ V1FQ1
			Appr		P6700 Underbody Floor Skin - Cell 2V03			Document type: EMA	Project nr: 22-16151 Page 31
Modification	Date	Name	Original		Replacement of / Replaced by	Scale 1:1			1721

Cable diagram

F09_002_VLU

Cable name -W26R			cable type TPE					
remark			no. of conductors 4			cross-section 18		cable length 20
function text	Page / column	Target designation from	Connection point	conductor	Target designation to	Connection point	Page / column	function text
	&EFS=V2WC4+V2UC14/6V2	=V2WC4+V2UC14-XD15	2:2	BN	-BR26-R	1	&EFS/20.3	
	&EFS=V2WC4+V2UC14/6V2	=V2WC4+V2UC14-XD10	7:2	BU	-BR26-R	3	&EFS/20.3	
	&EFS/20.3	=V2KF1+V2UC14-KF14.32	1:1		-BR26-R	4	&EFS/20.4	
	&EFS/20.4	=V2KF1+V2UC14-KF14.32	5:1		-BR26-R	2	&EFS/20.3	

			Date	11/29/2022	Volvo Trucks North America	Valiant TMS	Cable diagram =V1FQ1+V1FQ1-W26R	Drawing name:	= V1FQ1
			Ed.	KMAFFRE					+ V1FQ1
			Appr		P6700 Underbody Floor Skin - Cell 2V03			Document type: EMA	Project nr: 22-16151 Page 32
Modification	Date	Name	Original		Replacement of / Replaced by	Scale 1:1			1721

Cable diagram

F09_002_VLU

Cable name -W26T			cable type TPE					
remark			no. of conductors 4			cross-section 18		cable length 15
function text	Page / column	Target designation from	Connection point	conductor	Target designation to	Connection point	Page / column	function text
	&EFS=V2WC4+V2UC14/6V2	-W26T+V2WC4+V2UC14-XD15	2:2	BN	-BR26-T	1	&EFS/20.1	
	&EFS=V2WC4+V2UC14/6V2	-W26T+V2WC4+V2UC14-XD10	7:2	BU	-BR26-T	3	&EFS/20.2	
	&EFS/20.1				-BR26-T	2	&EFS/20.1	
	&EFS/20.2				-BR26-T	4	&EFS/20.2	

			Date	11/29/2022	Volvo Trucks North America	Valiant TMS	Cable diagram =V1FQ1+V1FQ1-W26T	Drawing name:	= V1FQ1
			Ed.	KMAFFRE					+ V1FQ1
			Appr		P6700 Underbody Floor Skin - Cell 2V03			Document type: EMA	Project nr: 22-16151 Page 33
Modification	Date	Name	Original		Replacement of / Replaced by	Scale 1:1			1721

Cable diagram

F09_002_VLU

Cable name -W27R			cable type TPE					
remark			no. of conductors 4			cross-section 18		cable length 20
function text	Page / column	Target designation from	Connection point	conductor	Target designation to	Connection point	Page / column	function text
	&EFS=V2WC4+V2UC14/6V2	=V2WC4+V2UC14-XD15	2:3	BN	-BR27-R	1	&EFS/21.3	
	&EFS=V2WC4+V2UC14/6V2	=V2WC4+V2UC14-XD10	7:3	BU	-BR27-R	3	&EFS/21.3	
	&EFS/21.3	=V2KF1+V2UC14-KF14.32	2:1		-BR27-R	4	&EFS/21.4	
	&EFS/21.4	=V2KF1+V2UC14-KF14.32	6:1		-BR27-R	2	&EFS/21.3	

			Date	11/29/2022	Volvo Trucks North America	Valiant TMS	Cable diagram =V1FQ1+V1FQ1-W27R	Drawing name:	= V1FQ1
			Ed.	KMAFFRE					+ V1FQ1
			Appr		P6700 Underbody Floor Skin - Cell 2V03			Document type: EMA	Project nr: 22-16151 Page 34
Modification	Date	Name	Original		Replacement of / Replaced by	Scale 1:1			1721

Cable diagram

F09_002_VLU

Cable name -W27T			cable type TPE					
remark			no. of conductors 4			cross-section 18		cable length 10
function text	Page / column	Target designation from	Connection point	conductor	Target designation to	Connection point	Page / column	function text
	&EFS=V2WC4+V2UC14/6V2	=V2WC4+V2UC14-XD15	2:3	BN	-BR27-T	1	&EFS/21.1	
	&EFS=V2WC4+V2UC14/6V2	=V2WC4+V2UC14-XD10	7:3	BU	-BR27-T	3	&EFS/21.2	
	&EFS/21.1				-BR27-T	2	&EFS/21.1	
	&EFS/21.2				-BR27-T	4	&EFS/21.2	

			Date	11/29/2022	Volvo Trucks North America	Valiant TMS	Cable diagram =V1FQ1+V1FQ1-W27T	Drawing name:	= V1FQ1
			Ed.	KMAFFRE					+ V1FQ1
			Appr		P6700 Underbody Floor Skin - Cell 2V03			Document type: EMA	Project nr: 22-16151 Page 35
Modification	Date	Name	Original		Replacement of / Replaced by	Scale 1:1			1721

Cable diagram

F09_002_VLU

Cable name -W28R			cable type TPE					
remark			no. of conductors 4			cross-section 18		cable length 20
function text	Page / column	Target designation from	Connection point	conductor	Target designation to	Connection point	Page / column	function text
	&EFS=V2WC4+V2UC14/6V2	=V2WC4+V2UC14-XD15	3:2	BN	-BR28-R	1	&EFS/22.3	
	&EFS=V2WC4+V2UC14/6V2	=V2WC4+V2UC14-XD10	8:2	BU	-BR28-R	3	&EFS/22.3	
	&EFS/22.3	=V2KF1+V2UC14-KF14.32	3:1		-BR28-R	4	&EFS/22.4	
	&EFS/22.4	=V2KF1+V2UC14-KF14.32	7:1		-BR28-R	2	&EFS/22.3	

			Date	11/29/2022	Volvo Trucks North America	Valiant TMS	Cable diagram =V1FQ1+V1FQ1-W28R	Drawing name:	= V1FQ1
			Ed.	KMAFFRE					+ V1FQ1
			Appr		P6700 Underbody Floor Skin - Cell 2V03			Document type: EMA	Project nr: 22-16151 Page 36
Modification	Date	Name	Original		Replacement of / Replaced by	Scale 1:1			1721

Cable diagram

F09_002_VLU

Cable name -W28T			cable type TPE					
remark			no. of conductors 4			cross-section 18		cable length 15
function text	Page / column	Target designation from	Connection point	conductor	Target designation to	Connection point	Page / column	function text
	&EFS=V2WC4+V2UC14/6V2	-W28T-XD15	3:2	BN	-BR28-T	1	&EFS/22.1	
	&EFS=V2WC4+V2UC14/6V2	-W28T-XD10	8:2	BU	-BR28-T	3	&EFS/22.2	
	&EFS/22.1				-BR28-T	2	&EFS/22.1	
	&EFS/22.2				-BR28-T	4	&EFS/22.2	

			Date	11/29/2022	Volvo Trucks North America	Valiant TMS	Cable diagram =V1FQ1+V1FQ1-W28T	Drawing name:	= V1FQ1
			Ed.	KMAFFRE					+ V1FQ1
			Appr		P6700 Underbody Floor Skin - Cell 2V03			Document type: EMA	Project nr: 22-16151 Page 37
Modification	Date	Name	Original		Replacement of / Replaced by	Scale 1:1			1721

Cable diagram

F09_002_VLU

Cable name -W29R			cable type TPE					
remark			no. of conductors 4			cross-section 18		cable length 20
function text	Page / column	Target designation from	Connection point	conductor	Target designation to	Connection point	Page / column	function text
	&EFS=V2WC4+V2UC14/6V2	=V2WC4+V2UC14-XD15	3:3	BN	-BR29-R	1	&EFS/23.3	
	&EFS=V2WC4+V2UC14/6V2	=V2WC4+V2UC14-XD10	8:3	BU	-BR29-R	3	&EFS/23.3	
	&EFS/23.3	=V2KF1+V2UC14-KF14.32	4:1		-BR29-R	4	&EFS/23.4	
	&EFS/23.4	=V2KF1+V2UC14-KF14.32	8:1		-BR29-R	2	&EFS/23.3	

			Date	11/29/2022	Volvo Trucks North America	Valiant TMS	Cable diagram =V1FQ1+V1FQ1-W29R	Drawing name:	= V1FQ1
			Ed.	KMAFFRE					+ V1FQ1
			Appr		P6700 Underbody Floor Skin - Cell 2V03			Document type: EMA	Project nr: 22-16151 Page 38
Modification	Date	Name	Original		Replacement of / Replaced by	Scale 1:1			1721

Cable diagram

F09_002_VLU

Cable name -W29T			cable type TPE					
remark			no. of conductors 4			cross-section 18		cable length 10
function text	Page / column	Target designation from	Connection point	conductor	Target designation to	Connection point	Page / column	function text
	&EFS=V2WC4+V2UC14/6V2	-W29T-V2WC4+V2UC14-XD15	3:3	BN	-BR29-T	1	&EFS/23.1	
	&EFS=V2WC4+V2UC14/6V2	-W29T-V2WC4+V2UC14-XD10	8:3	BU	-BR29-T	3	&EFS/23.2	
	&EFS/23.1				-BR29-T	2	&EFS/23.1	
	&EFS/23.2				-BR29-T	4	&EFS/23.2	

			Date	11/29/2022	Volvo Trucks North America	Valiant TMS	Cable diagram =V1FQ1+V1FQ1-W29T	Drawing name:	= V1FQ1
			Ed.	KMAFFRE					+ V1FQ1
			Appr		P6700 Underbody Floor Skin - Cell 2V03			Document type: EMA	Project nr: 22-16151 Page 39
Modification	Date	Name	Original		Replacement of / Replaced by	Scale 1:1			1721

Cable diagram

F09_002_VLU

Cable name -W30R			cable type TPE					
remark			no. of conductors 4			cross-section 18		cable length 30
function text	Page / column	Target designation from	Connection point	conductor	Target designation to	Connection point	Page / column	function text
	&EFS=V1WC4+.UC14/7.4	=V1WC4+UC14-XD16	1:2	BN	-BR30-R	1	&EFS/24.3	
	&EFS=V1WC4+.UC14/7.4	=V1WC4+UC14-XD10	7:2	BU	-BR30-R	3	&EFS/24.3	
	&EFS/24.3	=V1KF1+UC14-KF14.31	2:1		-BR30-R	4	&EFS/24.4	
	&EFS/24.4	=V1KF1+UC14-KF14.31	6:1		-BR30-R	2	&EFS/24.3	

			Date	11/29/2022	Volvo Trucks North America	Valiant TMS	Cable diagram =V1FQ1+V1FQ1-W30R	Drawing name:	= V1FQ1
			Ed.	KMAFFRE					+ V1FQ1
			Appr		P6700 Underbody Floor Skin - Cell 2V03			Document type: EMA	Project nr: 22-16151 Page 40
Modification	Date	Name	Original		Replacement of / Replaced by	Scale 1:1			1721

Cable diagram

F09_002_VLU

Cable name -W30T			cable type TPE					
remark			no. of conductors 4			cross-section 18		cable length 25
function text	Page / column	Target designation from	Connection point	conductor	Target designation to	Connection point	Page / column	function text
	&EFS=V1WC4+.UC14/7.1	=V1WC4+UC14-XD16	1:2	BN	-BR30-T	1	&EFS/24.1	
	&EFS=V1WC4+.UC14/7.1	=V1WC4+UC14-XD10	7:2	BU	-BR30-T	3	&EFS/24.2	
	&EFS/24.1				-BR30-T	2	&EFS/24.1	
	&EFS/24.2				-BR30-T	4	&EFS/24.2	

Cable diagram

F09_002_VLU

Cable name -W1			cable type TPE					
remark			no. of conductors 4			cross-section 18		cable length 3
function text	Page / column	Target designation from	Connection point	conductor	Target designation to	Connection point	Page / column	function text
	&EFS/1.0	-XG1/2	P1:1		=V1GL12UQ51KF1-KF1.12-X1	1	&EFS=V1GL12UQ51KF1/2.0	
	&EFS/1.1	-XG1/2	P1:3		=V1GL12UQ51KF1-KF1.12-X1	3	&EFS=V1GL12UQ51KF1/2.1	
	&EFS/1.1	-XG1/2	P1:4		=V1GL12UQ51KF1-KF1.12-X1	4	&EFS=V1GL12UQ51KF1/2.1	
	&EFS/1.1	-XG1/2	P1:2		=V1GL12UQ51KF1-KF1.12-X1	2	&EFS=V1GL12UQ51KF1/2.0	

Cable diagram

F09_002_VLU

Cable name -W1.1			cable type TPE					
remark			no. of conductors 4			cross-section 18		cable length 1
function text	Page / column	Target designation from	Connection point	conductor	Target designation to	Connection point	Page / column	function text
	&EFS/1.0	-BG01	1		-XG1/2	J1:1	&EFS/1.0	
	&EFS/1.0	-BG01	4		-XG1/2	J1:4	&EFS/1.1	
	&EFS/1.1	-BG01	3		-XG1/2	J1:3	&EFS/1.1	

Cable diagram

F09_002_VLU

Cable name -W1.2			cable type TPE					
remark			no. of conductors 4			cross-section 18		cable length 1
function text	Page / column	Target designation from	Connection point	conductor	Target designation to	Connection point	Page / column	function text
	&EFS/1.1	-BG02	1		-XG1/2	J2:1	&EFS/1.1	
	&EFS/1.1	-BG02	4		-XG1/2	J2:4	&EFS/1.2	
	&EFS/1.2	-BG02	3		-XG1/2	J2:3	&EFS/1.2	

Cable diagram

F09_002_VLU

Cable name -W2			cable type TPE					
remark			no. of conductors 4			cross-section 18		cable length 1
function text	Page / column	Target designation from	Connection point	conductor	Target designation to	Connection point	Page / column	function text
	&EFS/1.3	-XG3/4	P1:1		=V1GL12UQ51KF1-KF1.12-X2	1	&EFS=V1GL12UQ51KF1/2.1	
	&EFS/1.3	-XG3/4	P1:3		=V1GL12UQ51KF1-KF1.12-X2	3	&EFS=V1GL12UQ51KF1/2.2	
	&EFS/1.4	-XG3/4	P1:4		=V1GL12UQ51KF1-KF1.12-X2	4	&EFS=V1GL12UQ51KF1/2.2	
	&EFS/1.4	-XG3/4	P1:2		=V1GL12UQ51KF1-KF1.12-X2	2	&EFS=V1GL12UQ51KF1/2.2	

Cable diagram

F09_002_VLU

Cable name -W2.1			cable type TPE					
remark			no. of conductors 4			cross-section 18		cable length 2
function text	Page / column	Target designation from	Connection point	conductor	Target designation to	Connection point	Page / column	function text
	&EFS/1.3	-BG03	1		-XG3/4	J1:1	&EFS/1.3	
	&EFS/1.3	-BG03	4		-XG3/4	J1:4	&EFS/1.4	
	&EFS/1.3	-BG03	3		-XG3/4	J1:3	&EFS/1.3	

Cable diagram

F09_002_VLU

Cable name -W2.2			cable type TPE					
remark			no. of conductors 4			cross-section 18		cable length 2
function text	Page / column	Target designation from	Connection point	conductor	Target designation to	Connection point	Page / column	function text
	&EFS/1.4	-BG04	1		-XG3/4	J2:1	&EFS/1.4	
	&EFS/1.4	-BG04	4		-XG3/4	J2:4	&EFS/1.5	
	&EFS/1.4	-BG04	3		-XG3/4	J2:3	&EFS/1.4	

Cable diagram

F09_002_VLU

Cable name -W3			cable type TPE					
remark			no. of conductors 4			cross-section 18		cable length 1
function text	Page / column	Target designation from	Connection point	conductor	Target designation to	Connection point	Page / column	function text
	&EFS/1.6	-XG5/11	P1:1		=V1GL12UQ51KF1-KF1.12-X3	1	&EFS=V1GL12UQ51KF1/2.3	
	&EFS/1.6	-XG5/11	P1:3		=V1GL12UQ51KF1-KF1.12-X3	3	&EFS=V1GL12UQ51KF1/2.3	
	&EFS/1.6	-XG5/11	P1:4		=V1GL12UQ51KF1-KF1.12-X3	4	&EFS=V1GL12UQ51KF1/2.3	
	&EFS/1.7	-XG5/11	P1:2		=V1GL12UQ51KF1-KF1.12-X3	2	&EFS=V1GL12UQ51KF1/2.3	

Cable diagram

F09_002_VLU

Cable name -W3.1			cable type TPE					
remark			no. of conductors 4			cross-section 18		cable length 2
function text	Page / column	Target designation from	Connection point	conductor	Target designation to	Connection point	Page / column	function text
	&EFS/1.6	-BG10	1		-XG5/11	J1:1	&EFS/1.6	
	&EFS/1.6	-BG10	4		-XG5/11	J1:4	&EFS/1.6	
	&EFS/1.6	-BG10	3		-XG5/11	J1:3	&EFS/1.6	

			Date	9/30/2022	Volvo Trucks North America	Valiant TMS	Cable diagram =V1GL12UQ51BG0+V1GL12UQ51-W3.1	Drawing name:	= V1GL12UQ51BG0
			Ed.	MKLEPADLO					+ V1GL12UQ51
			Appr		P6700 Underbody Floor Skin - Cell 2V03			Document type: EMA	Project nr: 22-16151 Page 8
Modification	Date	Name	Original		Replacement of / Replaced by	Scale 1:1			1721

Cable diagram

F09_002_VLU

Cable name -W3.2			cable type TPE					
remark			no. of conductors 4			cross-section 18		cable length 2
function text	Page / column	Target designation from	Connection point	conductor	Target designation to	Connection point	Page / column	function text
	&EFS/1.7	-BG11	1		-XG5/11	J2:1	&EFS/1.7	
	&EFS/1.7	-BG11	4		-XG5/11	J2:4	&EFS/1.7	
	&EFS/1.7	-BG11	3		-XG5/11	J2:3	&EFS/1.7	

			Date	9/30/2022	Volvo Trucks North America	Valiant TMS	Cable diagram =V1GL12UQ51BG0+V1GL12UQ51-W3.2	Drawing name:	= V1GL12UQ51BG0
			Ed.	MKLEPADLO					+ V1GL12UQ51
			Appr		P6700 Underbody Floor Skin - Cell 2V03			Document type: EMA	Project nr: 22-16151 Page 9
Modification	Date	Name	Original		Replacement of / Replaced by	Scale 1:1			1721

Cable diagram

F09_002_VLU

Cable name	-KF100.14-P11		cable type	PROFINET Cable				
remark			no. of conductors	4	cross-section	22	cable length	
function text	Page / column	Target designation from	Connection point	conductor	Target designation to	Connection point	Page / column	function text
	&EFS=V1KF1+.UC14/2.5	=V1KF1+UC14-KF100.14-P11			-KF1-TP1		&EFS/1.3	

			Date	9/30/2022	Volvo Trucks North America	Valiant TMS	Cable diagram =V1GL12UQ51KF1+V1GL12UQ51-KF100.14-P11	Drawing name:	= V1GL12UQ51KF1 + V1GL12UQ51
			Ed.	MKLEPADLO					
			Appr		P6700 Underbody Floor Skin - Cell 2V03	Scale 1:1		Document type: EMA	Project nr: 22-16151 Page 1
Modification	Date	Name	Original		Replacement of / Replaced by				1721

Cable diagram

F09_002_VLU

Cable name -W1			cable type TPU					
remark			no. of conductors 5			cross-section 16		cable length 20
function text	Page / column	Target designation from	Connection point	conductor	Target designation to	Connection point	Page / column	function text
	&EFS=V1WC4+.UC14/22.4	V1WC4+UC14-XD171	1		-KF1-X20	1	&EFS/1.1	
	&EFS=V1WC4+.UC14/22.4	V1WC4+UC14-XD171	2		-KF1-X20	2	&EFS/1.1	
	&EFS=V1WC4+.UC14/22.5	V1WC4+UC14-XD171	3		-KF1-X20	3	&EFS/1.1	
	&EFS=V1WC4+.UC14/22.5	V1WC4+UC14-XD171	4		-KF1-X20	4	&EFS/1.2	
	&EFS=V1WC4+.UC14/22.5	V1WC4+UC14-XD171	5		-KF1-X20	5	&EFS/1.2	

Cable diagram

F09_002_VLU

Cable name -W1			cable type TPE					
remark			no. of conductors 4			cross-section 18		cable length 4
function text	Page / column	Target designation from	Connection point	conductor	Target designation to	Connection point	Page / column	function text
	&EFS=V1GL12UQ51KF1+V1GL12UQ51/KF1	=V1GL12UQ51/KF1+V1GL12UQ51-KF1	1.11-X1		-XGR/S	P1:1	&EFS=V1GL12UQ51UQ1+V1GL12UQ51UQ1/1.1	
	&EFS=V1GL12UQ51KF1+V1GL12UQ51/KF1	=V1GL12UQ51/KF1+V1GL12UQ51-KF2	1.11-X1		-XGR/S	P1:2	&EFS=V1GL12UQ51UQ1+V1GL12UQ51UQ1/1.1	
	&EFS=V1GL12UQ51KF1+V1GL12UQ51/KF1	=V1GL12UQ51/KF1+V1GL12UQ51-KF3	1.11-X1		-XGR/S	P1:3	&EFS=V1GL12UQ51UQ1+V1GL12UQ51UQ1/1.1	
	&EFS=V1GL12UQ51KF1+V1GL12UQ51/KF1	=V1GL12UQ51/KF1+V1GL12UQ51-KF4	1.11-X1		-XGR/S	P1:4	&EFS=V1GL12UQ51UQ1+V1GL12UQ51UQ1/1.1	

			Date	9/30/2022	Volvo Trucks North America	Valiant TMS	Cable diagram =V1GL12UQ51UQ1.1+V1GL12UQ51UQ1.1-W1	Drawing name:	= V1GL12UQ51UQ1.1
			Ed.	MKLEPADLO					+ V1GL12UQ51UQ1.1
			Appr		P6700 Underbody Floor Skin - Cell 2V03			Document type: EMA	Project nr: 22-16151 Page 1
Modification	Date	Name	Original		Replacement of / Replaced by	Scale 1:1			1721

Cable diagram

F09_002_VLU

Cable name -W1.1			cable type TPE					
remark			no. of conductors 4			cross-section 18		cable length 0.5
function text	Page / column	Target designation from	Connection point	conductor	Target designation to	Connection point	Page / column	function text
	&EFS=V1GL12UQ51UQ1+V1GL12UQ51UQ1/1.1	-XGR/S	1		-XGR/S	J1:1	&EFS=V1GL12UQ51UQ1+V1GL12UQ51UQ1/1.1	
	&EFS=V1GL12UQ51UQ1+V1GL12UQ51UQ1/1.1	-XGR/S	4		-XGR/S	J1:4	&EFS=V1GL12UQ51UQ1+V1GL12UQ51UQ1/1.1	
	&EFS=V1GL12UQ51UQ1+V1GL12UQ51UQ1/1.1	-XGR/S	3		-XGR/S	J1:3	&EFS=V1GL12UQ51UQ1+V1GL12UQ51UQ1/1.1	

1 3

			Date	9/30/2022	Volvo Trucks North America	Valiant TMS	Cable diagram =V1GL12UQ51UQ1.1+V1GL12UQ51UQ1.1-W1.1	Drawing name:	= V1GL12UQ51UQ1.1	
			Ed.	MKLEPADLO					+ V1GL12UQ51UQ1.1	
			Appr		P6700 Underbody Floor Skin - Cell 2V03			Document type: EMA	Project nr: 22-16151	Page 2
Modification	Date	Name	Original		Replacement of / Replaced by	Scale 1:1				1721

Cable diagram

F09_002_VLU

Cable name -W1.2			cable type TPE					
remark			no. of conductors 4			cross-section 18		cable length 0.5
function text	Page / column	Target designation from	Connection point	conductor	Target designation to	Connection point	Page / column	function text
	&EFS=V1GL12UQ51UQ1-BGS	-GL12UQ51UQ1/1.2	1		-XGR/S	J2:1	&EFS=V1GL12UQ51UQ1+V1GL12UQ51UQ1/1.2	
	&EFS=V1GL12UQ51UQ1-BGS	-GL12UQ51UQ1/1.2	4		-XGR/S	J2:4	&EFS=V1GL12UQ51UQ1+V1GL12UQ51UQ1/1.2	
	&EFS=V1GL12UQ51UQ1-BGS	-GL12UQ51UQ1/1.2	3		-XGR/S	J2:3	&EFS=V1GL12UQ51UQ1+V1GL12UQ51UQ1/1.2	

Cable diagram

F09_002_VLU

Cable name -W1			cable type TPE					
remark			no. of conductors 4			cross-section 18		cable length 4
function text	Page / column	Target designation from	Connection point	conductor	Target designation to	Connection point	Page / column	function text
	&EFS=V1GL12UQ51KF1+V1GL12UQ51KF1	=V1GL12UQ51/KF1+V1GL12UQ51-KF1	1		.11-X2	P1:1	&EFS=V1GL12UQ51UQ2+V1GL12UQ51UQ2/1.1	
	&EFS=V1GL12UQ51KF1+V1GL12UQ51KF2	=V1GL12UQ51/KF2+V1GL12UQ51-KF2	1		.11-X2	P1:2	&EFS=V1GL12UQ51UQ2+V1GL12UQ51UQ2/1.1	
	&EFS=V1GL12UQ51KF1+V1GL12UQ51KF2	=V1GL12UQ51/KF2+V1GL12UQ51-KF3	1		.11-X2	P1:3	&EFS=V1GL12UQ51UQ2+V1GL12UQ51UQ2/1.1	
	&EFS=V1GL12UQ51KF1+V1GL12UQ51KF2	=V1GL12UQ51/KF2+V1GL12UQ51-KF4	1		.11-X2	P1:4	&EFS=V1GL12UQ51UQ2+V1GL12UQ51UQ2/1.1	

			Date	9/30/2022	Volvo Trucks North America	Valiant TMS	Cable diagram =V1GL12UQ51UQ2.1+V1GL12UQ51UQ2.1-W1	Drawing name:	= V1GL12UQ51UQ2.1
			Ed.	MKLEPADLO					+ V1GL12UQ51UQ2.1
			Appr		P6700 Underbody Floor Skin - Cell 2V03	Scale 1:1		Document type: EMA	Project nr: 22-16151 Page 1
Modification	Date	Name	Original		Replacement of / Replaced by				1721

Cable diagram

F09_002_VLU

Cable name -W1.1			cable type TPE					
remark			no. of conductors 4			cross-section 18		cable length 0.5
function text	Page / column	Target designation from	Connection point	conductor	Target designation to	Connection point	Page / column	function text
	&EFS=V1GL12UQ51UQ2-BGR	-BGR&EFS=V1GL12UQ51UQ2/1.1	1		-XGR/S	J1:1	&EFS=V1GL12UQ51UQ2+V1GL12UQ51UQ2/1.1	
	&EFS=V1GL12UQ51UQ2-BGR	-BGR&EFS=V1GL12UQ51UQ2/1.1	4		-XGR/S	J1:4	&EFS=V1GL12UQ51UQ2+V1GL12UQ51UQ2/1.1	
	&EFS=V1GL12UQ51UQ2-BGR	-BGR&EFS=V1GL12UQ51UQ2/1.1	3		-XGR/S	J1:3	&EFS=V1GL12UQ51UQ2+V1GL12UQ51UQ2/1.1	

1 3

			Date	9/30/2022	Volvo Trucks North America	Valiant TMS	Cable diagram =V1GL12UQ51UQ2.1+V1GL12UQ51UQ2.1-W1.1	Drawing name:	= V1GL12UQ51UQ2.1
			Ed.	MKLEPADLO					+ V1GL12UQ51UQ2.1
			Appr		P6700 Underbody Floor Skin - Cell 2V03			Document type: EMA	Project nr: 22-16151 Page 2
Modification	Date	Name	Original		Replacement of / Replaced by	Scale 1:1			1721

Cable diagram

F09_002_VLU

Cable name -W1.2			cable type TPE					
remark			no. of conductors 4			cross-section 18		cable length 0.5
function text	Page / column	Target designation from	Connection point	conductor	Target designation to	Connection point	Page / column	function text
	&EFS=V1GL12UQ51UQ2-BG5	-BG5	1		-XGR/S	J2:1	&EFS=V1GL12UQ51UQ2+V1GL12UQ51UQ2/1.2	
	&EFS=V1GL12UQ51UQ2-BG5	-BG5	4		-XGR/S	J2:4	&EFS=V1GL12UQ51UQ2+V1GL12UQ51UQ2/1.2	
	&EFS=V1GL12UQ51UQ2-BG5	-BG5	3		-XGR/S	J2:3	&EFS=V1GL12UQ51UQ2+V1GL12UQ51UQ2/1.2	

Cable diagram

F09_002_VLU

Cable name -W1			cable type TPE					
remark			no. of conductors 4			cross-section 18		cable length 4
function text	Page / column	Target designation from	Connection point	conductor	Target designation to	Connection point	Page / column	function text
	&EFS=V1GL12UQ51KF1+V1GL12UQ51KF3	+V1GL12UQ51KF3+V1GL12UQ51-KF1	1.11-X3		-XGR/S	P1:1	&EFS=V1GL12UQ51UQ6+V1GL12UQ51UQ6/1.1	
	&EFS=V1GL12UQ51KF1+V1GL12UQ51KF3	+V1GL12UQ51KF3+V1GL12UQ51-KF2	1.11-X3		-XGR/S	P1:2	&EFS=V1GL12UQ51UQ6+V1GL12UQ51UQ6/1.1	
	&EFS=V1GL12UQ51KF1+V1GL12UQ51KF3	+V1GL12UQ51KF3+V1GL12UQ51-KF3	1.11-X3		-XGR/S	P1:3	&EFS=V1GL12UQ51UQ6+V1GL12UQ51UQ6/1.1	
	&EFS=V1GL12UQ51KF1+V1GL12UQ51KF3	+V1GL12UQ51KF3+V1GL12UQ51-KF4	1.11-X3		-XGR/S	P1:4	&EFS=V1GL12UQ51UQ6+V1GL12UQ51UQ6/1.1	

			Date	9/30/2022	Volvo Trucks North America	Valiant TMS	Cable diagram =V1GL12UQ51UQ6.1+V1GL12UQ51UQ6.1-W1	Drawing name:	= V1GL12UQ51UQ6.1
			Ed.	MKLEPADLO					+ V1GL12UQ51UQ6.1
			Appr		P6700 Underbody Floor Skin - Cell 2V03			Document type: EMA	Project nr: 22-16151 Page 1
Modification	Date	Name	Original		Replacement of / Replaced by	Scale 1:1			1721

0	1	2	3	4	5	6	7	8	9

Cable diagram

F09_002_VLU

Cable name	-W1.1	cable type	TPE		
remark		no. of conductors	4	cross-section 18	cable length 0.5

function text	Page / column	Target designation from	Connection point	conductor	Target designation to	Connection point	Page / column	function text
	&EFS=V1GL12UQ51UQ6-XGR	-V1GL12UQ51UQ6/1.1	1		-XGR/S	J1:1	&EFS=V1GL12UQ51UQ6+V1GL12UQ51UQ6/1.1	
	&EFS=V1GL12UQ51UQ6-XGR	-V1GL12UQ51UQ6/1.1	4		-XGR/S	J1:4	&EFS=V1GL12UQ51UQ6+V1GL12UQ51UQ6/1.1	
	&EFS=V1GL12UQ51UQ6-XGR	-V1GL12UQ51UQ6/1.1	3		-XGR/S	J1:3	&EFS=V1GL12UQ51UQ6+V1GL12UQ51UQ6/1.1	

Cable diagram

F09_002_VLU

Cable name -W1.2			cable type TPE					
remark			no. of conductors 4			cross-section 18		cable length 0.5
function text	Page / column	Target designation from	Connection point	conductor	Target designation to	Connection point	Page / column	function text
	&EFS=V1GL12UQ51UQ6-BGSGL12UQ51UQ6/1.2		1		-XGR/S	J2:1	&EFS=V1GL12UQ51UQ6+V1GL12UQ51UQ6/1.2	
	&EFS=V1GL12UQ51UQ6-BGSGL12UQ51UQ6/1.2		4		-XGR/S	J2:4	&EFS=V1GL12UQ51UQ6+V1GL12UQ51UQ6/1.2	
	&EFS=V1GL12UQ51UQ6-BGSGL12UQ51UQ6/1.2		3		-XGR/S	J2:3	&EFS=V1GL12UQ51UQ6+V1GL12UQ51UQ6/1.2	

			Date	9/30/2022	Volvo Trucks North America	Valiant TMS	Cable diagram =V1GL12UQ51UQ6.1+V1GL12UQ51UQ6.1-W1.2	Drawing name:	= V1GL12UQ51UQ6.1
			Ed.	MKLEPADLO					+ V1GL12UQ51UQ6.1
			Appr		P6700 Underbody Floor Skin - Cell 2V03			Document type: EMA	Project nr: 22-16151 Page 3
Modification	Date	Name	Original		Replacement of / Replaced by	Scale 1:1			1721

Cable diagram

F09_002_VLU

Cable name -KF100.11-P1			cable type PROFINET Cable					
remark			no. of conductors 4			cross-section 22		cable length
function text	Page / column	Target designation from	Connection point	conductor	Target designation to	Connection point	Page / column	function text
	&EFS/2.1	-KF100.11-P1			-KF100.11	P1	&EFS/2.3	

			Date	9/22/2022	Volvo Trucks North America	Valiant TMS	Cable diagram =V1KF1+V1UC11-KF100.11-P1	Drawing name: =2V03&EFS-EL	= V1KF1
			Ed.	MKLEPADLO					+ V1UC11
			Appr		P6700 Underbody Floor Skin - Cell 2V03			Document type: EMA	Project nr: 22-16151
Modification	Date	Name	Original		Replacement of / Replaced by	Scale 1:1			Page 1 / 1721

Cable diagram

F09_002_VLU

Cable name -KF100.11-P4			cable type PROFINET Cable					
remark			no. of conductors 4			cross-section 22		cable length
function text	Page / column	Target designation from	Connection point	conductor	Target designation to	Connection point	Page / column	function text
	&EFS/2.5	-KF100.11-P4			-KF100.11	-P4	&EFS/2.4	

			Date	9/22/2022	Volvo Trucks North America	Valiant TMS	Cable diagram =V1KF1+V1UC11-KF100.11-P4	Drawing name: =2V03&EFS-EL	= V1KF1 + V1UC11
			Ed.	MKLEPADLO	P6700 Underbody Floor Skin - Cell 2V03			Document type: EMA	Project nr: 22-16151
			Appr			Scale 1:1			Page 2 / 1721
Modification	Date	Name	Original		Replacement of / Replaced by				

Cable diagram

F09_002_VLU

Cable name	-KF100.11-P5		cable type		PROFINET Cable			
remark			no. of conductors		4	cross-section	22	cable length
function text	Page / column	Target designation from	Connection point	conductor	Target designation to	Connection point	Page / column	function text
	&EFS/2.5	-KF100.11-P5			-KF100.11	-P5	&EFS/2.4	

			Date	9/22/2022	Volvo Trucks North America	Valiant TMS	Cable diagram =V1KF1+V1UC11-KF100.11-P5	Drawing name: =2V03&EFS-EL	= V1KF1 + V1UC11
			Ed.	MKLEPADLO	P6700 Underbody Floor Skin - Cell 2V03			Document type: EMA	Project nr: 22-16151
			Appr			Scale 1:1			Page 3 / 1721
Modification	Date	Name	Original		Replacement of	Replaced by			

Cable diagram

F09_002_VLU

Cable name	-KF100.11-P6		cable type		PROFINET Cable			
remark			no. of conductors		4	cross-section	22	cable length
function text	Page / column	Target designation from	Connection point	conductor	Target designation to	Connection point	Page / column	function text
	&EFS/2.5	-KF100.11-P6			-KF100.11	-P6	&EFS/2.4	

			Date	9/22/2022	Volvo Trucks North America	Valiant TMS	Cable diagram =V1KF1+V1UC11-KF100.11-P6	Drawing name: =2V03&EFS-EL / = V1KF1 / + V1UC11
			Ed.	MKLEPADLO	P6700 Underbody Floor Skin - Cell 2V03			
			Appr			Scale 1:1		Document type: EMA / Project nr: 22-16151 / Page 4 / 1721
Modification	Date	Name	Original		Replacement of / Replaced by			

Cable diagram

F09_002_VLU

Cable name	-KF100.11-P7		cable type		PROFINET Cable			
remark			no. of conductors		4	cross-section	22	cable length
function text	Page / column	Target designation from	Connection point	conductor	Target designation to	Connection point	Page / column	function text
	&EFS/2.5	-KF100.11-P7			-KF100.11	-P7	&EFS/2.4	

			Date	9/22/2022	Volvo Trucks North America	Valiant TMS	Cable diagram =V1KF1+V1UC11-KF100.11-P7	Drawing name: =2V03&EFS-EL	= V1KF1 + V1UC11
			Ed.	MKLEPADLO	P6700 Underbody Floor Skin - Cell 2V03			Document type: EMA	Project nr: 22-16151
			Appr			Scale 1:1			Page 5 / 1721
Modification	Date	Name	Original		Replacement of / Replaced by				

Cable diagram

F09_002_VLU

Cable name -KF100.11-P8			cable type PROFINET Cable					
remark			no. of conductors 4			cross-section 22		cable length
function text	Page / column	Target designation from	Connection point	conductor	Target designation to	Connection point	Page / column	function text
	&EFS/2.5	-KF100.11-P8			-KF100.11	-P8	&EFS/2.4	

			Date	9/22/2022	Volvo Trucks North America	Valiant TMS	Cable diagram =V1KF1+V1UC11-KF100.11-P8	Drawing name: =2V03&EFS-EL / = V1KF1 / + V1UC11
			Ed.	MKLEPADLO				
			Appr		P6700 Underbody Floor Skin - Cell 2V03	Scale 1:1		Document type: EMA / Project nr: 22-16151 / Page 6 / 1721
Modification	Date	Name	Original		Replacement of / Replaced by			

Cable diagram

F09_002_VLU

Cable name	-KF100.11-P9		cable type		PROFINET Cable			
remark			no. of conductors		4	cross-section	22	cable length
function text	Page / column	Target designation from	Connection point	conductor	Target designation to	Connection point	Page / column	function text
	&EFS/2.5	-KF100.11-P9			-KF100.11	-P9	&EFS/2.4	

			Date	9/22/2022	Volvo Trucks North America	Valiant TMS	Cable diagram =V1KF1+V1UC11-KF100.11-P9	Drawing name: =2V03&EFS-EL	= V1KF1 + V1UC11
			Ed.	MKLEPADLO	P6700 Underbody Floor Skin - Cell 2V03			Document type: EMA	Project nr: 22-16151
			Appr			Scale 1:1			Page 7 / 1721
Modification	Date	Name	Original		Replacement of / Replaced by				

Cable diagram

F09_002_VLU

Cable name	-KF100.11-P10		cable type		PROFINET Cable			
remark			no. of conductors		4	cross-section	22	cable length
function text	Page / column	Target designation from	Connection point	conductor	Target designation to	Connection point	Page / column	function text
	&EFS/2.5	-KF100.11-P10			-KF100.11	-P10	&EFS/2.4	

			Date	9/22/2022	Volvo Trucks North America	Valiant TMS	Cable diagram =V1KF1+V1UC11-KF100.11-P10	Drawing name: =2V03&EFS-EL / = V1KF1 / + V1UC11
			Ed.	MKLEPADLO	P6700 Underbody Floor Skin - Cell 2V03			
			Appr			Scale 1:1		Document type: EMA / Project nr: 22-16151 / Page 8 / 1721
Modification	Date	Name	Original		Replacement of / Replaced by			

Cable diagram

F09_002_VLU

Cable name	-KF100.11-P11		cable type		PROFINET Cable			
remark			no. of conductors		4	cross-section	22	cable length
function text	Page / column	Target designation from	Connection point	conductor	Target designation to	Connection point	Page / column	function text
	&EFS/2.5	-KF100.11-P11			-KF100.11	-P11	&EFS/2.4	

			Date	9/22/2022	Volvo Trucks North America	Valiant TMS	Cable diagram =V1KF1+V1UC11-KF100.11-P11	Drawing name: =2V03&EFS-EL	= V1KF1 + V1UC11
			Ed.	MKLEPADLO	P6700 Underbody Floor Skin - Cell 2V03			Document type: EMA	Project nr: 22-16151
			Appr			Scale 1:1			Page 9 / 1721
Modification	Date	Name	Original		Replacement of / Replaced by				

Cable diagram

F09_002_VLU

Cable name	-KF100.11-P12		cable type		PROFINET Cable			
remark			no. of conductors		4	cross-section	22	cable length
function text	Page / column	Target designation from	Connection point	conductor	Target designation to	Connection point	Page / column	function text
	&EFS/2.5	-KF100.11-P12			-KF100.11	-P12	&EFS/2.4	

			Date	9/22/2022	Volvo Trucks North America	Valiant TMS	Cable diagram =V1KF1+V1UC11-KF100.11-P12	Drawing name: =2V03&EFS-EL / = V1KF1 / + V1UC11
			Ed.	MKLEPADLO	P6700 Underbody Floor Skin - Cell 2V03			
			Appr			Scale 1:1		Document type: EMA / Project nr: 22-16151 / Page 10 / 1721
Modification	Date	Name	Original		Replacement of / Replaced by			

Cable diagram

F09_002_VLU

Cable name	-KF100.11-P13		cable type		PROFINET Cable			
remark			no. of conductors		4	cross-section	22	cable length
function text	Page / column	Target designation from	Connection point	conductor	Target designation to	Connection point	Page / column	function text
	&EFS/2.5	-KF100.11-P13			-KF100.11	-P13	&EFS/2.4	

			Date	9/22/2022	Volvo Trucks North America	Valiant TMS	Cable diagram =V1KF1+V1UC11-KF100.11-P13	Drawing name: =2V03&EFS-EL / = V1KF1 / + V1UC11
			Ed.	MKLEPADLO	P6700 Underbody Floor Skin - Cell 2V03			Document type: EMA / Project nr: 22-16151 / Page 11 / 1721
			Appr			Scale 1:1		
Modification	Date	Name	Original		Replacement of / Replaced by			

Cable diagram

F09_002_VLU

Cable name	-KF100.11-P14		cable type		PROFINET Cable			
remark			no. of conductors		4	cross-section	22	cable length
function text	Page / column	Target designation from	Connection point	conductor	Target designation to	Connection point	Page / column	function text
	&EFS/2.5	-KF100.11-P14			-KF100.11	-P14	&EFS/2.4	

			Date	9/22/2022	Volvo Trucks North America	Valiant TMS	Cable diagram =V1KF1+V1UC11-KF100.11-P14	Drawing name: =2V03&EFS-EL	= V1KF1 + V1UC11
			Ed.	MKLEPADLO					
			Appr		P6700 Underbody Floor Skin - Cell 2V03	Scale 1:1		Document type: EMA	Project nr: 22-16151
Modification	Date	Name	Original		Replacement of / Replaced by				Page 12 / 1721

Cable diagram

F09_002_VLU

Cable name	-KF100.11-P15		cable type		PROFINET Cable			
remark			no. of conductors		4	cross-section	22	cable length
function text	Page / column	Target designation from	Connection point	conductor	Target designation to	Connection point	Page / column	function text
	&EFS/2.5	-KF100.11-P15			-KF100.11	-P15	&EFS/2.4	

			Date	9/22/2022	Volvo Trucks North America	Valiant TMS	Cable diagram =V1KF1+V1UC11-KF100.11-P15	Drawing name: =2V03&EFS-EL	= V1KF1 + V1UC11
			Ed.	MKLEPADLO					
			Appr		P6700 Underbody Floor Skin - Cell 2V03	Scale 1:1		Document type: EMA	Project nr: 22-16151
Modification	Date	Name	Original		Replacement of / Replaced by				Page 13 / 1721

Cable diagram

F09_002_VLU

Cable name	-KF100.11-P16		cable type		PROFINET Cable			
remark			no. of conductors		4	cross-section	22	cable length
function text	Page / column	Target designation from	Connection point	conductor	Target designation to	Connection point	Page / column	function text
	&EFS/2.5	-KF100.11-P16			-KF100.11	-P16	&EFS/2.4	

			Date	9/22/2022	Volvo Trucks North America	Valiant TMS	Cable diagram =V1KF1+V1UC11-KF100.11-P16	Drawing name: =2V03&EFS-EL	= V1KF1 + V1UC11
			Ed.	MKLEPADLO					
			Appr		P6700 Underbody Floor Skin - Cell 2V03	Scale 1:1		Document type: EMA	Project nr: 22-16151
Modification	Date	Name	Original		Replacement of / Replaced by				Page 14 / 1721

Cable diagram

F09_002_VLU

Cable name -KF100.14-P1			cable type PROFINET Cable					
remark			no. of conductors 4			cross-section 22		cable length
function text	Page / column	Target designation from	Connection point	conductor	Target designation to	Connection point	Page / column	function text
	&EFS/2.1	-KF100.14-P1			-KF100.14	P1	&EFS/2.3	

			Date	9/22/2022	Volvo Trucks North America	Valiant TMS	Cable diagram =V1KF1+V1UC14-KF100.14-P1	Drawing name: =2V03&EFS-EL	= V1KF1 + V1UC14
			Ed.	MKLEPADLO					
			Appr		P6700 Underbody Floor Skin - Cell 2V03	Scale 1:1		Document type: EMA	Project nr: 22-16151
Modification	Date	Name	Original		Replacement of / Replaced by				Page 1 / 1721

Cable diagram

F09_002_VLU

Cable name -KF100.14-P4			cable type PROFINET Cable					
remark			no. of conductors 4			cross-section 22		cable length
function text	Page / column	Target designation from	Connection point	conductor	Target designation to	Connection point	Page / column	function text
	&EFS/2.5	-KF100.14-P4			-KF100.14	-P4	&EFS/2.4	

			Date	9/22/2022	Volvo Trucks North America	Valiant TMS	Cable diagram =V1KF1+V1UC14-KF100.14-P4	Drawing name: =2V03&EFS-EL	= V1KF1 + V1UC14
			Ed.	MKLEPADLO	P6700 Underbody Floor Skin - Cell 2V03			Document type: EMA	Project nr: 22-16151
			Appr			Scale 1:1			Page 2 / 1721
Modification	Date	Name	Original		Replacement of / Replaced by				

Cable diagram

F09_002_VLU

Cable name -KF100.14-P5			cable type PROFINET Cable					
remark			no. of conductors 4			cross-section 22		cable length
function text	Page / column	Target designation from	Connection point	conductor	Target designation to	Connection point	Page / column	function text
	&EFS/2.5	-KF100.14-P5			-KF100.14	-P5	&EFS/2.4	

			Date	9/22/2022	Volvo Trucks North America	Valiant TMS	Cable diagram =V1KF1+V1UC14-KF100.14-P5	Drawing name: =2V03&EFS-EL	= V1KF1 + V1UC14
			Ed.	MKLEPADLO	P6700 Underbody Floor Skin - Cell 2V03			Document type: EMA	Project nr: 22-16151
			Appr			Scale 1:1			Page 3 / 1721
Modification	Date	Name	Original		Replacement of / Replaced by				

Cable diagram

F09_002_VLU

Cable name -KF100.14-P6			cable type PROFINET Cable					
remark			no. of conductors 4			cross-section 22		cable length
function text	Page / column	Target designation from	Connection point	conductor	Target designation to	Connection point	Page / column	function text
	&EFS/2.5	-KF100.14-P6			-KF100.14	-P6	&EFS/2.4	

			Date	9/22/2022	Volvo Trucks North America	Valiant TMS	Cable diagram =V1KF1+V1UC14-KF100.14-P6	Drawing name: =2V03&EFS-EL / = V1KF1 / + V1UC14
			Ed.	MKLEPADLO				
			Appr		P6700 Underbody Floor Skin - Cell 2V03	Scale 1:1		Document type: EMA / Project nr: 22-16151 / Page 4 / 1721
Modification	Date	Name	Original		Replacement of / Replaced by			

Cable diagram

F09_002_VLU

Cable name	-KF100.14-P7		cable type		PROFINET Cable			
remark			no. of conductors		4	cross-section	22	cable length
function text	Page / column	Target designation from	Connection point	conductor	Target designation to	Connection point	Page / column	function text
	&EFS/2.5	-KF100.14-P7			-KF100.14	-P7	&EFS/2.4	

			Date	9/22/2022	Volvo Trucks North America	Valiant TMS	Cable diagram =V1KF1+V1UC14-KF100.14-P7	Drawing name: =2V03&EFS-EL	= V1KF1 + V1UC14
			Ed.	MKLEPADLO	P6700 Underbody Floor Skin - Cell 2V03			Document type: EMA	Project nr: 22-16151
			Appr			Scale 1:1			Page 5 / 1721
Modification	Date	Name	Original		Replacement of / Replaced by				

Cable diagram

F09_002_VLU

Cable name	-KF100.14-P8		cable type		PROFINET Cable			
remark			no. of conductors		4	cross-section	22	cable length
function text	Page / column	Target designation from	Connection point	conductor	Target designation to	Connection point	Page / column	function text
	&EFS/2.5	-KF100.14-P8			-KF100.14	-P8	&EFS/2.4	

			Date	9/22/2022	Volvo Trucks North America	Valiant TMS	Cable diagram =V1KF1+V1UC14-KF100.14-P8	Drawing name: =2V03&EFS-EL	= V1KF1 + V1UC14
			Ed.	MKLEPADLO	P6700 Underbody Floor Skin - Cell 2V03			Document type: EMA	Project nr: 22-16151
			Appr			Scale 1:1			Page 6 / 1721
Modification	Date	Name	Original		Replacement of / Replaced by				

Cable diagram

F09_002_VLU

Cable name -KF100.14-P9			cable type PROFINET Cable					
remark			no. of conductors 4			cross-section 22		cable length
function text	Page / column	Target designation from	Connection point	conductor	Target designation to	Connection point	Page / column	function text
	&EFS/2.5	-KF100.14-P9			-KF100.14	-P9	&EFS/2.4	

			Date	9/22/2022	Volvo Trucks North America	Valiant TMS	Cable diagram =V1KF1+V1UC14-KF100.14-P9	Drawing name: =2V03&EFS-EL / = V1KF1 / + V1UC14
			Ed.	MKLEPADLO				
			Appr		P6700 Underbody Floor Skin - Cell 2V03	Scale 1:1		Document type: EMA / Project nr: 22-16151 / Page 7 / 1721
Modification	Date	Name	Original		Replacement of / Replaced by			

Cable diagram

F09_002_VLU

Cable name	-KF100.14-P10		cable type		PROFINET Cable			
remark			no. of conductors		4	cross-section	22	cable length
function text	Page / column	Target designation from	Connection point	conductor	Target designation to	Connection point	Page / column	function text
	&EFS/2.5	-KF100.14-P10			-KF100.14	-P10	&EFS/2.4	

			Date	9/22/2022	Volvo Trucks North America	Valiant TMS	Cable diagram =V1KF1+V1UC14-KF100.14-P10	Drawing name: =2V03&EFS-EL	= V1KF1 + V1UC14
			Ed.	MKLEPADLO	P6700 Underbody Floor Skin - Cell 2V03			Document type: EMA	Project nr: 22-16151
			Appr			Scale 1:1			Page 8 / 1721
Modification	Date	Name	Original		Replacement of	Replaced by			

Cable diagram

F09_002_VLU

Cable name	-KF100.14-P11		cable type		PROFINET Cable			
remark			no. of conductors		4	cross-section	22	cable length
function text	Page / column	Target designation from	Connection point	conductor	Target designation to	Connection point	Page / column	function text
	&EFS/2.5	-KF100.14-P11			-KF100.14	-P11	&EFS/2.4	

			Date	9/22/2022	Volvo Trucks North America	Valiant TMS	Cable diagram =V1KF1+V1UC14-KF100.14-P11	Drawing name: =2V03&EFS-EL	= V1KF1 + V1UC14
			Ed.	MKLEPADLO					
			Appr		P6700 Underbody Floor Skin - Cell 2V03	Scale 1:1		Document type: EMA	Project nr: 22-16151
Modification	Date	Name	Original		Replacement of / Replaced by				Page 9 / 1721

Cable diagram

F09_002_VLU

Cable name	-KF100.14-P12		cable type		PROFINET Cable			
remark			no. of conductors		4	cross-section	22	cable length
function text	Page / column	Target designation from	Connection point	conductor	Target designation to	Connection point	Page / column	function text
	&EFS/2.5	-KF100.14-P12			-KF100.14	-P12	&EFS/2.4	

			Date	9/22/2022	Volvo Trucks North America	Valiant TMS	Cable diagram =V1KF1+V1UC14-KF100.14-P12	Drawing name: =2V03&EFS-EL / = V1KF1 / + V1UC14
			Ed.	MKLEPADLO	P6700 Underbody Floor Skin - Cell 2V03			
			Appr			Scale 1:1		Document type: EMA / Project nr: 22-16151 / Page 10 / 1721
Modification	Date	Name	Original		Replacement of / Replaced by			

Cable diagram

F09_002_VLU

Cable name -KF100.14-P13			cable type PROFINET Cable					
remark			no. of conductors 4			cross-section 22		cable length
function text	Page / column	Target designation from	Connection point	conductor	Target designation to	Connection point	Page / column	function text
	&EFS/2.5	-KF100.14-P13			-KF100.14	-P13	&EFS/2.4	

			Date	9/22/2022	Volvo Trucks North America	Valiant TMS	Cable diagram =V1KF1+V1UC14-KF100.14-P13	Drawing name: =2V03&EFS-EL / = V1KF1 / + V1UC14
			Ed.	MKLEPADLO	P6700 Underbody Floor Skin - Cell 2V03			
			Appr			Scale 1:1		Document type: EMA / Project nr: 22-16151 / Page 11 / 1721
Modification	Date	Name	Original		Replacement of / Replaced by			

Cable diagram

F09_002_VLU

Cable name -KF100.14-P14			cable type PROFINET Cable					
remark			no. of conductors 4			cross-section 22		cable length
function text	Page / column	Target designation from	Connection point	conductor	Target designation to	Connection point	Page / column	function text
	&EFS/2.5	-KF100.14-P14			-KF100.14	-P14	&EFS/2.4	

			Date	9/22/2022	Volvo Trucks North America	Valiant TMS	Cable diagram =V1KF1+V1UC14-KF100.14-P14	Drawing name: =2V03&EFS-EL / = V1KF1 / + V1UC14
			Ed.	MKLEPADLO	P6700 Underbody Floor Skin - Cell 2V03			
			Appr			Scale 1:1		Document type: EMA / Project nr: 22-16151 / Page 12 / 1721
Modification	Date	Name	Original		Replacement of / Replaced by			

Cable diagram

F09_002_VLU

Cable name	-KF100.14-P15		cable type		PROFINET Cable			
remark			no. of conductors		4	cross-section	22	cable length
function text	Page / column	Target designation from	Connection point	conductor	Target designation to	Connection point	Page / column	function text
	&EFS/2.5	-KF100.14-P15			-KF100.14	-P15	&EFS/2.4	

			Date	9/22/2022	Volvo Trucks North America	Valiant TMS	Cable diagram =V1KF1+V1UC14-KF100.14-P15	Drawing name: =2V03&EFS-EL	= V1KF1 + V1UC14
			Ed.	MKLEPADLO	P6700 Underbody Floor Skin - Cell 2V03	Scale 1:1		Document type: EMA	Project nr: 22-16151
			Appr						Page 13 / 1721
Modification	Date	Name	Original		Replacement of	Replaced by			

Cable diagram

F09_002_VLU

Cable name	-KF100.14-P16		cable type		PROFINET Cable			
remark			no. of conductors		4	cross-section	22	cable length
function text	Page / column	Target designation from	Connection point	conductor	Target designation to	Connection point	Page / column	function text
	&EFS/2.5	-KF100.14-P16			-KF100.14	-P16	&EFS/2.4	

			Date	9/22/2022	Volvo Trucks North America	Valiant TMS	Cable diagram =V1KF1+V1UC14-KF100.14-P16	Drawing name: =2V03&EFS-EL	= V1KF1 + V1UC14
			Ed.	MKLEPADLO	P6700 Underbody Floor Skin - Cell 2V03				
			Appr			Scale 1:1		Document type: EMA	Project nr: 22-16151
Modification	Date	Name	Original		Replacement of / Replaced by				Page 14 / 1721

Cable diagram

F09_002_VLU

Cable name -KF100.15-P1			cable type PROFINET Cable					
remark			no. of conductors 4			cross-section 22		cable length
function text	Page / column	Target designation from	Connection point	conductor	Target designation to	Connection point	Page / column	function text
	&EFS/2.1	-KF100.15-P1			-KF100.15	P1	&EFS/2.3	

			Date	9/22/2022	Volvo Trucks North America	Valiant TMS	Cable diagram =V1KF1+V1UC15-KF100.15-P1	Drawing name: =2V03&EFS-EL	= V1KF1 + V1UC15
			Ed.	MKLEPADLO	P6700 Underbody Floor Skin - Cell 2V03			Document type: EMA	Project nr: 22-16151
			Appr			Scale 1:1			Page 1 / 1721
Modification	Date	Name	Original		Replacement of	Replaced by			

Cable diagram

F09_002_VLU

Cable name -KF100.15-P4			cable type PROFINET Cable					
remark			no. of conductors 4			cross-section 22		cable length
function text	Page / column	Target designation from	Connection point	conductor	Target designation to	Connection point	Page / column	function text
	&EFS/2.5	-KF100.15-P4			-KF100.15	-P4	&EFS/2.4	

			Date	9/22/2022	Volvo Trucks North America	Valiant TMS	Cable diagram =V1KF1+V1UC15-KF100.15-P4	Drawing name: =2V03&EFS-EL	= V1KF1
			Ed.	MKLEPADLO					+ V1UC15
			Appr		P6700 Underbody Floor Skin - Cell 2V03			Document type: EMA	Project nr: 22-16151
Modification	Date	Name	Original		Replacement of / Replaced by	Scale 1:1			Page 2 / 1721

Cable diagram

F09_002_VLU

Cable name -KF100.15-P5			cable type PROFINET Cable					
remark			no. of conductors 4			cross-section 22		cable length
function text	Page / column	Target designation from	Connection point	conductor	Target designation to	Connection point	Page / column	function text
	&EFS/2.5	-KF100.15-P5			-KF100.15	-P5	&EFS/2.4	

			Date	9/22/2022	Volvo Trucks North America	Valiant TMS	Cable diagram =V1KF1+V1UC15-KF100.15-P5	Drawing name: =2V03&EFS-EL	= V1KF1
			Ed.	MKLEPADLO					+ V1UC15
			Appr		P6700 Underbody Floor Skin - Cell 2V03	Scale 1:1		Document type: EMA	Project nr: 22-16151
Modification	Date	Name	Original		Replacement of / Replaced by				Page 3 / 1721

Cable diagram

F09_002_VLU

Cable name	-KF100.15-P6		cable type		PROFINET Cable			
remark			no. of conductors		4	cross-section	22	cable length
function text	Page / column	Target designation from	Connection point	conductor	Target designation to	Connection point	Page / column	function text
	&EFS/2.5	-KF100.15-P6			-KF100.15	-P6	&EFS/2.4	

			Date	9/22/2022	Volvo Trucks North America	Valiant TMS	Cable diagram =V1KF1+V1UC15-KF100.15-P6	Drawing name: =2V03&EFS-EL	= V1KF1
			Ed.	MKLEPADLO					+ V1UC15
			Appr		P6700 Underbody Floor Skin - Cell 2V03	Scale 1:1		Document type: EMA	Project nr: 22-16151
Modification	Date	Name	Original		Replacement of / Replaced by				Page 4 / 1721

Cable diagram

F09_002_VLU

Cable name -KF100.15-P7			cable type PROFINET Cable					
remark			no. of conductors 4			cross-section 22		cable length
function text	Page / column	Target designation from	Connection point	conductor	Target designation to	Connection point	Page / column	function text
	&EFS/2.5	-KF100.15-P7			-KF100.15	-P7	&EFS/2.4	

			Date	9/22/2022	Volvo Trucks North America	Valiant TMS	Cable diagram =V1KF1+V1UC15-KF100.15-P7	Drawing name: =2V03&EFS-EL / = V1KF1 / + V1UC15
			Ed.	MKLEPADLO				
			Appr		P6700 Underbody Floor Skin - Cell 2V03	Scale 1:1		Document type: EMA / Project nr: 22-16151 / Page 5 / 1721
Modification	Date	Name	Original		Replacement of / Replaced by			

Cable diagram

F09_002_VLU

Cable name	-KF100.15-P8		cable type		PROFINET Cable			
remark			no. of conductors		4	cross-section	22	cable length
function text	Page / column	Target designation from	Connection point	conductor	Target designation to	Connection point	Page / column	function text
	&EFS/2.5	-KF100.15-P8			-KF100.15	-P8	&EFS/2.4	

			Date	9/22/2022	Volvo Trucks North America	Valiant TMS	Cable diagram =V1KF1+V1UC15-KF100.15-P8	Drawing name: =2V03&EFS-EL / = V1KF1 / + V1UC15
			Ed.	MKLEPADLO				
			Appr		P6700 Underbody Floor Skin - Cell 2V03	Scale 1:1		Document type: EMA / Project nr: 22-16151 / Page 6 / 1721
Modification	Date	Name	Original		Replacement of / Replaced by			

Cable diagram

F09_002_VLU

Cable name -KF100.15-P9			cable type PROFINET Cable					
remark			no. of conductors 4			cross-section 22		cable length
function text	Page / column	Target designation from	Connection point	conductor	Target designation to	Connection point	Page / column	function text
	&EFS/2.5	-KF100.15-P9			-KF100.15	-P9	&EFS/2.4	

			Date	9/22/2022	Volvo Trucks North America	Valiant TMS	Cable diagram =V1KF1+V1UC15-KF100.15-P9	Drawing name: =2V03&EFS-EL / = V1KF1 / + V1UC15
			Ed.	MKLEPADLO	P6700 Underbody Floor Skin - Cell 2V03			
			Appr			Scale 1:1		Document type: EMA / Project nr: 22-16151 / Page 7 / 1721
Modification	Date	Name	Original		Replacement of / Replaced by			

Cable diagram

F09_002_VLU

Cable name	-KF100.15-P10		cable type		PROFINET Cable			
remark			no. of conductors		4	cross-section	22	cable length
function text	Page / column	Target designation from	Connection point	conductor	Target designation to	Connection point	Page / column	function text
	&EFS/2.5	-KF100.15-P10			-KF100.15	-P10	&EFS/2.4	

			Date	9/22/2022	Volvo Trucks North America	Valiant TMS	Cable diagram =V1KF1+V1UC15-KF100.15-P10	Drawing name: =2V03&EFS-EL	= V1KF1
			Ed.	MKLEPADLO					+ V1UC15
			Appr		P6700 Underbody Floor Skin - Cell 2V03			Document type: EMA	Project nr: 22-16151	Page 8
Modification	Date	Name	Original		Replacement of / Replaced by	Scale 1:1				1721

Cable diagram

F09_002_VLU

Cable name -KF100.15-P11			cable type PROFINET Cable					
remark			no. of conductors 4			cross-section 22		cable length
function text	Page / column	Target designation from	Connection point	conductor	Target designation to	Connection point	Page / column	function text
	&EFS/2.5	-KF100.15-P11			-KF100.15	-P11	&EFS/2.4	

			Date	9/22/2022	Volvo Trucks North America	Valiant TMS	Cable diagram =V1KF1+V1UC15-KF100.15-P11	Drawing name: =2V03&EFS-EL	= V1KF1 + V1UC15
			Ed.	MKLEPADLO	P6700 Underbody Floor Skin - Cell 2V03	Scale 1:1		Document type: EMA	Project nr: 22-16151
			Appr						Page 9 / 1721
Modification	Date	Name	Original		Replacement of	Replaced by			

Cable diagram

F09_002_VLU

Cable name -KF100.15-P12			cable type PROFINET Cable					
remark			no. of conductors 4			cross-section 22		cable length
function text	Page / column	Target designation from	Connection point	conductor	Target designation to	Connection point	Page / column	function text
	&EFS/2.5	-KF100.15-P12			-KF100.15	-P12	&EFS/2.4	

			Date	9/22/2022	Volvo Trucks North America	Valiant TMS	Cable diagram =V1KF1+V1UC15-KF100.15-P12	Drawing name: =2V03&EFS-EL / = V1KF1 / + V1UC15
			Ed.	MKLEPADLO	P6700 Underbody Floor Skin - Cell 2V03			Document type: EMA / Project nr: 22-16151 / Page 10 / 1721
			Appr			Scale 1:1		
Modification	Date	Name	Original		Replacement of / Replaced by			

Cable diagram

F09_002_VLU

Cable name	-KF100.15-P13		cable type		PROFINET Cable			
remark			no. of conductors		4	cross-section	22	cable length
function text	Page / column	Target designation from	Connection point	conductor	Target designation to	Connection point	Page / column	function text
	&EFS/2.5	-KF100.15-P13			-KF100.15	-P13	&EFS/2.4	

			Date	9/22/2022	Volvo Trucks North America	Valiant TMS	Cable diagram =V1KF1+V1UC15-KF100.15-P13	Drawing name: =2V03&EFS-EL / = V1KF1 / + V1UC15
			Ed.	MKLEPADLO	P6700 Underbody Floor Skin - Cell 2V03			
			Appr			Scale 1:1		Document type: EMA / Project nr: 22-16151 / Page 11 / 1721
Modification	Date	Name	Original		Replacement of / Replaced by			

Cable diagram

F09_002_VLU

Cable name -KF100.15-P14			cable type PROFINET Cable					
remark			no. of conductors 4			cross-section 22		cable length
function text	Page / column	Target designation from	Connection point	conductor	Target designation to	Connection point	Page / column	function text
	&EFS/2.5	-KF100.15-P14			-KF100.15	-P14	&EFS/2.4	

			Date	9/22/2022	Volvo Trucks North America	Valiant TMS	Cable diagram =V1KF1+V1UC15-KF100.15-P14	Drawing name: =2V03&EFS-EL / = V1KF1 / + V1UC15
			Ed.	MKLEPADLO	P6700 Underbody Floor Skin - Cell 2V03			
			Appr			Scale 1:1		Document type: EMA / Project nr: 22-16151 / Page 12 / 1721
Modification	Date	Name	Original		Replacement of / Replaced by			

Cable diagram

F09_002_VLU

Cable name	-KF100.15-P15		cable type		PROFINET Cable			
remark			no. of conductors		4	cross-section	22	cable length
function text	Page / column	Target designation from	Connection point	conductor	Target designation to	Connection point	Page / column	function text
	&EFS/2.5	-KF100.15-P15			-KF100.15	-P15	&EFS/2.4	

			Date	9/22/2022	Volvo Trucks North America	Valiant TMS	Cable diagram =V1KF1+V1UC15-KF100.15-P15	Drawing name: =2V03&EFS-EL / = V1KF1 / + V1UC15
			Ed.	MKLEPADLO				
			Appr		P6700 Underbody Floor Skin - Cell 2V03	Scale 1:1		Document type: EMA / Project nr: 22-16151 / Page 13 / 1721
Modification	Date	Name	Original		Replacement of / Replaced by			

Cable diagram

F09_002_VLU

Cable name	-KF100.15-P16		cable type		PROFINET Cable			
remark			no. of conductors		4	cross-section	22	cable length
function text	Page / column	Target designation from	Connection point	conductor	Target designation to	Connection point	Page / column	function text
	&EFS/2.5	-KF100.15-P16			-KF100.15	-P16	&EFS/2.4	

			Date	9/22/2022	Volvo Trucks North America	Valiant TMS	Cable diagram =V1KF1+V1UC15-KF100.15-P16	Drawing name: =2V03&EFS-EL	= V1KF1 + V1UC15
			Ed.	MKLEPADLO	P6700 Underbody Floor Skin - Cell 2V03			Document type: EMA	Project nr: 22-16151
			Appr			Scale 1:1			Page 14 / 1721
Modification	Date	Name	Original		Replacement of / Replaced by				

Cable diagram

F09_002_VLU

Cable name	-KF100.14-P13		cable type		PROFINET Cable			
remark			no. of conductors		4	cross-section	22	cable length
function text	Page / column	Target designation from	Connection point	conductor	Target designation to	Connection point	Page / column	function text
	&EFS+.UC14/2.5	+.UC14-KF100.14-P13			-PNET1		&EFS/1.4	

+.UC15/14

+.UC46/1

			Date	9/22/2022	Volvo Trucks North America	Valiant TMS	Cable diagram =V1KF1+V1UC33-KF100.14-P13	Drawing name: =2V03&EFS-EL	= V1KF1
			Ed.	MKLEPADLO					+ V1UC33
			Appr		P6700 Underbody Floor Skin - Cell 2V03			Document type: EMA	Project nr: 22-16151	Page 1
Modification	Date	Name	Original		Replacement of / Replaced by	Scale 1:1				1721

Cable diagram

F09_002_VLU

Cable name -KF100.46-P1			cable type PROFINET Cable					
remark			no. of conductors 4			cross-section 22		cable length
function text	Page / column	Target designation from	Connection point	conductor	Target designation to	Connection point	Page / column	function text
	&EFS/2.1	-KF100.46-P1	1		-KF100.46	P1	&EFS/2.3	

			Date	9/30/2022	Volvo Trucks North America	Valiant TMS	Cable diagram =V1KF1+V1UC46-KF100.46-P1	Drawing name: =2V03&EFS-EL	= V1KF1
			Ed.	MKLEPADLO					+ V1UC46
			Appr		P6700 Underbody Floor Skin - Cell 2V03			Document type: EMA	Project nr: 22-16151
Modification	Date	Name	Original		Replacement of / Replaced by	Scale 1:1			Page 1 / 1721

Cable diagram

F09_002_VLU

Cable name	-KF100.46-P3		cable type		PROFINET Cable			
remark			no. of conductors		4	cross-section	22	cable length
function text	Page / column	Target designation from	Connection point	conductor	Target designation to	Connection point	Page / column	function text
	&EFS/2.5	-KF100.46-P3			-KF100.46	P3	&EFS/2.4	

			Date	9/30/2022	Volvo Trucks North America	Valiant TMS	Cable diagram =V1KF1+V1UC46-KF100.46-P3	Drawing name: =2V03&EFS-EL	= V1KF1
			Ed.	MKLEPADLO					+ V1UC46
			Appr		P6700 Underbody Floor Skin - Cell 2V03			Document type: EMA	Project nr: 22-16151
Modification	Date	Name	Original		Replacement of / Replaced by	Scale 1:1			Page 2 / 1721

Cable diagram

F09_002_VLU

Cable name -KF100.46-P4			cable type PROFINET Cable					
remark			no. of conductors 4			cross-section 22		cable length
function text	Page / column	Target designation from	Connection point	conductor	Target designation to	Connection point	Page / column	function text
	&EFS/2.5	-KF100.46-P4			-KF100.46	P4	&EFS/2.4	

			Date	9/30/2022	Volvo Trucks North America	Valiant TMS	Cable diagram =V1KF1+V1UC46-KF100.46-P4	Drawing name: =2V03&EFS-EL	= V1KF1
			Ed.	MKLEPADLO					+ V1UC46
			Appr		P6700 Underbody Floor Skin - Cell 2V03			Document type: EMA	Project nr: 22-16151
Modification	Date	Name	Original		Replacement of / Replaced by	Scale 1:1			Page 3 / 1721

Cable diagram

F09_002_VLU

Cable name -KF100.46-P5			cable type PROFINET Cable					
remark			no. of conductors 4			cross-section 22		cable length
function text	Page / column	Target designation from	Connection point	conductor	Target designation to	Connection point	Page / column	function text
	&EFS/2.5	-KF100.46-P5			-KF100.46	P5	&EFS/2.4	

			Date	9/30/2022	Volvo Trucks North America	Valiant TMS	Cable diagram =V1KF1+V1UC46-KF100.46-P5	Drawing name: =2V03&EFS-EL	= V1KF1
			Ed.	MKLEPADLO					+ V1UC46
			Appr		P6700 Underbody Floor Skin - Cell 2V03			Document type: EMA	Project nr: 22-16151
Modification	Date	Name	Original		Replacement of / Replaced by	Scale 1:1			Page 4 / 1721

Cable diagram

F09_002_VLU

Cable name	-KF100.46-P6		cable type		PROFINET Cable			
remark			no. of conductors		4	cross-section	22	cable length
function text	Page / column	Target designation from	Connection point	conductor	Target designation to	Connection point	Page / column	function text
	&EFS/2.5	-KF100.46-P6			-KF100.46	P6	&EFS/2.4	

=V1PF1WC3+.PF1UC01/1

			Date	9/30/2022	Volvo Trucks North America	Valiant TMS	Cable diagram =V1KF1+V1UC46-KF100.46-P6	Drawing name: =2V03&EFS-EL	= V1KF1
			Ed.	MKLEPADLO					+ V1UC46
			Appr		P6700 Underbody Floor Skin - Cell 2V03			Document type: EMA	Project nr: 22-16151
Modification	Date	Name	Original		Replacement of / Replaced by	Scale 1:1			Page 5 / 1721

Cable diagram

F09_002_VLU

Cable name	-KF100.14-P15		cable type	PROFINET Cable				
remark			no. of conductors	4	cross-section	22	cable length	15
function text	Page / column	Target designation from	Connection point	conductor	Target designation to	Connection point	Page / column	function text
	&EFS=V1KF1+.UC14/2.5	=V1KF1+UC14-KF100.14-P15			-ENET0		&EFS/1.6	

=V1KF1+.UC46/5

=V1SF0PG3+.UC51/1

			Date	10/20/2022	Volvo Trucks North America	Valiant TMS	Cable diagram	Drawing name:	= V1PF1WC3
			Ed.	KMAFFRE			=V1PF1WC3+V1PF1UC01-KF100.14-P15		+ V1PF1UC01
			Appr		P6700 Underbody Floor Skin - Cell 2V03			Document type: EMA / Project nr: 22-16151	Page 1
Modification	Date	Name	Original		Replacement of / Replaced by	Scale 1:1			1721

Cable diagram

F09_002_VLU

Cable name	-KF100.11-P14		cable type		PROFINET Cable			
remark			no. of conductors		4	cross-section	22	cable length
function text	Page / column	Target designation from	Connection point	conductor	Target designation to	Connection point	Page / column	function text
	&EFS=V1KF1+.UC11/2.5	=V1KF1+UC11-KF100.11-P14			-PNET1		&EFS/1.6	

=V1PF1WC3+.PF1UC01/1

2

			Date	9/22/2022	Volvo Trucks North America	Valiant TMS	Cable diagram =V1SF0PG3+V1UC51-KF100.11-P14	Drawing name: =2V03&EFS-EL	= V1SF0PG3 + V1UC51
			Ed.	MKLEPADLO					
			Appr		P6700 Underbody Floor Skin - Cell 2V03			Document type: EMA	Project nr: 22-16151
Modification	Date	Name	Original		Replacement of / Replaced by	Scale 1:1			Page 1 / 1721

Cable diagram

F09_002_VLU

Cable name -W1			cable type TPU					
remark			no. of conductors 5			cross-section 16		cable length 20
function text	Page / column	Target designation from	Connection point	conductor	Target designation to	Connection point	Page / column	function text
	&EFS=V1WC4+.UC11/22.4	=V1WC4+UC11-XD71	1		-XG1	P1:1	&EFS/1.3	
	&EFS=V1WC4+.UC11/22.4	=V1WC4+UC11-XD71	2		-XG1	P1:2	&EFS/1.3	
	&EFS=V1WC4+.UC11/22.5	=V1WC4+UC11-XD71	4		-XG1	P1:4	&EFS/1.3	
	&EFS=V1WC4+.UC11/22.5	=V1WC4+UC11-XD71	5		-XG1	P1:5	&EFS/1.4	
	&EFS=V1WC4+.UC11/22.5	=V1WC4+UC11-XD71	3		-XG1	P1:3	&EFS/1.4	

			Date	9/22/2022	Volvo Trucks North America	Valiant TMS	Cable diagram =V1SF0PG3+V1UC51-W1	Drawing name: =2V03&EFS-EL	= V1SF0PG3 + V1UC51
			Ed.	MKLEPADLO	P6700 Underbody Floor Skin - Cell 2V03				
			Appr			Scale 1:1		Document type: EMA	Project nr: 22-16151
Modification	Date	Name	Original		Replacement of / Replaced by				Page 2 / 1721

Cable diagram

F09_002_VLU

Cable name -W1.2			cable type TPU					
remark			no. of conductors 5			cross-section 16		cable length 1
function text	Page / column	Target designation from	Connection point	conductor	Target designation to	Connection point	Page / column	function text
	&EFS/1.5	-XD1	5	BK	-XG1	J2:5	&EFS/1.5	
	&EFS/1.4	-XD1	4	OG	-XG1	J2:4	&EFS/1.5	
	&EFS/1.5	-XD1	2	RD	-XG1	J2:2	&EFS/1.4	
	&EFS/1.4	-XD1	1	WH	-XG1	J2:1	&EFS/1.4	

Cable diagram

F09_002_VLU

Cable name -W1			cable type CBL					
remark			no. of conductors 8			cross-section 24		cable length 25
function text	Page / column	Target designation from	Connection point	conductor	Target designation to	Connection point	Page / column	function text
				WH				
				BN				
				GN				
				YE				
				GY				
				PK				
				BU				
				RD				
	&EFS=V1WC4+.UC11/5.4	=V1WC4+UC11-XD13	8:2	BN	-SF1	2:2	&EFS/1.1	
	&EFS=V1WC4+.UC11/5.4	=V1WC4+UC11-XD10	9:2	BU	-SF1	7:7	&EFS/1.7	
	&EFS/1.5	=V1KF1+UC11-KF11.31	9:1	GY	-SF1	5:5	&EFS/1.5	
	&EFS/1.6	=V1KF1+UC11-KF11.31	5:1	PK	-SF1	6:6	&EFS/1.6	
	&EFS/1.6	=V1KF1+UC11-KF11.31	13:1	RD	-SF1	8:8	&EFS/1.8	
	&EFS/1.1	=V1KF1+UC11-KF11.14	5:1	WH	-SF1	1:1	&EFS/1.1	
	&EFS/1.5	=V1KF1+UC11-KF11.31	1:1	YE	-SF1	4:4	&EFS/1.3	
	&EFS/1.3				-SF1	3:3	&EFS/1.2	

=V1SF0PG3+.UC51/3

=V1SF0SF2+.UC72/1

			Date	10/21/2022	Volvo Trucks North America	Valiant TMS	Cable diagram =V1SF0SF1+V1UC71-W1	Drawing name: =2V03&EFS-EL	= V1SF0SF1 + V1UC71
			Ed.	KMAFFRE	P6700 Underbody Floor Skin - Cell 2V03	Scale 1:1		Document type: EMA	Project nr: 22-16151
			Appr						Page 1 / 1721
Modification	Date	Name	Original		Replacement of	Replaced by			

Cable diagram

F09_002_VLU

Cable name -W1			cable type TPU					
remark			no. of conductors 12			cross-section 16		cable length 10
function text	Page / column	Target designation from	Connection point	conductor	Target designation to	Connection point	Page / column	function text
	&EFS=V1WC4+.UC15/7.4	=V1WC4+UC15-XD10	11:2	BK	-XD1	12:12	&EFS/1.9	
	&EFS/1.2	=V1KF1+UC15-KF15.31	9:1	BU	-XD1	2:2	&EFS/1.1	
	&EFS/1.6	=V1KF1+UC15-KF15.12	10:1	BUBK	-XD1	7:7	&EFS/1.7	
	&EFS/1.5	=V1KF1+UC15-KF15.12	9:1	GNBK	-XD1	5:5	&EFS/1.4	
	&EFS/1.1	=V1KF1+UC15-KF15.31	1:1	OG	-XD1	1:1	&EFS/1.1	
	&EFS=V1WC4+.UC15/7.4	=V1WC4+UC15-XD16	1:2	OGBK	-XD1	6:6	&EFS/1.4	
	&EFS=V1WC4+.UC15/7.4	=V1WC4+UC15-XD16	1:2	OGBK	-XD1	8:8	&EFS/1.7	
	&EFS/1.3	=V1KF1+UC15-KF15.31	13:1	RDBK	-XD1	3:3	&EFS/1.2	
	&EFS/1.3	=V1KF1+UC15-KF15.31	5:1	WHBK	-XD1	4:4	&EFS/1.2	
	&EFS/1.7	=V1KF1+UC15-PE	-PE		-XD1	9:9	&EFS/1.8	
	&EFS/1.7				-XD1	10:10	&EFS/1.8	
	&EFS/1.7				-XD1	11:11	&EFS/1.9	

Cable diagram

F09_002_VLU

Cable name -W1			cable type TPU					
remark			no. of conductors 12			cross-section 16		cable length 10
function text	Page / column	Target designation from	Connection point	conductor	Target designation to	Connection point	Page / column	function text
	&EFS=V1WC4+.UC15/7.4	=V1WC4+UC15-XD10	11:3	BK	-XD1	12:12	&EFS/1.9	
	&EFS/1.2	=V1KF1+UC15-KF15.31	10:1	BU	-XD1	2:2	&EFS/1.1	
	&EFS/1.6	=V1KF1+UC15-KF15.12	12:1	BUBK	-XD1	7:7	&EFS/1.7	
	&EFS/1.5	=V1KF1+UC15-KF15.12	11:1	GNBK	-XD1	5:5	&EFS/1.4	
	&EFS/1.1	=V1KF1+UC15-KF15.31	2:1	OG	-XD1	1:1	&EFS/1.1	
	&EFS=V1WC4+.UC15/7.4	=V1WC4+UC15-XD16	1:3	OGBK	-XD1	6:6	&EFS/1.4	
	&EFS=V1WC4+.UC15/7.4	=V1WC4+UC15-XD16	1:3	OGBK	-XD1	8:8	&EFS/1.7	
	&EFS/1.3	=V1KF1+UC15-KF15.31	14:1	RDBK	-XD1	3:3	&EFS/1.2	
	&EFS/1.3	=V1KF1+UC15-KF15.31	6:1	WHBK	-XD1	4:4	&EFS/1.2	
	&EFS/1.7	=V1KF1+UC15-PE	-PE		-XD1	9:9	&EFS/1.8	
	&EFS/1.7				-XD1	10:10	&EFS/1.8	
	&EFS/1.7				-XD1	11:11	&EFS/1.9	

Cable diagram

F09_002_VLU

Cable name -W1			cable type TPU					
remark			no. of conductors 12			cross-section 16		cable length 15
function text	Page / column	Target designation from	Connection point	conductor	Target designation to	Connection point	Page / column	function text
	&EFS=V1WC4+.UC15/7.2	=V1WC4+UC15-XD10	12:2	BK	-XD1	12:12	&EFS/1.9	
	&EFS/1.2	=V1KF1+UC15-KF15.31	11:1	BU	-XD1	2:2	&EFS/1.1	
	&EFS/1.6	=V1KF1+UC15-KF15.12	14:1	BUBK	-XD1	7:7	&EFS/1.7	
	&EFS/1.5	=V1KF1+UC15-KF15.12	13:1	GNBK	-XD1	5:5	&EFS/1.4	
	&EFS/1.1	=V1KF1+UC15-KF15.31	3:1	OG	-XD1	1:1	&EFS/1.1	
	&EFS=V1WC4+.UC15/7.2	=V1WC4+UC15-XD16	2:2	OGBK	-XD1	6:6	&EFS/1.4	
	&EFS=V1WC4+.UC15/7.2	=V1WC4+UC15-XD16	2:2	OGBK	-XD1	8:8	&EFS/1.7	
	&EFS/1.3	=V1KF1+UC15-KF15.31	15:1	RDBK	-XD1	3:3	&EFS/1.2	
	&EFS/1.3	=V1KF1+UC15-KF15.31	7:1	WHBK	-XD1	4:4	&EFS/1.2	
	&EFS/1.7	=V1KF1+UC15-PE	-PE		-XD1	9:9	&EFS/1.8	
	&EFS/1.7				-XD1	10:10	&EFS/1.8	
	&EFS/1.7				-XD1	11:11	&EFS/1.9	

Cable diagram

F09_002_VLU

Cable name -W1			cable type TPU					
remark			no. of conductors 12			cross-section 16		cable length 15
function text	Page / column	Target designation from	Connection point	conductor	Target designation to	Connection point	Page / column	function text
	&EFS=V1WC4+.UC15/7.2	=V1WC4+UC15-XD10	12:3	BK	-XD1	12:12	&EFS/1.9	
	&EFS/1.2	=V1KF1+UC15-KF15.31	12:1	BU	-XD1	2:2	&EFS/1.1	
	&EFS/1.6	=V1KF1+UC15-KF15.12	16:1	BUBK	-XD1	7:7	&EFS/1.7	
	&EFS/1.5	=V1KF1+UC15-KF15.12	15:1	GNBK	-XD1	5:5	&EFS/1.4	
	&EFS/1.1	=V1KF1+UC15-KF15.31	4:1	OG	-XD1	1:1	&EFS/1.1	
	&EFS=V1WC4+.UC15/7.2	=V1WC4+UC15-XD16	2:3	OGBK	-XD1	6:6	&EFS/1.4	
	&EFS/1.3	=V1KF1+UC15-KF15.31	16:1	RDBK	-XD1	3:3	&EFS/1.2	
	&EFS/1.3	=V1KF1+UC15-KF15.31	8:1	WHBK	-XD1	4:4	&EFS/1.2	
	&EFS/1.7	=V1KF1+UC15-PE	-PE		-XD1	9:9	&EFS/1.8	
	&EFS/1.7				-XD1	10:10	&EFS/1.8	
	&EFS/1.7				-XD1	11:11	&EFS/1.9	

Cable diagram

F09_002_VLU

Cable name -W1			cable type TPU					
remark			no. of conductors 12			cross-section 16		cable length 25
function text	Page / column	Target designation from	Connection point	conductor	Target designation to	Connection point	Page / column	function text
	&EFS/1.9	-XD1	12:12	BK	=V2WC4+V2UC14-XD10	9:2	&EFS=V2WC4+V2UC14/7.1	
	&EFS/1.1	-XD1	2:2	BU	=V2KF1+V2UC14-KF14.31	9:1	&EFS/1.2	
	&EFS/1.7	-XD1	7:7	BUBK	=V2KF1+V2UC14-KF14.12	10:1	&EFS/1.6	
	&EFS/1.4	-XD1	5:5	GNBK	=V2KF1+V2UC14-KF14.12	9:1	&EFS/1.5	
	&EFS/1.1	-XD1	1:1	OG	=V2KF1+V2UC14-KF14.31	1:1	&EFS/1.1	
	&EFS/1.4	-XD1	6:6	OGBK	=V2WC4+V2UC14-XD16	1:2	&EFS=V2WC4+V2UC14/7.1	
	&EFS/1.7	-XD1	8:8	OGBK	=V2WC4+V2UC14-XD16	1:2	&EFS=V2WC4+V2UC14/7.1	
	&EFS/1.2	-XD1	3:3	RDBK	=V2KF1+V2UC14-KF14.31	13:1	&EFS/1.3	
	&EFS/1.2	-XD1	4:4	WHBK	=V2KF1+V2UC14-KF14.31	5:1	&EFS/1.3	
	&EFS/1.8	-XD1	9:9		=V2KF1+V2UC14-PE	-PE	&EFS/1.7	
	&EFS/1.8	-XD1	10:10				&EFS/1.7	
	&EFS/1.9	-XD1	11:11				&EFS/1.7	

Cable diagram

F09_002_VLU

Cable name -W1			cable type TPU					
remark			no. of conductors 12			cross-section 16		cable length 25
function text	Page / column	Target designation from	Connection point	conductor	Target designation to	Connection point	Page / column	function text
	&EFS/1.9	-XD1	12:12	BK	=V2WC4+V2UC14-XD10	9:3	&EFS=V2WC4+V2UC14/7.1	
	&EFS/1.1	-XD1	2:2	BU	=V2KF1+V2UC14-KF14.31	10:1	&EFS/1.2	
	&EFS/1.7	-XD1	7:7	BUBK	=V2KF1+V2UC14-KF14.12	12:1	&EFS/1.6	
	&EFS/1.4	-XD1	5:5	GNBK	=V2KF1+V2UC14-KF14.12	11:1	&EFS/1.5	
	&EFS/1.1	-XD1	1:1	OG	=V2KF1+V2UC14-KF14.31	2:1	&EFS/1.1	
	&EFS/1.4	-XD1	6:6	OGBK	=V2WC4+V2UC14-XD16	1:3	&EFS=V2WC4+V2UC14/7.1	
	&EFS/1.7	-XD1	8:8	OGBK	=V2WC4+V2UC14-XD16	1:3	&EFS=V2WC4+V2UC14/7.1	
	&EFS/1.2	-XD1	3:3	RDBK	=V2KF1+V2UC14-KF14.31	14:1	&EFS/1.3	
	&EFS/1.2	-XD1	4:4	WHBK	=V2KF1+V2UC14-KF14.31	6:1	&EFS/1.3	
	&EFS/1.8	-XD1	9:9		=V2KF1+V2UC14-PE	-PE	&EFS/1.7	
	&EFS/1.8	-XD1	10:10				&EFS/1.7	
	&EFS/1.9	-XD1	11:11				&EFS/1.7	

Cable diagram

F09_002_VLU

Cable name -W1			cable type TPU					
remark			no. of conductors 12			cross-section 16		cable length 20
function text	Page / column	Target designation from	Connection point	conductor	Target designation to	Connection point	Page / column	function text
	&EFS/1.9	-XD1	12:12	BK	=V2WC4+V2UC14-XD10	10:2	&EFS=V2WC4+V2UC14/7.2	
	&EFS/1.1	-XD1	2:2	BU	=V2KF1+V2UC14-KF14.31	11:1	&EFS/1.2	
	&EFS/1.7	-XD1	7:7	BUBK	=V2KF1+V2UC14-KF14.12	14:1	&EFS/1.6	
	&EFS/1.4	-XD1	5:5	GNBK	=V2KF1+V2UC14-KF14.12	13:1	&EFS/1.5	
	&EFS/1.1	-XD1	1:1	OG	=V2KF1+V2UC14-KF14.31	3:1	&EFS/1.1	
	&EFS/1.4	-XD1	6:6	OGBK	=V2WC4+V2UC14-XD16	2:2	&EFS=V2WC4+V2UC14/7.2	
	&EFS/1.7	-XD1	8:8	OGBK	=V2WC4+V2UC14-XD16	2:2	&EFS=V2WC4+V2UC14/7.2	
	&EFS/1.2	-XD1	3:3	RDBK	=V2KF1+V2UC14-KF14.31	15:1	&EFS/1.3	
	&EFS/1.2	-XD1	4:4	WHBK	=V2KF1+V2UC14-KF14.31	7:1	&EFS/1.3	
	&EFS/1.8	-XD1	9:9		=V2KF1+V2UC14-PE	-PE	&EFS/1.7	
	&EFS/1.8	-XD1	10:10				&EFS/1.7	
	&EFS/1.9	-XD1	11:11				&EFS/1.7	

Cable diagram

F09_002_VLU

Cable name -W1			cable type TPU					
remark			no. of conductors 12			cross-section 16		cable length 20
function text	Page / column	Target designation from	Connection point	conductor	Target designation to	Connection point	Page / column	function text
	&EFS/1.9	-XD1	12:12	BK	=V2WC4+V2UC14-XD10	10:3	&EFS=V2WC4+V2UC14/7.2	
	&EFS/1.1	-XD1	2:2	BU	=V2KF1+V2UC14-KF14.31	12:1	&EFS/1.2	
	&EFS/1.7	-XD1	7:7	BUBK	=V2KF1+V2UC14-KF14.12	16:1	&EFS/1.6	
	&EFS/1.4	-XD1	5:5	GNBK	=V2KF1+V2UC14-KF14.12	15:1	&EFS/1.5	
	&EFS/1.1	-XD1	1:1	OG	=V2KF1+V2UC14-KF14.31	4:1	&EFS/1.1	
	&EFS/1.4	-XD1	6:6	OGBK	=V2WC4+V2UC14-XD16	2:3	&EFS=V2WC4+V2UC14/7.2	
	&EFS/1.7	-XD1	8:8	OGBK	=V2WC4+V2UC14-XD16	2:3	&EFS=V2WC4+V2UC14/7.2	
	&EFS/1.2	-XD1	3:3	RDBK	=V2KF1+V2UC14-KF14.31	16:1	&EFS/1.3	
	&EFS/1.2	-XD1	4:4	WHBK	=V2KF1+V2UC14-KF14.31	8:1	&EFS/1.3	
	&EFS/1.8	-XD1	9:9		=V2KF1+V2UC14-PE	-PE	&EFS/1.7	
	&EFS/1.8	-XD1	10:10				&EFS/1.7	
	&EFS/1.9	-XD1	11:11				&EFS/1.7	

Cable diagram

F09_002_VLU

Cable name -W1			cable type TPU					
remark			no. of conductors 5			cross-section 16		cable length 20
function text	Page / column	Target designation from	Connection point	conductor	Target designation to	Connection point	Page / column	function text
	&EFS=V1WC4+.UC11/24.5	V1WC4+UC11-XD151	4		-KF1.11	POWER IN:4	&EFS/10.1	
	&EFS=V1WC4+.UC11/24.4	V1WC4+UC11-XD151	1		-KF1.11	POWER IN:1	&EFS/10.1	
	&EFS=V1WC4+.UC11/24.4	V1WC4+UC11-XD151	2		-KF1.11	POWER IN:2	&EFS/10.1	
	&EFS=V1WC4+.UC11/24.5	V1WC4+UC11-XD151	3		-KF1.11	POWER IN:3	&EFS/10.1	

=V1SF0SF9+.UC79/1

=V1U70U01PF0/1

			Date	9/22/2022	Volvo Trucks North America	Valiant TMS	Cable diagram =V1U70U01KF1+V1U70U01-W1	Drawing name: =2V03&EFS-EL	= V1U70U01KF1	
			Ed.	MKLEPADLO					+ V1U70U01	
			Appr		P6700 Underbody Floor Skin - Cell 2V03			Document type: EMA	Project nr: 22-16151	Page 1
Modification	Date	Name	Original		Replacement of / Replaced by	Scale 1:1				1721

Cable diagram

F09_002_VLU

Cable name -W1.1			cable type TPE					
remark			no. of conductors 4			cross-section 18		cable length
function text	Page / column	Target designation from	Connection point	conductor	Target designation to	Connection point	Page / column	function text
	&EFS=V1U70U01KF1/10=1	-V1U70U01KF1-KF1.11	X0:1		-PF1-Branch1	1	&EFS/2.3	
S070 Dome light	&EFS=V1U70U01KF1/10=1	-V1U70U01KF1-KF1.11	X0:4		-PF1-Branch1	2	&EFS/2.4	
	&EFS=V1U70U01KF1/10=1	-V1U70U01KF1-KF1.11	X0:3		-PF1-Branch1	3	&EFS/2.4	
S070 Dome light	&EFS=V1U70U01KF1/10=1	-V1U70U01KF1-KF1.11	X0:2		-PF1-Branch1	4	&EFS/2.3	

			Date	9/22/2022	Volvo Trucks North America	Valiant TMS	Cable diagram =V1U70U01PF0+V1U70U01-W1.1	Drawing name: =2V03&EFS-EL	= V1U70U01PF0		
			Ed.	MKLEPADLO					+ V1U70U01		
			Appr		P6700 Underbody Floor Skin - Cell 2V03			Document type: EMA	Project nr: 22-16151	Page	1
Modification	Date	Name	Original		Replacement of / Replaced by	Scale 1:1					1721

Cable diagram

F09_002_VLU

Cable name -W1.2			cable type TPE					
remark			no. of conductors 4			cross-section 18		cable length
function text	Page / column	Target designation from	Connection point	conductor	Target designation to	Connection point	Page / column	function text
	&EFS=V1U70U01KF1/10=2	V1U70U01KF1-KF1.11	X1:1		-PF1-Branch2	1	&EFS/2.5	
S070 Dome light	&EFS=V1U70U01KF1/10=2	V1U70U01KF1-KF1.11	X1:4		-PF1-Branch2	2	&EFS/2.5	
	&EFS=V1U70U01KF1/10=2	V1U70U01KF1-KF1.11	X1:3		-PF1-Branch2	3	&EFS/2.5	
S070 Dome light	&EFS=V1U70U01KF1/10=2	V1U70U01KF1-KF1.11	X1:2		-PF1-Branch2	4	&EFS/2.4	

Cable diagram

F09_002_VLU

Cable name -W1			cable type TPE					
remark			no. of conductors 4			cross-section 18		cable length 5
function text	Page / column	Target designation from	Connection point	conductor	Target designation to	Connection point	Page / column	function text
	&EFS/1.0	-XG1/2	P1:1		=V1UN1KF1-KF1.11	X4:1	&EFS=V1UN1KF1/10.5	
	&EFS/1.1	-XG1/2	P1:3		=V1UN1KF1-KF1.11	X4:3	&EFS=V1UN1KF1/10.5	
	&EFS/1.1	-XG1/2	P1:4		=V1UN1KF1-KF1.11	X4:4	&EFS=V1UN1KF1/10.5	Floor Skin Assy (Common)
	&EFS/1.1	-XG1/2	P1:2		=V1UN1KF1-KF1.11	X4:2	&EFS=V1UN1KF1/10.5	=

Cable diagram

F09_002_VLU

Cable name -W1.1			cable type TPE					
remark			no. of conductors 4			cross-section 18		cable length 0.5
function text	Page / column	Target designation from	Connection point	conductor	Target designation to	Connection point	Page / column	function text
	&EFS/1.0	-BG01	1		-XG1/2	J1:1	&EFS/1.0	
	&EFS/1.0	-BG01	4		-XG1/2	J1:4	&EFS/1.1	
	&EFS/1.1	-BG01	3		-XG1/2	J1:3	&EFS/1.1	

Cable diagram

F09_002_VLU

Cable name -W1.2			cable type TPE					
remark			no. of conductors 4			cross-section 18		cable length 0.5
function text	Page / column	Target designation from	Connection point	conductor	Target designation to	Connection point	Page / column	function text
	&EFS/1.1	-BG02	1		-XG1/2	J2:1	&EFS/1.1	
	&EFS/1.1	-BG02	4		-XG1/2	J2:4	&EFS/1.2	
	&EFS/1.2	-BG02	3		-XG1/2	J2:3	&EFS/1.2	

			Date	9/22/2022	Volvo Trucks North America	Valiant TMS	Cable diagram =V1UN1BG0+V1UN1-W1.2	Drawing name: =2V03&EFS-EL	= V1UN1BG0
			Ed.	MKLEPADLO					+ V1UN1
			Appr		P6700 Underbody Floor Skin - Cell 2V03			Document type: EMA	Project nr: 22-16151
Modification	Date	Name	Original		Replacement of / Replaced by	Scale 1:1			Page 3 / 1721

0 1 2 3 4 5 6 7 8 9

Cable diagram

F09_002_VLU

Cable name -W2			cable type TPE					
remark			no. of conductors 4			cross-section 18		cable length 6
function text	Page / column	Target designation from	Connection point	conductor	Target designation to	Connection point	Page / column	function text
	&EFS/1.3	-XG3/4	P1:1		=V1UN1KF1-KF1.11	X5:1	&EFS=V1UN1KF1/10.6	
	&EFS/1.3	-XG3/4	P1:3		=V1UN1KF1-KF1.11	X5:3	&EFS=V1UN1KF1/10.6	
	&EFS/1.4	-XG3/4	P1:4		=V1UN1KF1-KF1.11	X5:4	&EFS=V1UN1KF1/10.6	Pullout Cart In Entended Position
	&EFS/1.4	-XG3/4	P1:2		=V1UN1KF1-KF1.11	X5:2	&EFS=V1UN1KF1/10.6	=

			Date	9/22/2022	Volvo Trucks North America	Valiant TMS	Cable diagram =V1UN1BG0+V1UN1-W2	Drawing name: =2V03&EFS-EL	= V1UN1BG0 + V1UN1
			Ed.	MKLEPADLO	P6700 Underbody Floor Skin - Cell 2V03				
			Appr					Document type: EMA	Project nr: 22-16151
Modification	Date	Name	Original		Replacement of / Replaced by	Scale 1:1			Page 4 / 1721

Cable diagram

F09_002_VLU

Cable name -W2.1			cable type TPE					
remark			no. of conductors 4			cross-section 18		cable length 0.5
function text	Page / column	Target designation from	Connection point	conductor	Target designation to	Connection point	Page / column	function text
	&EFS/1.3	-BG03	1		-XG3/4	J1:1	&EFS/1.3	
	&EFS/1.3	-BG03	4		-XG3/4	J1:4	&EFS/1.4	
	&EFS/1.3	-BG03	3		-XG3/4	J1:3	&EFS/1.3	

Cable diagram

F09_002_VLU

Cable name -W2.2			cable type TPE					
remark			no. of conductors 4			cross-section 18		cable length 0.5
function text	Page / column	Target designation from	Connection point	conductor	Target designation to	Connection point	Page / column	function text
	&EFS/1.4	-BG04	1		-XG3/4	J2:1	&EFS/1.4	
	&EFS/1.4	-BG04	4		-XG3/4	J2:4	&EFS/1.5	
	&EFS/1.4	-BG04	3		-XG3/4	J2:3	&EFS/1.4	

0 1 2 3 4 5 6 7 8 9

Cable diagram

F09_002_VLU

Cable name	-W3		cable type	TPE				
remark			no. of conductors	4		cross-section	18	cable length 0.5
function text	Page / column	Target designation from	Connection point	conductor	Target designation to	Connection point	Page / column	function text
	&EFS/1.6	-XG5/6	P1:1		=V1UN1KF1-KF1.11	X6:1	&EFS=V1UN1KF1/10.7	
	&EFS/1.6	-XG5/6	P1:3		=V1UN1KF1-KF1.11	X6:3	&EFS=V1UN1KF1/10.7	
	&EFS/1.6	-XG5/6	P1:4		=V1UN1KF1-KF1.11	X6:4	&EFS=V1UN1KF1/10.7	Pullout Cart In Retracted Position
	&EFS/1.7	-XG5/6	P1:2		=V1UN1KF1-KF1.11	X6:2	&EFS=V1UN1KF1/10.8	=

			Date	9/22/2022	Volvo Trucks North America	Valiant TMS	Cable diagram =V1UN1BG0+V1UN1-W3	Drawing name: =2V03&EFS-EL	= V1UN1BG0 + V1UN1
			Ed.	MKLEPADLO	P6700 Underbody Floor Skin - Cell 2V03				
			Appr					Document type: EMA	Project nr: 22-16151
Modification	Date	Name	Original		Replacement of / Replaced by	Scale 1:1			Page 7 / 1721

Cable diagram

F09_002_VLU

Cable name -W3.1			cable type TPE					
remark			no. of conductors 4			cross-section 18		cable length 0.5
function text	Page / column	Target designation from	Connection point	conductor	Target designation to	Connection point	Page / column	function text
	&EFS/1.6	-BG05	1		-XG5/6	J1:1	&EFS/1.6	
	&EFS/1.6	-BG05	4		-XG5/6	J1:4	&EFS/1.6	
	&EFS/1.6	-BG05	3		-XG5/6	J1:3	&EFS/1.6	

			Date	9/22/2022	Volvo Trucks North America	Valiant TMS	Cable diagram =V1UN1BG0+V1UN1-W3.1	Drawing name: =2V03&EFS-EL	= V1UN1BG0
			Ed.	MKLEPADLO					+ V1UN1
			Appr		P6700 Underbody Floor Skin - Cell 2V03			Document type: EMA	Project nr: 22-16151
Modification	Date	Name	Original		Replacement of / Replaced by	Scale 1:1			Page 8 / 1721

Cable diagram

F09_002_VLU

Cable name -W3.2			cable type TPE					
remark			no. of conductors 4			cross-section 18		cable length 0.5
function text	Page / column	Target designation from	Connection point	conductor	Target designation to	Connection point	Page / column	function text
	&EFS/1.7	-BG06	1		-XG5/6	J2:1	&EFS/1.7	
	&EFS/1.7	-BG06	4		-XG5/6	J2:4	&EFS/1.7	
	&EFS/1.7	-BG06	3		-XG5/6	J2:3	&EFS/1.7	

0	1	2	3	4	5	6	7	8	9

Cable diagram

F09_002_VLU

Cable name	-W1	cable type	TPU		
remark		no. of conductors	5	cross-section 16	cable length 30

function text	Page / column	Target designation from	Connection point	conductor	Target designation to	Connection point	Page / column	function text
	&EFS=V2WC4+V2UC14/=V2WC4+V2UC14-XD161	=V2WC4+V2UC14/=V2WC4+V2UC14-XD161	4		-KF1.11	POWER IN:4	&EFS/10.1	
	&EFS=V2WC4+V2UC14/=V2WC4+V2UC14-XD161	=V2WC4+V2UC14/=V2WC4+V2UC14-XD161	1		-KF1.11	POWER IN:1	&EFS/10.1	
	&EFS=V2WC4+V2UC14/=V2WC4+V2UC14-XD161	=V2WC4+V2UC14/=V2WC4+V2UC14-XD161	2		-KF1.11	POWER IN:2	&EFS/10.1	
	&EFS=V2WC4+V2UC14/=V2WC4+V2UC14-XD161	=V2WC4+V2UC14/=V2WC4+V2UC14-XD161	3		-KF1.11	POWER IN:3	&EFS/10.1	

=V1UN1BG0/9

=V1UQ51BG0+.UQ51/1

			Date	9/22/2022	Volvo Trucks North America	Valiant TMS	Cable diagram =V1UN1KF1+V1UN1-W1	Drawing name: =2V03&EFS-EL	= V1UN1KF1 + V1UN1
			Ed.	MKLEPADLO	P6700 Underbody Floor Skin - Cell 2V03				
			Appr					Document type: EMA	Project nr: 22-16151
Modification	Date	Name	Original		Replacement of / Replaced by	Scale 1:1			Page 1 / 1721

Cable diagram

F09_002_VLU

Cable name -W1			cable type TPE					
remark			no. of conductors 4			cross-section 18		cable length 2
function text	Page / column	Target designation from	Connection point	conductor	Target designation to	Connection point	Page / column	function text
	&EFS/1.0	-BG01	1		=V1UQ51KF2-KF2.12-X7	1	&EFS=V1UQ51KF2/2.7	
	&EFS/1.0	-BG01	4		=V1UQ51KF2-KF2.12-X7	4	&EFS=V1UQ51KF2/2.8	
	&EFS/1.1	-BG01	3		=V1UQ51KF2-KF2.12-X7	3	&EFS=V1UQ51KF2/2.8	

Cable diagram

F09_002_VLU

Cable name -W2			cable type TPE					
remark			no. of conductors 4			cross-section 18		cable length 2
function text	Page / column	Target designation from	Connection point	conductor	Target designation to	Connection point	Page / column	function text
	&EFS/1.3	-XG1/2	P1:1		=V1UQ51KF1-KF1.12-X7	1	&EFS=V1UQ51KF1/2.7	
	&EFS/1.3	-XG1/2	P1:3		=V1UQ51KF1-KF1.12-X7	3	&EFS=V1UQ51KF1/2.8	
	&EFS/1.4	-XG1/2	P1:4		=V1UQ51KF1-KF1.12-X7	4	&EFS=V1UQ51KF1/2.8	
	&EFS/1.4	-XG1/2	P1:2		=V1UQ51KF1-KF1.12-X7	2	&EFS=V1UQ51KF1/2.7	

Cable diagram

F09_002_VLU

Cable name -W2.1			cable type TPE					
remark			no. of conductors 4			cross-section 18		cable length 1
function text	Page / column	Target designation from	Connection point	conductor	Target designation to	Connection point	Page / column	function text
	&EFS/1.3	-BG02	1		-XG1/2	J1:1	&EFS/1.3	
	&EFS/1.3	-BG02	4		-XG1/2	J1:4	&EFS/1.4	
	&EFS/1.3	-BG02	3		-XG1/2	J1:3	&EFS/1.3	

Cable diagram

F09_002_VLU

Cable name -W2.2			cable type TPE					
remark			no. of conductors 4			cross-section 18		cable length 3
function text	Page / column	Target designation from	Connection point	conductor	Target designation to	Connection point	Page / column	function text
	&EFS/1.4	-BG03	1		-XG1/2	J2:1	&EFS/1.4	
	&EFS/1.4	-BG03	4		-XG1/2	J2:4	&EFS/1.5	
	&EFS/1.4	-BG03	3		-XG1/2	J2:3	&EFS/1.4	

			Date	9/22/2022	Volvo Trucks North America	Valiant TMS	Cable diagram =V1UQ51BG0+V1UQ51-W2.2	Drawing name: =2V03&EFS-EL	= V1UQ51BG0 + V1UQ51
			Ed.	MKLEPADLO	P6700 Underbody Floor Skin - Cell 2V03				
			Appr			Scale 1:1		Document type: EMA	Project nr: 22-16151
Modification	Date	Name	Original		Replacement of / Replaced by				Page 4 / 1721

Cable diagram

F09_002_VLU

Cable name -W1.1			cable type TPU					
remark			no. of conductors 5			cross-section 16		cable length 1
function text	Page / column	Target designation from	Connection point	conductor	Target designation to	Connection point	Page / column	function text
	&EFS/1.1	-KF1-X20	1		=V1UQ51WC4-XG51	J1:1	&EFS=V1UQ51WC4/1.4	
	&EFS/1.1	-KF1-X20	2		=V1UQ51WC4-XG51	J1:2	&EFS=V1UQ51WC4/1.4	
	&EFS/1.1	-KF1-X20	3		=V1UQ51WC4-XG51	J1:3	&EFS=V1UQ51WC4/1.5	
	&EFS/1.2	-KF1-X20	4		=V1UQ51WC4-XG51	J1:4	&EFS=V1UQ51WC4/1.5	
	&EFS/1.2	-KF1-X20	5		=V1UQ51WC4-XG51	J1:5	&EFS=V1UQ51WC4/1.5	

Cable diagram

F09_002_VLU

Cable name -KF1-TP1			cable type PROFINET Cable					
remark			no. of conductors 4			cross-section 22		cable length
function text	Page / column	Target designation from	Connection point	conductor	Target designation to	Connection point	Page / column	function text
	&EFS=V1UQ51KF1/1.4	=V1UQ51KF1-KF1-TP2			-KF2-TP1		&EFS/1.3	

			Date	9/22/2022	Volvo Trucks North America	Valiant TMS	Cable diagram =V1UQ51KF2+V1UQ51-KF1-TP1	Drawing name: =2V03&EFS-EL	= V1UQ51KF2 + V1UQ51
			Ed.	MKLEPADLO	P6700 Underbody Floor Skin - Cell 2V03				
			Appr			Scale 1:1		Document type: EMA	Project nr: 22-16151
Modification	Date	Name	Original		Replacement of / Replaced by				Page 1 / 1721

Cable diagram

F09_002_VLU

Cable name -W1.2			cable type TPU					
remark			no. of conductors 5			cross-section 16		cable length 2
function text	Page / column	Target designation from	Connection point	conductor	Target designation to	Connection point	Page / column	function text
	&EFS/1.1	-KF2-X20	1		=V1UQ51WC4-XG51	J2:1	&EFS=V1UQ51WC4/1.5	
	&EFS/1.1	-KF2-X20	2		=V1UQ51WC4-XG51	J2:2	&EFS=V1UQ51WC4/1.5	
	&EFS/1.1	-KF2-X20	3		=V1UQ51WC4-XG51	J2:3	&EFS=V1UQ51WC4/1.6	
	&EFS/1.2	-KF2-X20	4		=V1UQ51WC4-XG51	J2:4	&EFS=V1UQ51WC4/1.6	
	&EFS/1.2	-KF2-X20	5		=V1UQ51WC4-XG51	J2:5	&EFS=V1UQ51WC4/1.6	

0	1	2	3	4	5	6	7	8	9

Cable diagram

F09_002_VLU

Cable name	-W1	cable type	TPE		
remark		no. of conductors	4	cross-section 18	cable length 2

function text	Page / column	Target designation from	Connection point	conductor	Target designation to	Connection point	Page / column	function text
	&EFS=V1UQ51KF1+V1UQ51/1.0	=V1UQ51KF1+V1UQ51-KF1.11-X1	1		-BGS/R	1	&EFS=V1UQ51UQ1+V1UQ51UQ1/1.0	
	&EFS=V1UQ51KF1+V1UQ51/1.0	=V1UQ51KF1+V1UQ51-KF1.11-X1	2		-BGS/R	2	&EFS=V1UQ51UQ1+V1UQ51UQ1/1.0	
	&EFS=V1UQ51KF1+V1UQ51/1.1	=V1UQ51KF1+V1UQ51-KF1.11-X1	3		-BGS/R	3	&EFS=V1UQ51UQ1+V1UQ51UQ1/1.1	
	&EFS=V1UQ51KF1+V1UQ51/1.1	=V1UQ51KF1+V1UQ51-KF1.11-X1	4		-BGS/R	4	&EFS=V1UQ51UQ1+V1UQ51UQ1/1.1	

=V1UQ51KF2+V1UQ51/2

=V1UQ51UQ2.1+.UQ51UQ2.1/1

			Date	9/22/2022	Volvo Trucks North America	Valiant TMS	Cable diagram =V1UQ51UQ1.1+V1UQ51UQ1.1-W1	Drawing name: =2V03&EFS-EL	= V1UQ51UQ1.1 + V1UQ51UQ1.1
			Ed.	MKLEPADLO	P6700 Underbody Floor Skin - Cell 2V03				
			Appr					Document type: EMA	Project nr: 22-16151
Modification	Date	Name	Original		Replacement of / Replaced by	Scale 1:1			Page 1 / 1721

Cable diagram

F09_002_VLU

Cable name -W1			cable type TPE					
remark			no. of conductors 4			cross-section 18		cable length 2
function text	Page / column	Target designation from	Connection point	conductor	Target designation to	Connection point	Page / column	function text
	&EFS=V1UQ51KF1+V1UQ51KF1/1.1	-V1UQ51KF1+V1UQ51-KF1.1	1-X2 1		-BGS/R	1	&EFS=V1UQ51UQ2+V1UQ51UQ2/1.0	
	&EFS=V1UQ51KF1+V1UQ51KF1/1.1	-V1UQ51KF1+V1UQ51-KF1.1	1-X2 2		-BGS/R	2	&EFS=V1UQ51UQ2+V1UQ51UQ2/1.0	
	&EFS=V1UQ51KF1+V1UQ51KF1/1.1	-V1UQ51KF1+V1UQ51-KF1.1	1-X2 3		-BGS/R	3	&EFS=V1UQ51UQ2+V1UQ51UQ2/1.1	
	&EFS=V1UQ51KF1+V1UQ51KF1/1.1	-V1UQ51KF1+V1UQ51-KF1.1	1-X2 4		-BGS/R	4	&EFS=V1UQ51UQ2+V1UQ51UQ2/1.1	

Cable diagram

F09_002_VLU

Cable name -W1			cable type TPE					
remark			no. of conductors 4			cross-section 18		cable length 3
function text	Page / column	Target designation from	Connection point	conductor	Target designation to	Connection point	Page / column	function text
	&EFS=V1UQ51KF1+V1UQ51UQ3	-V1UQ51KF1+V1UQ51-KF1.1	1-X3 1		-BGS/R	1	&EFS=V1UQ51UQ3+V1UQ51UQ3/1.0	
	&EFS=V1UQ51KF1+V1UQ51UQ3	-V1UQ51KF1+V1UQ51-KF1.1	1-X3 2		-BGS/R	2	&EFS=V1UQ51UQ3+V1UQ51UQ3/1.0	
	&EFS=V1UQ51KF1+V1UQ51UQ3	-V1UQ51KF1+V1UQ51-KF1.1	1-X3 3		-BGS/R	3	&EFS=V1UQ51UQ3+V1UQ51UQ3/1.1	
	&EFS=V1UQ51KF1+V1UQ51UQ3	-V1UQ51KF1+V1UQ51-KF1.1	1-X3 4		-BGS/R	4	&EFS=V1UQ51UQ3+V1UQ51UQ3/1.1	

Cable diagram

F09_002_VLU

Cable name -W1			cable type TPE					
remark			no. of conductors 4			cross-section 18		cable length 4
function text	Page / column	Target designation from	Connection point	conductor	Target designation to	Connection point	Page / column	function text
	&EFS=V1UQ51KF1+V1UQ51	=V1UQ51KF1+V1UQ51-KF1.1	1-X4 1		-BGS/R	1	&EFS=V1UQ51UQ4+V1UQ51UQ4/1.0	
	&EFS=V1UQ51KF1+V1UQ51	=V1UQ51KF1+V1UQ51-KF1.1	1-X4 2		-BGS/R	2	&EFS=V1UQ51UQ4+V1UQ51UQ4/1.0	
	&EFS=V1UQ51KF1+V1UQ51	=V1UQ51KF1+V1UQ51-KF1.1	1-X4 3		-BGS/R	3	&EFS=V1UQ51UQ4+V1UQ51UQ4/1.1	
	&EFS=V1UQ51KF1+V1UQ51	=V1UQ51KF1+V1UQ51-KF1.1	1-X4 4		-BGS/R	4	&EFS=V1UQ51UQ4+V1UQ51UQ4/1.1	

Cable diagram

F09_002_VLU

Cable name -W1			cable type TPE					
remark			no. of conductors 4			cross-section 18		cable length 4
function text	Page / column	Target designation from	Connection point	conductor	Target designation to	Connection point	Page / column	function text
	&EFS=V1UQ51KF1+V1UQ51	=V1UQ51KF1+V1UQ51-KF1.1	1-X5 1		-BGS/R	1	&EFS=V1UQ51UQ5+V1UQ51UQ5/1.0	
	&EFS=V1UQ51KF1+V1UQ51	=V1UQ51KF1+V1UQ51-KF1.1	1-X5 2		-BGS/R	2	&EFS=V1UQ51UQ5+V1UQ51UQ5/1.0	
	&EFS=V1UQ51KF1+V1UQ51	=V1UQ51KF1+V1UQ51-KF1.1	1-X5 3		-BGS/R	3	&EFS=V1UQ51UQ5+V1UQ51UQ5/1.1	
	&EFS=V1UQ51KF1+V1UQ51	=V1UQ51KF1+V1UQ51-KF1.1	1-X5 4		-BGS/R	4	&EFS=V1UQ51UQ5+V1UQ51UQ5/1.1	

Cable diagram

F09_002_VLU

Cable name -W1			cable type TPE					
remark			no. of conductors 4			cross-section 18		cable length 1
function text	Page / column	Target designation from	Connection point	conductor	Target designation to	Connection point	Page / column	function text
	&EFS=V1UQ51KF1+V1UQ51UQ6	=V1UQ51KF1+V1UQ51-KF1.1:1-X6	1		-BGS/R	1	&EFS=V1UQ51UQ6+V1UQ51UQ6/1.0	
	&EFS=V1UQ51KF1+V1UQ51UQ6	=V1UQ51KF1+V1UQ51-KF1.1:1-X6	2		-BGS/R	2	&EFS=V1UQ51UQ6+V1UQ51UQ6/1.0	
	&EFS=V1UQ51KF1+V1UQ51UQ6	=V1UQ51KF1+V1UQ51-KF1.1:1-X6	3		-BGS/R	3	&EFS=V1UQ51UQ6+V1UQ51UQ6/1.1	
	&EFS=V1UQ51KF1+V1UQ51UQ7	=V1UQ51KF1+V1UQ51-KF1.1:1-X6	4		-BGS/R	4	&EFS=V1UQ51UQ6+V1UQ51UQ6/1.1	

Cable diagram

F09_002_VLU

Cable name -W1			cable type TPE					
remark			no. of conductors 4			cross-section 18		cable length 1
function text	Page / column	Target designation from	Connection point	conductor	Target designation to	Connection point	Page / column	function text
	&EFS=V1UQ51KF1+V1UQ51UQ7	-V1UQ51KF1+V1UQ51-KF1.11-X7	1		-BGS/R	1	&EFS=V1UQ51UQ6+V1UQ51UQ6/1.2	
	&EFS=V1UQ51KF1+V1UQ51UQ7	-V1UQ51KF1+V1UQ51-KF1.11-X7	2		-BGS/R	2	&EFS=V1UQ51UQ6+V1UQ51UQ6/1.2	
	&EFS=V1UQ51KF1+V1UQ51UQ8	-V1UQ51KF1+V1UQ51-KF1.11-X7	3		-BGS/R	3	&EFS=V1UQ51UQ6+V1UQ51UQ6/1.2	
	&EFS=V1UQ51KF1+V1UQ51UQ8	-V1UQ51KF1+V1UQ51-KF1.11-X7	4		-BGS/R	4	&EFS=V1UQ51UQ6+V1UQ51UQ6/1.2	

Cable diagram

F09_002_VLU

Cable name -W1			cable type TPE					
remark			no. of conductors 4			cross-section 18		cable length 2
function text	Page / column	Target designation from	Connection point	conductor	Target designation to	Connection point	Page / column	function text
	&EFS=V1UQ51KF1+V1UQ51UQ8	-V1UQ51KF1+V1UQ51-KF1.11	-X8 1		-BGS/R	1	&EFS=V1UQ51UQ6+V1UQ51UQ6/1.4	
	&EFS=V1UQ51KF1+V1UQ51UQ9	-V1UQ51KF1+V1UQ51-KF1.11	-X8 2		-BGS/R	2	&EFS=V1UQ51UQ6+V1UQ51UQ6/1.4	
	&EFS=V1UQ51KF1+V1UQ51UQ9	-V1UQ51KF1+V1UQ51-KF1.11	-X8 3		-BGS/R	3	&EFS=V1UQ51UQ6+V1UQ51UQ6/1.4	
	&EFS=V1UQ51KF1+V1UQ51UQ9	-V1UQ51KF1+V1UQ51-KF1.11	-X8 4		-BGS/R	4	&EFS=V1UQ51UQ6+V1UQ51UQ6/1.4	

Cable diagram

F09_002_VLU

Cable name -W1			cable type TPE					
remark			no. of conductors 4			cross-section 18		cable length 2
function text	Page / column	Target designation from	Connection point	conductor	Target designation to	Connection point	Page / column	function text
	&EFS=V1UQ51KF1+V1UQ51UQ6	-V1UQ51KF1+V1UQ51-KF1.12-X1	1		-BGS/R	1	&EFS=V1UQ51UQ6+V1UQ51UQ6/1.5	
	&EFS=V1UQ51KF1+V1UQ51UQ6	-V1UQ51KF1+V1UQ51-KF1.12-X1	2		-BGS/R	2	&EFS=V1UQ51UQ6+V1UQ51UQ6/1.5	
	&EFS=V1UQ51KF1+V1UQ51UQ6	-V1UQ51KF1+V1UQ51-KF1.12-X1	3		-BGS/R	3	&EFS=V1UQ51UQ6+V1UQ51UQ6/1.5	
	&EFS=V1UQ51KF1+V1UQ51UQ6	-V1UQ51KF1+V1UQ51-KF1.12-X1	4		-BGS/R	4	&EFS=V1UQ51UQ6+V1UQ51UQ6/1.5	

Cable diagram

F09_002_VLU

Cable name -W1			cable type TPE					
remark			no. of conductors 4			cross-section 18		cable length 3
function text	Page / column	Target designation from	Connection point	conductor	Target designation to	Connection point	Page / column	function text
	&EFS=V1UQ51KF1+V1UQ51UQ5	-V1UQ51KF1+V1UQ51-KF1.12-X2	1		-BGS/R	1	&EFS=V1UQ51UQ6+V1UQ51UQ6/1.7	
	&EFS=V1UQ51KF1+V1UQ51UQ5	-V1UQ51KF1+V1UQ51-KF1.12-X2	2		-BGS/R	2	&EFS=V1UQ51UQ6+V1UQ51UQ6/1.7	
	&EFS=V1UQ51KF1+V1UQ51UQ5	-V1UQ51KF1+V1UQ51-KF1.12-X2	3		-BGS/R	3	&EFS=V1UQ51UQ6+V1UQ51UQ6/1.7	
	&EFS=V1UQ51KF1+V1UQ51UQ5	-V1UQ51KF1+V1UQ51-KF1.12-X2	4		-BGS/R	4	&EFS=V1UQ51UQ6+V1UQ51UQ6/1.7	

Cable diagram

F09_002_VLU

Cable name -W1			cable type TPE					
remark			no. of conductors 4			cross-section 18		cable length 3
function text	Page / column	Target designation from	Connection point	conductor	Target designation to	Connection point	Page / column	function text
	&EFS=V1UQ51KF1+V1UQ51UQ5	-V1UQ51KF1+V1UQ51-KF1.12-X3	1		-BGS/R	1	&EFS=V1UQ51UQ6+V1UQ51UQ6/1.8	
	&EFS=V1UQ51KF1+V1UQ51UQ5	-V1UQ51KF1+V1UQ51-KF1.12-X3	2		-BGS/R	2	&EFS=V1UQ51UQ6+V1UQ51UQ6/1.8	
	&EFS=V1UQ51KF1+V1UQ51UQ5	-V1UQ51KF1+V1UQ51-KF1.12-X3	3		-BGS/R	3	&EFS=V1UQ51UQ6+V1UQ51UQ6/1.9	
	&EFS=V1UQ51KF1+V1UQ51UQ5	-V1UQ51KF1+V1UQ51-KF1.12-X3	4		-BGS/R	4	&EFS=V1UQ51UQ6+V1UQ51UQ6/1.9	

0	1	2	3	4	5	6	7	8	9

Cable diagram

F09_002_VLU

Cable name	-W1	cable type	TPE		
remark		no. of conductors	4	cross-section 18	cable length 3

function text	Page / column	Target designation from	Connection point	conductor	Target designation to	Connection point	Page / column	function text
	&EFS=V1UQ51KF2+V1UQ51UQ6	=V1UQ51KF2+V1UQ51-KF2.11-X1	1		-BGS/R	1	&EFS=V1UQ51UQ7+V1UQ51UQ7/1.0	
	&EFS=V1UQ51KF2+V1UQ51UQ6	=V1UQ51KF2+V1UQ51-KF2.11-X1	2		-BGS/R	2	&EFS=V1UQ51UQ7+V1UQ51UQ7/1.0	
	&EFS=V1UQ51KF2+V1UQ51UQ5	=V1UQ51KF2+V1UQ51-KF2.11-X1	3		-BGS/R	3	&EFS=V1UQ51UQ7+V1UQ51UQ7/1.1	
	&EFS=V1UQ51KF2+V1UQ51UQ5	=V1UQ51KF2+V1UQ51-KF2.11-X1	4		-BGS/R	4	&EFS=V1UQ51UQ7+V1UQ51UQ7/1.1	

=V1UQ51UQ6.6+.UQ51UQ6.6/1

=V1UQ51UQ7.2+.UQ51UQ7.2/1

			Date	9/22/2022	Volvo Trucks North America	Valiant TMS	Cable diagram =V1UQ51UQ7.1+V1UQ51UQ7.1-W1	Drawing name: =2V03&EFS-EL	= V1UQ51UQ7.1 + V1UQ51UQ7.1
			Ed.	MKLEPADLO	P6700 Underbody Floor Skin - Cell 2V03				
			Appr					Document type: EMA	Project nr: 22-16151
Modification	Date	Name	Original		Replacement of / Replaced by	Scale 1:1			Page 1 / 1721

Cable diagram

F09_002_VLU

Cable name -W1			cable type TPE					
remark			no. of conductors 4			cross-section 18		cable length 3
function text	Page / column	Target designation from	Connection point	conductor	Target designation to	Connection point	Page / column	function text
	&EFS=V1UQ51KF2+V1UQ51	=V1UQ51KF2+V1UQ51-KF2.1	1-X2 1		-BGS/R	1	&EFS=V1UQ51UQ7+V1UQ51UQ7/1.2	
	&EFS=V1UQ51KF2+V1UQ51	=V1UQ51KF2+V1UQ51-KF2.1	1-X2 2		-BGS/R	2	&EFS=V1UQ51UQ7+V1UQ51UQ7/1.2	
	&EFS=V1UQ51KF2+V1UQ51	=V1UQ51KF2+V1UQ51-KF2.1	1-X2 3		-BGS/R	3	&EFS=V1UQ51UQ7+V1UQ51UQ7/1.2	
	&EFS=V1UQ51KF2+V1UQ51	=V1UQ51KF2+V1UQ51-KF2.1	1-X2 4		-BGS/R	4	&EFS=V1UQ51UQ7+V1UQ51UQ7/1.2	

Cable diagram

F09_002_VLU

Cable name -W1			cable type TPE					
remark			no. of conductors 4			cross-section 18		cable length 3
function text	Page / column	Target designation from	Connection point	conductor	Target designation to	Connection point	Page / column	function text
	&EFS=V1UQ51KF2+V1UQ51KF2/1.1	=V1UQ51KF2+V1UQ51-KF2.1	1-X3 1		-BGS/R	1	&EFS=V1UQ51UQ7+V1UQ51UQ7/1.4	
	&EFS=V1UQ51KF2+V1UQ51KF2/1.1	=V1UQ51KF2+V1UQ51-KF2.1	1-X3 3		-BGS/R	3	&EFS=V1UQ51UQ7+V1UQ51UQ7/1.4	
	&EFS=V1UQ51KF2+V1UQ51KF2/1.1	=V1UQ51KF2+V1UQ51-KF2.1	1-X3 4		-BGS/R	4	&EFS=V1UQ51UQ7+V1UQ51UQ7/1.4	

Cable diagram

F09_002_VLU

Cable name -W1			cable type TPE					
remark			no. of conductors 4			cross-section 18		cable length 3
function text	Page / column	Target designation from	Connection point	conductor	Target designation to	Connection point	Page / column	function text
	&EFS=V1UQ51KF2+V1UQ51	=V1UQ51KF2+V1UQ51-KF2.11-X4	1		-BGS/R	1	&EFS=V1UQ51UQ8+V1UQ51UQ8/1.0	
	&EFS=V1UQ51KF2+V1UQ51	=V1UQ51KF2+V1UQ51-KF2.11-X4	2		-BGS/R	2	&EFS=V1UQ51UQ8+V1UQ51UQ8/1.0	
	&EFS=V1UQ51KF2+V1UQ51	=V1UQ51KF2+V1UQ51-KF2.11-X4	3		-BGS/R	3	&EFS=V1UQ51UQ8+V1UQ51UQ8/1.1	
	&EFS=V1UQ51KF2+V1UQ51	=V1UQ51KF2+V1UQ51-KF2.11-X4	4		-BGS/R	4	&EFS=V1UQ51UQ8+V1UQ51UQ8/1.1	

Cable diagram

F09_002_VLU

Cable name -W1			cable type TPE					
remark			no. of conductors 4			cross-section 18		cable length 3
function text	Page / column	Target designation from	Connection point	conductor	Target designation to	Connection point	Page / column	function text
	&EFS=V1UQ51KF2+V1UQ51	=V1UQ51KF2+V1UQ51-KF2.11-X5	1		-BGS/R	1	&EFS=V1UQ51UQ8+V1UQ51UQ8/1.2	
	&EFS=V1UQ51KF2+V1UQ51	=V1UQ51KF2+V1UQ51-KF2.11-X5	2		-BGS/R	2	&EFS=V1UQ51UQ8+V1UQ51UQ8/1.2	
	&EFS=V1UQ51KF2+V1UQ51	=V1UQ51KF2+V1UQ51-KF2.11-X5	3		-BGS/R	3	&EFS=V1UQ51UQ8+V1UQ51UQ8/1.2	
	&EFS=V1UQ51KF2+V1UQ51	=V1UQ51KF2+V1UQ51-KF2.11-X5	4		-BGS/R	4	&EFS=V1UQ51UQ8+V1UQ51UQ8/1.2	

Cable diagram

F09_002_VLU

Cable name -W1			cable type TPE					
remark			no. of conductors 4			cross-section 18		cable length 3
function text	Page / column	Target designation from	Connection point	conductor	Target designation to	Connection point	Page / column	function text
	&EFS=V1UQ51KF2+V1UQ51UQ6	-W1/1 =V1UQ51KF2+V1UQ51-KF2.11-X6	1		-BGS/R	1	&EFS=V1UQ51UQ8+V1UQ51UQ8/1.4	
	&EFS=V1UQ51KF2+V1UQ51UQ6	-W1/2 =V1UQ51KF2+V1UQ51-KF2.11-X6	3		-BGS/R	3	&EFS=V1UQ51UQ8+V1UQ51UQ8/1.4	
	&EFS=V1UQ51KF2+V1UQ51UQ7	-W1/3 =V1UQ51KF2+V1UQ51-KF2.11-X6	4		-BGS/R	4	&EFS=V1UQ51UQ8+V1UQ51UQ8/1.4	

=V1UQ51UQ8.2+.UQ51UQ8.2/1

=V1UQ51UQ8.4+.UQ51UQ8.4/1

			Date	9/22/2022	Volvo Trucks North America	Valiant TMS	Cable diagram =V1UQ51UQ8.3+V1UQ51UQ8.3-W1	Drawing name: =2V03&EFS-EL	= V1UQ51UQ8.3
			Ed.	MKLEPADLO					+ V1UQ51UQ8.3
			Appr		P6700 Underbody Floor Skin - Cell 2V03			Document type: EMA	Project nr: 22-16151
Modification	Date	Name	Original		Replacement of / Replaced by	Scale 1:1			Page 1 / 1721

Cable diagram

F09_002_VLU

Cable name -W1			cable type TPE					
remark			no. of conductors 4			cross-section 18		cable length 3
function text	Page / column	Target designation from	Connection point	conductor	Target designation to	Connection point	Page / column	function text
	&EFS=V1UQ51KF2+V1UQ51UQ7	-V1UQ51KF2+V1UQ51-KF2.11-X7	1		-BGS/R	1	&EFS=V1UQ51UQ8+V1UQ51UQ8/1.5	
	&EFS=V1UQ51KF2+V1UQ51UQ8	-V1UQ51KF2+V1UQ51-KF2.11-X7	3		-BGS/R	3	&EFS=V1UQ51UQ8+V1UQ51UQ8/1.5	
	&EFS=V1UQ51KF2+V1UQ51UQ8	-V1UQ51KF2+V1UQ51-KF2.11-X7	4		-BGS/R	4	&EFS=V1UQ51UQ8+V1UQ51UQ8/1.5	

=V1UQ51UQ8.3+.UQ51UQ8.3/1

=V1UQ51UQ9.1+.UQ51UQ9.1/1

			Date	9/22/2022	Volvo Trucks North America	Valiant TMS	Cable diagram =V1UQ51UQ8.4+V1UQ51UQ8.4-W1	Drawing name: =2V03&EFS-EL	= V1UQ51UQ8.4
			Ed.	MKLEPADLO					+ V1UQ51UQ8.4
			Appr		P6700 Underbody Floor Skin - Cell 2V03			Document type: EMA	Project nr: 22-16151
Modification	Date	Name	Original		Replacement of / Replaced by	Scale 1:1			Page 1 / 1721

Cable diagram

F09_002_VLU

Cable name -W1			cable type TPE					
remark			no. of conductors 4			cross-section 18		cable length 4
function text	Page / column	Target designation from	Connection point	conductor	Target designation to	Connection point	Page / column	function text
	&EFS=V1UQ51KF2+V1UQ51UQ8	-V1UQ51KF2+V1UQ51-KF2.11-X8	1		-BGS/R	1	&EFS=V1UQ51UQ9+V1UQ51UQ9/1.0	
	&EFS=V1UQ51KF2+V1UQ51UQ8	-V1UQ51KF2+V1UQ51-KF2.11-X8	2		-BGS/R	2	&EFS=V1UQ51UQ9+V1UQ51UQ9/1.0	
	&EFS=V1UQ51KF2+V1UQ51UQ8	-V1UQ51KF2+V1UQ51-KF2.11-X8	3		-BGS/R	3	&EFS=V1UQ51UQ9+V1UQ51UQ9/1.1	
	&EFS=V1UQ51KF2+V1UQ51UQ8	-V1UQ51KF2+V1UQ51-KF2.11-X8	4		-BGS/R	4	&EFS=V1UQ51UQ9+V1UQ51UQ9/1.1	

Cable diagram

F09_002_VLU

Cable name -W1			cable type TPE					
remark			no. of conductors 4			cross-section 18		cable length 4
function text	Page / column	Target designation from	Connection point	conductor	Target designation to	Connection point	Page / column	function text
	&EFS=V1UQ51KF2+V1UQ51KF2.12	-V1UQ51KF2+V1UQ51-KF2.12-X1	1		-BGS/R	1	&EFS=V1UQ51UQ9+V1UQ51UQ9/1.2	
	&EFS=V1UQ51KF2+V1UQ51KF2.12	-V1UQ51KF2+V1UQ51-KF2.12-X1	2		-BGS/R	2	&EFS=V1UQ51UQ9+V1UQ51UQ9/1.2	
	&EFS=V1UQ51KF2+V1UQ51KF2.12	-V1UQ51KF2+V1UQ51-KF2.12-X1	3		-BGS/R	3	&EFS=V1UQ51UQ9+V1UQ51UQ9/1.2	
	&EFS=V1UQ51KF2+V1UQ51KF2.12	-V1UQ51KF2+V1UQ51-KF2.12-X1	4		-BGS/R	4	&EFS=V1UQ51UQ9+V1UQ51UQ9/1.2	

Cable diagram

F09_002_VLU

Cable name -W1			cable type TPE					
remark			no. of conductors 4			cross-section 18		cable length 5
function text	Page / column	Target designation from	Connection point	conductor	Target designation to	Connection point	Page / column	function text
	&EFS=V1UQ51KF2+V1UQ51UQ5	=V1UQ51KF2+V1UQ51-KF2.12	-X2 1		-BGS/R	1	&EFS=V1UQ51UQ10+V1UQ51UQ10/1.0	
	&EFS=V1UQ51KF2+V1UQ51UQ5	=V1UQ51KF2+V1UQ51-KF2.12	-X2 2		-BGS/R	2	&EFS=V1UQ51UQ10+V1UQ51UQ10/1.0	
	&EFS=V1UQ51KF2+V1UQ51UQ5	=V1UQ51KF2+V1UQ51-KF2.12	-X2 3		-BGS/R	3	&EFS=V1UQ51UQ10+V1UQ51UQ10/1.1	
	&EFS=V1UQ51KF2+V1UQ51UQ5	=V1UQ51KF2+V1UQ51-KF2.12	-X2 4		-BGS/R	4	&EFS=V1UQ51UQ10+V1UQ51UQ10/1.1	

Cable diagram

F09_002_VLU

Cable name -W1			cable type TPE					
remark			no. of conductors 4			cross-section 18		cable length 5
function text	Page / column	Target designation from	Connection point	conductor	Target designation to	Connection point	Page / column	function text
	&EFS=V1UQ51KF2+V1UQ51UQ10	=V1UQ51KF2+V1UQ51-KF2.12-X3	1		-BGS/R	1	&EFS=V1UQ51UQ10+V1UQ51UQ10/1.2	
	&EFS=V1UQ51KF2+V1UQ51UQ10	=V1UQ51KF2+V1UQ51-KF2.12-X3	2		-BGS/R	2	&EFS=V1UQ51UQ10+V1UQ51UQ10/1.2	
	&EFS=V1UQ51KF2+V1UQ51UQ10	=V1UQ51KF2+V1UQ51-KF2.12-X3	3		-BGS/R	3	&EFS=V1UQ51UQ10+V1UQ51UQ10/1.2	
	&EFS=V1UQ51KF2+V1UQ51UQ10	=V1UQ51KF2+V1UQ51-KF2.12-X3	4		-BGS/R	4	&EFS=V1UQ51UQ10+V1UQ51UQ10/1.2	

Cable diagram

F09_002_VLU

Cable name -W1			cable type TPE					
remark			no. of conductors 4			cross-section 18		cable length 5
function text	Page / column	Target designation from	Connection point	conductor	Target designation to	Connection point	Page / column	function text
	&EFS=V1UQ51KF2+V1UQ51KF2	=V1UQ51KF2+V1UQ51-KF2.12	-X4 1		-BGS/R	1	&EFS=V1UQ51UQ10+V1UQ51UQ10/1.4	
	&EFS=V1UQ51KF2+V1UQ51KF2	=V1UQ51KF2+V1UQ51-KF2.12	-X4 3		-BGS/R	3	&EFS=V1UQ51UQ10+V1UQ51UQ10/1.4	
	&EFS=V1UQ51KF2+V1UQ51KF2	=V1UQ51KF2+V1UQ51-KF2.12	-X4 4		-BGS/R	4	&EFS=V1UQ51UQ10+V1UQ51UQ10/1.4	

Cable diagram

F09_002_VLU

Cable name -W1			cable type TPE					
remark			no. of conductors 4			cross-section 18		cable length 4
function text	Page / column	Target designation from	Connection point	conductor	Target designation to	Connection point	Page / column	function text
	&EFS=V1UQ51KF2+V1UQ51	=V1UQ51KF2+V1UQ51-KF2.12-X5	1		-BGS/R	1	&EFS=V1UQ51UQ11+V1UQ51UQ11/1.0	
	&EFS=V1UQ51KF2+V1UQ51	=V1UQ51KF2+V1UQ51-KF2.12-X5	2		-BGS/R	2	&EFS=V1UQ51UQ11+V1UQ51UQ11/1.0	
	&EFS=V1UQ51KF2+V1UQ51	=V1UQ51KF2+V1UQ51-KF2.12-X5	3		-BGS/R	3	&EFS=V1UQ51UQ11+V1UQ51UQ11/1.1	
	&EFS=V1UQ51KF2+V1UQ51	=V1UQ51KF2+V1UQ51-KF2.12-X5	4		-BGS/R	4	&EFS=V1UQ51UQ11+V1UQ51UQ11/1.1	

Cable diagram

F09_002_VLU

Cable name -W1			cable type TPE					
remark			no. of conductors 4			cross-section 18		cable length 4
function text	Page / column	Target designation from	Connection point	conductor	Target designation to	Connection point	Page / column	function text
	&EFS=V1UQ51KF2+V1UQ51UQ6	-W1/1 =V1UQ51KF2+V1UQ51-KF2.12-X6	1		-BGS/R	1	&EFS=V1UQ51UQ12+V1UQ51UQ12/1.0	
	&EFS=V1UQ51KF2+V1UQ51UQ6	-W1/2 =V1UQ51KF2+V1UQ51-KF2.12-X6	2		-BGS/R	2	&EFS=V1UQ51UQ12+V1UQ51UQ12/1.0	
	&EFS=V1UQ51KF2+V1UQ51UQ6	-W1/3 =V1UQ51KF2+V1UQ51-KF2.12-X6	3		-BGS/R	3	&EFS=V1UQ51UQ12+V1UQ51UQ12/1.1	
	&EFS=V1UQ51KF2+V1UQ51UQ7	-W1/4 =V1UQ51KF2+V1UQ51-KF2.12-X6	4		-BGS/R	4	&EFS=V1UQ51UQ12+V1UQ51UQ12/1.1	

Cable diagram

F09_002_VLU

Cable name -W1			cable type TPU					
remark			no. of conductors 5			cross-section 16		cable length 20
function text	Page / column	Target designation from	Connection point	conductor	Target designation to	Connection point	Page / column	function text
	&EFS=V1WC4+.UC14/20.4	-V1WC4+UC14-XD151	1		-XG51	P1:1	&EFS/1.4	
	&EFS=V1WC4+.UC14/20.4	-V1WC4+UC14-XD151	2		-XG51	P1:2	&EFS/1.4	
	&EFS=V1WC4+.UC14/20.5	-V1WC4+UC14-XD151	4		-XG51	P1:4	&EFS/1.5	
	&EFS=V1WC4+.UC14/20.5	-V1WC4+UC14-XD151	5		-XG51	P1:5	&EFS/1.5	
	&EFS=V1WC4+.UC14/20.5	-V1WC4+UC14-XD151	3		-XG51	P1:3	&EFS/1.5	

0	1	2	3	4	5	6	7	8	9

Cable diagram

F09_002_VLU

Cable name	-W1		cable type	TPE				
remark			no. of conductors	4	cross-section	18	cable length	1

function text	Page / column	Target designation from	Connection point	conductor	Target designation to	Connection point	Page / column	function text
	&EFS/1.0	-XG1/2	P1:1		=V1UQ52KF1-KF1.11	X0:1	&EFS=V1UQ52KF1/1.1	
	&EFS/1.1	-XG1/2	P1:3		=V1UQ52KF1-KF1.11	X0:3	&EFS=V1UQ52KF1/1.1	
	&EFS/1.1	-XG1/2	P1:4		=V1UQ52KF1-KF1.11	X0:4	&EFS=V1UQ52KF1/1.1	Front Floor Panel (L150)
	&EFS/1.1	-XG1/2	P1:2		=V1UQ52KF1-KF1.11	X0:2	&EFS=V1UQ52KF1/1.1	=

Cable diagram

F09_002_VLU

Cable name -W1.1			cable type TPE					
remark			no. of conductors 4			cross-section 18		cable length 2
function text	Page / column	Target designation from	Connection point	conductor	Target designation to	Connection point	Page / column	function text
	&EFS/1.0	-BG01	1		-XG1/2	J1:1	&EFS/1.0	
	&EFS/1.0	-BG01	4		-XG1/2	J1:4	&EFS/1.1	
	&EFS/1.1	-BG01	3		-XG1/2	J1:3	&EFS/1.1	

Cable diagram

F09_002_VLU

Cable name -W1.2			cable type TPE					
remark			no. of conductors 4			cross-section 18		cable length 1
function text	Page / column	Target designation from	Connection point	conductor	Target designation to	Connection point	Page / column	function text
	&EFS/1.1	-BG02	1		-XG1/2	J2:1	&EFS/1.1	
	&EFS/1.1	-BG02	4		-XG1/2	J2:4	&EFS/1.2	
	&EFS/1.2	-BG02	3		-XG1/2	J2:3	&EFS/1.2	

Cable diagram

F09_002_VLU

Cable name -W1			cable type TPU					
remark			no. of conductors 5			cross-section 16		cable length 20
function text	Page / column	Target designation from	Connection point	conductor	Target designation to	Connection point	Page / column	function text
	&EFS=V1WC4+.UC14/21.5	V1WC4+UC14-XD161	4		-KF1.11	POWER IN:4	&EFS/1.1	
	&EFS=V1WC4+.UC14/21.4	V1WC4+UC14-XD161	1		-KF1.11	POWER IN:1	&EFS/1.1	
	&EFS=V1WC4+.UC14/21.4	V1WC4+UC14-XD161	2		-KF1.11	POWER IN:2	&EFS/1.1	
	&EFS=V1WC4+.UC14/21.5	V1WC4+UC14-XD161	3		-KF1.11	POWER IN:3	&EFS/1.1	

Cable diagram

F09_002_VLU

Cable name -GND1			cable type RK					
remark			no. of conductors 1			cross-section 6		cable length
function text	Page / column	Target designation from	Connection point	conductor	Target designation to	Connection point	Page / column	function text
480VAC TN-S 3 PHASE 60Hz Fed from: ..... short circuit protection: ..... Over current: ..... cable type: 4/0 AWG IkMax =.....kA IkMin = ...kA Z: ..... mΩ.	&EFS/1.3	-GND			-PE	PE	&EFS/1.3	480VAC TN-S 3 PHASE 60Hz Fed from: ..... short circuit protection: ..... Over current: ..... cable type: 4/0 AWG IkMax =.....kA IkMin = ...kA Z: ..... mΩ.

			Date	9/22/2022	Volvo Trucks North America	Valiant TMS	Cable diagram =V1WC1+V1UC11-GND1	Drawing name: =2V03&EFS-EL	= V1WC1
			Ed.	MKLEPADLO					+ V1UC11
			Appr		P6700 Underbody Floor Skin - Cell 2V03			Document type: EMA	Project nr: 22-16151 Page 1
Modification	Date	Name	Original		Replacement of / Replaced by	Scale 1:1			1721

Cable diagram

F09_002_VLU

Cable name	-KF100.11-P2		cable type	PROFINET Cable				
remark			no. of conductors	4	cross-section	22	cable length	
function text	Page / column	Target designation from	Connection point	conductor	Target designation to	Connection point	Page / column	function text
	&EFS=V1KF1/2.4	=V1KF1-KF100.11	P2		-KF1.2	PN2	&EFS/1.5	

			Date	9/22/2022	Volvo Trucks North America	Valiant TMS	Cable diagram =V1WC1+V1UC11-KF100.11-P2	Drawing name: =2V03&EFS-EL	= V1WC1
			Ed.	MKLEPADLO					+ V1UC11
			Appr		P6700 Underbody Floor Skin - Cell 2V03			Document type: EMA	Project nr: 22-16151
Modification	Date	Name	Original		Replacement of / Replaced by	Scale 1:1			Page 2 / 1721

Cable diagram

F09_002_VLU

Cable name -W1			cable type TC-ER					
remark			no. of conductors 3			cross-section 10		cable length 25
function text	Page / column	Target designation from	Connection point	conductor	Target designation to	Connection point	Page / column	function text
	&EFS+.UC11/2.2	+.UC11-XD2	1:1	BK	-XD1	1:1	&EFS/1.1	
	&EFS+.UC11/2.3	+.UC11-XD2	7:1	BK	-XD1	2:1	&EFS/1.1	
	&EFS+.UC11/2.3	+.UC11-PE		GNYE	-XD1	3:1	&EFS/1.1	

			Date	10/20/2022	Volvo Trucks North America	Valiant TMS	Cable diagram =V1WC3+V1UC14-W1	Drawing name: =2V03&EFS-EL	= V1WC3 + V1UC14
			Ed.	KMAFFRE					
			Appr		P6700 Underbody Floor Skin - Cell 2V03			Document type: EMA	Project nr: 22-16151
Modification	Date	Name	Original		Replacement of / Replaced by	Scale 1:1			Page 1 / 1721

Cable diagram

F09_002_VLU

Cable name -W1			cable type TC-ER					
remark			no. of conductors 3			cross-section 10		cable length 25
function text	Page / column	Target designation from	Connection point	conductor	Target designation to	Connection point	Page / column	function text
	&EFS+.UC11/3.7	+.UC11-XD2	13:1	BK	-XD1	1:1	&EFS/1.1	
	&EFS+.UC11/3.8	+.UC11-XD2	15:1	BK	-XD1	2:1	&EFS/1.1	
	&EFS+.UC11/3.8	+.UC11-PE		GNYE	-XD1	3:1	&EFS/1.1	

+.UC14/1

=V1WC4+.UC32/1

			Date	11/14/2022	Volvo Trucks North America	Valiant TMS	Cable diagram =V1WC3+V1UC15-W1	Drawing name: =2V03&EFS-EL	= V1WC3
			Ed.	KMAFFRE					+ V1UC15
			Appr		P6700 Underbody Floor Skin - Cell 2V03			Document type: EMA	Project nr: 22-16151
Modification	Date	Name	Original		Replacement of / Replaced by	Scale 1:1			Page 1 / 1721

Cable diagram

F09_002_VLU

Cable name -W1			cable type TPU					
remark			no. of conductors 5			cross-section 16		cable length 10
function text	Page / column	Target designation from	Connection point	conductor	Target designation to	Connection point	Page / column	function text
	&EFS+.UC11/20.5	+.UC11-XD51	5	BK	-XD1	5	&EFS/1.1	
	&EFS+.UC11/20.5	+.UC11-XD51	4	OG	-XD1	4	&EFS/1.1	
	&EFS+.UC11/20.4	+.UC11-XD51	2	RD	-XD1	2	&EFS/1.1	
	&EFS+.UC11/20.4	+.UC11-XD51	1	WH	-XD1	1	&EFS/1.1	

Cable diagram

F09_002_VLU

Cable name -W1			cable type TPU					
remark			no. of conductors 5			cross-section 16		cable length 30
function text	Page / column	Target designation from	Connection point	conductor	Target designation to	Connection point	Page / column	function text
	&EFS+.UC11/21.5	+.UC11-XD61	5	BK	-XD1	5	&EFS/1.1	
	&EFS+.UC11/21.5	+.UC11-XD61	4	OG	-XD1	4	&EFS/1.1	
	&EFS+.UC11/21.4	+.UC11-XD61	2	RD	-XD1	2	&EFS/1.1	
	&EFS+.UC11/21.4	+.UC11-XD61	1	WH	-XD1	1	&EFS/1.1	

Cable diagram

F09_002_VLU

Cable name -W1			cable type TPE					
remark			no. of conductors 4			cross-section 18		cable length
function text	Page / column	Target designation from	Connection point	conductor	Target designation to	Connection point	Page / column	function text
	&EFS/1.0	-BG01	1		=V1WR1KF1-KF1.11	X0:1	&EFS=V1WR1KF1/1.1	
	&EFS/1.0	-BG01	4		=V1WR1KF1-KF1.11	X0:4	&EFS=V1WR1KF1/1.1	Position Control All Stop Position
	&EFS/1.1	-BG01	3		=V1WR1KF1-KF1.11	X0:3	&EFS=V1WR1KF1/1.1	

			Date	9/22/2022	Volvo Trucks North America	Valiant TMS	Cable diagram =V1WR1BG0+V1WR1-W1	Drawing name: =2V03&EFS-EL	= V1WR1BG0 + V1WR1
			Ed.	MKLEPADLO					
			Appr		P6700 Underbody Floor Skin - Cell 2V03	Scale 1:1		Document type: EMA	Project nr: 22-16151 Page 1
Modification	Date	Name	Original		Replacement of / Replaced by				1721

Cable diagram

F09_002_VLU

Cable name -W2			cable type TPE					
remark			no. of conductors 4			cross-section 18		cable length
function text	Page / column	Target designation from	Connection point	conductor	Target designation to	Connection point	Page / column	function text
	&EFS/1.1	-BG02	1		=V1WR1KF1-KF1.11	X1:1	&EFS=V1WR1KF1/1.2	
	&EFS/1.1	-BG02	4		=V1WR1KF1-KF1.11	X1:4	&EFS=V1WR1KF1/1.2	Position Control P1 Position
	&EFS/1.2	-BG02	3		=V1WR1KF1-KF1.11	X1:3	&EFS=V1WR1KF1/1.2	

Cable diagram

F09_002_VLU

Cable name -W3			cable type TPE					
remark			no. of conductors 4			cross-section 18		cable length
function text	Page / column	Target designation from	Connection point	conductor	Target designation to	Connection point	Page / column	function text
	&EFS/1.3	-BG03	1		=V1WR1KF1-KF1.11	X2:1	&EFS=V1WR1KF1/1.3	
	&EFS/1.3	-BG03	4		=V1WR1KF1-KF1.11	X2:4	&EFS=V1WR1KF1/1.3	Position Control P3 Position
	&EFS/1.3	-BG03	3		=V1WR1KF1-KF1.11	X2:3	&EFS=V1WR1KF1/1.3	

Cable diagram

F09_002_VLU

Cable name -W4			cable type TPE					
remark			no. of conductors 4			cross-section 18		cable length
function text	Page / column	Target designation from	Connection point	conductor	Target designation to	Connection point	Page / column	function text
	&EFS/1.4	-BG04	1		=V1WR1KF1-KF1.11	X3:1	&EFS=V1WR1KF1/1.4	
	&EFS/1.4	-BG04	4		=V1WR1KF1-KF1.11	X3:4	&EFS=V1WR1KF1/1.4	Position Control P4 Position
	&EFS/1.4	-BG04	3		=V1WR1KF1-KF1.11	X3:3	&EFS=V1WR1KF1/1.4	

Cable diagram

F09_002_VLU

Cable name -W5			cable type TPE					
remark			no. of conductors 4			cross-section 18		cable length
function text	Page / column	Target designation from	Connection point	conductor	Target designation to	Connection point	Page / column	function text
	&EFS/1.6	-BG05	1		=V1WR1KF1-KF1.11	X4:1	&EFS=V1WR1KF1/1.5	
	&EFS/1.6	-BG05	4		=V1WR1KF1-KF1.11	X4:4	&EFS=V1WR1KF1/1.5	Position Control P2 Position
	&EFS/1.6	-BG05	3		=V1WR1KF1-KF1.11	X4:3	&EFS=V1WR1KF1/1.5	

Cable diagram

F09_002_VLU

Cable name -W1			cable type TPU					
remark			no. of conductors 5			cross-section 16		cable length 30
function text	Page / column	Target designation from	Connection point	conductor	Target designation to	Connection point	Page / column	function text
	&EFS=V1WC4+.UC11/25.4	=V1WC4+UC11-XD161	1		-KF1.11	POWER IN:1	&EFS/1.1	
	&EFS=V1WC4+.UC11/25.4	=V1WC4+UC11-XD161	2		-KF1.11	POWER IN:2	&EFS/1.1	
	&EFS=V1WC4+.UC11/25.5	=V1WC4+UC11-XD161	4		-KF1.11	POWER IN:4	&EFS/1.1	
	&EFS=V1WC4+.UC11/25.5	=V1WC4+UC11-XD161	3		-KF1.11	POWER IN:3	&EFS/1.1	

=V1WR1BG0/5

=V1WR1UQ51BG0+.WR1UQ51/1

			Date	9/22/2022	Volvo Trucks North America	Valiant TMS	Cable diagram =V1WR1KF1+V1WR1-W1	Drawing name: =2V03&EFS-EL	= V1WR1KF1	
			Ed.	MKLEPADLO					+ V1WR1	
			Appr		P6700 Underbody Floor Skin - Cell 2V03			Document type: EMA	Project nr: 22-16151	Page 1
Modification	Date	Name	Original		Replacement of / Replaced by	Scale 1:1				1721

Cable diagram

F09_002_VLU

Cable name -W1			cable type TPE					
remark			no. of conductors 4			cross-section 18		cable length 2
function text	Page / column	Target designation from	Connection point	conductor	Target designation to	Connection point	Page / column	function text
	&EFS/1.0	-XG1/12	P1:1		=V1WR1UQ51KF1-KF1.14-X1	1	&EFS=V1WR1UQ51KF1/4.0	
	&EFS/1.1	-XG1/12	P1:3		=V1WR1UQ51KF1-KF1.14-X1	3	&EFS=V1WR1UQ51KF1/4.1	
	&EFS/1.1	-XG1/12	P1:4		=V1WR1UQ51KF1-KF1.14-X1	4	&EFS=V1WR1UQ51KF1/4.1	
	&EFS/1.1	-XG1/12	P1:2		=V1WR1UQ51KF1-KF1.14-X1	2	&EFS=V1WR1UQ51KF1/4.0	

Cable diagram

F09_002_VLU

Cable name -W1.1			cable type TPE					
remark			no. of conductors 4			cross-section 18		cable length 0.5
function text	Page / column	Target designation from	Connection point	conductor	Target designation to	Connection point	Page / column	function text
	&EFS/1.0	-BG01	1		-XG1/12	J1:1	&EFS/1.0	
	&EFS/1.0	-BG01	4		-XG1/12	J1:4	&EFS/1.1	
	&EFS/1.1	-BG01	3		-XG1/12	J1:3	&EFS/1.1	

Cable diagram

F09_002_VLU

Cable name -W1.2			cable type TPE					
remark			no. of conductors 4			cross-section 18		cable length 0.5
function text	Page / column	Target designation from	Connection point	conductor	Target designation to	Connection point	Page / column	function text
	&EFS/1.1	-BG12	1		-XG1/12	J2:1	&EFS/1.1	
	&EFS/1.1	-BG12	4		-XG1/12	J2:4	&EFS/1.2	
	&EFS/1.2	-BG12	3		-XG1/12	J2:3	&EFS/1.2	

			Date	10/27/2022	Volvo Trucks North America	Valiant TMS	Cable diagram	Drawing name: =2V03&EFS-EL	= V1WR1UQ51BG0
			Ed.	MKLEPADLO			=V1WR1UQ51BG0+V1WR1UQ51-W1.2		+ V1WR1UQ51
			Appr		P6700 Underbody Floor Skin - Cell 2V03			Document type: EMA / Project nr: 22-16151	Page 3
Modification	Date	Name	Original		Replacement of / Replaced by	Scale 1:1			1721

Cable diagram

F09_002_VLU

Cable name -W2			cable type TPE					
remark			no. of conductors 4			cross-section 18		cable length 4
function text	Page / column	Target designation from	Connection point	conductor	Target designation to	Connection point	Page / column	function text
	&EFS/1.3	-XG2/15	P1:1		=V1WR1UQ51KF1-KF1.14-X2	1	&EFS=V1WR1UQ51KF1/4.1	
	&EFS/1.3	-XG2/15	P1:3		=V1WR1UQ51KF1-KF1.14-X2	3	&EFS=V1WR1UQ51KF1/4.2	
	&EFS/1.4	-XG2/15	P1:4		=V1WR1UQ51KF1-KF1.14-X2	4	&EFS=V1WR1UQ51KF1/4.2	
	&EFS/1.4	-XG2/15	P1:2		=V1WR1UQ51KF1-KF1.14-X2	2	&EFS=V1WR1UQ51KF1/4.2	

			Date	10/27/2022	Volvo Trucks North America	Valiant TMS	Cable diagram =V1WR1UQ51BG0+V1WR1UQ51-W2	Drawing name: =2V03&EFS-EL	= V1WR1UQ51BG0 + V1WR1UQ51
			Ed.	MKLEPADLO	P6700 Underbody Floor Skin - Cell 2V03			Document type: EMA	Project nr: 22-16151
			Appr			Scale 1:1			Page 4 / 1721
Modification	Date	Name	Original		Replacement of / Replaced by				

Cable diagram

F09_002_VLU

Cable name -W2.1			cable type TPE					
remark			no. of conductors 4			cross-section 18		cable length 0.5
function text	Page / column	Target designation from	Connection point	conductor	Target designation to	Connection point	Page / column	function text
	&EFS/1.3	-BG02	1		-XG2/15	J1:1	&EFS/1.3	
	&EFS/1.3	-BG02	4		-XG2/15	J1:4	&EFS/1.4	
	&EFS/1.3	-BG02	3		-XG2/15	J1:3	&EFS/1.3	

Cable diagram

F09_002_VLU

Cable name -W2.2			cable type TPE					
remark			no. of conductors 4			cross-section 18		cable length 0.5
function text	Page / column	Target designation from	Connection point	conductor	Target designation to	Connection point	Page / column	function text
	&EFS/1.4	-BG15	1		-XG2/15	J2:1	&EFS/1.4	
	&EFS/1.4	-BG15	4		-XG2/15	J2:4	&EFS/1.5	
	&EFS/1.4	-BG15	3		-XG2/15	J2:3	&EFS/1.4	

Cable diagram

F09_002_VLU

Cable name -W3			cable type TPE					
remark			no. of conductors 4			cross-section 18		cable length 2
function text	Page / column	Target designation from	Connection point	conductor	Target designation to	Connection point	Page / column	function text
	&EFS/1.6	-XG3/4	P1:1		=V1WR1UQ51KF1-KF1.14-X3	1	&EFS=V1WR1UQ51KF1/4.3	
	&EFS/1.6	-XG3/4	P1:3		=V1WR1UQ51KF1-KF1.14-X3	3	&EFS=V1WR1UQ51KF1/4.3	
	&EFS/1.6	-XG3/4	P1:4		=V1WR1UQ51KF1-KF1.14-X3	4	&EFS=V1WR1UQ51KF1/4.3	
	&EFS/1.7	-XG3/4	P1:2		=V1WR1UQ51KF1-KF1.14-X3	2	&EFS=V1WR1UQ51KF1/4.3	

Cable diagram

F09_002_VLU

Cable name -W3.1			cable type TPE					
remark			no. of conductors 4			cross-section 18		cable length 1
function text	Page / column	Target designation from	Connection point	conductor	Target designation to	Connection point	Page / column	function text
	&EFS/1.6	-BG03	1		-XG3/4	J1:1	&EFS/1.6	
	&EFS/1.6	-BG03	2		-XG3/4	J1:4	&EFS/1.6	
	&EFS/1.6	-BG03	3		-XG3/4	J1:3	&EFS/1.6	

			Date	10/27/2022	Volvo Trucks North America	Valiant TMS	Cable diagram =V1WR1UQ51BG0+V1WR1UQ51-W3.1	Drawing name: =2V03&EFS-EL	= V1WR1UQ51BG0
			Ed.	MKLEPADLO					+ V1WR1UQ51
			Appr		P6700 Underbody Floor Skin - Cell 2V03			Document type: EMA	Project nr: 22-16151 Page 8
Modification	Date	Name	Original		Replacement of / Replaced by	Scale 1:1			1721

Cable diagram

F09_002_VLU

Cable name -W3.2			cable type TPE					
remark			no. of conductors 4			cross-section 18		cable length 0.5
function text	Page / column	Target designation from	Connection point	conductor	Target designation to	Connection point	Page / column	function text
	&EFS/1.7	-BG04	1		-XG3/4	J2:1	&EFS/1.7	
	&EFS/1.7	-BG04	2		-XG3/4	J2:4	&EFS/1.7	
	&EFS/1.7	-BG04	3		-XG3/4	J2:3	&EFS/1.7	

8 10

			Date	10/27/2022	Volvo Trucks North America	Valiant TMS	Cable diagram	Drawing name: =2V03&EFS-EL	= V1WR1UQ51BG0
			Ed.	MKLEPADLO			=V1WR1UQ51BG0+V1WR1UQ51-W3.2		+ V1WR1UQ51
			Appr		P6700 Underbody Floor Skin - Cell 2V03			Document type: EMA	Project nr: 22-16151
Modification	Date	Name	Original		Replacement of / Replaced by	Scale 1:1			Page 9 / 1721

Cable diagram

F09_002_VLU

Cable name -W4			cable type TPE					
remark			no. of conductors 4			cross-section 18		cable length 1
function text	Page / column	Target designation from	Connection point	conductor	Target designation to	Connection point	Page / column	function text
	&EFS/2.0	-XG5/6	P1:1		=V1WR1UQ51KF1-KF1.14-X4	1	&EFS=V1WR1UQ51KF1/4.4	
	&EFS/2.1	-XG5/6	P1:3		=V1WR1UQ51KF1-KF1.14-X4	3	&EFS=V1WR1UQ51KF1/4.4	
	&EFS/2.1	-XG5/6	P1:4		=V1WR1UQ51KF1-KF1.14-X4	4	&EFS=V1WR1UQ51KF1/4.4	
	&EFS/2.1	-XG5/6	P1:2		=V1WR1UQ51KF1-KF1.14-X4	2	&EFS=V1WR1UQ51KF1/4.4	

			Date	9/22/2022	Volvo Trucks North America	Valiant TMS	Cable diagram =V1WR1UQ51BG0+V1WR1UQ51-W4	Drawing name: =2V03&EFS-EL	= V1WR1UQ51BG0 + V1WR1UQ51
			Ed.	MKLEPADLO					
			Appr		P6700 Underbody Floor Skin - Cell 2V03			Document type: EMA	Project nr: 22-16151
Modification	Date	Name	Original		Replacement of / Replaced by	Scale 1:1			Page 10 / 1721

Cable diagram

F09_002_VLU

Cable name -W4.1			cable type TPE					
remark			no. of conductors 4			cross-section 18		cable length 2
function text	Page / column	Target designation from	Connection point	conductor	Target designation to	Connection point	Page / column	function text
	&EFS/2.0	-BG05	1		-XG5/6	J1:1	&EFS/2.0	
	&EFS/2.0	-BG05	4		-XG5/6	J1:4	&EFS/2.1	
	&EFS/2.1	-BG05	3		-XG5/6	J1:3	&EFS/2.1	

Cable diagram

F09_002_VLU

Cable name -W4.2			cable type TPE					
remark			no. of conductors 4			cross-section 18		cable length 0.5
function text	Page / column	Target designation from	Connection point	conductor	Target designation to	Connection point	Page / column	function text
	&EFS/2.1	-BG06	1		-XG5/6	J2:1	&EFS/2.1	
	&EFS/2.1	-BG06	4		-XG5/6	J2:4	&EFS/2.2	
	&EFS/2.2	-BG06	3		-XG5/6	J2:3	&EFS/2.2	

			Date	9/22/2022	Volvo Trucks North America	Valiant TMS	Cable diagram =V1WR1UQ51BG0+V1WR1UQ51-W4.2	Drawing name: =2V03&EFS-EL	= V1WR1UQ51BG0
			Ed.	MKLEPADLO					+ V1WR1UQ51
			Appr		P6700 Underbody Floor Skin - Cell 2V03			Document type: EMA	Project nr: 22-16151 Page 12
Modification	Date	Name	Original		Replacement of / Replaced by	Scale 1:1			1721

Cable diagram

F09_002_VLU

Cable name -W5			cable type TPE					
remark			no. of conductors 4			cross-section 18		cable length 2
function text	Page / column	Target designation from	Connection point	conductor	Target designation to	Connection point	Page / column	function text
	&EFS/2.3	-XG7/8	P1:1		=V1WR1UQ51KF1-KF1.14-X5	1	&EFS=V1WR1UQ51KF1/4.5	
	&EFS/2.3	-XG7/8	P1:3		=V1WR1UQ51KF1-KF1.14-X5	3	&EFS=V1WR1UQ51KF1/4.5	
	&EFS/2.4	-XG7/8	P1:4		=V1WR1UQ51KF1-KF1.14-X5	4	&EFS=V1WR1UQ51KF1/4.5	
	&EFS/2.4	-XG7/8	P1:2		=V1WR1UQ51KF1-KF1.14-X5	2	&EFS=V1WR1UQ51KF1/4.5	

Cable diagram

F09_002_VLU

Cable name -W5.1			cable type TPE					
remark			no. of conductors 4			cross-section 18		cable length 0.5
function text	Page / column	Target designation from	Connection point	conductor	Target designation to	Connection point	Page / column	function text
	&EFS/2.3	-BG07	1		-XG7/8	J1:1	&EFS/2.3	
	&EFS/2.3	-BG07	4		-XG7/8	J1:4	&EFS/2.4	
	&EFS/2.3	-BG07	3		-XG7/8	J1:3	&EFS/2.3	

Cable diagram

F09_002_VLU

Cable name -W5.2			cable type TPE					
remark			no. of conductors 4			cross-section 18		cable length 0.5
function text	Page / column	Target designation from	Connection point	conductor	Target designation to	Connection point	Page / column	function text
	&EFS/2.4	-BG08	1		-XG7/8	J2:1	&EFS/2.4	
	&EFS/2.4	-BG08	4		-XG7/8	J2:4	&EFS/2.5	
	&EFS/2.4	-BG08	3		-XG7/8	J2:3	&EFS/2.4	

Cable diagram

F09_002_VLU

Cable name -W6			cable type TPE					
remark			no. of conductors 4			cross-section 18		cable length 3
function text	Page / column	Target designation from	Connection point	conductor	Target designation to	Connection point	Page / column	function text
	&EFS/2.6	-XG9/10	P1:1		=V1WR1UQ51KF1-KF1.14-X6	1	&EFS=V1WR1UQ51KF1/4.6	
	&EFS/2.6	-XG9/10	P1:3		=V1WR1UQ51KF1-KF1.14-X6	3	&EFS=V1WR1UQ51KF1/4.6	
	&EFS/2.6	-XG9/10	P1:4		=V1WR1UQ51KF1-KF1.14-X6	4	&EFS=V1WR1UQ51KF1/4.7	
	&EFS/2.7	-XG9/10	P1:2		=V1WR1UQ51KF1-KF1.14-X6	2	&EFS=V1WR1UQ51KF1/4.6	

Cable diagram

F09_002_VLU

Cable name -W6.1			cable type TPE					
remark			no. of conductors 4			cross-section 18		cable length 0.5
function text	Page / column	Target designation from	Connection point	conductor	Target designation to	Connection point	Page / column	function text
	&EFS/2.6	-BG09	1		-XG9/10	J1:1	&EFS/2.6	
	&EFS/2.6	-BG09	4		-XG9/10	J1:4	&EFS/2.6	
	&EFS/2.6	-BG09	3		-XG9/10	J1:3	&EFS/2.6	

			Date	9/22/2022	Volvo Trucks North America	Valiant TMS	Cable diagram	Drawing name: =2V03&EFS-EL	= V1WR1UQ51BG0
			Ed.	MKLEPADLO			=V1WR1UQ51BG0+V1WR1UQ51-W6.1		+ V1WR1UQ51
			Appr		P6700 Underbody Floor Skin - Cell 2V03			Document type: EMA	Project nr: 22-16151
Modification	Date	Name	Original		Replacement of / Replaced by	Scale 1:1			Page 17 / 1721

Cable diagram

F09_002_VLU

Cable name -W6.2			cable type TPE					
remark			no. of conductors 4			cross-section 18		cable length 0.5
function text	Page / column	Target designation from	Connection point	conductor	Target designation to	Connection point	Page / column	function text
	&EFS/2.7	-BG10	1		-XG9/10	J2:1	&EFS/2.7	
	&EFS/2.7	-BG10	4		-XG9/10	J2:4	&EFS/2.7	
	&EFS/2.7	-BG10	3		-XG9/10	J2:3	&EFS/2.7	

			Date	9/22/2022	Volvo Trucks North America	Valiant TMS	Cable diagram =V1WR1UQ51BG0+V1WR1UQ51-W6.2	Drawing name: =2V03&EFS-EL	= V1WR1UQ51BG0
			Ed.	MKLEPADLO					+ V1WR1UQ51
			Appr		P6700 Underbody Floor Skin - Cell 2V03			Document type: EMA	Project nr: 22-16151
Modification	Date	Name	Original		Replacement of / Replaced by	Scale 1:1			Page 18 / 1721

Cable diagram

F09_002_VLU

Cable name -W7			cable type TPE					
remark			no. of conductors 4			cross-section 18		cable length 2
function text	Page / column	Target designation from	Connection point	conductor	Target designation to	Connection point	Page / column	function text
	&EFS/3.0	-BG11	1		=V1WR1UQ51KF1-KF1.14-X7	1	&EFS=V1WR1UQ51KF1/4.7	
	&EFS/3.0	-BG11	4		=V1WR1UQ51KF1-KF1.14-X7	4	&EFS=V1WR1UQ51KF1/4.8	
	&EFS/3.1	-BG11	3		=V1WR1UQ51KF1-KF1.14-X7	3	&EFS=V1WR1UQ51KF1/4.8	

Cable diagram

F09_002_VLU

Cable name -W8			cable type TPE					
remark			no. of conductors 4			cross-section 18		cable length 3
function text	Page / column	Target designation from	Connection point	conductor	Target designation to	Connection point	Page / column	function text
	&EFS/3.3	-XG13/14	P1:1		=V1WR1UQ51KF1-KF1.14-X8	1	&EFS=V1WR1UQ51KF1/4.8	
	&EFS/3.3	-XG13/14	P1:3		=V1WR1UQ51KF1-KF1.14-X8	3	&EFS=V1WR1UQ51KF1/4.9	
	&EFS/3.4	-XG13/14	P1:4		=V1WR1UQ51KF1-KF1.14-X8	4	&EFS=V1WR1UQ51KF1/4.9	
	&EFS/3.4	-XG13/14	P1:2		=V1WR1UQ51KF1-KF1.14-X8	2	&EFS=V1WR1UQ51KF1/4.9	

Cable diagram

F09_002_VLU

Cable name -W8.1			cable type TPE					
remark			no. of conductors 4			cross-section 18		cable length 2
function text	Page / column	Target designation from	Connection point	conductor	Target designation to	Connection point	Page / column	function text
	&EFS/3.3	-BG13	1		-XG13/14	J1:1	&EFS/3.3	
	&EFS/3.3	-BG13	4		-XG13/14	J1:4	&EFS/3.4	
	&EFS/3.3	-BG13	3		-XG13/14	J1:3	&EFS/3.3	

Cable diagram

F09_002_VLU

Cable name -W8.2			cable type TPE					
remark			no. of conductors 4			cross-section 18		cable length 1
function text	Page / column	Target designation from	Connection point	conductor	Target designation to	Connection point	Page / column	function text
	&EFS/3.4	-BG14	1		-XG13/14	J2:1	&EFS/3.4	
	&EFS/3.4	-BG14	4		-XG13/14	J2:4	&EFS/3.5	
	&EFS/3.4	-BG14	3		-XG13/14	J2:3	&EFS/3.4	

Cable diagram

F09_002_VLU

Cable name -W1.1			cable type TPU					
remark			no. of conductors 5			cross-section 16		cable length 1
function text	Page / column	Target designation from	Connection point	conductor	Target designation to	Connection point	Page / column	function text
	&EFS/1.1	-KF1-X20	1		=V1WR1UQ51WC4-XG51	J1:1	&EFS=V1WR1UQ51WC4/1.4	
	&EFS/1.1	-KF1-X20	2		=V1WR1UQ51WC4-XG51	J1:2	&EFS=V1WR1UQ51WC4/1.4	
	&EFS/1.1	-KF1-X20	3		=V1WR1UQ51WC4-XG51	J1:3	&EFS=V1WR1UQ51WC4/1.5	
	&EFS/1.2	-KF1-X20	4		=V1WR1UQ51WC4-XG51	J1:4	&EFS=V1WR1UQ51WC4/1.5	
	&EFS/1.2	-KF1-X20	5		=V1WR1UQ51WC4-XG51	J1:5	&EFS=V1WR1UQ51WC4/1.5	

Cable diagram

F09_002_VLU

Cable name -KF1-TP1			cable type PROFINET Cable					
remark			no. of conductors 4			cross-section 22		cable length
function text	Page / column	Target designation from	Connection point	conductor	Target designation to	Connection point	Page / column	function text
	&EFS=V1WR1UQ51KF1/1.4	=V1WR1UQ51KF1-KF1-TP2			-KF2-TP1		&EFS/1.3	

Cable diagram

F09_002_VLU

Cable name -W1.2			cable type TPU					
remark			no. of conductors 5			cross-section 16		cable length 2
function text	Page / column	Target designation from	Connection point	conductor	Target designation to	Connection point	Page / column	function text
	&EFS/1.1	-KF2-X20	1		=V1WR1UQ51WC4-XG51	J2:1	&EFS=V1WR1UQ51WC4/1.5	
	&EFS/1.1	-KF2-X20	2		=V1WR1UQ51WC4-XG51	J2:2	&EFS=V1WR1UQ51WC4/1.5	
	&EFS/1.1	-KF2-X20	3		=V1WR1UQ51WC4-XG51	J2:3	&EFS=V1WR1UQ51WC4/1.6	
	&EFS/1.2	-KF2-X20	4		=V1WR1UQ51WC4-XG51	J2:4	&EFS=V1WR1UQ51WC4/1.6	
	&EFS/1.2	-KF2-X20	5		=V1WR1UQ51WC4-XG51	J2:5	&EFS=V1WR1UQ51WC4/1.6	

Cable diagram

F09_002_VLU

Cable name -W1			cable type TPE					
remark			no. of conductors 4			cross-section 18		cable length 2
function text	Page / column	Target designation from	Connection point	conductor	Target designation to	Connection point	Page / column	function text
	&EFS=V1WR1UQ51KF1+V1WR1UQ51/KF1	=V1WR1UQ51KF1+V1WR1UQ51-KF1	1.11-X1		-BGS/R	1	&EFS=V1WR1UQ51UQ1+V1WR1UQ51UQ1/1.0	
	&EFS=V1WR1UQ51KF1+V1WR1UQ51/KF1	=V1WR1UQ51KF1+V1WR1UQ51-KF1	2.11-X1		-BGS/R	2	&EFS=V1WR1UQ51UQ1+V1WR1UQ51UQ1/1.0	
	&EFS=V1WR1UQ51KF1+V1WR1UQ51/KF1	=V1WR1UQ51KF1+V1WR1UQ51-KF1	3.11-X1		-BGS/R	3	&EFS=V1WR1UQ51UQ1+V1WR1UQ51UQ1/1.1	
	&EFS=V1WR1UQ51KF1+V1WR1UQ51/KF1	=V1WR1UQ51KF1+V1WR1UQ51-KF1	4.11-X1		-BGS/R	4	&EFS=V1WR1UQ51UQ1+V1WR1UQ51UQ1/1.1	

=V1WR1UQ51KF2+V1WR1UQ51/2

=V1WR1UQ51UQ1.2+.WR1UQ51UQ1.2/1

			Date	9/22/2022	Volvo Trucks North America	Valiant TMS	Cable diagram =V1WR1UQ51UQ1.1+V1WR1UQ51UQ1.1-W1	Drawing name: =2V03&EFS-EL	= V1WR1UQ51UQ1.1	
			Ed.	MKLEPADLO					+ V1WR1UQ51UQ1.1	
			Appr		P6700 Underbody Floor Skin - Cell 2V03			Document type: EMA	Project nr: 22-16151	Page 1
Modification	Date	Name	Original		Replacement of / Replaced by	Scale 1:1				1721

Cable diagram

F09_002_VLU

Cable name -W1			cable type TPE					
remark			no. of conductors 4			cross-section 18		cable length 3
function text	Page / column	Target designation from	Connection point	conductor	Target designation to	Connection point	Page / column	function text
	&EFS=V1WR1UQ51KF1+V1WR1UQ51KF1	=V1WR1UQ51KF1+V1WR1UQ51-KF1	1.11-X2		-BGS/R	1	&EFS=V1WR1UQ51UQ1+V1WR1UQ51UQ1/1.2	
	&EFS=V1WR1UQ51KF1+V1WR1UQ51KF1	=V1WR1UQ51KF1+V1WR1UQ51-KF1	2.11-X2		-BGS/R	2	&EFS=V1WR1UQ51UQ1+V1WR1UQ51UQ1/1.2	
	&EFS=V1WR1UQ51KF1+V1WR1UQ51KF1	=V1WR1UQ51KF1+V1WR1UQ51-KF1	3.11-X2		-BGS/R	3	&EFS=V1WR1UQ51UQ1+V1WR1UQ51UQ1/1.2	
	&EFS=V1WR1UQ51KF1+V1WR1UQ51KF1	=V1WR1UQ51KF1+V1WR1UQ51-KF1	4.11-X2		-BGS/R	4	&EFS=V1WR1UQ51UQ1+V1WR1UQ51UQ1/1.2	

Cable diagram

F09_002_VLU

Cable name -W1			cable type TPE					
remark			no. of conductors 4			cross-section 18		cable length 1
function text	Page / column	Target designation from	Connection point	conductor	Target designation to	Connection point	Page / column	function text
	&EFS=V1WR1UQ51KF1+V1WR1UQ51/KF1	=V1WR1UQ51/KF1+V1WR1UQ51-KF1	1		11-X3	1	-BGS/R	&EFS=V1WR1UQ51UQ1+V1WR1UQ51UQ1/1.4
	&EFS=V1WR1UQ51KF1+V1WR1UQ51/KF1	=V1WR1UQ51/KF1+V1WR1UQ51-KF1	2		11-X3	2	-BGS/R	&EFS=V1WR1UQ51UQ1+V1WR1UQ51UQ1/1.4
	&EFS=V1WR1UQ51KF1+V1WR1UQ51/KF1	=V1WR1UQ51/KF1+V1WR1UQ51-KF1	3		11-X3	3	-BGS/R	&EFS=V1WR1UQ51UQ1+V1WR1UQ51UQ1/1.4
	&EFS=V1WR1UQ51KF1+V1WR1UQ51/KF1	=V1WR1UQ51/KF1+V1WR1UQ51-KF1	4		11-X3	4	-BGS/R	&EFS=V1WR1UQ51UQ1+V1WR1UQ51UQ1/1.4

Cable diagram

F09_002_VLU

Cable name -W1			cable type TPE					
remark			no. of conductors 4			cross-section 18		cable length 3
function text	Page / column	Target designation from	Connection point	conductor	Target designation to	Connection point	Page / column	function text
	&EFS=V1WR1UQ51KF1+V1WR1UQ51KF1	=V1WR1UQ51KF1+V1WR1UQ51-KF1	1.11-X4		-BGS/R	1	&EFS=V1WR1UQ51UQ1+V1WR1UQ51UQ1/1.5	
	&EFS=V1WR1UQ51KF1+V1WR1UQ51KF1	=V1WR1UQ51KF1+V1WR1UQ51-KF1	2.11-X4		-BGS/R	2	&EFS=V1WR1UQ51UQ1+V1WR1UQ51UQ1/1.5	
	&EFS=V1WR1UQ51KF1+V1WR1UQ51KF1	=V1WR1UQ51KF1+V1WR1UQ51-KF1	3.11-X4		-BGS/R	3	&EFS=V1WR1UQ51UQ1+V1WR1UQ51UQ1/1.5	
	&EFS=V1WR1UQ51KF1+V1WR1UQ51KF1	=V1WR1UQ51KF1+V1WR1UQ51-KF1	4.11-X4		-BGS/R	4	&EFS=V1WR1UQ51UQ1+V1WR1UQ51UQ1/1.5	

Cable diagram

F09_002_VLU

Cable name -W1			cable type TPE					
remark			no. of conductors 4			cross-section 18		cable length 2
function text	Page / column	Target designation from	Connection point	conductor	Target designation to	Connection point	Page / column	function text
	&EFS=V1WR1UQ51KF1+V1WR1UQ51KF1	=V1WR1UQ51KF1+V1WR1UQ51-KF1	1.11-X5		-BGS/R	1	&EFS=V1WR1UQ51UQ2+V1WR1UQ51UQ2/1.0	
	&EFS=V1WR1UQ51KF1+V1WR1UQ51KF1	=V1WR1UQ51KF1+V1WR1UQ51-KF1	2.11-X5		-BGS/R	2	&EFS=V1WR1UQ51UQ2+V1WR1UQ51UQ2/1.0	
	&EFS=V1WR1UQ51KF1+V1WR1UQ51KF1	=V1WR1UQ51KF1+V1WR1UQ51-KF1	3.11-X5		-BGS/R	3	&EFS=V1WR1UQ51UQ2+V1WR1UQ51UQ2/1.1	
	&EFS=V1WR1UQ51KF1+V1WR1UQ51KF1	=V1WR1UQ51KF1+V1WR1UQ51-KF1	4.11-X5		-BGS/R	4	&EFS=V1WR1UQ51UQ2+V1WR1UQ51UQ2/1.1	

=V1WR1UQ51UQ1.4+.WR1UQ51UQ1.4/1

=V1WR1UQ51UQ2.2+.WR1UQ51UQ2.2/1

Cable diagram

F09_002_VLU

Cable name -W1					cable type TPE			
remark			no. of conductors 4			cross-section 18		cable length 2
function text	Page / column	Target designation from	Connection point	conductor	Target designation to	Connection point	Page / column	function text
	&EFS=V1WR1UQ51KF1+V1WR1UQ51KF1	=V1WR1UQ51KF1+V1WR1UQ51-KF1	1		11-X6	-BGS/R	1	&EFS=V1WR1UQ51UQ2+V1WR1UQ51UQ2/1.2
	&EFS=V1WR1UQ51KF1+V1WR1UQ51KF1	=V1WR1UQ51KF1+V1WR1UQ51-KF1	2		11-X6	-BGS/R	2	&EFS=V1WR1UQ51UQ2+V1WR1UQ51UQ2/1.2
	&EFS=V1WR1UQ51KF1+V1WR1UQ51KF1	=V1WR1UQ51KF1+V1WR1UQ51-KF1	3		11-X6	-BGS/R	3	&EFS=V1WR1UQ51UQ2+V1WR1UQ51UQ2/1.2
	&EFS=V1WR1UQ51KF1+V1WR1UQ51KF1	=V1WR1UQ51KF1+V1WR1UQ51-KF1	4		11-X6	-BGS/R	4	&EFS=V1WR1UQ51UQ2+V1WR1UQ51UQ2/1.2

Cable diagram

F09_002_VLU

Cable name -W1			cable type TPE					
remark			no. of conductors 4			cross-section 18		cable length 2
function text	Page / column	Target designation from	Connection point	conductor	Target designation to	Connection point	Page / column	function text
	&EFS=V1WR1UQ51KF1+V1WR1UQ51KF1	=V1WR1UQ51KF1+V1WR1UQ51-KF1	1.11-X7		-BGS/R	1	&EFS=V1WR1UQ51UQ2+V1WR1UQ51UQ2/1.4	
	&EFS=V1WR1UQ51KF1+V1WR1UQ51KF1	=V1WR1UQ51KF1+V1WR1UQ51-KF1	2.11-X7		-BGS/R	2	&EFS=V1WR1UQ51UQ2+V1WR1UQ51UQ2/1.4	
	&EFS=V1WR1UQ51KF1+V1WR1UQ51KF1	=V1WR1UQ51KF1+V1WR1UQ51-KF1	3.11-X7		-BGS/R	3	&EFS=V1WR1UQ51UQ2+V1WR1UQ51UQ2/1.4	
	&EFS=V1WR1UQ51KF1+V1WR1UQ51KF1	=V1WR1UQ51KF1+V1WR1UQ51-KF1	4.11-X7		-BGS/R	4	&EFS=V1WR1UQ51UQ2+V1WR1UQ51UQ2/1.4	

=V1WR1UQ51UQ2.2+.WR1UQ51UQ2.2/1

=V1WR1UQ51UQ2.4+.WR1UQ51UQ2.4/1

			Date	9/22/2022	Volvo Trucks North America	Valiant TMS	Cable diagram =V1WR1UQ51UQ2.3+V1WR1UQ51UQ2.3-W1	Drawing name: =2V03&EFS-EL	= V1WR1UQ51UQ2.3
			Ed.	MKLEPADLO					+ V1WR1UQ51UQ2.3
			Appr		P6700 Underbody Floor Skin - Cell 2V03	Scale 1:1		Document type: EMA	Project nr: 22-16151 Page 1
Modification	Date	Name	Original		Replacement of / Replaced by				1721

Cable diagram

F09_002_VLU

Cable name -W1			cable type TPE					
remark			no. of conductors 4			cross-section 18		cable length 4
function text	Page / column	Target designation from	Connection point	conductor	Target designation to	Connection point	Page / column	function text
	&EFS=V1WR1UQ51KF1+V1WR1UQ51KF1	=V1WR1UQ51/KF1+V1WR1UQ51-KF1	1.11-X8		-BGS/R	1	&EFS=V1WR1UQ51UQ2+V1WR1UQ51UQ2/1.5	
	&EFS=V1WR1UQ51KF1+V1WR1UQ51KF1	=V1WR1UQ51/KF1+V1WR1UQ51-KF1	2.11-X8		-BGS/R	2	&EFS=V1WR1UQ51UQ2+V1WR1UQ51UQ2/1.5	
	&EFS=V1WR1UQ51KF1+V1WR1UQ51KF1	=V1WR1UQ51/KF1+V1WR1UQ51-KF1	3.11-X8		-BGS/R	3	&EFS=V1WR1UQ51UQ2+V1WR1UQ51UQ2/1.5	
	&EFS=V1WR1UQ51KF1+V1WR1UQ51KF1	=V1WR1UQ51/KF1+V1WR1UQ51-KF1	4.11-X8		-BGS/R	4	&EFS=V1WR1UQ51UQ2+V1WR1UQ51UQ2/1.5	

Cable diagram

F09_002_VLU

Cable name -W1			cable type TPE					
remark			no. of conductors 4			cross-section 18		cable length 2
function text	Page / column	Target designation from	Connection point	conductor	Target designation to	Connection point	Page / column	function text
	&EFS=V1WR1UQ51KF1+V1WR1UQ51KF1	=V1WR1UQ51KF1+V1WR1UQ51-KF1	1		12-X1 -BGS/R	1	&EFS=V1WR1UQ51UQ3+V1WR1UQ51UQ3/1.0	
	&EFS=V1WR1UQ51KF1+V1WR1UQ51KF1	=V1WR1UQ51KF1+V1WR1UQ51-KF1	2		12-X1 -BGS/R	2	&EFS=V1WR1UQ51UQ3+V1WR1UQ51UQ3/1.0	
	&EFS=V1WR1UQ51KF1+V1WR1UQ51KF1	=V1WR1UQ51KF1+V1WR1UQ51-KF1	3		12-X1 -BGS/R	3	&EFS=V1WR1UQ51UQ3+V1WR1UQ51UQ3/1.1	
	&EFS=V1WR1UQ51KF1+V1WR1UQ51KF1	=V1WR1UQ51KF1+V1WR1UQ51-KF1	4		12-X1 -BGS/R	4	&EFS=V1WR1UQ51UQ3+V1WR1UQ51UQ3/1.1	

Cable diagram

F09_002_VLU

Cable name -W1			cable type TPE					
remark			no. of conductors 4			cross-section 18		cable length 3
function text	Page / column	Target designation from	Connection point	conductor	Target designation to	Connection point	Page / column	function text
	&EFS=V1WR1UQ51KF1+V1WR1UQ51/2F1	=V1WR1UQ51/2F1+V1WR1UQ51-KF1	1	12-X2	-BGS/R	1	&EFS=V1WR1UQ51UQ3+V1WR1UQ51UQ3/1.2	
	&EFS=V1WR1UQ51KF1+V1WR1UQ51/2F1	=V1WR1UQ51/2F1+V1WR1UQ51-KF1	2	12-X2	-BGS/R	2	&EFS=V1WR1UQ51UQ3+V1WR1UQ51UQ3/1.2	
	&EFS=V1WR1UQ51KF1+V1WR1UQ51/2F1	=V1WR1UQ51/2F1+V1WR1UQ51-KF1	3	12-X2	-BGS/R	3	&EFS=V1WR1UQ51UQ3+V1WR1UQ51UQ3/1.2	
	&EFS=V1WR1UQ51KF1+V1WR1UQ51/2F1	=V1WR1UQ51/2F1+V1WR1UQ51-KF1	4	12-X2	-BGS/R	4	&EFS=V1WR1UQ51UQ3+V1WR1UQ51UQ3/1.2	

Cable diagram

F09_002_VLU

Cable name -W1			cable type TPE					
remark			no. of conductors 4			cross-section 18		cable length 3
function text	Page / column	Target designation from	Connection point	conductor	Target designation to	Connection point	Page / column	function text
	&EFS=V1WR1UQ51KF1+V1WR1UQ51KF1	=V1WR1UQ51KF1+V1WR1UQ51-KF1	1		12-X5	1	-BGS/R	&EFS=V1WR1UQ51UQ4+V1WR1UQ51UQ4/1.0
	&EFS=V1WR1UQ51KF1+V1WR1UQ51KF1	=V1WR1UQ51KF1+V1WR1UQ51-KF1	2		12-X5	2	-BGS/R	&EFS=V1WR1UQ51UQ4+V1WR1UQ51UQ4/1.0
	&EFS=V1WR1UQ51KF1+V1WR1UQ51KF1	=V1WR1UQ51KF1+V1WR1UQ51-KF1	3		12-X5	3	-BGS/R	&EFS=V1WR1UQ51UQ4+V1WR1UQ51UQ4/1.1
	&EFS=V1WR1UQ51KF1+V1WR1UQ51KF1	=V1WR1UQ51KF1+V1WR1UQ51-KF1	4		12-X5	4	-BGS/R	&EFS=V1WR1UQ51UQ4+V1WR1UQ51UQ4/1.1

=V1WR1UQ51UQ3.2+.WR1UQ51UQ3.2/1

=V1WR1UQ51UQ4.2+.WR1UQ51UQ4.2/1

			Date	10/20/2022	Volvo Trucks North America	Valiant TMS	Cable diagram =V1WR1UQ51UQ4.1+V1WR1UQ51UQ4.1-W1	Drawing name: =2V03&EFS-EL	= V1WR1UQ51UQ4.1
			Ed.	KMAFFRE					+ V1WR1UQ51UQ4.1
			Appr		P6700 Underbody Floor Skin - Cell 2V03	Scale 1:1		Document type: EMA	Project nr: 22-16151
Modification	Date	Name	Original		Replacement of / Replaced by				Page 1 / 1721

Cable diagram

F09_002_VLU

Cable name -W1			cable type TPE					
remark			no. of conductors 4			cross-section 18		cable length 3
function text	Page / column	Target designation from	Connection point	conductor	Target designation to	Connection point	Page / column	function text
	&EFS=V1WR1UQ51KF1+V1WR1UQ51KF1	=V1WR1UQ51KF1+V1WR1UQ51-KF1	1		-BGS/R	1	&EFS=V1WR1UQ51UQ4+V1WR1UQ51UQ4/1.2	
	&EFS=V1WR1UQ51KF1+V1WR1UQ51KF1	=V1WR1UQ51KF1+V1WR1UQ51-KF1	2		-BGS/R	2	&EFS=V1WR1UQ51UQ4+V1WR1UQ51UQ4/1.2	
	&EFS=V1WR1UQ51KF1+V1WR1UQ51KF1	=V1WR1UQ51KF1+V1WR1UQ51-KF1	3		-BGS/R	3	&EFS=V1WR1UQ51UQ4+V1WR1UQ51UQ4/1.2	
	&EFS=V1WR1UQ51KF1+V1WR1UQ51KF1	=V1WR1UQ51KF1+V1WR1UQ51-KF1	4		-BGS/R	4	&EFS=V1WR1UQ51UQ4+V1WR1UQ51UQ4/1.2	

Cable diagram

F09_002_VLU

Cable name -W1					cable type TPE			
remark			no. of conductors 4			cross-section 18		cable length 3
function text	Page / column	Target designation from	Connection point	conductor	Target designation to	Connection point	Page / column	function text
	&EFS=V1WR1UQ51KF1+V1WR1UQ51KF1	=V1WR1UQ51KF1+V1WR1UQ51-KF1	1		12-X7	1	-BGS/R	&EFS=V1WR1UQ51UQ4+V1WR1UQ51UQ4/1.4
	&EFS=V1WR1UQ51KF1+V1WR1UQ51KF1	=V1WR1UQ51KF1+V1WR1UQ51-KF1	2		12-X7	2	-BGS/R	&EFS=V1WR1UQ51UQ4+V1WR1UQ51UQ4/1.4
	&EFS=V1WR1UQ51KF1+V1WR1UQ51KF1	=V1WR1UQ51KF1+V1WR1UQ51-KF1	3		12-X7	3	-BGS/R	&EFS=V1WR1UQ51UQ4+V1WR1UQ51UQ4/1.4
	&EFS=V1WR1UQ51KF1+V1WR1UQ51KF1	=V1WR1UQ51KF1+V1WR1UQ51-KF1	4		12-X7	4	-BGS/R	&EFS=V1WR1UQ51UQ4+V1WR1UQ51UQ4/1.4

=V1WR1UQ51UQ4.2+.WR1UQ51UQ4.2/1

=V1WR1UQ51UQ6.1+.WR1UQ51UQ6.1/1

			Date	10/20/2022	Volvo Trucks North America	Valiant TMS	Cable diagram =V1WR1UQ51UQ4.3+V1WR1UQ51UQ4.3-W1	Drawing name: =2V03&EFS-EL	= V1WR1UQ51UQ4.3	
			Ed.	KMAFFRE					+ V1WR1UQ51UQ4.3	
			Appr		P6700 Underbody Floor Skin - Cell 2V03			Document type: EMA	Project nr: 22-16151	Page 1
Modification	Date	Name	Original		Replacement of / Replaced by	Scale 1:1				1721

Cable diagram

F09_002_VLU

Cable name -W1			cable type TPE					
remark			no. of conductors 4			cross-section 18		cable length 2
function text	Page / column	Target designation from	Connection point	conductor	Target designation to	Connection point	Page / column	function text
	&EFS=V1WR1UQ51KF2+V1WR1UQ51KF2	=V1WR1UQ51KF2+V1WR1UQ51-KF2	1		11-X1		-BGS/R	1	&EFS=V1WR1UQ51UQ6+V1WR1UQ51UQ6/1.0
	&EFS=V1WR1UQ51KF2+V1WR1UQ51KF2	=V1WR1UQ51KF2+V1WR1UQ51-KF2	2		11-X1		-BGS/R	2	&EFS=V1WR1UQ51UQ6+V1WR1UQ51UQ6/1.0
	&EFS=V1WR1UQ51KF2+V1WR1UQ51KF2	=V1WR1UQ51KF2+V1WR1UQ51-KF2	3		11-X1		-BGS/R	3	&EFS=V1WR1UQ51UQ6+V1WR1UQ51UQ6/1.1
	&EFS=V1WR1UQ51KF2+V1WR1UQ51KF2	=V1WR1UQ51KF2+V1WR1UQ51-KF2	4		11-X1		-BGS/R	4	&EFS=V1WR1UQ51UQ6+V1WR1UQ51UQ6/1.1

=V1WR1UQ51UQ4.3+.WR1UQ51UQ4.3/1

=V1WR1UQ51UQ6.2+.WR1UQ51UQ6.2/1

			Date	9/22/2022	Volvo Trucks North America	Valiant TMS	Cable diagram =V1WR1UQ51UQ6.1+V1WR1UQ51UQ6.1-W1	Drawing name: =2V03&EFS-EL	= V1WR1UQ51UQ6.1
			Ed.	MKLEPADLO					+ V1WR1UQ51UQ6.1
			Appr		P6700 Underbody Floor Skin - Cell 2V03			Document type: EMA	Project nr: 22-16151
Modification	Date	Name	Original		Replacement of / Replaced by	Scale 1:1			Page 1 / 1721

Cable diagram

F09_002_VLU

Cable name -W1			cable type TPE					
remark			no. of conductors 4			cross-section 18		cable length 4
function text	Page / column	Target designation from	Connection point	conductor	Target designation to	Connection point	Page / column	function text
	&EFS=V1WR1UQ51KF2+V1WR1UQ51/KF2	=V1WR1UQ51/KF2+V1WR1UQ51-KF2	1		11-X2	1	-BGS/R	&EFS=V1WR1UQ51UQ6+V1WR1UQ51UQ6/1.2
	&EFS=V1WR1UQ51KF2+V1WR1UQ51/KF2	=V1WR1UQ51/KF2+V1WR1UQ51-KF2	2		11-X2	2	-BGS/R	&EFS=V1WR1UQ51UQ6+V1WR1UQ51UQ6/1.2
	&EFS=V1WR1UQ51KF2+V1WR1UQ51/KF2	=V1WR1UQ51/KF2+V1WR1UQ51-KF2	3		11-X2	3	-BGS/R	&EFS=V1WR1UQ51UQ6+V1WR1UQ51UQ6/1.2
	&EFS=V1WR1UQ51KF2+V1WR1UQ51/KF2	=V1WR1UQ51/KF2+V1WR1UQ51-KF2	4		11-X2	4	-BGS/R	&EFS=V1WR1UQ51UQ6+V1WR1UQ51UQ6/1.2

Cable diagram

F09_002_VLU

Cable name -W1			cable type TPE					
remark			no. of conductors 4			cross-section 18		cable length 2
function text	Page / column	Target designation from	Connection point	conductor	Target designation to	Connection point	Page / column	function text
	&EFS=V1WR1UQ51KF1+V1WR1UQ51KF1	=V1WR1UQ51KF1+V1WR1UQ51-KF1	1		12-X8	1	-BGS/R	&EFS=V1WR1UQ51UQ7+V1WR1UQ51UQ7/1.0
	&EFS=V1WR1UQ51KF1+V1WR1UQ51KF1	=V1WR1UQ51KF1+V1WR1UQ51-KF1	2		12-X8	2	-BGS/R	&EFS=V1WR1UQ51UQ7+V1WR1UQ51UQ7/1.0
	&EFS=V1WR1UQ51KF1+V1WR1UQ51KF1	=V1WR1UQ51KF1+V1WR1UQ51-KF1	3		12-X8	3	-BGS/R	&EFS=V1WR1UQ51UQ7+V1WR1UQ51UQ7/1.1
	&EFS=V1WR1UQ51KF1+V1WR1UQ51KF1	=V1WR1UQ51KF1+V1WR1UQ51-KF1	4		12-X8	4	-BGS/R	&EFS=V1WR1UQ51UQ7+V1WR1UQ51UQ7/1.1

=V1WR1UQ51UQ6.2+.WR1UQ51UQ6.2/1

=V1WR1UQ51UQ7.2+.WR1UQ51UQ7.2/1

			Date	9/22/2022	Volvo Trucks North America	Valiant TMS	Cable diagram =V1WR1UQ51UQ7.1+V1WR1UQ51UQ7.1-W1	Drawing name: =2V03&EFS-EL	= V1WR1UQ51UQ7.1
			Ed.	MKLEPADLO					+ V1WR1UQ51UQ7.1
			Appr		P6700 Underbody Floor Skin - Cell 2V03			Document type: EMA	Project nr: 22-16151
Modification	Date	Name	Original		Replacement of / Replaced by	Scale 1:1			Page 1 / 1721

Cable diagram

F09_002_VLU

Cable name -W1			cable type TPE					
remark			no. of conductors 4			cross-section 18		cable length 4
function text	Page / column	Target designation from	Connection point	conductor	Target designation to	Connection point	Page / column	function text
	&EFS=V1WR1UQ51KF1+V1WR1UQ51KF1	=V1WR1UQ51KF1+V1WR1UQ51-KF1	1		13-X1		-BGS/R	1	&EFS=V1WR1UQ51UQ7+V1WR1UQ51UQ7/1.2
	&EFS=V1WR1UQ51KF1+V1WR1UQ51KF1	=V1WR1UQ51KF1+V1WR1UQ51-KF1	2		13-X1		-BGS/R	2	&EFS=V1WR1UQ51UQ7+V1WR1UQ51UQ7/1.2
	&EFS=V1WR1UQ51KF1+V1WR1UQ51KF1	=V1WR1UQ51KF1+V1WR1UQ51-KF1	3		13-X1		-BGS/R	3	&EFS=V1WR1UQ51UQ7+V1WR1UQ51UQ7/1.2
	&EFS=V1WR1UQ51KF1+V1WR1UQ51KF1	=V1WR1UQ51KF1+V1WR1UQ51-KF1	4		13-X1		-BGS/R	4	&EFS=V1WR1UQ51UQ7+V1WR1UQ51UQ7/1.2

=V1WR1UQ51UQ7.1+.WR1UQ51UQ7.1/1

=V1WR1UQ51UQ7.3+.WR1UQ51UQ7.3/1

			Date	9/22/2022	Volvo Trucks North America	Valiant TMS	Cable diagram =V1WR1UQ51UQ7.2+V1WR1UQ51UQ7.2-W1	Drawing name: =2V03&EFS-EL	= V1WR1UQ51UQ7.2
			Ed.	MKLEPADLO					+ V1WR1UQ51UQ7.2
			Appr		P6700 Underbody Floor Skin - Cell 2V03			Document type: EMA	Project nr: 22-16151
Modification	Date	Name	Original		Replacement of	Replaced by	Scale 1:1		Page 1 / 1721

Cable diagram

F09_002_VLU

Cable name -W1			cable type TPE					
remark			no. of conductors 4			cross-section 18		cable length 2
function text	Page / column	Target designation from	Connection point	conductor	Target designation to	Connection point	Page / column	function text
	&EFS=V1WR1UQ51KF1+V1WR1UQ51KF1	=V1WR1UQ51KF1+V1WR1UQ51-KF1	1		13-X2	1	-BGS/R	&EFS=V1WR1UQ51UQ7+V1WR1UQ51UQ7/1.4
	&EFS=V1WR1UQ51KF1+V1WR1UQ51KF2	=V1WR1UQ51KF1+V1WR1UQ51-KF2	2		13-X2	2	-BGS/R	&EFS=V1WR1UQ51UQ7+V1WR1UQ51UQ7/1.4
	&EFS=V1WR1UQ51KF1+V1WR1UQ51KF3	=V1WR1UQ51KF1+V1WR1UQ51-KF3	3		13-X2	3	-BGS/R	&EFS=V1WR1UQ51UQ7+V1WR1UQ51UQ7/1.4
	&EFS=V1WR1UQ51KF1+V1WR1UQ51KF4	=V1WR1UQ51KF1+V1WR1UQ51-KF4	4		13-X2	4	-BGS/R	&EFS=V1WR1UQ51UQ7+V1WR1UQ51UQ7/1.4

Cable diagram

F09_002_VLU

Cable name -W1			cable type TPE					
remark			no. of conductors 4			cross-section 18		cable length 3
function text	Page / column	Target designation from	Connection point	conductor	Target designation to	Connection point	Page / column	function text
	&EFS=V1WR1UQ51KF1+V1WR1UQ51KF1	=V1WR1UQ51KF1+V1WR1UQ51-KF1	1		13-X3	1	-BGS/R	&EFS=V1WR1UQ51UQ7+V1WR1UQ51UQ7/1.5
	&EFS=V1WR1UQ51KF1+V1WR1UQ51KF1	=V1WR1UQ51KF1+V1WR1UQ51-KF1	2		13-X3	2	-BGS/R	&EFS=V1WR1UQ51UQ7+V1WR1UQ51UQ7/1.5
	&EFS=V1WR1UQ51KF1+V1WR1UQ51KF1	=V1WR1UQ51KF1+V1WR1UQ51-KF1	3		13-X3	3	-BGS/R	&EFS=V1WR1UQ51UQ7+V1WR1UQ51UQ7/1.5
	&EFS=V1WR1UQ51KF1+V1WR1UQ51KF1	=V1WR1UQ51KF1+V1WR1UQ51-KF1	4		13-X3	4	-BGS/R	&EFS=V1WR1UQ51UQ7+V1WR1UQ51UQ7/1.5

=V1WR1UQ51UQ7.3+.WR1UQ51UQ7.3/1

=V1WR1UQ51UQ7.5+.WR1UQ51UQ7.5/1

			Date	9/22/2022	Volvo Trucks North America	Valiant TMS	Cable diagram	Drawing name: =2V03&EFS-EL	= V1WR1UQ51UQ7.4
			Ed.	MKLEPADLO			=V1WR1UQ51UQ7.4+V1WR1UQ51UQ7.4-W1		+ V1WR1UQ51UQ7.4
			Appr		P6700 Underbody Floor Skin - Cell 2V03			Document type: EMA	Project nr: 22-16151
Modification	Date	Name	Original		Replacement of / Replaced by	Scale 1:1			Page 1 / 1721

Cable diagram

F09_002_VLU

Cable name -W1			cable type TPE					
remark			no. of conductors 4			cross-section 18		cable length 3
function text	Page / column	Target designation from	Connection point	conductor	Target designation to	Connection point	Page / column	function text
	&EFS=V1WR1UQ51KF1+V1WR1UQ51KF1	=V1WR1UQ51KF1+V1WR1UQ51-KF1	1		13-X4 -BGS/R	1	&EFS=V1WR1UQ51UQ7+V1WR1UQ51UQ7/1.7	
	&EFS=V1WR1UQ51KF1+V1WR1UQ51KF1	=V1WR1UQ51KF1+V1WR1UQ51-KF1	2		13-X4 -BGS/R	2	&EFS=V1WR1UQ51UQ7+V1WR1UQ51UQ7/1.7	
	&EFS=V1WR1UQ51KF1+V1WR1UQ51KF1	=V1WR1UQ51KF1+V1WR1UQ51-KF1	3		13-X4 -BGS/R	3	&EFS=V1WR1UQ51UQ7+V1WR1UQ51UQ7/1.7	
	&EFS=V1WR1UQ51KF1+V1WR1UQ51KF1	=V1WR1UQ51KF1+V1WR1UQ51-KF1	4		13-X4 -BGS/R	4	&EFS=V1WR1UQ51UQ7+V1WR1UQ51UQ7/1.7	

Cable diagram

F09_002_VLU

Cable name -W1			cable type TPE					
remark			no. of conductors 4			cross-section 18		cable length 3
function text	Page / column	Target designation from	Connection point	conductor	Target designation to	Connection point	Page / column	function text
	&EFS=V1WR1UQ51KF1+V1WR1UQ51KF1	=V1WR1UQ51KF1+V1WR1UQ51-KF1	1		13-X5		-BGS/R	1	&EFS=V1WR1UQ51UQ7+V1WR1UQ51UQ7/1.8
	&EFS=V1WR1UQ51KF1+V1WR1UQ51KF1	=V1WR1UQ51KF1+V1WR1UQ51-KF1	2		13-X5		-BGS/R	2	&EFS=V1WR1UQ51UQ7+V1WR1UQ51UQ7/1.8
	&EFS=V1WR1UQ51KF1+V1WR1UQ51KF1	=V1WR1UQ51KF1+V1WR1UQ51-KF1	3		13-X5		-BGS/R	3	&EFS=V1WR1UQ51UQ7+V1WR1UQ51UQ7/1.9
	&EFS=V1WR1UQ51KF1+V1WR1UQ51KF1	=V1WR1UQ51KF1+V1WR1UQ51-KF1	4		13-X5		-BGS/R	4	&EFS=V1WR1UQ51UQ7+V1WR1UQ51UQ7/1.9

Cable diagram

F09_002_VLU

Cable name -W1					cable type TPE			
remark			no. of conductors 4		cross-section 18		cable length 1	
function text	Page / column	Target designation from	Connection point	conductor	Target designation to	Connection point	Page / column	function text
	&EFS=V1WR1UQ51KF1+V1WR1UQ51KF1	=V1WR1UQ51KF1+V1WR1UQ51-KF1	1	13-X6	-BGS/R	1	&EFS=V1WR1UQ51UQ8+V1WR1UQ51UQ8/1.0	
	&EFS=V1WR1UQ51KF1+V1WR1UQ51KF1	=V1WR1UQ51KF1+V1WR1UQ51-KF1	2	13-X6	-BGS/R	2	&EFS=V1WR1UQ51UQ8+V1WR1UQ51UQ8/1.0	
	&EFS=V1WR1UQ51KF1+V1WR1UQ51KF1	=V1WR1UQ51KF1+V1WR1UQ51-KF1	3	13-X6	-BGS/R	3	&EFS=V1WR1UQ51UQ8+V1WR1UQ51UQ8/1.1	
	&EFS=V1WR1UQ51KF1+V1WR1UQ51KF1	=V1WR1UQ51KF1+V1WR1UQ51-KF1	4	13-X6	-BGS/R	4	&EFS=V1WR1UQ51UQ8+V1WR1UQ51UQ8/1.1	

Cable diagram

F09_002_VLU

Cable name -W1			cable type TPE					
remark			no. of conductors 4			cross-section 18		cable length 3
function text	Page / column	Target designation from	Connection point	conductor	Target designation to	Connection point	Page / column	function text
	&EFS=V1WR1UQ51KF1+V1WR1UQ51/8F1	=V1WR1UQ51/8F1+V1WR1UQ51-KF1	1	13-X7	-BGS/R	1	&EFS=V1WR1UQ51UQ8+V1WR1UQ51UQ8/1.2	
	&EFS=V1WR1UQ51KF1+V1WR1UQ51/8F1	=V1WR1UQ51/8F1+V1WR1UQ51-KF1	2	13-X7	-BGS/R	2	&EFS=V1WR1UQ51UQ8+V1WR1UQ51UQ8/1.2	
	&EFS=V1WR1UQ51KF1+V1WR1UQ51/8F1	=V1WR1UQ51/8F1+V1WR1UQ51-KF1	3	13-X7	-BGS/R	3	&EFS=V1WR1UQ51UQ8+V1WR1UQ51UQ8/1.2	
	&EFS=V1WR1UQ51KF1+V1WR1UQ51/8F1	=V1WR1UQ51/8F1+V1WR1UQ51-KF1	4	13-X7	-BGS/R	4	&EFS=V1WR1UQ51UQ8+V1WR1UQ51UQ8/1.2	

Cable diagram

F09_002_VLU

Cable name -W1			cable type TPE					
remark			no. of conductors 4			cross-section 18		cable length 3
function text	Page / column	Target designation from	Connection point	conductor	Target designation to	Connection point	Page / column	function text
	&EFS=V1WR1UQ51KF1+V1WR1UQ51KF1	+V1WR1UQ51KF1	1		12-X3		-BGS/R	1	&EFS=V1WR1UQ51UQ9+V1WR1UQ51UQ9/1.0
	&EFS=V1WR1UQ51KF1+V1WR1UQ51KF1	+V1WR1UQ51KF1	2		12-X3		-BGS/R	2	&EFS=V1WR1UQ51UQ9+V1WR1UQ51UQ9/1.0
	&EFS=V1WR1UQ51KF1+V1WR1UQ51KF1	+V1WR1UQ51KF1	3		12-X3		-BGS/R	3	&EFS=V1WR1UQ51UQ9+V1WR1UQ51UQ9/1.1
	&EFS=V1WR1UQ51KF1+V1WR1UQ51KF1	+V1WR1UQ51KF1	4		12-X3		-BGS/R	4	&EFS=V1WR1UQ51UQ9+V1WR1UQ51UQ9/1.1

Cable diagram

F09_002_VLU

Cable name -W1			cable type TPE					
remark			no. of conductors 4			cross-section 18		cable length 3
function text	Page / column	Target designation from	Connection point	conductor	Target designation to	Connection point	Page / column	function text
	&EFS=V1WR1UQ51KF1+V1WR1UQ51/2F1	=V1WR1UQ51/2F1+V1WR1UQ51-KF1	1	12-X4	-BGS/R	1	&EFS=V1WR1UQ51UQ9+V1WR1UQ51UQ9/1.2	
	&EFS=V1WR1UQ51KF1+V1WR1UQ51/2F1	=V1WR1UQ51/2F1+V1WR1UQ51-KF1	2	12-X4	-BGS/R	2	&EFS=V1WR1UQ51UQ9+V1WR1UQ51UQ9/1.2	
	&EFS=V1WR1UQ51KF1+V1WR1UQ51/2F1	=V1WR1UQ51/2F1+V1WR1UQ51-KF1	3	12-X4	-BGS/R	3	&EFS=V1WR1UQ51UQ9+V1WR1UQ51UQ9/1.2	
	&EFS=V1WR1UQ51KF1+V1WR1UQ51/2F1	=V1WR1UQ51/2F1+V1WR1UQ51-KF1	4	12-X4	-BGS/R	4	&EFS=V1WR1UQ51UQ9+V1WR1UQ51UQ9/1.2	

=V1WR1UQ51UQ9.1+.WR1UQ51UQ9.1/1

=V1WR1UQ51WC4+V1WR1UQ51/1

			Date	10/20/2022	Volvo Trucks North America	Valiant TMS	Cable diagram =V1WR1UQ51UQ9.2+V1WR1UQ51UQ9.2-W1	Drawing name:	= V1WR1UQ51UQ9.2
			Ed.	KMAFFRE					+ V1WR1UQ51UQ9.2
			Appr		P6700 Underbody Floor Skin - Cell 2V03			Document type: EMA	Project nr: 22-16151
Modification	Date	Name	Original		Replacement of / Replaced by	Scale 1:1			Page 1 / 1721

Cable diagram

F09_002_VLU

Cable name -W1			cable type TPU					
remark			no. of conductors 5			cross-section 16		cable length
function text	Page / column	Target designation from	Connection point	conductor	Target designation to	Connection point	Page / column	function text
	&EFS/1.4	=V1WC4+UC46-XD51	1		-XG51	P1:1	&EFS/1.4	
	&EFS/1.4	=V1WC4+UC46-XD51	2		-XG51	P1:2	&EFS/1.4	
	&EFS/1.5	=V1WC4+UC46-XD51	4		-XG51	P1:4	&EFS/1.5	
	&EFS/1.5	=V1WC4+UC46-XD51	5		-XG51	P1:5	&EFS/1.5	
	&EFS/1.5	=V1WC4+UC46-XD51	3		-XG51	P1:3	&EFS/1.5	

Cable diagram

F09_002_VLU

Cable name -W1			cable type TPE					
remark			no. of conductors 4			cross-section 18		cable length 3
function text	Page / column	Target designation from	Connection point	conductor	Target designation to	Connection point	Page / column	function text
	&EFS/1.0	-XG1/3	P1:1		=V1WR1UQ52KF1-KF1.14-X3	1	&EFS=V1WR1UQ52KF1/4.3	
	&EFS/1.1	-XG1/3	P1:3		=V1WR1UQ52KF1-KF1.14-X3	3	&EFS=V1WR1UQ52KF1/4.3	
	&EFS/1.1	-XG1/3	P1:4		=V1WR1UQ52KF1-KF1.14-X3	4	&EFS=V1WR1UQ52KF1/4.3	
	&EFS/1.1	-XG1/3	P1:2		=V1WR1UQ52KF1-KF1.14-X3	2	&EFS=V1WR1UQ52KF1/4.3	

Cable diagram

F09_002_VLU

Cable name -W1.1			cable type TPE					
remark			no. of conductors 4			cross-section 18		cable length 1
function text	Page / column	Target designation from	Connection point	conductor	Target designation to	Connection point	Page / column	function text
	&EFS/1.0	-BG01	1		-XG1/3	J1:1	&EFS/1.0	
	&EFS/1.0	-BG01	4		-XG1/3	J1:4	&EFS/1.1	
	&EFS/1.1	-BG01	3		-XG1/3	J1:3	&EFS/1.1	

Cable diagram

F09_002_VLU

Cable name -W1.2			cable type TPE					
remark			no. of conductors 4			cross-section 18		cable length 1
function text	Page / column	Target designation from	Connection point	conductor	Target designation to	Connection point	Page / column	function text
	&EFS/1.1	-BG03	BN		-XG1/3	J2:1	&EFS/1.1	
	&EFS/1.1	-BG03	BK		-XG1/3	J2:4	&EFS/1.2	
	&EFS/1.2	-BG03	BU		-XG1/3	J2:3	&EFS/1.2	

Cable diagram

F09_002_VLU

Cable name -W2			cable type TPE					
remark			no. of conductors 4			cross-section 18		cable length 1
function text	Page / column	Target designation from	Connection point	conductor	Target designation to	Connection point	Page / column	function text
	&EFS/1.3	-XG2/4	P1:1		=V1WR1UQ52KF2-KF2.13-X6	1	&EFS=V1WR1UQ52KF2/3.6	
	&EFS/1.3	-XG2/4	P1:3		=V1WR1UQ52KF2-KF2.13-X6	3	&EFS=V1WR1UQ52KF2/3.6	
	&EFS/1.4	-XG2/4	P1:4		=V1WR1UQ52KF2-KF2.13-X6	4	&EFS=V1WR1UQ52KF2/3.7	
	&EFS/1.4	-XG2/4	P1:2		=V1WR1UQ52KF2-KF2.13-X6	2	&EFS=V1WR1UQ52KF2/3.6	

			Date	9/22/2022	Volvo Trucks North America	Valiant TMS	Cable diagram =V1WR1UQ52BG0+V1WR1UQ52-W2	Drawing name: =2V03&EFS-EL	= V1WR1UQ52BG0 + V1WR1UQ52
			Ed.	MKLEPADLO					
			Appr		P6700 Underbody Floor Skin - Cell 2V03			Document type: EMA	Project nr: 22-16151
Modification	Date	Name	Original		Replacement of / Replaced by	Scale 1:1			Page 4 / 1721

Cable diagram

F09_002_VLU

Cable name -W2.1			cable type TPE					
remark			no. of conductors 4			cross-section 18		cable length 2
function text	Page / column	Target designation from	Connection point	conductor	Target designation to	Connection point	Page / column	function text
	&EFS/1.3	-BG02	1		-XG2/4	J1:1	&EFS/1.3	
	&EFS/1.3	-BG02	4		-XG2/4	J1:4	&EFS/1.4	
	&EFS/1.3	-BG02	3		-XG2/4	J1:3	&EFS/1.3	

Cable diagram

F09_002_VLU

Cable name -W2.2			cable type TPE					
remark			no. of conductors 4			cross-section 18		cable length 2
function text	Page / column	Target designation from	Connection point	conductor	Target designation to	Connection point	Page / column	function text
	&EFS/1.4	-BG04	1		-XG2/4	J2:1	&EFS/1.4	
	&EFS/1.4	-BG04	4		-XG2/4	J2:4	&EFS/1.5	
	&EFS/1.4	-BG04	3		-XG2/4	J2:3	&EFS/1.4	

Cable diagram

F09_002_VLU

Cable name -W3			cable type TPE					
remark			no. of conductors 4			cross-section 18		cable length 3
function text	Page / column	Target designation from	Connection point	conductor	Target designation to	Connection point	Page / column	function text
	&EFS/1.6	-BG05	1		=V1WR1UQ52KF1-KF1.14-X4	1	&EFS=V1WR1UQ52KF1/4.4	
	&EFS/1.6	-BG05	4		=V1WR1UQ52KF1-KF1.14-X4	4	&EFS=V1WR1UQ52KF1/4.4	
	&EFS/1.6	-BG05	3		=V1WR1UQ52KF1-KF1.14-X4	3	&EFS=V1WR1UQ52KF1/4.4	

Cable diagram

F09_002_VLU

Cable name -W4			cable type TPE					
remark			no. of conductors 4			cross-section 18		cable length 3
function text	Page / column	Target designation from	Connection point	conductor	Target designation to	Connection point	Page / column	function text
	&EFS/2.0	-BG06	1		=V1WR1UQ52KF2-KF2.13-X7	1	&EFS=V1WR1UQ52KF2/3.7	
	&EFS/2.0	-BG06	4		=V1WR1UQ52KF2-KF2.13-X7	4	&EFS=V1WR1UQ52KF2/3.8	
	&EFS/2.1	-BG06	3		=V1WR1UQ52KF2-KF2.13-X7	3	&EFS=V1WR1UQ52KF2/3.8	

Cable diagram

F09_002_VLU

Cable name -W5			cable type TPE					
remark			no. of conductors 4			cross-section 18		cable length 1
function text	Page / column	Target designation from	Connection point	conductor	Target designation to	Connection point	Page / column	function text
	&EFS/2.3	-XG7/8	P1:1		=V1WR1UQ52KF1-KF1.14-X5	1	&EFS=V1WR1UQ52KF1/4.5	
	&EFS/2.3	-XG7/8	P1:3		=V1WR1UQ52KF1-KF1.14-X5	3	&EFS=V1WR1UQ52KF1/4.5	
	&EFS/2.4	-XG7/8	P1:4		=V1WR1UQ52KF1-KF1.14-X5	4	&EFS=V1WR1UQ52KF1/4.5	
	&EFS/2.4	-XG7/8	P1:2		=V1WR1UQ52KF1-KF1.14-X5	2	&EFS=V1WR1UQ52KF1/4.5	

			Date	9/22/2022	Volvo Trucks North America	Valiant TMS	Cable diagram =V1WR1UQ52BG0+V1WR1UQ52-W5	Drawing name: =2V03&EFS-EL	= V1WR1UQ52BG0 + V1WR1UQ52
			Ed.	MKLEPADLO					
			Appr		P6700 Underbody Floor Skin - Cell 2V03			Document type: EMA	Project nr: 22-16151
Modification	Date	Name	Original		Replacement of / Replaced by	Scale 1:1			Page 9 / 1721

Cable diagram

F09_002_VLU

Cable name -W5.1			cable type TPE					
remark			no. of conductors 4			cross-section 18		cable length 2
function text	Page / column	Target designation from	Connection point	conductor	Target designation to	Connection point	Page / column	function text
	&EFS/2.3	-BG07	1		-XG7/8	J1:1	&EFS/2.3	
	&EFS/2.3	-BG07	4		-XG7/8	J1:4	&EFS/2.4	
	&EFS/2.3	-BG07	3		-XG7/8	J1:3	&EFS/2.3	

			Date	9/22/2022	Volvo Trucks North America	Valiant TMS	Cable diagram =V1WR1UQ52BG0+V1WR1UQ52-W5.1	Drawing name: =2V03&EFS-EL	= V1WR1UQ52BG0
			Ed.	MKLEPADLO					+ V1WR1UQ52
			Appr		P6700 Underbody Floor Skin - Cell 2V03			Document type: EMA	Project nr: 22-16151 Page 10
Modification	Date	Name	Original		Replacement of / Replaced by	Scale 1:1			1721

Cable diagram

F09_002_VLU

Cable name -W5.2			cable type TPE					
remark			no. of conductors 4			cross-section 18		cable length 2
function text	Page / column	Target designation from	Connection point	conductor	Target designation to	Connection point	Page / column	function text
	&EFS/2.4	-BG08	1		-XG7/8	J2:1	&EFS/2.4	
	&EFS/2.4	-BG08	4		-XG7/8	J2:4	&EFS/2.5	
	&EFS/2.4	-BG08	3		-XG7/8	J2:3	&EFS/2.4	

Cable diagram

F09_002_VLU

Cable name -W6			cable type TPE					
remark			no. of conductors 4			cross-section 18		cable length 1
function text	Page / column	Target designation from	Connection point	conductor	Target designation to	Connection point	Page / column	function text
	&EFS/2.6	-XG9/10	P1:1		=V1WR1UQ52KF1-KF1.14-X6	1	&EFS=V1WR1UQ52KF1/4.6	
	&EFS/2.6	-XG9/10	P1:3		=V1WR1UQ52KF1-KF1.14-X6	3	&EFS=V1WR1UQ52KF1/4.6	
	&EFS/2.6	-XG9/10	P1:4		=V1WR1UQ52KF1-KF1.14-X6	4	&EFS=V1WR1UQ52KF1/4.7	
	&EFS/2.7	-XG9/10	P1:2		=V1WR1UQ52KF1-KF1.14-X6	2	&EFS=V1WR1UQ52KF1/4.6	

			Date	9/22/2022	Volvo Trucks North America	Valiant TMS	Cable diagram =V1WR1UQ52BG0+V1WR1UQ52-W6	Drawing name: =2V03&EFS-EL	= V1WR1UQ52BG0 + V1WR1UQ52
			Ed.	MKLEPADLO					
			Appr		P6700 Underbody Floor Skin - Cell 2V03			Document type: EMA	Project nr: 22-16151
Modification	Date	Name	Original		Replacement of / Replaced by	Scale 1:1			Page 12 / 1721

Cable diagram

F09_002_VLU

Cable name -W6.1			cable type TPE					
remark			no. of conductors 4			cross-section 18		cable length 2
function text	Page / column	Target designation from	Connection point	conductor	Target designation to	Connection point	Page / column	function text
	&EFS/2.6	-BG09	1		-XG9/10	J1:1	&EFS/2.6	
	&EFS/2.6	-BG09	4		-XG9/10	J1:4	&EFS/2.6	
	&EFS/2.6	-BG09	3		-XG9/10	J1:3	&EFS/2.6	

Cable diagram

F09_002_VLU

Cable name -W6.2			cable type TPE					
remark			no. of conductors 4			cross-section 18		cable length 2
function text	Page / column	Target designation from	Connection point	conductor	Target designation to	Connection point	Page / column	function text
	&EFS/2.7	-BG10	1		-XG9/10	J2:1	&EFS/2.7	
	&EFS/2.7	-BG10	4		-XG9/10	J2:4	&EFS/2.7	
	&EFS/2.7	-BG10	3		-XG9/10	J2:3	&EFS/2.7	

Cable diagram

F09_002_VLU

Cable name -W7			cable type TPE					
remark			no. of conductors 4			cross-section 18		cable length 2
function text	Page / column	Target designation from	Connection point	conductor	Target designation to	Connection point	Page / column	function text
	&EFS/3.0	-XG11/12	P1:1		=V1WR1UQ52KF1-KF1.14-X7	1	&EFS=V1WR1UQ52KF1/4.7	
	&EFS/3.1	-XG11/12	P1:3		=V1WR1UQ52KF1-KF1.14-X7	3	&EFS=V1WR1UQ52KF1/4.8	
	&EFS/3.1	-XG11/12	P1:4		=V1WR1UQ52KF1-KF1.14-X7	4	&EFS=V1WR1UQ52KF1/4.8	
	&EFS/3.1	-XG11/12	P1:2		=V1WR1UQ52KF1-KF1.14-X7	2	&EFS=V1WR1UQ52KF1/4.7	

Cable diagram

F09_002_VLU

Cable name -W7.1			cable type TPE					
remark			no. of conductors 4			cross-section 18		cable length 1
function text	Page / column	Target designation from	Connection point	conductor	Target designation to	Connection point	Page / column	function text
	&EFS/3.0	-BG11	1		-XG11/12	J1:1	&EFS/3.0	
	&EFS/3.0	-BG11	4		-XG11/12	J1:4	&EFS/3.1	
	&EFS/3.1	-BG11	3		-XG11/12	J1:3	&EFS/3.1	

15 17

			Date	9/22/2022	Volvo Trucks North America	Valiant TMS	Cable diagram =V1WR1UQ52BG0+V1WR1UQ52-W7.1	Drawing name: =2V03&EFS-EL	= V1WR1UQ52BG0
			Ed.	MKLEPADLO					+ V1WR1UQ52
			Appr		P6700 Underbody Floor Skin - Cell 2V03			Document type: EMA	Project nr: 22-16151 Page 16
Modification	Date	Name	Original		Replacement of / Replaced by	Scale 1:1			1721

Cable diagram

F09_002_VLU

Cable name -W7.2			cable type TPE					
remark			no. of conductors 4			cross-section 18		cable length 1
function text	Page / column	Target designation from	Connection point	conductor	Target designation to	Connection point	Page / column	function text
	&EFS/3.1	-BG12	1		-XG11/12	J2:1	&EFS/3.1	
	&EFS/3.1	-BG12	4		-XG11/12	J2:4	&EFS/3.2	
	&EFS/3.2	-BG12	3		-XG11/12	J2:3	&EFS/3.2	

Cable diagram

F09_002_VLU

Cable name -W8			cable type TPE					
remark			no. of conductors 4			cross-section 18		cable length 3
function text	Page / column	Target designation from	Connection point	conductor	Target designation to	Connection point	Page / column	function text
	&EFS/3.3	-BG13	1		=V1WR1UQ52KF1-KF1.14-X8	1	&EFS=V1WR1UQ52KF1/4.8	
	&EFS/3.3	-BG13	4		=V1WR1UQ52KF1-KF1.14-X8	4	&EFS=V1WR1UQ52KF1/4.9	
	&EFS/3.3	-BG13	3		=V1WR1UQ52KF1-KF1.14-X8	3	&EFS=V1WR1UQ52KF1/4.9	

			Date	9/22/2022	Volvo Trucks North America	Valiant TMS	Cable diagram =V1WR1UQ52BG0+V1WR1UQ52-W8	Drawing name: =2V03&EFS-EL	= V1WR1UQ52BG0 + V1WR1UQ52
			Ed.	MKLEPADLO	P6700 Underbody Floor Skin - Cell 2V03				
			Appr			Scale 1:1		Document type: EMA	Project nr: 22-16151 Page 18
Modification	Date	Name	Original		Replacement of / Replaced by				1721

Cable diagram

F09_002_VLU

Cable name -W1.1			cable type TPU					
remark			no. of conductors 5			cross-section 16		cable length 5
function text	Page / column	Target designation from	Connection point	conductor	Target designation to	Connection point	Page / column	function text
	&EFS/1.1	-KF1-X20	1		=V1WR1UQ52WC4-XG52	J1:1	&EFS=V1WR1UQ52WC4/1.4	
	&EFS/1.1	-KF1-X20	2		=V1WR1UQ52WC4-XG52	J1:2	&EFS=V1WR1UQ52WC4/1.4	
	&EFS/1.1	-KF1-X20	3		=V1WR1UQ52WC4-XG52	J1:3	&EFS=V1WR1UQ52WC4/1.5	
	&EFS/1.2	-KF1-X20	4		=V1WR1UQ52WC4-XG52	J1:4	&EFS=V1WR1UQ52WC4/1.5	
	&EFS/1.2	-KF1-X20	5		=V1WR1UQ52WC4-XG52	J1:5	&EFS=V1WR1UQ52WC4/1.5	

Cable diagram

F09_002_VLU

Cable name -KF1-TP1			cable type PROFINET Cable					
remark			no. of conductors 4			cross-section 22		cable length
function text	Page / column	Target designation from	Connection point	conductor	Target designation to	Connection point	Page / column	function text
	&EFS=V1WR1UQ52KF1/1.4	=V1WR1UQ52KF1-KF1-TP2			-KF2-TP1		&EFS/1.3	

Cable diagram

F09_002_VLU

Cable name -W1.2			cable type TPU					
remark			no. of conductors 5			cross-section 16		cable length 2
function text	Page / column	Target designation from	Connection point	conductor	Target designation to	Connection point	Page / column	function text
	&EFS/1.1	-KF2-X20	1		=V1WR1UQ52WC4-XG52	J2:1	&EFS=V1WR1UQ52WC4/1.5	
	&EFS/1.1	-KF2-X20	2		=V1WR1UQ52WC4-XG52	J2:2	&EFS=V1WR1UQ52WC4/1.5	
	&EFS/1.1	-KF2-X20	3		=V1WR1UQ52WC4-XG52	J2:3	&EFS=V1WR1UQ52WC4/1.6	
	&EFS/1.2	-KF2-X20	4		=V1WR1UQ52WC4-XG52	J2:4	&EFS=V1WR1UQ52WC4/1.6	
	&EFS/1.2	-KF2-X20	5		=V1WR1UQ52WC4-XG52	J2:5	&EFS=V1WR1UQ52WC4/1.6	

Cable diagram

F09_002_VLU

Cable name -W1			cable type TPE					
remark			no. of conductors 4			cross-section 18		cable length 2
function text	Page / column	Target designation from	Connection point	conductor	Target designation to	Connection point	Page / column	function text
	&EFS=V1WR1UQ52KF1+V1WR1UQ52/KF1	=V1WR1UQ52/KF1+V1WR1UQ52-KF1	1.11-X1		-BGS/R	1	&EFS=V1WR1UQ52UQ1+V1WR1UQ52UQ1/1.0	
	&EFS=V1WR1UQ52KF1+V1WR1UQ52/KF1	=V1WR1UQ52/KF1+V1WR1UQ52-KF1	2.11-X1		-BGS/R	2	&EFS=V1WR1UQ52UQ1+V1WR1UQ52UQ1/1.0	
	&EFS=V1WR1UQ52KF1+V1WR1UQ52/KF1	=V1WR1UQ52/KF1+V1WR1UQ52-KF1	3.11-X1		-BGS/R	3	&EFS=V1WR1UQ52UQ1+V1WR1UQ52UQ1/1.1	
	&EFS=V1WR1UQ52KF1+V1WR1UQ52/KF1	=V1WR1UQ52/KF1+V1WR1UQ52-KF1	4.11-X1		-BGS/R	4	&EFS=V1WR1UQ52UQ1+V1WR1UQ52UQ1/1.1	

Cable diagram

F09_002_VLU

Cable name -W1			cable type TPE					
remark			no. of conductors 4			cross-section 18		cable length 2
function text	Page / column	Target designation from	Connection point	conductor	Target designation to	Connection point	Page / column	function text
	&EFS=V1WR1UQ52KF2+V1WR1UQ52KF2	=V1WR1UQ52KF2+V1WR1UQ52-KF2	1		11-X1	1	-BGS/R	&EFS=V1WR1UQ52UQ1+V1WR1UQ52UQ1/1.2
	&EFS=V1WR1UQ52KF2+V1WR1UQ52KF2	=V1WR1UQ52KF2+V1WR1UQ52-KF2	2		11-X1	2	-BGS/R	&EFS=V1WR1UQ52UQ1+V1WR1UQ52UQ1/1.2
	&EFS=V1WR1UQ52KF2+V1WR1UQ52KF2	=V1WR1UQ52KF2+V1WR1UQ52-KF2	3		11-X1	3	-BGS/R	&EFS=V1WR1UQ52UQ1+V1WR1UQ52UQ1/1.2
	&EFS=V1WR1UQ52KF2+V1WR1UQ52KF2	=V1WR1UQ52KF2+V1WR1UQ52-KF2	4		11-X1	4	-BGS/R	&EFS=V1WR1UQ52UQ1+V1WR1UQ52UQ1/1.2

Cable diagram

F09_002_VLU

Cable name -W1			cable type TPE					
remark			no. of conductors 4			cross-section 18		cable length 3
function text	Page / column	Target designation from	Connection point	conductor	Target designation to	Connection point	Page / column	function text
	&EFS=V1WR1UQ52KF1+V1WR1UQ52UQ2	=V1WR1UQ52KF1+V1WR1UQ52-KF1	1.11-X2		-BGS/R	1	&EFS=V1WR1UQ52UQ2+V1WR1UQ52UQ2/1.0	
	&EFS=V1WR1UQ52KF1+V1WR1UQ52UQ2	=V1WR1UQ52KF1+V1WR1UQ52-KF2	2.11-X2		-BGS/R	2	&EFS=V1WR1UQ52UQ2+V1WR1UQ52UQ2/1.0	
	&EFS=V1WR1UQ52KF1+V1WR1UQ52UQ2	=V1WR1UQ52KF1+V1WR1UQ52-KF3	3.11-X2		-BGS/R	3	&EFS=V1WR1UQ52UQ2+V1WR1UQ52UQ2/1.1	
	&EFS=V1WR1UQ52KF1+V1WR1UQ52UQ2	=V1WR1UQ52KF1+V1WR1UQ52-KF4	4.11-X2		-BGS/R	4	&EFS=V1WR1UQ52UQ2+V1WR1UQ52UQ2/1.1	

Cable diagram

F09_002_VLU

Cable name -W1			cable type TPE					
remark			no. of conductors 4			cross-section 18		cable length 4
function text	Page / column	Target designation from	Connection point	conductor	Target designation to	Connection point	Page / column	function text
	&EFS=V1WR1UQ52KF2+V1WR1UQ52UQ2	=V1WR1UQ52KF2+V1WR1UQ52-KF2	1		11-X2 -BGS/R	1	&EFS=V1WR1UQ52UQ2+V1WR1UQ52UQ2/1.2	
	&EFS=V1WR1UQ52KF2+V1WR1UQ52UQ2	=V1WR1UQ52KF2+V1WR1UQ52-KF2	2		11-X2 -BGS/R	2	&EFS=V1WR1UQ52UQ2+V1WR1UQ52UQ2/1.2	
	&EFS=V1WR1UQ52KF2+V1WR1UQ52UQ2	=V1WR1UQ52KF2+V1WR1UQ52-KF2	3		11-X2 -BGS/R	3	&EFS=V1WR1UQ52UQ2+V1WR1UQ52UQ2/1.2	
	&EFS=V1WR1UQ52KF2+V1WR1UQ52UQ2	=V1WR1UQ52KF2+V1WR1UQ52-KF2	4		11-X2 -BGS/R	4	&EFS=V1WR1UQ52UQ2+V1WR1UQ52UQ2/1.2	

			Date	9/22/2022	Volvo Trucks North America	Valiant TMS	Cable diagram =V1WR1UQ52UQ2.2+V1WR1UQ52UQ2.2-W1	Drawing name: =2V03&EFS-EL	= V1WR1UQ52UQ2.2
			Ed.	MKLEPADLO					+ V1WR1UQ52UQ2.2
			Appr		P6700 Underbody Floor Skin - Cell 2V03	Scale 1:1		Document type: EMA	Project nr: 22-16151 Page 1
Modification	Date	Name	Original		Replacement of / Replaced by				1721

Cable diagram

F09_002_VLU

Cable name -W1			cable type TPE					
remark			no. of conductors 4			cross-section 18		cable length 4
function text	Page / column	Target designation from	Connection point	conductor	Target designation to	Connection point	Page / column	function text
	&EFS=V1WR1UQ52KF1+V1WR1UQ52KF1	=V1WR1UQ52KF1+V1WR1UQ52-KF1	1		11-X3	1	-BGS/R	&EFS=V1WR1UQ52UQ2+V1WR1UQ52UQ2/1.4
	&EFS=V1WR1UQ52KF1+V1WR1UQ52KF1	=V1WR1UQ52KF1+V1WR1UQ52-KF1	2		11-X3	2	-BGS/R	&EFS=V1WR1UQ52UQ2+V1WR1UQ52UQ2/1.4
	&EFS=V1WR1UQ52KF1+V1WR1UQ52KF1	=V1WR1UQ52KF1+V1WR1UQ52-KF1	3		11-X3	3	-BGS/R	&EFS=V1WR1UQ52UQ2+V1WR1UQ52UQ2/1.4
	&EFS=V1WR1UQ52KF1+V1WR1UQ52KF1	=V1WR1UQ52KF1+V1WR1UQ52-KF1	4		11-X3	4	-BGS/R	&EFS=V1WR1UQ52UQ2+V1WR1UQ52UQ2/1.4

=V1WR1UQ52UQ2.2+.WR1UQ52UQ2.2/1

=V1WR1UQ52UQ2.4+.WR1UQ52UQ2.4/1

			Date	9/22/2022	Volvo Trucks North America	Valiant TMS	Cable diagram =V1WR1UQ52UQ2.3+V1WR1UQ52UQ2.3-W1	Drawing name: =2V03&EFS-EL	= V1WR1UQ52UQ2.3
			Ed.	MKLEPADLO					+ V1WR1UQ52UQ2.3
			Appr		P6700 Underbody Floor Skin - Cell 2V03	Scale 1:1		Document type: EMA	Project nr: 22-16151
Modification	Date	Name	Original		Replacement of / Replaced by				Page 1 / 1721

Cable diagram

F09_002_VLU

Cable name -W1			cable type TPE					
remark			no. of conductors 4			cross-section 18		cable length 4
function text	Page / column	Target designation from	Connection point	conductor	Target designation to	Connection point	Page / column	function text
	&EFS=V1WR1UQ52KF2+V1WR1UQ52UQ2	=V1WR1UQ52KF2+V1WR1UQ52-KF2	1		11-X3	1	-BGS/R	&EFS=V1WR1UQ52UQ2+V1WR1UQ52UQ2/1.5
	&EFS=V1WR1UQ52KF2+V1WR1UQ52UQ2	=V1WR1UQ52KF2+V1WR1UQ52-KF2	2		11-X3	2	-BGS/R	&EFS=V1WR1UQ52UQ2+V1WR1UQ52UQ2/1.5
	&EFS=V1WR1UQ52KF2+V1WR1UQ52UQ2	=V1WR1UQ52KF2+V1WR1UQ52-KF2	3		11-X3	3	-BGS/R	&EFS=V1WR1UQ52UQ2+V1WR1UQ52UQ2/1.5
	&EFS=V1WR1UQ52KF2+V1WR1UQ52UQ2	=V1WR1UQ52KF2+V1WR1UQ52-KF2	4		11-X3	4	-BGS/R	&EFS=V1WR1UQ52UQ2+V1WR1UQ52UQ2/1.5

Cable diagram

F09_002_VLU

Cable name -W1			cable type TPE					
remark			no. of conductors 4			cross-section 18		cable length 3
function text	Page / column	Target designation from	Connection point	conductor	Target designation to	Connection point	Page / column	function text
	&EFS=V1WR1UQ52KF1+V1WR1UQ52KF1	=V1WR1UQ52KF1+V1WR1UQ52-KF1	1.11-X4		-BGS/R	1	&EFS=V1WR1UQ52UQ3+V1WR1UQ52UQ3/1.0	
	&EFS=V1WR1UQ52KF1+V1WR1UQ52KF1	=V1WR1UQ52KF1+V1WR1UQ52-KF1	2.11-X4		-BGS/R	2	&EFS=V1WR1UQ52UQ3+V1WR1UQ52UQ3/1.0	
	&EFS=V1WR1UQ52KF1+V1WR1UQ52KF1	=V1WR1UQ52KF1+V1WR1UQ52-KF1	3.11-X4		-BGS/R	3	&EFS=V1WR1UQ52UQ3+V1WR1UQ52UQ3/1.1	
	&EFS=V1WR1UQ52KF1+V1WR1UQ52KF1	=V1WR1UQ52KF1+V1WR1UQ52-KF1	4.11-X4		-BGS/R	4	&EFS=V1WR1UQ52UQ3+V1WR1UQ52UQ3/1.1	

=V1WR1UQ52UQ2.4+.WR1UQ52UQ2.4/1

=V1WR1UQ52UQ3.2+.WR1UQ52UQ3.2/1

			Date	9/22/2022	Volvo Trucks North America	Valiant TMS	Cable diagram =V1WR1UQ52UQ3.1+V1WR1UQ52UQ3.1-W1	Drawing name: =2V03&EFS-EL	= V1WR1UQ52UQ3.1
			Ed.	MKLEPADLO					+ V1WR1UQ52UQ3.1
			Appr		P6700 Underbody Floor Skin - Cell 2V03			Document type: EMA	Project nr: 22-16151
Modification	Date	Name	Original		Replacement of / Replaced by	Scale 1:1			Page 1 / 1721

Cable diagram

F09_002_VLU

Cable name -W1			cable type TPE					
remark			no. of conductors 4			cross-section 18		cable length 4
function text	Page / column	Target designation from	Connection point	conductor	Target designation to	Connection point	Page / column	function text
	&EFS=V1WR1UQ52KF1+V1WR1UQ52UQ3	=V1WR1UQ52KF1+V1WR1UQ52-KF1	1.11-X5		-BGS/R	1	&EFS=V1WR1UQ52UQ3+V1WR1UQ52UQ3/1.2	
	&EFS=V1WR1UQ52KF1+V1WR1UQ52UQ3	=V1WR1UQ52KF1+V1WR1UQ52-KF1	2.11-X5		-BGS/R	2	&EFS=V1WR1UQ52UQ3+V1WR1UQ52UQ3/1.2	
	&EFS=V1WR1UQ52KF1+V1WR1UQ52UQ3	=V1WR1UQ52KF1+V1WR1UQ52-KF1	3.11-X5		-BGS/R	3	&EFS=V1WR1UQ52UQ3+V1WR1UQ52UQ3/1.2	
	&EFS=V1WR1UQ52KF1+V1WR1UQ52UQ3	=V1WR1UQ52KF1+V1WR1UQ52-KF1	4.11-X5		-BGS/R	4	&EFS=V1WR1UQ52UQ3+V1WR1UQ52UQ3/1.2	

Cable diagram

F09_002_VLU

Cable name -W1			cable type TPE					
remark			no. of conductors 4			cross-section 18		cable length 4
function text	Page / column	Target designation from	Connection point	conductor	Target designation to	Connection point	Page / column	function text
	&EFS=V1WR1UQ52KF1+V1WR1UQ52KF1	=V1WR1UQ52KF1+V1WR1UQ52-KF1	1.11-X6		-BGS/R	1	&EFS=V1WR1UQ52UQ3+V1WR1UQ52UQ3/1.4	
	&EFS=V1WR1UQ52KF1+V1WR1UQ52KF1	=V1WR1UQ52KF1+V1WR1UQ52-KF1	2.11-X6		-BGS/R	2	&EFS=V1WR1UQ52UQ3+V1WR1UQ52UQ3/1.4	
	&EFS=V1WR1UQ52KF1+V1WR1UQ52KF1	=V1WR1UQ52KF1+V1WR1UQ52-KF1	3.11-X6		-BGS/R	3	&EFS=V1WR1UQ52UQ3+V1WR1UQ52UQ3/1.4	
	&EFS=V1WR1UQ52KF1+V1WR1UQ52KF1	=V1WR1UQ52KF1+V1WR1UQ52-KF1	4.11-X6		-BGS/R	4	&EFS=V1WR1UQ52UQ3+V1WR1UQ52UQ3/1.4	

=V1WR1UQ52UQ3.2+.WR1UQ52UQ3.2/1

=V1WR1UQ52UQ4.1+.WR1UQ52UQ4.1/1

			Date	9/22/2022	Volvo Trucks North America	Valiant TMS	Cable diagram =V1WR1UQ52UQ3.3+V1WR1UQ52UQ3.3-W1	Drawing name: =2V03&EFS-EL	= V1WR1UQ52UQ3.3
			Ed.	MKLEPADLO					+ V1WR1UQ52UQ3.3
			Appr		P6700 Underbody Floor Skin - Cell 2V03	Scale 1:1		Document type: EMA	Project nr: 22-16151
Modification	Date	Name	Original		Replacement of / Replaced by				Page 1 / 1721

Cable diagram

F09_002_VLU

Cable name -W1			cable type TPE					
remark			no. of conductors 4			cross-section 18		cable length 3
function text	Page / column	Target designation from	Connection point	conductor	Target designation to	Connection point	Page / column	function text
	&EFS=V1WR1UQ52KF2+V1WR1UQ52KF2	=V1WR1UQ52KF2+V1WR1UQ52-KF2	1		11-X4	1	-BGS/R	&EFS=V1WR1UQ52UQ4+V1WR1UQ52UQ4/1.0
	&EFS=V1WR1UQ52KF2+V1WR1UQ52KF2	=V1WR1UQ52KF2+V1WR1UQ52-KF2	2		11-X4	2	-BGS/R	&EFS=V1WR1UQ52UQ4+V1WR1UQ52UQ4/1.0
	&EFS=V1WR1UQ52KF2+V1WR1UQ52KF2	=V1WR1UQ52KF2+V1WR1UQ52-KF2	3		11-X4	3	-BGS/R	&EFS=V1WR1UQ52UQ4+V1WR1UQ52UQ4/1.1
	&EFS=V1WR1UQ52KF2+V1WR1UQ52KF2	=V1WR1UQ52KF2+V1WR1UQ52-KF2	4		11-X4	4	-BGS/R	&EFS=V1WR1UQ52UQ4+V1WR1UQ52UQ4/1.1

Cable diagram

F09_002_VLU

Cable name -W1			cable type TPE					
remark			no. of conductors 4			cross-section 18		cable length 4
function text	Page / column	Target designation from	Connection point	conductor	Target designation to	Connection point	Page / column	function text
	&EFS=V1WR1UQ52KF1+V1WR1UQ52UQ4/1.1	=V1WR1UQ52KF1+V1WR1UQ52-KF1	1		11-X7		-BGS/R	1	&EFS=V1WR1UQ52UQ4+V1WR1UQ52UQ4/1.2
	&EFS=V1WR1UQ52KF1+V1WR1UQ52UQ4/1.1	=V1WR1UQ52KF1+V1WR1UQ52-KF1	2		11-X7		-BGS/R	2	&EFS=V1WR1UQ52UQ4+V1WR1UQ52UQ4/1.2
	&EFS=V1WR1UQ52KF1+V1WR1UQ52UQ4/1.1	=V1WR1UQ52KF1+V1WR1UQ52-KF1	3		11-X7		-BGS/R	3	&EFS=V1WR1UQ52UQ4+V1WR1UQ52UQ4/1.2
	&EFS=V1WR1UQ52KF1+V1WR1UQ52UQ4/1.1	=V1WR1UQ52KF1+V1WR1UQ52-KF1	4		11-X7		-BGS/R	4	&EFS=V1WR1UQ52UQ4+V1WR1UQ52UQ4/1.2

			Date	9/22/2022	Volvo Trucks North America	Valiant TMS	Cable diagram =V1WR1UQ52UQ4.2+V1WR1UQ52UQ4.2-W1	Drawing name: =2V03&EFS-EL	= V1WR1UQ52UQ4.2
			Ed.	MKLEPADLO					+ V1WR1UQ52UQ4.2
			Appr		P6700 Underbody Floor Skin - Cell 2V03			Document type: EMA	Project nr: 22-16151
Modification	Date	Name	Original		Replacement of / Replaced by	Scale 1:1			Page 1 / 1721

Cable diagram

F09_002_VLU

Cable name -W1			cable type TPE					
remark			no. of conductors 4			cross-section 18		cable length 4
function text	Page / column	Target designation from	Connection point	conductor	Target designation to	Connection point	Page / column	function text
	&EFS=V1WR1UQ52KF1+V1WR1UQ52KF1	=V1WR1UQ52KF1+V1WR1UQ52-KF1	1.11-X8		-BGS/R	1	&EFS=V1WR1UQ52UQ4+V1WR1UQ52UQ4/1.4	
	&EFS=V1WR1UQ52KF1+V1WR1UQ52KF1	=V1WR1UQ52KF1+V1WR1UQ52-KF1	2.11-X8		-BGS/R	2	&EFS=V1WR1UQ52UQ4+V1WR1UQ52UQ4/1.4	
	&EFS=V1WR1UQ52KF1+V1WR1UQ52KF1	=V1WR1UQ52KF1+V1WR1UQ52-KF1	3.11-X8		-BGS/R	3	&EFS=V1WR1UQ52UQ4+V1WR1UQ52UQ4/1.4	
	&EFS=V1WR1UQ52KF1+V1WR1UQ52KF1	=V1WR1UQ52KF1+V1WR1UQ52-KF1	4.11-X8		-BGS/R	4	&EFS=V1WR1UQ52UQ4+V1WR1UQ52UQ4/1.4	

0	1	2	3	4	5	6	7	8	9

Cable diagram

F09_002_VLU

Cable name	-W1	cable type	TPE		
remark		no. of conductors	4	cross-section 18	cable length 4

function text	Page / column	Target designation from	Connection point	conductor	Target designation to	Connection point	Page / column	function text
	&EFS=V1WR1UQ52KF1+V1WR1UQ52KF1	=V1WR1UQ52KF1+V1WR1UQ52-KF1	1.12-X1		-BGS/R	1	&EFS=V1WR1UQ52UQ4+V1WR1UQ52UQ4/1.5	
	&EFS=V1WR1UQ52KF1+V1WR1UQ52KF1	=V1WR1UQ52KF1+V1WR1UQ52-KF1	3.12-X1		-BGS/R	3	&EFS=V1WR1UQ52UQ4+V1WR1UQ52UQ4/1.5	
	&EFS=V1WR1UQ52KF1+V1WR1UQ52KF1	=V1WR1UQ52KF1+V1WR1UQ52-KF1	4.12-X1		-BGS/R	4	&EFS=V1WR1UQ52UQ4+V1WR1UQ52UQ4/1.5	

=V1WR1UQ52UQ4.3+.WR1UQ52UQ4.3/1

=V1WR1UQ52UQ5.1+.WR1UQ52UQ5.1/1

			Date	9/22/2022	Volvo Trucks North America	Valiant TMS	Cable diagram =V1WR1UQ52UQ4.4+V1WR1UQ52UQ4.4-W1	Drawing name: =2V03&EFS-EL	= V1WR1UQ52UQ4.4 + V1WR1UQ52UQ4.4
			Ed.	MKLEPADLO	P6700 Underbody Floor Skin - Cell 2V03				
			Appr					Document type: EMA	Project nr: 22-16151
Modification	Date	Name	Original		Replacement of / Replaced by	Scale 1:1			Page 1 / 1721

0	1	2	3	4	5	6	7	8	9

Cable diagram

F09_002_VLU

Cable name	-W1	cable type	TPE		
remark		no. of conductors	4	cross-section 18	cable length 4

function text	Page / column	Target designation from	Connection point	conductor	Target designation to	Connection point	Page / column	function text
	&EFS=V1WR1UQ52KF1+V1WR1UQ52KF1	=V1WR1UQ52KF1+V1WR1UQ52-KF1	1.12-X2		-BGS/R	1	&EFS=V1WR1UQ52UQ5+V1WR1UQ52UQ5/1.0	
	&EFS=V1WR1UQ52KF1+V1WR1UQ52KF1	=V1WR1UQ52KF1+V1WR1UQ52-KF1	2.12-X2		-BGS/R	2	&EFS=V1WR1UQ52UQ5+V1WR1UQ52UQ5/1.0	
	&EFS=V1WR1UQ52KF1+V1WR1UQ52KF1	=V1WR1UQ52KF1+V1WR1UQ52-KF1	3.12-X2		-BGS/R	3	&EFS=V1WR1UQ52UQ5+V1WR1UQ52UQ5/1.1	
	&EFS=V1WR1UQ52KF1+V1WR1UQ52KF1	=V1WR1UQ52KF1+V1WR1UQ52-KF1	4.12-X2		-BGS/R	4	&EFS=V1WR1UQ52UQ5+V1WR1UQ52UQ5/1.1	

=V1WR1UQ52UQ4.4+.WR1UQ52UQ4.4/1

=V1WR1UQ52UQ6.1+.WR1UQ52UQ6.1/1

			Date	9/22/2022	Volvo Trucks North America	Valiant TMS	Cable diagram =V1WR1UQ52UQ5.1+V1WR1UQ52UQ5.1-W1	Drawing name: =2V03&EFS-EL	= V1WR1UQ52UQ5.1 + V1WR1UQ52UQ5.1
			Ed.	MKLEPADLO	P6700 Underbody Floor Skin - Cell 2V03				
			Appr					Document type: EMA	Project nr: 22-16151
Modification	Date	Name	Original		Replacement of / Replaced by	Scale 1:1			Page 1 / 1721

Cable diagram

F09_002_VLU

Cable name -W1			cable type TPE					
remark			no. of conductors 4			cross-section 18		cable length 2
function text	Page / column	Target designation from	Connection point	conductor	Target designation to	Connection point	Page / column	function text
	&EFS=V1WR1UQ52KF1+V1WR1UQ52UQ5/2.1	=V1WR1UQ52UQ5.1+V1WR1UQ52-KF1	1	12-X3	-BGS/R	1	&EFS=V1WR1UQ52UQ6+V1WR1UQ52UQ6/1.0	
	&EFS=V1WR1UQ52KF1+V1WR1UQ52UQ5/2.1	=V1WR1UQ52UQ5.1+V1WR1UQ52-KF1	2	12-X3	-BGS/R	2	&EFS=V1WR1UQ52UQ6+V1WR1UQ52UQ6/1.0	
	&EFS=V1WR1UQ52KF1+V1WR1UQ52UQ5/2.1	=V1WR1UQ52UQ5.1+V1WR1UQ52-KF1	3	12-X3	-BGS/R	3	&EFS=V1WR1UQ52UQ6+V1WR1UQ52UQ6/1.1	
	&EFS=V1WR1UQ52KF1+V1WR1UQ52UQ5/2.1	=V1WR1UQ52UQ5.1+V1WR1UQ52-KF1	4	12-X3	-BGS/R	4	&EFS=V1WR1UQ52UQ6+V1WR1UQ52UQ6/1.1	

Cable diagram

F09_002_VLU

Cable name -W1			cable type TPE					
remark			no. of conductors 4			cross-section 18		cable length 2
function text	Page / column	Target designation from	Connection point	conductor	Target designation to	Connection point	Page / column	function text
	&EFS=V1WR1UQ52KF2+V1WR1UQ52UQ6	=V1WR1UQ52KF2+V1WR1UQ52-KF2	1		11-X5	1	&EFS=V1WR1UQ52UQ6+V1WR1UQ52UQ6/1.2	-BGS/R
	&EFS=V1WR1UQ52KF2+V1WR1UQ52UQ6	=V1WR1UQ52KF2+V1WR1UQ52-KF2	2		11-X5	2	&EFS=V1WR1UQ52UQ6+V1WR1UQ52UQ6/1.2	-BGS/R
	&EFS=V1WR1UQ52KF2+V1WR1UQ52UQ6	=V1WR1UQ52KF2+V1WR1UQ52-KF2	3		11-X5	3	&EFS=V1WR1UQ52UQ6+V1WR1UQ52UQ6/1.2	-BGS/R
	&EFS=V1WR1UQ52KF2+V1WR1UQ52UQ6	=V1WR1UQ52KF2+V1WR1UQ52-KF2	4		11-X5	4	&EFS=V1WR1UQ52UQ6+V1WR1UQ52UQ6/1.2	-BGS/R

Cable diagram

F09_002_VLU

Cable name -W1			cable type TPE					
remark			no. of conductors 4			cross-section 18		cable length 2
function text	Page / column	Target designation from	Connection point	conductor	Target designation to	Connection point	Page / column	function text
	&EFS=V1WR1UQ52KF1+V1WR1UQ52KF1	=V1WR1UQ52KF1+V1WR1UQ52-KF1	1		12-X4 -BGS/R	1	&EFS=V1WR1UQ52UQ6+V1WR1UQ52UQ6/1.4	
	&EFS=V1WR1UQ52KF1+V1WR1UQ52KF1	=V1WR1UQ52KF1+V1WR1UQ52-KF1	2		12-X4 -BGS/R	2	&EFS=V1WR1UQ52UQ6+V1WR1UQ52UQ6/1.4	
	&EFS=V1WR1UQ52KF1+V1WR1UQ52KF1	=V1WR1UQ52KF1+V1WR1UQ52-KF1	3		12-X4 -BGS/R	3	&EFS=V1WR1UQ52UQ6+V1WR1UQ52UQ6/1.4	
	&EFS=V1WR1UQ52KF1+V1WR1UQ52KF1	=V1WR1UQ52KF1+V1WR1UQ52-KF1	4		12-X4 -BGS/R	4	&EFS=V1WR1UQ52UQ6+V1WR1UQ52UQ6/1.4	

Cable diagram

F09_002_VLU

Cable name -W1			cable type TPE					
remark			no. of conductors 4			cross-section 18		cable length 3
function text	Page / column	Target designation from	Connection point	conductor	Target designation to	Connection point	Page / column	function text
	&EFS=V1WR1UQ52KF2+V1WR1UQ52KF2	=V1WR1UQ52KF2+V1WR1UQ52-KF2	1		11-X6 -BGS/R	1	&EFS=V1WR1UQ52UQ7+V1WR1UQ52UQ7/1.0	
	&EFS=V1WR1UQ52KF2+V1WR1UQ52KF2	=V1WR1UQ52KF2+V1WR1UQ52-KF2	2		11-X6 -BGS/R	2	&EFS=V1WR1UQ52UQ7+V1WR1UQ52UQ7/1.0	
	&EFS=V1WR1UQ52KF2+V1WR1UQ52KF2	=V1WR1UQ52KF2+V1WR1UQ52-KF2	3		11-X6 -BGS/R	3	&EFS=V1WR1UQ52UQ7+V1WR1UQ52UQ7/1.1	
	&EFS=V1WR1UQ52KF2+V1WR1UQ52KF2	=V1WR1UQ52KF2+V1WR1UQ52-KF2	4		11-X6 -BGS/R	4	&EFS=V1WR1UQ52UQ7+V1WR1UQ52UQ7/1.1	

Cable diagram

F09_002_VLU

Cable name -W1			cable type TPE					
remark			no. of conductors 4			cross-section 18		cable length 4
function text	Page / column	Target designation from	Connection point	conductor	Target designation to	Connection point	Page / column	function text
	&EFS=V1WR1UQ52KF1+V1WR1UQ52UQ7	=V1WR1UQ52UQ7.1+V1WR1UQ52-KF1	1	12-X5	-BGS/R	1	&EFS=V1WR1UQ52UQ7	=V1WR1UQ52UQ7.3+V1WR1UQ52UQ7/1.2
	&EFS=V1WR1UQ52KF1+V1WR1UQ52UQ7	=V1WR1UQ52UQ7.1+V1WR1UQ52-KF1	2	12-X5	-BGS/R	2	&EFS=V1WR1UQ52UQ7	=V1WR1UQ52UQ7.3+V1WR1UQ52UQ7/1.2
	&EFS=V1WR1UQ52KF1+V1WR1UQ52UQ7	=V1WR1UQ52UQ7.1+V1WR1UQ52-KF1	3	12-X5	-BGS/R	3	&EFS=V1WR1UQ52UQ7	=V1WR1UQ52UQ7.3+V1WR1UQ52UQ7/1.2
	&EFS=V1WR1UQ52KF1+V1WR1UQ52UQ7	=V1WR1UQ52UQ7.1+V1WR1UQ52-KF1	4	12-X5	-BGS/R	4	&EFS=V1WR1UQ52UQ7	=V1WR1UQ52UQ7.3+V1WR1UQ52UQ7/1.2

=V1WR1UQ52UQ7.1+.WR1UQ52UQ7.1/1

=V1WR1UQ52UQ7.3+.WR1UQ52UQ7.3/1

			Date	9/22/2022	Volvo Trucks North America	Valiant TMS	Cable diagram =V1WR1UQ52UQ7.2+V1WR1UQ52UQ7.2-W1	Drawing name: =2V03&EFS-EL	= V1WR1UQ52UQ7.2
			Ed.	MKLEPADLO					+ V1WR1UQ52UQ7.2
			Appr		P6700 Underbody Floor Skin - Cell 2V03			Document type: EMA	Project nr: 22-16151
Modification	Date	Name	Original		Replacement of	Replaced by	Scale 1:1		Page 1 / 1721

Cable diagram

F09_002_VLU

Cable name -W1			cable type TPE					
remark			no. of conductors 4			cross-section 18		cable length 4
function text	Page / column	Target designation from	Connection point	conductor	Target designation to	Connection point	Page / column	function text
	&EFS=V1WR1UQ52KF1+V1WR1UQ52UQ7	=V1WR1UQ52UQ7.2+V1WR1UQ52-KF1	1		12-X6 -BGS/R	1	&EFS=V1WR1UQ52UQ7+V1WR1UQ52UQ7/1.4	
	&EFS=V1WR1UQ52KF1+V1WR1UQ52UQ7	=V1WR1UQ52UQ7.2+V1WR1UQ52-KF1	2		12-X6 -BGS/R	2	&EFS=V1WR1UQ52UQ7+V1WR1UQ52UQ7/1.4	
	&EFS=V1WR1UQ52KF1+V1WR1UQ52UQ7	=V1WR1UQ52UQ7.2+V1WR1UQ52-KF1	3		12-X6 -BGS/R	3	&EFS=V1WR1UQ52UQ7+V1WR1UQ52UQ7/1.4	
	&EFS=V1WR1UQ52KF1+V1WR1UQ52UQ7	=V1WR1UQ52UQ7.2+V1WR1UQ52-KF1	4		12-X6 -BGS/R	4	&EFS=V1WR1UQ52UQ7+V1WR1UQ52UQ7/1.4	

=V1WR1UQ52UQ7.2+.WR1UQ52UQ7.2/1

=V1WR1UQ52UQ7.4+.WR1UQ52UQ7.4/1

			Date	9/22/2022	Volvo Trucks North America	Valiant TMS	Cable diagram =V1WR1UQ52UQ7.3+V1WR1UQ52UQ7.3-W1	Drawing name: =2V03&EFS-EL	= V1WR1UQ52UQ7.3
			Ed.	MKLEPADLO					+ V1WR1UQ52UQ7.3
			Appr		P6700 Underbody Floor Skin - Cell 2V03	Scale 1:1		Document type: EMA	Project nr: 22-16151 Page 1
Modification	Date	Name	Original		Replacement of / Replaced by				1721

Cable diagram

F09_002_VLU

Cable name -W1			cable type TPE					
remark			no. of conductors 4			cross-section 18		cable length 4
function text	Page / column	Target designation from	Connection point	conductor	Target designation to	Connection point	Page / column	function text
	&EFS=V1WR1UQ52KF2+V1WR1UQ52KF2	=V1WR1UQ52KF2+V1WR1UQ52-KF2	1		11-X7	1	-BGS/R	&EFS=V1WR1UQ52UQ7+V1WR1UQ52UQ7/1.5
	&EFS=V1WR1UQ52KF2+V1WR1UQ52KF2	=V1WR1UQ52KF2+V1WR1UQ52-KF2	2		11-X7	2	-BGS/R	&EFS=V1WR1UQ52UQ7+V1WR1UQ52UQ7/1.5
	&EFS=V1WR1UQ52KF2+V1WR1UQ52KF2	=V1WR1UQ52KF2+V1WR1UQ52-KF2	3		11-X7	3	-BGS/R	&EFS=V1WR1UQ52UQ7+V1WR1UQ52UQ7/1.5
	&EFS=V1WR1UQ52KF2+V1WR1UQ52KF2	=V1WR1UQ52KF2+V1WR1UQ52-KF2	4		11-X7	4	-BGS/R	&EFS=V1WR1UQ52UQ7+V1WR1UQ52UQ7/1.5

			Date	9/22/2022	Volvo Trucks North America	Valiant TMS	Cable diagram =V1WR1UQ52UQ7.4+V1WR1UQ52UQ7.4-W1	Drawing name: =2V03&EFS-EL	= V1WR1UQ52UQ7.4
			Ed.	MKLEPADLO					+ V1WR1UQ52UQ7.4
			Appr		P6700 Underbody Floor Skin - Cell 2V03			Document type: EMA	Project nr: 22-16151
Modification	Date	Name	Original		Replacement of / Replaced by	Scale 1:1			Page 1 / 1721

Cable diagram

F09_002_VLU

Cable name -W1					cable type TPE			
remark			no. of conductors 4			cross-section 18		cable length 3
function text	Page / column	Target designation from	Connection point	conductor	Target designation to	Connection point	Page / column	function text
	&EFS=V1WR1UQ52KF1+V1WR1UQ52UQ7	=V1WR1UQ52UQ7.4+V1WR1UQ52KF1	1		-BGS/R	1	&EFS=V1WR1UQ52UQ8+V1WR1UQ52UQ8/1.0	
	&EFS=V1WR1UQ52KF1+V1WR1UQ52UQ7	=V1WR1UQ52UQ7.4+V1WR1UQ52KF1	2		-BGS/R	2	&EFS=V1WR1UQ52UQ8+V1WR1UQ52UQ8/1.0	
	&EFS=V1WR1UQ52KF1+V1WR1UQ52UQ7	=V1WR1UQ52UQ7.4+V1WR1UQ52KF1	3		-BGS/R	3	&EFS=V1WR1UQ52UQ8+V1WR1UQ52UQ8/1.1	
	&EFS=V1WR1UQ52KF1+V1WR1UQ52UQ7	=V1WR1UQ52UQ7.4+V1WR1UQ52KF1	4		-BGS/R	4	&EFS=V1WR1UQ52UQ8+V1WR1UQ52UQ8/1.1	

=V1WR1UQ52UQ7.4+.WR1UQ52UQ7.4/1

=V1WR1UQ52UQ8.2+.WR1UQ52UQ8.2/1

			Date	9/22/2022	Volvo Trucks North America	Valiant TMS	Cable diagram =V1WR1UQ52UQ8.1+V1WR1UQ52UQ8.1-W1	Drawing name: =2V03&EFS-EL	= V1WR1UQ52UQ8.1	
			Ed.	MKLEPADLO					+ V1WR1UQ52UQ8.1	
			Appr		P6700 Underbody Floor Skin - Cell 2V03			Document type: EMA	Project nr: 22-16151	Page 1
Modification	Date	Name	Original		Replacement of / Replaced by	Scale 1:1				1721

Cable diagram

F09_002_VLU

Cable name -W1			cable type TPE					
remark			no. of conductors 4			cross-section 18		cable length 3
function text	Page / column	Target designation from	Connection point	conductor	Target designation to	Connection point	Page / column	function text
	&EFS=V1WR1UQ52KF2+V1WR1UQ52UQ8	=V1WR1UQ52UQ8.2+V1WR1UQ52-KF2	12-X1		-BGS/R	1	&EFS=V1WR1UQ52UQ8+V1WR1UQ52UQ8/1.2	
	&EFS=V1WR1UQ52KF2+V1WR1UQ52UQ8	=V1WR1UQ52UQ8.2+V1WR1UQ52-KF2	12-X1		-BGS/R	2	&EFS=V1WR1UQ52UQ8+V1WR1UQ52UQ8/1.2	
	&EFS=V1WR1UQ52KF2+V1WR1UQ52UQ8	=V1WR1UQ52UQ8.2+V1WR1UQ52-KF2	12-X1		-BGS/R	3	&EFS=V1WR1UQ52UQ8+V1WR1UQ52UQ8/1.2	
	&EFS=V1WR1UQ52KF2+V1WR1UQ52UQ8	=V1WR1UQ52UQ8.2+V1WR1UQ52-KF2	12-X1		-BGS/R	4	&EFS=V1WR1UQ52UQ8+V1WR1UQ52UQ8/1.2	

=V1WR1UQ52UQ8.1+.WR1UQ52UQ8.1/1

=V1WR1UQ52UQ9.1+.WR1UQ52UQ9.1/1

			Date	9/22/2022	Volvo Trucks North America	Valiant TMS	Cable diagram =V1WR1UQ52UQ8.2+V1WR1UQ52UQ8.2-W1	Drawing name: =2V03&EFS-EL	= V1WR1UQ52UQ8.2
			Ed.	MKLEPADLO					+ V1WR1UQ52UQ8.2
			Appr		P6700 Underbody Floor Skin - Cell 2V03	Scale 1:1		Document type: EMA	Project nr: 22-16151
Modification	Date	Name	Original		Replacement of	Replaced by			Page 1 / 1721

Cable diagram

F09_002_VLU

Cable name -W1			cable type TPE					
remark			no. of conductors 4			cross-section 18		cable length 2
function text	Page / column	Target designation from	Connection point	conductor	Target designation to	Connection point	Page / column	function text
	&EFS=V1WR1UQ52KF1+V1WR1UQ52UQ8	=V1WR1UQ52UQ8.2+V1WR1UQ52KF1	12-X8		-BGS/R	1	&EFS=V1WR1UQ52UQ9+V1WR1UQ52UQ9/1.0	
	&EFS=V1WR1UQ52KF1+V1WR1UQ52UQ8	=V1WR1UQ52UQ8.2+V1WR1UQ52KF1	12-X8		-BGS/R	2	&EFS=V1WR1UQ52UQ9+V1WR1UQ52UQ9/1.0	
	&EFS=V1WR1UQ52KF1+V1WR1UQ52UQ8	=V1WR1UQ52UQ8.2+V1WR1UQ52KF1	12-X8		-BGS/R	3	&EFS=V1WR1UQ52UQ9+V1WR1UQ52UQ9/1.1	
	&EFS=V1WR1UQ52KF1+V1WR1UQ52UQ8	=V1WR1UQ52UQ8.2+V1WR1UQ52KF1	12-X8		-BGS/R	4	&EFS=V1WR1UQ52UQ9+V1WR1UQ52UQ9/1.1	

Cable diagram

F09_002_VLU

Cable name -W1			cable type TPE					
remark			no. of conductors 4			cross-section 18		cable length 2
function text	Page / column	Target designation from	Connection point	conductor	Target designation to	Connection point	Page / column	function text
	&EFS=V1WR1UQ52KF2+V1WR1UQ52UQ9.2	=V1WR1UQ52UQ9.2+V1WR1UQ52-KF2	1		12-X2	1	&EFS=V1WR1UQ52UQ9+V1WR1UQ52UQ9/1.2	-BGS/R
	&EFS=V1WR1UQ52KF2+V1WR1UQ52UQ9.2	=V1WR1UQ52UQ9.2+V1WR1UQ52-KF2	2		12-X2	2	&EFS=V1WR1UQ52UQ9+V1WR1UQ52UQ9/1.2	-BGS/R
	&EFS=V1WR1UQ52KF2+V1WR1UQ52UQ9.2	=V1WR1UQ52UQ9.2+V1WR1UQ52-KF2	3		12-X2	3	&EFS=V1WR1UQ52UQ9+V1WR1UQ52UQ9/1.2	-BGS/R
	&EFS=V1WR1UQ52KF2+V1WR1UQ52UQ9.2	=V1WR1UQ52UQ9.2+V1WR1UQ52-KF2	4		12-X2	4	&EFS=V1WR1UQ52UQ9+V1WR1UQ52UQ9/1.2	-BGS/R

=V1WR1UQ52UQ9.1+.WR1UQ52UQ9.1/1

=V1WR1UQ52UQ10.1+.WR1UQ52UQ10.1/1

			Date	9/22/2022	Volvo Trucks North America	Valiant TMS	Cable diagram =V1WR1UQ52UQ9.2+V1WR1UQ52UQ9.2-W1	Drawing name: =2V03&EFS-EL	= V1WR1UQ52UQ9.2
			Ed.	MKLEPADLO					+ V1WR1UQ52UQ9.2
			Appr		P6700 Underbody Floor Skin - Cell 2V03	Scale 1:1		Document type: EMA	Project nr: 22-16151
Modification	Date	Name	Original		Replacement of / Replaced by				Page 1 / 1721

Cable diagram

F09_002_VLU

Cable name -W1			cable type TPE					
remark			no. of conductors 4			cross-section 18		cable length 3
function text	Page / column	Target designation from	Connection point	conductor	Target designation to	Connection point	Page / column	function text
	&EFS=V1WR1UQ52KF1+V1WR1UQ52UQ8F1	=V1WR1UQ52UQ8F1+V1WR1UQ52-KF1	1	13-X1	-BGS/R	1	&EFS=V1WR1UQ52UQ10+V1WR1UQ52UQ10/1.0	
	&EFS=V1WR1UQ52KF1+V1WR1UQ52UQ8F1	=V1WR1UQ52UQ8F1+V1WR1UQ52-KF1	2	13-X1	-BGS/R	2	&EFS=V1WR1UQ52UQ10+V1WR1UQ52UQ10/1.0	
	&EFS=V1WR1UQ52KF1+V1WR1UQ52UQ8F1	=V1WR1UQ52UQ8F1+V1WR1UQ52-KF1	3	13-X1	-BGS/R	3	&EFS=V1WR1UQ52UQ10+V1WR1UQ52UQ10/1.1	
	&EFS=V1WR1UQ52KF1+V1WR1UQ52UQ8F1	=V1WR1UQ52UQ8F1+V1WR1UQ52-KF1	4	13-X1	-BGS/R	4	&EFS=V1WR1UQ52UQ10+V1WR1UQ52UQ10/1.1	

=V1WR1UQ52UQ9.2+.WR1UQ52UQ9.2/1

=V1WR1UQ52UQ10.2+.WR1UQ52UQ10.2/1

			Date	9/22/2022	Volvo Trucks North America	Valiant TMS	Cable diagram =V1WR1UQ52UQ10.1+V1WR1UQ52UQ10.1-W1	Drawing name: =2V03&EFS-EL	= V1WR1UQ52UQ10.1
			Ed.	MKLEPADLO					+ V1WR1UQ52UQ10.1
			Appr		P6700 Underbody Floor Skin - Cell 2V03			Document type: EMA	Project nr: 22-16151
Modification	Date	Name	Original		Replacement of / Replaced by	Scale 1:1			Page 1 / 1721

Cable diagram

F09_002_VLU

Cable name -W1			cable type TPE					
remark			no. of conductors 4			cross-section 18		cable length 4
function text	Page / column	Target designation from	Connection point	conductor	Target designation to	Connection point	Page / column	function text
	&EFS=V1WR1UQ52KF2+V1WR1UQ52UQ10.2	=V1WR1UQ52UQ10.2+V1WR1UQ52-KF2	1	12-X3	-BGS/R	1	&EFS=V1WR1UQ52UQ10+V1WR1UQ52UQ10/1.2	
	&EFS=V1WR1UQ52KF2+V1WR1UQ52UQ10.2	=V1WR1UQ52UQ10.2+V1WR1UQ52-KF2	2	12-X3	-BGS/R	2	&EFS=V1WR1UQ52UQ10+V1WR1UQ52UQ10/1.2	
	&EFS=V1WR1UQ52KF2+V1WR1UQ52UQ10.2	=V1WR1UQ52UQ10.2+V1WR1UQ52-KF2	3	12-X3	-BGS/R	3	&EFS=V1WR1UQ52UQ10+V1WR1UQ52UQ10/1.2	
	&EFS=V1WR1UQ52KF2+V1WR1UQ52UQ10.2	=V1WR1UQ52UQ10.2+V1WR1UQ52-KF2	4	12-X3	-BGS/R	4	&EFS=V1WR1UQ52UQ10+V1WR1UQ52UQ10/1.2	

Cable diagram

F09_002_VLU

Cable name -W1			cable type TPE					
remark			no. of conductors 4			cross-section 18		cable length 3
function text	Page / column	Target designation from	Connection point	conductor	Target designation to	Connection point	Page / column	function text
	&EFS=V1WR1UQ52KF1+V1WR1UQ52KF1	=V1WR1UQ52KF1+V1WR1UQ52-KF1	1		13-X2	1	-BGS/R	&EFS=V1WR1UQ52UQ11+V1WR1UQ52UQ11/1.0
	&EFS=V1WR1UQ52KF1+V1WR1UQ52KF1	=V1WR1UQ52KF1+V1WR1UQ52-KF1	2		13-X2	2	-BGS/R	&EFS=V1WR1UQ52UQ11+V1WR1UQ52UQ11/1.0
	&EFS=V1WR1UQ52KF1+V1WR1UQ52KF1	=V1WR1UQ52KF1+V1WR1UQ52-KF1	3		13-X2	3	-BGS/R	&EFS=V1WR1UQ52UQ11+V1WR1UQ52UQ11/1.1
	&EFS=V1WR1UQ52KF1+V1WR1UQ52KF1	=V1WR1UQ52KF1+V1WR1UQ52-KF1	4		13-X2	4	-BGS/R	&EFS=V1WR1UQ52UQ11+V1WR1UQ52UQ11/1.1

			Date	9/22/2022	Volvo Trucks North America	Valiant TMS	Cable diagram =V1WR1UQ52UQ11.1+V1WR1UQ52UQ11.1-W1	Drawing name: =2V03&EFS-EL	= V1WR1UQ52UQ11.1
			Ed.	MKLEPADLO					+ V1WR1UQ52UQ11.1
			Appr		P6700 Underbody Floor Skin - Cell 2V03			Document type: EMA	Project nr: 22-16151
Modification	Date	Name	Original		Replacement of / Replaced by	Scale 1:1			Page 1 / 1721

Cable diagram

F09_002_VLU

Cable name -W1			cable type TPE					
remark			no. of conductors 4			cross-section 18		cable length 3
function text	Page / column	Target designation from	Connection point	conductor	Target designation to	Connection point	Page / column	function text
	&EFS=V1WR1UQ52KF2+V1WR1UQ52KF2	=V1WR1UQ52KF2+V1WR1UQ52KF2	1		-BGS/R	1	&EFS=V1WR1UQ52UQ11+V1WR1UQ52UQ11/1.2	
	&EFS=V1WR1UQ52KF2+V1WR1UQ52KF2	=V1WR1UQ52KF2+V1WR1UQ52KF2	2		-BGS/R	2	&EFS=V1WR1UQ52UQ11+V1WR1UQ52UQ11/1.2	
	&EFS=V1WR1UQ52KF2+V1WR1UQ52KF2	=V1WR1UQ52KF2+V1WR1UQ52KF2	3		-BGS/R	3	&EFS=V1WR1UQ52UQ11+V1WR1UQ52UQ11/1.2	
	&EFS=V1WR1UQ52KF2+V1WR1UQ52KF2	=V1WR1UQ52KF2+V1WR1UQ52KF2	4		-BGS/R	4	&EFS=V1WR1UQ52UQ11+V1WR1UQ52UQ11/1.2	

Cable diagram

F09_002_VLU

Cable name -W1			cable type TPE					
remark			no. of conductors 4			cross-section 18		cable length 3
function text	Page / column	Target designation from	Connection point	conductor	Target designation to	Connection point	Page / column	function text
	&EFS=V1WR1UQ52KF2+V1WR1UQ52KF2	=V1WR1UQ52KF2+V1WR1UQ52KF2+V1WR1UQ52-KF2	1	12-X5	-BGS/R	1	&EFS=V1WR1UQ52UQ11+V1WR1UQ52UQ11/1.4	
	&EFS=V1WR1UQ52KF2+V1WR1UQ52KF2	=V1WR1UQ52KF2+V1WR1UQ52KF2+V1WR1UQ52-KF2	2	12-X5	-BGS/R	2	&EFS=V1WR1UQ52UQ11+V1WR1UQ52UQ11/1.4	
	&EFS=V1WR1UQ52KF2+V1WR1UQ52KF2	=V1WR1UQ52KF2+V1WR1UQ52KF2+V1WR1UQ52-KF2	3	12-X5	-BGS/R	3	&EFS=V1WR1UQ52UQ11+V1WR1UQ52UQ11/1.4	
	&EFS=V1WR1UQ52KF2+V1WR1UQ52KF2	=V1WR1UQ52KF2+V1WR1UQ52KF2+V1WR1UQ52-KF2	4	12-X5	-BGS/R	4	&EFS=V1WR1UQ52UQ11+V1WR1UQ52UQ11/1.4	

Cable diagram

F09_002_VLU

Cable name -W1			cable type TPE					
remark			no. of conductors 4			cross-section 18		cable length 3
function text	Page / column	Target designation from	Connection point	conductor	Target designation to	Connection point	Page / column	function text
	&EFS=V1WR1UQ52KF2+V1WR1UQ52KF2	=V1WR1UQ52KF2+V1WR1UQ52KF2	1		-BGS/R	1	&EFS=V1WR1UQ52UQ12+V1WR1UQ52UQ12/1.0	
	&EFS=V1WR1UQ52KF2+V1WR1UQ52KF2	=V1WR1UQ52KF2+V1WR1UQ52KF2	2		-BGS/R	2	&EFS=V1WR1UQ52UQ12+V1WR1UQ52UQ12/1.0	
	&EFS=V1WR1UQ52KF2+V1WR1UQ52KF2	=V1WR1UQ52KF2+V1WR1UQ52KF2	3		-BGS/R	3	&EFS=V1WR1UQ52UQ12+V1WR1UQ52UQ12/1.1	
	&EFS=V1WR1UQ52KF2+V1WR1UQ52KF2	=V1WR1UQ52KF2+V1WR1UQ52KF2	4		-BGS/R	4	&EFS=V1WR1UQ52UQ12+V1WR1UQ52UQ12/1.1	

Cable diagram

F09_002_VLU

Cable name -W1			cable type TPE					
remark			no. of conductors 4			cross-section 18		cable length 3
function text	Page / column	Target designation from	Connection point	conductor	Target designation to	Connection point	Page / column	function text
	&EFS=V1WR1UQ52KF1+V1WR1UQ52UQ13	=V1WR1UQ52UQ13.1+V1WR1UQ52-KF1	1	13-X3	-BGS/R	1	&EFS=V1WR1UQ52UQ13+V1WR1UQ52UQ13/1.0	
	&EFS=V1WR1UQ52KF1+V1WR1UQ52UQ13	=V1WR1UQ52UQ13.1+V1WR1UQ52-KF1	2	13-X3	-BGS/R	2	&EFS=V1WR1UQ52UQ13+V1WR1UQ52UQ13/1.0	
	&EFS=V1WR1UQ52KF1+V1WR1UQ52UQ13	=V1WR1UQ52UQ13.1+V1WR1UQ52-KF1	3	13-X3	-BGS/R	3	&EFS=V1WR1UQ52UQ13+V1WR1UQ52UQ13/1.1	
	&EFS=V1WR1UQ52KF1+V1WR1UQ52UQ13	=V1WR1UQ52UQ13.1+V1WR1UQ52-KF1	4	13-X3	-BGS/R	4	&EFS=V1WR1UQ52UQ13+V1WR1UQ52UQ13/1.1	

Cable diagram

F09_002_VLU

Cable name -W1			cable type TPE					
remark			no. of conductors 4			cross-section 18		cable length 4
function text	Page / column	Target designation from	Connection point	conductor	Target designation to	Connection point	Page / column	function text
	&EFS=V1WR1UQ52KF1+V1WR1UQ52UQ13+V1WR1UQ52-KF1	=V1WR1UQ52UQ13+V1WR1UQ52-KF1	1		13-X4	1	-BGS/R	&EFS=V1WR1UQ52UQ13+V1WR1UQ52UQ13/1.2
	&EFS=V1WR1UQ52KF1+V1WR1UQ52UQ13+V1WR1UQ52-KF1	=V1WR1UQ52UQ13+V1WR1UQ52-KF1	2		13-X4	2	-BGS/R	&EFS=V1WR1UQ52UQ13+V1WR1UQ52UQ13/1.2
	&EFS=V1WR1UQ52KF1+V1WR1UQ52UQ13+V1WR1UQ52-KF1	=V1WR1UQ52UQ13+V1WR1UQ52-KF1	3		13-X4	3	-BGS/R	&EFS=V1WR1UQ52UQ13+V1WR1UQ52UQ13/1.2
	&EFS=V1WR1UQ52KF1+V1WR1UQ52UQ13+V1WR1UQ52-KF1	=V1WR1UQ52UQ13+V1WR1UQ52-KF1	4		13-X4	4	-BGS/R	&EFS=V1WR1UQ52UQ13+V1WR1UQ52UQ13/1.2

=V1WR1UQ52UQ13.1+.WR1UQ52UQ13.1/1

=V1WR1UQ52UQ14.1+.WR1UQ52UQ14.1/1

Cable diagram

F09_002_VLU

Cable name -W1			cable type TPE					
remark			no. of conductors 4			cross-section 18		cable length 3
function text	Page / column	Target designation from	Connection point	conductor	Target designation to	Connection point	Page / column	function text
	&EFS=V1WR1UQ52KF1+V1WR1UQ52UQ13	=V1WR1UQ52UQ13+V1WR1UQ52-KF1	1		13-X5		-BGS/R	1	&EFS=V1WR1UQ52UQ14+V1WR1UQ52UQ14/1.0
	&EFS=V1WR1UQ52KF1+V1WR1UQ52UQ13	=V1WR1UQ52UQ13+V1WR1UQ52-KF1	2		13-X5		-BGS/R	2	&EFS=V1WR1UQ52UQ14+V1WR1UQ52UQ14/1.0
	&EFS=V1WR1UQ52KF1+V1WR1UQ52UQ13	=V1WR1UQ52UQ13+V1WR1UQ52-KF1	3		13-X5		-BGS/R	3	&EFS=V1WR1UQ52UQ14+V1WR1UQ52UQ14/1.1
	&EFS=V1WR1UQ52KF1+V1WR1UQ52UQ13	=V1WR1UQ52UQ13+V1WR1UQ52-KF1	4		13-X5		-BGS/R	4	&EFS=V1WR1UQ52UQ14+V1WR1UQ52UQ14/1.1

=V1WR1UQ52UQ13.2+.WR1UQ52UQ13.2/1

=V1WR1UQ52UQ14.2+.WR1UQ52UQ14.2/1

			Date	9/22/2022	Volvo Trucks North America	Valiant TMS	Cable diagram =V1WR1UQ52UQ14.1+V1WR1UQ52UQ14.1-W1	Drawing name: =2V03&EFS-EL	= V1WR1UQ52UQ14.1
			Ed.	MKLEPADLO					+ V1WR1UQ52UQ14.1
			Appr		P6700 Underbody Floor Skin - Cell 2V03			Document type: EMA	Project nr: 22-16151 Page 1
Modification	Date	Name	Original		Replacement of / Replaced by	Scale 1:1			1721

Cable diagram

F09_002_VLU

Cable name -W1			cable type TPE					
remark			no. of conductors 4			cross-section 18		cable length 4
function text	Page / column	Target designation from	Connection point	conductor	Target designation to	Connection point	Page / column	function text
	&EFS=V1WR1UQ52KF2+V1WR1UQ52KF2	=V1WR1UQ52KF2+V1WR1UQ52-KF2	1	12-X7	-BGS/R	1	&EFS=V1WR1UQ52UQ14+V1WR1UQ52UQ14/1.2	
	&EFS=V1WR1UQ52KF2+V1WR1UQ52KF2	=V1WR1UQ52KF2+V1WR1UQ52-KF2	2	12-X7	-BGS/R	2	&EFS=V1WR1UQ52UQ14+V1WR1UQ52UQ14/1.2	
	&EFS=V1WR1UQ52KF2+V1WR1UQ52KF2	=V1WR1UQ52KF2+V1WR1UQ52-KF2	3	12-X7	-BGS/R	3	&EFS=V1WR1UQ52UQ14+V1WR1UQ52UQ14/1.2	
	&EFS=V1WR1UQ52KF2+V1WR1UQ52KF2	=V1WR1UQ52KF2+V1WR1UQ52-KF2	4	12-X7	-BGS/R	4	&EFS=V1WR1UQ52UQ14+V1WR1UQ52UQ14/1.2	

Cable diagram

F09_002_VLU

Cable name -W1			cable type TPE					
remark			no. of conductors 4			cross-section 18		cable length 2
function text	Page / column	Target designation from	Connection point	conductor	Target designation to	Connection point	Page / column	function text
	&EFS=V1WR1UQ52KF1+V1WR1UQ52KF1	=V1WR1UQ52KF1+V1WR1UQ52-KF1	1	13-X6	-BGS/R	1	&EFS=V1WR1UQ52UQ15+V1WR1UQ52UQ15/1.0	
	&EFS=V1WR1UQ52KF1+V1WR1UQ52KF1	=V1WR1UQ52KF1+V1WR1UQ52-KF1	2	13-X6	-BGS/R	2	&EFS=V1WR1UQ52UQ15+V1WR1UQ52UQ15/1.0	
	&EFS=V1WR1UQ52KF1+V1WR1UQ52KF1	=V1WR1UQ52KF1+V1WR1UQ52-KF1	3	13-X6	-BGS/R	3	&EFS=V1WR1UQ52UQ15+V1WR1UQ52UQ15/1.1	
	&EFS=V1WR1UQ52KF1+V1WR1UQ52KF1	=V1WR1UQ52KF1+V1WR1UQ52-KF1	4	13-X6	-BGS/R	4	&EFS=V1WR1UQ52UQ15+V1WR1UQ52UQ15/1.1	

=V1WR1UQ52UQ14.2+.WR1UQ52UQ14.2/1

=V1WR1UQ52UQ16.1+.WR1UQ52UQ16.1/1

			Date	9/22/2022	Volvo Trucks North America	Valiant TMS	Cable diagram =V1WR1UQ52UQ15.1+V1WR1UQ52UQ15.1-W1	Drawing name: =2V03&EFS-EL	= V1WR1UQ52UQ15.1
			Ed.	MKLEPADLO					+ V1WR1UQ52UQ15.1
			Appr		P6700 Underbody Floor Skin - Cell 2V03	Scale 1:1		Document type: EMA	Project nr: 22-16151
Modification	Date	Name	Original		Replacement of / Replaced by				Page 1 / 1721

Cable diagram

F09_002_VLU

Cable name -W1			cable type TPE					
remark			no. of conductors 4			cross-section 18		cable length 4
function text	Page / column	Target designation from	Connection point	conductor	Target designation to	Connection point	Page / column	function text
	&EFS=V1WR1UQ52KF1+V1WR1UQ52KF1	=V1WR1UQ52KF1+V1WR1UQ52-KF1	1		13-X7 -XGR/S	P1:1	&EFS=V1WR1UQ52UQ16+V1WR1UQ52UQ16/1.1	
	&EFS=V1WR1UQ52KF1+V1WR1UQ52KF1	=V1WR1UQ52KF1+V1WR1UQ52-KF1	2		13-X7 -XGR/S	P1:2	&EFS=V1WR1UQ52UQ16+V1WR1UQ52UQ16/1.1	
	&EFS=V1WR1UQ52KF1+V1WR1UQ52KF1	=V1WR1UQ52KF1+V1WR1UQ52-KF1	3		13-X7 -XGR/S	P1:3	&EFS=V1WR1UQ52UQ16+V1WR1UQ52UQ16/1.1	
	&EFS=V1WR1UQ52KF1+V1WR1UQ52KF1	=V1WR1UQ52KF1+V1WR1UQ52-KF1	4		13-X7 -XGR/S	P1:4	&EFS=V1WR1UQ52UQ16+V1WR1UQ52UQ16/1.1	

			Date	9/22/2022	Volvo Trucks North America	Valiant TMS	Cable diagram =V1WR1UQ52UQ16.1+V1WR1UQ52UQ16.1-W1	Drawing name: =2V03&EFS-EL	= V1WR1UQ52UQ16.1 + V1WR1UQ52UQ16.1
			Ed.	MKLEPADLO					
			Appr		P6700 Underbody Floor Skin - Cell 2V03			Document type: EMA	Project nr: 22-16151
Modification	Date	Name	Original		Replacement of / Replaced by	Scale 1:1			Page 1 / 1721

Cable diagram

F09_002_VLU

Cable name -W1.1			cable type TPE					
remark			no. of conductors 4			cross-section 18		cable length
function text	Page / column	Target designation from	Connection point	conductor	Target designation to	Connection point	Page / column	function text
	&EFS=V1WR1UQ52UQ16+V1WR1UQ52UQ16/1.1	-BGR	1		-XGR/S	J1:1	&EFS=V1WR1UQ52UQ16+V1WR1UQ52UQ16/1.1	
	&EFS=V1WR1UQ52UQ16+V1WR1UQ52UQ16/1.1	-BGR	4		-XGR/S	J1:4	&EFS=V1WR1UQ52UQ16+V1WR1UQ52UQ16/1.1	
	&EFS=V1WR1UQ52UQ16+V1WR1UQ52UQ16/1.1	-BGR	3		-XGR/S	J1:3	&EFS=V1WR1UQ52UQ16+V1WR1UQ52UQ16/1.1	

1 3

			Date	9/22/2022	Volvo Trucks North America	Valiant TMS	Cable diagram =V1WR1UQ52UQ16.1+V1WR1UQ52UQ16.1-W1.1	Drawing name: =2V03&EFS-EL	= V1WR1UQ52UQ16.1
			Ed.	MKLEPADLO					+ V1WR1UQ52UQ16.1
			Appr		P6700 Underbody Floor Skin - Cell 2V03			Document type: EMA	Project nr: 22-16151
Modification	Date	Name	Original		Replacement of / Replaced by	Scale 1:1			Page 2 / 1721

Cable diagram

F09_002_VLU

Cable name -W1.2			cable type TPE					
remark			no. of conductors 4			cross-section 18		cable length
function text	Page / column	Target designation from	Connection point	conductor	Target designation to	Connection point	Page / column	function text
	&EFS=V1WR1UQ52UQ16+BGS	V1WR1UQ52UQ16/1.2	1		-XGR/S	J2:1	&EFS=V1WR1UQ52UQ16+V1WR1UQ52UQ16/1.2	
	&EFS=V1WR1UQ52UQ16+BGS	V1WR1UQ52UQ16/1.2	4		-XGR/S	J2:4	&EFS=V1WR1UQ52UQ16+V1WR1UQ52UQ16/1.2	
	&EFS=V1WR1UQ52UQ16+BGS	V1WR1UQ52UQ16/1.2	3		-XGR/S	J2:3	&EFS=V1WR1UQ52UQ16+V1WR1UQ52UQ16/1.2	

=V1WR1UQ52UQ17.1+.WR1UQ52UQ17.1/1

			Date	9/22/2022	Volvo Trucks North America		Valiant TMS	Cable diagram =V1WR1UQ52UQ16.1+V1WR1UQ52UQ16.1-W1.2	Drawing name: =2V03&EFS-EL	= V1WR1UQ52UQ16.1	
			Ed.	MKLEPADLO						+ V1WR1UQ52UQ16.1	
			Appr		P6700 Underbody Floor Skin - Cell 2V03				Document type: EMA	Project nr: 22-16151	Page 3
Modification	Date	Name	Original		Replacement of	Replaced by	Scale 1:1				1721

Cable diagram

F09_002_VLU

Cable name -W1			cable type TPE					
remark			no. of conductors 4			cross-section 18		cable length 3
function text	Page / column	Target designation from	Connection point	conductor	Target designation to	Connection point	Page / column	function text
	&EFS=V1WR1UQ52KF1+V1WR1UQ52KF1	=V1WR1UQ52KF1+V1WR1UQ52-KF1	1	13-X8	-BGS/R	1	&EFS=V1WR1UQ52UQ17+V1WR1UQ52UQ17/1.0	
	&EFS=V1WR1UQ52KF1+V1WR1UQ52KF1	=V1WR1UQ52KF1+V1WR1UQ52-KF1	2	13-X8	-BGS/R	2	&EFS=V1WR1UQ52UQ17+V1WR1UQ52UQ17/1.0	
	&EFS=V1WR1UQ52KF1+V1WR1UQ52KF1	=V1WR1UQ52KF1+V1WR1UQ52-KF1	3	13-X8	-BGS/R	3	&EFS=V1WR1UQ52UQ17+V1WR1UQ52UQ17/1.1	
	&EFS=V1WR1UQ52KF1+V1WR1UQ52KF1	=V1WR1UQ52KF1+V1WR1UQ52-KF1	4	13-X8	-BGS/R	4	&EFS=V1WR1UQ52UQ17+V1WR1UQ52UQ17/1.1	

Cable diagram

F09_002_VLU

Cable name -W1			cable type TPE					
remark			no. of conductors 4			cross-section 18		cable length 4
function text	Page / column	Target designation from	Connection point	conductor	Target designation to	Connection point	Page / column	function text
	&EFS=V1WR1UQ52KF2+V1WR1UQ52KF2	=V1WR1UQ52KF2+V1WR1UQ52-KF2	1	12-X8	-BGS/R	1	&EFS=V1WR1UQ52UQ17+V1WR1UQ52UQ17/1.2	
	&EFS=V1WR1UQ52KF2+V1WR1UQ52KF2	=V1WR1UQ52KF2+V1WR1UQ52-KF2	2	12-X8	-BGS/R	2	&EFS=V1WR1UQ52UQ17+V1WR1UQ52UQ17/1.2	
	&EFS=V1WR1UQ52KF2+V1WR1UQ52KF2	=V1WR1UQ52KF2+V1WR1UQ52-KF2	3	12-X8	-BGS/R	3	&EFS=V1WR1UQ52UQ17+V1WR1UQ52UQ17/1.2	
	&EFS=V1WR1UQ52KF2+V1WR1UQ52KF2	=V1WR1UQ52KF2+V1WR1UQ52-KF2	4	12-X8	-BGS/R	4	&EFS=V1WR1UQ52UQ17+V1WR1UQ52UQ17/1.2	

Cable diagram

F09_002_VLU

Cable name -W1			cable type TPE					
remark			no. of conductors 4			cross-section 18		cable length 3
function text	Page / column	Target designation from	Connection point	conductor	Target designation to	Connection point	Page / column	function text
	&EFS=V1WR1UQ52KF1+V1WR1UQ52KF1	=V1WR1UQ52KF1+V1WR1UQ52-KF1	1		14-X1	-BGS/R	1	&EFS=V1WR1UQ52UQ18+V1WR1UQ52UQ18/1.0
	&EFS=V1WR1UQ52KF1+V1WR1UQ52KF1	=V1WR1UQ52KF1+V1WR1UQ52-KF1	2		14-X1	-BGS/R	2	&EFS=V1WR1UQ52UQ18+V1WR1UQ52UQ18/1.0
	&EFS=V1WR1UQ52KF1+V1WR1UQ52KF1	=V1WR1UQ52KF1+V1WR1UQ52-KF1	3		14-X1	-BGS/R	3	&EFS=V1WR1UQ52UQ18+V1WR1UQ52UQ18/1.1
	&EFS=V1WR1UQ52KF1+V1WR1UQ52KF1	=V1WR1UQ52KF1+V1WR1UQ52-KF1	4		14-X1	-BGS/R	4	&EFS=V1WR1UQ52UQ18+V1WR1UQ52UQ18/1.1

=V1WR1UQ52UQ17.2+.WR1UQ52UQ17.2/1

=V1WR1UQ52UQ18.2+.WR1UQ52UQ18.2/1

			Date	9/22/2022	Volvo Trucks North America	Valiant TMS	Cable diagram =V1WR1UQ52UQ18.1+V1WR1UQ52UQ18.1-W1	Drawing name: =2V03&EFS-EL	= V1WR1UQ52UQ18.1
			Ed.	MKLEPADLO					+ V1WR1UQ52UQ18.1
			Appr		P6700 Underbody Floor Skin - Cell 2V03			Document type: EMA	Project nr: 22-16151 Page 1
Modification	Date	Name	Original		Replacement of / Replaced by	Scale 1:1			1721

Cable diagram

F09_002_VLU

Cable name -W1			cable type TPE					
remark			no. of conductors 4			cross-section 18		cable length 4
function text	Page / column	Target designation from	Connection point	conductor	Target designation to	Connection point	Page / column	function text
	&EFS=V1WR1UQ52KF2+V1WR1UQ52UQ18	=V1WR1UQ52KF2+V1WR1UQ52-KF2	1		13-X1	1	-BGS/R	&EFS=V1WR1UQ52UQ18+V1WR1UQ52UQ18/1.2
	&EFS=V1WR1UQ52KF2+V1WR1UQ52UQ18	=V1WR1UQ52KF2+V1WR1UQ52-KF2	2		13-X1	2	-BGS/R	&EFS=V1WR1UQ52UQ18+V1WR1UQ52UQ18/1.2
	&EFS=V1WR1UQ52KF2+V1WR1UQ52UQ18	=V1WR1UQ52KF2+V1WR1UQ52-KF2	3		13-X1	3	-BGS/R	&EFS=V1WR1UQ52UQ18+V1WR1UQ52UQ18/1.2
	&EFS=V1WR1UQ52KF2+V1WR1UQ52UQ18	=V1WR1UQ52KF2+V1WR1UQ52-KF2	4		13-X1	4	-BGS/R	&EFS=V1WR1UQ52UQ18+V1WR1UQ52UQ18/1.2

Cable diagram

F09_002_VLU

Cable name -W1			cable type TPE					
remark			no. of conductors 4			cross-section 18		cable length 3
function text	Page / column	Target designation from	Connection point	conductor	Target designation to	Connection point	Page / column	function text
	&EFS=V1WR1UQ52KF2+V1WR1UQ52KF2	=V1WR1UQ52KF2+V1WR1UQ52KF2	1		-BGS/R	1	&EFS=V1WR1UQ52UQ19+V1WR1UQ52UQ19/1.0	
	&EFS=V1WR1UQ52KF2+V1WR1UQ52KF2	=V1WR1UQ52KF2+V1WR1UQ52KF2	2		-BGS/R	2	&EFS=V1WR1UQ52UQ19+V1WR1UQ52UQ19/1.0	
	&EFS=V1WR1UQ52KF2+V1WR1UQ52KF2	=V1WR1UQ52KF2+V1WR1UQ52KF2	3		-BGS/R	3	&EFS=V1WR1UQ52UQ19+V1WR1UQ52UQ19/1.1	
	&EFS=V1WR1UQ52KF2+V1WR1UQ52KF2	=V1WR1UQ52KF2+V1WR1UQ52KF2	4		-BGS/R	4	&EFS=V1WR1UQ52UQ19+V1WR1UQ52UQ19/1.1	

Cable diagram

F09_002_VLU

Cable name -W1			cable type TPE					
remark			no. of conductors 4			cross-section 18		cable length 4
function text	Page / column	Target designation from	Connection point	conductor	Target designation to	Connection point	Page / column	function text
	&EFS=V1WR1UQ52KF2+V1WR1UQ52KF2	=V1WR1UQ52KF2+V1WR1UQ52KF2	1		-BGS/R	1	&EFS=V1WR1UQ52UQ19+V1WR1UQ52UQ19/1.2	
	&EFS=V1WR1UQ52KF2+V1WR1UQ52KF2	=V1WR1UQ52KF2+V1WR1UQ52KF2	2		-BGS/R	2	&EFS=V1WR1UQ52UQ19+V1WR1UQ52UQ19/1.2	
	&EFS=V1WR1UQ52KF2+V1WR1UQ52KF2	=V1WR1UQ52KF2+V1WR1UQ52KF2	3		-BGS/R	3	&EFS=V1WR1UQ52UQ19+V1WR1UQ52UQ19/1.2	
	&EFS=V1WR1UQ52KF2+V1WR1UQ52KF2	=V1WR1UQ52KF2+V1WR1UQ52KF2	4		-BGS/R	4	&EFS=V1WR1UQ52UQ19+V1WR1UQ52UQ19/1.2	

Cable diagram

F09_002_VLU

Cable name -W1			cable type TPE					
remark			no. of conductors 4			cross-section 18		cable length 4
function text	Page / column	Target designation from	Connection point	conductor	Target designation to	Connection point	Page / column	function text
	&EFS=V1WR1UQ52KF2+V1WR1UQ52KF2	=V1WR1UQ52KF2+V1WR1UQ52KF2	1		-BGS/R	1	&EFS=V1WR1UQ52UQ19+V1WR1UQ52UQ19/1.4	
	&EFS=V1WR1UQ52KF2+V1WR1UQ52KF2	=V1WR1UQ52KF2+V1WR1UQ52KF2	2		-BGS/R	2	&EFS=V1WR1UQ52UQ19+V1WR1UQ52UQ19/1.4	
	&EFS=V1WR1UQ52KF2+V1WR1UQ52KF2	=V1WR1UQ52KF2+V1WR1UQ52KF2	3		-BGS/R	3	&EFS=V1WR1UQ52UQ19+V1WR1UQ52UQ19/1.4	
	&EFS=V1WR1UQ52KF2+V1WR1UQ52KF2	=V1WR1UQ52KF2+V1WR1UQ52KF2	4		-BGS/R	4	&EFS=V1WR1UQ52UQ19+V1WR1UQ52UQ19/1.4	

=V1WR1UQ52UQ19.2+.WR1UQ52UQ19.2/1

=V1WR1UQ52UQ20.1+.WR1UQ52UQ20.1/1

			Date	9/22/2022	Volvo Trucks North America	Valiant TMS	Cable diagram	Drawing name:	= V1WR1UQ52UQ19.3	
			Ed.	MKLEPADLO			=V1WR1UQ52UQ19.3+V1WR1UQ52UQ19.3-W1	=2V03&EFS-EL	+ V1WR1UQ52UQ19.3	
			Appr		P6700 Underbody Floor Skin - Cell 2V03			Document type:	Project nr:	Page 1
Modification	Date	Name	Original		Replacement of / Replaced by	Scale 1:1		EMA	22-16151	1721

Cable diagram

F09_002_VLU

Cable name -W1			cable type TPE					
remark			no. of conductors 4			cross-section 18		cable length 4
function text	Page / column	Target designation from	Connection point	conductor	Target designation to	Connection point	Page / column	function text
	&EFS=V1WR1UQ52KF2+V1WR1UQ52KF2	=V1WR1UQ52KF2+V1WR1UQ52-KF2	1		11-X8 -BGS/R	1	&EFS=V1WR1UQ52UQ20+V1WR1UQ52UQ20/1.0	
	&EFS=V1WR1UQ52KF2+V1WR1UQ52KF2	=V1WR1UQ52KF2+V1WR1UQ52-KF2	2		11-X8 -BGS/R	2	&EFS=V1WR1UQ52UQ20+V1WR1UQ52UQ20/1.0	
	&EFS=V1WR1UQ52KF2+V1WR1UQ52KF2	=V1WR1UQ52KF2+V1WR1UQ52-KF2	3		11-X8 -BGS/R	3	&EFS=V1WR1UQ52UQ20+V1WR1UQ52UQ20/1.1	
	&EFS=V1WR1UQ52KF2+V1WR1UQ52KF2	=V1WR1UQ52KF2+V1WR1UQ52-KF2	4		11-X8 -BGS/R	4	&EFS=V1WR1UQ52UQ20+V1WR1UQ52UQ20/1.1	

Cable diagram

F09_002_VLU

Cable name -W1			cable type TPU					
remark			no. of conductors 5			cross-section 16		cable length
function text	Page / column	Target designation from	Connection point	conductor	Target designation to	Connection point	Page / column	function text
	&EFS/1.4	=V1WC4+UC46-XD52	1		-XG52	P1:1	&EFS/1.4	
	&EFS/1.4	=V1WC4+UC46-XD52	2		-XG52	P1:2	&EFS/1.4	
	&EFS/1.5	=V1WC4+UC46-XD52	4		-XG52	P1:4	&EFS/1.5	
	&EFS/1.5	=V1WC4+UC46-XD52	5		-XG52	P1:5	&EFS/1.5	
	&EFS/1.5	=V1WC4+UC46-XD52	3		-XG52	P1:3	&EFS/1.5	

Cable diagram

F09_002_VLU

Cable name -KF100.11-P11			cable type PROFINET Cable					
remark			no. of conductors 4			cross-section 22		cable length
function text	Page / column	Target designation from	Connection point	conductor	Target designation to	Connection point	Page / column	function text
	&EFS=V1KF1+.UC11/2.5	=V1KF1+UC11-KF100.11-P11			-X150	P1	&EFS/1.6	

			Date	9/22/2022	Volvo Trucks North America	Valiant TMS	Cable diagram =V1WR1WC1+V1WR1UC01-KF100.11-P11	Drawing name: =2V03&EFS-EL	= V1WR1WC1 + V1WR1UC01
			Ed.	MKLEPADLO					
			Appr		P6700 Underbody Floor Skin - Cell 2V03			Document type: EMA	Project nr: 22-16151 Page 1
Modification	Date	Name	Original		Replacement of / Replaced by	Scale 1:1			1721

Cable diagram

F09_002_VLU

Cable name -W1			cable type TC-ER					
remark			no. of conductors 4			cross-section 2		cable length 25
function text	Page / column	Target designation from	Connection point	conductor	Target designation to	Connection point	Page / column	function text
	&EFS=V1WC2+.UC11/11.1	=V1WR1+UC11-FC1	4		-Q1	3	&EFS/1.3	
	&EFS=V1WC2+.UC11/11.1	=V1WR1+UC11-FC1	6		-Q1	5	&EFS/1.3	
Power Distribution =V1WR1	&EFS=V1WC2+.UC11/11.2		PE		-PE		&EFS/1.4	

			Date	9/22/2022	Volvo Trucks North America	Valiant TMS	Cable diagram =V1WR1WC1+V1WR1UC01-W1	Drawing name: =2V03&EFS-EL	= V1WR1WC1 + V1WR1UC01
			Ed.	MKLEPADLO	P6700 Underbody Floor Skin - Cell 2V03				
			Appr			Scale 1:1		Document type: EMA	Project nr: 22-16151
Modification	Date	Name	Original		Replacement of / Replaced by				Page 2 / 1721

Cable diagram

F09_002_VLU

Cable name -KF100.14-P6			cable type PROFINET Cable					
remark			no. of conductors 4			cross-section 22		cable length
function text	Page / column	Target designation from	Connection point	conductor	Target designation to	Connection point	Page / column	function text
	&EFS/1.7	-XPN-X2			=V2KF1+UC14-KF100.14-P6		&EFS=V2KF1+.UC14/2.5	

=V1WR1WC1+V1WR1UC01/2

=V2AR181WC1/1

			Date	9/22/2022	Volvo Trucks North America	Valiant TMS	Cable diagram =V2AR181KF1+V2AR181UC01-KF100.14-P6	Drawing name: =2V03&EFS-EL	= V2AR181KF1 + V2AR181UC01
			Ed.	MKLEPADLO					
			Appr		P6700 Underbody Floor Skin - Cell 2V03			Document type: EMA	Project nr: 22-16151
Modification	Date	Name	Original		Replacement of / Replaced by	Scale 1:1			Page 1 / 1721

Cable diagram

F09_002_VLU

Cable name -W1			cable type TC-ER					
remark			no. of conductors 4			cross-section 10		cable length 50
function text	Page / column	Target designation from	Connection point	conductor	Target designation to	Connection point	Page / column	function text
	&EFS=V1WC2+V1UC11/13.7	=V2AR181+V1UC11-FC1	2		-Q1	1	&EFS/1.3	
	&EFS=V1WC2+V1UC11/13.7	=V2AR181+V1UC11-FC1	4		-Q1	3	&EFS/1.3	
	&EFS=V1WC2+V1UC11/13.7	=V2AR181+V1UC11-FC1	6		-Q1	5	&EFS/1.3	
Power Distribution =V1AR181	&EFS=V1WC2+V1UC11/13.8		PE		-PE		&EFS/1.4	

=V2AR181KF1/1

=V2AR181XQ91WC1+.AR181XQ91UC01/1

			Date	9/22/2022	Volvo Trucks North America	Valiant TMS	Cable diagram =V2AR181WC1+V2AR181UC01-W1	Drawing name: =2V03&EFS-EL	= V2AR181WC1 + V2AR181UC01
			Ed.	MKLEPADLO	P6700 Underbody Floor Skin - Cell 2V03				
			Appr			Scale 1:1		Document type: EMA	Project nr: 22-16151
Modification	Date	Name	Original		Replacement of / Replaced by				Page 1 / 1721

Cable diagram

F09_002_VLU

Cable name -W1			cable type TC-ER					
remark			no. of conductors 4			cross-section 10		cable length 50
function text	Page / column	Target designation from	Connection point	conductor	Target designation to	Connection point	Page / column	function text
	&EFS/1.3	-XG1	L1		=V2AR181XQ91+V1UC11-FC1	2	&EFS=V1WC2+V1UC11/14.1	
	&EFS/1.3	-XG1	L2		=V2AR181XQ91+V1UC11-FC1	4	&EFS=V1WC2+V1UC11/14.1	
	&EFS/1.3	-XG1	L3		=V2AR181XQ91+V1UC11-FC1	6	&EFS=V1WC2+V1UC11/14.1	
	&EFS/1.4	-XG1	PE			PE	&EFS=V1WC2+V1UC11/14.2	Power Distribution =V2AR181XQ91 (Laser)

=V2AR181WC1+.AR181UC01/1

=V2AR181XQ92WC1+.AR181XQ92UC01/1

			Date	9/22/2022	Volvo Trucks North America	Valiant TMS	Cable diagram =V2AR181XQ91WC1+V2AR181XQ91UC01-W1	Drawing name: =2V03&EFS-EL / = V2AR181XQ91WC1 / + V2AR181XQ91UC01
			Ed.	MKLEPADLO				
			Appr		P6700 Underbody Floor Skin - Cell 2V03	Scale 1:1		Document type: EMA / Project nr: 22-16151 / Page 1
Modification	Date	Name	Original		Replacement of / Replaced by			1721

Cable diagram

F09_002_VLU

Cable name -W1			cable type TC-ER					
remark			no. of conductors 4			cross-section 10		cable length 50
function text	Page / column	Target designation from	Connection point	conductor	Target designation to	Connection point	Page / column	function text
	&EFS/1.3	-XG1	L1		=V2AR181XQ92+V1UC11-FC1	2	&EFS=V1WC2+V1UC11/14.3	
	&EFS/1.3	-XG1	L2		=V2AR181XQ92+V1UC11-FC1	4	&EFS=V1WC2+V1UC11/14.3	
	&EFS/1.3	-XG1	L3		=V2AR181XQ92+V1UC11-FC1	6	&EFS=V1WC2+V1UC11/14.3	
	&EFS/1.4	-XG1	PE			PE	&EFS=V1WC2+V1UC11/14.4	Power Distribution =V2AR181XQ92 (Chiller)

=V2AR181XQ91WC1+.AR181XQ91UC01/1

=V2AR181XQ93WC1+.AR181XQ93UC01/1

			Date	9/22/2022	Volvo Trucks North America	Valiant TMS	Cable diagram =V2AR181XQ92WC1+V2AR181XQ92UC01-W1	Drawing name: =2V03&EFS-EL	= V2AR181XQ92WC1 + V2AR181XQ92UC01
			Ed.	MKLEPADLO					
			Appr		P6700 Underbody Floor Skin - Cell 2V03			Document type: EMA	Project nr: 22-16151
Modification	Date	Name	Original		Replacement of / Replaced by	Scale 1:1			Page 1 / 1721

Cable diagram

F09_002_VLU

Cable name -W1			cable type TC-ER					
remark			no. of conductors 4			cross-section 10		cable length 55
function text	Page / column	Target designation from	Connection point	conductor	Target designation to	Connection point	Page / column	function text
	&EFS/1.3	-XG1	L1		=V2AR181XQ93+V1UC11-FC1	2	&EFS=V1WC2+V1UC11/14.5	
	&EFS/1.3	-XG1	L2		=V2AR181XQ93+V1UC11-FC1	4	&EFS=V1WC2+V1UC11/14.5	
	&EFS/1.3	-XG1	L3		=V2AR181XQ93+V1UC11-FC1	6	&EFS=V1WC2+V1UC11/14.5	
	&EFS/1.4	-XG1	PE			PE	&EFS=V1WC2+V1UC11/14.5	Power Distribution =V2AR181XQ93 (Fume Extractor)

Cable diagram

F09_002_VLU

Cable name -W1			cable type TC-ER					
remark			no. of conductors 4			cross-section 10		cable length 50
function text	Page / column	Target designation from	Connection point	conductor	Target designation to	Connection point	Page / column	function text
	&EFS=V1WC2+V1UC11/15.2	=V2GL11+V1UC11-FC1	4		-Q1	3	&EFS/1.3	
	&EFS=V1WC2+V1UC11/15.2	=V2GL11+V1UC11-FC1	6		-Q1	5	&EFS/1.3	
Power Distribution =V2GL11 (Slug Conveyor)	&EFS=V1WC2+V1UC11/15.2		PE		-PE		&EFS/1.4	

Cable diagram

F09_002_VLU

Cable name -KF100.14-P1			cable type PROFINET Cable					
remark			no. of conductors 4			cross-section 22		cable length
function text	Page / column	Target designation from	Connection point	conductor	Target designation to	Connection point	Page / column	function text
	&EFS/2.1	-KF100.14-P1			-KF100.14	P1	&EFS/2.3	

=V2GL11WC1+.GL11UC01/1

2

			Date	9/22/2022	Volvo Trucks North America	Valiant TMS	Cable diagram =V2KF1+V2UC14-KF100.14-P1	Drawing name: =2V03&EFS-EL	= V2KF1 + V2UC14
			Ed.	MKLEPADLO					
			Appr		P6700 Underbody Floor Skin - Cell 2V03	Scale 1:1		Document type: EMA	Project nr: 22-16151
Modification	Date	Name	Original		Replacement of / Replaced by				Page 1 / 1721

Cable diagram

F09_002_VLU

Cable name -KF100.14-P4			cable type PROFINET Cable					
remark			no. of conductors 4			cross-section 22		cable length
function text	Page / column	Target designation from	Connection point	conductor	Target designation to	Connection point	Page / column	function text
	&EFS/2.5	-KF100.14-P4			-KF100.14	-P4	&EFS/2.4	

			Date	9/22/2022	Volvo Trucks North America	Valiant TMS	Cable diagram =V2KF1+V2UC14-KF100.14-P4	Drawing name: =2V03&EFS-EL	= V2KF1 + V2UC14
			Ed.	MKLEPADLO					
			Appr		P6700 Underbody Floor Skin - Cell 2V03	Scale 1:1		Document type: EMA	Project nr: 22-16151
Modification	Date	Name	Original		Replacement of / Replaced by				Page 2 / 1721

Cable diagram

F09_002_VLU

Cable name -KF100.14-P5			cable type PROFINET Cable					
remark			no. of conductors 4			cross-section 22		cable length
function text	Page / column	Target designation from	Connection point	conductor	Target designation to	Connection point	Page / column	function text
	&EFS/2.5	-KF100.14-P5			-KF100.14	-P5	&EFS/2.4	

			Date	9/22/2022	Volvo Trucks North America	Valiant TMS	Cable diagram =V2KF1+V2UC14-KF100.14-P5	Drawing name: =2V03&EFS-EL	= V2KF1 + V2UC14
			Ed.	MKLEPADLO	P6700 Underbody Floor Skin - Cell 2V03			Document type: EMA	Project nr: 22-16151
			Appr			Scale 1:1			Page 3 / 1721
Modification	Date	Name	Original		Replacement of / Replaced by				

Cable diagram

F09_002_VLU

Cable name -KF100.14-P6			cable type PROFINET Cable					
remark			no. of conductors 4			cross-section 22		cable length
function text	Page / column	Target designation from	Connection point	conductor	Target designation to	Connection point	Page / column	function text
	&EFS/2.5	-KF100.14-P6			-KF100.14	-P6	&EFS/2.4	

			Date	9/22/2022	Volvo Trucks North America	Valiant TMS	Cable diagram =V2KF1+V2UC14-KF100.14-P6	Drawing name: =2V03&EFS-EL / = V2KF1 / + V2UC14
			Ed.	MKLEPADLO				
			Appr		P6700 Underbody Floor Skin - Cell 2V03	Scale 1:1		Document type: EMA / Project nr: 22-16151 / Page 4 / 1721
Modification	Date	Name	Original		Replacement of / Replaced by			

Cable diagram

F09_002_VLU

Cable name	-KF100.14-P7		cable type		PROFINET Cable			
remark			no. of conductors		4	cross-section	22	cable length
function text	Page / column	Target designation from	Connection point	conductor	Target designation to	Connection point	Page / column	function text
	&EFS/2.5	-KF100.14-P7			-KF100.14	-P7	&EFS/2.4	

			Date	9/22/2022	Volvo Trucks North America	Valiant TMS	Cable diagram =V2KF1+V2UC14-KF100.14-P7	Drawing name: =2V03&EFS-EL / = V2KF1 / + V2UC14
			Ed.	MKLEPADLO				
			Appr		P6700 Underbody Floor Skin - Cell 2V03	Scale 1:1		Document type: EMA / Project nr: 22-16151 / Page 5 / 1721
Modification	Date	Name	Original		Replacement of / Replaced by			

Cable diagram

F09_002_VLU

Cable name	-KF100.14-P8		cable type		PROFINET Cable			
remark			no. of conductors		4	cross-section	22	cable length
function text	Page / column	Target designation from	Connection point	conductor	Target designation to	Connection point	Page / column	function text
	&EFS/2.5	-KF100.14-P8			-KF100.14	-P8	&EFS/2.4	

			Date	9/22/2022	Volvo Trucks North America	Valiant TMS	Cable diagram =V2KF1+V2UC14-KF100.14-P8	Drawing name: =2V03&EFS-EL	= V2KF1 + V2UC14
			Ed.	MKLEPADLO					
			Appr		P6700 Underbody Floor Skin - Cell 2V03	Scale 1:1		Document type: EMA	Project nr: 22-16151
Modification	Date	Name	Original		Replacement of / Replaced by				Page 6 / 1721

Cable diagram

F09_002_VLU

Cable name -KF100.14-P9			cable type PROFINET Cable					
remark			no. of conductors 4			cross-section 22		cable length
function text	Page / column	Target designation from	Connection point	conductor	Target designation to	Connection point	Page / column	function text
	&EFS/2.5	-KF100.14-P9			-KF100.14	-P9	&EFS/2.4	

			Date	9/22/2022	Volvo Trucks North America	Valiant TMS	Cable diagram =V2KF1+V2UC14-KF100.14-P9	Drawing name: =2V03&EFS-EL / = V2KF1 / + V2UC14
			Ed.	MKLEPADLO				
			Appr		P6700 Underbody Floor Skin - Cell 2V03	Scale 1:1		Document type: EMA / Project nr: 22-16151 / Page 7 / 1721
Modification	Date	Name	Original		Replacement of / Replaced by			

Cable diagram

F09_002_VLU

Cable name	-KF100.14-P10		cable type		PROFINET Cable			
remark			no. of conductors		4	cross-section	22	cable length
function text	Page / column	Target designation from	Connection point	conductor	Target designation to	Connection point	Page / column	function text
	&EFS/2.5	-KF100.14-P10			-KF100.14	-P10	&EFS/2.4	

			Date	9/22/2022	Volvo Trucks North America	Valiant TMS	Cable diagram =V2KF1+V2UC14-KF100.14-P10	Drawing name: =2V03&EFS-EL / = V2KF1 / + V2UC14
			Ed.	MKLEPADLO				
			Appr		P6700 Underbody Floor Skin - Cell 2V03	Scale 1:1		Document type: EMA / Project nr: 22-16151 / Page 8 / 1721
Modification	Date	Name	Original		Replacement of / Replaced by			

Cable diagram

F09_002_VLU

Cable name	-KF100.14-P11		cable type		PROFINET Cable			
remark			no. of conductors		4	cross-section	22	cable length
function text	Page / column	Target designation from	Connection point	conductor	Target designation to	Connection point	Page / column	function text
	&EFS/2.5	-KF100.14-P11			-KF100.14	-P11	&EFS/2.4	

			Date	9/22/2022	Volvo Trucks North America	Valiant TMS	Cable diagram =V2KF1+V2UC14-KF100.14-P11	Drawing name: =2V03&EFS-EL	= V2KF1 + V2UC14
			Ed.	MKLEPADLO					
			Appr		P6700 Underbody Floor Skin - Cell 2V03	Scale 1:1		Document type: EMA	Project nr: 22-16151
Modification	Date	Name	Original		Replacement of / Replaced by				Page 9 / 1721

Cable diagram

F09_002_VLU

Cable name	-KF100.14-P12		cable type		PROFINET Cable			
remark			no. of conductors		4	cross-section	22	cable length
function text	Page / column	Target designation from	Connection point	conductor	Target designation to	Connection point	Page / column	function text
	&EFS/2.5	-KF100.14-P12			-KF100.14	-P12	&EFS/2.4	

			Date	9/22/2022	Volvo Trucks North America	Valiant TMS	Cable diagram =V2KF1+V2UC14-KF100.14-P12	Drawing name: =2V03&EFS-EL / = V2KF1 / + V2UC14
			Ed.	MKLEPADLO				
			Appr		P6700 Underbody Floor Skin - Cell 2V03	Scale 1:1		Document type: EMA / Project nr: 22-16151 / Page 10 / 1721
Modification	Date	Name	Original		Replacement of / Replaced by			

Cable diagram

F09_002_VLU

Cable name -KF100.14-P13			cable type PROFINET Cable					
remark			no. of conductors 4			cross-section 22		cable length
function text	Page / column	Target designation from	Connection point	conductor	Target designation to	Connection point	Page / column	function text
	&EFS/2.5	-KF100.14-P13			-KF100.14	-P13	&EFS/2.4	

			Date	9/22/2022	Volvo Trucks North America	Valiant TMS	Cable diagram =V2KF1+V2UC14-KF100.14-P13	Drawing name: =2V03&EFS-EL / = V2KF1 / + V2UC14
			Ed.	MKLEPADLO	P6700 Underbody Floor Skin - Cell 2V03			
			Appr			Scale 1:1		Document type: EMA / Project nr: 22-16151 / Page 11 / 1721
Modification	Date	Name	Original		Replacement of / Replaced by			

Cable diagram

F09_002_VLU

Cable name -KF100.14-P14			cable type PROFINET Cable					
remark			no. of conductors 4			cross-section 22		cable length
function text	Page / column	Target designation from	Connection point	conductor	Target designation to	Connection point	Page / column	function text
	&EFS/2.5	-KF100.14-P14			-KF100.14	-P14	&EFS/2.4	

			Date	9/22/2022	Volvo Trucks North America	Valiant TMS	Cable diagram =V2KF1+V2UC14-KF100.14-P14	Drawing name: =2V03&EFS-EL	= V2KF1 + V2UC14
			Ed.	MKLEPADLO	P6700 Underbody Floor Skin - Cell 2V03			Document type: EMA	Project nr: 22-16151
			Appr			Scale 1:1			Page 12 / 1721
Modification	Date	Name	Original		Replacement of / Replaced by				

Cable diagram

F09_002_VLU

Cable name	-KF100.14-P15		cable type		PROFINET Cable			
remark			no. of conductors		4	cross-section	22	cable length
function text	Page / column	Target designation from	Connection point	conductor	Target designation to	Connection point	Page / column	function text
	&EFS/2.5	-KF100.14-P15			-KF100.14	-P15	&EFS/2.4	

			Date	9/22/2022	Volvo Trucks North America	Valiant TMS	Cable diagram =V2KF1+V2UC14-KF100.14-P15	Drawing name: =2V03&EFS-EL / = V2KF1 / + V2UC14
			Ed.	MKLEPADLO				
			Appr		P6700 Underbody Floor Skin - Cell 2V03	Scale 1:1		Document type: EMA / Project nr: 22-16151 / Page 13 / 1721
Modification	Date	Name	Original		Replacement of / Replaced by			

Cable diagram

F09_002_VLU

Cable name	-KF100.14-P16		cable type		PROFINET Cable			
remark			no. of conductors		4	cross-section	22	cable length
function text	Page / column	Target designation from	Connection point	conductor	Target designation to	Connection point	Page / column	function text
	&EFS/2.5	-KF100.14-P16			-KF100.14	-P16	&EFS/2.4	

			Date	9/22/2022	Volvo Trucks North America	Valiant TMS	Cable diagram =V2KF1+V2UC14-KF100.14-P16	Drawing name: =2V03&EFS-EL	= V2KF1
			Ed.	MKLEPADLO					+ V2UC14
			Appr		P6700 Underbody Floor Skin - Cell 2V03			Document type: EMA	Project nr: 22-16151
Modification	Date	Name	Original		Replacement of / Replaced by	Scale 1:1			Page 14 / 1721

Cable diagram

F09_002_VLU

Cable name -KF100.46-P1			cable type PROFINET Cable					
remark			no. of conductors 4			cross-section 22		cable length
function text	Page / column	Target designation from	Connection point	conductor	Target designation to	Connection point	Page / column	function text
	&EFS/2.1	-KF100.46-P1	1		-KF100.46	P1	&EFS/2.3	

			Date	9/30/2022	Volvo Trucks North America	Valiant TMS	Cable diagram =V2KF1+V2UC46-KF100.46-P1	Drawing name: =2V03&EFS-EL	= V2KF1
			Ed.	MKLEPADLO					+ V2UC46
			Appr		P6700 Underbody Floor Skin - Cell 2V03			Document type: EMA	Project nr: 22-16151
Modification	Date	Name	Original		Replacement of / Replaced by	Scale 1:1			Page 1 / 1721

Cable diagram

F09_002_VLU

Cable name -KF100.46-P3			cable type PROFINET Cable					
remark			no. of conductors 4			cross-section 22		cable length
function text	Page / column	Target designation from	Connection point	conductor	Target designation to	Connection point	Page / column	function text
	&EFS/2.5	-KF100.46-P3			-KF100.46	P3	&EFS/2.4	

			Date	9/30/2022	Volvo Trucks North America	Valiant TMS	Cable diagram =V2KF1+V2UC46-KF100.46-P3	Drawing name: =2V03&EFS-EL	= V2KF1
			Ed.	MKLEPADLO					+ V2UC46
			Appr		P6700 Underbody Floor Skin - Cell 2V03			Document type: EMA	Project nr: 22-16151
Modification	Date	Name	Original		Replacement of / Replaced by	Scale 1:1			Page 2 / 1721

Cable diagram

F09_002_VLU

Cable name -KF100.46-P4			cable type PROFINET Cable					
remark			no. of conductors 4			cross-section 22		cable length
function text	Page / column	Target designation from	Connection point	conductor	Target designation to	Connection point	Page / column	function text
	&EFS/2.5	-KF100.46-P4			-KF100.46	P4	&EFS/2.4	

			Date	9/30/2022	Volvo Trucks North America	Valiant TMS	Cable diagram =V2KF1+V2UC46-KF100.46-P4	Drawing name: =2V03&EFS-EL	= V2KF1
			Ed.	MKLEPADLO					+ V2UC46
			Appr		P6700 Underbody Floor Skin - Cell 2V03			Document type: EMA	Project nr: 22-16151
Modification	Date	Name	Original		Replacement of / Replaced by	Scale 1:1			Page 3 / 1721

Cable diagram

F09_002_VLU

Cable name -KF100.46-P5			cable type PROFINET Cable					
remark			no. of conductors 4			cross-section 22		cable length
function text	Page / column	Target designation from	Connection point	conductor	Target designation to	Connection point	Page / column	function text
	&EFS/2.5	-KF100.46-P5			-KF100.46	P5	&EFS/2.4	

			Date	9/30/2022	Volvo Trucks North America	Valiant TMS	Cable diagram =V2KF1+V2UC46-KF100.46-P5	Drawing name: =2V03&EFS-EL	= V2KF1
			Ed.	MKLEPADLO					+ V2UC46
			Appr		P6700 Underbody Floor Skin - Cell 2V03			Document type: EMA	Project nr: 22-16151
Modification	Date	Name	Original		Replacement of / Replaced by	Scale 1:1			Page 4 / 1721

Cable diagram

F09_002_VLU

Cable name	-KF100.46-P6		cable type		PROFINET Cable			
remark			no. of conductors		4	cross-section	22	cable length
function text	Page / column	Target designation from	Connection point	conductor	Target designation to	Connection point	Page / column	function text
	&EFS/2.5	-KF100.46-P6			-KF100.46	P6	&EFS/2.4	

Cable diagram

F09_002_VLU

Cable name -W1			cable type TPU					
remark			no. of conductors 5			cross-section 16		cable length 20
function text	Page / column	Target designation from	Connection point	conductor	Target designation to	Connection point	Page / column	function text
	&EFS=V2WC4+.UC14/23.5	=V2WC4+UC14-XD181	4		-KF1.11	POWER IN:4	&EFS/10.1	
	&EFS=V2WC4+.UC14/23.4	=V2WC4+UC14-XD181	1		-KF1.11	POWER IN:1	&EFS/10.1	
	&EFS=V2WC4+.UC14/23.4	=V2WC4+UC14-XD181	2		-KF1.11	POWER IN:2	&EFS/10.1	
	&EFS=V2WC4+.UC14/23.5	=V2WC4+UC14-XD181	3		-KF1.11	POWER IN:3	&EFS/10.1	

=V2KF1+.UC46/5

=V2WC3+.UC14/1

			Date	9/22/2022	Volvo Trucks North America	Valiant TMS	Cable diagram =V2V90U01KF1+V2U90U01-W1	Drawing name: =2V03&EFS-EL	= V2U90U01KF1 + V2U90U01
			Ed.	MKLEPADLO	P6700 Underbody Floor Skin - Cell 2V03				
			Appr			Scale 1:1		Document type: EMA	Project nr: 22-16151
Modification	Date	Name	Original		Replacement of / Replaced by				Page 1 / 1721

Cable diagram

F09_002_VLU

Cable name -W1			cable type TC-ER					
remark			no. of conductors 3			cross-section 10		cable length 25
function text	Page / column	Target designation from	Connection point	conductor	Target designation to	Connection point	Page / column	function text
	&EFS=V1WC3+V1UC11/2.6	=V1WC3+V1UC11-XD2	3:1	BK	-XD1	L1:1	&EFS/1.1	
	&EFS=V1WC3+V1UC11/2.6	=V1WC3+V1UC11-XD2	9:1	BK	-XD1	N:1	&EFS/1.1	
	&EFS=V1WC3+V1UC11/2.6	=V1WC3+V1UC11-PE		GNYE	-XD1	PE:1	&EFS/1.1	

Cable diagram

F09_002_VLU

Cable name -W1			cable type TPE					
remark			no. of conductors 4			cross-section 18		cable length
function text	Page / column	Target designation from	Connection point	conductor	Target designation to	Connection point	Page / column	function text
	&EFS/1.0	-BG01	1		=V2WR1KF1-KF1.11	X0:1	&EFS=V2WR1KF1/1.1	
	&EFS/1.0	-BG01	4		=V2WR1KF1-KF1.11	X0:4	&EFS=V2WR1KF1/1.1	Position Control All Stop Position
	&EFS/1.1	-BG01	3		=V2WR1KF1-KF1.11	X0:3	&EFS=V2WR1KF1/1.1	

			Date	9/22/2022	Volvo Trucks North America	Valiant TMS	Cable diagram =V2WR1BG0+V2WR1-W1	Drawing name: =2V03&EFS-EL	= V2WR1BG0 + V2WR1
			Ed.	MKLEPADLO					
			Appr		P6700 Underbody Floor Skin - Cell 2V03	Scale 1:1		Document type: EMA	Project nr: 22-16151 Page 1
Modification	Date	Name	Original		Replacement of / Replaced by				1721

Cable diagram

F09_002_VLU

Cable name -W2			cable type TPE					
remark			no. of conductors 4			cross-section 18		cable length
function text	Page / column	Target designation from	Connection point	conductor	Target designation to	Connection point	Page / column	function text
	&EFS/1.1	-BG02	1		=V2WR1KF1-KF1.11	X1:1	&EFS=V2WR1KF1/1.2	
	&EFS/1.1	-BG02	4		=V2WR1KF1-KF1.11	X1:4	&EFS=V2WR1KF1/1.2	Position Control P1 Position
	&EFS/1.2	-BG02	3		=V2WR1KF1-KF1.11	X1:3	&EFS=V2WR1KF1/1.2	

Cable diagram

F09_002_VLU

Cable name -W3			cable type TPE					
remark			no. of conductors 4			cross-section 18		cable length
function text	Page / column	Target designation from	Connection point	conductor	Target designation to	Connection point	Page / column	function text
	&EFS/1.3	-BG03	1		=V2WR1KF1-KF1.11	X2:1	&EFS=V2WR1KF1/1.3	
	&EFS/1.3	-BG03	4		=V2WR1KF1-KF1.11	X2:4	&EFS=V2WR1KF1/1.3	Position Control P3 Position
	&EFS/1.3	-BG03	3		=V2WR1KF1-KF1.11	X2:3	&EFS=V2WR1KF1/1.3	

Cable diagram

F09_002_VLU

Cable name -W4			cable type TPE					
remark			no. of conductors 4			cross-section 18		cable length
function text	Page / column	Target designation from	Connection point	conductor	Target designation to	Connection point	Page / column	function text
	&EFS/1.4	-BG04	1		=V2WR1KF1-KF1.11	X3:1	&EFS=V2WR1KF1/1.4	
	&EFS/1.4	-BG04	4		=V2WR1KF1-KF1.11	X3:4	&EFS=V2WR1KF1/1.4	Position Control P4 Position
	&EFS/1.4	-BG04	3		=V2WR1KF1-KF1.11	X3:3	&EFS=V2WR1KF1/1.4	

Cable diagram

F09_002_VLU

Cable name -W5			cable type TPE					
remark			no. of conductors 4			cross-section 18		cable length
function text	Page / column	Target designation from	Connection point	conductor	Target designation to	Connection point	Page / column	function text
	&EFS/1.6	-BG05	1		=V2WR1KF1-KF1.11	X4:1	&EFS=V2WR1KF1/1.5	
	&EFS/1.6	-BG05	4		=V2WR1KF1-KF1.11	X4:4	&EFS=V2WR1KF1/1.5	Position Control P2 Position
	&EFS/1.6	-BG05	3		=V2WR1KF1-KF1.11	X4:3	&EFS=V2WR1KF1/1.5	

			Date	9/22/2022	Volvo Trucks North America	Valiant TMS	Cable diagram =V2WR1BG0+V2WR1-W5	Drawing name: =2V03&EFS-EL	= V2WR1BG0 + V2WR1
			Ed.	MKLEPADLO					
			Appr		P6700 Underbody Floor Skin - Cell 2V03	Scale 1:1		Document type: EMA	Project nr: 22-16151 Page 5
Modification	Date	Name	Original		Replacement of / Replaced by				1721

Cable diagram

F09_002_VLU

Cable name -W1			cable type TPU					
remark			no. of conductors 5			cross-section 16		cable length 20
function text	Page / column	Target designation from	Connection point	conductor	Target designation to	Connection point	Page / column	function text
	&EFS=V2WC4+.UC14/22.4	V2WC4+UC14-XD171	1		-KF1.11	POWER IN:1	&EFS/1.1	
	&EFS=V2WC4+.UC14/22.4	V2WC4+UC14-XD171	2		-KF1.11	POWER IN:2	&EFS/1.1	
	&EFS=V2WC4+.UC14/22.5	V2WC4+UC14-XD171	4		-KF1.11	POWER IN:4	&EFS/1.1	
	&EFS=V2WC4+.UC14/22.5	V2WC4+UC14-XD171	3		-KF1.11	POWER IN:3	&EFS/1.1	

=V2WR1BG0/5

=V2WR1UQ51BG0+.WR1UQ51/1

			Date	9/22/2022	Volvo Trucks North America	Valiant TMS	Cable diagram =V2WR1KF1+V2WR1-W1	Drawing name: =2V03&EFS-EL	= V2WR1KF1	
			Ed.	MKLEPADLO					+ V2WR1	
			Appr		P6700 Underbody Floor Skin - Cell 2V03			Document type: EMA	Project nr: 22-16151	Page 1
Modification	Date	Name	Original		Replacement of / Replaced by	Scale 1:1				1721

Cable diagram

F09_002_VLU

Cable name -W1			cable type TPE					
remark			no. of conductors 4			cross-section 18		cable length 2
function text	Page / column	Target designation from	Connection point	conductor	Target designation to	Connection point	Page / column	function text
	&EFS/1.0	-XG1/2	P1:1		=V2WR1UQ51KF1-KF1.12-X7	1	&EFS=V2WR1UQ51KF1/2.7	
	&EFS/1.1	-XG1/2	P1:3		=V2WR1UQ51KF1-KF1.12-X7	3	&EFS=V2WR1UQ51KF1/2.8	
	&EFS/1.1	-XG1/2	P1:4		=V2WR1UQ51KF1-KF1.12-X7	4	&EFS=V2WR1UQ51KF1/2.8	
	&EFS/1.1	-XG1/2	P1:2		=V2WR1UQ51KF1-KF1.12-X7	2	&EFS=V2WR1UQ51KF1/2.7	

Cable diagram

F09_002_VLU

Cable name -W1.1			cable type TPE					
remark			no. of conductors 4			cross-section 18		cable length 3
function text	Page / column	Target designation from	Connection point	conductor	Target designation to	Connection point	Page / column	function text
	&EFS/1.0	-BG01	1		-XG1/2	J1:1	&EFS/1.0	
	&EFS/1.0	-BG01	4		-XG1/2	J1:4	&EFS/1.1	
	&EFS/1.1	-BG01	3		-XG1/2	J1:3	&EFS/1.1	

Cable diagram

F09_002_VLU

Cable name -W1.2			cable type TPE					
remark			no. of conductors 4			cross-section 18		cable length 2
function text	Page / column	Target designation from	Connection point	conductor	Target designation to	Connection point	Page / column	function text
	&EFS/1.1	-BG02	1		-XG1/2	J2:1	&EFS/1.1	
	&EFS/1.1	-BG02	4		-XG1/2	J2:4	&EFS/1.2	
	&EFS/1.2	-BG02	3		-XG1/2	J2:3	&EFS/1.2	

Cable diagram

F09_002_VLU

Cable name -W2			cable type TPE					
remark			no. of conductors 4			cross-section 18		cable length 4
function text	Page / column	Target designation from	Connection point	conductor	Target designation to	Connection point	Page / column	function text
	&EFS/1.3	-BG03	1		=V2WR1UQ51KF1-KF1.12-X8	1	&EFS=V2WR1UQ51KF1/2.8	
	&EFS/1.3	-BG03	4		=V2WR1UQ51KF1-KF1.12-X8	4	&EFS=V2WR1UQ51KF1/2.9	
	&EFS/1.3	-BG03	3		=V2WR1UQ51KF1-KF1.12-X8	3	&EFS=V2WR1UQ51KF1/2.9	

Cable diagram

F09_002_VLU

Cable name -W2.1			cable type TPE					
remark			no. of conductors 4			cross-section 18		cable length 1
function text	Page / column	Target designation from	Connection point	conductor	Target designation to	Connection point	Page / column	function text
	&EFS/1.6	-BG04	1		-XG3/4	J1:1	&EFS/1.6	
	&EFS/1.6	-BG04	4		-XG3/4	J1:4	&EFS/1.6	
	&EFS/1.6	-BG04	3		-XG3/4	J1:3	&EFS/1.6	

Cable diagram

F09_002_VLU

Cable name -W2.2			cable type TPE					
remark			no. of conductors 4			cross-section 18		cable length 1
function text	Page / column	Target designation from	Connection point	conductor	Target designation to	Connection point	Page / column	function text
	&EFS/1.7	-BG05	1		-XG3/4	J2:1	&EFS/1.7	
	&EFS/1.7	-BG05	4		-XG3/4	J2:4	&EFS/1.7	
	&EFS/1.7	-BG05	3		-XG3/4	J2:3	&EFS/1.7	

Cable diagram

F09_002_VLU

Cable name -W3			cable type TPE					
remark			no. of conductors 4			cross-section 18		cable length 3
function text	Page / column	Target designation from	Connection point	conductor	Target designation to	Connection point	Page / column	function text
	&EFS/1.6	-XG3/4	P1:1		=V2WR1UQ51KF2-KF2.12-X7	1	&EFS=V2WR1UQ51KF2/2.7	
	&EFS/1.6	-XG3/4	P1:3		=V2WR1UQ51KF2-KF2.12-X7	3	&EFS=V2WR1UQ51KF2/2.8	
	&EFS/1.6	-XG3/4	P1:4		=V2WR1UQ51KF2-KF2.12-X7	4	&EFS=V2WR1UQ51KF2/2.8	
	&EFS/1.7	-XG3/4	P1:2		=V2WR1UQ51KF2-KF2.12-X7	2	&EFS=V2WR1UQ51KF2/2.7	

			Date	9/22/2022	Volvo Trucks North America	Valiant TMS	Cable diagram =V2WR1UQ51BG0+V2WR1UQ51-W3	Drawing name: =2V03&EFS-EL	= V2WR1UQ51BG0 + V2WR1UQ51
			Ed.	MKLEPADLO	P6700 Underbody Floor Skin - Cell 2V03				
			Appr			Scale 1:1		Document type: EMA	Project nr: 22-16151 Page 7
Modification	Date	Name	Original		Replacement of / Replaced by				1721

Cable diagram

F09_002_VLU

Cable name -W1.1			cable type TPU					
remark			no. of conductors 5			cross-section 16		cable length 1
function text	Page / column	Target designation from	Connection point	conductor	Target designation to	Connection point	Page / column	function text
	&EFS/1.1	-KF1-X20	1		=V2WR1UQ51WC4-XG51	J1:1	&EFS=V2WR1UQ51WC4/1.4	
	&EFS/1.1	-KF1-X20	2		=V2WR1UQ51WC4-XG51	J1:2	&EFS=V2WR1UQ51WC4/1.4	
	&EFS/1.1	-KF1-X20	3		=V2WR1UQ51WC4-XG51	J1:3	&EFS=V2WR1UQ51WC4/1.5	
	&EFS/1.2	-KF1-X20	4		=V2WR1UQ51WC4-XG51	J1:4	&EFS=V2WR1UQ51WC4/1.5	
	&EFS/1.2	-KF1-X20	5		=V2WR1UQ51WC4-XG51	J1:5	&EFS=V2WR1UQ51WC4/1.5	

Cable diagram

F09_002_VLU

Cable name -W1.2			cable type TPU					
remark			no. of conductors 5			cross-section 16		cable length 5
function text	Page / column	Target designation from	Connection point	conductor	Target designation to	Connection point	Page / column	function text
	&EFS/1.1	-KF2-X20	1		=V2WR1UQ51WC4-XG51	J2:1	&EFS=V2WR1UQ51WC4/1.5	
	&EFS/1.1	-KF2-X20	2		=V2WR1UQ51WC4-XG51	J2:2	&EFS=V2WR1UQ51WC4/1.5	
	&EFS/1.1	-KF2-X20	3		=V2WR1UQ51WC4-XG51	J2:3	&EFS=V2WR1UQ51WC4/1.6	
	&EFS/1.2	-KF2-X20	4		=V2WR1UQ51WC4-XG51	J2:4	&EFS=V2WR1UQ51WC4/1.6	
	&EFS/1.2	-KF2-X20	5		=V2WR1UQ51WC4-XG51	J2:5	&EFS=V2WR1UQ51WC4/1.6	

			Date	9/22/2022	Volvo Trucks North America	Valiant TMS	Cable diagram =V2WR1UQ51KF2+V2WR1UQ51-W1.2	Drawing name: =2V03&EFS-EL	= V2WR1UQ51KF2
			Ed.	MKLEPADLO					+ V2WR1UQ51
			Appr		P6700 Underbody Floor Skin - Cell 2V03			Document type: EMA	Project nr: 22-16151 Page 1
Modification	Date	Name	Original		Replacement of / Replaced by	Scale 1:1			1721

Cable diagram

F09_002_VLU

Cable name -WF2			cable type PROFINET Cable					
remark			no. of conductors 4			cross-section 22		cable length
function text	Page / column	Target designation from	Connection point	conductor	Target designation to	Connection point	Page / column	function text
	&EFS=V2WR1UQ51KF1/1.4	=V2WR1UQ51KF1-KF1-TP2			-KF2-TP1		&EFS/1.3	

Cable diagram

F09_002_VLU

Cable name -W1			cable type TPE					
remark			no. of conductors 4			cross-section 18		cable length 4
function text	Page / column	Target designation from	Connection point	conductor	Target designation to	Connection point	Page / column	function text
	&EFS=V2WR1UQ51KF1+V2WR1UQ51KF1	=V2WR1UQ51KF1+V2WR1UQ51-KF1	1	1.11-X1	-BGS/R	1	&EFS=V2WR1UQ51UQ1+V2WR1UQ51UQ1/1.0	
	&EFS=V2WR1UQ51KF1+V2WR1UQ51KF1	=V2WR1UQ51KF1+V2WR1UQ51-KF1	2	1.11-X1	-BGS/R	2	&EFS=V2WR1UQ51UQ1+V2WR1UQ51UQ1/1.0	
	&EFS=V2WR1UQ51KF1+V2WR1UQ51KF1	=V2WR1UQ51KF1+V2WR1UQ51-KF1	3	1.11-X1	-BGS/R	3	&EFS=V2WR1UQ51UQ1+V2WR1UQ51UQ1/1.1	
	&EFS=V2WR1UQ51KF1+V2WR1UQ51KF1	=V2WR1UQ51KF1+V2WR1UQ51-KF1	4	1.11-X1	-BGS/R	4	&EFS=V2WR1UQ51UQ1+V2WR1UQ51UQ1/1.1	

Cable diagram

F09_002_VLU

Cable name -W1			cable type TPE					
remark			no. of conductors 4			cross-section 18		cable length 4
function text	Page / column	Target designation from	Connection point	conductor	Target designation to	Connection point	Page / column	function text
	&EFS=V2WR1UQ51KF2+V2WR1UQ51KF2	+V2WR1UQ51KF2+V2WR1UQ51-KF2	1		11-X1	1	-BGS/R	&EFS=V2WR1UQ51UQ1+V2WR1UQ51UQ1/1.2
	&EFS=V2WR1UQ51KF2+V2WR1UQ51KF2	+V2WR1UQ51KF2+V2WR1UQ51-KF2	2		11-X1	2	-BGS/R	&EFS=V2WR1UQ51UQ1+V2WR1UQ51UQ1/1.2
	&EFS=V2WR1UQ51KF2+V2WR1UQ51KF2	+V2WR1UQ51KF2+V2WR1UQ51-KF2	3		11-X1	3	-BGS/R	&EFS=V2WR1UQ51UQ1+V2WR1UQ51UQ1/1.2
	&EFS=V2WR1UQ51KF2+V2WR1UQ51KF2	+V2WR1UQ51KF2+V2WR1UQ51-KF2	4		11-X1	4	-BGS/R	&EFS=V2WR1UQ51UQ1+V2WR1UQ51UQ1/1.2

Cable diagram

F09_002_VLU

Cable name -W1			cable type TPE					
remark			no. of conductors 4			cross-section 18		cable length 5
function text	Page / column	Target designation from	Connection point	conductor	Target designation to	Connection point	Page / column	function text
	&EFS=V2WR1UQ51KF1+V2WR1UQ51KF1	=V2WR1UQ51KF1+V2WR1UQ51-KF1	1		11-X2		-BGS/R	1	&EFS=V2WR1UQ51UQ1+V2WR1UQ51UQ1/1.4
	&EFS=V2WR1UQ51KF1+V2WR1UQ51KF1	=V2WR1UQ51KF1+V2WR1UQ51-KF1	2		11-X2		-BGS/R	2	&EFS=V2WR1UQ51UQ1+V2WR1UQ51UQ1/1.4
	&EFS=V2WR1UQ51KF1+V2WR1UQ51KF1	=V2WR1UQ51KF1+V2WR1UQ51-KF1	3		11-X2		-BGS/R	3	&EFS=V2WR1UQ51UQ1+V2WR1UQ51UQ1/1.4
	&EFS=V2WR1UQ51KF1+V2WR1UQ51KF1	=V2WR1UQ51KF1+V2WR1UQ51-KF1	4		11-X2		-BGS/R	4	&EFS=V2WR1UQ51UQ1+V2WR1UQ51UQ1/1.4

=V2WR1UQ51UQ1.2+.WR1UQ51UQ1.2/1

=V2WR1UQ51UQ1.4+.WR1UQ51UQ1.4/1

			Date	9/22/2022	Volvo Trucks North America	Valiant TMS	Cable diagram	Drawing name: =2V03&EFS-EL	= V2WR1UQ51UQ1.3	
			Ed.	MKLEPADLO			=V2WR1UQ51UQ1.3+V2WR1UQ51UQ1.3-W1		+ V2WR1UQ51UQ1.3	
			Appr		P6700 Underbody Floor Skin - Cell 2V03			Document type: EMA	Project nr: 22-16151	Page 1
Modification	Date	Name	Original		Replacement of / Replaced by	Scale 1:1				1721

Cable diagram

F09_002_VLU

Cable name -W1			cable type TPE					
remark			no. of conductors 4			cross-section 18		cable length 5
function text	Page / column	Target designation from	Connection point	conductor	Target designation to	Connection point	Page / column	function text
	&EFS=V2WR1UQ51KF2+V2WR1UQ51KF2	+V2WR1UQ51KF2+V2WR1UQ51-KF2	1		11-X2	1	-BGS/R	&EFS=V2WR1UQ51UQ1+V2WR1UQ51UQ1/1.5
	&EFS=V2WR1UQ51KF2+V2WR1UQ51KF2	+V2WR1UQ51KF2+V2WR1UQ51-KF2	2		11-X2	2	-BGS/R	&EFS=V2WR1UQ51UQ1+V2WR1UQ51UQ1/1.5
	&EFS=V2WR1UQ51KF2+V2WR1UQ51KF2	+V2WR1UQ51KF2+V2WR1UQ51-KF2	3		11-X2	3	-BGS/R	&EFS=V2WR1UQ51UQ1+V2WR1UQ51UQ1/1.5
	&EFS=V2WR1UQ51KF2+V2WR1UQ51KF2	+V2WR1UQ51KF2+V2WR1UQ51-KF2	4		11-X2	4	-BGS/R	&EFS=V2WR1UQ51UQ1+V2WR1UQ51UQ1/1.5

Cable diagram

F09_002_VLU

Cable name -W1			cable type TPE					
remark			no. of conductors 4			cross-section 18		cable length 6
function text	Page / column	Target designation from	Connection point	conductor	Target designation to	Connection point	Page / column	function text
	&EFS=V2WR1UQ51KF2+V2WR1UQ51KF2	+V2WR1UQ51KF2+V2WR1UQ51-KF2	1		11-X3		-BGS/R	1	&EFS=V2WR1UQ51UQ2+V2WR1UQ51UQ2/1.0
	&EFS=V2WR1UQ51KF2+V2WR1UQ51KF2	+V2WR1UQ51KF2+V2WR1UQ51-KF2	2		11-X3		-BGS/R	2	&EFS=V2WR1UQ51UQ2+V2WR1UQ51UQ2/1.0
	&EFS=V2WR1UQ51KF2+V2WR1UQ51KF2	+V2WR1UQ51KF2+V2WR1UQ51-KF2	3		11-X3		-BGS/R	3	&EFS=V2WR1UQ51UQ2+V2WR1UQ51UQ2/1.1
	&EFS=V2WR1UQ51KF2+V2WR1UQ51KF2	+V2WR1UQ51KF2+V2WR1UQ51-KF2	4		11-X3		-BGS/R	4	&EFS=V2WR1UQ51UQ2+V2WR1UQ51UQ2/1.1

Cable diagram

F09_002_VLU

Cable name -W1			cable type TPE					
remark			no. of conductors 4			cross-section 18		cable length 6
function text	Page / column	Target designation from	Connection point	conductor	Target designation to	Connection point	Page / column	function text
	&EFS=V2WR1UQ51KF2+V2WR1UQ51KF2	+V2WR1UQ51KF2+V2WR1UQ51-KF2	1		11-X4		-BGS/R	1	&EFS=V2WR1UQ51UQ2+V2WR1UQ51UQ2/1.2
	&EFS=V2WR1UQ51KF2+V2WR1UQ51KF2	+V2WR1UQ51KF2+V2WR1UQ51-KF2	2		11-X4		-BGS/R	2	&EFS=V2WR1UQ51UQ2+V2WR1UQ51UQ2/1.2
	&EFS=V2WR1UQ51KF2+V2WR1UQ51KF2	+V2WR1UQ51KF2+V2WR1UQ51-KF2	3		11-X4		-BGS/R	3	&EFS=V2WR1UQ51UQ2+V2WR1UQ51UQ2/1.2
	&EFS=V2WR1UQ51KF2+V2WR1UQ51KF2	+V2WR1UQ51KF2+V2WR1UQ51-KF2	4		11-X4		-BGS/R	4	&EFS=V2WR1UQ51UQ2+V2WR1UQ51UQ2/1.2

Cable diagram

F09_002_VLU

Cable name -W1			cable type TPE					
remark			no. of conductors 4			cross-section 18		cable length 6
function text	Page / column	Target designation from	Connection point	conductor	Target designation to	Connection point	Page / column	function text
	&EFS=V2WR1UQ51KF2+V2WR1UQ51KF2	+V2WR1UQ51KF2+V2WR1UQ51-KF2	1		11-X5	1	-BGS/R	&EFS=V2WR1UQ51UQ2+V2WR1UQ51UQ2/1.4
	&EFS=V2WR1UQ51KF2+V2WR1UQ51KF2	+V2WR1UQ51KF2+V2WR1UQ51-KF2	2		11-X5	2	-BGS/R	&EFS=V2WR1UQ51UQ2+V2WR1UQ51UQ2/1.4
	&EFS=V2WR1UQ51KF2+V2WR1UQ51KF2	+V2WR1UQ51KF2+V2WR1UQ51-KF2	3		11-X5	3	-BGS/R	&EFS=V2WR1UQ51UQ2+V2WR1UQ51UQ2/1.4
	&EFS=V2WR1UQ51KF2+V2WR1UQ51KF2	+V2WR1UQ51KF2+V2WR1UQ51-KF2	4		11-X5	4	-BGS/R	&EFS=V2WR1UQ51UQ2+V2WR1UQ51UQ2/1.4

Cable diagram

F09_002_VLU

Cable name -W1			cable type TPE					
remark			no. of conductors 4			cross-section 18		cable length 4
function text	Page / column	Target designation from	Connection point	conductor	Target designation to	Connection point	Page / column	function text
	&EFS=V2WR1UQ51KF2+V2WR1UQ51KF2	+V2WR1UQ51KF2+V2WR1UQ51-KF2	1		11-X6 -BGS/R	1	&EFS=V2WR1UQ51UQ3+V2WR1UQ51UQ3/1.0	
	&EFS=V2WR1UQ51KF2+V2WR1UQ51KF2	+V2WR1UQ51KF2+V2WR1UQ51-KF2	2		11-X6 -BGS/R	2	&EFS=V2WR1UQ51UQ3+V2WR1UQ51UQ3/1.0	
	&EFS=V2WR1UQ51KF2+V2WR1UQ51KF2	+V2WR1UQ51KF2+V2WR1UQ51-KF2	3		11-X6 -BGS/R	3	&EFS=V2WR1UQ51UQ3+V2WR1UQ51UQ3/1.1	
	&EFS=V2WR1UQ51KF2+V2WR1UQ51KF2	+V2WR1UQ51KF2+V2WR1UQ51-KF2	4		11-X6 -BGS/R	4	&EFS=V2WR1UQ51UQ3+V2WR1UQ51UQ3/1.1	

			Date	9/22/2022	Volvo Trucks North America	Valiant TMS	Cable diagram =V2WR1UQ51UQ3.1+V2WR1UQ51UQ3.1-W1	Drawing name: =2V03&EFS-EL	= V2WR1UQ51UQ3.1	
			Ed.	MKLEPADLO					+ V2WR1UQ51UQ3.1	
			Appr		P6700 Underbody Floor Skin - Cell 2V03			Document type: EMA	Project nr: 22-16151	Page 1
Modification	Date	Name	Original		Replacement of / Replaced by	Scale 1:1				1721

Cable diagram

F09_002_VLU

Cable name -W1			cable type TPE					
remark			no. of conductors 4			cross-section 18		cable length 2
function text	Page / column	Target designation from	Connection point	conductor	Target designation to	Connection point	Page / column	function text
	&EFS=V2WR1UQ51KF1+V2WR1UQ51KF1	=V2WR1UQ51KF1+V2WR1UQ51-KF1	1		11-X3		-BGS/R	1	&EFS=V2WR1UQ51UQ3+V2WR1UQ51UQ3/1.2
	&EFS=V2WR1UQ51KF1+V2WR1UQ51KF1	=V2WR1UQ51KF1+V2WR1UQ51-KF1	2		11-X3		-BGS/R	2	&EFS=V2WR1UQ51UQ3+V2WR1UQ51UQ3/1.2
	&EFS=V2WR1UQ51KF1+V2WR1UQ51KF1	=V2WR1UQ51KF1+V2WR1UQ51-KF1	3		11-X3		-BGS/R	3	&EFS=V2WR1UQ51UQ3+V2WR1UQ51UQ3/1.2
	&EFS=V2WR1UQ51KF1+V2WR1UQ51KF1	=V2WR1UQ51KF1+V2WR1UQ51-KF1	4		11-X3		-BGS/R	4	&EFS=V2WR1UQ51UQ3+V2WR1UQ51UQ3/1.2

Cable diagram

F09_002_VLU

Cable name -W1			cable type TPE					
remark			no. of conductors 4			cross-section 18		cable length 2
function text	Page / column	Target designation from	Connection point	conductor	Target designation to	Connection point	Page / column	function text
	&EFS=V2WR1UQ51KF2+V2WR1UQ51/KF2	+V2WR1UQ51/KF2+V2WR1UQ51-KF2	1		11-X7		-BGS/R	1	&EFS=V2WR1UQ51UQ3+V2WR1UQ51UQ3/1.4
	&EFS=V2WR1UQ51KF2+V2WR1UQ51/KF2	+V2WR1UQ51/KF2+V2WR1UQ51-KF2	2		11-X7		-BGS/R	2	&EFS=V2WR1UQ51UQ3+V2WR1UQ51UQ3/1.4
	&EFS=V2WR1UQ51KF2+V2WR1UQ51/KF2	+V2WR1UQ51/KF2+V2WR1UQ51-KF2	3		11-X7		-BGS/R	3	&EFS=V2WR1UQ51UQ3+V2WR1UQ51UQ3/1.4
	&EFS=V2WR1UQ51KF2+V2WR1UQ51/KF2	+V2WR1UQ51/KF2+V2WR1UQ51-KF2	4		11-X7		-BGS/R	4	&EFS=V2WR1UQ51UQ3+V2WR1UQ51UQ3/1.4

Cable diagram

F09_002_VLU

Cable name -W1			cable type TPE					
remark			no. of conductors 4			cross-section 18		cable length 4
function text	Page / column	Target designation from	Connection point	conductor	Target designation to	Connection point	Page / column	function text
	&EFS=V2WR1UQ51KF1+V2WR1UQ51KF1	+V2WR1UQ51KF1+V2WR1UQ51-KF1	1		11-X4	-BGS/R	1	&EFS=V2WR1UQ51UQ4+V2WR1UQ51UQ4/1.0
	&EFS=V2WR1UQ51KF1+V2WR1UQ51KF1	+V2WR1UQ51KF1+V2WR1UQ51-KF1	2		11-X4	-BGS/R	2	&EFS=V2WR1UQ51UQ4+V2WR1UQ51UQ4/1.0
	&EFS=V2WR1UQ51KF1+V2WR1UQ51KF1	+V2WR1UQ51KF1+V2WR1UQ51-KF1	3		11-X4	-BGS/R	3	&EFS=V2WR1UQ51UQ4+V2WR1UQ51UQ4/1.1
	&EFS=V2WR1UQ51KF1+V2WR1UQ51KF1	+V2WR1UQ51KF1+V2WR1UQ51-KF1	4		11-X4	-BGS/R	4	&EFS=V2WR1UQ51UQ4+V2WR1UQ51UQ4/1.1

Cable diagram

F09_002_VLU

Cable name -W1			cable type TPE					
remark			no. of conductors 4			cross-section 18		cable length 4
function text	Page / column	Target designation from	Connection point	conductor	Target designation to	Connection point	Page / column	function text
	&EFS=V2WR1UQ51KF2+V2WR1UQ51KF2	+V2WR1UQ51KF2+V2WR1UQ51-KF2	1		11-X8		-BGS/R	1	&EFS=V2WR1UQ51UQ5+V2WR1UQ51UQ5/1.0
	&EFS=V2WR1UQ51KF2+V2WR1UQ51KF2	+V2WR1UQ51KF2+V2WR1UQ51-KF2	2		11-X8		-BGS/R	2	&EFS=V2WR1UQ51UQ5+V2WR1UQ51UQ5/1.0
	&EFS=V2WR1UQ51KF2+V2WR1UQ51KF2	+V2WR1UQ51KF2+V2WR1UQ51-KF2	3		11-X8		-BGS/R	3	&EFS=V2WR1UQ51UQ5+V2WR1UQ51UQ5/1.1
	&EFS=V2WR1UQ51KF2+V2WR1UQ51KF2	+V2WR1UQ51KF2+V2WR1UQ51-KF2	4		11-X8		-BGS/R	4	&EFS=V2WR1UQ51UQ5+V2WR1UQ51UQ5/1.1

Cable diagram

F09_002_VLU

Cable name -W1			cable type TPE					
remark			no. of conductors 4			cross-section 18		cable length 2
function text	Page / column	Target designation from	Connection point	conductor	Target designation to	Connection point	Page / column	function text
	&EFS=V2WR1UQ51KF1+V2WR1UQ51KF1	+V2WR1UQ51KF1+V2WR1UQ51-KF1	1		11-X5		-BGS/R	1	&EFS=V2WR1UQ51UQ6+V2WR1UQ51UQ6/1.0
	&EFS=V2WR1UQ51KF1+V2WR1UQ51KF1	+V2WR1UQ51KF1+V2WR1UQ51-KF1	2		11-X5		-BGS/R	2	&EFS=V2WR1UQ51UQ6+V2WR1UQ51UQ6/1.0
	&EFS=V2WR1UQ51KF1+V2WR1UQ51KF1	+V2WR1UQ51KF1+V2WR1UQ51-KF1	3		11-X5		-BGS/R	3	&EFS=V2WR1UQ51UQ6+V2WR1UQ51UQ6/1.1
	&EFS=V2WR1UQ51KF1+V2WR1UQ51KF1	+V2WR1UQ51KF1+V2WR1UQ51-KF1	4		11-X5		-BGS/R	4	&EFS=V2WR1UQ51UQ6+V2WR1UQ51UQ6/1.1

=V2WR1UQ51UQ5.1+.WR1UQ51UQ5.1/1

=V2WR1UQ51UQ6.2+.WR1UQ51UQ6.2/1

			Date	9/22/2022	Volvo Trucks North America	Valiant TMS	Cable diagram =V2WR1UQ51UQ6.1+V2WR1UQ51UQ6.1-W1	Drawing name: =2V03&EFS-EL	= V2WR1UQ51UQ6.1
			Ed.	MKLEPADLO					+ V2WR1UQ51UQ6.1
			Appr		P6700 Underbody Floor Skin - Cell 2V03	Scale 1:1		Document type: EMA	Project nr: 22-16151	Page 1
Modification	Date	Name	Original		Replacement of / Replaced by				1721

Cable diagram

F09_002_VLU

Cable name -W1			cable type TPE					
remark			no. of conductors 4			cross-section 18		cable length 2
function text	Page / column	Target designation from	Connection point	conductor	Target designation to	Connection point	Page / column	function text
	&EFS=V2WR1UQ51KF2+V2WR1UQ51KF2	=V2WR1UQ51KF2+V2WR1UQ51-KF2	1		12-X1	1	-BGS/R	&EFS=V2WR1UQ51UQ6+V2WR1UQ51UQ6/1.2
	&EFS=V2WR1UQ51KF2+V2WR1UQ51KF2	=V2WR1UQ51KF2+V2WR1UQ51-KF2	2		12-X1	2	-BGS/R	&EFS=V2WR1UQ51UQ6+V2WR1UQ51UQ6/1.2
	&EFS=V2WR1UQ51KF2+V2WR1UQ51KF2	=V2WR1UQ51KF2+V2WR1UQ51-KF2	3		12-X1	3	-BGS/R	&EFS=V2WR1UQ51UQ6+V2WR1UQ51UQ6/1.2
	&EFS=V2WR1UQ51KF2+V2WR1UQ51KF2	=V2WR1UQ51KF2+V2WR1UQ51-KF2	4		12-X1	4	-BGS/R	&EFS=V2WR1UQ51UQ6+V2WR1UQ51UQ6/1.2

Cable diagram

F09_002_VLU

Cable name -W1			cable type TPE					
remark			no. of conductors 4			cross-section 18		cable length 2
function text	Page / column	Target designation from	Connection point	conductor	Target designation to	Connection point	Page / column	function text
	&EFS=V2WR1UQ51KF1+V2WR1UQ51KF1	=V2WR1UQ51KF1+V2WR1UQ51-KF1	1.11-X6		-BGS/R	1	&EFS=V2WR1UQ51UQ7+V2WR1UQ51UQ7/1.0	
	&EFS=V2WR1UQ51KF1+V2WR1UQ51KF1	=V2WR1UQ51KF1+V2WR1UQ51-KF1	2.11-X6		-BGS/R	2	&EFS=V2WR1UQ51UQ7+V2WR1UQ51UQ7/1.0	
	&EFS=V2WR1UQ51KF1+V2WR1UQ51KF1	=V2WR1UQ51KF1+V2WR1UQ51-KF1	3.11-X6		-BGS/R	3	&EFS=V2WR1UQ51UQ7+V2WR1UQ51UQ7/1.1	
	&EFS=V2WR1UQ51KF1+V2WR1UQ51KF1	=V2WR1UQ51KF1+V2WR1UQ51-KF1	4.11-X6		-BGS/R	4	&EFS=V2WR1UQ51UQ7+V2WR1UQ51UQ7/1.1	

Cable diagram

F09_002_VLU

Cable name -W1			cable type TPE					
remark			no. of conductors 4			cross-section 18		cable length 2
function text	Page / column	Target designation from	Connection point	conductor	Target designation to	Connection point	Page / column	function text
	&EFS=V2WR1UQ51KF2+V2WR1UQ51KF2	=V2WR1UQ51KF2+V2WR1UQ51-KF2	1		-BGS/R	1	&EFS=V2WR1UQ51UQ7+V2WR1UQ51UQ7/1.2	
	&EFS=V2WR1UQ51KF2+V2WR1UQ51KF2	=V2WR1UQ51KF2+V2WR1UQ51-KF2	2		-BGS/R	2	&EFS=V2WR1UQ51UQ7+V2WR1UQ51UQ7/1.2	
	&EFS=V2WR1UQ51KF2+V2WR1UQ51KF2	=V2WR1UQ51KF2+V2WR1UQ51-KF2	3		-BGS/R	3	&EFS=V2WR1UQ51UQ7+V2WR1UQ51UQ7/1.2	
	&EFS=V2WR1UQ51KF2+V2WR1UQ51KF2	=V2WR1UQ51KF2+V2WR1UQ51-KF2	4		-BGS/R	4	&EFS=V2WR1UQ51UQ7+V2WR1UQ51UQ7/1.2	

Cable diagram

F09_002_VLU

Cable name -W1			cable type TPE					
remark			no. of conductors 4			cross-section 18		cable length 4
function text	Page / column	Target designation from	Connection point	conductor	Target designation to	Connection point	Page / column	function text
	&EFS=V2WR1UQ51KF1+V2WR1UQ51KF1	=V2WR1UQ51KF1+V2WR1UQ51-KF1	1.11-X7		-BGS/R	1	&EFS=V2WR1UQ51UQ8+V2WR1UQ51UQ8/1.0	
	&EFS=V2WR1UQ51KF1+V2WR1UQ51KF1	=V2WR1UQ51KF1+V2WR1UQ51-KF1	2.11-X7		-BGS/R	2	&EFS=V2WR1UQ51UQ8+V2WR1UQ51UQ8/1.0	
	&EFS=V2WR1UQ51KF1+V2WR1UQ51KF1	=V2WR1UQ51KF1+V2WR1UQ51-KF1	3.11-X7		-BGS/R	3	&EFS=V2WR1UQ51UQ8+V2WR1UQ51UQ8/1.1	
	&EFS=V2WR1UQ51KF1+V2WR1UQ51KF1	=V2WR1UQ51KF1+V2WR1UQ51-KF1	4.11-X7		-BGS/R	4	&EFS=V2WR1UQ51UQ8+V2WR1UQ51UQ8/1.1	

Cable diagram

F09_002_VLU

Cable name -W1			cable type TPE					
remark			no. of conductors 4			cross-section 18		cable length 2
function text	Page / column	Target designation from	Connection point	conductor	Target designation to	Connection point	Page / column	function text
	&EFS=V2WR1UQ51KF1+V2WR1UQ51KF1	=V2WR1UQ51KF1+V2WR1UQ51-KF1	1.11-X8		-BGS/R	1	&EFS=V2WR1UQ51UQ9+V2WR1UQ51UQ9/1.0	
	&EFS=V2WR1UQ51KF1+V2WR1UQ51KF1	=V2WR1UQ51KF1+V2WR1UQ51-KF1	2.11-X8		-BGS/R	2	&EFS=V2WR1UQ51UQ9+V2WR1UQ51UQ9/1.0	
	&EFS=V2WR1UQ51KF1+V2WR1UQ51KF1	=V2WR1UQ51KF1+V2WR1UQ51-KF1	3.11-X8		-BGS/R	3	&EFS=V2WR1UQ51UQ9+V2WR1UQ51UQ9/1.1	
	&EFS=V2WR1UQ51KF1+V2WR1UQ51KF1	=V2WR1UQ51KF1+V2WR1UQ51-KF1	4.11-X8		-BGS/R	4	&EFS=V2WR1UQ51UQ9+V2WR1UQ51UQ9/1.1	

=V2WR1UQ51UQ8.1+.WR1UQ51UQ8.1/1

=V2WR1UQ51UQ10.1+.WR1UQ51UQ10.1/1

			Date	9/22/2022	Volvo Trucks North America	Valiant TMS	Cable diagram =V2WR1UQ51UQ9.1+V2WR1UQ51UQ9.1-W1	Drawing name: =2V03&EFS-EL	= V2WR1UQ51UQ9.1
			Ed.	MKLEPADLO					+ V2WR1UQ51UQ9.1
			Appr		P6700 Underbody Floor Skin - Cell 2V03			Document type: EMA	Project nr: 22-16151
Modification	Date	Name	Original		Replacement of / Replaced by	Scale 1:1			Page 1 / 1721

Cable diagram

F09_002_VLU

Cable name -W1			cable type TPE					
remark			no. of conductors 4			cross-section 18		cable length 1
function text	Page / column	Target designation from	Connection point	conductor	Target designation to	Connection point	Page / column	function text
	&EFS=V2WR1UQ51KF1+V2WR1UQ51KF1	=V2WR1UQ51KF1+V2WR1UQ51KF1	1		-BGS/R	1	&EFS=V2WR1UQ51UQ10+V2WR1UQ51UQ10/1.0	
	&EFS=V2WR1UQ51KF1+V2WR1UQ51KF1	=V2WR1UQ51KF1+V2WR1UQ51KF1	2		-BGS/R	2	&EFS=V2WR1UQ51UQ10+V2WR1UQ51UQ10/1.0	
	&EFS=V2WR1UQ51KF1+V2WR1UQ51KF1	=V2WR1UQ51KF1+V2WR1UQ51KF1	3		-BGS/R	3	&EFS=V2WR1UQ51UQ10+V2WR1UQ51UQ10/1.1	
	&EFS=V2WR1UQ51KF1+V2WR1UQ51KF1	=V2WR1UQ51KF1+V2WR1UQ51KF1	4		-BGS/R	4	&EFS=V2WR1UQ51UQ10+V2WR1UQ51UQ10/1.1	

=V2WR1UQ51UQ9.1+.WR1UQ51UQ9.1/1

=V2WR1UQ51UQ10.2+.WR1UQ51UQ10.2/1

			Date	9/22/2022	Volvo Trucks North America	Valiant TMS	Cable diagram =V2WR1UQ51UQ10.1+V2WR1UQ51UQ10.1-W1	Drawing name: =2V03&EFS-EL	= V2WR1UQ51UQ10.1
			Ed.	MKLEPADLO					+ V2WR1UQ51UQ10.1
			Appr		P6700 Underbody Floor Skin - Cell 2V03	Scale 1:1		Document type: EMA	Project nr: 22-16151
Modification	Date	Name	Original		Replacement of / Replaced by				Page 1 / 1721

Cable diagram

F09_002_VLU

Cable name -W1			cable type TPE					
remark			no. of conductors 4			cross-section 18		cable length 1
function text	Page / column	Target designation from	Connection point	conductor	Target designation to	Connection point	Page / column	function text
	&EFS=V2WR1UQ51KF2+V2WR1UQ51KF2	+V2WR1UQ51KF2+V2WR1UQ51-KF2	1	12-X3	-BGS/R	1	&EFS=V2WR1UQ51UQ10+V2WR1UQ51UQ10/1.2	
	&EFS=V2WR1UQ51KF2+V2WR1UQ51KF2	+V2WR1UQ51KF2+V2WR1UQ51-KF2	2	12-X3	-BGS/R	2	&EFS=V2WR1UQ51UQ10+V2WR1UQ51UQ10/1.2	
	&EFS=V2WR1UQ51KF2+V2WR1UQ51KF2	+V2WR1UQ51KF2+V2WR1UQ51-KF2	3	12-X3	-BGS/R	3	&EFS=V2WR1UQ51UQ10+V2WR1UQ51UQ10/1.2	
	&EFS=V2WR1UQ51KF2+V2WR1UQ51KF2	+V2WR1UQ51KF2+V2WR1UQ51-KF2	4	12-X3	-BGS/R	4	&EFS=V2WR1UQ51UQ10+V2WR1UQ51UQ10/1.2	

Cable diagram

F09_002_VLU

Cable name -W1			cable type TPE					
remark			no. of conductors 4			cross-section 18		cable length 3
function text	Page / column	Target designation from	Connection point	conductor	Target designation to	Connection point	Page / column	function text
	&EFS=V2WR1UQ51KF2+V2WR1UQ51KF2	+V2WR1UQ51KF2+V2WR1UQ51-KF2	1		12-X4		-BGS/R	1	&EFS=V2WR1UQ51UQ11+V2WR1UQ51UQ11/1.0
	&EFS=V2WR1UQ51KF2+V2WR1UQ51KF2	+V2WR1UQ51KF2+V2WR1UQ51-KF2	2		12-X4		-BGS/R	2	&EFS=V2WR1UQ51UQ11+V2WR1UQ51UQ11/1.0
	&EFS=V2WR1UQ51KF2+V2WR1UQ51KF2	+V2WR1UQ51KF2+V2WR1UQ51-KF2	3		12-X4		-BGS/R	3	&EFS=V2WR1UQ51UQ11+V2WR1UQ51UQ11/1.1
	&EFS=V2WR1UQ51KF2+V2WR1UQ51KF2	+V2WR1UQ51KF2+V2WR1UQ51-KF2	4		12-X4		-BGS/R	4	&EFS=V2WR1UQ51UQ11+V2WR1UQ51UQ11/1.1

=V2WR1UQ51UQ10.2+.WR1UQ51UQ10.2/1

=V2WR1UQ51UQ12.1+.WR1UQ51UQ12.1/1

			Date	9/22/2022	Volvo Trucks North America	Valiant TMS	Cable diagram =V2WR1UQ51UQ11.1+V2WR1UQ51UQ11.1-W1	Drawing name: =2V03&EFS-EL	= V2WR1UQ51UQ11.1
			Ed.	MKLEPADLO					+ V2WR1UQ51UQ11.1
			Appr		P6700 Underbody Floor Skin - Cell 2V03			Document type: EMA	Project nr: 22-16151
Modification	Date	Name	Original		Replacement of / Replaced by	Scale 1:1			Page 1 / 1721

Cable diagram

F09_002_VLU

Cable name -W1			cable type TPE					
remark			no. of conductors 4			cross-section 18		cable length 1
function text	Page / column	Target designation from	Connection point	conductor	Target designation to	Connection point	Page / column	function text
	&EFS=V2WR1UQ51KF1+V2WR1UQ51KF1	=V2WR1UQ51KF1+V2WR1UQ51-KF1	1		12-X2 -BGS/R	1	&EFS=V2WR1UQ51UQ12+V2WR1UQ51UQ12/1.0	
	&EFS=V2WR1UQ51KF1+V2WR1UQ51KF1	=V2WR1UQ51KF1+V2WR1UQ51-KF1	2		12-X2 -BGS/R	2	&EFS=V2WR1UQ51UQ12+V2WR1UQ51UQ12/1.0	
	&EFS=V2WR1UQ51KF1+V2WR1UQ51KF1	=V2WR1UQ51KF1+V2WR1UQ51-KF1	3		12-X2 -BGS/R	3	&EFS=V2WR1UQ51UQ12+V2WR1UQ51UQ12/1.1	
	&EFS=V2WR1UQ51KF1+V2WR1UQ51KF1	=V2WR1UQ51KF1+V2WR1UQ51-KF1	4		12-X2 -BGS/R	4	&EFS=V2WR1UQ51UQ12+V2WR1UQ51UQ12/1.1	

			Date	9/22/2022	Volvo Trucks North America	Valiant TMS	Cable diagram =V2WR1UQ51UQ12.1+V2WR1UQ51UQ12.1-W1	Drawing name: =2V03&EFS-EL	= V2WR1UQ51UQ12.1
			Ed.	MKLEPADLO					+ V2WR1UQ51UQ12.1
			Appr		P6700 Underbody Floor Skin - Cell 2V03			Document type: EMA	Project nr: 22-16151 Page 1
Modification	Date	Name	Original		Replacement of / Replaced by	Scale 1:1			1721

0	1	2	3	4	5	6	7	8	9

Cable diagram

F09_002_VLU

Cable name	-W1	cable type	TPE		
remark		no. of conductors	4	cross-section 18	cable length 2

function text	Page / column	Target designation from	Connection point	conductor	Target designation to	Connection point	Page / column	function text
	&EFS=V2WR1UQ51KF1+V2WR1UQ51KF1	=V2WR1UQ51KF1+V2WR1UQ51-KF1	1.12-X3		-BGS/R	1	&EFS=V2WR1UQ51UQ13+V2WR1UQ51UQ13/1.0	
	&EFS=V2WR1UQ51KF1+V2WR1UQ51KF1	=V2WR1UQ51KF1+V2WR1UQ51-KF1	2.12-X3		-BGS/R	2	&EFS=V2WR1UQ51UQ13+V2WR1UQ51UQ13/1.0	
	&EFS=V2WR1UQ51KF1+V2WR1UQ51KF1	=V2WR1UQ51KF1+V2WR1UQ51-KF1	3.12-X3		-BGS/R	3	&EFS=V2WR1UQ51UQ13+V2WR1UQ51UQ13/1.1	
	&EFS=V2WR1UQ51KF1+V2WR1UQ51KF1	=V2WR1UQ51KF1+V2WR1UQ51-KF1	4.12-X3		-BGS/R	4	&EFS=V2WR1UQ51UQ13+V2WR1UQ51UQ13/1.1	

=V2WR1UQ51UQ12.1+.WR1UQ51UQ12.1/1

=V2WR1UQ51UQ13.2+.WR1UQ51UQ13.2/1

			Date	9/22/2022	Volvo Trucks North America	Valiant TMS	Cable diagram =V2WR1UQ51UQ13.1+V2WR1UQ51UQ13.1-W1	Drawing name: =2V03&EFS-EL	= V2WR1UQ51UQ13.1 + V2WR1UQ51UQ13.1
			Ed.	MKLEPADLO	P6700 Underbody Floor Skin - Cell 2V03				
			Appr					Document type: EMA	Project nr: 22-16151
Modification	Date	Name	Original		Replacement of / Replaced by	Scale 1:1			Page 1 / 1721

Cable diagram

F09_002_VLU

Cable name -W1			cable type TPE					
remark			no. of conductors 4			cross-section 18		cable length 3
function text	Page / column	Target designation from	Connection point	conductor	Target designation to	Connection point	Page / column	function text
	&EFS=V2WR1UQ51KF2+V2WR1UQ51KF2	+V2WR1UQ51KF2+V2WR1UQ51-KF2	1		12-X5 -BGS/R	1	&EFS=V2WR1UQ51UQ13+V2WR1UQ51UQ13/1.2	
	&EFS=V2WR1UQ51KF2+V2WR1UQ51KF2	+V2WR1UQ51KF2+V2WR1UQ51-KF2	2		12-X5 -BGS/R	2	&EFS=V2WR1UQ51UQ13+V2WR1UQ51UQ13/1.2	
	&EFS=V2WR1UQ51KF2+V2WR1UQ51KF2	+V2WR1UQ51KF2+V2WR1UQ51-KF2	3		12-X5 -BGS/R	3	&EFS=V2WR1UQ51UQ13+V2WR1UQ51UQ13/1.2	
	&EFS=V2WR1UQ51KF2+V2WR1UQ51KF2	+V2WR1UQ51KF2+V2WR1UQ51-KF2	4		12-X5 -BGS/R	4	&EFS=V2WR1UQ51UQ13+V2WR1UQ51UQ13/1.2	

Cable diagram

F09_002_VLU

Cable name -W1			cable type TPE					
remark			no. of conductors 4			cross-section 18		cable length 2
function text	Page / column	Target designation from	Connection point	conductor	Target designation to	Connection point	Page / column	function text
	&EFS=V2WR1UQ51KF2+V2WR1UQ51KF2	+V2WR1UQ51KF2+V2WR1UQ51-KF2	1		12-X6 -BGS/R	1	&EFS=V2WR1UQ51UQ13+V2WR1UQ51UQ13/1.4	
	&EFS=V2WR1UQ51KF2+V2WR1UQ51KF2	+V2WR1UQ51KF2+V2WR1UQ51-KF2	2		12-X6 -BGS/R	2	&EFS=V2WR1UQ51UQ13+V2WR1UQ51UQ13/1.4	
	&EFS=V2WR1UQ51KF2+V2WR1UQ51KF2	+V2WR1UQ51KF2+V2WR1UQ51-KF2	3		12-X6 -BGS/R	3	&EFS=V2WR1UQ51UQ13+V2WR1UQ51UQ13/1.4	
	&EFS=V2WR1UQ51KF2+V2WR1UQ51KF2	+V2WR1UQ51KF2+V2WR1UQ51-KF2	4		12-X6 -BGS/R	4	&EFS=V2WR1UQ51UQ13+V2WR1UQ51UQ13/1.4	

			Date	9/22/2022	Volvo Trucks North America	Valiant TMS	Cable diagram =V2WR1UQ51UQ13.3+V2WR1UQ51UQ13.3-W1	Drawing name: =2V03&EFS-EL	= V2WR1UQ51UQ13.3	
			Ed.	MKLEPADLO					+ V2WR1UQ51UQ13.3	
			Appr		P6700 Underbody Floor Skin - Cell 2V03			Document type: EMA	Project nr: 22-16151	Page 1
Modification	Date	Name	Original		Replacement of / Replaced by	Scale 1:1				1721

Cable diagram

F09_002_VLU

Cable name -W1			cable type TPE					
remark			no. of conductors 4			cross-section 18		cable length 2
function text	Page / column	Target designation from	Connection point	conductor	Target designation to	Connection point	Page / column	function text
	&EFS=V2WR1UQ51KF1+V2WR1UQ51KF1	+V2WR1UQ51KF1+V2WR1UQ51-KF1	1	12-X4	-BGS/R	1	&EFS=V2WR1UQ51UQ14+V2WR1UQ51UQ14/1.0	
	&EFS=V2WR1UQ51KF1+V2WR1UQ51KF1	+V2WR1UQ51KF1+V2WR1UQ51-KF1	2	12-X4	-BGS/R	2	&EFS=V2WR1UQ51UQ14+V2WR1UQ51UQ14/1.0	
	&EFS=V2WR1UQ51KF1+V2WR1UQ51KF1	+V2WR1UQ51KF1+V2WR1UQ51-KF1	3	12-X4	-BGS/R	3	&EFS=V2WR1UQ51UQ14+V2WR1UQ51UQ14/1.1	
	&EFS=V2WR1UQ51KF1+V2WR1UQ51KF1	+V2WR1UQ51KF1+V2WR1UQ51-KF1	4	12-X4	-BGS/R	4	&EFS=V2WR1UQ51UQ14+V2WR1UQ51UQ14/1.1	

Cable diagram

F09_002_VLU

Cable name -W1			cable type TPU					
remark			no. of conductors 5			cross-section 16		cable length
function text	Page / column	Target designation from	Connection point	conductor	Target designation to	Connection point	Page / column	function text
	&EFS/1.4	=V2WC4+UC46-XD51	1		-XG51	P1:1	&EFS/1.4	
	&EFS/1.4	=V2WC4+UC46-XD51	2		-XG51	P1:2	&EFS/1.4	
	&EFS/1.5	=V2WC4+UC46-XD51	4		-XG51	P1:4	&EFS/1.5	
	&EFS/1.5	=V2WC4+UC46-XD51	5		-XG51	P1:5	&EFS/1.5	
	&EFS/1.5	=V2WC4+UC46-XD51	3		-XG51	P1:3	&EFS/1.5	

Cable diagram

F09_002_VLU

Cable name	-KF100.14-P11		cable type	PROFINET Cable				
remark			no. of conductors	4	cross-section	22	cable length	
function text	Page / column	Target designation from	Connection point	conductor	Target designation to	Connection point	Page / column	function text
	&EFS=V2KF1+.UC14/2.5	=V2KF1+UC14-KF100.14-P11			-X150	P1	&EFS/1.6	

			Date	9/22/2022	Volvo Trucks North America	Valiant TMS	Cable diagram	Drawing name:	= V2WR1WC1
			Ed.	MKLEPADLO			=V2WR1WC1+V2WR1UC01-KF100.14-P11	=2V03&EFS-EL	+ V2WR1UC01
			Appr		P6700 Underbody Floor Skin - Cell 2V03			Document type: EMA	Project nr: 22-16151
Modification	Date	Name	Original		Replacement of / Replaced by	Scale 1:1			Page 1 / 1721

Cable diagram

F09_002_VLU

Cable name -W1			cable type TC-ER					
remark			no. of conductors 4			cross-section 2		cable length 50
function text	Page / column	Target designation from	Connection point	conductor	Target designation to	Connection point	Page / column	function text
	&EFS=V1WC2+V1UC11/11.3	=V2WR1+V1UC11-FC1	4		-Q1	3	&EFS/1.3	
	&EFS=V1WC2+V1UC11/11.3	=V2WR1+V1UC11-FC1	6		-Q1	5	&EFS/1.3	
Power Distribution =V2WR1	&EFS=V1WC2+V1UC11/11.4		PE		-PE		&EFS/1.4	

Cable diagram

F09_002_VLU

Cable name -W1			cable type TPE					
remark			no. of conductors 4			cross-section 18		cable length 1
function text	Page / column	Target designation from	Connection point	conductor	Target designation to	Connection point	Page / column	function text
	&EFS/1.0	-BG01	1		=V2LB1NB1KF2-KF2.11	X07:4	&EFS=V2LB1NB1KF2/10.4	
	&EFS/1.0	-BG01	4		=V2LB1NB1KF2-KF2.11	X07:1	&EFS=V2LB1NB1KF2/10.3	
	&EFS/1.1	-BG01	3		=V2LB1NB1KF2-KF2.11	X07:2	&EFS=V2LB1NB1KF2/10.3	

Cable diagram

F09_002_VLU

Cable name -W2			cable type TPE					
remark			no. of conductors 4			cross-section 18		cable length 4
function text	Page / column	Target designation from	Connection point	conductor	Target designation to	Connection point	Page / column	function text
	&EFS/1.1	-BG02	1		=V2LB1NB1KF2-KF2.11	X08:4	&EFS=V2LB1NB1KF2/10.5	
	&EFS/1.1	-BG02	4		=V2LB1NB1KF2-KF2.11	X08:1	&EFS=V2LB1NB1KF2/10.5	
	&EFS/1.2	-BG02	3		=V2LB1NB1KF2-KF2.11	X08:2	&EFS=V2LB1NB1KF2/10.5	

Cable diagram

F09_002_VLU

Cable name -W3			cable type TPE					
remark			no. of conductors 4			cross-section 18		cable length 2
function text	Page / column	Target designation from	Connection point	conductor	Target designation to	Connection point	Page / column	function text
	&EFS/1.3	-BG03	1		=V2LB1NB1KF1-KF1.11	X0:1	&EFS=V2LB1NB1KF1/10.1	
	&EFS/1.3	-BG03	4		=V2LB1NB1KF1-KF1.11	X0:4	&EFS=V2LB1NB1KF1/10.1	Door Closed
	&EFS/1.4	-BG03	3		=V2LB1NB1KF1-KF1.11	X0:3	&EFS=V2LB1NB1KF1/10.1	

Cable diagram

F09_002_VLU

Cable name -W4			cable type TPE					
remark			no. of conductors 4			cross-section 18		cable length 2
function text	Page / column	Target designation from	Connection point	conductor	Target designation to	Connection point	Page / column	function text
	&EFS/1.4	-BG04	1		=V2LB1NB1KF1-KF1.11	X1:1	&EFS=V2LB1NB1KF1/10.2	
	&EFS/1.4	-BG04	4		=V2LB1NB1KF1-KF1.11	X1:4	&EFS=V2LB1NB1KF1/10.2	Door Close Decel
	&EFS/1.5	-BG04	3		=V2LB1NB1KF1-KF1.11	X1:3	&EFS=V2LB1NB1KF1/10.2	

Cable diagram

F09_002_VLU

Cable name -W5			cable type TPE					
remark			no. of conductors 4			cross-section 18		cable length 2
function text	Page / column	Target designation from	Connection point	conductor	Target designation to	Connection point	Page / column	function text
	&EFS/1.6	-BG05	1		=V2LB1NB1KF1-KF1.11	X2:1	&EFS=V2LB1NB1KF1/10.3	
	&EFS/1.6	-BG05	4		=V2LB1NB1KF1-KF1.11	X2:4	&EFS=V2LB1NB1KF1/10.3	Door Open Decel
	&EFS/1.6	-BG05	3		=V2LB1NB1KF1-KF1.11	X2:3	&EFS=V2LB1NB1KF1/10.3	

Cable diagram

F09_002_VLU

Cable name -W6			cable type TPE					
remark			no. of conductors 4			cross-section 18		cable length 2
function text	Page / column	Target designation from	Connection point	conductor	Target designation to	Connection point	Page / column	function text
	&EFS/1.7	-BG06	1		=V2LB1NB1KF1-KF1.11	X3:1	&EFS=V2LB1NB1KF1/10.4	
	&EFS/1.7	-BG06	4		=V2LB1NB1KF1-KF1.11	X3:4	&EFS=V2LB1NB1KF1/10.4	Door Open
	&EFS/1.7	-BG06	3		=V2LB1NB1KF1-KF1.11	X3:3	&EFS=V2LB1NB1KF1/10.4	

Cable diagram

F09_002_VLU

Cable name -W7			cable type TPE					
remark			no. of conductors 4			cross-section 18		cable length 2
function text	Page / column	Target designation from	Connection point	conductor	Target designation to	Connection point	Page / column	function text
	&EFS/2.0	-BG07	1		=V2LB1NB1KF1-KF1.11	X4:1	&EFS=V2LB1NB1KF1/10.5	
	&EFS/2.0	-BG07	4		=V2LB1NB1KF1-KF1.11	X4:4	&EFS=V2LB1NB1KF1/10.5	Lockout pin
	&EFS/2.1	-BG07	3		=V2LB1NB1KF1-KF1.11	X4:3	&EFS=V2LB1NB1KF1/10.5	

Cable diagram

F09_002_VLU

Cable name -W8			cable type TPE					
remark			no. of conductors 4			cross-section 18		cable length 5
function text	Page / column	Target designation from	Connection point	conductor	Target designation to	Connection point	Page / column	function text
	&EFS/2.1	-BG08	1		=V2LB1NB1KF1-KF1.11	X5:1	&EFS=V2LB1NB1KF1/10.6	
	&EFS/2.1	-BG08	4		=V2LB1NB1KF1-KF1.11	X5:4	&EFS=V2LB1NB1KF1/10.6	Lockout pin
	&EFS/2.2	-BG08	3		=V2LB1NB1KF1-KF1.11	X5:3	&EFS=V2LB1NB1KF1/10.6	

Cable diagram

F09_002_VLU

Cable name -W2			cable type TPU					
remark			no. of conductors 5			cross-section 16		cable length 1
function text	Page / column	Target designation from	Connection point	conductor	Target designation to	Connection point	Page / column	function text
	&EFS/10.1	-KF1.11	POWER IN:4		=V2LB1NB1KF2-KF2.11	X02:1	&EFS=V2LB1NB1KF2/10.2	
	&EFS/10.1	-KF1.11	POWER IN:5		=V2LB1NB1KF2-KF2.11	X02:2	&EFS=V2LB1NB1KF2/10.2	
	&EFS/10.1	-KF1.11	POWER IN:1		=V2LB1NB1KF2-KF2.11	X02:3	&EFS=V2LB1NB1KF2/10.2	
	&EFS/10.1	-KF1.11	POWER IN:2		=V2LB1NB1KF2-KF2.11	X02:4	&EFS=V2LB1NB1KF2/10.3	
	&EFS/10.1	-KF1.11	POWER IN:3		=V2LB1NB1KF2-KF2.11	X02:5	&EFS=V2LB1NB1KF2/10.3	

Cable diagram

F09_002_VLU

Cable name -W1			cable type TC-ER					
remark			no. of conductors 4			cross-section 10		cable length 45
function text	Page / column	Target designation from	Connection point	conductor	Target designation to	Connection point	Page / column	function text
	&EFS=V1WC2+V1UC11/14.2	=V2LB1NB1+V1UC11-FC1	2		-Q1	1	&EFS/1.3	
	&EFS=V1WC2+V1UC11/14.2	=V2LB1NB1+V1UC11-FC1	4		-Q1	3	&EFS/1.3	
	&EFS=V1WC2+V1UC11/14.2	=V2LB1NB1+V1UC11-FC1	6		-Q1	5	&EFS/1.3	
Power Distribution =V2LB1NB1 (Roll-up Door)	&EFS=V1WC2+V1UC11/14.8		PE		=V2LB1-NB1	X1:PE	&EFS/1.4	

			Date	10/27/2022	Volvo Trucks North America	Valiant TMS	Cable diagram =V2LB1NB1WC1+V2LB1NB1UC01-W1	Drawing name:	= V2LB1NB1WC1 + V2LB1NB1UC01
			Ed.	MKLEPADLO	P6700 Underbody Floor Skin - Cell 2V03				
			Appr			Scale 1:1		Document type: EMA	Project nr: 22-16151 Page 1
Modification	Date	Name	Original		Replacement of / Replaced by				1721

Cable diagram

F09_002_VLU

Cable name -W2			cable type NEBM-M12G8-E-1.5-Q5-LE6					
remark			no. of conductors 4			cross-section 0,34		cable length 5
function text	Page / column	Target designation from	Connection point	conductor	Target designation to	Connection point	Page / column	function text
				WH				
				BN				
				GN				
				YE				
				GY				
				PK				
				SH				

			Date	10/27/2022	Volvo Trucks North America	Valiant TMS	Cable diagram =V2LB1NB1WC1+V2LB1NB1UC01-W2	Drawing name:	= V2LB1NB1WC1
			Ed.	MKLEPADLO					+ V2LB1NB1UC01
			Appr		P6700 Underbody Floor Skin - Cell 2V03			Document type: EMA	Project nr: 22-16151 Page 2
Modification	Date	Name	Original		Replacement of / Replaced by	Scale 1:1			1721

Cable diagram

F09_002_VLU

Cable name -W3			cable type NEBM-M12G8-E-1.5-Q5-LE6					
remark			no. of conductors 6			cross-section 0,34		cable length 5
function text	Page / column	Target designation from	Connection point	conductor	Target designation to	Connection point	Page / column	function text
				WH				
				BN				
				GN				
				YE				
				GY				
				PK				
				SH				

			Date	10/27/2022	Volvo Trucks North America	Valiant TMS	Cable diagram =V2LB1NB1WC1+V2LB1NB1UC01-W3	Drawing name: = V2LB1NB1WC1 + V2LB1NB1UC01
			Ed.	MKLEPADLO				
			Appr		P6700 Underbody Floor Skin - Cell 2V03			Document type: EMA / Project nr: 22-16151 / Page 3
Modification	Date	Name	Original		Replacement of / Replaced by	Scale 1:1		1721

Cable diagram

F09_002_VLU

Cable name -W1.1			cable type TPE					
remark			no. of conductors 4			cross-section 18		cable length 10
function text	Page / column	Target designation from	Connection point	conductor	Target designation to	Connection point	Page / column	function text
	&EFS=V1UN1KF1/10.1	=V1UN1KF1-KF1.11	X0:1		-PF1-Branch1	1	&EFS/2.3	
S100 Dome light	&EFS=V1UN1KF1/10.1	=V1UN1KF1-KF1.11	X0:4		-PF1-Branch1	2	&EFS/2.4	
	&EFS=V1UN1KF1/10.1	=V1UN1KF1-KF1.11	X0:3		-PF1-Branch1	3	&EFS/2.4	
S100 Dome light	&EFS=V1UN1KF1/10.1	=V1UN1KF1-KF1.11	X0:2		-PF1-Branch1	4	&EFS/2.3	

			Date	11/1/2022	Volvo Trucks North America	Valiant TMS	Cable diagram =V1UN1PF1+V1UN1-W1.1	Drawing name:	= V1UN1PF1
			Ed.	KMAFFRE					+ V1UN1
			Appr		P6700 Underbody Floor Skin - Cell 2V03			Document type: EMA	Project nr: 22-16151 Page 1
Modification	Date	Name	Original		Replacement of / Replaced by	Scale 1:1			1721

Cable diagram

F09_002_VLU

Cable name -W1.2			cable type TPE					
remark			no. of conductors 4			cross-section 18		cable length 10
function text	Page / column	Target designation from	Connection point	conductor	Target designation to	Connection point	Page / column	function text
	&EFS=V1UN1KF1/10.2	=V1UN1KF1-KF1.11	X1:1		-PF1-Branch2	1	&EFS/2.5	
S100 Dome light	&EFS=V1UN1KF1/10.2	=V1UN1KF1-KF1.11	X1:4		-PF1-Branch2	2	&EFS/2.5	
	&EFS=V1UN1KF1/10.2	=V1UN1KF1-KF1.11	X1:3		-PF1-Branch2	3	&EFS/2.5	
S100 Dome light	&EFS=V1UN1KF1/10.2	=V1UN1KF1-KF1.11	X1:2		-PF1-Branch2	4	&EFS/2.4	

Cable diagram

F09_002_VLU

Cable name -W1.1			cable type TPE					
remark			no. of conductors 4			cross-section 18		cable length
function text	Page / column	Target designation from	Connection point	conductor	Target designation to	Connection point	Page / column	function text
	&EFS=V2U90U01KF1/10=1	V2U90U01KF1-KF1.11	X0:1		-PF1-Branch1	1	&EFS/2.3	
S090 Dome light	&EFS=V2U90U01KF1/10=1	V2U90U01KF1-KF1.11	X0:4		-PF1-Branch1	2	&EFS/2.4	
	&EFS=V2U90U01KF1/10=1	V2U90U01KF1-KF1.11	X0:3		-PF1-Branch1	3	&EFS/2.4	
S090 Dome light	&EFS=V2U90U01KF1/10=1	V2U90U01KF1-KF1.11	X0:2		-PF1-Branch1	4	&EFS/2.3	

			Date	11/1/2022	Volvo Trucks North America	Valiant TMS	Cable diagram =V2U90U01PF1+V2U90U01-W1.1	Drawing name:	= V2U90U01PF1 + V2U90U01
			Ed.	KMAFFRE					
			Appr		P6700 Underbody Floor Skin - Cell 2V03	Scale 1:1		Document type: EMA	Project nr: 22-16151 Page 1
Modification	Date	Name	Original		Replacement of / Replaced by				1721

Cable diagram

F09_002_VLU

Cable name -W1.2			cable type TPE					
remark			no. of conductors 4			cross-section 18		cable length
function text	Page / column	Target designation from	Connection point	conductor	Target designation to	Connection point	Page / column	function text
	&EFS=V2U90U01KF1/10.2	-V2U90U01KF1-KF1.11	X1:1		-PF1-Branch2	1	&EFS/2.5	
S090 Dome light	&EFS=V2U90U01KF1/10.2	-V2U90U01KF1-KF1.11	X1:4		-PF1-Branch2	2	&EFS/2.5	
	&EFS=V2U90U01KF1/10.2	-V2U90U01KF1-KF1.11	X1:3		-PF1-Branch2	3	&EFS/2.5	
S090 Dome light	&EFS=V2U90U01KF1/10.2	-V2U90U01KF1-KF1.11	X1:2		-PF1-Branch2	4	&EFS/2.4	

=V1WR1UQ52UQ5.2+V1WR1UQ52UQ5.2/1

			Date	11/1/2022	Volvo Trucks North America		Valiant TMS	Cable diagram =V2U90U01PF1+V2U90U01-W1.2	Drawing name:	= V2U90U01PF1 + V2U90U01	
			Ed.	KMAFFRE							
			Appr		P6700 Underbody Floor Skin - Cell 2V03		Scale 1:1		Document type: EMA	Project nr: 22-16151	Page 2 / 1721
Modification	Date	Name	Original		Replacement of	Replaced by					

Cable diagram

F09_002_VLU

Cable name -W1			cable type TPE					
remark			no. of conductors 4			cross-section 18		cable length 4
function text	Page / column	Target designation from	Connection point	conductor	Target designation to	Connection point	Page / column	function text
	&EFS=V1WR1UQ52KF1+V1WR1UQ52KF1	=V1WR1UQ52KF1+V1WR1UQ52-KF1	1		14-X2		-BGS/R	1	&EFS=V1WR1UQ52UQ5+V1WR1UQ52UQ5/1.2
	&EFS=V1WR1UQ52KF1+V1WR1UQ52KF2	=V1WR1UQ52KF1+V1WR1UQ52-KF2	2		14-X2		-BGS/R	2	&EFS=V1WR1UQ52UQ5+V1WR1UQ52UQ5/1.2
	&EFS=V1WR1UQ52KF1+V1WR1UQ52KF2	=V1WR1UQ52KF1+V1WR1UQ52-KF3	3		14-X2		-BGS/R	3	&EFS=V1WR1UQ52UQ5+V1WR1UQ52UQ5/1.2
	&EFS=V1WR1UQ52KF1+V1WR1UQ52KF2	=V1WR1UQ52KF1+V1WR1UQ52-KF4	4		14-X2		-BGS/R	4	&EFS=V1WR1UQ52UQ5+V1WR1UQ52UQ5/1.2

=V2U90U01PF1+V2U90U01/2

=V1U70FQ1+.U70/1

			Date	11/14/2022	Volvo Trucks North America	Valiant TMS	Cable diagram	Drawing name:	= V1WR1UQ52UQ5.2
			Ed.	KMAFFRE			=V1WR1UQ52UQ5.2+V1WR1UQ52UQ5.2-W1		+ V1WR1UQ52UQ5.2
			Appr		P6700 Underbody Floor Skin - Cell 2V03			Document type: EMA	Project nr: 22-16151
Modification	Date	Name	Original		Replacement of / Replaced by	Scale 1:1			Page 1 / 1721

Cable diagram

F09_002_VLU

Cable name -W1			cable type TPE					
remark			no. of conductors 4			cross-section 18		cable length 20
function text	Page / column	Target designation from	Connection point	conductor	Target designation to	Connection point	Page / column	function text
	&EFS/1.3	=V1KF1+UC11-KF11.31	4:1		-BG01	4	&EFS/1.4	
	&EFS/1.3	=V1KF1+UC11-KF11.31	12:1		-BG01	3	&EFS/1.4	
	&EFS/1.5	=V1KF1+UC11-KF11.31	16:1		-BG01	1	&EFS/1.4	
	&EFS/1.4	=V1KF1+UC11-KF11.31	8:1		-BG01	2	&EFS/1.4	

Cable diagram

F09_002_VLU

Cable name -W1			cable type TPE					
remark			no. of conductors 4			cross-section 18		cable length 20
function text	Page / column	Target designation from	Connection point	conductor	Target designation to	Connection point	Page / column	function text
	&EFS/1.3	=V1KF1+UC14-KF14.31	1:1		-BG02	4	&EFS/1.4	
	&EFS/1.3	=V1KF1+UC14-KF14.31	9:1		-BG02	3	&EFS/1.4	
	&EFS/1.5	=V1KF1+UC14-KF14.31	13:1		-BG02	1	&EFS/1.4	
	&EFS/1.4	=V1KF1+UC14-KF14.31	5:1		-BG02	2	&EFS/1.4	

Cable overview

F10_001_Cable

Cable name	Source (from)	Target (to)	cable type	all conductors	Conductors used	Cross-section [mm]	Length [m]	remark
=V1SF0SF1-W1	=V1KF1+V1UC11-KF11.14	=V1SF0SF1+V1UC71-SF1	CBL	8	8	24	25	
	=V1WC4+V1UC11-XD13							
	=V1KF1+V1UC11-KF11.31							
	=V1WC4+V1UC11-XD10							
=V2LB1NB1WC1-W2			NEBM-M12G8-E-1.5-Q5-LE6	4	0	0,34	5	
=V2LB1NB1WC1-W3			NEBM-M12G8-E-1.5-Q5-LE6	6	0	0,34	5	
=KH0-W1			NEBS-L1G4-K-5-LE4	4	0	26	5	
=KF0KF1-KF1.31-P2	=KF0KF1+UC31-KF1.31-X1	=KF0KF1+UC31-KF31	PROFINET Cable	4	0	22		
=KF0KF1-KF100-P1	=KF0KF1+UC31-KF100.31	=KF0KF1+UC31-KF99.31	PROFINET Cable	4	1	22		
=KF0KF1-KF100.31-P2	=KF0KF1+UC31-KF1.31-X2	=KF0KF1+UC31-KF100.31	PROFINET Cable	4	0	22		
=KF0KF1-KF100.31-P3	=KF0KF1+UC31-KF1.31-X1	=KF0KF1+UC31-KF100.31	PROFINET Cable	4	0	22		
=KF0KF1-KF100.31-P4	=KF0KF1+UC31-KF100.31	=KF0KF1+UC31-PC1	PROFINET Cable	4	0	22		
=KF0KF1-KF100.31-P5	=KF0KF1+UC31-KF100.31	=KF0KF1+UC31-PC1	PROFINET Cable	4	0	22		
=KF0KF1-KF100.31-P6	=KF0KF1+UC31-KF100.31-P6	=KF0KF1+UC31-KF100.31	PROFINET Cable	4	1	22		
=KF0KF1-KF100.31-P7	=KF0KF1+UC31-KF100.31-P7	=KF0KF1+UC31-KF100.31	PROFINET Cable	4	1	22		
=KF0KF1-KF100.31-P8	=KF0KF1+UC31-KF100.31-P8	=KF0KF1+UC31-KF100.31	PROFINET Cable	4	1	22		
=KF0KF1-KF100.31-P9	=KF0KF1+UC31-KF100.31-P9	=KF0KF1+UC31-XG2	PROFINET Cable	4	1	22		
		=KF0KF1+UC31-KF100.31						
=KF0KF1-KF100.31-P10	=KF0KF1+UC31-KF100.31-P10	=KF0KF1+UC31-KF100.31	PROFINET Cable	4	1	22		
=KF0KF1-KF100.31-P11	=KF0KF1+UC31-KF100.31-P11	=KF0KF1+UC31-KF100.31	PROFINET Cable	4	1	22		
=KF0KF1-KF100.31-P12	=KF0KF1+UC31-KF100.31-P12	=KF0KF1+UC31-KF100.31	PROFINET Cable	4	1	22		
=KF0KF1-KF100.31-P13	=KF0KF1+UC31-KF100.31-P13	=KF0KF1+UC31-KF100.31	PROFINET Cable	4	1	22		
=KF0KF1-KF100.31-P14	=KF0KF1+UC31-KF100.31-P14	=KF0KF1+UC31-KF100.31	PROFINET Cable	4	1	22		
=KF0KF1-KF100.31-P15	=KF0KF1+UC31-KF100.31-P15	=KF0KF1+UC31-KF100.31	PROFINET Cable	4	1	22		
=KF0KF1-KF100.31-P16	=KF0KF1+UC31-KF100.31-P16	=KF0KF1+UC31-KF100.31	PROFINET Cable	4	1	22		
=KF0KF1-WF1	=KF0KF1+UC31-KF99.31	=KF0KF1+UC31-xx	PROFINET Cable	4	0	22		
=V1AR11KF1-KF100.11-P5	=V1AR11KF1+V1AR11UC01-XPN-X2	=V1KF1+V1UC11-KF100.11-P5	PROFINET Cable	4	0	22		
=V1AR11UQ41KF1-WF1	=V1AR11UQ41KF1+V1AR11UQ41-KF1-TP1	=V1AR11UQ41KF1+V1AR11UQ41-R3.CP/CS	PROFINET Cable	4	1	22		
=V1AR12KF1-KF100.14-P8	=V1AR12KF1+V1AR12UC01-XPN-X2	=V1KF1+V1UC14-KF100.14-P8	PROFINET Cable	4	1	22		
=V1AR12UQ41KF1-WF1	=V1AR12UQ41KF1+V1AR12UQ41-KF1-TP1	=V1AR12UQ41KF1+V1AR12UQ41-R3.CP/CS	PROFINET Cable	4	1	22		
=V1AR12UQ41KF2-WF2	=V1AR12UQ41KF1+V1AR12UQ41-KF1-TP2	=V1AR12UQ41KF2+V1AR12UQ41-KF2-TP1	PROFINET Cable	4	1	22		
=V1AR12UQ42KF1-WF1	=V1AR12UQ42KF1+V1AR12UQ42-KF1-TP1	=V1AR12UQ42KF1+V1AR12UQ42-R3.CP/CS	PROFINET Cable	4	1	22		
=V1AR13KF1-KF100.14-P9	=V1AR13KF1+V1AR13UC01-XPN-X2	=V1KF1+V1UC14-KF100.14-P9	PROFINET Cable	4	0	22		
=V1AR13UQ41KF1-WF1	=V1AR13UQ41KF1+V1AR13UQ41-KF1-TP1	=V1AR13UQ41KF1+V1AR13UQ41-R3.CP/CS	PROFINET Cable	4	1	22		
=V1AR13UQ41KF2-WF2	=V1AR13UQ41KF1+V1AR13UQ41-KF1-TP2	=V1AR13UQ41KF2+V1AR13UQ41-KF2-TP1	PROFINET Cable	4	1	22		
=V1AR21KF1-KF100.11-P6	=V1AR21KF1+V1AR21UC01-XPN-X2	=V1KF1+V1UC11-KF100.11-P6	PROFINET Cable	4	1	22		
=V1AR22KF1-KF100.11-P7	=V1AR22KF1+V1AR22UC01-XPN-X2	=V1KF1+V1UC11-KF100.11-P7	PROFINET Cable	4	1	22		
=V1AR23KF1-KF100.14-P5	=V1AR23KF1+V1AR23UC01-XPN-X2	=V1KF1+V1UC14-KF100.14-P5	PROFINET Cable	4	1	22		
=V1AR24KF1-KF100.14-P6	=V1AR24KF1+V1AR24UC01-XPN-X2	=V1KF1+V1UC14-KF100.14-P6	PROFINET Cable	4	1	22		
=V1AR25KF1-KF100.14-P7	=V1AR25KF1+V1AR25UC01-XPN-X2	=V1KF1+V1UC14-KF100.14-P7	PROFINET Cable	4	1	22		
=V1AR26KF1-KF100.11-P8	=V1AR26KF1+V1AR26UC01-XPN-X2	=V1KF1+V1UC11-KF100.11-P8	PROFINET Cable	4	1	22		
=V1CL1KF1-KF100.15-P5	=V1KF1+V1UC15-KF100.15-P5	=V1CL1KF1+V1CL1-KF1.11	PROFINET Cable	4	1	22		
=V1CL2KF1-KF1-P2R	=V1CL1KF1+V1CL1-KF1.11	=V1CL2KF1+V1CL2-KF1.11	PROFINET Cable	4	1	22		
=V1CL3KF1-KF100.15-P6	=V1KF1+V1UC15-KF100.15-P6	=V1CL3KF1+V1CL3-KF1.11	PROFINET Cable	4	1	22		
=V1CL4KF1-KF1-P2R	=V1CL3KF1+V1CL3-KF1.11	=V1CL4KF1+V1CL4-KF1.11	PROFINET Cable	4	1	22		

			Date	12/2/2022	Volvo Trucks North America	Valiant TMS	Cable overview	Drawing name: =2V03&EFS_EL	=		
			Ed.	MKLEPADLO					+		
			Appr		P6700 Underbody Floor Skin - Cell 2V03			Document type: EMC	Project nr: 22-16151	Page	1
Modification	Date	Name	Original		Replacement of	Replaced by	Scale 1:1				1721

Cable overview

F10_001_Cable

Cable name	Source (from)	Target (to)	cable type	all conductors	Conductors used	Cross-section [mm]	Length [m]	remark
=V1FQ1-KF100.11-P16	=V1FQ1+V1FQ1BG2-BG2-X4	=V1FQ1+V1FQ1BG3-BG3-X3	PROFINET Cable	4	0	22		
=V1GL12UQ51KF1-KF100.14-P11	=V1KF1+V1UC14-KF100.14-P11	=V1GL12UQ51KF1+V1GL12UQ51-KF1-TP1	PROFINET Cable	4	1	22		
=V1KF1-KF100.11-P1	=V1KF1+V1UC11-KF100.11-P1	=V1KF1+V1UC11-KF100.11	PROFINET Cable	4	1	22		
=V1KF1-KF100.11-P3	=V1KF1+V1UC11-KF100.11	=V1KF1+V1UC11-KF11	PROFINET Cable	4	0	22		
=V1KF1-KF100.11-P4	=V1KF1+V1UC11-KF100.11-P4	=V1KF1+V1UC11-KF100.11	PROFINET Cable	4	1	22		
=V1KF1-KF100.11-P5	=V1KF1+V1UC11-KF100.11-P5	=V1KF1+V1UC11-KF100.11	PROFINET Cable	4	1	22		
=V1KF1-KF100.11-P6	=V1KF1+V1UC11-KF100.11-P6	=V1KF1+V1UC11-KF100.11	PROFINET Cable	4	1	22		
=V1KF1-KF100.11-P7	=V1KF1+V1UC11-KF100.11-P7	=V1KF1+V1UC11-KF100.11	PROFINET Cable	4	1	22		
=V1KF1-KF100.11-P8	=V1KF1+V1UC11-KF100.11-P8	=V1KF1+V1UC11-KF100.11	PROFINET Cable	4	1	22		
=V1KF1-KF100.11-P9	=V1KF1+V1UC11-KF100.11-P9	=V1KF1+V1UC11-KF100.11	PROFINET Cable	4	1	22		
=V1KF1-KF100.11-P10	=V1KF1+V1UC11-KF100.11-P10	=V1KF1+V1UC11-KF100.11	PROFINET Cable	4	1	22		
=V1KF1-KF100.11-P11	=V1KF1+V1UC11-KF100.11-P11	=V1KF1+V1UC11-KF100.11	PROFINET Cable	4	1	22		
=V1KF1-KF100.11-P12	=V1KF1+V1UC11-KF100.11-P12	=V1KF1+V1UC11-KF100.11	PROFINET Cable	4	1	22		
=V1KF1-KF100.11-P13	=V1KF1+V1UC11-KF100.11-P13	=V1KF1+V1UC11-KF100.11	PROFINET Cable	4	1	22		
=V1KF1-KF100.11-P14	=V1KF1+V1UC11-KF100.11-P14	=V1KF1+V1UC11-KF100.11	PROFINET Cable	4	1	22		
=V1KF1-KF100.11-P15	=V1KF1+V1UC11-KF100.11-P15	=V1FQ1+V1FQ1BG1-BG1-X3	PROFINET Cable	4	1	22		
		=V1KF1+V1UC11-KF100.11						
=V1KF1-KF100.11-P16	=V1KF1+V1UC11-KF100.11-P16	=V1FQ1+V1FQ1BG2-BG2-X3	PROFINET Cable	4	1	22		
		=V1KF1+V1UC11-KF100.11						
=V1KF1-KF100.31-P6	=KF0KF1+UC31-KF100.31-P6	=V1KF1+V1UC11-KF100.11-P1	PROFINET Cable	4	0	22		
=V1KF1-KF100.14-P1	=V1KF1+V1UC14-KF100.14-P1	=V1KF1+V1UC14-KF100.14	PROFINET Cable	4	1	22		
=V1KF1-KF100.14-P3	=V1KF1+V1UC14-KF100.14	=V1KF1+V1UC14-KF14	PROFINET Cable	4	0	22		
=V1KF1-KF100.14-P4	=V1KF1+V1UC14-KF100.14-P4	=V1KF1+V1UC14-KF100.14	PROFINET Cable	4	1	22		
=V1KF1-KF100.14-P5	=V1KF1+V1UC14-KF100.14-P5	=V1KF1+V1UC14-KF100.14	PROFINET Cable	4	1	22		
=V1KF1-KF100.14-P6	=V1KF1+V1UC14-KF100.14-P6	=V1KF1+V1UC14-KF100.14	PROFINET Cable	4	1	22		
=V1KF1-KF100.14-P7	=V1KF1+V1UC14-KF100.14-P7	=V1KF1+V1UC14-KF100.14	PROFINET Cable	4	1	22		
=V1KF1-KF100.14-P8	=V1KF1+V1UC14-KF100.14-P8	=V1KF1+V1UC14-KF100.14	PROFINET Cable	4	1	22		
=V1KF1-KF100.14-P9	=V1KF1+V1UC14-KF100.14-P9	=V1KF1+V1UC14-KF100.14	PROFINET Cable	4	1	22		
=V1KF1-KF100.14-P10	=V1KF1+V1UC14-KF100.14-P10	=V1KF1+V1UC14-KF100.14	PROFINET Cable	4	1	22		
=V1KF1-KF100.14-P11	=V1KF1+V1UC14-KF100.14-P11	=V1KF1+V1UC14-KF100.14	PROFINET Cable	4	1	22		
=V1KF1-KF100.14-P12	=V1KF1+V1UC14-KF100.14-P12	=V1KF1+V1UC14-KF100.14	PROFINET Cable	4	1	22		
=V1KF1-KF100.14-P13	=V1KF1+V1UC14-KF100.14-P13	=V1KF1+V1UC14-KF100.14	PROFINET Cable	4	1	22		
=V1KF1-KF100.14-P14	=V1KF1+V1UC14-KF100.14-P14	=V1KF1+V1UC14-KF100.14	PROFINET Cable	4	1	22		
=V1KF1-KF100.14-P15	=V1KF1+V1UC14-KF100.14-P15	=V1KF1+V1UC14-KF100.14	PROFINET Cable	4	1	22		
=V1KF1-KF100.14-P16	=V1KF1+V1UC14-KF100.14-P16	=V1KF1+V1UC14-KF100.14	PROFINET Cable	4	1	22		
=V1KF1-KF100.31-P10	=KF0KF1+UC31-KF100.31-P10	=V1KF1+V1UC14-KF100.14-P1	PROFINET Cable	4	0	22		
=V1KF1-KF100.15-P1	=V1KF1+V1UC15-KF100.15-P1	=V1KF1+V1UC15-KF100.15	PROFINET Cable	4	1	22		
=V1KF1-KF100.15-P3	=V1KF1+V1UC15-KF100.15	=V1KF1+V1UC15-KF15	PROFINET Cable	4	0	22		
=V1KF1-KF100.15-P4	=V1KF1+V1UC15-KF100.15-P4	=V1KF1+V1UC15-KF100.15	PROFINET Cable	4	1	22		
=V1KF1-KF100.15-P5	=V1KF1+V1UC15-KF100.15-P5	=V1KF1+V1UC15-KF100.15	PROFINET Cable	4	1	22		
=V1KF1-KF100.15-P6	=V1KF1+V1UC15-KF100.15-P6	=V1KF1+V1UC15-KF100.15	PROFINET Cable	4	1	22		
=V1KF1-KF100.15-P7	=V1KF1+V1UC15-KF100.15-P7	=V1KF1+V1UC15-KF100.15	PROFINET Cable	4	1	22		
=V1KF1-KF100.15-P8	=V1KF1+V1UC15-KF100.15-P8	=V1KF1+V1UC15-KF100.15	PROFINET Cable	4	1	22		
=V1KF1-KF100.15-P9	=V1KF1+V1UC15-KF100.15-P9	=V1KF1+V1UC15-KF100.15	PROFINET Cable	4	1	22		
=V1KF1-KF100.15-P10	=V1KF1+V1UC15-KF100.15-P10	=V1KF1+V1UC15-KF100.15	PROFINET Cable	4	1	22		
=V1KF1-KF100.15-P11	=V1KF1+V1UC15-KF100.15-P11	=V1KF1+V1UC15-KF100.15	PROFINET Cable	4	1	22		

Cable overview

F10_001_Cable

Cable name	Source (from)	Target (to)	cable type	all conductors	Conductors used	Cross-section [mm]	Length [m]	remark
=V1KF1-KF100.15-P12	=V1KF1+V1UC15-KF100.15-P12	=V1KF1+V1UC15-KF100.15	PROFINET Cable	4	1	22		
=V1KF1-KF100.15-P13	=V1KF1+V1UC15-KF100.15-P13	=V1KF1+V1UC15-KF100.15	PROFINET Cable	4	1	22		
=V1KF1-KF100.15-P14	=V1KF1+V1UC15-KF100.15-P14	=V1KF1+V1UC15-KF100.15	PROFINET Cable	4	1	22		
=V1KF1-KF100.15-P15	=V1KF1+V1UC15-KF100.15-P15	=V1KF1+V1UC15-KF100.15	PROFINET Cable	4	1	22		
=V1KF1-KF100.15-P16	=V1KF1+V1UC15-KF100.15-P16	=V1KF1+V1UC15-KF100.15	PROFINET Cable	4	1	22		
=V1KF1-KF100.31-P11	=KF0KF1+UC31-KF100.31-P11	=V1KF1+V1UC15-KF100.15-P1	PROFINET Cable	4	0	22		
=V1KF1-KF100.11-P13	=V1KF1+V1UC11-KF100.11-P13	=V1KF1+V1UC32-PNET1	PROFINET Cable	4	0	22		
=V1KF1-PNET1	=V1KF1+V1UC32-PNET1	=V1KF1+V1UC32-KF32	PROFINET Cable	4	0	22		
=V1KF1-KF100.14-P13	=V1KF1+V1UC14-KF100.14-P13	=V1KF1+V1UC33-PNET1	PROFINET Cable	4	1	22		
=V1KF1-PNET1	=V1KF1+V1UC33-PNET1	=V1KF1+V1UC33-KF33	PROFINET Cable	4	0	22		
=V1KF1-KF100.31-P7	=KF0KF1+UC31-KF100.31-P7	=V1KF1+V1WR1-XD1	PROFINET Cable	4	0	22	15	
	=V1KF1+V1UC46-KF100.46-P1							
=V1KF1-KF100.46-P1	=V1KF1+V1UC46-KF100.46-P1	=V1KF1+V1UC46-KF100.46	PROFINET Cable	4	1	22		
=V1KF1-KF100.46-P2	=V1KF1+V1UC46-KF100.46	=V1KF1+V1UC46-KF46	PROFINET Cable	4	0	22	1	
=V1KF1-KF100.46-P3	=V1KF1+V1UC46-KF100.46-P3	=V1KF1+V1UC46-KF100.46	PROFINET Cable	4	1	22		
=V1KF1-KF100.46-P4	=V1KF1+V1UC46-KF100.46-P4	=V1KF1+V1UC46-KF100.46	PROFINET Cable	4	1	22		
=V1KF1-KF100.46-P5	=V1KF1+V1UC46-KF100.46-P5	=V1KF1+V1UC46-KF100.46	PROFINET Cable	4	1	22		
=V1KF1-KF100.46-P6	=V1KF1+V1UC46-KF100.46-P6	=V1KF1+V1UC46-KF100.46	PROFINET Cable	4	1	22		
=V1PF1WC3-KF100.14-P15	=V1KF1+V1UC14-KF100.14-P15	=V1PF1WC3+V1PF1UC01-ENET0	PROFINET Cable	4	1	22	15	
=V1SF0PG1-KF32-P2	=V1KF1+V1UC32-KF32	=V1SF0PG1+V1UC32-PG1	PROFINET Cable	4	0	22		
=V1SF0PG2-KF33-P2	=V1KF1+V1UC33-KF33	=V1SF0PG2+V1UC33-PG1	PROFINET Cable	4	0	22		
=V1SF0PG3-KF100.11-P14	=V1KF1+V1UC11-KF100.11-P14	=V1SF0PG3+V1UC51-PNET1	PROFINET Cable	4	1	22		
=V1SF0PG3-PNET1	=V1SF0PG3+V1UC51-PNET1	=V1SF0PG3+V1UC51-PG1	PROFINET Cable	4	0	22		
=V1U70U01KF1-KF100.11-P10	=V1KF1+V1UC11-KF100.11-P10	=V1U70U01KF1+V1U70U01-KF1.11	PROFINET Cable	4	0	22		
=V1UN1KF1-KF100.14-P13	=V2KF1+V2UC14-KF100.14-P13	=V1UN1KF1+V1UN1-KF1.11	PROFINET Cable	4	0	22		
=V1UQ51KF1-KF100.14-P12	=V1KF1+V1UC14-KF100.14-P12	=V1UQ51KF1+V1UQ51-KF1-TP1	PROFINET Cable	4	0	22		
=V1UQ51KF2-KF1-TP1	=V1UQ51KF1+V1UQ51-KF1-TP2	=V1UQ51KF2+V1UQ51-KF2-TP1	PROFINET Cable	4	1	22		
=V1UQ52KF1-KF100.14-P14	=V1KF1+V1UC14-KF100.14-P14	=V1UQ52KF1+V1UQ52-KF1.11	PROFINET Cable	4	0	22		
=V1WC1-KF100.11-P2	=V1KF1+V1UC11-KF100.11	=V1WC1+V1UC11-KF1.2	PROFINET Cable	4	1	22		
=V1WR1KF1-KF100.11-P12	=V1KF1+V1UC11-KF100.11-P12	=V1WR1KF1+V1WR1-KF1.11	PROFINET Cable	4	0	22		
=V1WR1UQ51KF1-KF100.46-P3	=V1KF1+V1UC46-KF100.46-P3	=V1WR1UQ51KF1+V1WR1UQ51-KF1-TP1	PROFINET Cable	4	0	22		
=V1WR1UQ51KF2-KF1-TP1	=V1WR1UQ51KF1+V1WR1UQ51-KF1-TP2	=V1WR1UQ51KF2+V1WR1UQ51-KF2-TP1	PROFINET Cable	4	1	22		
=V1WR1UQ52KF1-KF100.46-P4	=V1KF1+V1UC46-KF100.46-P4	=V1WR1UQ52KF1+V1WR1UQ52-KF1-TP1	PROFINET Cable	4	0	22		
=V1WR1UQ52KF2-KF1-TP1	=V1WR1UQ52KF1+V1WR1UQ52-KF1-TP2	=V1WR1UQ52KF2+V1WR1UQ52-KF2-TP1	PROFINET Cable	4	1	22		
=V1WR1WC1-KF100.11-P11	=V1KF1+V1UC11-KF100.11-P11	=V1WR1WC1+V1WR1UC01-X150	PROFINET Cable	4	1	22		
=V2AR181KF1-KF100.14-P6	=V2AR181KF1+V2AR181UC01-XPN-X2	=V2KF1+V2UC14-KF100.14-P6	PROFINET Cable	4	1	22		
=V2KF1-KF100.14-P1	=V2KF1+V2UC14-KF100.14-P1	=V2KF1+V2UC14-KF100.14	PROFINET Cable	4	1	22		
=V2KF1-KF100.14-P3	=V2KF1+V2UC14-KF100.14	=V2KF1+V2UC14-KF14	PROFINET Cable	4	0	22		
=V2KF1-KF100.14-P4	=V2KF1+V2UC14-KF100.14-P4	=V2KF1+V2UC14-KF100.14	PROFINET Cable	4	1	22		
=V2KF1-KF100.14-P5	=V2KF1+V2UC14-KF100.14-P5	=V2KF1+V2UC14-KF100.14	PROFINET Cable	4	1	22		
=V2KF1-KF100.14-P6	=V2KF1+V2UC14-KF100.14-P6	=V2KF1+V2UC14-KF100.14	PROFINET Cable	4	1	22		
=V2KF1-KF100.14-P7	=V2KF1+V2UC14-KF100.14-P7	=V2KF1+V2UC14-KF100.14	PROFINET Cable	4	1	22		
=V2KF1-KF100.14-P8	=V2KF1+V2UC14-KF100.14-P8	=V2KF1+V2UC14-KF100.14	PROFINET Cable	4	1	22		
=V2KF1-KF100.14-P9	=V2KF1+V2UC14-KF100.14-P9	=V2KF1+V2UC14-KF100.14	PROFINET Cable	4	1	22		
=V2KF1-KF100.14-P10	=V2KF1+V2UC14-KF100.14-P10	=V2KF1+V2UC14-KF100.14	PROFINET Cable	4	1	22		
=V2KF1-KF100.14-P11	=V2KF1+V2UC14-KF100.14-P11	=V2KF1+V2UC14-KF100.14	PROFINET Cable	4	1	22		

Cable overview

F10_001_Cable

Cable name	Source (from)	Target (to)	cable type	all conductors	Conductors used	Cross-section [mm]	Length [m]	remark
=V2KF1-KF100.14-P12	=V2KF1+V2UC14-KF100.14-P12	=V2KF1+V2UC14-KF100.14	PROFINET Cable	4	1	22		
=V2KF1-KF100.14-P13	=V2KF1+V2UC14-KF100.14-P13	=V2KF1+V2UC14-KF100.14	PROFINET Cable	4	1	22		
=V2KF1-KF100.14-P14	=V2KF1+V2UC14-KF100.14-P14	=V2KF1+V2UC14-KF100.14	PROFINET Cable	4	1	22		
=V2KF1-KF100.14-P15	=V2KF1+V2UC14-KF100.14-P15	=V2FQ1+V2FQ1BG1-BG1-X3	PROFINET Cable	4	1	22		
		=V2KF1+V2UC14-KF100.14						
=V2KF1-KF100.14-P16	=V2KF1+V2UC14-KF100.14-P16	=V2KF1+V2UC14-KF100.14	PROFINET Cable	4	1	22		
=V2KF1-KF100.31-P10	=KF0KF1+UC31-KF100.31-P12	=V2KF1+V2UC14-KF100.14-P1	PROFINET Cable	4	0	22		
=V2KF1-KF100.14-P5	=V2KF1+V2UC14-KF100.14-P5	=V2KF1+V2WR1-XD1	PROFINET Cable	4	0	22	15	
	=V2KF1+V2UC46-KF100.46-P1							
=V2KF1-KF100.46-P1	=V2KF1+V2UC46-KF100.46-P1	=V2KF1+V2UC46-KF100.46	PROFINET Cable	4	1	22		
=V2KF1-KF100.46-P2	=V2KF1+V2UC46-KF100.46	=V2KF1+V2UC46-KF46	PROFINET Cable	4	0	22	1	
=V2KF1-KF100.46-P3	=V2KF1+V2UC46-KF100.46-P3	=V2KF1+V2UC46-KF100.46	PROFINET Cable	4	1	22		
=V2KF1-KF100.46-P4	=V2KF1+V2UC46-KF100.46-P4	=V2KF1+V2UC46-KF100.46	PROFINET Cable	4	1	22		
=V2KF1-KF100.46-P5	=V2KF1+V2UC46-KF100.46-P5	=V2KF1+V2UC46-KF100.46	PROFINET Cable	4	1	22		
=V2KF1-KF100.46-P6	=V2KF1+V2UC46-KF100.46-P6	=V2KF1+V2UC46-KF100.46	PROFINET Cable	4	1	22		
=V2U90U01KF1-KF100.14-P7	=V2KF1+V2UC14-KF100.14-P7	=V2U90U01KF1+V2U90U01-KF1.11	PROFINET Cable	4	0	22		
=V2WR1KF1-KF100.14-P15	=V2FQ1+V2FQ1BG1-BG1-X4	=V2WR1KF1+V2WR1-KF1.11	PROFINET Cable	4	0	22		
=V2WR1UQ51KF1-KF100.46-P3	=V2KF1+V2UC46-KF100.46-P3	=V2WR1UQ51KF1+V2WR1UQ51-KF1-TP1	PROFINET Cable	4	0	22		
=V2WR1UQ51KF2-WF2	=V2WR1UQ51KF1+V2WR1UQ51-KF1-TP2	=V2WR1UQ51KF2+V2WR1UQ51-KF2-TP1	PROFINET Cable	4	1	22		
=V2WR1WC1-KF100.14-P11	=V2KF1+V2UC14-KF100.14-P11	=V2WR1WC1+V2WR1UC01-X150	PROFINET Cable	4	1	22		
=V2LB1NB1KF1-WF1			PROFINET Cable	4	0	22		
=V2LB1NB1KF2-KF100.14-P8			PROFINET Cable	4	0	22		
=V1WC1-GND1	=WC1+V1UC161-WC1	=V1WC1+V1UC161-GND	RK	1	0	2		
=V1WC1-GND1	=WC1+V1UC162-WC1	=V1WC1+V1UC162-GND	RK	1	0	2		
=V1WC1-GND1	=WC1+V1UC163-WC1	=V1WC1+V1UC163-GND	RK	1	0	2		
=V1WC1-GND1	=V1WC1+V1UC11-GND	=V1WC1+V1UC11-PE	RK	1	1	6		
=V1AR21XQ11WC1-W1			TC-ER	4	0	1	7.62	Max.
=V1AR22XQ11WC1-W1			TC-ER	4	0	1	7.62	Max.
=V1AR23XQ11WC1-W1	=V1AR23XQ11WC1+V1AR23XQ11UC01-XG1	=V1WC2+V1UC163-XG1	TC-ER	4	4	1	7.62	Max.
		=V1WC2+V1UC163-XG2						
=V1AR24XQ11WC1-W1			TC-ER	4	0	1	7.62	Max.
=V1AR25XQ11WC1-W1	=V1AR25XQ11WC1+V1AR25XQ11UC01-XG1	=V1WC2+V1UC163-XG1	TC-ER	4	4	1	7.62	Max.
		=V1WC2+V1UC163-XG2						
=V1AR26XQ11WC1-W1	=V1AR26XQ11WC1+V1AR26XQ11UC01-XG1	=V1WC2+V1UC162-XG1	TC-ER	4	4	1	7.62	Max.
		=V1WC2+V1UC162-XG2						
=V1WR1WC1-W1		=V1WR1WC1+V1WR1UC01-PE	TC-ER	4	3	2	25	
	=V1WR1+V1UC11-FC1	=V1WR1WC1+V1WR1UC01-Q1						
=V2WR1WC1-W1		=V2WR1WC1+V2WR1UC01-PE	TC-ER	4	3	2	50	
	=V2WR1+V1UC11-FC1	=V2WR1WC1+V2WR1UC01-Q1						
=KF0WC3-W1	=KF0WC3+UC31-XD1	=V1WC3+V1UC11-XD1	TC-ER	3	3	10	40	
		=V1WC3+V1UC11-PE						
=V1AR11WC1-W1		=V1AR11WC1+V1AR11UC01-PE	TC-ER	4	4	10	15	
	=V1AR11+V1UC11-FC1	=V1AR11WC1+V1AR11UC01-Q1						
=V1AR12WC1-W1		=V1AR12WC1+V1AR12UC01-PE	TC-ER	4	4	10	18	
	=V1AR12+V1UC11-FC1	=V1AR12WC1+V1AR12UC01-Q1						
=V1AR13WC1-W1		=V1AR13WC1+V1AR13UC01-PE	TC-ER	4	4	10	20	

Cable overview

F10_001_Cable

Cable name	Source (from)	Target (to)	cable type	all conductors	Conductors used	Cross-section [mm]	Length [m]	remark
	=V1AR13+V1UC11-FC1	=V1AR13WC1+V1AR13UC01-Q1						
=V1AR21WC1-W1		=V1AR21WC1+V1AR21UC01-PE	TC-ER	4	4	10	15	
	=V1AR21+V1UC11-FC1	=V1AR21WC1+V1AR21UC01-Q1						
=V1AR22WC1-W1		=V1AR22WC1+V1AR22UC01-PE	TC-ER	4	4	10	22	
	=V1AR22+V1UC11-FC1	=V1AR22WC1+V1AR22UC01-Q1						
=V1AR23WC1-W1		=V1AR23WC1+V1AR23UC01-PE	TC-ER	4	4	10	32	
	=V1AR23+V1UC11-FC1	=V1AR23WC1+V1AR23UC01-Q1						
=V1AR24WC1-W1		=V1AR24WC1+V1AR24UC01-PE	TC-ER	4	4	10	20	
	=V1AR24+V1UC11-FC1	=V1AR24WC1+V1AR24UC01-Q1						
=V1AR25WC1-W1		=V1AR25WC1+V1AR25UC01-PE	TC-ER	4	4	10	35	
	=V1AR25+V1UC11-FC1	=V1AR25WC1+V1AR25UC01-Q1						
=V1AR26WC1-W1		=V1AR26WC1+V1AR26UC01-PE	TC-ER	4	4	10	35	
	=V1AR26+V1UC11-FC1	=V1AR26WC1+V1AR26UC01-Q1						
=V1WC3-W1	=V1WC3+V1UC11-XD2	=V1WC3+V1UC14-XD1	TC-ER	3	3	10	25	
	=V1WC3+V1UC11-PE							
=V1WC3-W1	=V1WC3+V1UC11-XD2	=V1WC3+V1UC15-XD1	TC-ER	3	3	10	25	
	=V1WC3+V1UC11-PE							
=V2AR181WC1-W1		=V2AR181WC1+V2AR181UC01-PE	TC-ER	4	4	10	50	
	=V2AR181+V1UC11-FC1	=V2AR181WC1+V2AR181UC01-Q1						
=V2AR181XQ91WC1-W1	=V2AR181XQ91WC1+V2AR181XQ91UC01-XG1	=V2AR181XQ91+V1UC11-FC1	TC-ER	4	4	10	50	
=V2AR181XQ92WC1-W1	=V2AR181XQ92WC1+V2AR181XQ92UC01-XG1	=V2AR181XQ92+V1UC11-FC1	TC-ER	4	4	10	50	
=V2AR181XQ93WC1-W1	=V2AR181XQ93WC1+V2AR181XQ93UC01-XG1	=V2AR181XQ93+V1UC11-FC1	TC-ER	4	4	10	55	
=V2GL11WC1-W1		=V2GL11WC1+V2GL11UC01-PE	TC-ER	4	3	10	50	
	=V2GL11+V1UC11-FC1	=V2GL11WC1+V2GL11UC01-Q1						
=V2WC3-W1	=V1WC3+V1UC11-XD2	=V2WC3+V2UC14-XD1	TC-ER	3	3	10	25	
	=V1WC3+V1UC11-PE							
=V2LB1NB1WC1-W1		=V2LB1+V2LB1NB1UC01-NB1	TC-ER	4	4	10	45	
	=V2LB1NB1+V1UC11-FC1	=V2LB1NB1WC1+V2LB1NB1UC01-Q1						
=V2LB1NB1WC3-W1			TC-ER	3	0	12		
=V2LB1NB1WC3-W2			TC-ER	3	0	12		
=KH0-W2			TPE	4	0	18	10	Air supply
=KH0-W3	=V1KF1+V1UC11-KF11.14	=KH0+KH0-BP2	TPE	4	4	18	25	Air supply
	=V1WC4+V1UC11-XD10							
	=V1WC4+V1UC11-XD13							
=KH0-W4	=V1KF1+V1UC14-KF14.12	=KH0+KH0-BP3	TPE	4	4	18	12	Air supply
	=V1WC4+V1UC14-XD10							
	=V1WC4+V1UC14-XD15							
=KH0-W5	=V2KF1+V2UC14-KF14.12	=KH0+KH0-BP4	TPE	4	4	18	15	Air supply
	=V2WC4+V2UC14-XD10							
	=V2WC4+V2UC14-XD17							

			Date	12/2/2022	Volvo Trucks North America	Valiant TMS	Cable overview	Drawing name:	=
			Ed.	MKLEPADLO					+
			Appr		P6700 Underbody Floor Skin - Cell 2V03			Document type: EMC	Project nr: 22-16151 Page 5
Modification	Date	Name	Original		Replacement of / Replaced by	Scale 1:1			1721

Cable overview

F10_001_Cable

Cable name	Source (from)	Target (to)	cable type	all conductors	Conductors used	Cross-section [mm]	Length [m]	remark
=KH0-W6	=V2KF1+V2UC14-KF14.12	=KH0+KH0-BP5	TPE	4	4	18	25	Air supply
	=V2WC4+V2UC14-XD10							
	=V2WC4+V2UC14-XD17							
=KH3-W1	=V1KF1+V1UC11-KF11.14	=KH3+KH3-BF1	TPE	4	4	18	12	Air supply
	=V1WC4+V1UC11-XD10							
	=V1WC4+V1UC11-XD13							
=KH3-W2	=V1KF1+V1UC11-KF11.14	=KH3+KH3-BF2	TPE	4	4	18	12	Air supply
	=V1WC4+V1UC11-XD10							
	=V1WC4+V1UC11-XD13							
=V1AR11UQ41BG0-W1	=V1AR11UQ41BG0+V1AR11UQ41-XG1/3	=V1AR11UQ41KF1+V1AR11UQ41-KF1.13-X1	TPE	4	4	18	2	
=V1AR11UQ41BG0-W1.1	=V1AR11UQ41BG0+V1AR11UQ41-BG01	=V1AR11UQ41BG0+V1AR11UQ41-XG1/3	TPE	4	3	18	0.5	
=V1AR11UQ41BG0-W1.2	=V1AR11UQ41BG0+V1AR11UQ41-BG03	=V1AR11UQ41BG0+V1AR11UQ41-XG1/3	TPE	4	3	18	1	
=V1AR11UQ41BG0-W2	=V1AR11UQ41BG0+V1AR11UQ41-XG2/4	=V1AR11UQ41KF1+V1AR11UQ41-KF1.13-X2	TPE	4	4	18	0.5	
=V1AR11UQ41BG0-W2.1	=V1AR11UQ41BG0+V1AR11UQ41-BG02	=V1AR11UQ41BG0+V1AR11UQ41-XG2/4	TPE	4	3	18	1	
=V1AR11UQ41BG0-W2.2	=V1AR11UQ41BG0+V1AR11UQ41-BG04	=V1AR11UQ41BG0+V1AR11UQ41-XG2/4	TPE	4	3	18	0.5	
=V1AR11UQ41BG0-W3	=V1AR11UQ41BG0+V1AR11UQ41-XG5/7	=V1AR11UQ41KF1+V1AR11UQ41-KF1.13-X3	TPE	4	4	18	2	
=V1AR11UQ41BG0-W3.1	=V1AR11UQ41BG0+V1AR11UQ41-BG05	=V1AR11UQ41BG0+V1AR11UQ41-XG5/7	TPE	4	3	18	0.5	
=V1AR11UQ41BG0-W3.2	=V1AR11UQ41BG0+V1AR11UQ41-BG07	=V1AR11UQ41BG0+V1AR11UQ41-XG5/7	TPE	4	3	18	1	
=V1AR11UQ41BG0-W4	=V1AR11UQ41BG0+V1AR11UQ41-XG6/8	=V1AR11UQ41KF1+V1AR11UQ41-KF1.13-X4	TPE	4	4	18	1	
=V1AR11UQ41BG0-W4.1	=V1AR11UQ41BG0+V1AR11UQ41-BG06	=V1AR11UQ41BG0+V1AR11UQ41-XG6/8	TPE	4	3	18	1	
=V1AR11UQ41BG0-W4.2	=V1AR11UQ41BG0+V1AR11UQ41-BG08	=V1AR11UQ41BG0+V1AR11UQ41-XG6/8	TPE	4	3	18	1	
=V1AR11UQ41BG0-W5	=V1AR11UQ41BG0+V1AR11UQ41-XG9/11	=V1AR11UQ41KF1+V1AR11UQ41-KF1.13-X5	TPE	4	4	18	2	
=V1AR11UQ41BG0-W5.1	=V1AR11UQ41BG0+V1AR11UQ41-BG09	=V1AR11UQ41BG0+V1AR11UQ41-XG9/11	TPE	4	3	18	0.5	
=V1AR11UQ41BG0-W5.2	=V1AR11UQ41BG0+V1AR11UQ41-BG11	=V1AR11UQ41BG0+V1AR11UQ41-XG9/11	TPE	4	3	18	0.5	
=V1AR11UQ41BG0-W6	=V1AR11UQ41BG0+V1AR11UQ41-XG10/12	=V1AR11UQ41KF1+V1AR11UQ41-KF1.13-X6	TPE	4	4	18	0.5	
=V1AR11UQ41BG0-W6.1	=V1AR11UQ41BG0+V1AR11UQ41-BG10	=V1AR11UQ41BG0+V1AR11UQ41-XG10/12	TPE	4	3	18	0.5	
=V1AR11UQ41BG0-W6.2	=V1AR11UQ41BG0+V1AR11UQ41-BG12	=V1AR11UQ41BG0+V1AR11UQ41-XG10/12	TPE	4	3	18	0.5	
=V1AR11UQ41BG0-W7	=V1AR11UQ41BG0+V1AR11UQ41-XG13/14	=V1AR11UQ41KF1+V1AR11UQ41-KF1.13-X7	TPE	4	4	18	1	
=V1AR11UQ41BG0-W7.1	=V1AR11UQ41BG0+V1AR11UQ41-BG13	=V1AR11UQ41BG0+V1AR11UQ41-XG13/14	TPE	4	3	18	0.5	
=V1AR11UQ41BG0-W7.2	=V1AR11UQ41BG0+V1AR11UQ41-BG14	=V1AR11UQ41BG0+V1AR11UQ41-XG13/14	TPE	4	3	18	0.5	
=V1AR11UQ41UQ1.1-W1	=V1AR11UQ41KF1+V1AR11UQ41-KF1.11-X1	=V1AR11UQ41UQ1.1+V1AR11UQ41UQ1.1-BGS/R	TPE	4	4	18	2	
=V1AR11UQ41UQ1.2-W1	=V1AR11UQ41KF1+V1AR11UQ41-KF1.11-X2	=V1AR11UQ41UQ1.2+V1AR11UQ41UQ1.2-BGS/R	TPE	4	4	18	1	
=V1AR11UQ41UQ2.1-W1	=V1AR11UQ41KF1+V1AR11UQ41-KF1.11-X3	=V1AR11UQ41UQ2.1+V1AR11UQ41UQ2.1-BGS/R	TPE	4	4	18	2	
=V1AR11UQ41UQ2.2-W1	=V1AR11UQ41KF1+V1AR11UQ41-KF1.11-X4	=V1AR11UQ41UQ2.2+V1AR11UQ41UQ2.2-BGS/R	TPE	4	4	18	1	
=V1AR11UQ41UQ3.1-W1	=V1AR11UQ41KF1+V1AR11UQ41-KF1.11-X5	=V1AR11UQ41UQ3.1+V1AR11UQ41UQ3.1-BGS/R	TPE	4	3	18	2	
=V1AR11UQ41UQ4.1-W1	=V1AR11UQ41KF1+V1AR11UQ41-KF1.11-X6	=V1AR11UQ41UQ4.1+V1AR11UQ41UQ4.1-BGS/R	TPE	4	3	18	2	
=V1AR11UQ41UQ5.1-W1	=V1AR11UQ41KF1+V1AR11UQ41-KF1.11-X7	=V1AR11UQ41UQ5.1+V1AR11UQ41UQ5.1-BGS/R	TPE	4	4	18	2	
=V1AR11UQ41UQ5.2-W1	=V1AR11UQ41KF1+V1AR11UQ41-KF1.11-X8	=V1AR11UQ41UQ5.2+V1AR11UQ41UQ5.2-BGS/R	TPE	4	4	18	1	
=V1AR11UQ41UQ6.1-W1	=V1AR11UQ41KF1+V1AR11UQ41-KF1.12-X1	=V1AR11UQ41UQ6.1+V1AR11UQ41UQ6.1-BGS/R	TPE	4	3	18	1	
=V1AR11UQ41UQ7.1-W1	=V1AR11UQ41KF1+V1AR11UQ41-KF1.12-X2	=V1AR11UQ41UQ7.1+V1AR11UQ41UQ7.1-BGS/R	TPE	4	4	18	2	
=V1AR11UQ41UQ7.2-W1	=V1AR11UQ41KF1+V1AR11UQ41-KF1.12-X3	=V1AR11UQ41UQ7.2+V1AR11UQ41UQ7.2-BGS/R	TPE	4	4	18	0.5	
=V1AR11UQ41UQ8.1-W1	=V1AR11UQ41KF1+V1AR11UQ41-KF1.12-X4	=V1AR11UQ41UQ8.1+V1AR11UQ41UQ8.1-BGS/R	TPE	4	4	18	2	
=V1AR11UQ41UQ8.2-W1	=V1AR11UQ41KF1+V1AR11UQ41-KF1.12-X5	=V1AR11UQ41UQ8.2+V1AR11UQ41UQ8.2-BGS/R	TPE	4	4	18	1	

			Date	12/1/2022	Volvo Trucks North America	Valiant TMS	Cable overview	Drawing name:	=		
			Ed.	KMAFFRE					+		
			Appr		P6700 Underbody Floor Skin - Cell 2V03			Document type: EMC	Project nr: 22-16151	Page	6
Modification	Date	Name	Original		Replacement of / Replaced by	Scale 1:1					1721

Cable overview

F10_001_Cable

Cable name	Source (from)	Target (to)	cable type	all conductors	Conductors used	Cross-section [mm]	Length [m]	remark
=V1AR12UQ41BG0-W1	=V1AR12UQ41BG0+V1AR12UQ41-BG01	=V1AR12UQ41KF1+V1AR12UQ41-KF1.13-X1	TPE	4	3	18	2	
=V1AR12UQ41BG0-W2	=V1AR12UQ41BG0+V1AR12UQ41-BG02	=V1AR12UQ41KF2+V1AR12UQ41-KF2.13-X1	TPE	4	3	18	2	
=V1AR12UQ41UQ1.1-W1	=V1AR12UQ41KF1+V1AR12UQ41-KF1.11-X1	=V1AR12UQ41UQ1.1+V1AR12UQ41UQ1.1-BGS/R	TPE	4	3	18	2	
=V1AR12UQ41UQ2.1-W1	=V1AR12UQ41KF1+V1AR12UQ41-KF1.11-X2	=V1AR12UQ41UQ2.1+V1AR12UQ41UQ2.1-BGS/R	TPE	4	4	18	3	
=V1AR12UQ41UQ2.2-W1	=V1AR12UQ41KF2+V1AR12UQ41-KF2.11-X2	=V1AR12UQ41UQ2.2+V1AR12UQ41UQ2.2-BGS/R	TPE	4	4	18	3	
=V1AR12UQ41UQ3.1-W1	=V1AR12UQ41KF1+V1AR12UQ41-KF1.11-X3	=V1AR12UQ41UQ3.1+V1AR12UQ41UQ3.1-BGS/R	TPE	4	4	18	2	
=V1AR12UQ41UQ3.2-W1	=V1AR12UQ41KF2+V1AR12UQ41-KF2.11-X3	=V1AR12UQ41UQ3.2+V1AR12UQ41UQ3.2-BGS/R	TPE	4	4	18	2	
=V1AR12UQ41UQ4.1-W1	=V1AR12UQ41KF1+V1AR12UQ41-KF1.11-X4	=V1AR12UQ41UQ4.1+V1AR12UQ41UQ4.1-BGS/R	TPE	4	3	18	1	
=V1AR12UQ41UQ5.1-W1	=V1AR12UQ41KF1+V1AR12UQ41-KF1.11-X5	=V1AR12UQ41UQ5.1+V1AR12UQ41UQ5.1-BGS/R	TPE	4	3	18	2	
=V1AR12UQ41UQ6.1-W1	=V1AR12UQ41KF1+V1AR12UQ41-KF1.11-X6	=V1AR12UQ41UQ6.1+V1AR12UQ41UQ6.1-BGS/R	TPE	4	3	18	2	
=V1AR12UQ41UQ7.1-W1	=V1AR12UQ41KF1+V1AR12UQ41-KF1.11-X7	=V1AR12UQ41UQ7.1+V1AR12UQ41UQ7.1-BGS/R	TPE	4	3	18	2	
=V1AR12UQ41UQ8.1-W1	=V1AR12UQ41KF1+V1AR12UQ41-KF1.11-X8	=V1AR12UQ41UQ8.1+V1AR12UQ41UQ8.1-BGS/R	TPE	4	4	18	1	
=V1AR12UQ41UQ8.2-W1	=V1AR12UQ41KF2+V1AR12UQ41-KF2.11-X8	=V1AR12UQ41UQ8.2+V1AR12UQ41UQ8.2-BGS/R	TPE	4	4	18	1	
=V1AR12UQ41UQ9.1-W1	=V1AR12UQ41KF1+V1AR12UQ41-KF1.12-X1	=V1AR12UQ41UQ9.1+V1AR12UQ41UQ9.1-BGS/R	TPE	4	3	18	2	
=V1AR12UQ41UQ10.1-W1	=V1AR12UQ41KF1+V1AR12UQ41-KF1.12-X2	=V1AR12UQ41UQ10.1+V1AR12UQ41UQ10.1-BGS/R	TPE	4	4	18	2	
=V1AR12UQ41UQ10.2-W1	=V1AR12UQ41KF2+V1AR12UQ41-KF2.12-X2	=V1AR12UQ41UQ10.2+V1AR12UQ41UQ10.2-BGS/R	TPE	4	4	18	2	
=V1AR12UQ41UQ11.1-W1	=V1AR12UQ41KF1+V1AR12UQ41-KF1.12-X3	=V1AR12UQ41UQ11.1+V1AR12UQ41UQ11.1-BGS/R	TPE	4	3	18	2	
=V1AR12UQ41UQ12.1-W1	=V1AR12UQ41KF1+V1AR12UQ41-KF1.12-X4	=V1AR12UQ41UQ12.1+V1AR12UQ41UQ12.1-BGS/R	TPE	4	4	18	3	
=V1AR12UQ41UQ12.2-W1	=V1AR12UQ41KF2+V1AR12UQ41-KF2.12-X4	=V1AR12UQ41UQ12.2+V1AR12UQ41UQ12.2-BGS/R	TPE	4	4	18	3	
=V1AR12UQ42BG0-W1	=V1AR12UQ42BG0+V1AR12UQ42-XG1/2	=V1AR12UQ42KF1+V1AR12UQ42-KF1.13-X1	TPE	4	4	18	1	
=V1AR12UQ42BG0-W1.1	=V1AR12UQ42BG0+V1AR12UQ42-BG01	=V1AR12UQ42BG0+V1AR12UQ42-XG1/2	TPE	4	3	18	1	
=V1AR12UQ42BG0-W1.2	=V1AR12UQ42BG0+V1AR12UQ42-BG02	=V1AR12UQ42BG0+V1AR12UQ42-XG1/2	TPE	4	3	18	1	
=V1AR12UQ42BG0-W2	=V1AR12UQ42BG0+V1AR12UQ42-BG03	=V1AR12UQ42KF1+V1AR12UQ42-KF1.13-X2	TPE	4	3	18	3	
=V1AR12UQ42UQ1.1-W1	=V1AR12UQ42KF1+V1AR12UQ42-KF1.11-X1	=V1AR12UQ42UQ1.1+V1AR12UQ42UQ1.1-BGS/R	TPE	4	3	18	2	
=V1AR12UQ42UQ2.1-W1	=V1AR12UQ42KF1+V1AR12UQ42-KF1.11-X2	=V1AR12UQ42UQ2.1+V1AR12UQ42UQ2.1-BGS/R	TPE	4	3	18	2	
=V1AR12UQ42UQ3.1-W1	=V1AR12UQ42KF1+V1AR12UQ42-KF1.11-X3	=V1AR12UQ42UQ3.1+V1AR12UQ42UQ3.1-BGS/R	TPE	4	4	18	3	
=V1AR12UQ42UQ3.2-W1	=V1AR12UQ42KF1+V1AR12UQ42-KF1.11-X4	=V1AR12UQ42UQ3.2+V1AR12UQ42UQ3.2-BGS/R	TPE	4	4	18	3	
=V1AR12UQ42UQ3.3-W1	=V1AR12UQ42KF1+V1AR12UQ42-KF1.11-X5	=V1AR12UQ42UQ3.3+V1AR12UQ42UQ3.3-BGS/R	TPE	4	4	18	3	
=V1AR12UQ42UQ3.4-W1	=V1AR12UQ42KF1+V1AR12UQ42-KF1.11-X6	=V1AR12UQ42UQ3.4+V1AR12UQ42UQ3.4-BGS/R	TPE	4	4	18	1	
=V1AR12UQ42UQ3.5-W1	=V1AR12UQ42KF1+V1AR12UQ42-KF1.11-X7	=V1AR12UQ42UQ3.5+V1AR12UQ42UQ3.5-BGS/R	TPE	4	4	18	1	
=V1AR12UQ42UQ4.1-W1	=V1AR12UQ42KF1+V1AR12UQ42-KF1.11-X8	=V1AR12UQ42UQ4.1+V1AR12UQ42UQ4.1-BGS/R	TPE	4	4	18	3	
=V1AR12UQ42UQ5.1-W1	=V1AR12UQ42KF1+V1AR12UQ42-KF1.12-X1	=V1AR12UQ42UQ5.1+V1AR12UQ42UQ5.1-BGS/R	TPE	4	4	18	3	
=V1AR13UQ41BG0-W1	=V1AR13UQ41BG0+V1AR13UQ41-BG01	=V1AR13UQ41KF1+V1AR13UQ41-KF1.13-X1	TPE	4	3	18	2	
=V1AR13UQ41BG0-W2	=V1AR13UQ41BG0+V1AR13UQ41-BG02	=V1AR13UQ41KF2+V1AR13UQ41-KF2.13-X1	TPE	4	3	18	2	
=V1AR13UQ41UQ1.1-W1	=V1AR13UQ41KF1+V1AR13UQ41-KF1.11-X1	=V1AR13UQ41UQ1.1+V1AR13UQ41UQ1.1-BGS/R	TPE	4	3	18	2	
=V1AR13UQ41UQ2.1-W1	=V1AR13UQ41KF1+V1AR13UQ41-KF1.11-X2	=V1AR13UQ41UQ2.1+V1AR13UQ41UQ2.1-BGS/R	TPE	4	4	18	3	
=V1AR13UQ41UQ2.2-W1	=V1AR13UQ41KF2+V1AR13UQ41-KF2.11-X2	=V1AR13UQ41UQ2.2+V1AR13UQ41UQ2.2-BGS/R	TPE	4	4	18	3	
=V1AR13UQ41UQ3.1-W1	=V1AR13UQ41KF1+V1AR13UQ41-KF1.11-X3	=V1AR13UQ41UQ3.1+V1AR13UQ41UQ3.1-BGS/R	TPE	4	4	18	2	
=V1AR13UQ41UQ3.2-W1	=V1AR13UQ41KF2+V1AR13UQ41-KF2.11-X3	=V1AR13UQ41UQ3.2+V1AR13UQ41UQ3.2-BGS/R	TPE	4	4	18	2	
=V1AR13UQ41UQ4.1-W1	=V1AR13UQ41KF1+V1AR13UQ41-KF1.11-X4	=V1AR13UQ41UQ4.1+V1AR13UQ41UQ4.1-BGS/R	TPE	4	3	18	1	
=V1AR13UQ41UQ5.1-W1	=V1AR13UQ41KF1+V1AR13UQ41-KF1.11-X5	=V1AR13UQ41UQ5.1+V1AR13UQ41UQ5.1-BGS/R	TPE	4	3	18	2	
=V1AR13UQ41UQ6.1-W1	=V1AR13UQ41KF1+V1AR13UQ41-KF1.11-X6	=V1AR13UQ41UQ6.1+V1AR13UQ41UQ6.1-BGS/R	TPE	4	3	18	2	
=V1AR13UQ41UQ7.1-W1	=V1AR13UQ41KF1+V1AR13UQ41-KF1.11-X7	=V1AR13UQ41UQ7.1+V1AR13UQ41UQ7.1-BGS/R	TPE	4	3	18	2	
=V1AR13UQ41UQ8.1-W1	=V1AR13UQ41KF1+V1AR13UQ41-KF1.11-X8	=V1AR13UQ41UQ8.1+V1AR13UQ41UQ8.1-BGS/R	TPE	4	4	18	1	
=V1AR13UQ41UQ8.2-W1	=V1AR13UQ41KF2+V1AR13UQ41-KF2.11-X8	=V1AR13UQ41UQ8.2+V1AR13UQ41UQ8.2-BGS/R	TPE	4	4	18	1	
=V1AR13UQ41UQ9.1-W1	=V1AR13UQ41KF1+V1AR13UQ41-KF1.12-X1	=V1AR13UQ41UQ9.1+V1AR13UQ41UQ9.1-BGS/R	TPE	4	3	18	2	

6 8

			Date	12/1/2022	Volvo Trucks North America		Valiant TMS	Cable overview	Drawing name:	=	
			Ed.	KMAFFRE						+	
			Appr		P6700 Underbody Floor Skin - Cell 2V03				Document type: EMC	Project nr: 22-16151	Page 7
Modification	Date	Name	Original		Replacement of	Replaced by	Scale 1:1				1721

Cable overview

F10_001_Cable

Cable name	Source (from)	Target (to)	cable type	all conductors	Conductors used	Cross-section [mm]	Length [m]	remark
=V1AR13UQ41UQ10.1-W1	=V1AR13UQ41KF1+V1AR13UQ41-KF1.12-X2	=V1AR13UQ41UQ10.1+V1AR13UQ41UQ10.1-BGS/R	TPE	4	4	18	2	
=V1AR13UQ41UQ10.2-W1	=V1AR13UQ41KF2+V1AR13UQ41-KF2.12-X2	=V1AR13UQ41UQ10.2+V1AR13UQ41UQ10.2-BGS/R	TPE	4	4	18	2	
=V1AR13UQ41UQ11.1-W1	=V1AR13UQ41KF1+V1AR13UQ41-KF1.12-X3	=V1AR13UQ41UQ11.1+V1AR13UQ41UQ11.1-BGS/R	TPE	4	4	18	3	
=V1AR13UQ41UQ11.2-W1	=V1AR13UQ41KF2+V1AR13UQ41-KF2.12-X3	=V1AR13UQ41UQ11.2+V1AR13UQ41UQ11.2-BGS/R	TPE	4	4	18	3	
=V1CL1BG0-W1	=V1CL1BG0+V1CL1-XG1/2	=V1CL1KF1+V1CL1-KF1.11	TPE	4	4	18	1	
=V1CL1BG0-W1.1	=V1CL1BG0+V1CL1-BG01	=V1CL1BG0+V1CL1-XG1/2	TPE	4	3	18	4	
=V1CL1BG0-W1.2	=V1CL1BG0+V1CL1-BG02	=V1CL1BG0+V1CL1-XG1/2	TPE	4	3	18	2	
=V1CL1BG0-W2	=V1CL1BG0+V1CL1-XG3/4	=V1CL1KF1+V1CL1-KF1.11	TPE	4	4	18	1	
=V1CL1BG0-W2.1	=V1CL1BG0+V1CL1-BG03	=V1CL1BG0+V1CL1-XG3/4	TPE	4	3	18	1	
=V1CL1BG0-W2.2	=V1CL1BG0+V1CL1-BG04	=V1CL1BG0+V1CL1-XG3/4	TPE	4	3	18	2	
=V1CL1BG0-W3	=V1CL1BG0+V1CL1-XG5/6	=V1CL1KF1+V1CL1-KF1.11	TPE	4	4	18	3	
=V1CL1BG0-W3.1	=V1CL1BG0+V1CL1-BG05	=V1CL1BG0+V1CL1-XG5/6	TPE	4	3	18	4	
=V1CL1BG0-W3.2	=V1CL1BG0+V1CL1-BG06	=V1CL1BG0+V1CL1-XG5/6	TPE	4	3	18	2	
=V1CL1BG0-W4	=V1CL1BG0+V1CL1-XG7/8	=V1CL1KF1+V1CL1-KF1.11	TPE	4	4	18	3	
=V1CL1BG0-W4.1	=V1CL1BG0+V1CL1-BG07	=V1CL1BG0+V1CL1-XG7/8	TPE	4	3	18	1	
=V1CL1BG0-W4.2	=V1CL1BG0+V1CL1-BG08	=V1CL1BG0+V1CL1-XG7/8	TPE	4	3	18	2	
=V1CL2BG0-W1	=V1CL2BG0+V1CL2-XG1/2	=V1CL2KF1+V1CL2-KF1.11	TPE	4	4	18	1	
=V1CL2BG0-W1.1	=V1CL2BG0+V1CL2-BG01	=V1CL2BG0+V1CL2-XG1/2	TPE	4	3	18	4	
=V1CL2BG0-W1.2	=V1CL2BG0+V1CL2-BG02	=V1CL2BG0+V1CL2-XG1/2	TPE	4	3	18	2	
=V1CL2BG0-W2	=V1CL2BG0+V1CL2-XG3/4	=V1CL2KF1+V1CL2-KF1.11	TPE	4	4	18	1	
=V1CL2BG0-W2.1	=V1CL2BG0+V1CL2-BG03	=V1CL2BG0+V1CL2-XG3/4	TPE	4	3	18	1	
=V1CL2BG0-W2.2	=V1CL2BG0+V1CL2-BG04	=V1CL2BG0+V1CL2-XG3/4	TPE	4	3	18	2	
=V1CL2BG0-W3	=V1CL2BG0+V1CL2-XG5/6	=V1CL2KF1+V1CL2-KF1.11	TPE	4	4	18	3	
=V1CL2BG0-W3.1	=V1CL2BG0+V1CL2-BG05	=V1CL2BG0+V1CL2-XG5/6	TPE	4	3	18	4	
=V1CL2BG0-W3.2	=V1CL2BG0+V1CL2-BG06	=V1CL2BG0+V1CL2-XG5/6	TPE	4	3	18	2	
=V1CL2BG0-W4	=V1CL2BG0+V1CL2-XG7/8	=V1CL2KF1+V1CL2-KF1.11	TPE	4	4	18	3	
=V1CL2BG0-W4.1	=V1CL2BG0+V1CL2-BG07	=V1CL2BG0+V1CL2-XG7/8	TPE	4	3	18	1	
=V1CL2BG0-W4.2	=V1CL2BG0+V1CL2-BG08	=V1CL2BG0+V1CL2-XG7/8	TPE	4	3	18	2	
=V1CL3BG0-W1	=V1CL3BG0+V1CL3-XG1/2	=V1CL3KF1+V1CL3-KF1.11	TPE	4	4	18	1	
=V1CL3BG0-W1.1	=V1CL3BG0+V1CL3-BG01	=V1CL3BG0+V1CL3-XG1/2	TPE	4	3	18	4	
=V1CL3BG0-W1.2	=V1CL3BG0+V1CL3-BG02	=V1CL3BG0+V1CL3-XG1/2	TPE	4	3	18	2	
=V1CL3BG0-W2	=V1CL3BG0+V1CL3-BG03	=V1CL3KF1+V1CL3-KF1.11	TPE	4	3	18	3	
=V1CL3BG0-W3	=V1CL3BG0+V1CL3-XG4/5	=V1CL3KF1+V1CL3-KF1.11	TPE	4	4	18	1	
=V1CL3BG0-W3.1	=V1CL3BG0+V1CL3-BG04	=V1CL3BG0+V1CL3-XG4/5	TPE	4	3	18	0.5	
=V1CL3BG0-W3.2	=V1CL3BG0+V1CL3-BG05	=V1CL3BG0+V1CL3-XG4/5	TPE	4	3	18	0.5	
=V1CL3BG0-W4	=V1CL3BG0+V1CL3-XG6/7	=V1CL3KF1+V1CL3-KF1.11	TPE	4	4	18	2	
=V1CL3BG0-W4.1	=V1CL3BG0+V1CL3-BG06	=V1CL3BG0+V1CL3-XG6/7	TPE	4	3	18	4	
=V1CL3BG0-W4.2	=V1CL3BG0+V1CL3-BG07	=V1CL3BG0+V1CL3-XG6/7	TPE	4	3	18	2	
=V1CL3BG0-W5	=V1CL3BG0+V1CL3-BG08	=V1CL3KF1+V1CL3-KF1.11	TPE	4	3	18	4	
=V1CL3BG0-W6	=V1CL3BG0+V1CL3-XG9/10	=V1CL3KF1+V1CL3-KF1.11	TPE	4	4	18	3	
=V1CL3BG0-W6.1	=V1CL3BG0+V1CL3-BG09	=V1CL3BG0+V1CL3-XG9/10	TPE	4	3	18	0.5	
=V1CL3BG0-W6.2	=V1CL3BG0+V1CL3-BG10	=V1CL3BG0+V1CL3-XG9/10	TPE	4	3	18	0.5	
=V1CL4BG0-W1	=V1CL4BG0+V1CL4-XG1/2	=V1CL4KF1+V1CL4-KF1.11	TPE	4	4	18	1	
=V1CL4BG0-W1.1	=V1CL4BG0+V1CL4-BG01	=V1CL4BG0+V1CL4-XG1/2	TPE	4	3	18	4	
=V1CL4BG0-W1.2	=V1CL4BG0+V1CL4-BG02	=V1CL4BG0+V1CL4-XG1/2	TPE	4	3	18	2	
=V1CL4BG0-W2	=V1CL4BG0+V1CL4-BG03	=V1CL4KF1+V1CL4-KF1.11	TPE	4	3	18	3	

			Date	12/2/2022	Volvo Trucks North America	Valiant TMS	Cable overview	Drawing name:	=		
			Ed.	MKLEPADLO					+		
			Appr		P6700 Underbody Floor Skin - Cell 2V03			Document type: EMC	Project nr: 22-16151	Page	8
Modification	Date	Name	Original		Replacement of / Replaced by	Scale 1:1					1721

Cable overview

F10_001_Cable

Cable name	Source (from)	Target (to)	cable type	all conductors	Conductors used	Cross-section [mm]	Length [m]	remark
=V1CL4BG0-W3	=V1CL4BG0+V1CL4-XG4/5	=V1CL4KF1+V1CL4-KF1.11	TPE	4	4	18	1	
=V1CL4BG0-W3.1	=V1CL4BG0+V1CL4-BG04	=V1CL4BG0+V1CL4-XG4/5	TPE	4	3	18	0.5	
=V1CL4BG0-W3.2	=V1CL4BG0+V1CL4-BG05	=V1CL4BG0+V1CL4-XG4/5	TPE	4	3	18	0.5	
=V1CL4BG0-W4	=V1CL4BG0+V1CL4-XG6/7	=V1CL4KF1+V1CL4-KF1.11	TPE	4	4	18	2	
=V1CL4BG0-W4.1	=V1CL4BG0+V1CL4-BG06	=V1CL4BG0+V1CL4-XG6/7	TPE	4	3	18	4	
=V1CL4BG0-W4.2	=V1CL4BG0+V1CL4-BG07	=V1CL4BG0+V1CL4-XG6/7	TPE	4	3	18	2	
=V1CL4BG0-W5	=V1CL4BG0+V1CL4-BG08	=V1CL4KF1+V1CL4-KF1.11	TPE	4	3	18	4	
=V1CL4BG0-W6	=V1CL4BG0+V1CL4-XG9/10	=V1CL4KF1+V1CL4-KF1.11	TPE	4	4	18	3	
=V1CL4BG0-W6.1	=V1CL4BG0+V1CL4-BG09	=V1CL4BG0+V1CL4-XG9/10	TPE	4	3	18	0.5	
=V1CL4BG0-W6.2	=V1CL4BG0+V1CL4-BG10	=V1CL4BG0+V1CL4-XG9/10	TPE	4	3	18	0.5	
=V1FQ1-W11R	=V1KF1+V1UC11-KF11.31	=V1FQ1+V1FQ1-BR11-R	TPE	4	4	18	25	
	=V1WC4+V1UC11-XD10							
	=V1WC4+V1UC11-XD13							
=V1FQ1-W11T	=V1WC4+V1UC11-XD10	=V1FQ1+V1FQ1-BR11-T	TPE	4	4	18	20	
	=V1WC4+V1UC11-XD13							
=V1FQ1-W13R	=V1KF1+V1UC11-KF11.31	=V1FQ1+V1FQ1-BR13-R	TPE	4	4	18	25	
	=V1WC4+V1UC11-XD10							
	=V1WC4+V1UC11-XD13							
=V1FQ1-W13T	=V1WC4+V1UC11-XD10	=V1FQ1+V1FQ1-BR13-T	TPE	4	4	18	20	
	=V1WC4+V1UC11-XD13							
=V1FQ1-W14R	=V1KF1+V1UC15-KF15.32	=V1FQ1+V1FQ1-BR14-R	TPE	4	4	18	15	
	=V1WC4+V1UC15-XD10							
	=V1WC4+V1UC15-XD15							
=V1FQ1-W14T	=V1WC4+V1UC15-XD10	=V1FQ1+V1FQ1-BR14-T	TPE	4	4	18	10	
	=V1WC4+V1UC15-XD15							
=V1FQ1-W15R	=V1KF1+V1UC15-KF15.32	=V1FQ1+V1FQ1-BR15-R	TPE	4	4	18	12	
	=V1WC4+V1UC15-XD10							
	=V1WC4+V1UC15-XD15							
=V1FQ1-W15T	=V1WC4+V1UC15-XD10	=V1FQ1+V1FQ1-BR15-T	TPE	4	4	18	8	
	=V1WC4+V1UC15-XD15							
=V1FQ1-W16R	=V1KF1+V1UC15-KF15.32	=V1FQ1+V1FQ1-BR16-R	TPE	4	4	18	12	
	=V1WC4+V1UC15-XD10							
	=V1WC4+V1UC15-XD15							
=V1FQ1-W16T	=V1WC4+V1UC15-XD10	=V1FQ1+V1FQ1-BR16-T	TPE	4	4	18	8	
	=V1WC4+V1UC15-XD15							
=V1FQ1-W17R	=V1KF1+V1UC15-KF15.32	=V1FQ1+V1FQ1-BR17-R	TPE	4	4	18	10	
	=V1WC4+V1UC15-XD10							
	=V1WC4+V1UC15-XD15							
=V1FQ1-W17T	=V1WC4+V1UC15-XD10	=V1FQ1+V1FQ1-BR17-T	TPE	4	4	18	6	
	=V1WC4+V1UC15-XD15							

			Date	12/2/2022	Volvo Trucks North America	Valiant TMS	Cable overview	Drawing name:	=	
			Ed.	MKLEPADLO					+	
			Appr		P6700 Underbody Floor Skin - Cell 2V03			Document type: EMC	Project nr: 22-16151	Page 9
Modification	Date	Name	Original		Replacement of / Replaced by	Scale 1:1				1721

Cable overview

F10_001_Cable

Cable name	Source (from)	Target (to)	cable type	all conductors	Conductors used	Cross-section [mm]	Length [m]	remark
=V1FQ1-W18R	=V1KF1+V1UC11-KF11.32	=V1FQ1+V1FQ1-BR18-R	TPE	4	4	18	40	
	=V1WC4+V1UC11-XD10							
	=V1WC4+V1UC11-XD13							
=V1FQ1-W18T	=V1WC4+V1UC11-XD10	=V1FQ1+V1FQ1-BR18-T	TPE	4	4	18	40	
	=V1WC4+V1UC11-XD13							
=V1FQ1-W19R	=V1KF1+V1UC11-KF11.32	=V1FQ1+V1FQ1-BR19-R	TPE	4	4	18	30	
	=V1WC4+V1UC11-XD10							
	=V1WC4+V1UC11-XD13							
=V1FQ1-W19T	=V1WC4+V1UC11-XD10	=V1FQ1+V1FQ1-BR19-T	TPE	4	4	18	40	
	=V1WC4+V1UC11-XD13							
=V1FQ1-W20R	=V1KF1+V1UC11-KF11.32	=V1FQ1+V1FQ1-BR20-R	TPE	4	4	18	35	
	=V1WC4+V1UC11-XD10							
	=V1WC4+V1UC11-XD13							
=V1FQ1-W20T	=V1WC4+V1UC11-XD10	=V1FQ1+V1FQ1-BR20-T	TPE	4	4	18	40	
	=V1WC4+V1UC11-XD13							
=V1FQ1-W21R	=V1KF1+V1UC11-KF11.32	=V1FQ1+V1FQ1-BR21-R	TPE	4	4	18	30	
	=V1WC4+V1UC11-XD10							
	=V1WC4+V1UC11-XD13							
=V1FQ1-W21T	=V1WC4+V1UC11-XD10	=V1FQ1+V1FQ1-BR21-T	TPE	4	4	18	40	
	=V1WC4+V1UC11-XD13							
=V1FQ1-W22R	=V1KF1+V1UC15-KF15.33	=V1FQ1+V1FQ1-BR22-R	TPE	4	4	18	15	
	=V1WC4+V1UC15-XD10							
	=V1WC4+V1UC15-XD15							
=V1FQ1-W22T	=V1WC4+V1UC15-XD10	=V1FQ1+V1FQ1-BR22-T	TPE	4	4	18	15	
	=V1WC4+V1UC15-XD15							
=V1FQ1-W23R	=V1KF1+V1UC15-KF15.33	=V1FQ1+V1FQ1-BR23-R	TPE	4	4	18	10	
	=V1WC4+V1UC15-XD10							
	=V1WC4+V1UC15-XD15							
=V1FQ1-W23T	=V1WC4+V1UC15-XD10	=V1FQ1+V1FQ1-BR23-T	TPE	4	4	18	15	
	=V1WC4+V1UC15-XD15							
=V1FQ1-W24R	=V1KF1+V1UC15-KF15.33	=V1FQ1+V1FQ1-BR24-R	TPE	4	4	18	10	
	=V1WC4+V1UC15-XD10							
	=V1WC4+V1UC15-XD15							
=V1FQ1-W24T	=V1WC4+V1UC15-XD10	=V1FQ1+V1FQ1-BR24-T	TPE	4	4	18	15	
	=V1WC4+V1UC15-XD15							
=V1FQ1-W25R	=V1KF1+V1UC15-KF15.33	=V1FQ1+V1FQ1-BR25-R	TPE	4	4	18	8	
	=V1WC4+V1UC15-XD10							
	=V1WC4+V1UC15-XD15							
=V1FQ1-W25T	=V1WC4+V1UC15-XD10	=V1FQ1+V1FQ1-BR25-T	TPE	4	4	18	15	

Cable overview

F10_001_Cable

Cable name	Source (from)	Target (to)	cable type	all conductors	Conductors used	Cross-section [mm]	Length [m]	remark
	=V1WC4+V1UC15-XD15							
=V1FQ1-W26R	=V2KF1+V2UC14-KF14.32	=V1FQ1+V1FQ1-BR26-R	TPE	4	4	18	20	
	=V2WC4+V2UC14-XD10							
	=V2WC4+V2UC14-XD15							
=V1FQ1-W26T	=V2WC4+V2UC14-XD10	=V1FQ1+V1FQ1-BR26-T	TPE	4	4	18	15	
	=V2WC4+V2UC14-XD15							
=V1FQ1-W27R	=V2KF1+V2UC14-KF14.32	=V1FQ1+V1FQ1-BR27-R	TPE	4	4	18	20	
	=V2WC4+V2UC14-XD10							
	=V2WC4+V2UC14-XD15							
=V1FQ1-W27T	=V2WC4+V2UC14-XD10	=V1FQ1+V1FQ1-BR27-T	TPE	4	4	18	10	
	=V2WC4+V2UC14-XD15							
=V1FQ1-W28R	=V2KF1+V2UC14-KF14.32	=V1FQ1+V1FQ1-BR28-R	TPE	4	4	18	20	
	=V2WC4+V2UC14-XD10							
	=V2WC4+V2UC14-XD15							
=V1FQ1-W28T	=V2WC4+V2UC14-XD10	=V1FQ1+V1FQ1-BR28-T	TPE	4	4	18	15	
	=V2WC4+V2UC14-XD15							
=V1FQ1-W29R	=V2KF1+V2UC14-KF14.32	=V1FQ1+V1FQ1-BR29-R	TPE	4	4	18	20	
	=V2WC4+V2UC14-XD10							
	=V2WC4+V2UC14-XD15							
=V1FQ1-W29T	=V2WC4+V2UC14-XD10	=V1FQ1+V1FQ1-BR29-T	TPE	4	4	18	10	
	=V2WC4+V2UC14-XD15							
=V1FQ1-W30R	=V1KF1+V1UC14-KF14.31	=V1FQ1+V1FQ1-BR30-R	TPE	4	4	18	30	
	=V1WC4+V1UC14-XD10							
	=V1WC4+V1UC14-XD16							
=V1FQ1-W30T	=V1WC4+V1UC14-XD10	=V1FQ1+V1FQ1-BR30-T	TPE	4	4	18	25	
	=V1WC4+V1UC14-XD16							
=V1GL12UQ51BG0-W1	=V1GL12UQ51BG0+V1GL12UQ51-XG1/2	=V1GL12UQ51KF1+V1GL12UQ51-KF1.12-X1	TPE	4	4	18	3	
=V1GL12UQ51BG0-W1.1	=V1GL12UQ51BG0+V1GL12UQ51-BG01	=V1GL12UQ51BG0+V1GL12UQ51-XG1/2	TPE	4	3	18	1	
=V1GL12UQ51BG0-W1.2	=V1GL12UQ51BG0+V1GL12UQ51-BG02	=V1GL12UQ51BG0+V1GL12UQ51-XG1/2	TPE	4	3	18	1	
=V1GL12UQ51BG0-W2	=V1GL12UQ51BG0+V1GL12UQ51-XG3/4	=V1GL12UQ51KF1+V1GL12UQ51-KF1.12-X2	TPE	4	4	18	1	
=V1GL12UQ51BG0-W2.1	=V1GL12UQ51BG0+V1GL12UQ51-BG03	=V1GL12UQ51BG0+V1GL12UQ51-XG3/4	TPE	4	3	18	2	
=V1GL12UQ51BG0-W2.2	=V1GL12UQ51BG0+V1GL12UQ51-BG04	=V1GL12UQ51BG0+V1GL12UQ51-XG3/4	TPE	4	3	18	2	
=V1GL12UQ51BG0-W3	=V1GL12UQ51BG0+V1GL12UQ51-XG5/11	=V1GL12UQ51KF1+V1GL12UQ51-KF1.12-X3	TPE	4	4	18	1	
=V1GL12UQ51BG0-W3.1	=V1GL12UQ51BG0+V1GL12UQ51-BG10	=V1GL12UQ51BG0+V1GL12UQ51-XG5/11	TPE	4	3	18	2	
=V1GL12UQ51BG0-W3.2	=V1GL12UQ51BG0+V1GL12UQ51-BG11	=V1GL12UQ51BG0+V1GL12UQ51-XG5/11	TPE	4	3	18	2	
=V1GL12UQ51UQ1.1-W1	=V1GL12UQ51KF1+V1GL12UQ51-KF1.11-X1	=V1GL12UQ51UQ1.1+V1GL12UQ51UQ1.1-XGR/S	TPE	4	4	18	4	
=V1GL12UQ51UQ1.1-W1.1	=V1GL12UQ51UQ1.1+V1GL12UQ51UQ1.1-BGR	=V1GL12UQ51UQ1.1+V1GL12UQ51UQ1.1-XGR/S	TPE	4	3	18	0.5	
=V1GL12UQ51UQ1.1-W1.2	=V1GL12UQ51UQ1.1+V1GL12UQ51UQ1.1-BGS	=V1GL12UQ51UQ1.1+V1GL12UQ51UQ1.1-XGR/S	TPE	4	3	18	0.5	
=V1GL12UQ51UQ2.1-W1	=V1GL12UQ51KF1+V1GL12UQ51-KF1.11-X2	=V1GL12UQ51UQ2.1+V1GL12UQ51UQ2.1-XGR/S	TPE	4	4	18	4	
=V1GL12UQ51UQ2.1-W1.1	=V1GL12UQ51UQ2.1+V1GL12UQ51UQ2.1-BGR	=V1GL12UQ51UQ2.1+V1GL12UQ51UQ2.1-XGR/S	TPE	4	3	18	0.5	

			Date	12/2/2022	Volvo Trucks North America		Valiant TMS	Cable overview	Drawing name:	=	
			Ed.	MKLEPADLO						+	
			Appr		P6700 Underbody Floor Skin - Cell 2V03				Document type: EMC	Project nr: 22-16151	Page 11
Modification	Date	Name	Original		Replacement of	Replaced by	Scale 1:1				1721

Cable overview

F10_001_Cable

Cable name	Source (from)	Target (to)	cable type	all conductors	Conductors used	Cross-section [mm]	Length [m]	remark
=V1GL12UQ51UQ2.1-W1.2	=V1GL12UQ51UQ2.1+V1GL12UQ51UQ2.1-BGS	=V1GL12UQ51UQ2.1+V1GL12UQ51UQ2.1-XGR/S	TPE	4	3	18	0.5	
=V1GL12UQ51UQ6.1-W1	=V1GL12UQ51KF1+V1GL12UQ51-KF1.11-X3	=V1GL12UQ51UQ6.1+V1GL12UQ51UQ6.1-XGR/S	TPE	4	4	18	4	
=V1GL12UQ51UQ6.1-W1.1	=V1GL12UQ51UQ6.1+V1GL12UQ51UQ6.1-BGR	=V1GL12UQ51UQ6.1+V1GL12UQ51UQ6.1-XGR/S	TPE	4	3	18	0.5	
=V1GL12UQ51UQ6.1-W1.2	=V1GL12UQ51UQ6.1+V1GL12UQ51UQ6.1-BGS	=V1GL12UQ51UQ6.1+V1GL12UQ51UQ6.1-XGR/S	TPE	4	3	18	0.5	
=V1U70U01PF0-W1.1	=V1U70U01KF1+V1U70U01-KF1.11	=V1U70U01PF0+V1U70U01-PF1-Branch1	TPE	4	4	18		
=V1U70U01PF0-W1.2	=V1U70U01KF1+V1U70U01-KF1.11	=V1U70U01PF0+V1U70U01-PF1-Branch2	TPE	4	4	18		
=V1UN1BG0-W1	=V1UN1BG0+V1UN1-XG1/2	=V1UN1KF1+V1UN1-KF1.11	TPE	4	4	18	5	
=V1UN1BG0-W1.1	=V1UN1BG0+V1UN1-BG01	=V1UN1BG0+V1UN1-XG1/2	TPE	4	3	18	0.5	
=V1UN1BG0-W1.2	=V1UN1BG0+V1UN1-BG02	=V1UN1BG0+V1UN1-XG1/2	TPE	4	3	18	0.5	
=V1UN1BG0-W2	=V1UN1BG0+V1UN1-XG3/4	=V1UN1KF1+V1UN1-KF1.11	TPE	4	4	18	6	
=V1UN1BG0-W2.1	=V1UN1BG0+V1UN1-BG03	=V1UN1BG0+V1UN1-XG3/4	TPE	4	3	18	0.5	
=V1UN1BG0-W2.2	=V1UN1BG0+V1UN1-BG04	=V1UN1BG0+V1UN1-XG3/4	TPE	4	3	18	0.5	
=V1UN1BG0-W3	=V1UN1BG0+V1UN1-XG5/6	=V1UN1KF1+V1UN1-KF1.11	TPE	4	4	18	0.5	
=V1UN1BG0-W3.1	=V1UN1BG0+V1UN1-BG05	=V1UN1BG0+V1UN1-XG5/6	TPE	4	3	18	0.5	
=V1UN1BG0-W3.2	=V1UN1BG0+V1UN1-BG06	=V1UN1BG0+V1UN1-XG5/6	TPE	4	3	18	0.5	
=V1UQ51BG0-W1	=V1UQ51BG0+V1UQ51-BG01	=V1UQ51KF2+V1UQ51-KF2.12-X7	TPE	4	3	18	2	
=V1UQ51BG0-W2	=V1UQ51BG0+V1UQ51-XG1/2	=V1UQ51KF1+V1UQ51-KF1.12-X7	TPE	4	4	18	2	
=V1UQ51BG0-W2.1	=V1UQ51BG0+V1UQ51-BG02	=V1UQ51BG0+V1UQ51-XG1/2	TPE	4	3	18	1	
=V1UQ51BG0-W2.2	=V1UQ51BG0+V1UQ51-BG03	=V1UQ51BG0+V1UQ51-XG1/2	TPE	4	3	18	3	
=V1UQ51UQ1.1-W1	=V1UQ51KF1+V1UQ51-KF1.11-X1	=V1UQ51UQ1.1+V1UQ51UQ1.1-BGS/R	TPE	4	4	18	2	
=V1UQ51UQ2.1-W1	=V1UQ51KF1+V1UQ51-KF1.11-X2	=V1UQ51UQ2.1+V1UQ51UQ2.1-BGS/R	TPE	4	4	18	2	
=V1UQ51UQ3.1-W1	=V1UQ51KF1+V1UQ51-KF1.11-X3	=V1UQ51UQ3.1+V1UQ51UQ3.1-BGS/R	TPE	4	4	18	3	
=V1UQ51UQ4.1-W1	=V1UQ51KF1+V1UQ51-KF1.11-X4	=V1UQ51UQ4.1+V1UQ51UQ4.1-BGS/R	TPE	4	4	18	4	
=V1UQ51UQ5.1-W1	=V1UQ51KF1+V1UQ51-KF1.11-X5	=V1UQ51UQ5.1+V1UQ51UQ5.1-BGS/R	TPE	4	4	18	4	
=V1UQ51UQ6.1-W1	=V1UQ51KF1+V1UQ51-KF1.11-X6	=V1UQ51UQ6.1+V1UQ51UQ6.1-BGS/R	TPE	4	4	18	1	
=V1UQ51UQ6.2-W1	=V1UQ51KF1+V1UQ51-KF1.11-X7	=V1UQ51UQ6.2+V1UQ51UQ6.2-BGS/R	TPE	4	4	18	1	
=V1UQ51UQ6.3-W1	=V1UQ51KF1+V1UQ51-KF1.11-X8	=V1UQ51UQ6.3+V1UQ51UQ6.3-BGS/R	TPE	4	4	18	2	
=V1UQ51UQ6.4-W1	=V1UQ51KF1+V1UQ51-KF1.12-X1	=V1UQ51UQ6.4+V1UQ51UQ6.4-BGS/R	TPE	4	4	18	2	
=V1UQ51UQ6.5-W1	=V1UQ51KF1+V1UQ51-KF1.12-X2	=V1UQ51UQ6.5+V1UQ51UQ6.5-BGS/R	TPE	4	4	18	3	
=V1UQ51UQ6.6-W1	=V1UQ51KF1+V1UQ51-KF1.12-X3	=V1UQ51UQ6.6+V1UQ51UQ6.6-BGS/R	TPE	4	4	18	3	
=V1UQ51UQ7.1-W1	=V1UQ51KF2+V1UQ51-KF2.11-X1	=V1UQ51UQ7.1+V1UQ51UQ7.1-BGS/R	TPE	4	4	18	3	
=V1UQ51UQ7.2-W1	=V1UQ51KF2+V1UQ51-KF2.11-X2	=V1UQ51UQ7.2+V1UQ51UQ7.2-BGS/R	TPE	4	4	18	3	
=V1UQ51UQ7.3-W1	=V1UQ51KF2+V1UQ51-KF2.11-X3	=V1UQ51UQ7.3+V1UQ51UQ7.3-BGS/R	TPE	4	3	18	3	
=V1UQ51UQ8.1-W1	=V1UQ51KF2+V1UQ51-KF2.11-X4	=V1UQ51UQ8.1+V1UQ51UQ8.1-BGS/R	TPE	4	4	18	3	
=V1UQ51UQ8.2-W1	=V1UQ51KF2+V1UQ51-KF2.11-X5	=V1UQ51UQ8.2+V1UQ51UQ8.2-BGS/R	TPE	4	4	18	3	
=V1UQ51UQ8.3-W1	=V1UQ51KF2+V1UQ51-KF2.11-X6	=V1UQ51UQ8.3+V1UQ51UQ8.3-BGS/R	TPE	4	3	18	3	
=V1UQ51UQ8.4-W1	=V1UQ51KF2+V1UQ51-KF2.11-X7	=V1UQ51UQ8.4+V1UQ51UQ8.4-BGS/R	TPE	4	3	18	3	
=V1UQ51UQ9.1-W1	=V1UQ51KF2+V1UQ51-KF2.11-X8	=V1UQ51UQ9.1+V1UQ51UQ9.1-BGS/R	TPE	4	4	18	4	
=V1UQ51UQ9.2-W1	=V1UQ51KF2+V1UQ51-KF2.12-X1	=V1UQ51UQ9.2+V1UQ51UQ9.2-BGS/R	TPE	4	4	18	4	
=V1UQ51UQ10.1-W1	=V1UQ51KF2+V1UQ51-KF2.12-X2	=V1UQ51UQ10.1+V1UQ51UQ10.1-BGS/R	TPE	4	4	18	5	
=V1UQ51UQ10.2-W1	=V1UQ51KF2+V1UQ51-KF2.12-X3	=V1UQ51UQ10.2+V1UQ51UQ10.2-BGS/R	TPE	4	4	18	5	
=V1UQ51UQ10.3-W1	=V1UQ51KF2+V1UQ51-KF2.12-X4	=V1UQ51UQ10.3+V1UQ51UQ10.3-BGS/R	TPE	4	3	18	5	
=V1UQ51UQ11.1-W1	=V1UQ51KF2+V1UQ51-KF2.12-X5	=V1UQ51UQ11.1+V1UQ51UQ11.1-BGS/R	TPE	4	4	18	4	
=V1UQ51UQ12.1-W1	=V1UQ51KF2+V1UQ51-KF2.12-X6	=V1UQ51UQ12.1+V1UQ51UQ12.1-BGS/R	TPE	4	4	18	4	
=V1UQ52BG0-W1	=V1UQ52BG0+V1UQ52-XG1/2	=V1UQ52KF1+V1UQ52-KF1.11	TPE	4	4	18	1	
=V1UQ52BG0-W1.1	=V1UQ52BG0+V1UQ52-BG01	=V1UQ52BG0+V1UQ52-XG1/2	TPE	4	3	18	2	

			Date	12/2/2022	Volvo Trucks North America		Valiant TMS	Cable overview	Drawing name:	=	
			Ed.	MKLEPADLO						+	
			Appr		P6700 Underbody Floor Skin - Cell 2V03				Document type: EMC	Project nr: 22-16151	Page 12
Modification	Date	Name	Original		Replacement of	Replaced by	Scale 1:1				1721

Cable overview

F10_001_Cable

Cable name	Source (from)	Target (to)	cable type	all conductors	Conductors used	Cross-section [mm]	Length [m]	remark
=V1UQ52BG0-W1.2	=V1UQ52BG0+V1UQ52-BG02	=V1UQ52BG0+V1UQ52-XG1/2	TPE	4	3	18	1	
=V1WR1BG0-W1	=V1WR1BG0+V1WR1-BG01	=V1WR1KF1+V1WR1-KF1.11	TPE	4	3	18		
=V1WR1BG0-W2	=V1WR1BG0+V1WR1-BG02	=V1WR1KF1+V1WR1-KF1.11	TPE	4	3	18		
=V1WR1BG0-W3	=V1WR1BG0+V1WR1-BG03	=V1WR1KF1+V1WR1-KF1.11	TPE	4	3	18		
=V1WR1BG0-W4	=V1WR1BG0+V1WR1-BG04	=V1WR1KF1+V1WR1-KF1.11	TPE	4	3	18		
=V1WR1BG0-W5	=V1WR1BG0+V1WR1-BG05	=V1WR1KF1+V1WR1-KF1.11	TPE	4	3	18		
=V1WR1UQ51BG0-W1	=V1WR1UQ51BG0+V1WR1UQ51-XG1/12	=V1WR1UQ51KF1+V1WR1UQ51-KF1.14-X1	TPE	4	4	18	2	
=V1WR1UQ51BG0-W1.1	=V1WR1UQ51BG0+V1WR1UQ51-BG01	=V1WR1UQ51BG0+V1WR1UQ51-XG1/12	TPE	4	3	18	0.5	
=V1WR1UQ51BG0-W1.2	=V1WR1UQ51BG0+V1WR1UQ51-BG12	=V1WR1UQ51BG0+V1WR1UQ51-XG1/12	TPE	4	3	18	0.5	
=V1WR1UQ51BG0-W2	=V1WR1UQ51BG0+V1WR1UQ51-XG2/15	=V1WR1UQ51KF1+V1WR1UQ51-KF1.14-X2	TPE	4	4	18	4	
=V1WR1UQ51BG0-W2.1	=V1WR1UQ51BG0+V1WR1UQ51-BG02	=V1WR1UQ51BG0+V1WR1UQ51-XG2/15	TPE	4	3	18	0.5	
=V1WR1UQ51BG0-W2.2	=V1WR1UQ51BG0+V1WR1UQ51-BG15	=V1WR1UQ51BG0+V1WR1UQ51-XG2/15	TPE	4	3	18	0.5	
=V1WR1UQ51BG0-W3	=V1WR1UQ51BG0+V1WR1UQ51-XG3/4	=V1WR1UQ51KF1+V1WR1UQ51-KF1.14-X3	TPE	4	4	18	2	
=V1WR1UQ51BG0-W3.1	=V1WR1UQ51BG0+V1WR1UQ51-BG03	=V1WR1UQ51BG0+V1WR1UQ51-XG3/4	TPE	4	3	18	1	
=V1WR1UQ51BG0-W3.2	=V1WR1UQ51BG0+V1WR1UQ51-BG04	=V1WR1UQ51BG0+V1WR1UQ51-XG3/4	TPE	4	3	18	0.5	
=V1WR1UQ51BG0-W4	=V1WR1UQ51BG0+V1WR1UQ51-XG5/6	=V1WR1UQ51KF1+V1WR1UQ51-KF1.14-X4	TPE	4	4	18	1	
=V1WR1UQ51BG0-W4.1	=V1WR1UQ51BG0+V1WR1UQ51-BG05	=V1WR1UQ51BG0+V1WR1UQ51-XG5/6	TPE	4	3	18	2	
=V1WR1UQ51BG0-W4.2	=V1WR1UQ51BG0+V1WR1UQ51-BG06	=V1WR1UQ51BG0+V1WR1UQ51-XG5/6	TPE	4	3	18	0.5	
=V1WR1UQ51BG0-W5	=V1WR1UQ51BG0+V1WR1UQ51-XG7/8	=V1WR1UQ51KF1+V1WR1UQ51-KF1.14-X5	TPE	4	4	18	2	
=V1WR1UQ51BG0-W5.1	=V1WR1UQ51BG0+V1WR1UQ51-BG07	=V1WR1UQ51BG0+V1WR1UQ51-XG7/8	TPE	4	3	18	0.5	
=V1WR1UQ51BG0-W5.2	=V1WR1UQ51BG0+V1WR1UQ51-BG08	=V1WR1UQ51BG0+V1WR1UQ51-XG7/8	TPE	4	3	18	0.5	
=V1WR1UQ51BG0-W6	=V1WR1UQ51BG0+V1WR1UQ51-XG9/10	=V1WR1UQ51KF1+V1WR1UQ51-KF1.14-X6	TPE	4	4	18	3	
=V1WR1UQ51BG0-W6.1	=V1WR1UQ51BG0+V1WR1UQ51-BG09	=V1WR1UQ51BG0+V1WR1UQ51-XG9/10	TPE	4	3	18	0.5	
=V1WR1UQ51BG0-W6.2	=V1WR1UQ51BG0+V1WR1UQ51-BG10	=V1WR1UQ51BG0+V1WR1UQ51-XG9/10	TPE	4	3	18	0.5	
=V1WR1UQ51BG0-W7	=V1WR1UQ51BG0+V1WR1UQ51-BG11	=V1WR1UQ51KF1+V1WR1UQ51-KF1.14-X7	TPE	4	3	18	2	
=V1WR1UQ51BG0-W8	=V1WR1UQ51BG0+V1WR1UQ51-XG13/14	=V1WR1UQ51KF1+V1WR1UQ51-KF1.14-X8	TPE	4	4	18	3	
=V1WR1UQ51BG0-W8.1	=V1WR1UQ51BG0+V1WR1UQ51-BG13	=V1WR1UQ51BG0+V1WR1UQ51-XG13/14	TPE	4	3	18	2	
=V1WR1UQ51BG0-W8.2	=V1WR1UQ51BG0+V1WR1UQ51-BG14	=V1WR1UQ51BG0+V1WR1UQ51-XG13/14	TPE	4	3	18	1	
=V1WR1UQ51UQ1.1-W1	=V1WR1UQ51KF1+V1WR1UQ51-KF1.11-X1	=V1WR1UQ51UQ1.1+V1WR1UQ51UQ1.1-BGS/R	TPE	4	4	18	2	
=V1WR1UQ51UQ1.2-W1	=V1WR1UQ51KF1+V1WR1UQ51-KF1.11-X2	=V1WR1UQ51UQ1.2+V1WR1UQ51UQ1.2-BGS/R	TPE	4	4	18	3	
=V1WR1UQ51UQ1.3-W1	=V1WR1UQ51KF1+V1WR1UQ51-KF1.11-X3	=V1WR1UQ51UQ1.3+V1WR1UQ51UQ1.3-BGS/R	TPE	4	4	18	1	
=V1WR1UQ51UQ1.4-W1	=V1WR1UQ51KF1+V1WR1UQ51-KF1.11-X4	=V1WR1UQ51UQ1.4+V1WR1UQ51UQ1.4-BGS/R	TPE	4	4	18	3	
=V1WR1UQ51UQ2.1-W1	=V1WR1UQ51KF1+V1WR1UQ51-KF1.11-X5	=V1WR1UQ51UQ2.1+V1WR1UQ51UQ2.1-BGS/R	TPE	4	4	18	2	
=V1WR1UQ51UQ2.2-W1	=V1WR1UQ51KF1+V1WR1UQ51-KF1.11-X6	=V1WR1UQ51UQ2.2+V1WR1UQ51UQ2.2-BGS/R	TPE	4	4	18	2	
=V1WR1UQ51UQ2.3-W1	=V1WR1UQ51KF1+V1WR1UQ51-KF1.11-X7	=V1WR1UQ51UQ2.3+V1WR1UQ51UQ2.3-BGS/R	TPE	4	4	18	2	
=V1WR1UQ51UQ2.4-W1	=V1WR1UQ51KF1+V1WR1UQ51-KF1.11-X8	=V1WR1UQ51UQ2.4+V1WR1UQ51UQ2.4-BGS/R	TPE	4	4	18	4	
=V1WR1UQ51UQ3.1-W1	=V1WR1UQ51KF1+V1WR1UQ51-KF1.12-X1	=V1WR1UQ51UQ3.1+V1WR1UQ51UQ3.1-BGS/R	TPE	4	4	18	2	
=V1WR1UQ51UQ3.2-W1	=V1WR1UQ51KF1+V1WR1UQ51-KF1.12-X2	=V1WR1UQ51UQ3.2+V1WR1UQ51UQ3.2-BGS/R	TPE	4	4	18	3	
=V1WR1UQ51UQ4.1-W1	=V1WR1UQ51KF1+V1WR1UQ51-KF1.12-X5	=V1WR1UQ51UQ4.1+V1WR1UQ51UQ4.1-BGS/R	TPE	4	4	18	3	
=V1WR1UQ51UQ4.2-W1	=V1WR1UQ51KF1+V1WR1UQ51-KF1.12-X6	=V1WR1UQ51UQ4.2+V1WR1UQ51UQ4.2-BGS/R	TPE	4	4	18	3	
=V1WR1UQ51UQ4.3-W1	=V1WR1UQ51KF1+V1WR1UQ51-KF1.12-X7	=V1WR1UQ51UQ4.3+V1WR1UQ51UQ4.3-BGS/R	TPE	4	4	18	3	
=V1WR1UQ51UQ6.1-W1	=V1WR1UQ51KF2+V1WR1UQ51-KF2.11-X1	=V1WR1UQ51UQ6.1+V1WR1UQ51UQ6.1-BGS/R	TPE	4	4	18	2	
=V1WR1UQ51UQ6.2-W1	=V1WR1UQ51KF2+V1WR1UQ51-KF2.11-X2	=V1WR1UQ51UQ6.2+V1WR1UQ51UQ6.2-BGS/R	TPE	4	4	18	4	
=V1WR1UQ51UQ7.1-W1	=V1WR1UQ51KF1+V1WR1UQ51-KF1.12-X8	=V1WR1UQ51UQ7.1+V1WR1UQ51UQ7.1-BGS/R	TPE	4	4	18	2	
=V1WR1UQ51UQ7.2-W1	=V1WR1UQ51KF1+V1WR1UQ51-KF1.13-X1	=V1WR1UQ51UQ7.2+V1WR1UQ51UQ7.2-BGS/R	TPE	4	4	18	4	
=V1WR1UQ51UQ7.3-W1	=V1WR1UQ51KF1+V1WR1UQ51-KF1.13-X2	=V1WR1UQ51UQ7.3+V1WR1UQ51UQ7.3-BGS/R	TPE	4	4	18	2	

			Date	12/2/2022	Volvo Trucks North America		Valiant TMS	Cable overview	Drawing name:	=	
			Ed.	MKLEPADLO						+	
			Appr		P6700 Underbody Floor Skin - Cell 2V03				Document type: EMC	Project nr: 22-16151	Page 13
Modification	Date	Name	Original		Replacement of	Replaced by	Scale 1:1				1721

Cable overview

F10_001_Cable

Cable name	Source (from)	Target (to)	cable type	all conductors	Conductors used	Cross-section [mm]	Length [m]	remark
=V1WR1UQ51UQ7.4-W1	=V1WR1UQ51KF1+V1WR1UQ51-KF1.13-X3	=V1WR1UQ51UQ7.4+V1WR1UQ51UQ7.4-BGS/R	TPE	4	4	18	3	
=V1WR1UQ51UQ7.5-W1	=V1WR1UQ51KF1+V1WR1UQ51-KF1.13-X4	=V1WR1UQ51UQ7.5+V1WR1UQ51UQ7.5-BGS/R	TPE	4	4	18	3	
=V1WR1UQ51UQ7.6-W1	=V1WR1UQ51KF1+V1WR1UQ51-KF1.13-X5	=V1WR1UQ51UQ7.6+V1WR1UQ51UQ7.6-BGS/R	TPE	4	4	18	3	
=V1WR1UQ51UQ8.1-W1	=V1WR1UQ51KF1+V1WR1UQ51-KF1.13-X6	=V1WR1UQ51UQ8.1+V1WR1UQ51UQ8.1-BGS/R	TPE	4	4	18	1	
=V1WR1UQ51UQ8.2-W1	=V1WR1UQ51KF1+V1WR1UQ51-KF1.13-X7	=V1WR1UQ51UQ8.2+V1WR1UQ51UQ8.2-BGS/R	TPE	4	4	18	3	
=V1WR1UQ51UQ9.1-W1	=V1WR1UQ51KF1+V1WR1UQ51-KF1.12-X3	=V1WR1UQ51UQ9.1+V1WR1UQ51UQ9.1-BGS/R	TPE	4	4	18	3	
=V1WR1UQ51UQ9.2-W1	=V1WR1UQ51KF1+V1WR1UQ51-KF1.12-X4	=V1WR1UQ51UQ9.2+V1WR1UQ51UQ9.2-BGS/R	TPE	4	4	18	3	
=V1WR1UQ52BG0-W1	=V1WR1UQ52BG0+V1WR1UQ52-XG1/3	=V1WR1UQ52KF1+V1WR1UQ52-KF1.14-X3	TPE	4	4	18	3	
=V1WR1UQ52BG0-W1.1	=V1WR1UQ52BG0+V1WR1UQ52-BG01	=V1WR1UQ52BG0+V1WR1UQ52-XG1/3	TPE	4	3	18	1	
=V1WR1UQ52BG0-W1.2	=V1WR1UQ52BG0+V1WR1UQ52-BG03	=V1WR1UQ52BG0+V1WR1UQ52-XG1/3	TPE	4	3	18	1	
=V1WR1UQ52BG0-W2	=V1WR1UQ52BG0+V1WR1UQ52-XG2/4	=V1WR1UQ52KF2+V1WR1UQ52-KF2.13-X6	TPE	4	4	18	1	
=V1WR1UQ52BG0-W2.1	=V1WR1UQ52BG0+V1WR1UQ52-BG02	=V1WR1UQ52BG0+V1WR1UQ52-XG2/4	TPE	4	3	18	2	
=V1WR1UQ52BG0-W2.2	=V1WR1UQ52BG0+V1WR1UQ52-BG04	=V1WR1UQ52BG0+V1WR1UQ52-XG2/4	TPE	4	3	18	2	
=V1WR1UQ52BG0-W3	=V1WR1UQ52BG0+V1WR1UQ52-BG05	=V1WR1UQ52KF1+V1WR1UQ52-KF1.14-X4	TPE	4	3	18	3	
=V1WR1UQ52BG0-W4	=V1WR1UQ52BG0+V1WR1UQ52-BG06	=V1WR1UQ52KF2+V1WR1UQ52-KF2.13-X7	TPE	4	3	18	3	
=V1WR1UQ52BG0-W5	=V1WR1UQ52BG0+V1WR1UQ52-XG7/8	=V1WR1UQ52KF1+V1WR1UQ52-KF1.14-X5	TPE	4	4	18	1	
=V1WR1UQ52BG0-W5.1	=V1WR1UQ52BG0+V1WR1UQ52-BG07	=V1WR1UQ52BG0+V1WR1UQ52-XG7/8	TPE	4	3	18	2	
=V1WR1UQ52BG0-W5.2	=V1WR1UQ52BG0+V1WR1UQ52-BG08	=V1WR1UQ52BG0+V1WR1UQ52-XG7/8	TPE	4	3	18	2	
=V1WR1UQ52BG0-W6	=V1WR1UQ52BG0+V1WR1UQ52-XG9/10	=V1WR1UQ52KF1+V1WR1UQ52-KF1.14-X6	TPE	4	4	18	1	
=V1WR1UQ52BG0-W6.1	=V1WR1UQ52BG0+V1WR1UQ52-BG09	=V1WR1UQ52BG0+V1WR1UQ52-XG9/10	TPE	4	3	18	2	
=V1WR1UQ52BG0-W6.2	=V1WR1UQ52BG0+V1WR1UQ52-BG10	=V1WR1UQ52BG0+V1WR1UQ52-XG9/10	TPE	4	3	18	2	
=V1WR1UQ52BG0-W7	=V1WR1UQ52BG0+V1WR1UQ52-XG11/12	=V1WR1UQ52KF1+V1WR1UQ52-KF1.14-X7	TPE	4	4	18	2	
=V1WR1UQ52BG0-W7.1	=V1WR1UQ52BG0+V1WR1UQ52-BG11	=V1WR1UQ52BG0+V1WR1UQ52-XG11/12	TPE	4	3	18	1	
=V1WR1UQ52BG0-W7.2	=V1WR1UQ52BG0+V1WR1UQ52-BG12	=V1WR1UQ52BG0+V1WR1UQ52-XG11/12	TPE	4	3	18	1	
=V1WR1UQ52BG0-W8	=V1WR1UQ52BG0+V1WR1UQ52-BG13	=V1WR1UQ52KF1+V1WR1UQ52-KF1.14-X8	TPE	4	3	18	3	
=V1WR1UQ52UQ1.1-W1	=V1WR1UQ52KF1+V1WR1UQ52-KF1.11-X1	=V1WR1UQ52UQ1.1+V1WR1UQ52UQ1.1-BGS/R	TPE	4	4	18	2	
=V1WR1UQ52UQ1.2-W1	=V1WR1UQ52KF2+V1WR1UQ52-KF2.11-X1	=V1WR1UQ52UQ1.2+V1WR1UQ52UQ1.2-BGS/R	TPE	4	4	18	2	
=V1WR1UQ52UQ2.1-W1	=V1WR1UQ52KF1+V1WR1UQ52-KF1.11-X2	=V1WR1UQ52UQ2.1+V1WR1UQ52UQ2.1-BGS/R	TPE	4	4	18	3	
=V1WR1UQ52UQ2.2-W1	=V1WR1UQ52KF2+V1WR1UQ52-KF2.11-X2	=V1WR1UQ52UQ2.2+V1WR1UQ52UQ2.2-BGS/R	TPE	4	4	18	4	
=V1WR1UQ52UQ2.3-W1	=V1WR1UQ52KF1+V1WR1UQ52-KF1.11-X3	=V1WR1UQ52UQ2.3+V1WR1UQ52UQ2.3-BGS/R	TPE	4	4	18	4	
=V1WR1UQ52UQ2.4-W1	=V1WR1UQ52KF2+V1WR1UQ52-KF2.11-X3	=V1WR1UQ52UQ2.4+V1WR1UQ52UQ2.4-BGS/R	TPE	4	4	18	4	
=V1WR1UQ52UQ3.1-W1	=V1WR1UQ52KF1+V1WR1UQ52-KF1.11-X4	=V1WR1UQ52UQ3.1+V1WR1UQ52UQ3.1-BGS/R	TPE	4	4	18	3	
=V1WR1UQ52UQ3.2-W1	=V1WR1UQ52KF1+V1WR1UQ52-KF1.11-X5	=V1WR1UQ52UQ3.2+V1WR1UQ52UQ3.2-BGS/R	TPE	4	4	18	4	
=V1WR1UQ52UQ3.3-W1	=V1WR1UQ52KF1+V1WR1UQ52-KF1.11-X6	=V1WR1UQ52UQ3.3+V1WR1UQ52UQ3.3-BGS/R	TPE	4	4	18	4	
=V1WR1UQ52UQ4.1-W1	=V1WR1UQ52KF2+V1WR1UQ52-KF2.11-X4	=V1WR1UQ52UQ4.1+V1WR1UQ52UQ4.1-BGS/R	TPE	4	4	18	3	
=V1WR1UQ52UQ4.2-W1	=V1WR1UQ52KF1+V1WR1UQ52-KF1.11-X7	=V1WR1UQ52UQ4.2+V1WR1UQ52UQ4.2-BGS/R	TPE	4	4	18	4	
=V1WR1UQ52UQ4.3-W1	=V1WR1UQ52KF1+V1WR1UQ52-KF1.11-X8	=V1WR1UQ52UQ4.3+V1WR1UQ52UQ4.3-BGS/R	TPE	4	4	18	4	
=V1WR1UQ52UQ4.4-W1	=V1WR1UQ52KF1+V1WR1UQ52-KF1.12-X1	=V1WR1UQ52UQ4.4+V1WR1UQ52UQ4.4-BGS/R	TPE	4	3	18	4	
=V1WR1UQ52UQ5.1-W1	=V1WR1UQ52KF1+V1WR1UQ52-KF1.12-X2	=V1WR1UQ52UQ5.1+V1WR1UQ52UQ5.1-BGS/R	TPE	4	4	18	4	
=V1WR1UQ52UQ6.1-W1	=V1WR1UQ52KF1+V1WR1UQ52-KF1.12-X3	=V1WR1UQ52UQ6.1+V1WR1UQ52UQ6.1-BGS/R	TPE	4	4	18	2	
=V1WR1UQ52UQ6.2-W1	=V1WR1UQ52KF2+V1WR1UQ52-KF2.11-X5	=V1WR1UQ52UQ6.2+V1WR1UQ52UQ6.2-BGS/R	TPE	4	4	18	2	
=V1WR1UQ52UQ6.3-W1	=V1WR1UQ52KF1+V1WR1UQ52-KF1.12-X4	=V1WR1UQ52UQ6.3+V1WR1UQ52UQ6.3-BGS/R	TPE	4	4	18	2	
=V1WR1UQ52UQ7.1-W1	=V1WR1UQ52KF2+V1WR1UQ52-KF2.11-X6	=V1WR1UQ52UQ7.1+V1WR1UQ52UQ7.1-BGS/R	TPE	4	4	18	3	
=V1WR1UQ52UQ7.2-W1	=V1WR1UQ52KF1+V1WR1UQ52-KF1.12-X5	=V1WR1UQ52UQ7.2+V1WR1UQ52UQ7.2-BGS/R	TPE	4	4	18	4	
=V1WR1UQ52UQ7.3-W1	=V1WR1UQ52KF1+V1WR1UQ52-KF1.12-X6	=V1WR1UQ52UQ7.3+V1WR1UQ52UQ7.3-BGS/R	TPE	4	4	18	4	
=V1WR1UQ52UQ7.4-W1	=V1WR1UQ52KF2+V1WR1UQ52-KF2.11-X7	=V1WR1UQ52UQ7.4+V1WR1UQ52UQ7.4-BGS/R	TPE	4	4	18	4	

			Date	12/2/2022	Volvo Trucks North America		Valiant TMS	Cable overview	Drawing name:	=	
			Ed.	MKLEPADLO						+	
			Appr		P6700 Underbody Floor Skin - Cell 2V03				Document type: EMC	Project nr: 22-16151	Page 14
Modification	Date	Name	Original		Replacement of	Replaced by	Scale 1:1				1721

Cable overview

F10_001_Cable

Cable name	Source (from)	Target (to)	cable type	all conductors	Conductors used	Cross-section [mm]	Length [m]	remark
=V1WR1UQ52UQ8.1-W1	=V1WR1UQ52KF1+V1WR1UQ52-KF1.12-X7	=V1WR1UQ52UQ8.1+V1WR1UQ52UQ8.1-BGS/R	TPE	4	4	18	3	
=V1WR1UQ52UQ8.2-W1	=V1WR1UQ52KF2+V1WR1UQ52-KF2.12-X1	=V1WR1UQ52UQ8.2+V1WR1UQ52UQ8.2-BGS/R	TPE	4	4	18	3	
=V1WR1UQ52UQ9.1-W1	=V1WR1UQ52KF1+V1WR1UQ52-KF1.12-X8	=V1WR1UQ52UQ9.1+V1WR1UQ52UQ9.1-BGS/R	TPE	4	4	18	2	
=V1WR1UQ52UQ9.2-W1	=V1WR1UQ52KF2+V1WR1UQ52-KF2.12-X2	=V1WR1UQ52UQ9.2+V1WR1UQ52UQ9.2-BGS/R	TPE	4	4	18	2	
=V1WR1UQ52UQ10.1-W1	=V1WR1UQ52KF1+V1WR1UQ52-KF1.13-X1	=V1WR1UQ52UQ10.1+V1WR1UQ52UQ10.1-BGS/R	TPE	4	4	18	3	
=V1WR1UQ52UQ10.2-W1	=V1WR1UQ52KF2+V1WR1UQ52-KF2.12-X3	=V1WR1UQ52UQ10.2+V1WR1UQ52UQ10.2-BGS/R	TPE	4	4	18	4	
=V1WR1UQ52UQ11.1-W1	=V1WR1UQ52KF1+V1WR1UQ52-KF1.13-X2	=V1WR1UQ52UQ11.1+V1WR1UQ52UQ11.1-BGS/R	TPE	4	4	18	3	
=V1WR1UQ52UQ11.2-W1	=V1WR1UQ52KF2+V1WR1UQ52-KF2.12-X4	=V1WR1UQ52UQ11.2+V1WR1UQ52UQ11.2-BGS/R	TPE	4	4	18	3	
=V1WR1UQ52UQ11.3-W1	=V1WR1UQ52KF2+V1WR1UQ52-KF2.12-X5	=V1WR1UQ52UQ11.3+V1WR1UQ52UQ11.3-BGS/R	TPE	4	4	18	3	
=V1WR1UQ52UQ12.1-W1	=V1WR1UQ52KF2+V1WR1UQ52-KF2.12-X6	=V1WR1UQ52UQ12.1+V1WR1UQ52UQ12.1-BGS/R	TPE	4	4	18	3	
=V1WR1UQ52UQ13.1-W1	=V1WR1UQ52KF1+V1WR1UQ52-KF1.13-X3	=V1WR1UQ52UQ13.1+V1WR1UQ52UQ13.1-BGS/R	TPE	4	4	18	3	
=V1WR1UQ52UQ13.2-W1	=V1WR1UQ52KF1+V1WR1UQ52-KF1.13-X4	=V1WR1UQ52UQ13.2+V1WR1UQ52UQ13.2-BGS/R	TPE	4	4	18	4	
=V1WR1UQ52UQ14.1-W1	=V1WR1UQ52KF1+V1WR1UQ52-KF1.13-X5	=V1WR1UQ52UQ14.1+V1WR1UQ52UQ14.1-BGS/R	TPE	4	4	18	3	
=V1WR1UQ52UQ14.2-W1	=V1WR1UQ52KF2+V1WR1UQ52-KF2.12-X7	=V1WR1UQ52UQ14.2+V1WR1UQ52UQ14.2-BGS/R	TPE	4	4	18	4	
=V1WR1UQ52UQ15.1-W1	=V1WR1UQ52KF1+V1WR1UQ52-KF1.13-X6	=V1WR1UQ52UQ15.1+V1WR1UQ52UQ15.1-BGS/R	TPE	4	4	18	2	
=V1WR1UQ52UQ16.1-W1	=V1WR1UQ52KF1+V1WR1UQ52-KF1.13-X7	=V1WR1UQ52UQ16.1+V1WR1UQ52UQ16.1-XGR/S	TPE	4	4	18	4	
=V1WR1UQ52UQ16.1-W1.1	=V1WR1UQ52UQ16.1+V1WR1UQ52UQ16.1-BGR	=V1WR1UQ52UQ16.1+V1WR1UQ52UQ16.1-XGR/S	TPE	4	3	18		
=V1WR1UQ52UQ16.1-W1.2	=V1WR1UQ52UQ16.1+V1WR1UQ52UQ16.1-BGS	=V1WR1UQ52UQ16.1+V1WR1UQ52UQ16.1-XGR/S	TPE	4	3	18		
=V1WR1UQ52UQ17.1-W1	=V1WR1UQ52KF1+V1WR1UQ52-KF1.13-X8	=V1WR1UQ52UQ17.1+V1WR1UQ52UQ17.1-BGS/R	TPE	4	4	18	3	
=V1WR1UQ52UQ17.2-W1	=V1WR1UQ52KF2+V1WR1UQ52-KF2.12-X8	=V1WR1UQ52UQ17.2+V1WR1UQ52UQ17.2-BGS/R	TPE	4	4	18	4	
=V1WR1UQ52UQ18.1-W1	=V1WR1UQ52KF1+V1WR1UQ52-KF1.14-X1	=V1WR1UQ52UQ18.1+V1WR1UQ52UQ18.1-BGS/R	TPE	4	4	18	3	
=V1WR1UQ52UQ18.2-W1	=V1WR1UQ52KF2+V1WR1UQ52-KF2.13-X1	=V1WR1UQ52UQ18.2+V1WR1UQ52UQ18.2-BGS/R	TPE	4	4	18	4	
=V1WR1UQ52UQ19.1-W1	=V1WR1UQ52KF2+V1WR1UQ52-KF2.13-X2	=V1WR1UQ52UQ19.1+V1WR1UQ52UQ19.1-BGS/R	TPE	4	4	18	3	
=V1WR1UQ52UQ19.2-W1	=V1WR1UQ52KF2+V1WR1UQ52-KF2.13-X3	=V1WR1UQ52UQ19.2+V1WR1UQ52UQ19.2-BGS/R	TPE	4	4	18	4	
=V1WR1UQ52UQ19.3-W1	=V1WR1UQ52KF2+V1WR1UQ52-KF2.13-X4	=V1WR1UQ52UQ19.3+V1WR1UQ52UQ19.3-BGS/R	TPE	4	4	18	4	
=V1WR1UQ52UQ20.1-W1	=V1WR1UQ52KF2+V1WR1UQ52-KF2.11-X8	=V1WR1UQ52UQ20.1+V1WR1UQ52UQ20.1-BGS/R	TPE	4	4	18	4	
=V2WR1BG0-W1	=V2WR1BG0+V2WR1-BG01	=V2WR1KF1+V2WR1-KF1.11	TPE	4	3	18		
=V2WR1BG0-W2	=V2WR1BG0+V2WR1-BG02	=V2WR1KF1+V2WR1-KF1.11	TPE	4	3	18		
=V2WR1BG0-W3	=V2WR1BG0+V2WR1-BG03	=V2WR1KF1+V2WR1-KF1.11	TPE	4	3	18		
=V2WR1BG0-W4	=V2WR1BG0+V2WR1-BG04	=V2WR1KF1+V2WR1-KF1.11	TPE	4	3	18		
=V2WR1BG0-W5	=V2WR1BG0+V2WR1-BG05	=V2WR1KF1+V2WR1-KF1.11	TPE	4	3	18		
=V2WR1UQ51BG0-W1	=V2WR1UQ51BG0+V2WR1UQ51-XG1/2	=V2WR1UQ51KF1+V2WR1UQ51-KF1.12-X7	TPE	4	4	18	2	
=V2WR1UQ51BG0-W1.1	=V2WR1UQ51BG0+V2WR1UQ51-BG01	=V2WR1UQ51BG0+V2WR1UQ51-XG1/2	TPE	4	3	18	3	
=V2WR1UQ51BG0-W1.2	=V2WR1UQ51BG0+V2WR1UQ51-BG02	=V2WR1UQ51BG0+V2WR1UQ51-XG1/2	TPE	4	3	18	2	
=V2WR1UQ51BG0-W2	=V2WR1UQ51BG0+V2WR1UQ51-BG03	=V2WR1UQ51KF1+V2WR1UQ51-KF1.12-X8	TPE	4	3	18	4	
=V2WR1UQ51BG0-W2.1	=V2WR1UQ51BG0+V2WR1UQ51-BG04	=V2WR1UQ51BG0+V2WR1UQ51-XG3/4	TPE	4	3	18	1	
=V2WR1UQ51BG0-W2.2	=V2WR1UQ51BG0+V2WR1UQ51-BG05	=V2WR1UQ51BG0+V2WR1UQ51-XG3/4	TPE	4	3	18	1	
=V2WR1UQ51BG0-W3	=V2WR1UQ51BG0+V2WR1UQ51-XG3/4	=V2WR1UQ51KF2+V2WR1UQ51-KF2.12-X7	TPE	4	4	18	3	
=V2WR1UQ51UQ1.1-W1	=V2WR1UQ51KF1+V2WR1UQ51-KF1.11-X1	=V2WR1UQ51UQ1.1+V2WR1UQ51UQ1.1-BGS/R	TPE	4	4	18	4	
=V2WR1UQ51UQ1.2-W1	=V2WR1UQ51KF2+V2WR1UQ51-KF2.11-X1	=V2WR1UQ51UQ1.2+V2WR1UQ51UQ1.2-BGS/R	TPE	4	4	18	4	
=V2WR1UQ51UQ1.3-W1	=V2WR1UQ51KF1+V2WR1UQ51-KF1.11-X2	=V2WR1UQ51UQ1.3+V2WR1UQ51UQ1.3-BGS/R	TPE	4	4	18	5	
=V2WR1UQ51UQ1.4-W1	=V2WR1UQ51KF2+V2WR1UQ51-KF2.11-X2	=V2WR1UQ51UQ1.4+V2WR1UQ51UQ1.4-BGS/R	TPE	4	4	18	5	
=V2WR1UQ51UQ2.1-W1	=V2WR1UQ51KF2+V2WR1UQ51-KF2.11-X3	=V2WR1UQ51UQ2.1+V2WR1UQ51UQ2.1-BGS/R	TPE	4	4	18	6	
=V2WR1UQ51UQ2.2-W1	=V2WR1UQ51KF2+V2WR1UQ51-KF2.11-X4	=V2WR1UQ51UQ2.2+V2WR1UQ51UQ2.2-BGS/R	TPE	4	4	18	6	
=V2WR1UQ51UQ2.3-W1	=V2WR1UQ51KF2+V2WR1UQ51-KF2.11-X5	=V2WR1UQ51UQ2.3+V2WR1UQ51UQ2.3-BGS/R	TPE	4	4	18	6	
=V2WR1UQ51UQ3.1-W1	=V2WR1UQ51KF2+V2WR1UQ51-KF2.11-X6	=V2WR1UQ51UQ3.1+V2WR1UQ51UQ3.1-BGS/R	TPE	4	4	18	4	

			Date	12/2/2022	Volvo Trucks North America		Valiant TMS	Cable overview	Drawing name:	=	
			Ed.	MKLEPADLO						+	
			Appr		P6700 Underbody Floor Skin - Cell 2V03				Document type: EMC	Project nr: 22-16151	Page 15
Modification	Date	Name	Original		Replacement of	Replaced by	Scale 1:1				1721

Cable overview

F10_001_Cable

Cable name	Source (from)	Target (to)	cable type	all conductors	Conductors used	Cross-section [mm]	Length [m]	remark
=V2WR1UQ51UQ3.2-W1	=V2WR1UQ51KF1+V2WR1UQ51-KF1.11-X3	=V2WR1UQ51UQ3.2+V2WR1UQ51UQ3.2-BGS/R	TPE	4	4	18	2	
=V2WR1UQ51UQ3.3-W1	=V2WR1UQ51KF2+V2WR1UQ51-KF2.11-X7	=V2WR1UQ51UQ3.3+V2WR1UQ51UQ3.3-BGS/R	TPE	4	4	18	2	
=V2WR1UQ51UQ4.1-W1	=V2WR1UQ51KF1+V2WR1UQ51-KF1.11-X4	=V2WR1UQ51UQ4.1+V2WR1UQ51UQ4.1-BGS/R	TPE	4	4	18	4	
=V2WR1UQ51UQ5.1-W1	=V2WR1UQ51KF2+V2WR1UQ51-KF2.11-X8	=V2WR1UQ51UQ5.1+V2WR1UQ51UQ5.1-BGS/R	TPE	4	4	18	4	
=V2WR1UQ51UQ6.1-W1	=V2WR1UQ51KF1+V2WR1UQ51-KF1.11-X5	=V2WR1UQ51UQ6.1+V2WR1UQ51UQ6.1-BGS/R	TPE	4	4	18	2	
=V2WR1UQ51UQ6.2-W1	=V2WR1UQ51KF2+V2WR1UQ51-KF2.12-X1	=V2WR1UQ51UQ6.2+V2WR1UQ51UQ6.2-BGS/R	TPE	4	4	18	2	
=V2WR1UQ51UQ7.1-W1	=V2WR1UQ51KF1+V2WR1UQ51-KF1.11-X6	=V2WR1UQ51UQ7.1+V2WR1UQ51UQ7.1-BGS/R	TPE	4	4	18	2	
=V2WR1UQ51UQ7.2-W1	=V2WR1UQ51KF2+V2WR1UQ51-KF2.12-X2	=V2WR1UQ51UQ7.2+V2WR1UQ51UQ7.2-BGS/R	TPE	4	4	18	2	
=V2WR1UQ51UQ8.1-W1	=V2WR1UQ51KF1+V2WR1UQ51-KF1.11-X7	=V2WR1UQ51UQ8.1+V2WR1UQ51UQ8.1-BGS/R	TPE	4	4	18	4	
=V2WR1UQ51UQ9.1-W1	=V2WR1UQ51KF1+V2WR1UQ51-KF1.11-X8	=V2WR1UQ51UQ9.1+V2WR1UQ51UQ9.1-BGS/R	TPE	4	4	18	2	
=V2WR1UQ51UQ10.1-W1	=V2WR1UQ51KF1+V2WR1UQ51-KF1.12-X1	=V2WR1UQ51UQ10.1+V2WR1UQ51UQ10.1-BGS/R	TPE	4	4	18	1	
=V2WR1UQ51UQ10.2-W1	=V2WR1UQ51KF2+V2WR1UQ51-KF2.12-X3	=V2WR1UQ51UQ10.2+V2WR1UQ51UQ10.2-BGS/R	TPE	4	4	18	1	
=V2WR1UQ51UQ11.1-W1	=V2WR1UQ51KF2+V2WR1UQ51-KF2.12-X4	=V2WR1UQ51UQ11.1+V2WR1UQ51UQ11.1-BGS/R	TPE	4	4	18	3	
=V2WR1UQ51UQ12.1-W1	=V2WR1UQ51KF1+V2WR1UQ51-KF1.12-X2	=V2WR1UQ51UQ12.1+V2WR1UQ51UQ12.1-BGS/R	TPE	4	4	18	1	
=V2WR1UQ51UQ13.1-W1	=V2WR1UQ51KF1+V2WR1UQ51-KF1.12-X3	=V2WR1UQ51UQ13.1+V2WR1UQ51UQ13.1-BGS/R	TPE	4	4	18	2	
=V2WR1UQ51UQ13.2-W1	=V2WR1UQ51KF2+V2WR1UQ51-KF2.12-X5	=V2WR1UQ51UQ13.2+V2WR1UQ51UQ13.2-BGS/R	TPE	4	4	18	3	
=V2WR1UQ51UQ13.3-W1	=V2WR1UQ51KF2+V2WR1UQ51-KF2.12-X6	=V2WR1UQ51UQ13.3+V2WR1UQ51UQ13.3-BGS/R	TPE	4	4	18	2	
=V2WR1UQ51UQ14.1-W1	=V2WR1UQ51KF1+V2WR1UQ51-KF1.12-X4	=V2WR1UQ51UQ14.1+V2WR1UQ51UQ14.1-BGS/R	TPE	4	4	18	2	
=V2LB1NB1BG0-W1	=V2LB1NB1BG0+V2LB1NB1-BG01	=V2LB1NB1KF2+V2LB1NB1-KF2.11	TPE	4	3	18	1	
=V2LB1NB1BG0-W2	=V2LB1NB1BG0+V2LB1NB1-BG02	=V2LB1NB1KF2+V2LB1NB1-KF2.11	TPE	4	3	18	4	
=V2LB1NB1BG0-W3	=V2LB1NB1BG0+V2LB1NB1-BG03	=V2LB1NB1KF1+V2LB1NB1-KF1.11	TPE	4	3	18	2	
=V2LB1NB1BG0-W4	=V2LB1NB1BG0+V2LB1NB1-BG04	=V2LB1NB1KF1+V2LB1NB1-KF1.11	TPE	4	3	18	2	
=V2LB1NB1BG0-W5	=V2LB1NB1BG0+V2LB1NB1-BG05	=V2LB1NB1KF1+V2LB1NB1-KF1.11	TPE	4	3	18	2	
=V2LB1NB1BG0-W6	=V2LB1NB1BG0+V2LB1NB1-BG06	=V2LB1NB1KF1+V2LB1NB1-KF1.11	TPE	4	3	18	2	
=V2LB1NB1BG0-W7	=V2LB1NB1BG0+V2LB1NB1-BG07	=V2LB1NB1KF1+V2LB1NB1-KF1.11	TPE	4	3	18	2	
=V2LB1NB1BG0-W8	=V2LB1NB1BG0+V2LB1NB1-BG08	=V2LB1NB1KF1+V2LB1NB1-KF1.11	TPE	4	3	18	5	
=V1UN1PF1-W1.1	=V1UN1KF1+V1UN1-KF1.11	=V1UN1PF1+V1UN1-PF1-Branch1	TPE	4	4	18	10	
=V1UN1PF1-W1.2	=V1UN1KF1+V1UN1-KF1.11	=V1UN1PF1+V1UN1-PF1-Branch2	TPE	4	4	18	10	
=V2U90U01PF1-W1.1	=V2U90U01KF1+V2U90U01-KF1.11	=V2U90U01PF1+V2U90U01-PF1-Branch1	TPE	4	4	18		
=V2U90U01PF1-W1.2	=V2U90U01KF1+V2U90U01-KF1.11	=V2U90U01PF1+V2U90U01-PF1-Branch2	TPE	4	4	18		
=V1WR1UQ52UQ5.2-W1	=V1WR1UQ52KF1+V1WR1UQ52-KF1.14-X2	=V1WR1UQ52UQ5.2+V1WR1UQ52UQ5.2-BGS/R	TPE	4	4	18	4	
=V1U70FQ1-W1	=V1KF1+V1UC11-KF11.31	=V1U70FQ1+V1U70-BG01	TPE	4	4	18	20	
=V1UN1FQ1-W1	=V1KF1+V1UC14-KF14.31	=V1UN1FQ1+V1UN1-BG02	TPE	4	4	18	20	
=V1FQ1-W12R	=V1FQ1+V1FQ1-BR11-R	=V1FQ1+V1FQ1-BR12-R	TPE	8	8	22	0.61	
=V1FQ1-W12T	=V1FQ1+V1FQ1-BR11-T	=V1FQ1+V1FQ1-BR12-T	TPE	8	8	22	0.61	
=V1AR11UQ41KF1-W1	=V1AR11UQ41KF1+V1AR11UQ41-KF1-X20	=V1AR11UQ41KF1+V1AR11UQ41-R3.CP/CS	TPU	5	5	16	2	
=V1AR12UQ41KF1-W1	=V1AR12UQ41KF1+V1AR12UQ41-R3.CP/CS	=V1AR12UQ41KF1+V1AR12UQ41-XG1	TPU	5	4	16	2	
=V1AR12UQ41KF1-W1.1	=V1AR12UQ41KF1+V1AR12UQ41-KF1-X20	=V1AR12UQ41KF1+V1AR12UQ41-XG1	TPU	5	4	16	1	
=V1AR12UQ41KF2-W1.2	=V1AR12UQ41KF1+V1AR12UQ41-XG1	=V1AR12UQ41KF2+V1AR12UQ41-KF2-X20	TPU	5	4	16	1	
=V1AR12UQ42KF1-W1	=V1AR12UQ42KF1+V1AR12UQ42-KF1-X20	=V1AR12UQ42KF1+V1AR12UQ42-R3.CP/CS	TPU	5	5	16	2	
=V1AR13UQ41KF1-W1	=V1AR13UQ41KF1+V1AR13UQ41-R3.CP/CS	=V1AR13UQ41KF1+V1AR13UQ41-XG1	TPU	5	4	16	2	
=V1AR13UQ41KF1-W1.1	=V1AR13UQ41KF1+V1AR13UQ41-KF1-X20	=V1AR13UQ41KF1+V1AR13UQ41-XG1	TPU	5	4	16	1	
=V1AR13UQ41KF2-W1.2	=V1AR13UQ41KF1+V1AR13UQ41-XG1	=V1AR13UQ41KF2+V1AR13UQ41-KF2-X20	TPU	5	4	16	1	
=V1CL1KF1-W1	=V1WC4+V1UC15-XD151	=V1CL1KF1+V1CL1-KF1.11	TPU	5	4	16	8	
=V1CL2KF1-W1	=V1CL1KF1+V1CL1-KF1.11	=V1CL2KF1+V1CL2-KF1.11	TPU	5	5	16	8	
=V1CL3KF1-W1	=V1WC4+V1UC15-XD161	=V1CL3KF1+V1CL3-KF1.11	TPU	5	4	16	6	

Cable overview

F10_001_Cable

Cable name	Source (from)	Target (to)	cable type	all conductors	Conductors used	Cross-section [mm]	Length [m]	remark
=V1CL4KF1-W1	=V1CL3KF1+V1CL3-KF1.11	=V1CL4KF1+V1CL4-KF1.11	TPU	5	5	16	8	
=V1FQ1-W1			TPU	5	0	16	20	
=V1FQ1-W2			TPU	5	0	16	20	
=V1FQ1-W3	=V1FQ1+V1FQ1BG2-BG2-X2	=V1FQ1+V1FQ1BG3-BG3-X1	TPU	5	5	16	25	
=V1GL12UQ51KF1-W1	=V1WC4+V1UC14-XD171	=V1GL12UQ51KF1+V1GL12UQ51-KF1-X20	TPU	5	5	16	20	
=V1PF1WC3-W1			TPU	3	0	16	30	
=V1PZ1PF1-W1			TPU	10	0	16	20	
=V1PZ1PF2-W1			TPU	10	0	16	10	
=V1PZ1PF3-W1			TPU	10	0	16	10	
=V1PZ1PF4-W1			TPU	10	0	16	15	
=V1PZ1PF5-W1			TPU	10	0	16	40	
=V1PZ1PF6-W1			TPU	10	0	16	10	
=V1PZ1PF7-W1			TPU	10	0	16	10	
=V1PZ1PF8-W1			TPU	10	0	16	10	
=V1PZ1PF9-W1			TPU	10	0	16	10	
=V1SF0PG3-W1	=V1WC4+V1UC11-XD71	=V1SF0PG3+V1UC51-XG1	TPU	5	5	16	20	
=V1SF0PG3-W1.2	=V1SF0PG3+V1UC51-XD1	=V1SF0PG3+V1UC51-XG1	TPU	5	4	16	1	
=V1SF0SF2-W1	=V1KF1+V1UC15-KF15.31	=V1SF0SF2+V1UC72-XD1	TPU	12	12	16	10	
	=V1KF1+V1UC15-KF15.12							
	=V1WC4+V1UC15-XD16							
	=V1KF1+V1UC15-PE							
	=V1WC4+V1UC15-XD10							
=V1SF0SF3-W1	=V1KF1+V1UC15-KF15.31	=V1SF0SF3+V1UC73-XD1	TPU	12	12	16	10	
	=V1KF1+V1UC15-KF15.12							
	=V1WC4+V1UC15-XD16							
	=V1KF1+V1UC15-PE							
	=V1WC4+V1UC15-XD10							
=V1SF0SF4-W1	=V1KF1+V1UC15-KF15.31	=V1SF0SF4+V1UC74-XD1	TPU	12	12	16	15	
	=V1KF1+V1UC15-KF15.12							
	=V1WC4+V1UC15-XD16							
	=V1KF1+V1UC15-PE							
	=V1WC4+V1UC15-XD10							
=V1SF0SF5-W1	=V1KF1+V1UC15-KF15.31	=V1SF0SF5+V1UC75-XD1	TPU	12	11	16	15	
	=V1KF1+V1UC15-KF15.12							
	=V1WC4+V1UC15-XD16							
	=V1KF1+V1UC15-PE							
	=V1WC4+V1UC15-XD10							
=V1SF0SF6-W1	=V1SF0SF6+V1UC76-XD1	=V2KF1+V2UC14-KF14.31	TPU	12	12	16	25	
		=V2KF1+V2UC14-KF14.12						
		=V2WC4+V2UC14-XD16						
		=V2KF1+V2UC14-PE						

			Date	12/2/2022	Volvo Trucks North America		Valiant TMS	Cable overview	Drawing name:	=	
			Ed.	MKLEPADLO						+	
			Appr		P6700 Underbody Floor Skin - Cell 2V03				Document type: EMC	Project nr: 22-16151	Page 17
Modification	Date	Name	Original		Replacement of	Replaced by	Scale 1:1				1721

Cable overview

F10_001_Cable

Cable name	Source (from)	Target (to)	cable type	all conductors	Conductors used	Cross-section [mm]	Length [m]	remark
		=V2WC4+V2UC14-XD10						
=V1SF0SF7-W1	=V1SF0SF7+V1UC77-XD1	=V2KF1+V2UC14-KF14.31	TPU	12	12	16	25	
		=V2KF1+V2UC14-KF14.12						
		=V2WC4+V2UC14-XD16						
		=V2KF1+V2UC14-PE						
		=V2WC4+V2UC14-XD10						
=V1SF0SF8-W1	=V1SF0SF8+V1UC78-XD1	=V2KF1+V2UC14-KF14.31	TPU	12	12	16	20	
		=V2KF1+V2UC14-KF14.12						
		=V2WC4+V2UC14-XD16						
		=V2KF1+V2UC14-PE						
		=V2WC4+V2UC14-XD10						
=V1SF0SF9-W1	=V1SF0SF9+V1UC79-XD1	=V2KF1+V2UC14-KF14.31	TPU	12	12	16	20	
		=V2KF1+V2UC14-KF14.12						
		=V2WC4+V2UC14-XD16						
		=V2KF1+V2UC14-PE						
		=V2WC4+V2UC14-XD10						
=V1U70U01KF1-W1	=V1WC4+V1UC11-XD151	=V1U70U01KF1+V1U70U01-KF1.11	TPU	5	4	16	20	
=V1UN1KF1-W1	=V2WC4+V2UC14-XD161	=V1UN1KF1+V1UN1-KF1.11	TPU	5	4	16	30	
=V1UQ51KF1-W1.1	=V1UQ51KF1+V1UQ51-KF1-X20	=V1UQ51WC4+V1UQ51-XG51	TPU	5	5	16	1	
=V1UQ51KF2-W1.2	=V1UQ51KF2+V1UQ51-KF2-X20	=V1UQ51WC4+V1UQ51-XG51	TPU	5	5	16	2	
=V1UQ51WC4-W1	=V1WC4+V1UC14-XD151	=V1UQ51WC4+V1UQ51-XG51	TPU	5	5	16	20	
=V1UQ52KF1-W1	=V1WC4+V1UC14-XD161	=V1UQ52KF1+V1UQ52-KF1.11	TPU	5	4	16	20	
=V1WC3-W1			TPU	3	0	16	15	
=V1WC3-W2			TPU	3	0	16	5	
=V1WC4-W1	=V1WC4+V1UC11-XD51	=V1WC4+V1UC32-XD1	TPU	5	4	16	10	
=V1WC4-W1	=V1WC4+V1UC11-XD61	=V1WC4+V1UC33-XD1	TPU	5	4	16	30	
=V1WR1KF1-W1	=V1WC4+V1UC11-XD161	=V1WR1KF1+V1WR1-KF1.11	TPU	5	4	16	30	
=V1WR1UQ51KF1-W1.1	=V1WR1UQ51KF1+V1WR1UQ51-KF1-X20	=V1WR1UQ51WC4+V1WR1UQ51-XG51	TPU	5	5	16	1	
=V1WR1UQ51KF2-W1.2	=V1WR1UQ51KF2+V1WR1UQ51-KF2-X20	=V1WR1UQ51WC4+V1WR1UQ51-XG51	TPU	5	5	16	2	
=V1WR1UQ51WC4-W1	=V1WC4+V1UC46-XD51	=V1WR1UQ51WC4+V1WR1UQ51-XG51	TPU	5	5	16		
=V1WR1UQ52KF1-W1.1	=V1WR1UQ52KF1+V1WR1UQ52-KF1-X20	=V1WR1UQ52WC4+V1WR1UQ52-XG52	TPU	5	5	16	5	
=V1WR1UQ52KF2-W1.2	=V1WR1UQ52KF2+V1WR1UQ52-KF2-X20	=V1WR1UQ52WC4+V1WR1UQ52-XG52	TPU	5	5	16	2	
=V1WR1UQ52WC4-W1	=V1WC4+V1UC46-XD52	=V1WR1UQ52WC4+V1WR1UQ52-XG52	TPU	5	5	16		
=V2FQ1-W1			TPU	5	0	16	20	
=V2PZ1PF1-W1			TPU	10	0	16	20	
=V2U90U01KF1-W1	=V2WC4+V2UC14-XD181	=V2U90U01KF1+V2U90U01-KF1.11	TPU	5	4	16	20	
=V2WC3-W1			TPU	3	0	16	15	
=V2WC3-W2			TPU	3	0	16	5	
=V2WR1KF1-W1	=V2WC4+V2UC14-XD171	=V2WR1KF1+V2WR1-KF1.11	TPU	5	4	16	20	
=V2WR1UQ51KF1-W1.1	=V2WR1UQ51KF1+V2WR1UQ51-KF1-X20	=V2WR1UQ51WC4+V2WR1UQ51-XG51	TPU	5	5	16	1	
=V2WR1UQ51KF2-W1.2	=V2WR1UQ51KF2+V2WR1UQ51-KF2-X20	=V2WR1UQ51WC4+V2WR1UQ51-XG51	TPU	5	5	16	5	
=V2WR1UQ51WC4-W1	=V2WC4+V2UC46-XD51	=V2WR1UQ51WC4+V2WR1UQ51-XG51	TPU	5	5	16		
=V2LB1NB1KF1-W2	=V2LB1NB1KF1+V2LB1NB1-KF1.11	=V2LB1NB1KF2+V2LB1NB1-KF2.11	TPU	5	5	16	1	

Cable overview

F10_001_Cable

Cable name	Source (from)	Target (to)	cable type	all conductors	Conductors used	Cross-section [mm]	Length [m]	remark
=V2LB1NB1KF2-W1			TPU	5	0	16	20	

Parts list

F01_001

Device tag	Quantity	Designation	Type number	Supplier	Part number
	21	Mounting rail EN 50 022 (35x7,5)	TS 35_7,5		TS 35_7,5

&EMC/19

+KH0/1

			Date	12/1/2022	Volvo Trucks North America	Valiant TMS	Parts list : TS 35_7,5 - TS 35_7,5	Drawing name: =2V03&EFS_EL	=	
			Ed.	KMAFFRE					+	
			Appr		P6700 Underbody Floor Skin - Cell 2V03			Document type: EPB	Project nr: 22-16151	Page 1
Modification	Date	Name	Original		Replacement of / Replaced by	Scale 1:1				1721

Parts list

F01_001

Device tag	Quantity	Designation	Type number	Supplier	Part number
=KH0-W1-XD2	1				TUR.BS 8251-0/PG9

			Date	11/1/2022	Volvo Trucks North America	Valiant TMS	Parts list : TUR.BS 8251-0/PG9 - TUR.BS 8251-0/PG9	Drawing name:	=
			Ed.	KMAFFRE					+ KH0
			Appr		P6700 Underbody Floor Skin - Cell 2V03	Scale 1:1		Document type: EPB	Project nr: 22-16151 / Page 1
Modification	Date	Name	Original		Replacement of / Replaced by				1721

Parts list

F01_001

Device tag	Quantity	Designation	Type number	Supplier	Part number
=KF0-M1	1	Ground bar kit, 5 positions.	ECGB5	SIE	US2.ECGB5
=KF0-M1	1	Wiring Duct Covers, PVC	C1.5LG6	PAN	PAN.C1.5LG6
=KF0-M1	1	Wiring Duct Covers, PVC	C1LG6	PAN	PAN.C1LG6
=KF0-M1	1	Wide Slotted Wiring Duct, PVC	G1.5X4LG6	PAN	PAN.G1.5X4LG6
=KF0-M1	1	Wide Slotted Wiring Duct, PVC	G1X4LG6	PAN	PAN.G1X4LG6
=KF0-M1	1	STAND.SECTIONAL RAIL 35MM, LENGTH 483MM	6ES5710-8MA11	Siemens AG	SIE.6ES5710-8MA11
=KF0-UC31	1	PC PC enclosure system, WHD: 800x1600x600 mm, Sheet steel	PC.5386050	RIT	RIT.5386050
=KF0-UC31	1	VX Partial mounting plate, for VX: 700x700 mm	VX.8617580	RIT	RIT.8617580
=KF0-UC31	1	Base/plinth corner piece with base/plinth trim panels, front and rear,	VX.8640003		RIT.8640003
=KF0-UC31	1	Base/plinth trim panels, side, sheet steel, optimised design, 100 mm	VX.8640033		RIT.8640033
=KF0-UC91	1	Pushbutton Enclosure, Type 12, 4PB, 22.5mm holes, 10.00Hx3.25Wx2.75D, Gray, Steel	E4PBG	HOFFMAN	HOF.E4PBG
=KF0-UC91	1	Hol-Sealers Hole Seal, 1.22" diameter, Gray, Steel	ASPBG	HOFFMAN	ASPBG
=KF0-UC92	1	Pushbutton Enclosure, Type 12, 4PB, 22.5mm holes, 10.00Hx3.25Wx2.75D, Gray, Steel	E4PBG	HOFFMAN	HOF.E4PBG
=KF0-UC92	1	LEGEND PLATET KTC15-1005	KTC15-1005		ABB.1SFA616915R1005
=KF0KF1-KF1.31	1	CPU 1515F-2 PN, 750KB Prog.,3MB Data	6ES7515-2FM02-0AB0	SIE	SIE.6ES7515-2FM02-0AB0
=KF0KF1-KF1.31	1	SIMATIC S7 MEMORY CARD, 2 GB	6ES7954-8LP03-0AA0	SIE	SIE.6ES7954-8LP03-0AA0
=KF0KF1-KF1.31	1	MOUNTING RAIL 160MM (6.3")	6ES7590-1AB60-0AA0	SIE	SIE.6ES7590-1AB60-0AA0
=KF0KF1-KF31	1				SIE.6ES7155-6AA01-0BN0_subassembly
=KF0KF1-KF31	1	ET200SP, SERVERMODULE	6ES7193-6PA00-0AA0		SIE.6ES7193-6PA00-0AA0
=KF0KF1-KF31.11	1	ET 200SP, DI 16x 24V DC ST, PU 1	6ES7131-6BH01-0BA0	SIE	SIE.6ES7131-6BH01-0BA0
=KF0KF1-KF31.11	1	BASEUNIT TYPE A0, BU15-P16+A0+2D	6ES7193-6BP00-0DA0	SIE	SIE.6ES7193-6BP00-0DA0
=KF0KF1-KF31.21	1	ET 200SP, DQ 16x 24V DC/0,5A ST, PU 1	6ES7132-6BH01-0BA0	SIE	SIE.6ES7132-6BH01-0BA0
=KF0KF1-KF31.21	1	BASEUNIT TYPE A0, BU15-P16+A0+2D	6ES7193-6BP00-0DA0	SIE	SIE.6ES7193-6BP00-0DA0
=KF0KF1-KF31.31	1	ET 200SP, El-Mod., F-DI 8x24VDC HF	6ES7136-6BA01-0CA0	SIE	SIE.6ES7136-6BA01-0CA0
=KF0KF1-KF31.31	1	BASEUNIT TYPE A0, BU15-P16+A0+2D	6ES7193-6BP00-0DA0	SIE	SIE.6ES7193-6BP00-0DA0
=KF0KF1-KF99.31	1	SCALANCE S615	6GK5615-0AA00-2AA2	SIE	SIE.6GK5615-0AA00-2AA2
=KF0KF1-KF99.31	1	C-PLUG	6GK1900-0AB10	SIE	SIE.6GK1900-0AB10
=KF0KF1-KF100.31	1	SCALANCE XC216	6GK5216-0BA00-2AC2	SIE	SIE.6GK5216-0BA00-2AC2
=KF0KF1-KF100.31-P6	1	Profinet cable - RJ45 plug to M12 Female receptacle; 1m long	RJ45S FKSDED 423-1M	TURCK	TUR.RJ45S FKSDED 423-1M
=KF0KF1-KF100.31-P7	1	Profinet cable - RJ45 plug to M12 Female receptacle; 1m long	RJ45S FKSDED 423-1M	TURCK	TUR.RJ45S FKSDED 423-1M
=KF0KF1-KF100.31-P8	1	Profinet cable - RJ45 plug to M12 Female receptacle; 1m long	RJ45S FKSDED 423-1M	TURCK	TUR.RJ45S FKSDED 423-1M
=KF0KF1-KF100.31-P9	1	Profinet cable - RJ45 plug to M12 Female receptacle; 1m long	RJ45S FKSDED 423-1M	TURCK	TUR.RJ45S FKSDED 423-1M
=KF0KF1-KF100.31-P10	1	Profinet cable - RJ45 plug to M12 Female receptacle; 1m long	RJ45S FKSDED 423-1M	TURCK	TUR.RJ45S FKSDED 423-1M
=KF0KF1-KF100.31-P11	1	Profinet cable - RJ45 plug to M12 Female receptacle; 1m long	RJ45S FKSDED 423-1M	TURCK	TUR.RJ45S FKSDED 423-1M
=KF0KF1-KF100.31-P12	1	Profinet cable - RJ45 plug to M12 Female receptacle; 1m long	RJ45S FKSDED 423-1M	TURCK	TUR.RJ45S FKSDED 423-1M
=KF0KF1-KF100.31-P13	1	Profinet cable - RJ45 plug to M12 Female receptacle; 1m long	RJ45S FKSDED 423-1M	TURCK	TUR.RJ45S FKSDED 423-1M
=KF0KF1-KF100.31-P14	1	Profinet cable - RJ45 plug to M12 Female receptacle; 1m long	RJ45S FKSDED 423-1M	TURCK	TUR.RJ45S FKSDED 423-1M
=KF0KF1-KF100.31-P15	1	Profinet cable - RJ45 plug to M12 Female receptacle; 1m long	RJ45S FKSDED 423-1M	TURCK	TUR.RJ45S FKSDED 423-1M
=KF0KF1-KF100.31-P16	1	Profinet cable - RJ45 plug to M12 Female receptacle; 1m long	RJ45S FKSDED 423-1M	TURCK	TUR.RJ45S FKSDED 423-1M
=KF0KF1-XG1	1				4000-73000-0180000
=KF0KF1-XG2	1				4000-73000-0180000
=KF0PZ1-PF1	1	Signaling column connection element for pipe mounting incl. end cover and seal	8WD4408-0AA	SIE	SIE.8WD4408-0AA
=KF0PZ1-PF1	1	Tube with foot, tube length 100 mm, accessory for signaling columns 8WD44, D=70 mm	8WD4308-0DA	SIEMENS	SIE.8WD4308-0DA
=KF0PZ1-PF1	1	Signaling column multifunctional siren element different sounds can be set 24 V	8WD4420-0EA2		SIE.8WD4420-0EA2
=KF0PZ1-PF1	1	Signaling column continuous light element LED red, 24 V AC/DC	8WD4420-5AB	SIE	SIE.8WD4420-5AB
=KF0PZ1-PF1	1	Signaling column continuous light element LED green, 24 V AC/DC	8WD4420-5AC	SIE	SIE.8WD4420-5AC
=KF0WC3-FC1	1	Miniature Circuit Breaker MCBs - SU201M - Number of Poles 1 - Tripping characteristic C	SU201M-C10	ABB	ABB.2CDS271337R0104
=KF0WC3-FC1	1	S2C-H6RU - Auxiliary Contact	S2C-H6RU	ABB	ABB.2CDS200914R0001
=KF0WC3-FC2	1	Miniature Circuit Breaker MCBs - SU201M - Number of Poles 1 - Tripping characteristic C	SU201M-C10	ABB	ABB.2CDS271337R0104
=KF0WC3-FC2	1	S2C-H6RU - Auxiliary Contact	S2C-H6RU	ABB	ABB.2CDS200914R0001
=KF0WC4-FC11	1	4x3-10A	6EP1961-2BA41	SIE	SIE.6EP1961-2BA41
=KF0WC4-GA1	1	SITOP UPS1600	6EP4134-3AB00-2AY0		SIE.6EP4134-3AB00-2AY0
=KF0WC4-GB1	1	SITOP UPS1100	6EP4134-0GB00-0AY0	SIE	SIE.6EP4134-0GB00-0AY0
=KF0WC4-TA1	1	SITOP PSU6200 1ph 24 V/20 A	6EP3336-7SB00-3AX0		SIE.6EP3336-7SB00-3AX0

Parts list

F01_001

Device tag	Quantity	Designation	Type number	Supplier	Part number
=KF0FQ0-SF1	1	EMERGENCY STOP CE4T-10R-02	CE4T-10R-02	ABB	ABB.1SFA619550R1051
=KF0FQ0-SF1	1	LEGEND PLATET KTC15-1005	KTC15-1005		ABB.1SFA616915R1005
=KF0SF1-SF5	1	PUSHBUTTON CP1-10G-20	CP1-10G-20	ABB	ABB.1SFA619100R1022
=KF0SF1-SF6	1	PUSHBUTTON CP1-10Y-20	CP1-10Y-20	ABB	ABB.1SFA619100R1023

+UC31/1

+.UC92/1

			Date	9/21/2022	Volvo Trucks North America	Valiant TMS	Parts list : ABB.1SFA619550R1051 - ABB.1SFA619100R1023	Drawing name: =2V03&EFS_EL	=	
			Ed.	MKLEPADLO					+ UC31UC91	
			Appr		P6700 Underbody Floor Skin - Cell 2V03	Scale 1:1		Document type: EPB	Project nr: 22-16151	Page 1
Modification	Date	Name	Original		Replacement of / Replaced by					1721

Parts list

F01_001

Device tag	Quantity	Designation	Type number	Supplier	Part number
=KF0SF1-SF1/PF1	1	PUSHBUTTON CP1-11R-10 24V AC/DC	CP1-11R-10	ABB	ABB.1SFA619100R1111
=KF0SF1-SF2	1	PUSHBUTTON CP1-10B-20	CP1-10B-20	ABB	ABB.1SFA619100R1026
=KF0SF1-SF3/PF3	1	PUSHBUTTON CP1-11C-10	CP1-11C-10	ABB	ABB.1SFA619100R1118
=KF0SF1-SF4	1	SELECTOR SWITCH C2SS1-10B-10	C2SS1-10B-10	ABB	ABB.1SFA619200R1016

+.UC91/1

+UC32/1

			Date	9/21/2022	Volvo Trucks North America	Valiant TMS	Parts list : ABB.1SFA619100R1111 - ABB.1SFA619200R1016	Drawing name: =2V03&EFS_EL	=	
			Ed.	MKLEPADLO					+ UC31UC92	
			Appr		P6700 Underbody Floor Skin - Cell 2V03			Document type: EPB	Project nr: 22-16151	Page 1
Modification	Date	Name	Original		Replacement of / Replaced by	Scale 1:1				1721

Parts list

F01_001

Device tag	Quantity	Designation	Type number	Supplier	Part number
=FQ0V1SF1S01-SF1	1	EMERGENCY STOP CE4T-10R-02	CE4T-10R-02	ABB	ABB.1SFA619550R1051
=FQ0V1SF1S01-SF1	1	LEGEND PLATET KTC15-1005	KTC15-1005		ABB.1SFA616915R1005

+UC31UC92/1

+UC33/1

			Date	9/21/2022	Volvo Trucks North America		Valiant TMS	Parts list : ABB.1SFA619550R1051 - ABB.1SFA616915R1005	Drawing name: =2V03&EFS_EL	= + UC32	
			Ed.	MKLEPADLO							
			Appr		P6700 Underbody Floor Skin - Cell 2V03		Scale 1:1		Document type: EPB	Project nr: 22-16151	Page 1
Modification	Date	Name	Original		Replacement of	Replaced by					1721

Parts list

F01_001

Device tag	Quantity	Designation	Type number	Supplier	Part number
=FQ0V1SF1S01-SF1	1	EMERGENCY STOP CE4T-10R-02	CE4T-10R-02	ABB	ABB.1SFA619550R1051
=FQ0V1SF1S01-SF1	1	LEGEND PLATET KTC15-1005	KTC15-1005		ABB.1SFA616915R1005

+UC32/1

+V1AR11UQ41/1

			Date	9/21/2022	Volvo Trucks North America		Valiant TMS	Parts list : ABB.1SFA619550R1051 - ABB.1SFA616915R1005	Drawing name: =2V03&EFS_EL	=	
			Ed.	MKLEPADLO						+ UC33	
			Appr		P6700 Underbody Floor Skin - Cell 2V03		Scale 1:1		Document type: EPB	Project nr: 22-16151	Page 1
Modification	Date	Name	Original		Replacement of	Replaced by					1721

Parts list

F01_001

Device tag	Quantity	Designation	Type number	Supplier	Part number
=V1AR11UQ41BG0-BG01	1	Inductive sensor With WeldGuard™ coating	NI50U-CK40-AP6X2-H1141/S1590 W/BS4	TURCK	TUR.NI50U-CK40-AP6X2-H1141/S1590 W/BS4
=V1AR11UQ41BG0-BG02	1	Inductive sensor With WeldGuard™ coating	NI50U-CK40-AP6X2-H1141/S1590 W/BS4	TURCK	TUR.NI50U-CK40-AP6X2-H1141/S1590 W/BS4
=V1AR11UQ41BG0-BG03	1	Inductive sensor With WeldGuard™ coating	NI50U-CK40-AP6X2-H1141/S1590 W/BS4	TURCK	TUR.NI50U-CK40-AP6X2-H1141/S1590 W/BS4
=V1AR11UQ41BG0-BG04	1	Inductive sensor With WeldGuard™ coating	NI50U-CK40-AP6X2-H1141/S1590 W/BS4	TURCK	TUR.NI50U-CK40-AP6X2-H1141/S1590 W/BS4
=V1AR11UQ41BG0-BG05	1	Discrete Q4X: Proximity Mode	Q4XTBLAF300-Q8	BANNER	BAN.94118
=V1AR11UQ41BG0-BG06	1	Discrete Q4X: Proximity Mode	Q4XTBLAF300-Q8	BANNER	BAN.94118
=V1AR11UQ41BG0-BG07	1	Discrete Q4X: Proximity Mode	Q4XTBLAF300-Q8	BANNER	BAN.94118
=V1AR11UQ41BG0-BG08	1	Discrete Q4X: Proximity Mode	Q4XTBLAF300-Q8	BANNER	BAN.94118
=V1AR11UQ41BG0-BG09	1	Discrete Q4X: Proximity Mode	Q4XTBLAF300-Q8	BANNER	BAN.94118
=V1AR11UQ41BG0-BG10	1	Discrete Q4X: Proximity Mode	Q4XTBLAF300-Q8	BANNER	BAN.94118
=V1AR11UQ41BG0-BG11	1	Discrete Q4X: Proximity Mode	Q4XTBLAF300-Q8	BANNER	BAN.94118
=V1AR11UQ41BG0-BG12	1	Discrete Q4X: Proximity Mode	Q4XTBLAF300-Q8	BANNER	BAN.94118
=V1AR11UQ41BG0-BG13	1	Discrete Q60: Proximity Mode	Q60BB6LAF1400QPMA	BANNER	BAN.72294
=V1AR11UQ41BG0-BG14	1	Discrete Q60: Proximity Mode	Q60BB6LAF1400QPMA	BANNER	BAN.72294
=V1AR11UQ41BG0-XG1/3	1	Y splitter	U2-30676	TURCK	TUR.VB2-FSM 4.4/2FKM 4/S3450
=V1AR11UQ41BG0-XG2/4	1	Y splitter	U2-30676	TURCK	TUR.VB2-FSM 4.4/2FKM 4/S3450
=V1AR11UQ41BG0-XG5/7	1	Y splitter	U2-30676	TURCK	TUR.VB2-FSM 4.4/2FKM 4/S3450
=V1AR11UQ41BG0-XG6/8	1	Y splitter	U2-30676	TURCK	TUR.VB2-FSM 4.4/2FKM 4/S3450
=V1AR11UQ41BG0-XG9/11	1	Y splitter	U2-30676	TURCK	TUR.VB2-FSM 4.4/2FKM 4/S3450
=V1AR11UQ41BG0-XG10/12	1	Y splitter	U2-30676	TURCK	TUR.VB2-FSM 4.4/2FKM 4/S3450
=V1AR11UQ41BG0-XG13/14	1	Y splitter	U2-30676	TURCK	TUR.VB2-FSM 4.4/2FKM 4/S3450
=V1AR11UQ41KF1-KF1	0	Bus node	CPX-FB33	FES	FES.548755
=V1AR11UQ41KF1-KF1	0	Interlinking block	CPX-M-GE-EV-S-7/8-5POL	FES	FES.550208
=V1AR11UQ41KF1-KF1.11	0	Manifold block	CPX-M-AB-8-M12X2-5POL	FES	FES.549335
=V1AR11UQ41KF1-KF1.12	0	Manifold block	CPX-M-AB-8-M12X2-5POL	FES	FES.549335
=V1AR11UQ41KF1-KF1.13	0	Manifold block	CPX-M-AB-8-M12X2-5POL	FES	FES.549335

+UC33/1

+.AR11UQ41UQ1.1/1

			Date	9/21/2022	Volvo Trucks North America		Valiant TMS	Parts list : TUR.NI50U-CK40-AP6X2-H1141/S1590 W/BS4 - FES.549335	Drawing name: =2V03&EFS_EL	= + V1AR11UQ41	
			Ed.	MKLEPADLO	P6700 Underbody Floor Skin - Cell 2V03						
			Appr				Scale 1:1		Document type: EPB	Project nr: 22-16151	Page 1
Modification	Date	Name	Original		Replacement of	Replaced by					1721

Parts list

F01_001

Device tag	Quantity	Designation	Type number	Supplier	Part number
=V1AR11UQ41UQ1.1-BGS/R	1	Inductive sensor Monitoring Kit for Power Clamps	WWS001A	WELKER	WELKER.WWS001A

+V1AR11UQ41/1

+.AR11UQ41UQ1.2/1

			Date	9/21/2022	Volvo Trucks North America		Valiant TMS	Parts list : WELKER.WWS001A - WELKER.WWS001A	Drawing name: =2V03&EFS_EL	=	
			Ed.	MKLEPADLO						+ V1AR11UQ41UQ1.1	
			Appr		P6700 Underbody Floor Skin - Cell 2V03		Scale 1:1		Document type: EPB	Project nr: 22-16151	Page 1
Modification	Date	Name	Original		Replacement of	Replaced by					1721

Parts list

F01_001

Device tag	Quantity	Designation	Type number	Supplier	Part number
=V1AR11UQ41UQ1.2-BGS/R	1	Inductive sensor Monitoring Kit for Power Clamps	WWS001A	WELKER	WELKER.WWS001A

+.AR11UQ41UQ1.1/1

+.AR11UQ41UQ2.1/1

			Date	9/21/2022	Volvo Trucks North America	Valiant TMS	Parts list : WELKER.WWS001A - WELKER.WWS001A	Drawing name: =2V03&EFS_EL	=	
			Ed.	MKLEPADLO					+ V1AR11UQ41UQ1.2	
			Appr		P6700 Underbody Floor Skin - Cell 2V03			Document type: EPB	Project nr: 22-16151	Page 1
Modification	Date	Name	Original		Replacement of / Replaced by	Scale 1:1				1721

Parts list

F01_001

Device tag	Quantity	Designation	Type number	Supplier	Part number
=V1AR11UQ41UQ2.1-BGS/R	1	Inductive sensor Monitoring Kit for Power Clamps	WWS001A	WELKER	WELKER.WWS001A

+.AR11UQ41UQ1.2/1

+.AR11UQ41UQ2.2/1

			Date	9/21/2022	Volvo Trucks North America	Valiant TMS	Parts list : WELKER.WWS001A - WELKER.WWS001A	Drawing name: =2V03&EFS_EL	=	
			Ed.	MKLEPADLO					+ V1AR11UQ41UQ2.1	
			Appr		P6700 Underbody Floor Skin - Cell 2V03			Document type: EPB	Project nr: 22-16151	Page 1
Modification	Date	Name	Original		Replacement of / Replaced by	Scale 1:1				1721

Parts list

F01_001

Device tag	Quantity	Designation	Type number	Supplier	Part number
=V1AR11UQ41UQ2.2-BGS/R	1	Inductive sensor Monitoring Kit for Power Clamps	WWS001A	WELKER	WELKER.WWS001A

+.AR11UQ41UQ2.1/1

+.AR11UQ41UQ3.1/1

			Date	9/21/2022	Volvo Trucks North America		Valiant TMS	Parts list : WELKER.WWS001A - WELKER.WWS001A	Drawing name: =2V03&EFS_EL	=	
			Ed.	MKLEPADLO						+ V1AR11UQ41UQ2.2	
			Appr		P6700 Underbody Floor Skin - Cell 2V03				Document type: EPB	Project nr: 22-16151	Page 1
Modification	Date	Name	Original		Replacement of	Replaced by	Scale 1:1				1721

Parts list

F01_001

Device tag	Quantity	Designation	Type number	Supplier	Part number
=V1AR11UQ41UQ3.1-BGS/R	1	Pressure sensor with display	PN-010-RER14-QFRKG/US/ /V	IFM	IFM.PN7094

+.AR11UQ41UQ2.2/1

+.AR11UQ41UQ4.1/1

			Date	9/21/2022	Volvo Trucks North America		Valiant TMS	Parts list : IFM.PN7094 - IFM.PN7094	Drawing name: =2V03&EFS_EL	=	
			Ed.	MKLEPADLO						+ V1AR11UQ41UQ3.1	
			Appr		P6700 Underbody Floor Skin - Cell 2V03				Document type: EPB	Project nr: 22-16151	Page 1
Modification	Date	Name	Original		Replacement of	Replaced by	Scale 1:1				1721

Parts list

F01_001

Device tag	Quantity	Designation	Type number	Supplier	Part number
=V1AR11UQ41UQ4.1-BGS/R	1	Pressure sensor with display	PN-010-RER14-QFRKG/US/ /V	IFM	IFM.PN7094

+.AR11UQ41UQ3.1/1

+.AR11UQ41UQ5.1/1

			Date	9/21/2022	Volvo Trucks North America		Valiant TMS	Parts list : IFM.PN7094 - IFM.PN7094	Drawing name: =2V03&EFS_EL	=	
			Ed.	MKLEPADLO						+ V1AR11UQ41UQ4.1	
			Appr		P6700 Underbody Floor Skin - Cell 2V03				Document type: EPB	Project nr: 22-16151	Page 1
Modification	Date	Name	Original		Replacement of	Replaced by	Scale 1:1				1721

Parts list

F01_001

Device tag	Quantity	Designation	Type number	Supplier	Part number
=V1AR11UQ41UQ5.1-BGS/R	1	Inductive sensor Monitoring Kit for Power Clamps	1324638	TUNKERS	TUN.1324638

+.AR11UQ41UQ4.1/1

+.AR11UQ41UQ5.2/1

			Date	9/21/2022	Volvo Trucks North America		Valiant TMS	Parts list : TUN.1324638 - TUN.1324638	Drawing name: =2V03&EFS_EL	=	
			Ed.	MKLEPADLO						+ V1AR11UQ41UQ5.1	
			Appr		P6700 Underbody Floor Skin - Cell 2V03				Document type: EPB	Project nr: 22-16151	Page 1
Modification	Date	Name	Original		Replacement of	Replaced by	Scale 1:1				1721

Parts list

F01_001

Device tag	Quantity	Designation	Type number	Supplier	Part number
=V1AR11UQ41UQ5.2-BGS/R	1	Inductive sensor Monitoring Kit for Power Clamps	1324638	TUNKERS	TUN.1324638

Parts list

F01_001

Device tag	Quantity	Designation	Type number	Supplier	Part number
=V1AR11UQ41UQ6.1-BGS/R	1	Pressure sensor with display	PN-010-RER14-QFRKG/US/ /V	IFM	IFM.PN7094

+.AR11UQ41UQ5.2/1

+.AR11UQ41UQ7.1/1

			Date	9/21/2022	Volvo Trucks North America		Valiant TMS	Parts list : IFM.PN7094 - IFM.PN7094	Drawing name: =2V03&EFS_EL	=	
			Ed.	MKLEPADLO						+ V1AR11UQ41UQ6.1	
			Appr		P6700 Underbody Floor Skin - Cell 2V03				Document type: EPB	Project nr: 22-16151	Page 1
Modification	Date	Name	Original		Replacement of	Replaced by	Scale 1:1				1721

Parts list

F01_001

Device tag	Quantity	Designation	Type number	Supplier	Part number
=V1AR11UQ41UQ7.1-BGS/R	1	Inductive sensor Monitoring Kit for Power Clamps	1324638	TUNKERS	TUN.1324638

+.AR11UQ41UQ6.1/1

+.AR11UQ41UQ7.2/1

			Date	9/21/2022	Volvo Trucks North America		Valiant TMS	Parts list : TUN.1324638 - TUN.1324638	Drawing name: =2V03&EFS_EL	=	
			Ed.	MKLEPADLO						+ V1AR11UQ41UQ7.1	
			Appr		P6700 Underbody Floor Skin - Cell 2V03				Document type: EPB	Project nr: 22-16151	Page 1
Modification	Date	Name	Original		Replacement of	Replaced by	Scale 1:1				1721

Parts list

F01_001

Device tag	Quantity	Designation	Type number	Supplier	Part number
=V1AR11UQ41UQ7.2-BGS/R	1	Inductive sensor Monitoring Kit for Power Clamps	1324638	TUNKERS	TUN.1324638

+.AR11UQ41UQ7.1/1

+.AR11UQ41UQ8.1/1

			Date	9/21/2022	Volvo Trucks North America		Valiant TMS	Parts list : TUN.1324638 - TUN.1324638	Drawing name: =2V03&EFS_EL	=	
			Ed.	MKLEPADLO						+ V1AR11UQ41UQ7.2	
			Appr		P6700 Underbody Floor Skin - Cell 2V03				Document type: EPB	Project nr: 22-16151	Page 1
Modification	Date	Name	Original		Replacement of	Replaced by	Scale 1:1				1721

Parts list

F01_001

Device tag	Quantity	Designation	Type number	Supplier	Part number
=V1AR11UQ41UQ8.1-BGS/R	1	Inductive sensor Monitoring Kit for Power Clamps	WWS001A	WELKER	WELKER.WWS001A

+.AR11UQ41UQ7.2/1

+.AR11UQ41UQ8.2/1

			Date	9/21/2022	Volvo Trucks North America		Valiant TMS	Parts list : WELKER.WWS001A - WELKER.WWS001A	Drawing name: =2V03&EFS_EL	=	
			Ed.	MKLEPADLO						+ V1AR11UQ41UQ8.1	
			Appr		P6700 Underbody Floor Skin - Cell 2V03				Document type: EPB	Project nr: 22-16151	Page 1
Modification	Date	Name	Original		Replacement of	Replaced by	Scale 1:1				1721

Parts list

F01_001

Device tag	Quantity	Designation	Type number	Supplier	Part number
=V1AR11UQ41UQ8.2-BGS/R	1	Inductive sensor Monitoring Kit for Power Clamps	WWS001A	WELKER	WELKER.WWS001A

+.AR11UQ41UQ8.1/1

+.AR12UQ41/1

			Date	9/21/2022	Volvo Trucks North America		Valiant TMS	Parts list : WELKER.WWS001A - WELKER.WWS001A	Drawing name: =2V03&EFS_EL	=	
			Ed.	MKLEPADLO						+ V1AR11UQ41UQ8.2	
			Appr		P6700 Underbody Floor Skin - Cell 2V03				Document type: EPB	Project nr: 22-16151	Page 1
Modification	Date	Name	Original		Replacement of	Replaced by	Scale 1:1				1721

Parts list

F01_001

Device tag	Quantity	Designation	Type number	Supplier	Part number
=V1AR12UQ41BG0-BG01	1	Inductive sensor With WeldGuard™ coating	NI50U-CK40-AP6X2-H1141/S1590 W/BS4	TURCK	TUR.NI50U-CK40-AP6X2-H1141/S1590 W/BS4
=V1AR12UQ41BG0-BG02	1	Inductive sensor With WeldGuard™ coating	NI50U-CK40-AP6X2-H1141/S1590 W/BS4	TURCK	TUR.NI50U-CK40-AP6X2-H1141/S1590 W/BS4
=V1AR12UQ41KF1-KF1	0	Bus node	CPX-FB33	FES	FES.548755
=V1AR12UQ41KF1-KF1	0	Interlinking block	CPX-M-GE-EV-S-7/8-5POL	FES	FES.550208
=V1AR12UQ41KF1-KF1.11	0	Manifold block	CPX-M-AB-8-M12X2-5POL	FES	FES.549335
=V1AR12UQ41KF1-KF1.12	0	Manifold block	CPX-M-AB-8-M12X2-5POL	FES	FES.549335
=V1AR12UQ41KF1-KF1.13	0	Manifold block	CPX-M-AB-8-M12X2-5POL	FES	FES.549335
=V1AR12UQ41KF1-XG1	1	TEE, 5-PIN MINI, STANDARD KEYWAY	U2109-9	TURCK	TUR.RSM-2RKM 50
=V1AR12UQ41KF2-KF2	0	Bus node	CPX-FB33	FES	FES.548755
=V1AR12UQ41KF2-KF2	0	Interlinking block	CPX-M-GE-EV-S-7/8-5POL	FES	FES.550208
=V1AR12UQ41KF2-KF2.11	0	Manifold block	CPX-M-AB-8-M12X2-5POL	FES	FES.549335
=V1AR12UQ41KF2-KF2.12	0	Manifold block	CPX-M-AB-8-M12X2-5POL	FES	FES.549335
=V1AR12UQ41KF2-KF2.13	0	Manifold block	CPX-M-AB-8-M12X2-5POL	FES	FES.549335

Parts list

F01_001

Device tag	Quantity	Designation	Type number	Supplier	Part number
=V1AR12UQ41UQ1.1-BGS/R	1	Pressure sensor with display	PN-010-RER14-QFRKG/US/ /V	IFM	IFM.PN7094

+V1AR12UQ41/1

+.AR12UQ41UQ2.1/1

			Date	9/21/2022	Volvo Trucks North America		Valiant TMS	Parts list : IFM.PN7094 - IFM.PN7094	Drawing name: =2V03&EFS_EL	=	
			Ed.	MKLEPADLO						+ V1AR12UQ41UQ1.1	
			Appr		P6700 Underbody Floor Skin - Cell 2V03		Scale 1:1		Document type: EPB	Project nr: 22-16151	Page 1
Modification	Date	Name	Original		Replacement of	Replaced by					1721

Parts list

F01_001

Device tag	Quantity	Designation	Type number	Supplier	Part number
=V1AR12UQ41UQ2.1-BGS/R	1	Inductive sensor Monitoring Kit for Power Clamps	1324638	TUNKERS	TUN.1324638

+.AR12UQ41UQ1.1/1

+.AR12UQ41UQ2.2/1

			Date	9/21/2022	Volvo Trucks North America		Valiant TMS	Parts list : TUN.1324638 - TUN.1324638	Drawing name: =2V03&EFS_EL	=	
			Ed.	MKLEPADLO						+ V1AR12UQ41UQ2.1	
			Appr		P6700 Underbody Floor Skin - Cell 2V03				Document type: EPB	Project nr: 22-16151	Page 1
Modification	Date	Name	Original		Replacement of	Replaced by	Scale 1:1				1721

Parts list

F01_001

Device tag	Quantity	Designation	Type number	Supplier	Part number
=V1AR12UQ41UQ2.2-BGS/R	1	Inductive sensor Monitoring Kit for Power Clamps	1324638	TUNKERS	TUN.1324638

+.AR12UQ41UQ2.1/1

+.AR12UQ41UQ3.1/1

			Date	9/21/2022	Volvo Trucks North America		Valiant TMS	Parts list : TUN.1324638 - TUN.1324638	Drawing name: =2V03&EFS_EL	=	
			Ed.	MKLEPADLO						+ V1AR12UQ41UQ2.2	
			Appr		P6700 Underbody Floor Skin - Cell 2V03				Document type: EPB	Project nr: 22-16151	Page 1
Modification	Date	Name	Original		Replacement of	Replaced by	Scale 1:1				1721

Parts list

F01_001

Device tag	Quantity	Designation	Type number	Supplier	Part number
=V1AR12UQ41UQ3.1-BGS/R	1	Inductive sensor Monitoring Kit for Power Clamps	1324638	TUNKERS	TUN.1324638

+.AR12UQ41UQ2.2/1

+.AR12UQ41UQ3.2/1

			Date	9/21/2022	Volvo Trucks North America		Valiant TMS	Parts list : TUN.1324638 - TUN.1324638	Drawing name: =2V03&EFS_EL	=	
			Ed.	MKLEPADLO						+ V1AR12UQ41UQ3.1	
			Appr		P6700 Underbody Floor Skin - Cell 2V03				Document type: EPB	Project nr: 22-16151	Page 1
Modification	Date	Name	Original		Replacement of	Replaced by	Scale 1:1				1721

Parts list

F01_001

Device tag	Quantity	Designation	Type number	Supplier	Part number
=V1AR12UQ41UQ3.2-BGS/R	1	Inductive sensor Monitoring Kit for Power Clamps	1324638	TUNKERS	TUN.1324638

+.AR12UQ41UQ3.1/1

+.AR12UQ41UQ4.1/1

			Date	9/21/2022	Volvo Trucks North America		Valiant TMS	Parts list : TUN.1324638 - TUN.1324638	Drawing name: =2V03&EFS_EL	=	
			Ed.	MKLEPADLO						+ V1AR12UQ41UQ3.2	
			Appr		P6700 Underbody Floor Skin - Cell 2V03				Document type: EPB	Project nr: 22-16151	Page 1
Modification	Date	Name	Original		Replacement of	Replaced by	Scale 1:1				1721

Parts list

F01_001

Device tag	Quantity	Designation	Type number	Supplier	Part number
=V1AR12UQ41UQ4.1-BGS/R	1	Pressure sensor with display	PN-010-RER14-QFRKG/US/ /V	IFM	IFM.PN7094

+.AR12UQ41UQ3.2/1

+.AR12UQ41UQ5.1/1

			Date	9/21/2022	Volvo Trucks North America		Valiant TMS	Parts list : IFM.PN7094 - IFM.PN7094	Drawing name: =2V03&EFS_EL	=	
			Ed.	MKLEPADLO						+ V1AR12UQ41UQ4.1	
			Appr		P6700 Underbody Floor Skin - Cell 2V03				Document type: EPB	Project nr: 22-16151	Page 1
Modification	Date	Name	Original		Replacement of	Replaced by	Scale 1:1				1721

Parts list

F01_001

Device tag	Quantity	Designation	Type number	Supplier	Part number
=V1AR12UQ41UQ5.1-BGS/R	1	Pressure sensor with display	PN-010-RER14-QFRKG/US/ /V	IFM	IFM.PN7094

Parts list

F01_001

Device tag	Quantity	Designation	Type number	Supplier	Part number
=V1AR12UQ41UQ6.1-BGS/R	1	Pressure sensor with display	PN-010-RER14-QFRKG/US/ /V	IFM	IFM.PN7094

+.AR12UQ41UQ5.1/1

+.AR12UQ41UQ7.1/1

			Date	9/21/2022	Volvo Trucks North America		Valiant TMS	Parts list : IFM.PN7094 - IFM.PN7094	Drawing name: =2V03&EFS_EL	=	
			Ed.	MKLEPADLO						+ V1AR12UQ41UQ6.1	
			Appr		P6700 Underbody Floor Skin - Cell 2V03				Document type: EPB	Project nr: 22-16151	Page 1
Modification	Date	Name	Original		Replacement of	Replaced by	Scale 1:1				1721

Parts list

F01_001

Device tag	Quantity	Designation	Type number	Supplier	Part number
=V1AR12UQ41UQ7.1-BGS/R	1	Pressure sensor with display	PN-010-RER14-QFRKG/US/ /V	IFM	IFM.PN7094

+.AR12UQ41UQ6.1/1

+.AR12UQ41UQ8.1/1

			Date	9/21/2022	Volvo Trucks North America		Valiant TMS	Parts list : IFM.PN7094 - IFM.PN7094	Drawing name: =2V03&EFS_EL	=	
			Ed.	MKLEPADLO						+ V1AR12UQ41UQ7.1	
			Appr		P6700 Underbody Floor Skin - Cell 2V03				Document type: EPB	Project nr: 22-16151	Page 1
Modification	Date	Name	Original		Replacement of	Replaced by	Scale 1:1				1721

Parts list

F01_001

Device tag	Quantity	Designation	Type number	Supplier	Part number
=V1AR12UQ41UQ8.1-BGS/R	1	Inductive sensor Monitoring Kit for Power Clamps	1324638	TUNKERS	TUN.1324638

+.AR12UQ41UQ7.1/1

+.AR12UQ41UQ8.2/1

			Date	9/21/2022	Volvo Trucks North America		Valiant TMS	Parts list : TUN.1324638 - TUN.1324638	Drawing name: =2V03&EFS_EL	=	
			Ed.	MKLEPADLO						+ V1AR12UQ41UQ8.1	
			Appr		P6700 Underbody Floor Skin - Cell 2V03		Scale 1:1		Document type: EPB	Project nr: 22-16151	Page 1
Modification	Date	Name	Original		Replacement of	Replaced by					1721

Parts list

F01_001

Device tag	Quantity	Designation	Type number	Supplier	Part number
=V1AR12UQ41UQ8.2-BGS/R	1	Inductive sensor Monitoring Kit for Power Clamps	1324638	TUNKERS	TUN.1324638

+.AR12UQ41UQ8.1/1

+.AR12UQ41UQ9.1/1

			Date	9/21/2022	Volvo Trucks North America		Valiant TMS	Parts list : TUN.1324638 - TUN.1324638	Drawing name: =2V03&EFS_EL	=	
			Ed.	MKLEPADLO						+ V1AR12UQ41UQ8.2	
			Appr		P6700 Underbody Floor Skin - Cell 2V03		Scale 1:1		Document type: EPB	Project nr: 22-16151	Page 1
Modification	Date	Name	Original		Replacement of	Replaced by					1721

Parts list

F01_001

Device tag	Quantity	Designation	Type number	Supplier	Part number
=V1AR12UQ41UQ9.1-BGS/R	1	Pressure sensor with display	PN-010-RER14-QFRKG/US/ /V	IFM	IFM.PN7094

+.AR12UQ41UQ8.2/1

+.AR12UQ41UQ10.1/1

			Date	9/21/2022	Volvo Trucks North America		Valiant TMS	Parts list : IFM.PN7094 - IFM.PN7094	Drawing name: =2V03&EFS_EL	=	
			Ed.	MKLEPADLO						+ V1AR12UQ41UQ9.1	
			Appr		P6700 Underbody Floor Skin - Cell 2V03				Document type: EPB	Project nr: 22-16151	Page 1
Modification	Date	Name	Original		Replacement of	Replaced by	Scale 1:1				1721

Parts list

F01_001

Device tag	Quantity	Designation	Type number	Supplier	Part number
=V1AR12UQ41UQ10.1-BGS/R	1	Inductive sensor Monitoring Kit for Power Clamps	1324638	TUNKERS	TUN.1324638

+.AR12UQ41UQ9.1/1

+.AR12UQ41UQ10.2/1

			Date	9/21/2022	Volvo Trucks North America	Valiant TMS	Parts list : TUN.1324638 - TUN.1324638	Drawing name: =2V03&EFS_EL	=		
			Ed.	MKLEPADLO					+ V1AR12UQ41UQ10.1		
			Appr		P6700 Underbody Floor Skin - Cell 2V03			Document type: EPB	Project nr: 22-16151	Page	1
Modification	Date	Name	Original		Replacement of / Replaced by	Scale 1:1					1721

Parts list

F01_001

Device tag	Quantity	Designation	Type number	Supplier	Part number
=V1AR12UQ41UQ10.2-BGS/R	1	Inductive sensor Monitoring Kit for Power Clamps	1324638	TUNKERS	TUN.1324638

+.AR12UQ41UQ10.1/1

+.AR12UQ41UQ11.1/1

			Date	9/21/2022	Volvo Trucks North America		Valiant TMS	Parts list : TUN.1324638 - TUN.1324638	Drawing name: =2V03&EFS_EL	=	
			Ed.	MKLEPADLO						+ V1AR12UQ41UQ10.2	
			Appr		P6700 Underbody Floor Skin - Cell 2V03				Document type: EPB	Project nr: 22-16151	Page 1
Modification	Date	Name	Original		Replacement of	Replaced by	Scale 1:1				1721

Parts list

F01_001

Device tag	Quantity	Designation	Type number	Supplier	Part number
=V1AR12UQ41UQ11.1-BGS/R	1	Pressure sensor with display	PN-010-RER14-QFRKG/US/ /V	IFM	IFM.PN7094

+.AR12UQ41UQ10.2/1

+.AR12UQ41UQ12.1/1

			Date	9/21/2022	Volvo Trucks North America		Valiant TMS	Parts list : IFM.PN7094 - IFM.PN7094	Drawing name: =2V03&EFS_EL	=	
			Ed.	MKLEPADLO						+ V1AR12UQ41UQ11.1	
			Appr		P6700 Underbody Floor Skin - Cell 2V03				Document type: EPB	Project nr: 22-16151	Page 1
Modification	Date	Name	Original		Replacement of	Replaced by	Scale 1:1				1721

Parts list

F01_001

Device tag	Quantity	Designation	Type number	Supplier	Part number
=V1AR12UQ41UQ12.1-BGS/R	1	Inductive sensor Monitoring Kit for Power Clamps	1324638	TUNKERS	TUN.1324638

+.AR12UQ41UQ11.1/1

+.AR12UQ41UQ12.2/1

			Date	9/21/2022	Volvo Trucks North America		Valiant TMS	Parts list : TUN.1324638 - TUN.1324638	Drawing name: =2V03&EFS_EL	=	
			Ed.	MKLEPADLO						+ V1AR12UQ41UQ12.1	
			Appr		P6700 Underbody Floor Skin - Cell 2V03				Document type: EPB	Project nr: 22-16151	Page 1
Modification	Date	Name	Original		Replacement of	Replaced by	Scale 1:1				1721

Parts list

F01_001

Device tag	Quantity	Designation	Type number	Supplier	Part number
=V1AR12UQ41UQ12.2-BGS/R	1	Inductive sensor Monitoring Kit for Power Clamps	1324638	TUNKERS	TUN.1324638

+.AR12UQ41UQ12.1/1

+.AR12UQ42/1

			Date	9/21/2022	Volvo Trucks North America		Valiant TMS	Parts list : TUN.1324638 - TUN.1324638	Drawing name: =2V03&EFS_EL	=	
			Ed.	MKLEPADLO						+ V1AR12UQ41UQ12.2	
			Appr		P6700 Underbody Floor Skin - Cell 2V03				Document type: EPB	Project nr: 22-16151	Page 1
Modification	Date	Name	Original		Replacement of	Replaced by	Scale 1:1				1721

Parts list

F01_001

Device tag	Quantity	Designation	Type number	Supplier	Part number
=V1AR12UQ42BG0-BG01	1	Inductive sensor With WeldGuard™ coating	NI50U-CK40-AP6X2-H1141/S1590 W/BS4	TURCK	TUR.NI50U-CK40-AP6X2-H1141/S1590 W/BS4
=V1AR12UQ42BG0-BG02	1	Inductive sensor With WeldGuard™ coating	NI50U-CK40-AP6X2-H1141/S1590 W/BS4	TURCK	TUR.NI50U-CK40-AP6X2-H1141/S1590 W/BS4
=V1AR12UQ42BG0-BG03	1	Inductive sensor	BI4U-MT12E-AP6X2-H1141/S1610	TURCK	TUR.BI4U-MT12E-AP6X2-H1141/S1610
=V1AR12UQ42BG0-XG1/2	1	Y splitter	U2-30676	TURCK	TUR.VB2-FSM 4.4/2FKM 4/S3450
=V1AR12UQ42KF1-KF1	0	Bus node	CPX-FB33	FES	FES.548755
=V1AR12UQ42KF1-KF1	0	Interlinking block	CPX-M-GE-EV-S-7/8-5POL	FES	FES.550208
=V1AR12UQ42KF1-KF1.11	0	Manifold block	CPX-M-AB-8-M12X2-5POL	FES	FES.549335
=V1AR12UQ42KF1-KF1.12	0	Manifold block	CPX-M-AB-8-M12X2-5POL	FES	FES.549335
=V1AR12UQ42KF1-KF1.13	0	Manifold block	CPX-M-AB-8-M12X2-5POL	FES	FES.549335

Parts list

F01_001

Device tag	Quantity	Designation	Type number	Supplier	Part number
=V1AR12UQ42UQ1.1-BGS/R	1	Pressure sensor with display	PN-010-RER14-QFRKG/US/ /V	IFM	IFM.PN7094

Parts list

F01_001

Device tag	Quantity	Designation	Type number	Supplier	Part number
=V1AR12UQ42UQ2.1-BGS/R	1	Pressure sensor with display	PN-010-RER14-QFRKG/US/ /V	IFM	IFM.PN7094

+.AR12UQ42UQ1.1/1

+.AR12UQ42UQ3.1/1

			Date	9/21/2022	Volvo Trucks North America		Valiant TMS	Parts list : IFM.PN7094 - IFM.PN7094	Drawing name: =2V03&EFS_EL	=	
			Ed.	MKLEPADLO						+ V1AR12UQ42UQ2.1	
			Appr		P6700 Underbody Floor Skin - Cell 2V03				Document type: EPB	Project nr: 22-16151	Page 1
Modification	Date	Name	Original		Replacement of	Replaced by	Scale 1:1				1721

Parts list

F01_001

Device tag	Quantity	Designation	Type number	Supplier	Part number
=V1AR12UQ42UQ3.1-BGS/R	1	Inductive sensor Monitoring Kit for Power Clamps	1324638	TUNKERS	TUN.1324638

Parts list

F01_001

Device tag	Quantity	Designation	Type number	Supplier	Part number
=V1AR12UQ42UQ3.2-BGS/R	1	Inductive sensor Monitoring Kit for Power Clamps	1324638	TUNKERS	TUN.1324638

+.AR12UQ42UQ3.1/1

+.AR12UQ42UQ3.3/1

			Date	9/21/2022	Volvo Trucks North America		Valiant TMS	Parts list : TUN.1324638 - TUN.1324638	Drawing name: =2V03&EFS_EL	=	
			Ed.	MKLEPADLO						+ V1AR12UQ42UQ3.2	
			Appr		P6700 Underbody Floor Skin - Cell 2V03		Scale 1:1		Document type: EPB	Project nr: 22-16151	Page 1
Modification	Date	Name	Original		Replacement of	Replaced by					1721

Parts list

F01_001

Device tag	Quantity	Designation	Type number	Supplier	Part number
=V1AR12UQ42UQ3.3-BGS/R	1	Inductive sensor Monitoring Kit for Power Clamps	1324638	TUNKERS	TUN.1324638

+.AR12UQ42UQ3.2/1

+.AR12UQ42UQ3.4/1

			Date	9/21/2022	Volvo Trucks North America	Valiant TMS	Parts list : TUN.1324638 - TUN.1324638	Drawing name: =2V03&EFS_EL	=		
			Ed.	MKLEPADLO					+ V1AR12UQ42UQ3.3		
			Appr		P6700 Underbody Floor Skin - Cell 2V03			Document type: EPB	Project nr: 22-16151	Page	1
Modification	Date	Name	Original		Replacement of / Replaced by	Scale 1:1					1721

Parts list

F01_001

Device tag	Quantity	Designation	Type number	Supplier	Part number
=V1AR12UQ42UQ3.4-BGS/R	1	Inductive sensor Monitoring Kit for Power Clamps	1324638	TUNKERS	TUN.1324638

+.AR12UQ42UQ3.3/1

+.AR12UQ42UQ3.5/1

			Date	9/21/2022	Volvo Trucks North America		Valiant TMS	Parts list : TUN.1324638 - TUN.1324638	Drawing name: =2V03&EFS_EL	=	
			Ed.	MKLEPADLO						+ V1AR12UQ42UQ3.4	
			Appr		P6700 Underbody Floor Skin - Cell 2V03				Document type: EPB	Project nr: 22-16151	Page 1
Modification	Date	Name	Original		Replacement of	Replaced by	Scale 1:1				1721

Parts list

F01_001

Device tag	Quantity	Designation	Type number	Supplier	Part number
=V1AR12UQ42UQ3.5-BGS/R	1	Inductive sensor Monitoring Kit for Power Clamps	1324638	TUNKERS	TUN.1324638

+.AR12UQ42UQ3.4/1

+.AR12UQ42UQ4.1/1

			Date	9/21/2022	Volvo Trucks North America	Valiant TMS	Parts list : TUN.1324638 - TUN.1324638	Drawing name: =2V03&EFS_EL	=		
			Ed.	MKLEPADLO					+ V1AR12UQ42UQ3.5		
			Appr		P6700 Underbody Floor Skin - Cell 2V03			Document type: EPB	Project nr: 22-16151	Page	1
Modification	Date	Name	Original		Replacement of / Replaced by	Scale 1:1					1721

Parts list

F01_001

Device tag	Quantity	Designation	Type number	Supplier	Part number
=V1AR12UQ42UQ4.1-BGS/R	1	Inductive sensor Monitoring Kit for Power Clamps	WWS001A	WELKER	WELKER.WWS001A

+.AR12UQ42UQ3.5/1

+.AR12UQ42UQ5.1/1

			Date	9/21/2022	Volvo Trucks North America		Valiant TMS	Parts list : WELKER.WWS001A - WELKER.WWS001A	Drawing name: =2V03&EFS_EL	=	
			Ed.	MKLEPADLO						+ V1AR12UQ42UQ4.1	
			Appr		P6700 Underbody Floor Skin - Cell 2V03				Document type: EPB	Project nr: 22-16151	Page 1
Modification	Date	Name	Original		Replacement of	Replaced by	Scale 1:1				1721

Parts list

F01_001

Device tag	Quantity	Designation	Type number	Supplier	Part number
=V1AR12UQ42UQ5.1-BGS/R	1	Inductive sensor Monitoring Kit for Power Clamps	1324638	TUNKERS	TUN.1324638

+.AR12UQ42UQ4.1/1

+.AR13UQ41/1

			Date	9/21/2022	Volvo Trucks North America	Valiant TMS	Parts list : TUN.1324638 - TUN.1324638	Drawing name: =2V03&EFS_EL	=		
			Ed.	MKLEPADLO					+ V1AR12UQ42UQ5.1		
			Appr		P6700 Underbody Floor Skin - Cell 2V03			Document type: EPB	Project nr: 22-16151	Page	1
Modification	Date	Name	Original		Replacement of / Replaced by	Scale 1:1					1721

Parts list

F01_001

Device tag	Quantity	Designation	Type number	Supplier	Part number
=V1AR13UQ41BG0-BG01	1	Inductive sensor With WeldGuard™ coating	NI50U-CK40-AP6X2-H1141/S1590 W/BS4	TURCK	TUR.NI50U-CK40-AP6X2-H1141/S1590 W/BS4
=V1AR13UQ41BG0-BG02	1	Inductive sensor With WeldGuard™ coating	NI50U-CK40-AP6X2-H1141/S1590 W/BS4	TURCK	TUR.NI50U-CK40-AP6X2-H1141/S1590 W/BS4
=V1AR13UQ41KF1-KF1	0	Bus node	CPX-FB33	FES	FES.548755
=V1AR13UQ41KF1-KF1	0	Interlinking block	CPX-M-GE-EV-S-7/8-5POL	FES	FES.550208
=V1AR13UQ41KF1-KF1.11	0	Manifold block	CPX-M-AB-8-M12X2-5POL	FES	FES.549335
=V1AR13UQ41KF1-KF1.12	0	Manifold block	CPX-M-AB-8-M12X2-5POL	FES	FES.549335
=V1AR13UQ41KF1-KF1.13	0	Manifold block	CPX-M-AB-8-M12X2-5POL	FES	FES.549335
=V1AR13UQ41KF1-XG1	1	TEE, 5-PIN MINI, STANDARD KEYWAY	U2109-9	TURCK	TUR.RSM-2RKM 50
=V1AR13UQ41KF2-KF2	0	Bus node	CPX-FB33	FES	FES.548755
=V1AR13UQ41KF2-KF2	0	Interlinking block	CPX-M-GE-EV-S-7/8-5POL	FES	FES.550208
=V1AR13UQ41KF2-KF2.11	0	Manifold block	CPX-M-AB-8-M12X2-5POL	FES	FES.549335
=V1AR13UQ41KF2-KF2.12	0	Manifold block	CPX-M-AB-8-M12X2-5POL	FES	FES.549335
=V1AR13UQ41KF2-KF2.13	0	Manifold block	CPX-M-AB-8-M12X2-5POL	FES	FES.549335

Parts list

F01_001

Device tag	Quantity	Designation	Type number	Supplier	Part number
=V1AR13UQ41UQ1.1-BGS/R	1	Pressure sensor with display	PN-010-RER14-QFRKG/US/ /V	IFM	IFM.PN7094

Parts list

F01_001

Device tag	Quantity	Designation	Type number	Supplier	Part number
=V1AR13UQ41UQ2.1-BGS/R	1	Inductive sensor Monitoring Kit for Power Clamps	1324638	TUNKERS	TUN.1324638

+.AR13UQ41UQ1.1/1

+.AR13UQ41UQ2.2/1

			Date	9/21/2022	Volvo Trucks North America	Valiant TMS	Parts list : TUN.1324638 - TUN.1324638	Drawing name: =2V03&EFS_EL	=	
			Ed.	MKLEPADLO					+ V1AR13UQ41UQ2.1	
			Appr		P6700 Underbody Floor Skin - Cell 2V03	Scale 1:1		Document type: EPB	Project nr: 22-16151	Page 1
Modification	Date	Name	Original		Replacement of / Replaced by					1721

Parts list

F01_001

Device tag	Quantity	Designation	Type number	Supplier	Part number
=V1AR13UQ41UQ2.2-BGS/R	1	Inductive sensor Monitoring Kit for Power Clamps	1324638	TUNKERS	TUN.1324638

+.AR13UQ41UQ2.1/1

+.AR13UQ41UQ3.1/1

			Date	9/21/2022	Volvo Trucks North America	Valiant TMS	Parts list : TUN.1324638 - TUN.1324638	Drawing name: =2V03&EFS_EL	=		
			Ed.	MKLEPADLO					+ V1AR13UQ41UQ2.2		
			Appr		P6700 Underbody Floor Skin - Cell 2V03			Document type: EPB	Project nr: 22-16151	Page	1
Modification	Date	Name	Original		Replacement of / Replaced by	Scale 1:1					1721

Parts list

F01_001

Device tag	Quantity	Designation	Type number	Supplier	Part number
=V1AR13UQ41UQ3.1-BGS/R	1	Inductive sensor Monitoring Kit for Power Clamps	1324638	TUNKERS	TUN.1324638

+.AR13UQ41UQ2.2/1

+.AR13UQ41UQ3.2/1

			Date	9/21/2022	Volvo Trucks North America		Valiant TMS	Parts list : TUN.1324638 - TUN.1324638	Drawing name: =2V03&EFS_EL	=	
			Ed.	MKLEPADLO						+ V1AR13UQ41UQ3.1	
			Appr		P6700 Underbody Floor Skin - Cell 2V03				Document type: EPB	Project nr: 22-16151	Page 1
Modification	Date	Name	Original		Replacement of	Replaced by	Scale 1:1				1721

Parts list

F01_001

Device tag	Quantity	Designation	Type number	Supplier	Part number
=V1AR13UQ41UQ3.2-BGS/R	1	Inductive sensor Monitoring Kit for Power Clamps	1324638	TUNKERS	TUN.1324638

+.AR13UQ41UQ3.1/1

+.AR13UQ41UQ4.1/1

			Date	9/21/2022	Volvo Trucks North America		Valiant TMS	Parts list : TUN.1324638 - TUN.1324638	Drawing name: =2V03&EFS_EL	=	
			Ed.	MKLEPADLO						+ V1AR13UQ41UQ3.2	
			Appr		P6700 Underbody Floor Skin - Cell 2V03				Document type: EPB	Project nr: 22-16151	Page 1
Modification	Date	Name	Original		Replacement of	Replaced by	Scale 1:1				1721

Parts list

F01_001

Device tag	Quantity	Designation	Type number	Supplier	Part number
=V1AR13UQ41UQ4.1-BGS/R	1	Pressure sensor with display	PN-010-RER14-QFRKG/US/ /V	IFM	IFM.PN7094

+.AR13UQ41UQ3.2/1

+.AR13UQ41UQ5.1/1

			Date	9/21/2022	Volvo Trucks North America		Valiant TMS	Parts list : IFM.PN7094 - IFM.PN7094	Drawing name: =2V03&EFS_EL	=	
			Ed.	MKLEPADLO						+ V1AR13UQ41UQ4.1	
			Appr		P6700 Underbody Floor Skin - Cell 2V03				Document type: EPB	Project nr: 22-16151	Page 1
Modification	Date	Name	Original		Replacement of	Replaced by	Scale 1:1				1721

Parts list

F01_001

Device tag	Quantity	Designation	Type number	Supplier	Part number
=V1AR13UQ41UQ5.1-BGS/R	1	Pressure sensor with display	PN-010-RER14-QFRKG/US/ /V	IFM	IFM.PN7094

+.AR13UQ41UQ4.1/1

+.AR13UQ41UQ6.1/1

			Date	9/21/2022	Volvo Trucks North America		Valiant TMS	Parts list : IFM.PN7094 - IFM.PN7094	Drawing name: =2V03&EFS_EL	=	
			Ed.	MKLEPADLO						+ V1AR13UQ41UQ5.1	
			Appr		P6700 Underbody Floor Skin - Cell 2V03				Document type: EPB	Project nr: 22-16151	Page 1
Modification	Date	Name	Original		Replacement of	Replaced by	Scale 1:1				1721

Parts list

F01_001

Device tag	Quantity	Designation	Type number	Supplier	Part number
=V1AR13UQ41UQ6.1-BGS/R	1	Pressure sensor with display	PN-010-RER14-QFRKG/US/ /V	IFM	IFM.PN7094

+.AR13UQ41UQ5.1/1

+.AR13UQ41UQ7.1/1

			Date	9/21/2022	Volvo Trucks North America		Valiant TMS	Parts list : IFM.PN7094 - IFM.PN7094	Drawing name: =2V03&EFS_EL	=	
			Ed.	MKLEPADLO						+ V1AR13UQ41UQ6.1	
			Appr		P6700 Underbody Floor Skin - Cell 2V03				Document type: EPB	Project nr: 22-16151	Page 1
Modification	Date	Name	Original		Replacement of	Replaced by	Scale 1:1				1721

Parts list

F01_001

Device tag	Quantity	Designation	Type number	Supplier	Part number
=V1AR13UQ41UQ7.1-BGS/R	1	Pressure sensor with display	PN-010-RER14-QFRKG/US/ /V	IFM	IFM.PN7094

+.AR13UQ41UQ6.1/1

+.AR13UQ41UQ8.1/1

			Date	9/21/2022	Volvo Trucks North America		Valiant TMS	Parts list : IFM.PN7094 - IFM.PN7094	Drawing name: =2V03&EFS_EL	=	
			Ed.	MKLEPADLO						+ V1AR13UQ41UQ7.1	
			Appr		P6700 Underbody Floor Skin - Cell 2V03				Document type: EPB	Project nr: 22-16151	Page 1
Modification	Date	Name	Original		Replacement of	Replaced by	Scale 1:1				1721

Parts list

F01_001

Device tag	Quantity	Designation	Type number	Supplier	Part number
=V1AR13UQ41UQ8.1-BGS/R	1	Inductive sensor Monitoring Kit for Power Clamps	1324638	TUNKERS	TUN.1324638

+.AR13UQ41UQ7.1/1

+.AR13UQ41UQ8.2/1

			Date	9/21/2022	Volvo Trucks North America		Valiant TMS	Parts list : TUN.1324638 - TUN.1324638	Drawing name: =2V03&EFS_EL	=	
			Ed.	MKLEPADLO						+ V1AR13UQ41UQ8.1	
			Appr		P6700 Underbody Floor Skin - Cell 2V03				Document type: EPB	Project nr: 22-16151	Page 1
Modification	Date	Name	Original		Replacement of	Replaced by	Scale 1:1				1721

Parts list

F01_001

Device tag	Quantity	Designation	Type number	Supplier	Part number
=V1AR13UQ41UQ8.2-BGS/R	1	Inductive sensor Monitoring Kit for Power Clamps	1324638	TUNKERS	TUN.1324638

+.AR13UQ41UQ8.1/1

+.AR13UQ41UQ9.1/1

			Date	9/21/2022	Volvo Trucks North America		Valiant TMS	Parts list : TUN.1324638 - TUN.1324638	Drawing name: =2V03&EFS_EL	=	
			Ed.	MKLEPADLO						+ V1AR13UQ41UQ8.2	
			Appr		P6700 Underbody Floor Skin - Cell 2V03		Scale 1:1		Document type: EPB	Project nr: 22-16151	Page 1
Modification	Date	Name	Original		Replacement of	Replaced by					1721

Parts list

F01_001

Device tag	Quantity	Designation	Type number	Supplier	Part number
=V1AR13UQ41UQ9.1-BGS/R	1	Pressure sensor with display	PN-010-RER14-QFRKG/US/ /V	IFM	IFM.PN7094

+.AR13UQ41UQ8.2/1

+.AR13UQ41UQ10.1/1

			Date	9/21/2022	Volvo Trucks North America		Valiant TMS	Parts list : IFM.PN7094 - IFM.PN7094	Drawing name: =2V03&EFS_EL	=	
			Ed.	MKLEPADLO						+ V1AR13UQ41UQ9.1	
			Appr		P6700 Underbody Floor Skin - Cell 2V03				Document type: EPB	Project nr: 22-16151	Page 1
Modification	Date	Name	Original		Replacement of	Replaced by	Scale 1:1				1721

Parts list

F01_001

Device tag	Quantity	Designation	Type number	Supplier	Part number
=V1AR13UQ41UQ10.1-BGS/R	1	Inductive sensor Monitoring Kit for Power Clamps	1324638	TUNKERS	TUN.1324638

Parts list

F01_001

Device tag	Quantity	Designation	Type number	Supplier	Part number
=V1AR13UQ41UQ10.2-BGS/R	1	Inductive sensor Monitoring Kit for Power Clamps	1324638	TUNKERS	TUN.1324638

+.AR13UQ41UQ10.1/1

+.AR13UQ41UQ11.1/1

			Date	9/21/2022	Volvo Trucks North America		Valiant TMS	Parts list : TUN.1324638 - TUN.1324638	Drawing name: =2V03&EFS_EL	=	
			Ed.	MKLEPADLO						+ V1AR13UQ41UQ10.2	
			Appr		P6700 Underbody Floor Skin - Cell 2V03				Document type: EPB	Project nr: 22-16151	Page 1
Modification	Date	Name	Original		Replacement of	Replaced by	Scale 1:1				1721

Parts list

F01_001

Device tag	Quantity	Designation	Type number	Supplier	Part number
=V1AR13UQ41UQ11.1-BGS/R	1	Inductive sensor Monitoring Kit for Power Clamps	1324638	TUNKERS	TUN.1324638

Parts list

F01_001

Device tag	Quantity	Designation	Type number	Supplier	Part number
=V1AR13UQ41UQ11.2-BGS/R	1	Inductive sensor Monitoring Kit for Power Clamps	1324638	TUNKERS	TUN.1324638

Parts list

F01_001

Device tag	Quantity	Designation	Type number	Supplier	Part number
=V1AR21XQ11WC1-XG1	1	Surface socket-outlet		ABB	ABB.2CMA193115R1000

+.AR13UQ41UQ11.2/1

+.AR22XQ11UC01/1

			Date	9/21/2022	Volvo Trucks North America	Valiant TMS	Parts list : ABB.2CMA193115R1000 - ABB.2CMA193115R1000	Drawing name: =2V03&EFS_EL	=
			Ed.	MKLEPADLO					+ V1AR21XQ11UC01
			Appr		P6700 Underbody Floor Skin - Cell 2V03			Document type: EPB	Project nr: 22-16151
Modification	Date	Name	Original		Replacement of / Replaced by	Scale 1:1			Page 1 / 1721

Parts list

F01_001

Device tag	Quantity	Designation	Type number	Supplier	Part number
=V1AR22XQ11WC1-XG1	1	Surface socket-outlet		ABB	ABB.2CMA193115R1000

+.AR21XQ11UC01/1

+.AR23XQ11UC01/1

			Date	9/21/2022	Volvo Trucks North America		Valiant TMS	Parts list : ABB.2CMA193115R1000 - ABB.2CMA193115R1000	Drawing name: =2V03&EFS_EL	=	
			Ed.	MKLEPADLO						+ V1AR22XQ11UC01	
			Appr		P6700 Underbody Floor Skin - Cell 2V03		Scale 1:1		Document type: EPB	Project nr: 22-16151	Page 1
Modification	Date	Name	Original		Replacement of	Replaced by					1721

Parts list

F01_001

Device tag	Quantity	Designation	Type number	Supplier	Part number
=V1AR23XQ11WC1-XG1	1	Surface socket-outlet		ABB	ABB.2CMA193115R1000

+.AR22XQ11UC01/1

+.AR24XQ11UC01/1

			Date	9/21/2022	Volvo Trucks North America	Valiant TMS	Parts list : ABB.2CMA193115R1000 - ABB.2CMA193115R1000	Drawing name: =2V03&EFS_EL	=	
			Ed.	MKLEPADLO					+ V1AR23XQ11UC01	
			Appr		P6700 Underbody Floor Skin - Cell 2V03	Scale 1:1		Document type: EPB	Project nr: 22-16151	Page 1
Modification	Date	Name	Original		Replacement of / Replaced by					1721

Parts list

F01_001

Device tag	Quantity	Designation	Type number	Supplier	Part number
=V1AR24XQ11WC1-XG1	1	Surface socket-outlet		ABB	ABB.2CMA193115R1000

+.AR23XQ11UC01/1

+.AR25XQ11UC01/1

			Date	9/21/2022	Volvo Trucks North America	Valiant TMS	Parts list : ABB.2CMA193115R1000 - ABB.2CMA193115R1000	Drawing name: =2V03&EFS_EL	=	
			Ed.	MKLEPADLO					+ V1AR24XQ11UC01	
			Appr		P6700 Underbody Floor Skin - Cell 2V03	Scale 1:1		Document type: EPB	Project nr: 22-16151	Page 1
Modification	Date	Name	Original		Replacement of / Replaced by					1721

Parts list

F01_001

Device tag	Quantity	Designation	Type number	Supplier	Part number
=V1AR25XQ11WC1-XG1	1	Surface socket-outlet		ABB	ABB.2CMA193115R1000

+.AR24XQ11UC01/1

+.CL1/1

			Date	9/21/2022	Volvo Trucks North America		Valiant TMS	Parts list : ABB.2CMA193115R1000 - ABB.2CMA193115R1000	Drawing name: =2V03&EFS_EL	=	
			Ed.	MKLEPADLO						+ V1AR25XQ11UC01	
			Appr		P6700 Underbody Floor Skin - Cell 2V03		Scale 1:1		Document type: EPB	Project nr: 22-16151	Page 1
Modification	Date	Name	Original		Replacement of	Replaced by					1721

Parts list

F01_001

Device tag	Quantity	Designation	Type number	Supplier	Part number
=V1CL1BG0-BG01	1	Inductive sensor With WeldGuard™ coating	BI20U-CA40-AP6X2-H1141/S1590W/BS2.0	TURCK	TUR.BI20U-CA40-AP6X2-H1141/S1590W/BS2.0
=V1CL1BG0-BG02	1	Inductive sensor With WeldGuard™ coating	BI20U-CA40-AP6X2-H1141/S1590W/BS2.0	TURCK	TUR.BI20U-CA40-AP6X2-H1141/S1590W/BS2.0
=V1CL1BG0-BG03	1	QS30 Series Fixed-Field Sensor	QS30LPQPMA	BANNER	BAN.73085
=V1CL1BG0-BG04	1	QS30 Series Fixed-Field Sensor	QS30FF600QPMA16	BANNER	BAN.73093
=V1CL1BG0-BG05	1	Inductive sensor With WeldGuard™ coating	BI20U-CA40-AP6X2-H1141/S1590W/BS2.0	TURCK	TUR.BI20U-CA40-AP6X2-H1141/S1590W/BS2.0
=V1CL1BG0-BG06	1	Inductive sensor With WeldGuard™ coating	BI20U-CA40-AP6X2-H1141/S1590W/BS2.0	TURCK	TUR.BI20U-CA40-AP6X2-H1141/S1590W/BS2.0
=V1CL1BG0-BG07	1	QS30 Series Fixed-Field Sensor	QS30LPQPMA	BANNER	BAN.73085
=V1CL1BG0-BG08	1	QS30 Series Fixed-Field Sensor	QS30FF600QPMA16	BANNER	BAN.73093
=V1CL1BG0-XG1/2	1	Y splitter	U2-30676	TURCK	TUR.VB2-FSM 4.4/2FKM 4/S3450
=V1CL1BG0-XG3/4	1	Y splitter	U2-30676	TURCK	TUR.VB2-FSM 4.4/2FKM 4/S3450
=V1CL1BG0-XG5/6	1	Y splitter	U2-30676	TURCK	TUR.VB2-FSM 4.4/2FKM 4/S3450
=V1CL1BG0-XG7/8	1	Y splitter	U2-30676	TURCK	TUR.VB2-FSM 4.4/2FKM 4/S3450
=V1CL1KF1-KF1.11	1	MVK-MPNIO DIO16 IRT 7/8" 5pin	MVK-MPNIO DI16	MURR	MURR.55530

Parts list

F01_001

Device tag	Quantity	Designation	Type number	Supplier	Part number
=V1CL2BG0-BG01	1	Inductive sensor With WeldGuard™ coating	BI20U-CA40-AP6X2-H1141/S1590W/BS2.0	TURCK	TUR.BI20U-CA40-AP6X2-H1141/S1590W/BS2.0
=V1CL2BG0-BG02	1	Inductive sensor With WeldGuard™ coating	BI20U-CA40-AP6X2-H1141/S1590W/BS2.0	TURCK	TUR.BI20U-CA40-AP6X2-H1141/S1590W/BS2.0
=V1CL2BG0-BG03	1	QS30 Series Fixed-Field Sensor	QS30LPQPMA	BANNER	BAN.73085
=V1CL2BG0-BG04	1	QS30 Series Fixed-Field Sensor	QS30FF600QPMA16	BANNER	BAN.73093
=V1CL2BG0-BG05	1	Inductive sensor With WeldGuard™ coating	BI20U-CA40-AP6X2-H1141/S1590W/BS2.0	TURCK	TUR.BI20U-CA40-AP6X2-H1141/S1590W/BS2.0
=V1CL2BG0-BG06	1	Inductive sensor With WeldGuard™ coating	BI20U-CA40-AP6X2-H1141/S1590W/BS2.0	TURCK	TUR.BI20U-CA40-AP6X2-H1141/S1590W/BS2.0
=V1CL2BG0-BG07	1	QS30 Series Fixed-Field Sensor	QS30LPQPMA	BANNER	BAN.73085
=V1CL2BG0-BG08	1	QS30 Series Fixed-Field Sensor	QS30FF600QPMA16	BANNER	BAN.73093
=V1CL2BG0-XG1/2	1	Y splitter	U2-30676	TURCK	TUR.VB2-FSM 4.4/2FKM 4/S3450
=V1CL2BG0-XG3/4	1	Y splitter	U2-30676	TURCK	TUR.VB2-FSM 4.4/2FKM 4/S3450
=V1CL2BG0-XG5/6	1	Y splitter	U2-30676	TURCK	TUR.VB2-FSM 4.4/2FKM 4/S3450
=V1CL2BG0-XG7/8	1	Y splitter	U2-30676	TURCK	TUR.VB2-FSM 4.4/2FKM 4/S3450
=V1CL2KF1-KF1.11	1	MVK-MPNIO DIO16 IRT 7/8" 5pin	MVK-MPNIO DI16	MURR	MURR.55530

			Date	9/21/2022	Volvo Trucks North America	Valiant TMS	Parts list : TUR.BI20U-CA40-AP6X2-H1141/S1590W/BS2.0 - MURR.55530	Drawing name: =2V03&EFS_EL	= + V1CL2	
			Ed.	MKLEPADLO	P6700 Underbody Floor Skin - Cell 2V03					
			Appr			Scale 1:1		Document type: EPB	Project nr: 22-16151	Page 1 / 1721
Modification	Date	Name	Original		Replacement of	Replaced by				

0	1	2	3	4	5	6	7	8	9

Parts list

F01_001

Device tag	Quantity	Designation	Type number	Supplier	Part number
=V1CL3BG0-BG01	1	Inductive sensor With WeldGuard™ coating	BI20U-CA40-AP6X2-H1141/S1590W/BS2.0	TURCK	TUR.BI20U-CA40-AP6X2-H1141/S1590W/BS2.0
=V1CL3BG0-BG02	1	Inductive sensor With WeldGuard™ coating	BI20U-CA40-AP6X2-H1141/S1590W/BS2.0	TURCK	TUR.BI20U-CA40-AP6X2-H1141/S1590W/BS2.0
=V1CL3BG0-BG03	1	QS30 Series Fixed-Field Sensor	QS30FF600QPMA16	BANNER	BAN.73093
=V1CL3BG0-BG04	1	QS30 Series Fixed-Field Sensor	QS30LPQPMA	BANNER	BAN.73085
=V1CL3BG0-BG05	1	QS30 Series Fixed-Field Sensor	QS30LPQPMA	BANNER	BAN.73085
=V1CL3BG0-BG06	1	Inductive sensor With WeldGuard™ coating	BI20U-CA40-AP6X2-H1141/S1590W/BS2.0	TURCK	TUR.BI20U-CA40-AP6X2-H1141/S1590W/BS2.0
=V1CL3BG0-BG07	1	Inductive sensor With WeldGuard™ coating	BI20U-CA40-AP6X2-H1141/S1590W/BS2.0	TURCK	TUR.BI20U-CA40-AP6X2-H1141/S1590W/BS2.0
=V1CL3BG0-BG08	1	QS30 Series Fixed-Field Sensor	QS30FF600QPMA16	BANNER	BAN.73093
=V1CL3BG0-BG09	1	QS30 Series Fixed-Field Sensor	QS30LPQPMA	BANNER	BAN.73085
=V1CL3BG0-BG10	1	QS30 Series Fixed-Field Sensor	QS30LPQPMA	BANNER	BAN.73085
=V1CL3BG0-XG1/2	1	Y splitter	U2-30676	TURCK	TUR.VB2-FSM 4.4/2FKM 4/S3450
=V1CL3BG0-XG4/5	1	Y splitter	U2-30676	TURCK	TUR.VB2-FSM 4.4/2FKM 4/S3450
=V1CL3BG0-XG6/7	1	Y splitter	U2-30676	TURCK	TUR.VB2-FSM 4.4/2FKM 4/S3450
=V1CL3BG0-XG9/10	1	Y splitter	U2-30676	TURCK	TUR.VB2-FSM 4.4/2FKM 4/S3450
=V1CL3KF1-KF1.11	1	MVK-MPNIO DIO16 IRT 7/8" 5pin	MVK-MPNIO DI16	MURR	MURR.55530

+.CL2/1

+.CL4/1

			Date	9/21/2022	Volvo Trucks North America	Valiant TMS	Parts list : TUR.BI20U-CA40-AP6X2-H1141/S1590W/BS2.0 - MURR.55530	Drawing name: =2V03&EFS_EL	= + V1CL3
			Ed.	MKLEPADLO	P6700 Underbody Floor Skin - Cell 2V03				
			Appr					Document type: EPB	Project nr: 22-16151
Modification	Date	Name	Original		Replacement of / Replaced by	Scale 1:1			Page 1 / 1721

Parts list

F01_001

Device tag	Quantity	Designation	Type number	Supplier	Part number
=V1CL4BG0-BG01	1	Inductive sensor With WeldGuard™ coating	BI20U-CA40-AP6X2-H1141/S1590W/BS2.0	TURCK	TUR.BI20U-CA40-AP6X2-H1141/S1590W/BS2.0
=V1CL4BG0-BG02	1	Inductive sensor With WeldGuard™ coating	BI20U-CA40-AP6X2-H1141/S1590W/BS2.0	TURCK	TUR.BI20U-CA40-AP6X2-H1141/S1590W/BS2.0
=V1CL4BG0-BG03	1	QS30 Series Fixed-Field Sensor	QS30FF600QPMA16	BANNER	BAN.73093
=V1CL4BG0-BG04	1	QS30 Series Fixed-Field Sensor	QS30LPQPMA	BANNER	BAN.73085
=V1CL4BG0-BG05	1	QS30 Series Fixed-Field Sensor	QS30LPQPMA	BANNER	BAN.73085
=V1CL4BG0-BG06	1	Inductive sensor With WeldGuard™ coating	BI20U-CA40-AP6X2-H1141/S1590W/BS2.0	TURCK	TUR.BI20U-CA40-AP6X2-H1141/S1590W/BS2.0
=V1CL4BG0-BG07	1	Inductive sensor With WeldGuard™ coating	BI20U-CA40-AP6X2-H1141/S1590W/BS2.0	TURCK	TUR.BI20U-CA40-AP6X2-H1141/S1590W/BS2.0
=V1CL4BG0-BG08	1	QS30 Series Fixed-Field Sensor	QS30FF600QPMA16	BANNER	BAN.73093
=V1CL4BG0-BG09	1	QS30 Series Fixed-Field Sensor	QS30LPQPMA	BANNER	BAN.73085
=V1CL4BG0-BG10	1	QS30 Series Fixed-Field Sensor	QS30LPQPMA	BANNER	BAN.73085
=V1CL4BG0-XG1/2	1	Y splitter	U2-30676	TURCK	TUR.VB2-FSM 4.4/2FKM 4/S3450
=V1CL4BG0-XG4/5	1	Y splitter	U2-30676	TURCK	TUR.VB2-FSM 4.4/2FKM 4/S3450
=V1CL4BG0-XG6/7	1	Y splitter	U2-30676	TURCK	TUR.VB2-FSM 4.4/2FKM 4/S3450
=V1CL4BG0-XG9/10	1	Y splitter	U2-30676	TURCK	TUR.VB2-FSM 4.4/2FKM 4/S3450
=V1CL4KF1-KF1.11	1	MVK-MPNIO DIO16 IRT 7/8" 5pin	MVK-MPNIO DI16	MURR	MURR.55530

+.CL3/1 +.FQ1/1

			Date	9/21/2022	Volvo Trucks North America		Valiant TMS	Parts list : TUR.BI20U-CA40-AP6X2-H1141/S1590W/BS2.0 - MURR.55530	Drawing name: =2V03&EFS_EL	= + V1CL4	
			Ed.	MKLEPADLO	P6700 Underbody Floor Skin - Cell 2V03						
			Appr				Scale 1:1		Document type: EPB	Project nr: 22-16151	Page 1 / 1721
Modification	Date	Name	Original		Replacement of	Replaced by					

Parts list

F01_001

Device tag	Quantity	Designation	Type number	Supplier	Part number
=V1FQ1-BR11	1	EZ-Screen System	SLSCP30-1200P44NT	BANNER	BAN.SLSCP30-1200P44NT
=V1FQ1-BR11	1	Mounting kit	VC03031	VALIANT	VAL.VC03031
=V1FQ1-BR12	1	EZ-Screen System	SLSCP30-1200P88	BANNER	BAN.SLSCP30-1200P88
=V1FQ1-BR12	1	Mounting kit	VC03031	VALIANT	VAL.VC03031
=V1FQ1-BR13	1	EZ-Screen System	SLSCP30-1200P44NT	BANNER	BAN.SLSCP30-1200P44NT
=V1FQ1-BR13	1	Mounting kit	VC03031	VALIANT	VAL.VC03031
=V1FQ1-BR14	1	EZ-Screen System	SLSCP30-1200P44NT	BANNER	BAN.SLSCP30-1200P44NT
=V1FQ1-BR15	1	EZ-Screen System	SLSCP30-1200P44NT	BANNER	BAN.SLSCP30-1200P44NT
=V1FQ1-BR16	1	EZ-Screen System	SLSCP30-1800P44NT	BANNER	BAN.SLSCP30-1800P44NT
=V1FQ1-BR17	1	EZ-Screen System	SLSCP30-1200P44NT	BANNER	BAN.SLSCP30-1200P44NT
=V1FQ1-BR18	1	EZ-Screen System	SLSCP30-1200P44NT	BANNER	BAN.SLSCP30-1200P44NT
=V1FQ1-BR19	1	EZ-Screen System	SLSCP30-1200P44NT	BANNER	BAN.SLSCP30-1200P44NT
=V1FQ1-BR20	1	EZ-Screen System	SLSCP30-1800P44NT	BANNER	BAN.SLSCP30-1800P44NT
=V1FQ1-BR21	1	EZ-Screen System	SLSCP30-1200P44NT	BANNER	BAN.SLSCP30-1200P44NT
=V1FQ1-BR22	1	EZ-Screen System	SLSCP30-1200P44NT	BANNER	BAN.SLSCP30-1200P44NT
=V1FQ1-BR23	1	EZ-Screen System	SLSCP30-1200P44NT	BANNER	BAN.SLSCP30-1200P44NT
=V1FQ1-BR24	1	EZ-Screen System	SLSCP30-1800P44NT	BANNER	BAN.SLSCP30-1800P44NT
=V1FQ1-BR25	1	EZ-Screen System	SLSCP30-1200P44NT	BANNER	BAN.SLSCP30-1200P44NT
=V1FQ1-BR26	1	EZ-Screen System	SLSCP30-1200P44NT	BANNER	BAN.SLSCP30-1200P44NT
=V1FQ1-BR27	1	EZ-Screen System	SLSCP30-1200P44NT	BANNER	BAN.SLSCP30-1200P44NT
=V1FQ1-BR28	1	EZ-Screen System	SLSCP30-1800P44NT	BANNER	BAN.SLSCP30-1800P44NT
=V1FQ1-BR29	1	EZ-Screen System	SLSCP30-1200P44NT	BANNER	BAN.SLSCP30-1200P44NT
=V1FQ1-BR30	1	EZ-Screen System	SLSCP30-1200P44NT	BANNER	BAN.SLSCP30-1200P44NT

			Date	11/29/2022	Volvo Trucks North America	Valiant TMS	Parts list : BAN.SLSCP30-1200P44NT - BAN.SLSCP30-1200P44NT	Drawing name: =2V03&EFS_EL	=
			Ed.	KMAFFRE					+ V1FQ1
			Appr		P6700 Underbody Floor Skin - Cell 2V03	Scale 1:1		Document type: EPB	Project nr: 22-16151
Modification	Date	Name	Original		Replacement of / Replaced by				Page 1 / 1721

Parts list

F01_001

Device tag	Quantity	Designation	Type number	Supplier	Part number
=V1FQ1-BG1	1	SWITCH	MGB-L2B-PNA-R-121859	EUCHNER	EUC.MGB-L2B-PNA-R-121859
=V1FQ1-BG1	1	HANDLE	MGB-H-AA1A2-R-106049	EUCHNER	EUC.MGB-H-AA1A2-R-106049
=V1FQ1-BG1	1	MOUNTING PLATE	MGB-A-MOUNTINGPLATE-H-109491	EUCHNER	EUC.MGB-A-MOUNTINGPLATE-H-109491
=V1FQ1-BG1	1	ESCAPE RELEASE	MGB-E-A2-106051	EUCHNER	EUC.MGB-E-A2-106051

+V1FQ1/1

+.FQ1BG2/1

			Date	9/21/2022	Volvo Trucks North America	Valiant TMS	Parts list : EUC.MGB-L2B-PNA-R-121859 - EUC.MGB-E-A2-106051	Drawing name: =2V03&EFS_EL	=	
			Ed.	MKLEPADLO					+ V1FQ1BG1	
			Appr		P6700 Underbody Floor Skin - Cell 2V03	Scale 1:1		Document type: EPB	Project nr: 22-16151	Page 1
Modification	Date	Name	Original		Replacement of / Replaced by					1721

Parts list

F01_001

Device tag	Quantity	Designation	Type number	Supplier	Part number
=V1FQ1-BG2	1	SWITCH	MGB-L2B-PNA-R-121859	EUCHNER	EUC.MGB-L2B-PNA-R-121859
=V1FQ1-BG2	1	HANDLE	MGB-H-AA1A2-R-106049	EUCHNER	EUC.MGB-H-AA1A2-R-106049
=V1FQ1-BG2	1	MOUNTING PLATE	MGB-A-MOUNTINGPLATE-H-109491	EUCHNER	EUC.MGB-A-MOUNTINGPLATE-H-109491
=V1FQ1-BG2	1	ESCAPE RELEASE	MGB-E-A2-106051	EUCHNER	EUC.MGB-E-A2-106051

+.FQ1BG1/1

+.FQ1BG3/1

			Date	9/21/2022	Volvo Trucks North America		Valiant TMS	Parts list : EUC.MGB-L2B-PNA-R-121859 - EUC.MGB-E-A2-106051	Drawing name: =2V03&EFS_EL	=	
			Ed.	MKLEPADLO						+ V1FQ1BG2	
			Appr		P6700 Underbody Floor Skin - Cell 2V03				Document type: EPB	Project nr: 22-16151	Page 1
Modification	Date	Name	Original		Replacement of	Replaced by	Scale 1:1				1721

Parts list

F01_001

Device tag	Quantity	Designation	Type number	Supplier	Part number
=V1FQ1-BG3	1	SWITCH	MGB-L2B-PNA-R-121859	EUCHNER	EUC.MGB-L2B-PNA-R-121859
=V1FQ1-BG3	1	HANDLE	MGB-H-AA1A2-R-106049	EUCHNER	EUC.MGB-H-AA1A2-R-106049
=V1FQ1-BG3	1	MOUNTING PLATE	MGB-A-MOUNTINGPLATE-H-109491	EUCHNER	EUC.MGB-A-MOUNTINGPLATE-H-109491
=V1FQ1-BG3	1	ESCAPE RELEASE	MGB-E-A2-106051	EUCHNER	EUC.MGB-E-A2-106051

+.FQ1BG2/1

+.U70/1

			Date	9/21/2022	Volvo Trucks North America	Valiant TMS	Parts list : EUC.MGB-L2B-PNA-R-121859 - EUC.MGB-E-A2-106051	Drawing name: =2V03&EFS_EL	=	
			Ed.	MKLEPADLO					+ V1FQ1BG3	
			Appr		P6700 Underbody Floor Skin - Cell 2V03			Document type: EPB	Project nr: 22-16151	Page 1
Modification	Date	Name	Original		Replacement of / Replaced by	Scale 1:1				1721

Parts list

F01_001

Device tag	Quantity	Designation	Type number	Supplier	Part number
=V1U70FQ1-BG01	1	NEMA Limit Switch - NEMA Type 4 & 13 Oiltight Construction	802T-AMP	A-B	A-B.802T-AMP

+.FQ1BG3/1

+.U70U01/1

			Date	11/29/2022	Volvo Trucks North America		Valiant TMS	Parts list : A-B.802T-AMP - A-B.802T-AMP	Drawing name:	=	
			Ed.	KMAFFRE						+ V1U70	
			Appr		P6700 Underbody Floor Skin - Cell 2V03				Document type:	Project nr:	Page 1
Modification	Date	Name	Original		Replacement of	Replaced by	Scale 1:1		EPB	22-16151	1721

Parts list

F01_001

Device tag	Quantity	Designation	Type number	Supplier	Part number
=V1U70U01KF1-KF1.11	1	MVK-MPNIO DI8 DO8 FSU	MVK-MPNIO DI8 DO8 FSU	MURR	MURR.55339
=V1U70U01PF0-PF1	1	K50L Series Daylight Visible Indicators	K50L2RGB7QP	BANNER	BAN.805371
=V1U70U01PF0-PF1	1	Mounting kit	SMB30A	BANNER	BAN.32723

+V1U70/1

+.UC11/1

			Date	9/21/2022	Volvo Trucks North America		Valiant TMS	Parts list : MURR.55339 - BAN.32723	Drawing name: =2V03&EFS_EL	=	
			Ed.	MKLEPADLO						+ V1U70U01	
			Appr		P6700 Underbody Floor Skin - Cell 2V03		Scale 1:1		Document type: EPB	Project nr: 22-16151	Page 1
Modification	Date	Name	Original		Replacement of	Replaced by					1721

Parts list

F01_001

Device tag	Quantity	Designation	Type number	Supplier	Part number
=V1AR11-FC1	1		EMPD3FBCB-025A-M	Electro-Matic	EMPD3FBCB-025A-M
=V1AR12-FC1	1		EMPD3FBCB-025A-M	Electro-Matic	EMPD3FBCB-025A-M
=V1AR13-FC1	1		EMPD3FBCB-025A-M	Electro-Matic	EMPD3FBCB-025A-M
=V1AR21-FC1	1		EMPD3FBCB-025A-M	Electro-Matic	EMPD3FBCB-025A-M
=V1AR22-FC1	1		EMPD3FBCB-025A-M	Electro-Matic	EMPD3FBCB-025A-M
=V1AR23-FC1	1		EMPD3FBCB-025A-M	Electro-Matic	EMPD3FBCB-025A-M
=V1AR24-FC1	1		EMPD3FBCB-025A-M	Electro-Matic	EMPD3FBCB-025A-M
=V1AR25-FC1	1		EMPD3FBCB-025A-M	Electro-Matic	EMPD3FBCB-025A-M
=V1AR26-FC1	1		EMPD3FBCB-025A-M	Electro-Matic	EMPD3FBCB-025A-M
=V1KF1-KF11	1				SIE.6ES7155-6AA01-0BN0_subassembly
=V1KF1-KF11	1	ET200SP, SERVERMODULE	6ES7193-6PA00-0AA0		SIE.6ES7193-6PA00-0AA0
=V1KF1-KF11.11	1	ET 200SP, DI 16x 24V DC ST, PU 1	6ES7131-6BH01-0BA0	SIE	SIE.6ES7131-6BH01-0BA0
=V1KF1-KF11.11	1	BASEUNIT TYPE A0, BU15-P16+A0+2D	6ES7193-6BP00-0DA0	SIE	SIE.6ES7193-6BP00-0DA0
=V1KF1-KF11.12	1	ET 200SP, DI 16x 24V DC ST, PU 1	6ES7131-6BH01-0BA0	SIE	SIE.6ES7131-6BH01-0BA0
=V1KF1-KF11.12	1	BASEUNIT TYPE A0, BU15-P16+A0+2D	6ES7193-6BP00-0DA0	SIE	SIE.6ES7193-6BP00-0DA0
=V1KF1-KF11.13	1	ET 200SP, DI 16x 24V DC ST, PU 1	6ES7131-6BH01-0BA0	SIE	SIE.6ES7131-6BH01-0BA0
=V1KF1-KF11.13	1	BASEUNIT TYPE A0, BU15-P16+A0+2D	6ES7193-6BP00-0DA0	SIE	SIE.6ES7193-6BP00-0DA0
=V1KF1-KF11.14	1	ET 200SP, DI 16x 24V DC ST, PU 1	6ES7131-6BH01-0BA0	SIE	SIE.6ES7131-6BH01-0BA0
=V1KF1-KF11.14	1	BASEUNIT TYPE A0, BU15-P16+A0+2D	6ES7193-6BP00-0DA0	SIE	SIE.6ES7193-6BP00-0DA0
=V1KF1-KF11.21	1	ET 200SP, DQ 16x 24V DC/0,5A ST, PU 1	6ES7132-6BH01-0BA0	SIE	SIE.6ES7132-6BH01-0BA0
=V1KF1-KF11.21	1	BASEUNIT TYPE A0, BU15-P16+A0+2D	6ES7193-6BP00-0DA0	SIE	SIE.6ES7193-6BP00-0DA0
=V1KF1-KF11.31	1	ET 200SP, El-Mod., F-DI 8x24VDC HF	6ES7136-6BA00-0CA0		SIE.6ES7136-6BA00-0CA0
=V1KF1-KF11.31	1	BASEUNIT TYPE A0, BU15-P16+A0+2B	6ES7193-6BP00-0BA0	SIE	SIE.6ES7193-6BP00-0BA0
=V1KF1-KF11.32	1	ET 200SP, El-Mod., F-DI 8x24VDC HF	6ES7136-6BA00-0CA0		SIE.6ES7136-6BA00-0CA0
=V1KF1-KF11.32	1	BASEUNIT TYPE A0, BU15-P16+A0+2B	6ES7193-6BP00-0BA0	SIE	SIE.6ES7193-6BP00-0BA0
=V1KF1-KF11.41	1	ET 200SP, El-Mod., F-DQ 4xDC 24V/2A	6ES7136-6DB00-0CA0		SIE.6ES7136-6DB00-0CA0
=V1KF1-KF11.41	1	BASEUNIT TYPE A0, BU15-P16+A0+2B	6ES7193-6BP00-0BA0	SIE	SIE.6ES7193-6BP00-0BA0
=V1KF1-KF11.42	1	ET 200SP, El-Mod., F-DQ 4xDC 24V/2A	6ES7136-6DB00-0CA0		SIE.6ES7136-6DB00-0CA0
=V1KF1-KF11.42	1	BASEUNIT TYPE A0, BU15-P16+A0+2B	6ES7193-6BP00-0BA0	SIE	SIE.6ES7193-6BP00-0BA0
=V1KF1-KF11.51	1	ET 200SP, F-RQ 1x24VDC/24..230VAC/5A ST	6ES7136-6RA00-0BF0		SIE.6ES7136-6RA00-0BF0
=V1KF1-KF11.51	1	BASEUNIT TYPE F0, BU20-P8+A4+0B	6ES7193-6BP20-0BF0	SIE	SIE.6ES7193-6BP20-0BF0
=V1KF1-KF11.52	1	ET 200SP, F-RQ 1x24VDC/24..230VAC/5A ST	6ES7136-6RA00-0BF0		SIE.6ES7136-6RA00-0BF0
=V1KF1-KF11.52	1	BASEUNIT TYPE F0, BU20-P8+A4+0B	6ES7193-6BP20-0BF0	SIE	SIE.6ES7193-6BP20-0BF0
=V1KF1-KF11.53	1	ET 200SP, F-RQ 1x24VDC/24..230VAC/5A ST	6ES7136-6RA00-0BF0		SIE.6ES7136-6RA00-0BF0
=V1KF1-KF11.53	1	BASEUNIT TYPE F0, BU20-P8+A4+0B	6ES7193-6BP20-0BF0	SIE	SIE.6ES7193-6BP20-0BF0
=V1KF1-KF11.54	1	ET 200SP, F-RQ 1x24VDC/24..230VAC/5A ST	6ES7136-6RA00-0BF0		SIE.6ES7136-6RA00-0BF0
=V1KF1-KF11.54	1	BASEUNIT TYPE F0, BU20-P8+A4+0B	6ES7193-6BP20-0BF0	SIE	SIE.6ES7193-6BP20-0BF0
=V1KF1-KF100.11	1	SCALANCE XC216	6GK5216-0BA00-2AC2	SIE	SIE.6GK5216-0BA00-2AC2
=V1KF1-KF100.11	1	C-PLUG	6GK1900-0AB10	SIE	SIE.6GK1900-0AB10
=V1WC1-FC1	1	MCCB_UL_FS125_15A_3P_65KA_TM_ FTFM	3VA5195-6ED31-0AA0	SIE	SIE.3VA5195-6ED31-0AA0
=V1WC1-KF1.1	1	BREAKER DATA SERVER, COM100	3VA9977-0TA20	SIE	SIE.3VA9977-0TA20
=V1WC1-KF1.2	1	Switched Ethernet PROFINET Module V3	7KM9300-0AE02-0AA0		SIE.7KM9300-0AE02-0AA0
=V1WC1-QB1	1	MCCB_UL_FS400_400A_3P_65KA_ETU8_LSI	3VA6340-6KP31-0AA0	SIE	SIE.3VA6340-6KP31-0AA0
=V1WC1-QB1-KF1	1	COMMUNICATION MODULE COM060	3VA9177-0TB10	SIE	SIE.3VA9177-0TB10
=V1WC1-TA1	1	Transformer	PTN102-3K	POWERTRAN	PTN102-3K
=V1WC2-A3	1	Multi-Environment Voltage Indicator and Safe-Test Point Combination Unit with Vertical Flange Mounting Label	RFBW3MT-LMF		GT.R-3W2MT-LMF
=V1WC2-FC1	1	MCCB_UL_FS125_20A_3P_65KA_TM_ FTFM	3VA5120-6ED31-0AA0	SIE	SIE.3VA5120-6ED31-0AA0
=V1WC2-FC1	1	SENTRON auxiliary switch Accessories for 3VA circuit breakers	3VA9978-0AA12	SIE	SIE.3VA9978-0AA12
=V1WC2-FC2	1	CIRCUIT BREAKER 10KA, 3POLE, C, 3A	5SJ4303-7HG42	SIE	SIE.5SJ4303-7HG42
=V1WC2-TA2	1	Transformer	PTN102-7.5K	POWERTRAN	PTN102-7.5K
=V1WC3-FC2	1	CIRCUIT BREAKER 240V 14KA, 1-POLE, C, 20A, D=70MM	5SJ4120-7HG41	SIE	SIE.5SJ4120-7HG41
=V1WC3-FC2	1	AUXILARY SWITCH 1NO1NC UL489	5ST3010-0HG	SIE	SIE.5ST3010-0HG
=V1WC3-FC3	1	CIRCUIT BREAKER 240V 14KA, 1-POLE, C, 10A, D=70MM	5SJ4110-7HG41	SIE	SIE.5SJ4110-7HG41
=V1WC3-FC3	1	AUXILARY SWITCH 1NO1NC UL489	5ST3010-0HG	SIE	SIE.5ST3010-0HG
=V1WC3-FC4	1	CIRCUIT BREAKER 240V 14KA, 1-POLE, C, 3A, D=70MM	5SJ4103-7HG41	SIE	SIE.5SJ4103-7HG41
=V1WC3-FC4	1	AUXILARY SWITCH 1NO1NC UL489	5ST3010-0HG	SIE	SIE.5ST3010-0HG

			Date	12/2/2022	Volvo Trucks North America	Valiant TMS	Parts list : EMPD3FBCB-025A-M - SIE.5ST3010-0HG	Drawing name: =2V03&EFS_EL	= + V1UC11	
			Ed.	MKLEPADLO						
			Appr		P6700 Underbody Floor Skin - Cell 2V03	Scale 1:1		Document type: EPB	Project nr: 22-16151	Page 1 / 1721
Modification	Date	Name	Original		Replacement of / Replaced by					

Parts list

F01_001

Device tag	Quantity	Designation	Type number	Supplier	Part number
=V1WC3-FC5	1	CIRCUIT BREAKER 240V 14KA, 1-POLE, C, 16A, D=70MM	5SJ4116-7HG41	SIE	SIE.5SJ4116-7HG41
=V1WC3-FC6	1	CIRCUIT BREAKER 240V 14KA, 1-POLE, C, 16A, D=70MM	5SJ4116-7HG41	SIE	SIE.5SJ4116-7HG41
=V1WC3-FC6	1	AUXILARY SWITCH 1NO1NC UL489	5ST3010-0HG	SIE	SIE.5ST3010-0HG
=V1WC3-FC7	1	CIRCUIT BREAKER 240V 14KA, 1-POLE, C, 16A, D=70MM	5SJ4116-7HG41	SIE	SIE.5SJ4116-7HG41
=V1WC3-FC7	1	AUXILARY SWITCH 1NO1NC UL489	5ST3010-0HG	SIE	SIE.5ST3010-0HG
=V1WC3-FC8	1	CIRCUIT BREAKER 240V 14KA, 1-POLE, C, 16A, D=70MM	5SJ4116-7HG41	SIE	SIE.5SJ4116-7HG41
=V1WC3-FC8	1	AUXILARY SWITCH 1NO1NC UL489	5ST3010-0HG	SIE	SIE.5ST3010-0HG
=V1WC3-FC9	1	CIRCUIT BREAKER 240V 14KA, 1-POLE, C, 6A, D=70MM	5SJ4106-7HG41	SIE	SIE.5SJ4106-7HG41
=V1WC3-FC9	1	AUXILARY SWITCH 1NO1NC UL489	5ST3010-0HG	SIE	SIE.5ST3010-0HG
=V1WC3-FC10	1	CIRCUIT BREAKER 240V 14KA, 1-POLE, C, 16A, D=70MM	5SJ4116-7HG41	SIE	SIE.5SJ4116-7HG41
=V1WC3-FC10	1	AUXILARY SWITCH 1NO1NC UL489	5ST3010-0HG	SIE	SIE.5ST3010-0HG
=V1WC3-FC11	1	CIRCUIT BREAKER 240V 14KA, 1-POLE, C, 6A, D=70MM	5SJ4106-7HG41	SIE	SIE.5SJ4106-7HG41
=V1WC3-FC11	1	AUXILARY SWITCH 1NO1NC UL489	5ST3010-0HG	SIE	SIE.5ST3010-0HG
=V1WC3-FC12	1	CIRCUIT BREAKER 240V 14KA, 1-POLE, C, 16A, D=70MM	5SJ4116-7HG41	SIE	SIE.5SJ4116-7HG41
=V1WC3-FC12	1	AUXILARY SWITCH 1NO1NC UL489	5ST3010-0HG	SIE	SIE.5ST3010-0HG
=V1WC3-FC13	1	CIRCUIT BREAKER 240V 14KA, 1-POLE, C, 16A, D=70MM	5SJ4116-7HG41	SIE	SIE.5SJ4116-7HG41
=V1WC3-FC13	1	AUXILARY SWITCH 1NO1NC UL489	5ST3010-0HG	SIE	SIE.5ST3010-0HG
=V1WC3-FC14	1	CIRCUIT BREAKER 240V 14KA, 1-POLE, C, 6A, D=70MM	5SJ4106-7HG41	SIE	SIE.5SJ4106-7HG41
=V1WC3-FC14	1	AUXILARY SWITCH 1NO1NC UL489	5ST3010-0HG	SIE	SIE.5ST3010-0HG
=V1WC3-FC15	1	CIRCUIT BREAKER 240V 14KA, 1-POLE, C, 6A, D=70MM	5SJ4106-7HG41	SIE	SIE.5SJ4106-7HG41
=V1WC3-FC15	1	AUXILARY SWITCH 1NO1NC UL489	5ST3010-0HG	SIE	SIE.5ST3010-0HG
=V1WC3-FC16	1	CIRCUIT BREAKER 240V 14KA, 1-POLE, C, 6A, D=70MM	5SJ4106-7HG41	SIE	SIE.5SJ4106-7HG41
=V1WC3-FC16	1	AUXILARY SWITCH 1NO1NC UL489	5ST3010-0HG	SIE	SIE.5ST3010-0HG
=V1WC3-XG1	2	DBL175 Series Distribution Block	1SNL317510R0000	ENTRELEC	1SNL317510R0000
=V1WC3-XG2	2	DBL175 Series Distribution Block	1SNL317510R0000	ENTRELEC	1SNL317510R0000
=V1WC3-XG3	1	Panel Interface Connector with USB Type A/F to USB Type A/M [Qty: 2]; Category 5e RJ45 Feed-Through; Housing; UL Type 4; Duplex Outlet; 5 Amp Circuit Breaker	GT_N.P-P11#2R2-K3RD5		GT_N.P-P11#2R2-K3RD5
=V1WC4-FC11	1	SITOP SEL1200 8 x 10A	6EP4438-7FB00-3DX0		SIE.6EP4438-7FB00-3DX0
=V1WC4-FC12	1	SITOP SEL1200 8 x 10A	6EP4438-7FB00-3DX0		SIE.6EP4438-7FB00-3DX0
=V1WC4-TA1	1	SITOP PSU6200 1ph 24 V/20 A	6EP3336-7SB00-3AX0		SIE.6EP3336-7SB00-3AX0
=V1WC4-TA2	1	SITOP PSU6200 1ph 24 V/20 A	6EP3336-7SB00-3AX0		SIE.6EP3336-7SB00-3AX0
=V1WR1-FC1	1		EMPD3FBCB-100A-M	Electro-Matic	EMPD3FBCB-100A-M
=V2AR181-FC1	1		EMPD3FBCB-025A-M	Electro-Matic	EMPD3FBCB-025A-M
=V2AR181XQ91-FC1	1		EMPD3FBCB-030A-M	Electro-Matic	EMPD3FBCB-030A-M
=V2AR181XQ92-FC1	1		EMPD3FBCB-030A-M	Electro-Matic	EMPD3FBCB-030A-M
=V2AR181XQ93-FC1	1		EMPD3FBCB-025A-M	Electro-Matic	EMPD3FBCB-025A-M
=V2GL11-FC1	1		EMPD3FBCB-005A-M	Electro-Matic	EMPD3FBCB-005A-M
=V2LB1NB1-FC1	1		EMPD3FBCB-010A-M	Electro-Matic	EMPD3FBCB-010A-M
=V2WR1-FC1	1		EMPD3FBCB-100A-M	Electro-Matic	EMPD3FBCB-100A-M
=WC1-WC1	1	Golvskåp TS 8 sidskåp	TS8	RIT	RIT.SETS8205SID5
=WC1-WC1	1	TS Trim panel, sides, H: 100 mm, for W: 500 mm, RAL 7022, sheet steel	TS.8601050	RIT	RIT.8601050
=WC1-WC1	1	TS Base/plinth component, rear, H: 100 mm, for W: 1200 mm, RAL 7022, sheet steel	TS.8601200	RIT	RIT.8601200
=WC1-WC1	1	TS Side panel, screw-fastened, for TS, TS IT, for WD: 2000x500 mm, Sheet steel	TS.8105235	RIT	RIT.8105235
=WC1-WC1	1	PS Wiring plan pockets, for TS, CM, SE, PC, TP pedestal, sheet steel	TS.4115000	RIT	RIT.4115000

Parts list

F01_001

Device tag	Quantity	Designation	Type number	Supplier	Part number
=V1KF1-KF14	1				SIE.6ES7155-6AA01-0BN0_subassembly
=V1KF1-KF14	1	ET200SP, SERVERMODULE	6ES7193-6PA00-0AA0		SIE.6ES7193-6PA00-0AA0
=V1KF1-KF14.11	1	ET 200SP, DI 16x 24V DC ST, PU 1	6ES7131-6BH01-0BA0	SIE	SIE.6ES7131-6BH01-0BA0
=V1KF1-KF14.11	1	BASEUNIT TYPE A0, BU15-P16+A0+2D	6ES7193-6BP00-0DA0	SIE	SIE.6ES7193-6BP00-0DA0
=V1KF1-KF14.12	1	ET 200SP, DI 16x 24V DC ST, PU 1	6ES7131-6BH01-0BA0	SIE	SIE.6ES7131-6BH01-0BA0
=V1KF1-KF14.12	1	BASEUNIT TYPE A0, BU15-P16+A0+2D	6ES7193-6BP00-0DA0	SIE	SIE.6ES7193-6BP00-0DA0
=V1KF1-KF14.21	1	ET 200SP, DQ 16x 24V DC/0,5A ST, PU 1	6ES7132-6BH01-0BA0	SIE	SIE.6ES7132-6BH01-0BA0
=V1KF1-KF14.21	1	BASEUNIT TYPE A0, BU15-P16+A0+2D	6ES7193-6BP00-0DA0	SIE	SIE.6ES7193-6BP00-0DA0
=V1KF1-KF14.31	1	ET 200SP, El-Mod., F-DI 8x24VDC HF	6ES7136-6BA00-0CA0		SIE.6ES7136-6BA00-0CA0
=V1KF1-KF14.31	1	BASEUNIT TYPE A0, BU15-P16+A0+2B	6ES7193-6BP00-0BA0	SIE	SIE.6ES7193-6BP00-0BA0
=V1KF1-KF14.32	1	ET 200SP, El-Mod., F-DI 8x24VDC HF	6ES7136-6BA00-0CA0		SIE.6ES7136-6BA00-0CA0
=V1KF1-KF14.32	1	BASEUNIT TYPE A0, BU15-P16+A0+2B	6ES7193-6BP00-0BA0	SIE	SIE.6ES7193-6BP00-0BA0
=V1KF1-KF14.41	1	ET 200SP, El-Mod., F-DQ 4xDC 24V/2A	6ES7136-6DB00-0CA0		SIE.6ES7136-6DB00-0CA0
=V1KF1-KF14.41	1	BASEUNIT TYPE A0, BU15-P16+A0+2B	6ES7193-6BP00-0BA0	SIE	SIE.6ES7193-6BP00-0BA0
=V1KF1-KF14.42	1	ET 200SP, El-Mod., F-DQ 4xDC 24V/2A	6ES7136-6DB00-0CA0		SIE.6ES7136-6DB00-0CA0
=V1KF1-KF14.42	1	BASEUNIT TYPE A0, BU15-P16+A0+2B	6ES7193-6BP00-0BA0	SIE	SIE.6ES7193-6BP00-0BA0
=V1KF1-KF14.51	1	ET 200SP, F-RQ 1x24VDC/24..230VAC/5A ST	6ES7136-6RA00-0BF0		SIE.6ES7136-6RA00-0BF0
=V1KF1-KF14.51	1	BASEUNIT TYPE F0, BU20-P8+A4+0B	6ES7193-6BP20-0BF0	SIE	SIE.6ES7193-6BP20-0BF0
=V1KF1-KF14.52	1	ET 200SP, F-RQ 1x24VDC/24..230VAC/5A ST	6ES7136-6RA00-0BF0		SIE.6ES7136-6RA00-0BF0
=V1KF1-KF14.52	1	BASEUNIT TYPE F0, BU20-P8+A4+0B	6ES7193-6BP20-0BF0	SIE	SIE.6ES7193-6BP20-0BF0
=V1KF1-KF14.53	1	ET 200SP, F-RQ 1x24VDC/24..230VAC/5A ST	6ES7136-6RA00-0BF0		SIE.6ES7136-6RA00-0BF0
=V1KF1-KF14.53	1	BASEUNIT TYPE F0, BU20-P8+A4+0B	6ES7193-6BP20-0BF0	SIE	SIE.6ES7193-6BP20-0BF0
=V1KF1-KF14.54	1	ET 200SP, F-RQ 1x24VDC/24..230VAC/5A ST	6ES7136-6RA00-0BF0		SIE.6ES7136-6RA00-0BF0
=V1KF1-KF14.54	1	BASEUNIT TYPE F0, BU20-P8+A4+0B	6ES7193-6BP20-0BF0	SIE	SIE.6ES7193-6BP20-0BF0
=V1KF1-KF100.14	1	SCALANCE XC216	6GK5216-0BA00-2AC2	SIE	SIE.6GK5216-0BA00-2AC2
=V1KF1-KF100.14	1	C-PLUG	6GK1900-0AB10	SIE	SIE.6GK1900-0AB10
=V1WC3-FC1	1	CIRCUIT BREAKER 240V 14KA, 1-POLE, C, 16A, D=70MM	5SJ4116-7HG41	SIE	SIE.5SJ4116-7HG41
=V1WC3-FC1	1	AUXILARY SWITCH 1NO1NC UL489	5ST3010-0HG	SIE	SIE.5ST3010-0HG
=V1WC3-FC2	1	CIRCUIT BREAKER 240V 14KA, 1-POLE, C, 3A, D=70MM	5SJ4103-7HG41	SIE	SIE.5SJ4103-7HG41
=V1WC3-FC2	1	AUXILARY SWITCH 1NO1NC UL489	5ST3010-0HG	SIE	SIE.5ST3010-0HG
=V1WC3-FC3	1	CIRCUIT BREAKER 240V 14KA, 1-POLE, C, 16A, D=70MM	5SJ4116-7HG41	SIE	SIE.5SJ4116-7HG41
=V1WC3-XG2	1	Panel Interface Connector with USB Type A/F to USB Type A/M [Qty: 2]; Category 5e RJ45 Feed-Through; Housing; UL Type 4; Duplex Outlet; 5 Amp Circuit Breaker	RJ45 [8P8C] [Qty: 2]		GT_N.P-P11#2R2-K3RD5
=V1WC4-FC11	1	SITOP SEL1200 8 x 10A	6EP4438-7FB00-3DX0		SIE.6EP4438-7FB00-3DX0
=V1WC4-FC12	1	SITOP SEL1200 8 x 10A	6EP4438-7FB00-3DX0		SIE.6EP4438-7FB00-3DX0
=V1WC4-TA1	1	SITOP PSU6200 1ph 24 V/20 A	6EP3336-7SB00-3AX0		SIE.6EP3336-7SB00-3AX0

+.UC11/2

+.UC15/1

			Date	9/21/2022	Volvo Trucks North America	Valiant TMS	Parts list : SIE.6ES7155-6AA01-0BN0_subassembly - SIE.6EP3336-7SB00-3AX0	Drawing name: =2V03&EFS_EL	= + V1UC14	
			Ed.	MKLEPADLO	P6700 Underbody Floor Skin - Cell 2V03					
			Appr			Scale 1:1		Document type: EPB	Project nr: 22-16151	Page 1 / 1721
Modification	Date	Name	Original		Replacement of	Replaced by				

Parts list

F01_001

Device tag	Quantity	Designation	Type number	Supplier	Part number
=V1KF1-KF15	1				SIE.6ES7155-6AA01-0BN0_subassembly
=V1KF1-KF15	1	ET200SP, SERVERMODULE	6ES7193-6PA00-0AA0		SIE.6ES7193-6PA00-0AA0
=V1KF1-KF15.11	1	ET 200SP, DI 16x 24V DC ST, PU 1	6ES7131-6BH01-0BA0	SIE	SIE.6ES7131-6BH01-0BA0
=V1KF1-KF15.11	1	BASEUNIT TYPE A0, BU15-P16+A0+2D	6ES7193-6BP00-0DA0	SIE	SIE.6ES7193-6BP00-0DA0
=V1KF1-KF15.12	1	ET 200SP, DI 16x 24V DC ST, PU 1	6ES7131-6BH01-0BA0	SIE	SIE.6ES7131-6BH01-0BA0
=V1KF1-KF15.12	1	BASEUNIT TYPE A0, BU15-P16+A0+2D	6ES7193-6BP00-0DA0	SIE	SIE.6ES7193-6BP00-0DA0
=V1KF1-KF15.21	1	ET 200SP, DQ 16x 24V DC/0,5A ST, PU 1	6ES7132-6BH01-0BA0	SIE	SIE.6ES7132-6BH01-0BA0
=V1KF1-KF15.21	1	BASEUNIT TYPE A0, BU15-P16+A0+2D	6ES7193-6BP00-0DA0	SIE	SIE.6ES7193-6BP00-0DA0
=V1KF1-KF15.22	1	ET 200SP, DQ 16x 24V DC/0,5A ST, PU 1	6ES7132-6BH01-0BA0	SIE	SIE.6ES7132-6BH01-0BA0
=V1KF1-KF15.22	1	BASEUNIT TYPE A0, BU15-P16+A0+2D	6ES7193-6BP00-0DA0	SIE	SIE.6ES7193-6BP00-0DA0
=V1KF1-KF15.31	1	ET 200SP, El-Mod., F-DI 8x24VDC HF	6ES7136-6BA00-0CA0		SIE.6ES7136-6BA00-0CA0
=V1KF1-KF15.31	1	BASEUNIT TYPE A0, BU15-P16+A0+2B	6ES7193-6BP00-0BA0	SIE	SIE.6ES7193-6BP00-0BA0
=V1KF1-KF15.32	1	ET 200SP, El-Mod., F-DI 8x24VDC HF	6ES7136-6BA00-0CA0		SIE.6ES7136-6BA00-0CA0
=V1KF1-KF15.32	1	BASEUNIT TYPE A0, BU15-P16+A0+2B	6ES7193-6BP00-0BA0	SIE	SIE.6ES7193-6BP00-0BA0
=V1KF1-KF15.33	1	ET 200SP, El-Mod., F-DI 8x24VDC HF	6ES7136-6BA00-0CA0		SIE.6ES7136-6BA00-0CA0
=V1KF1-KF15.33	1	BASEUNIT TYPE A0, BU15-P16+A0+2B	6ES7193-6BP00-0BA0	SIE	SIE.6ES7193-6BP00-0BA0
=V1KF1-KF15.41	1	ET 200SP, El-Mod., F-DQ 4xDC 24V/2A	6ES7136-6DB00-0CA0		SIE.6ES7136-6DB00-0CA0
=V1KF1-KF15.41	1	BASEUNIT TYPE A0, BU15-P16+A0+2B	6ES7193-6BP00-0BA0	SIE	SIE.6ES7193-6BP00-0BA0
=V1KF1-KF15.42	1	ET 200SP, El-Mod., F-DQ 4xDC 24V/2A	6ES7136-6DB00-0CA0		SIE.6ES7136-6DB00-0CA0
=V1KF1-KF15.42	1	BASEUNIT TYPE A0, BU15-P16+A0+2B	6ES7193-6BP00-0BA0	SIE	SIE.6ES7193-6BP00-0BA0
=V1KF1-KF15.51	1	ET 200SP, F-RQ 1x24VDC/24..230VAC/5A ST	6ES7136-6RA00-0BF0		SIE.6ES7136-6RA00-0BF0
=V1KF1-KF15.51	1	BASEUNIT TYPE F0, BU20-P8+A4+0B	6ES7193-6BP20-0BF0	SIE	SIE.6ES7193-6BP20-0BF0
=V1KF1-KF15.52	1	ET 200SP, F-RQ 1x24VDC/24..230VAC/5A ST	6ES7136-6RA00-0BF0		SIE.6ES7136-6RA00-0BF0
=V1KF1-KF15.52	1	BASEUNIT TYPE F0, BU20-P8+A4+0B	6ES7193-6BP20-0BF0	SIE	SIE.6ES7193-6BP20-0BF0
=V1KF1-KF15.53	1	ET 200SP, F-RQ 1x24VDC/24..230VAC/5A ST	6ES7136-6RA00-0BF0		SIE.6ES7136-6RA00-0BF0
=V1KF1-KF15.53	1	BASEUNIT TYPE F0, BU20-P8+A4+0B	6ES7193-6BP20-0BF0	SIE	SIE.6ES7193-6BP20-0BF0
=V1KF1-KF15.54	1	ET 200SP, F-RQ 1x24VDC/24..230VAC/5A ST	6ES7136-6RA00-0BF0		SIE.6ES7136-6RA00-0BF0
=V1KF1-KF15.54	1	BASEUNIT TYPE F0, BU20-P8+A4+0B	6ES7193-6BP20-0BF0	SIE	SIE.6ES7193-6BP20-0BF0
=V1KF1-KF100.15	1	SCALANCE XC216	6GK5216-0BA00-2AC2	SIE	SIE.6GK5216-0BA00-2AC2
=V1KF1-KF100.15	1	C-PLUG	6GK1900-0AB10	SIE	SIE.6GK1900-0AB10
=V1WC3-FC1	1	CIRCUIT BREAKER 240V 14KA, 1-POLE, C, 16A, D=70MM	5SJ4116-7HG41	SIE	SIE.5SJ4116-7HG41
=V1WC3-FC1	1	AUXILARY SWITCH 1NO1NC UL489	5ST3010-0HG	SIE	SIE.5ST3010-0HG
=V1WC3-FC2	1	CIRCUIT BREAKER 240V 14KA, 1-POLE, C, 3A, D=70MM	5SJ4103-7HG41	SIE	SIE.5SJ4103-7HG41
=V1WC3-FC2	1	AUXILARY SWITCH 1NO1NC UL489	5ST3010-0HG	SIE	SIE.5ST3010-0HG
=V1WC3-FC3	1	CIRCUIT BREAKER 240V 14KA, 1-POLE, C, 16A, D=70MM	5SJ4116-7HG41	SIE	SIE.5SJ4116-7HG41
=V1WC3-XG2	1	Panel Interface Connector with USB Type A/F to USB Type A/M [Qty: 2]; Category 5e RJ45 Feed-Through; Housing; UL Type 4; Duplex Outlet; 5 Amp Circuit Breaker	GT_N.P-P11#2R2-K3RD5		GT_N.P-P11#2R2-K3RD5
=V1WC4-FC11	1	SITOP SEL1200 8 x 10A	6EP4438-7FB00-3DX0		SIE.6EP4438-7FB00-3DX0
=V1WC4-FC12	1	SITOP SEL1200 8 x 10A	6EP4438-7FB00-3DX0		SIE.6EP4438-7FB00-3DX0
=V1WC4-TA1	1	SITOP PSU6200 1ph 24 V/20 A	6EP3336-7SB00-3AX0		SIE.6EP3336-7SB00-3AX0

			Date	9/21/2022	Volvo Trucks North America		Valiant TMS	Parts list : SIE.6ES7155-6AA01-0BN0_subassembly - SIE.6EP3336-7SB00-3AX0	Drawing name: =2V03&EFS_EL	= + V1UC15
			Ed.	MKLEPADLO	P6700 Underbody Floor Skin - Cell 2V03					
			Appr				Scale 1:1		Document type: EPB	Project nr: 22-16151
Modification	Date	Name	Original		Replacement of	Replaced by				Page 1 / 1721

Parts list

F01_001

Device tag	Quantity	Designation	Type number	Supplier	Part number
=V1KF1-KF32	1				SIE.6ES7155-6AA01-0BN0_subassembly
=V1KF1-KF32	1	ET200SP, SERVERMODULE	6ES7193-6PA00-0AA0		SIE.6ES7193-6PA00-0AA0
=V1KF1-KF32.11	1	ET 200SP, DI 16x 24V DC ST, PU 1	6ES7131-6BH01-0BA0	SIE	SIE.6ES7131-6BH01-0BA0
=V1KF1-KF32.11	1	BASEUNIT TYPE A0, BU15-P16+A0+2D	6ES7193-6BP00-0DA0	SIE	SIE.6ES7193-6BP00-0DA0
=V1KF1-KF32.21	1	ET 200SP, DQ 16x 24V DC/0,5A ST, PU 1	6ES7132-6BH01-0BA0	SIE	SIE.6ES7132-6BH01-0BA0
=V1KF1-KF32.21	1	BASEUNIT TYPE A0, BU15-P16+A0+2D	6ES7193-6BP00-0DA0	SIE	SIE.6ES7193-6BP00-0DA0
=V1KF1-KF32.31	1	ET 200SP, El-Mod., F-DI 8x24VDC HF	6ES7136-6BA01-0CA0	SIE	SIE.6ES7136-6BA01-0CA0
=V1KF1-KF32.31	1	BASEUNIT TYPE A0, BU15-P16+A0+2D	6ES7193-6BP00-0DA0	SIE	SIE.6ES7193-6BP00-0DA0
=V1KF1-PNET1	1	Profinet cable - RJ45 plug to M12 Female receptacle; 1m long	RJ45S FKSDED 423-1M	TURCK	TUR.RJ45S FKSDED 423-1M
=V1SF0PG1-M1	1	Ground bar kit, 5 positions.	ECGB5	SIE	US2.ECGB5
=V1SF0PG1-M1	1	Wiring Duct Covers, PVC	C1.5LG6	PAN	PAN.C1.5LG6
=V1SF0PG1-M1	1	Wiring Duct Covers, PVC	C1LG6	PAN	PAN.C1LG6
=V1SF0PG1-M1	1	Wide Slotted Wiring Duct, PVC	G1.5X4LG6	PAN	PAN.G1.5X4LG6
=V1SF0PG1-M1	1	Wide Slotted Wiring Duct, PVC	G1X4LG6	PAN	PAN.G1X4LG6
=V1SF0PG1-PG1	1	SIMATIC HMI TP1500 COMFORT	6AV2124-0QC02-0AX1	SIE	SIE.6AV2124-0QC02-0AX1
=V1SF0PG1-PG1	1	SIMATIC HMI SD MEMORY CARD 2 GB	6AV2181-8XP00-0AX0	SIE	SIE.6AV2181-8XP00-0AX0
=V1SF0PG1-SF1	1	PUSHBUTTON CP1-10G-20	CP1-10G-20	ABB	ABB.1SFA619100R1022
=V1SF0PG1-SF2	1	PUSHBUTTON CP1-10Y-20	CP1-10Y-20	ABB	ABB.1SFA619100R1023
=V1SF0PG1-SF3/PF3	1	PUSHBUTTON CP1-11C-10	CP1-11C-10	ABB	ABB.1SFA619100R1118
=V1SF0PG1-UC01	1	Compact enclosure AX	AX.6315450	RIT	RIT.6315450
=V1SF0PG1-UC01	1	Pedestal, open	CP.6106500	RIT	RIT.6106500
=V1SF0PG1-UC01	1	Coupling CP 60	CP.6206300	RIT	RIT.6206300
=V1SF0PG1-UC01	1	Accessory bag, for AX	AX.5051300	RIT	RIT.5051300
=V1SF0PG1-UC01	1	Mounting plate, for AX	AX.5051375	RIT	RIT.5051375
=V1WC4-FC1	1	Miniature Circuit Breaker MCBs - S200UDC - Number of Poles 1 - Tripping characteristic K	S201UDC-K5	ABB	ABB.2CDS271517R0357
=V1WC4-FC1	1	S2C-H6RU - Auxiliary Contact	S2C-H6RU	ABB	ABB.2CDS200914R0001
=V1WC4-FC2	1	Miniature Circuit Breaker MCBs - S200UDC - Number of Poles 1 - Tripping characteristic K	S201UDC-K5	ABB	ABB.2CDS271517R0357
=V1WC4-FC2	1	S2C-H6RU - Auxiliary Contact	S2C-H6RU	ABB	ABB.2CDS200914R0001
=V1WC4-PG1	1	SIMATIC HMI TP1500 COMFORT	6AV2124-0QC02-0AX1	SIE	SIE.6AV2124-0QC02-0AX1
=V1WC4-XD1	1	RECEPTACLE MINI 5P MALE 1M	RSF 50-1M/NPT	TURCK	TUR.RSF 50-1M/NPT

Parts list

F01_001

Device tag	Quantity	Designation	Type number	Supplier	Part number
=V1KF1-KF33	1				SIE.6ES7155-6AA01-0BN0_subassembly
=V1KF1-KF33	1	ET200SP, SERVERMODULE	6ES7193-6PA00-0AA0		SIE.6ES7193-6PA00-0AA0
=V1KF1-KF33.11	1	ET 200SP, DI 16x 24V DC ST, PU 1	6ES7131-6BH01-0BA0	SIE	SIE.6ES7131-6BH01-0BA0
=V1KF1-KF33.11	1	BASEUNIT TYPE A0, BU15-P16+A0+2D	6ES7193-6BP00-0DA0	SIE	SIE.6ES7193-6BP00-0DA0
=V1KF1-KF33.21	1	ET 200SP, DQ 16x 24V DC/0,5A ST, PU 1	6ES7132-6BH01-0BA0	SIE	SIE.6ES7132-6BH01-0BA0
=V1KF1-KF33.21	1	BASEUNIT TYPE A0, BU15-P16+A0+2D	6ES7193-6BP00-0DA0	SIE	SIE.6ES7193-6BP00-0DA0
=V1KF1-KF33.31	1	ET 200SP, El-Mod., F-DI 8x24VDC HF	6ES7136-6BA01-0CA0	SIE	SIE.6ES7136-6BA01-0CA0
=V1KF1-KF33.31	1	BASEUNIT TYPE A0, BU15-P16+A0+2D	6ES7193-6BP00-0DA0	SIE	SIE.6ES7193-6BP00-0DA0
=V1KF1-PNET1	1	Profinet cable - RJ45 plug to M12 Female receptacle; 1m long	RJ45S FKSDED 423-1M	TURCK	TUR.RJ45S FKSDED 423-1M
=V1SF0PG2-M1	1	Ground bar kit, 5 positions.	ECGB5	SIE	US2.ECGB5
=V1SF0PG2-M1	1	Wiring Duct Covers, PVC	C1.5LG6	PAN	PAN.C1.5LG6
=V1SF0PG2-M1	1	Wiring Duct Covers, PVC	C1LG6	PAN	PAN.C1LG6
=V1SF0PG2-M1	1	Wide Slotted Wiring Duct, PVC	G1.5X4LG6	PAN	PAN.G1.5X4LG6
=V1SF0PG2-M1	1	Wide Slotted Wiring Duct, PVC	G1X4LG6	PAN	PAN.G1X4LG6
=V1SF0PG2-PG1	1	SIMATIC HMI TP1500 COMFORT	6AV2124-0QC02-0AX1	SIE	SIE.6AV2124-0QC02-0AX1
=V1SF0PG2-PG1	1	SIMATIC HMI SD MEMORY CARD 2 GB	6AV2181-8XP00-0AX0	SIE	SIE.6AV2181-8XP00-0AX0
=V1SF0PG2-SF1	1	PUSHBUTTON CP1-10G-20	CP1-10G-20	ABB	ABB.1SFA619100R1022
=V1SF0PG2-SF2	1	PUSHBUTTON CP1-10Y-20	CP1-10Y-20	ABB	ABB.1SFA619100R1023
=V1SF0PG2-SF3/PF3	1	PUSHBUTTON CP1-11C-10	CP1-11C-10	ABB	ABB.1SFA619100R1118
=V1SF0PG2-UC01	1	Compact enclosure AX	AX.6315450	RIT	RIT.6315450
=V1SF0PG2-UC01	1	Pedestal, open	CP.6106500	RIT	RIT.6106500
=V1SF0PG2-UC01	1	Coupling CP 60	CP.6206300	RIT	RIT.6206300
=V1SF0PG2-UC01	1	Accessory bag, for AX	AX.5051300	RIT	RIT.5051300
=V1SF0PG2-UC01	1	Mounting plate, for AX	AX.5051375	RIT	RIT.5051375
=V1WC4-FC1	1	Miniature Circuit Breaker MCBs - S200UDC - Number of Poles 1 - Tripping characteristic K	S201UDC-K5	ABB	ABB.2CDS271517R0357
=V1WC4-FC1	1	S2C-H6RU - Auxiliary Contact	S2C-H6RU	ABB	ABB.2CDS200914R0001
=V1WC4-FC2	1	Miniature Circuit Breaker MCBs - S200UDC - Number of Poles 1 - Tripping characteristic K	S201UDC-K5	ABB	ABB.2CDS271517R0357
=V1WC4-FC2	1	S2C-H6RU - Auxiliary Contact	S2C-H6RU	ABB	ABB.2CDS200914R0001
=V1WC4-PG1	1	SIMATIC HMI TP1500 COMFORT	6AV2124-0QC02-0AX1	SIE	SIE.6AV2124-0QC02-0AX1
=V1WC4-XD1	1	RECEPTACLE MINI 5P MALE 1M	RSF 50-1M/NPT	TURCK	TUR.RSF 50-1M/NPT

Parts list

F01_001

Device tag	Quantity	Designation	Type number	Supplier	Part number
=V1KF1-KF46	1				SIE.6ES7155-6AA01-0BN0_subassembly
=V1KF1-KF46	1	ET200SP, SERVERMODULE	6ES7193-6PA00-0AA0		SIE.6ES7193-6PA00-0AA0
=V1KF1-KF46.11	1	ET 200SP, DI 16x 24V DC ST, PU 1	6ES7131-6BH01-0BA0	SIE	SIE.6ES7131-6BH01-0BA0
=V1KF1-KF46.11	1	BASEUNIT TYPE A0, BU15-P16+A0+2D	6ES7193-6BP00-0DA0	SIE	SIE.6ES7193-6BP00-0DA0
=V1KF1-KF46.41	1	ET 200SP, El-Mod., F-DQ 4xDC 24V/2A	6ES7136-6DB00-0CA0		SIE.6ES7136-6DB00-0CA0
=V1KF1-KF46.41	1	BASEUNIT TYPE A0, BU15-P16+A0+2D	6ES7193-6BP00-0DA0	SIE	SIE.6ES7193-6BP00-0DA0
=V1KF1-KF46.51	1	ET 200SP, F-RQ 1x24VDC/24..230VAC/5A ST	6ES7136-6RA00-0BF0		SIE.6ES7136-6RA00-0BF0
=V1KF1-KF46.51	1	BASEUNIT TYPE F0, BU20-P8+A4+0B	6ES7193-6BP20-0BF0	SIE	SIE.6ES7193-6BP20-0BF0
=V1KF1-KF46.52	1	ET 200SP, F-RQ 1x24VDC/24..230VAC/5A ST	6ES7136-6RA00-0BF0		SIE.6ES7136-6RA00-0BF0
=V1KF1-KF46.52	1	BASEUNIT TYPE F0, BU20-P8+A4+0B	6ES7193-6BP20-0BF0	SIE	SIE.6ES7193-6BP20-0BF0
=V1KF1-KF46.53	1	ET 200SP, F-RQ 1x24VDC/24..230VAC/5A ST	6ES7136-6RA00-0BF0		SIE.6ES7136-6RA00-0BF0
=V1KF1-KF46.53	1	BASEUNIT TYPE F0, BU20-P8+A4+0B	6ES7193-6BP20-0BF0	SIE	SIE.6ES7193-6BP20-0BF0
=V1KF1-KF46.54	1	ET 200SP, F-RQ 1x24VDC/24..230VAC/5A ST	6ES7136-6RA00-0BF0		SIE.6ES7136-6RA00-0BF0
=V1KF1-KF46.54	1	BASEUNIT TYPE F0, BU20-P8+A4+0B	6ES7193-6BP20-0BF0	SIE	SIE.6ES7193-6BP20-0BF0
=V1KF1-KF100.46	1	SCALANCE XC208	6GK5208-0BA00-2AC2	SIE	SIE.6GK5208-0BA00-2AC2
=V1KF1-KF100.46-P1	2	Profinet cable - RJ45 plug to M12 Female receptacle; 1m long	RJ45S FKSDED 423-1M	TURCK	TUR.RJ45S FKSDED 423-1M
=V1KF1-KF100.46-P3	2	Profinet cable - RJ45 plug to M12 Female receptacle; 1m long	RJ45S FKSDED 423-1M	TURCK	TUR.RJ45S FKSDED 423-1M
=V1KF1-KF100.46-P4	2	Profinet cable - RJ45 plug to M12 Female receptacle; 1m long	RJ45S FKSDED 423-1M	TURCK	TUR.RJ45S FKSDED 423-1M
=V1KF1-KF100.46-P5	2	Profinet cable - RJ45 plug to M12 Female receptacle; 1m long	RJ45S FKSDED 423-1M	TURCK	TUR.RJ45S FKSDED 423-1M
=V1KF1-KF100.46-P6	2	Profinet cable - RJ45 plug to M12 Female receptacle; 1m long	RJ45S FKSDED 423-1M	TURCK	TUR.RJ45S FKSDED 423-1M
=V1KF1-UC01	1	Compact enclosure AX	AX.1050000		RIT.1050000
=V1UC46-M1	1	Ground bar kit, 5 positions.	ECGB5	SIE	US2.ECGB5
=V1UC46-M1	1	Wiring Duct Covers, PVC	C1.5LG6	PAN	PAN.C1.5LG6
=V1UC46-M1	1	Wiring Duct Covers, PVC	C2LG6	PAN	PAN.C2LG6
=V1UC46-M1	1	Wide Slotted Wiring Duct, PVC	G1.5X4LG6	PAN	PAN.G1.5X4LG6
=V1UC46-M1	1	Wide Slotted Wiring Duct, PVC	G2X4LG6	PAN	PAN.G2X4LG6
=V1UC46-M1	1	STAND.SECTIONAL RAIL 35MM, LENGTH 483MM	6ES5710-8MA11	Siemens AG	SIE.6ES5710-8MA11
=V1WC3-FC1	1	Miniature Circuit Breaker MCBs - SU201M - Number of Poles 1 - Tripping characteristic C	SU201M-C10	ABB	ABB.2CDS271337R0104
=V1WC3-FC1	1	S2C-H6RU - Auxiliary Contact	S2C-H6RU	ABB	ABB.2CDS200914R0001
=V1WC3-XD1	1	RECEPTACLE MINI 3P MALE 1M	RSF 36-1M W/LN	TURCK	TUR.RSF 36-1M W/LN
=V1WC4-FC11	1	4x3-10A	6EP1961-2BA41	SIE	SIE.6EP1961-2BA41
=V1WC4-TA1	1	SITOP PSU6200 1ph 24 V/20 A	6EP3336-7SB00-3AX0		SIE.6EP3336-7SB00-3AX0
=V1WC4-XD51	1	RECEPTACLE MINI 5P FEMALE 1M	RKF 50-1M/NPT	TURCK	TUR.RKF 50-1M/NPT
=V1WC4-XD52	1	RECEPTACLE MINI 5P FEMALE 1M	RKF 50-1M/NPT	TURCK	TUR.RKF 50-1M/NPT
=V1WC4-XD53	1	RECEPTACLE MINI 5P FEMALE 1M	RKF 50-1M/NPT	TURCK	TUR.RKF 50-1M/NPT
=V1WC4-XD54	1	RECEPTACLE MINI 5P FEMALE 1M	RKF 50-1M/NPT	TURCK	TUR.RKF 50-1M/NPT

+.UC33/1 +.UC51/1

			Date	11/14/2022	Volvo Trucks North America	Valiant TMS	Parts list : SIE.6ES7155-6AA01-0BN0_subassembly - TUR.RKF 50-1M/NPT	Drawing name: =2V03&EFS_EL	= + V1UC46	
			Ed.	KMAFFRE	P6700 Underbody Floor Skin - Cell 2V03					
			Appr			Scale 1:1		Document type: EPB	Project nr: 22-16151	Page 1 / 1721
Modification	Date	Name	Original		Replacement of	Replaced by				

Parts list

F01_001

Device tag	Quantity	Designation	Type number	Supplier	Part number
=V1SF0PG1-XD1	1	RECEPTACLE MINI 5P MALE 1M	RSF 50-1M/NPT	TURCK	TUR.RSF 50-1M/NPT
=V1SF0PG3-PG1	1	SIMATIC HMI TP700 COMFORT	6AV2124-0GC01-0AX0	SIE	SIE.6AV2124-0GC01-0AX0
=V1SF0PG3-PG1	1	SIMATIC HMI SD MEMORY CARD 2 GB	6AV2181-8XP00-0AX0	SIE	SIE.6AV2181-8XP00-0AX0
=V1SF0PG3-PNET1	1	Profinet cable - RJ45 plug to M12 Female receptacle; 0.5m long	RJ45S FKSDED 423-0.5M	TURCK	TUR.RJ45S FKSDED 423-0.5M
=V1SF0PG3-UC01	1	Compact enclosure AX	AX.6315150	RIT	RIT.6315150
=V1SF0PG3-UC01	1	Accessory bag, for AX	AX.5051300	RIT	RIT.5051300
=V1SF0PG3-UC01	1	Mounting plate, for AX	AX.5051368	RIT	RIT.5051368
=V1SF0PG3-XG1	1	TEE, 5-PIN MINI, STANDARD KEYWAY	U2109-9	TURCK	TUR.RSM-2RKM 50

+.UC46/1

+.UC61/1

			Date	9/21/2022	Volvo Trucks North America	Valiant TMS	Parts list : TUR.RSF 50-1M/NPT - TUR.RSM-2RKM 50	Drawing name: =2V03&EFS_EL	= + V1UC51	
			Ed.	MKLEPADLO	P6700 Underbody Floor Skin - Cell 2V03					
			Appr			Scale 1:1		Document type: EPB	Project nr: 22-16151	Page 1 / 1721
Modification	Date	Name	Original		Replacement of	Replaced by				

Parts list

F01_001

Device tag	Quantity	Designation	Type number	Supplier	Part number
=V1PZ1PF1-PF1	1	Signaling column connection element for pipe mounting incl. end cover and seal	8WD4408-0AA	SIE	SIE.8WD4408-0AA
=V1PZ1PF1-PF1	1	Tube with foot, tube length 100 mm, accessory for signaling columns 8WD44, D=70 mm	8WD4308-0DA	SIEMENS	SIE.8WD4308-0DA
=V1PZ1PF1-PF1	1	Signaling column multifunctional siren element different sounds can be set 24 V	8WD4420-0EA2		SIE.8WD4420-0EA2
=V1PZ1PF1-PF1	1	Signaling column continuous light element LED red, 24 V AC/DC	8WD4420-5AB	SIE	SIE.8WD4420-5AB
=V1PZ1PF1-PF1	1	Signaling column continuous light element LED green, 24 V AC/DC	8WD4420-5AC	SIE	SIE.8WD4420-5AC
=V1PZ1PF1-PF1	1	Signaling column continuous light element LED yellow, 24 V AC/DC	8WD4420-5AD	SIE	SIE.8WD4420-5AD
=V1PZ1PF1-PF1	1	Signaling column continuous light element LED blue, 24 V AC/DC	8WD4420-5AF	SIE	SIE.8WD4420-5AF
=V1PZ1PF1-UC01	1	Small enclosures KX	KX.1574000		RIT.1574000
=V1PZ1PF1-XD1	1	RECEPTACLE 1-1/8" MINIFAST 10P MALE 2M	RSF 106-2M/14.5/NPT/CS16486	TURCK	TUR.RSF 106-2M/14.5/NPT/CS16486

			Date	9/21/2022	Volvo Trucks North America	Valiant TMS	Parts list : SIE.8WD4408-0AA - TUR.RSF 106-2M/14.5/NPT/CS16486	Drawing name: =2V03&EFS_EL	= + V1UC61	
			Ed.	MKLEPADLO						
			Appr		P6700 Underbody Floor Skin - Cell 2V03	Scale 1:1		Document type: EPB	Project nr: 22-16151	Page 1 / 1721
Modification	Date	Name	Original		Replacement of	Replaced by				

Parts list

F01_001

Device tag	Quantity	Designation	Type number	Supplier	Part number
=V1PZ1PF2-PF1	1	Signaling column connection element for pipe mounting incl. end cover and seal	8WD4408-0AA	SIE	SIE.8WD4408-0AA
=V1PZ1PF2-PF1	1	Tube with foot, tube length 100 mm, accessory for signaling columns 8WD44, D=70 mm	8WD4308-0DA	SIEMENS	SIE.8WD4308-0DA
=V1PZ1PF2-PF1	1	Signaling column multifunctional siren element different sounds can be set 24 V	8WD4420-0EA2		SIE.8WD4420-0EA2
=V1PZ1PF2-PF1	1	Signaling column continuous light element LED red, 24 V AC/DC	8WD4420-5AB	SIE	SIE.8WD4420-5AB
=V1PZ1PF2-PF1	1	Signaling column continuous light element LED green, 24 V AC/DC	8WD4420-5AC	SIE	SIE.8WD4420-5AC
=V1PZ1PF2-PF1	1	Signaling column continuous light element LED yellow, 24 V AC/DC	8WD4420-5AD	SIE	SIE.8WD4420-5AD
=V1PZ1PF2-PF1	1	Signaling column continuous light element LED blue, 24 V AC/DC	8WD4420-5AF	SIE	SIE.8WD4420-5AF
=V1PZ1PF2-UC01	1	Small enclosures KX	KX.1574000		RIT.1574000
=V1PZ1PF2-XD1	1	RECEPTACLE 1-1/8" MINIFAST 10P MALE 2M	RSF 106-2M/14.5/NPT/CS16486	TURCK	TUR.RSF 106-2M/14.5/NPT/CS16486

+.UC61/1

+.UC63/1

			Date	9/21/2022	Volvo Trucks North America	Valiant TMS	Parts list : SIE.8WD4408-0AA - TUR.RSF 106-2M/14.5/NPT/CS16486	Drawing name: =2V03&EFS_EL	= + V1UC62	
			Ed.	MKLEPADLO						
			Appr		P6700 Underbody Floor Skin - Cell 2V03	Scale 1:1		Document type: EPB	Project nr: 22-16151	Page 1 / 1721
Modification	Date	Name	Original		Replacement of / Replaced by					

Parts list

F01_001

Device tag	Quantity	Designation	Type number	Supplier	Part number
=V1PZ1PF3-PF1	1	Signaling column connection element for pipe mounting incl. end cover and seal	8WD4408-0AA	SIE	SIE.8WD4408-0AA
=V1PZ1PF3-PF1	1	Tube with foot, tube length 100 mm, accessory for signaling columns 8WD44, D=70 mm	8WD4308-0DA	SIEMENS	SIE.8WD4308-0DA
=V1PZ1PF3-PF1	1	Signaling column multifunctional siren element different sounds can be set 24 V	8WD4420-0EA2		SIE.8WD4420-0EA2
=V1PZ1PF3-PF1	1	Signaling column continuous light element LED red, 24 V AC/DC	8WD4420-5AB	SIE	SIE.8WD4420-5AB
=V1PZ1PF3-PF1	1	Signaling column continuous light element LED green, 24 V AC/DC	8WD4420-5AC	SIE	SIE.8WD4420-5AC
=V1PZ1PF3-PF1	1	Signaling column continuous light element LED yellow, 24 V AC/DC	8WD4420-5AD	SIE	SIE.8WD4420-5AD
=V1PZ1PF3-PF1	1	Signaling column continuous light element LED blue, 24 V AC/DC	8WD4420-5AF	SIE	SIE.8WD4420-5AF
=V1PZ1PF3-UC01	1	Small enclosures KX	KX.1574000		RIT.1574000
=V1PZ1PF3-XD1	1	RECEPTACLE 1-1/8" MINIFAST 10P MALE 2M	RSF 106-2M/14.5/NPT/CS16486	TURCK	TUR.RSF 106-2M/14.5/NPT/CS16486

Parts list

F01_001

Device tag	Quantity	Designation	Type number	Supplier	Part number
=V1PZ1PF4-PF1	1	Signaling column connection element for pipe mounting incl. end cover and seal	8WD4408-0AA	SIE	SIE.8WD4408-0AA
=V1PZ1PF4-PF1	1	Tube with foot, tube length 100 mm, accessory for signaling columns 8WD44, D=70 mm	8WD4308-0DA	SIEMENS	SIE.8WD4308-0DA
=V1PZ1PF4-PF1	1	Signaling column multifunctional siren element different sounds can be set 24 V	8WD4420-0EA2		SIE.8WD4420-0EA2
=V1PZ1PF4-PF1	1	Signaling column continuous light element LED red, 24 V AC/DC	8WD4420-5AB	SIE	SIE.8WD4420-5AB
=V1PZ1PF4-PF1	1	Signaling column continuous light element LED green, 24 V AC/DC	8WD4420-5AC	SIE	SIE.8WD4420-5AC
=V1PZ1PF4-PF1	1	Signaling column continuous light element LED yellow, 24 V AC/DC	8WD4420-5AD	SIE	SIE.8WD4420-5AD
=V1PZ1PF4-PF1	1	Signaling column continuous light element LED blue, 24 V AC/DC	8WD4420-5AF	SIE	SIE.8WD4420-5AF
=V1PZ1PF4-UC01	1	Small enclosures KX	KX.1574000		RIT.1574000
=V1PZ1PF4-XD1	1	RECEPTACLE 1-1/8" MINIFAST 10P MALE 2M	RSF 106-2M/14.5/NPT/CS16486	TURCK	TUR.RSF 106-2M/14.5/NPT/CS16486

+.UC63/1

+.UC65/1

			Date	9/21/2022	Volvo Trucks North America	Valiant TMS	Parts list : SIE.8WD4408-0AA - TUR.RSF 106-2M/14.5/NPT/CS16486	Drawing name: =2V03&EFS_EL	= + V1UC64	
			Ed.	MKLEPADLO						
			Appr		P6700 Underbody Floor Skin - Cell 2V03	Scale 1:1		Document type: EPB	Project nr: 22-16151	Page 1 / 1721
Modification	Date	Name	Original		Replacement of / Replaced by					

Parts list

F01_001

Device tag	Quantity	Designation	Type number	Supplier	Part number
=V1PZ1PF5-PF1	1	Signaling column connection element for pipe mounting incl. end cover and seal	8WD4408-0AA	SIE	SIE.8WD4408-0AA
=V1PZ1PF5-PF1	1	Tube with foot, tube length 100 mm, accessory for signaling columns 8WD44, D=70 mm	8WD4308-0DA	SIEMENS	SIE.8WD4308-0DA
=V1PZ1PF5-PF1	1	Signaling column multifunctional siren element different sounds can be set 24 V	8WD4420-0EA2		SIE.8WD4420-0EA2
=V1PZ1PF5-PF1	1	Signaling column continuous light element LED red, 24 V AC/DC	8WD4420-5AB	SIE	SIE.8WD4420-5AB
=V1PZ1PF5-PF1	1	Signaling column continuous light element LED green, 24 V AC/DC	8WD4420-5AC	SIE	SIE.8WD4420-5AC
=V1PZ1PF5-PF1	1	Signaling column continuous light element LED yellow, 24 V AC/DC	8WD4420-5AD	SIE	SIE.8WD4420-5AD
=V1PZ1PF5-PF1	1	Signaling column continuous light element LED blue, 24 V AC/DC	8WD4420-5AF	SIE	SIE.8WD4420-5AF
=V1PZ1PF5-UC01	1	Small enclosures KX	KX.1574000		RIT.1574000
=V1PZ1PF5-XD1	1	RECEPTACLE 1-1/8" MINIFAST 10P MALE 2M	RSF 106-2M/14.5/NPT/CS16486	TURCK	TUR.RSF 106-2M/14.5/NPT/CS16486

Parts list

F01_001

Device tag	Quantity	Designation	Type number	Supplier	Part number
=V1PZ1PF6-PF1	1	Signaling column connection element for pipe mounting incl. end cover and seal	8WD4408-0AA	SIE	SIE.8WD4408-0AA
=V1PZ1PF6-PF1	1	Tube with foot, tube length 100 mm, accessory for signaling columns 8WD44, D=70 mm	8WD4308-0DA	SIEMENS	SIE.8WD4308-0DA
=V1PZ1PF6-PF1	1	Signaling column multifunctional siren element different sounds can be set 24 V	8WD4420-0EA2		SIE.8WD4420-0EA2
=V1PZ1PF6-PF1	1	Signaling column continuous light element LED red, 24 V AC/DC	8WD4420-5AB	SIE	SIE.8WD4420-5AB
=V1PZ1PF6-PF1	1	Signaling column continuous light element LED green, 24 V AC/DC	8WD4420-5AC	SIE	SIE.8WD4420-5AC
=V1PZ1PF6-PF1	1	Signaling column continuous light element LED yellow, 24 V AC/DC	8WD4420-5AD	SIE	SIE.8WD4420-5AD
=V1PZ1PF6-PF1	1	Signaling column continuous light element LED blue, 24 V AC/DC	8WD4420-5AF	SIE	SIE.8WD4420-5AF
=V1PZ1PF6-UC01	1	Small enclosures KX	KX.1574000		RIT.1574000
=V1PZ1PF6-XD1	1	RECEPTACLE 1-1/8" MINIFAST 10P MALE 2M	RSF 106-2M/14.5/NPT/CS16486	TURCK	TUR.RSF 106-2M/14.5/NPT/CS16486

			Date	9/21/2022	Volvo Trucks North America	Valiant TMS	Parts list : SIE.8WD4408-0AA - TUR.RSF 106-2M/14.5/NPT/CS16486	Drawing name: =2V03&EFS_EL	= + V1UC66	
			Ed.	MKLEPADLO						
			Appr		P6700 Underbody Floor Skin - Cell 2V03	Scale 1:1		Document type: EPB	Project nr: 22-16151	Page 1 / 1721
Modification	Date	Name	Original		Replacement of	Replaced by				

Parts list

F01_001

Device tag	Quantity	Designation	Type number	Supplier	Part number
=V1PZ1PF7-PF1	1	Signaling column connection element for pipe mounting incl. end cover and seal	8WD4408-0AA	SIE	SIE.8WD4408-0AA
=V1PZ1PF7-PF1	1	Tube with foot, tube length 100 mm, accessory for signaling columns 8WD44, D=70 mm	8WD4308-0DA	SIEMENS	SIE.8WD4308-0DA
=V1PZ1PF7-PF1	1	Signaling column multifunctional siren element different sounds can be set 24 V	8WD4420-0EA2		SIE.8WD4420-0EA2
=V1PZ1PF7-PF1	1	Signaling column continuous light element LED red, 24 V AC/DC	8WD4420-5AB	SIE	SIE.8WD4420-5AB
=V1PZ1PF7-PF1	1	Signaling column continuous light element LED green, 24 V AC/DC	8WD4420-5AC	SIE	SIE.8WD4420-5AC
=V1PZ1PF7-PF1	1	Signaling column continuous light element LED yellow, 24 V AC/DC	8WD4420-5AD	SIE	SIE.8WD4420-5AD
=V1PZ1PF7-PF1	1	Signaling column continuous light element LED blue, 24 V AC/DC	8WD4420-5AF	SIE	SIE.8WD4420-5AF
=V1PZ1PF7-UC01	1	Small enclosures KX	KX.1574000		RIT.1574000
=V1PZ1PF7-XD1	1	RECEPTACLE 1-1/8" MINIFAST 10P MALE 2M	RSF 106-2M/14.5/NPT/CS16486	TURCK	TUR.RSF 106-2M/14.5/NPT/CS16486

Parts list

F01_001

Device tag	Quantity	Designation	Type number	Supplier	Part number
=V1PZ1PF8-PF1	1	Signaling column connection element for pipe mounting incl. end cover and seal	8WD4408-0AA	SIE	SIE.8WD4408-0AA
=V1PZ1PF8-PF1	1	Tube with foot, tube length 100 mm, accessory for signaling columns 8WD44, D=70 mm	8WD4308-0DA	SIEMENS	SIE.8WD4308-0DA
=V1PZ1PF8-PF1	1	Signaling column multifunctional siren element different sounds can be set 24 V	8WD4420-0EA2		SIE.8WD4420-0EA2
=V1PZ1PF8-PF1	1	Signaling column continuous light element LED red, 24 V AC/DC	8WD4420-5AB	SIE	SIE.8WD4420-5AB
=V1PZ1PF8-PF1	1	Signaling column continuous light element LED green, 24 V AC/DC	8WD4420-5AC	SIE	SIE.8WD4420-5AC
=V1PZ1PF8-PF1	1	Signaling column continuous light element LED yellow, 24 V AC/DC	8WD4420-5AD	SIE	SIE.8WD4420-5AD
=V1PZ1PF8-PF1	1	Signaling column continuous light element LED blue, 24 V AC/DC	8WD4420-5AF	SIE	SIE.8WD4420-5AF
=V1PZ1PF8-UC01	1	Small enclosures KX	KX.1574000		RIT.1574000
=V1PZ1PF8-XD1	1	RECEPTACLE 1-1/8" MINIFAST 10P MALE 2M	RSF 106-2M/14.5/NPT/CS16486	TURCK	TUR.RSF 106-2M/14.5/NPT/CS16486

0	1	2	3	4	5	6	7	8	9

Parts list

F01_001

Device tag	Quantity	Designation	Type number	Supplier	Part number
=V1PZ1PF9-PF1	1	Signaling column connection element for pipe mounting incl. end cover and seal	8WD4408-0AA	SIE	SIE.8WD4408-0AA
=V1PZ1PF9-PF1	1	Tube with foot, tube length 100 mm, accessory for signaling columns 8WD44, D=70 mm	8WD4308-0DA	SIEMENS	SIE.8WD4308-0DA
=V1PZ1PF9-PF1	1	Signaling column multifunctional siren element different sounds can be set 24 V	8WD4420-0EA2		SIE.8WD4420-0EA2
=V1PZ1PF9-PF1	1	Signaling column continuous light element LED red, 24 V AC/DC	8WD4420-5AB	SIE	SIE.8WD4420-5AB
=V1PZ1PF9-PF1	1	Signaling column continuous light element LED green, 24 V AC/DC	8WD4420-5AC	SIE	SIE.8WD4420-5AC
=V1PZ1PF9-PF1	1	Signaling column continuous light element LED yellow, 24 V AC/DC	8WD4420-5AD	SIE	SIE.8WD4420-5AD
=V1PZ1PF9-PF1	1	Signaling column continuous light element LED blue, 24 V AC/DC	8WD4420-5AF	SIE	SIE.8WD4420-5AF
=V1PZ1PF9-UC01	1	Small enclosures KX	KX.1574000		RIT.1574000
=V1PZ1PF9-XD1	1	RECEPTACLE 1-1/8" MINIFAST 10P MALE 2M	RSF 106-2M/14.5/NPT/CS16486	TURCK	TUR.RSF 106-2M/14.5/NPT/CS16486

+.UC68/1

+.UC71/1

			Date	9/21/2022	Volvo Trucks North America	Valiant TMS	Parts list : SIE.8WD4408-0AA - TUR.RSF 106-2M/14.5/NPT/CS16486	Drawing name: =2V03&EFS_EL	= + V1UC69
			Ed.	MKLEPADLO	P6700 Underbody Floor Skin - Cell 2V03				
			Appr					Document type: EPB	Project nr: 22-16151
Modification	Date	Name	Original		Replacement of / Replaced by	Scale 1:1			Page 1 / 1721

Parts list

F01_001

Device tag	Quantity	Designation	Type number	Supplier	Part number
=V1SF0SF1-SF1	1	Push-to-Stop, Twist-to-Release Electro-Mechanical Push Buttons	SSA-EBM Series	BANNER	BAN.SSA-EBM-12EB1Q8OTBB

+.UC69/1

+.UC72/1

			Date	9/21/2022	Volvo Trucks North America	Valiant TMS	Parts list : BAN.SSA-EBM-12EB1Q8OTBB - BAN.SSA-EBM-12EB1Q8OTBB	Drawing name: =2V03&EFS_EL	=	
			Ed.	MKLEPADLO					+ V1UC71	
			Appr		P6700 Underbody Floor Skin - Cell 2V03	Scale 1:1		Document type: EPB	Project nr: 22-16151	Page 1
Modification	Date	Name	Original		Replacement of / Replaced by					1721

Parts list

F01_001

Device tag	Quantity	Designation	Type number	Supplier	Part number
=V1SF0SF2-SF1	1	EMERGENCY STOP CE4T-10R-02	CE4T-10R-02	ABB	ABB.1SFA619550R1051
=V1SF0SF2-SF1	1	LEGEND PLATET KTC15-1005	KTC15-1005		ABB.1SFA616915R1005
=V1SF0SF2-SF2	1	CPM3-10Y-11 Mushroom Pushbutton	CPM3-10Y-11	ABB	ABB.1SFA619126R1073
=V1SF0SF2-SF3	1	MUSHROOM PUSHB CPM3-10B-11	CPM3-10B-11	ABB	ABB.1SFA619126R1076
=V1SF0SF2-UC01	1	Pushbutton Enclosure, Type 12, 4PB, 22.5mm holes, 10.00Hx3.25Wx2.75D, Gray, Steel	E4PBG	HOFFMAN	HOF.E4PBG
=V1SF0SF2-UC01	1	Hol-Sealers Hole Seal, 1.22" diameter, Gray, Steel	ASPBG	HOFFMAN	ASPBG
=V1SF0SF2-XD1	1	RECEPTACLE 1-1/8" MINIFAST 10P MALE 2M	RSF 126-2M/14.5/NPT/CS16488	TURCK	TUR.RSF 126-2M/14.5/NPT/CS16488

+.UC71/1

+.UC73/1

			Date	9/21/2022	Volvo Trucks North America	Valiant TMS	Parts list : ABB.1SFA619550R1051 - TUR.RSF 126-2M/14.5/NPT/CS16488	Drawing name: =2V03&EFS_EL	= + V1UC72	
			Ed.	MKLEPADLO	P6700 Underbody Floor Skin - Cell 2V03					
			Appr			Scale 1:1		Document type: EPB	Project nr: 22-16151	Page 1 / 1721
Modification	Date	Name	Original		Replacement of	Replaced by				

Parts list

F01_001

Device tag	Quantity	Designation	Type number	Supplier	Part number
=V1SF0SF3-SF1	1	EMERGENCY STOP CE4T-10R-02	CE4T-10R-02	ABB	ABB.1SFA619550R1051
=V1SF0SF3-SF1	1	LEGEND PLATET KTC15-1005	KTC15-1005		ABB.1SFA616915R1005
=V1SF0SF3-SF2	1	CPM3-10Y-11 Mushroom Pushbutton	CPM3-10Y-11	ABB	ABB.1SFA619126R1073
=V1SF0SF3-SF3	1	MUSHROOM PUSHB CPM3-10B-11	CPM3-10B-11	ABB	ABB.1SFA619126R1076
=V1SF0SF3-UC01	1	Pushbutton Enclosure, Type 12, 4PB, 22.5mm holes, 10.00Hx3.25Wx2.75D, Gray, Steel	E4PBG	HOFFMAN	HOF.E4PBG
=V1SF0SF3-UC01	1	Hol-Sealers Hole Seal, 1.22" diameter, Gray, Steel	ASPBG	HOFFMAN	ASPBG
=V1SF0SF3-XD1	1	RECEPTACLE 1-1/8" MINIFAST 10P MALE 2M	RSF 126-2M/14.5/NPT/CS16488	TURCK	TUR.RSF 126-2M/14.5/NPT/CS16488

+.UC72/1

+.UC74/1

			Date	9/21/2022	Volvo Trucks North America		Valiant TMS	Parts list : ABB.1SFA619550R1051 - TUR.RSF 126-2M/14.5/NPT/CS16488	Drawing name: =2V03&EFS_EL	= + V1UC73	
			Ed.	MKLEPADLO	P6700 Underbody Floor Skin - Cell 2V03						
			Appr				Scale 1:1		Document type: EPB	Project nr: 22-16151	Page 1 / 1721
Modification	Date	Name	Original		Replacement of	Replaced by					

Parts list

F01_001

Device tag	Quantity	Designation	Type number	Supplier	Part number
=V1SF0SF4-SF1	1	EMERGENCY STOP CE4T-10R-02	CE4T-10R-02	ABB	ABB.1SFA619550R1051
=V1SF0SF4-SF1	1	LEGEND PLATET KTC15-1005	KTC15-1005		ABB.1SFA616915R1005
=V1SF0SF4-SF2	1	CPM3-10Y-11 Mushroom Pushbutton	CPM3-10Y-11	ABB	ABB.1SFA619126R1073
=V1SF0SF4-SF3	1	MUSHROOM PUSHB CPM3-10B-11	CPM3-10B-11	ABB	ABB.1SFA619126R1076
=V1SF0SF4-UC01	1	Pushbutton Enclosure, Type 12, 4PB, 22.5mm holes, 10.00Hx3.25Wx2.75D, Gray, Steel	E4PBG	HOFFMAN	HOF.E4PBG
=V1SF0SF4-UC01	1	Hol-Sealers Hole Seal, 1.22" diameter, Gray, Steel	ASPBG	HOFFMAN	ASPBG
=V1SF0SF4-XD1	1	RECEPTACLE 1-1/8" MINIFAST 10P MALE 2M	RSF 126-2M/14.5/NPT/CS16488	TURCK	TUR.RSF 126-2M/14.5/NPT/CS16488

+.UC73/1

+.UC75/1

			Date	9/21/2022	Volvo Trucks North America		Valiant TMS	Parts list : ABB.1SFA619550R1051 - TUR.RSF 126-2M/14.5/NPT/CS16488	Drawing name: =2V03&EFS_EL	= + V1UC74	
			Ed.	MKLEPADLO	P6700 Underbody Floor Skin - Cell 2V03						
			Appr				Scale 1:1		Document type: EPB	Project nr: 22-16151	Page 1 / 1721
Modification	Date	Name	Original		Replacement of	Replaced by					

Parts list

F01_001

Device tag	Quantity	Designation	Type number	Supplier	Part number
=V1SF0SF5-SF1	1	EMERGENCY STOP CE4T-10R-02	CE4T-10R-02	ABB	ABB.1SFA619550R1051
=V1SF0SF5-SF1	1	LEGEND PLATET KTC15-1005	KTC15-1005		ABB.1SFA616915R1005
=V1SF0SF5-SF2	1	CPM3-10Y-11 Mushroom Pushbutton	CPM3-10Y-11	ABB	ABB.1SFA619126R1073
=V1SF0SF5-SF3	1	MUSHROOM PUSHB CPM3-10B-11	CPM3-10B-11	ABB	ABB.1SFA619126R1076
=V1SF0SF5-UC01	1	Pushbutton Enclosure, Type 12, 4PB, 22.5mm holes, 10.00Hx3.25Wx2.75D, Gray, Steel	E4PBG	HOFFMAN	HOF.E4PBG
=V1SF0SF5-UC01	1	Hol-Sealers Hole Seal, 1.22" diameter, Gray, Steel	ASPBG	HOFFMAN	ASPBG
=V1SF0SF5-XD1	1	RECEPTACLE 1-1/8" MINIFAST 10P MALE 2M	RSF 126-2M/14.5/NPT/CS16488	TURCK	TUR.RSF 126-2M/14.5/NPT/CS16488

+.UC74/1

+.UC76/1

			Date	9/21/2022	Volvo Trucks North America	Valiant TMS	Parts list : ABB.1SFA619550R1051 - TUR.RSF 126-2M/14.5/NPT/CS16488	Drawing name: =2V03&EFS_EL	= + V1UC75	
			Ed.	MKLEPADLO	P6700 Underbody Floor Skin - Cell 2V03					
			Appr			Scale 1:1		Document type: EPB	Project nr: 22-16151	Page 1 / 1721
Modification	Date	Name	Original		Replacement of	Replaced by				

Parts list

F01_001

Device tag	Quantity	Designation	Type number	Supplier	Part number
=V1SF0SF6-SF1	1	EMERGENCY STOP CE4T-10R-02	CE4T-10R-02	ABB	ABB.1SFA619550R1051
=V1SF0SF6-SF1	1	LEGEND PLATET KTC15-1005	KTC15-1005		ABB.1SFA616915R1005
=V1SF0SF6-SF2	1	CPM3-10Y-11 Mushroom Pushbutton	CPM3-10Y-11	ABB	ABB.1SFA619126R1073
=V1SF0SF6-SF3	1	MUSHROOM PUSHB CPM3-10B-11	CPM3-10B-11	ABB	ABB.1SFA619126R1076
=V1SF0SF6-UC01	1	Pushbutton Enclosure, Type 12, 4PB, 22.5mm holes, 10.00Hx3.25Wx2.75D, Gray, Steel	E4PBG	HOFFMAN	HOF.E4PBG
=V1SF0SF6-UC01	1	Hol-Sealers Hole Seal, 1.22" diameter, Gray, Steel	ASPBG	HOFFMAN	ASPBG
=V1SF0SF6-XD1	1	RECEPTACLE 1-1/8" MINIFAST 10P MALE 2M	RSF 126-2M/14.5/NPT/CS16488	TURCK	TUR.RSF 126-2M/14.5/NPT/CS16488

+.UC75/1

+.UC77/1

			Date	9/21/2022	Volvo Trucks North America		Valiant TMS	Parts list : ABB.1SFA619550R1051 - TUR.RSF 126-2M/14.5/NPT/CS16488	Drawing name: =2V03&EFS_EL	= + V1UC76	
			Ed.	MKLEPADLO	P6700 Underbody Floor Skin - Cell 2V03						
			Appr				Scale 1:1		Document type: EPB	Project nr: 22-16151	Page 1 / 1721
Modification	Date	Name	Original		Replacement of	Replaced by					

Parts list

F01_001

Device tag	Quantity	Designation	Type number	Supplier	Part number
=V1SF0SF7-SF1	1	EMERGENCY STOP CE4T-10R-02	CE4T-10R-02	ABB	ABB.1SFA619550R1051
=V1SF0SF7-SF1	1	LEGEND PLATET KTC15-1005	KTC15-1005		ABB.1SFA616915R1005
=V1SF0SF7-SF2	1	CPM3-10Y-11 Mushroom Pushbutton	CPM3-10Y-11	ABB	ABB.1SFA619126R1073
=V1SF0SF7-SF3	1	MUSHROOM PUSHB CPM3-10B-11	CPM3-10B-11	ABB	ABB.1SFA619126R1076
=V1SF0SF7-UC01	1	Pushbutton Enclosure, Type 12, 4PB, 22.5mm holes, 10.00Hx3.25Wx2.75D, Gray, Steel	E4PBG	HOFFMAN	HOF.E4PBG
=V1SF0SF7-UC01	1	Hol-Sealers Hole Seal, 1.22" diameter, Gray, Steel	ASPBG	HOFFMAN	ASPBG
=V1SF0SF7-XD1	1	RECEPTACLE 1-1/8" MINIFAST 10P MALE 2M	RSF 126-2M/14.5/NPT/CS16488	TURCK	TUR.RSF 126-2M/14.5/NPT/CS16488

+.UC76/1

+.UC78/1

			Date	9/21/2022	Volvo Trucks North America		Valiant TMS	Parts list : ABB.1SFA619550R1051 - TUR.RSF 126-2M/14.5/NPT/CS16488	Drawing name: =2V03&EFS_EL	= + V1UC77	
			Ed.	MKLEPADLO	P6700 Underbody Floor Skin - Cell 2V03						
			Appr				Scale 1:1		Document type: EPB	Project nr: 22-16151	Page 1 / 1721
Modification	Date	Name	Original		Replacement of	Replaced by					

Parts list

F01_001

Device tag	Quantity	Designation	Type number	Supplier	Part number
=V1SF0SF8-SF1	1	EMERGENCY STOP CE4T-10R-02	CE4T-10R-02	ABB	ABB.1SFA619550R1051
=V1SF0SF8-SF1	1	LEGEND PLATET KTC15-1005	KTC15-1005		ABB.1SFA616915R1005
=V1SF0SF8-SF2	1	CPM3-10Y-11 Mushroom Pushbutton	CPM3-10Y-11	ABB	ABB.1SFA619126R1073
=V1SF0SF8-SF3	1	MUSHROOM PUSHB CPM3-10B-11	CPM3-10B-11	ABB	ABB.1SFA619126R1076
=V1SF0SF8-UC01	1	Pushbutton Enclosure, Type 12, 4PB, 22.5mm holes, 10.00Hx3.25Wx2.75D, Gray, Steel	E4PBG	HOFFMAN	HOF.E4PBG
=V1SF0SF8-UC01	1	Hol-Sealers Hole Seal, 1.22" diameter, Gray, Steel	ASPBG	HOFFMAN	ASPBG
=V1SF0SF8-XD1	1	RECEPTACLE 1-1/8" MINIFAST 10P MALE 2M	RSF 126-2M/14.5/NPT/CS16488	TURCK	TUR.RSF 126-2M/14.5/NPT/CS16488

+.UC77/1

+.UC79/1

			Date	9/21/2022	Volvo Trucks North America		Valiant TMS	Parts list : ABB.1SFA619550R1051 - TUR.RSF 126-2M/14.5/NPT/CS16488	Drawing name: =2V03&EFS_EL	= + V1UC78	
			Ed.	MKLEPADLO	P6700 Underbody Floor Skin - Cell 2V03						
			Appr				Scale 1:1		Document type: EPB	Project nr: 22-16151	Page 1 / 1721
Modification	Date	Name	Original		Replacement of	Replaced by					

Parts list

F01_001

Device tag	Quantity	Designation	Type number	Supplier	Part number
=V1SF0SF9-SF1	1	EMERGENCY STOP CE4T-10R-02	CE4T-10R-02	ABB	ABB.1SFA619550R1051
=V1SF0SF9-SF1	1	LEGEND PLATET KTC15-1005	KTC15-1005		ABB.1SFA616915R1005
=V1SF0SF9-SF2	1	CPM3-10Y-11 Mushroom Pushbutton	CPM3-10Y-11	ABB	ABB.1SFA619126R1073
=V1SF0SF9-SF3	1	MUSHROOM PUSHB CPM3-10B-11	CPM3-10B-11	ABB	ABB.1SFA619126R1076
=V1SF0SF9-UC01	1	Pushbutton Enclosure, Type 12, 4PB, 22.5mm holes, 10.00Hx3.25Wx2.75D, Gray, Steel	E4PBG	HOFFMAN	HOF.E4PBG
=V1SF0SF9-UC01	1	Hol-Sealers Hole Seal, 1.22" diameter, Gray, Steel	ASPBG	HOFFMAN	ASPBG
=V1SF0SF9-XD1	1	RECEPTACLE 1-1/8" MINIFAST 10P MALE 2M	RSF 126-2M/14.5/NPT/CS16488	TURCK	TUR.RSF 126-2M/14.5/NPT/CS16488

+.UC78/1

+.UC161/1

			Date	9/21/2022	Volvo Trucks North America		Valiant TMS	Parts list : ABB.1SFA619550R1051 - TUR.RSF 126-2M/14.5/NPT/CS16488	Drawing name: =2V03&EFS_EL	= + V1UC79	
			Ed.	MKLEPADLO	P6700 Underbody Floor Skin - Cell 2V03						
			Appr				Scale 1:1		Document type: EPB	Project nr: 22-16151	Page 1 / 1721
Modification	Date	Name	Original		Replacement of	Replaced by					

0	1	2	3	4	5	6	7	8	9

Parts list

F01_001

Device tag	Quantity	Designation	Type number	Supplier	Part number
=V1WC2-XG1	1	3P DISTRIBUTION BLOCK 2 LINE / 6 LOAD	CPB-E2G06-03	SYNDEVCO	CPB-E2G06-03
=V1WC2-XG2	1	3P GROUND BLOCK 2 LINE / 6 LOAD	HCG-E2G06	SYNDEVCO	HCG-E2G06
=WC1-WC1	1	Golvskåp TS 8 sidskåp	TS8	RIT	RIT.SETS8205SID5
=WC1-WC1	1	TS Trim panel, sides, H: 100 mm, for W: 500 mm, RAL 7022, sheet steel	TS.8601050	RIT	RIT.8601050
=WC1-WC1	1	TS Base/plinth component, rear, H: 100 mm, for W: 1200 mm, RAL 7022, sheet steel	TS.8601200	RIT	RIT.8601200
=WC1-WC1	1	TS Side panel, screw-fastened, for TS, TS IT, for WD: 2000x500 mm, Sheet steel	TS.8105235	RIT	RIT.8105235
=WC1-WC1	1	PS Wiring plan pockets, for TS, CM, SE, PC, TP pedestal, sheet steel	TS.4115000	RIT	RIT.4115000

Parts list

F01_001

Device tag	Quantity	Designation	Type number	Supplier	Part number
=V1WC2-XG1	1	3P DISTRIBUTION BLOCK 1 LINE / 4 LOAD	MB-231-03	SYNDEVCO	MB-231-03
=V1WC2-XG2	1	3P GROUND BLOCK 3 LINE / 3 LOAD	STGS-3D-3D	SYNDEVCO	STGS-3D-3D
=WC1-WC1	1	Golvskåp TS 8 sidskåp	TS8	RIT	RIT.SETS8205SID5
=WC1-WC1	1	TS Trim panel, sides, H: 100 mm, for W: 500 mm, RAL 7022, sheet steel	TS.8601050	RIT	RIT.8601050
=WC1-WC1	1	TS Base/plinth component, rear, H: 100 mm, for W: 1200 mm, RAL 7022, sheet steel	TS.8601200	RIT	RIT.8601200
=WC1-WC1	1	TS Side panel, screw-fastened, for TS, TS IT, for WD: 2000x500 mm, Sheet steel	TS.8105235	RIT	RIT.8105235
=WC1-WC1	1	PS Wiring plan pockets, for TS, CM, SE, PC, TP pedestal, sheet steel	TS.4115000	RIT	RIT.4115000

+.UC161/1

+.UC163/1

			Date	9/21/2022	Volvo Trucks North America		Valiant TMS	Parts list : MB-231-03 - RIT.4115000	Drawing name: =2V03&EFS_EL	=	
			Ed.	MKLEPADLO						+ V1UC162	
			Appr		P6700 Underbody Floor Skin - Cell 2V03				Document type: EPB	Project nr: 22-16151	Page 1
Modification	Date	Name	Original		Replacement of	Replaced by	Scale 1:1				1721

Parts list

F01_001

Device tag	Quantity	Designation	Type number	Supplier	Part number
=V1WC2-XG1	1	3P DISTRIBUTION BLOCK 2 LINE / 6 LOAD	CPB-E2G06-03	SYNDEVCO	CPB-E2G06-03
=V1WC2-XG2	1	3P GROUND BLOCK 2 LINE / 6 LOAD	HCG-E2G06	SYNDEVCO	HCG-E2G06
=WC1-WC1	1	Golvskåp TS 8 sidskåp	TS8	RIT	RIT.SETS8205SID5
=WC1-WC1	1	TS Trim panel, sides, H: 100 mm, for W: 500 mm, RAL 7022, sheet steel	TS.8601050	RIT	RIT.8601050
=WC1-WC1	1	TS Base/plinth component, rear, H: 100 mm, for W: 1200 mm, RAL 7022, sheet steel	TS.8601200	RIT	RIT.8601200
=WC1-WC1	1	TS Side panel, screw-fastened, for TS, TS IT, for WD: 2000x500 mm, Sheet steel	TS.8105235	RIT	RIT.8105235
=WC1-WC1	1	PS Wiring plan pockets, for TS, CM, SE, PC, TP pedestal, sheet steel	TS.4115000	RIT	RIT.4115000

+.UC162/1 +.UN1/1

			Date	9/21/2022	Volvo Trucks North America		Valiant TMS	Parts list : CPB-E2G06-03 - RIT.4115000	Drawing name: =2V03&EFS_EL	=	
			Ed.	MKLEPADLO						+ V1UC163	
			Appr		P6700 Underbody Floor Skin - Cell 2V03				Document type: EPB	Project nr: 22-16151	Page 1
Modification	Date	Name	Original		Replacement of	Replaced by	Scale 1:1				1721

Parts list

F01_001

Device tag	Quantity	Designation	Type number	Supplier	Part number
=V1UN1BG0-BG01	1	Discrete Q4X: Proximity Mode	Q4XTKLAF600-Q8	BANNER	BAN.801918
=V1UN1BG0-BG02	1	Discrete Q4X: Proximity Mode	Q4XTKLAF600-Q8	BANNER	BAN.801918
=V1UN1BG0-BG03	1	Inductive sensor With WeldGuard™ coating	BI20U-CA40-AP6X2-H1141/S1590W/BS2.0	TURCK	TUR.BI20U-CA40-AP6X2-H1141/S1590W/BS2.0
=V1UN1BG0-BG04	1	Inductive sensor With WeldGuard™ coating	BI20U-CA40-AP6X2-H1141/S1590W/BS2.0	TURCK	TUR.BI20U-CA40-AP6X2-H1141/S1590W/BS2.0
=V1UN1BG0-BG05	1	Inductive sensor With WeldGuard™ coating	BI20U-CA40-AP6X2-H1141/S1590W/BS2.0	TURCK	TUR.BI20U-CA40-AP6X2-H1141/S1590W/BS2.0
=V1UN1BG0-BG06	1	Inductive sensor With WeldGuard™ coating	BI20U-CA40-AP6X2-H1141/S1590W/BS2.0	TURCK	TUR.BI20U-CA40-AP6X2-H1141/S1590W/BS2.0
=V1UN1BG0-XG1/2	1	Y splitter	U2-30676	TURCK	TUR.VB2-FSM 4.4/2FKM 4/S3450
=V1UN1BG0-XG3/4	1	Y splitter	U2-30676	TURCK	TUR.VB2-FSM 4.4/2FKM 4/S3450
=V1UN1BG0-XG5/6	1	Y splitter	U2-30676	TURCK	TUR.VB2-FSM 4.4/2FKM 4/S3450
=V1UN1KF1-KF1.11	1	MVK-MPNIO DI8 DO8 FSU	MVK-MPNIO DI8 DO8 FSU	MURR	MURR.55339
=V1UN1PF1-PF1	1	K50L Series Daylight Visible Indicators	K50L2RGB7QP	BANNER	BAN.805371
=V1UN1PF1-PF1	1	Mounting kit	SMB30A	BANNER	BAN.32723
=V1UN1FQ1-BG02	1	NEMA Limit Switch - NEMA Type 4 & 13 Oiltight Construction	802T-AMP	A-B	A-B.802T-AMP

+.UC163/1

+.UQ51/1

			Date	11/29/2022	Volvo Trucks North America		Valiant TMS	Parts list : BAN.801918 - A-B.802T-AMP	Drawing name: =2V03&EFS_EL	=	
			Ed.	KMAFFRE						+ V1UN1	
			Appr		P6700 Underbody Floor Skin - Cell 2V03				Document type: EPB	Project nr: 22-16151	Page 1
Modification	Date	Name	Original		Replacement of	Replaced by	Scale 1:1				1721

Parts list

F01_001

Device tag	Quantity	Designation	Type number	Supplier	Part number
=V1UQ51BG0-BG01	1	Inductive sensor With WeldGuard™ coating	BI20U-CA40-AP6X2-H1141/S1590W/BS2.0	TURCK	TUR.BI20U-CA40-AP6X2-H1141/S1590W/BS2.0
=V1UQ51BG0-BG02	1	Inductive sensor With WeldGuard™ coating	BI20U-CA40-AP6X2-H1141/S1590W/BS2.0	TURCK	TUR.BI20U-CA40-AP6X2-H1141/S1590W/BS2.0
=V1UQ51BG0-BG03	1	Inductive sensor With WeldGuard™ coating	BI20U-CA40-AP6X2-H1141/S1590W/BS2.0	TURCK	TUR.BI20U-CA40-AP6X2-H1141/S1590W/BS2.0
=V1UQ51BG0-XG1/2	1	Y splitter	U2-30676	TURCK	TUR.VB2-FSM 4.4/2FKM 4/S3450
=V1UQ51KF1-KF1	0	Bus node	CPX-FB33	FES	FES.548755
=V1UQ51KF1-KF1	0	Interlinking block	CPX-M-GE-EV-S-7/8-5POL	FES	FES.550208
=V1UQ51KF1-KF1.11	0	Manifold block	CPX-M-AB-8-M12X2-5POL	FES	FES.549335
=V1UQ51KF1-KF1.12	0	Manifold block	CPX-M-AB-8-M12X2-5POL	FES	FES.549335
=V1UQ51KF2-KF2	0	Bus node	CPX-FB33	FES	FES.548755
=V1UQ51KF2-KF2	0	Interlinking block	CPX-M-GE-EV-S-7/8-5POL	FES	FES.550208
=V1UQ51KF2-KF2.11	0	Manifold block	CPX-M-AB-8-M12X2-5POL	FES	FES.549335
=V1UQ51KF2-KF2.12	0	Manifold block	CPX-M-AB-8-M12X2-5POL	FES	FES.549335
=V1UQ51WC4-XG51	1	TEE, 5-PIN MINI, STANDARD KEYWAY	U2109-9	TURCK	TUR.RSM-2RKM 50

Parts list

F01_001

Device tag	Quantity	Designation	Type number	Supplier	Part number
=V1UQ51UQ1.1-BGS/R	1	Inductive sensor Monitoring Kit for Power Clamps	WWS001A	WELKER	WELKER.WWS001A

+V1UQ51/1

+.UQ51UQ2.1/1

			Date	9/21/2022	Volvo Trucks North America		Valiant TMS	Parts list : WELKER.WWS001A - WELKER.WWS001A	Drawing name: =2V03&EFS_EL	= + V1UQ51UQ1.1	
			Ed.	MKLEPADLO							
			Appr		P6700 Underbody Floor Skin - Cell 2V03		Scale 1:1		Document type: EPB	Project nr: 22-16151	Page 1
Modification	Date	Name	Original		Replacement of	Replaced by					1721

Parts list

F01_001

Device tag	Quantity	Designation	Type number	Supplier	Part number
=V1UQ51UQ2.1-BGS/R	1	Inductive sensor Monitoring Kit for Power Clamps	WWS001A	WELKER	WELKER.WWS001A

+.UQ51UQ1.1/1

+.UQ51UQ3.1/1

			Date	9/21/2022	Volvo Trucks North America		Valiant TMS	Parts list : WELKER.WWS001A - WELKER.WWS001A	Drawing name: =2V03&EFS_EL	=	
			Ed.	MKLEPADLO						+ V1UQ51UQ2.1	
			Appr		P6700 Underbody Floor Skin - Cell 2V03				Document type: EPB	Project nr: 22-16151	Page 1
Modification	Date	Name	Original		Replacement of	Replaced by	Scale 1:1				1721

Parts list

F01_001

Device tag	Quantity	Designation	Type number	Supplier	Part number
=V1UQ51UQ3.1-BGS/R	1	Inductive sensor Monitoring Kit for Power Clamps	WWS001A	WELKER	WELKER.WWS001A

+.UQ51UQ2.1/1

+.UQ51UQ4.1/1

			Date	9/21/2022	Volvo Trucks North America		Valiant TMS	Parts list : WELKER.WWS001A - WELKER.WWS001A	Drawing name: =2V03&EFS_EL	=	
			Ed.	MKLEPADLO						+ V1UQ51UQ3.1	
			Appr		P6700 Underbody Floor Skin - Cell 2V03				Document type: EPB	Project nr: 22-16151	Page 1
Modification	Date	Name	Original		Replacement of	Replaced by	Scale 1:1				1721

Parts list

F01_001

Device tag	Quantity	Designation	Type number	Supplier	Part number
=V1UQ51UQ4.1-BGS/R	1	Inductive sensor Monitoring Kit for Power Clamps	WWS001A	WELKER	WELKER.WWS001A

+.UQ51UQ3.1/1

+.UQ51UQ5.1/1

			Date	9/21/2022	Volvo Trucks North America		Valiant TMS	Parts list : WELKER.WWS001A - WELKER.WWS001A	Drawing name: =2V03&EFS_EL	=	
			Ed.	MKLEPADLO						+ V1UQ51UQ4.1	
			Appr		P6700 Underbody Floor Skin - Cell 2V03				Document type: EPB	Project nr: 22-16151	Page 1
Modification	Date	Name	Original		Replacement of	Replaced by	Scale 1:1				1721

Parts list

F01_001

Device tag	Quantity	Designation	Type number	Supplier	Part number
=V1UQ51UQ5.1-BGS/R	1	Inductive sensor Monitoring Kit for Power Clamps	WWS001A	WELKER	WELKER.WWS001A

+.UQ51UQ4.1/1

+.UQ51UQ6.1/1

			Date	9/21/2022	Volvo Trucks North America		Valiant TMS	Parts list : WELKER.WWS001A - WELKER.WWS001A	Drawing name: =2V03&EFS_EL	=	
			Ed.	MKLEPADLO						+ V1UQ51UQ5.1	
			Appr		P6700 Underbody Floor Skin - Cell 2V03				Document type: EPB	Project nr: 22-16151	Page 1
Modification	Date	Name	Original		Replacement of	Replaced by	Scale 1:1				1721

Parts list

F01_001

Device tag	Quantity	Designation	Type number	Supplier	Part number
=V1UQ51UQ6.1-BGS/R	1	Inductive sensor Monitoring Kit for Power Clamps	1324638	TUNKERS	TUN.1324638

+.UQ51UQ5.1/1

+.UQ51UQ6.2/1

			Date	9/21/2022	Volvo Trucks North America	Valiant TMS	Parts list : TUN.1324638 - TUN.1324638	Drawing name: =2V03&EFS_EL	=		
			Ed.	MKLEPADLO					+ V1UQ51UQ6.1		
			Appr		P6700 Underbody Floor Skin - Cell 2V03			Document type: EPB	Project nr: 22-16151	Page	1
Modification	Date	Name	Original		Replacement of / Replaced by	Scale 1:1					1721

Parts list

F01_001

Device tag	Quantity	Designation	Type number	Supplier	Part number
=V1UQ51UQ6.2-BGS/R	1	Inductive sensor Monitoring Kit for Power Clamps	1324638	TUNKERS	TUN.1324638

+.UQ51UQ6.1/1

+.UQ51UQ6.3/1

			Date	9/21/2022	Volvo Trucks North America		Valiant TMS	Parts list : TUN.1324638 - TUN.1324638	Drawing name: =2V03&EFS_EL	=	
			Ed.	MKLEPADLO						+ V1UQ51UQ6.2	
			Appr		P6700 Underbody Floor Skin - Cell 2V03				Document type: EPB	Project nr: 22-16151	Page 1
Modification	Date	Name	Original		Replacement of	Replaced by	Scale 1:1				1721

Parts list

F01_001

Device tag	Quantity	Designation	Type number	Supplier	Part number
=V1UQ51UQ6.3-BGS/R	1	Inductive sensor Monitoring Kit for Power Clamps	1324638	TUNKERS	TUN.1324638

+.UQ51UQ6.2/1

+.UQ51UQ6.4/1

			Date	9/21/2022	Volvo Trucks North America		Valiant TMS	Parts list : TUN.1324638 - TUN.1324638	Drawing name: =2V03&EFS_EL	=	
			Ed.	MKLEPADLO						+ V1UQ51UQ6.3	
			Appr		P6700 Underbody Floor Skin - Cell 2V03				Document type: EPB	Project nr: 22-16151	Page 1
Modification	Date	Name	Original		Replacement of	Replaced by	Scale 1:1				1721

Parts list

F01_001

Device tag	Quantity	Designation	Type number	Supplier	Part number
=V1UQ51UQ6.4-BGS/R	1	Inductive sensor Monitoring Kit for Power Clamps	1324638	TUNKERS	TUN.1324638

			Date	9/21/2022	Volvo Trucks North America		Valiant TMS	Parts list : TUN.1324638 - TUN.1324638	Drawing name: =2V03&EFS_EL	=	
			Ed.	MKLEPADLO						+ V1UQ51UQ6.4	
			Appr		P6700 Underbody Floor Skin - Cell 2V03				Document type: EPB	Project nr: 22-16151	Page 1
Modification	Date	Name	Original		Replacement of	Replaced by	Scale 1:1				1721

Parts list

F01_001

Device tag	Quantity	Designation	Type number	Supplier	Part number
=V1UQ51UQ6.5-BGS/R	1	Inductive sensor Monitoring Kit for Power Clamps	1324638	TUNKERS	TUN.1324638

Parts list

F01_001

Device tag	Quantity	Designation	Type number	Supplier	Part number
=V1UQ51UQ6.6-BGS/R	1	Inductive sensor Monitoring Kit for Power Clamps	1324638	TUNKERS	TUN.1324638

			Date	9/21/2022	Volvo Trucks North America		Valiant TMS	Parts list : TUN.1324638 - TUN.1324638	Drawing name: =2V03&EFS_EL	=	
			Ed.	MKLEPADLO						+ V1UQ51UQ6.6	
			Appr		P6700 Underbody Floor Skin - Cell 2V03				Document type: EPB	Project nr: 22-16151	Page 1
Modification	Date	Name	Original		Replacement of	Replaced by	Scale 1:1				1721

Parts list

F01_001

Device tag	Quantity	Designation	Type number	Supplier	Part number
=V1UQ51UQ7.1-BGS/R	1	Inductive sensor Monitoring Kit for Power Clamps	1324638	TUNKERS	TUN.1324638

+.UQ51UQ6.6/1

+.UQ51UQ7.2/1

			Date	9/21/2022	Volvo Trucks North America		Valiant TMS	Parts list : TUN.1324638 - TUN.1324638	Drawing name: =2V03&EFS_EL	=	
			Ed.	MKLEPADLO						+ V1UQ51UQ7.1	
			Appr		P6700 Underbody Floor Skin - Cell 2V03		Scale 1:1		Document type: EPB	Project nr: 22-16151	Page 1
Modification	Date	Name	Original		Replacement of	Replaced by					1721

Parts list

F01_001

Device tag	Quantity	Designation	Type number	Supplier	Part number
=V1UQ51UQ7.2-BGS/R	1	Inductive sensor Monitoring Kit for Power Clamps	1324638	TUNKERS	TUN.1324638

+.UQ51UQ7.1/1

+.UQ51UQ7.3/1

			Date	9/21/2022	Volvo Trucks North America		Valiant TMS	Parts list : TUN.1324638 - TUN.1324638	Drawing name: =2V03&EFS_EL	=	
			Ed.	MKLEPADLO						+ V1UQ51UQ7.2	
			Appr		P6700 Underbody Floor Skin - Cell 2V03				Document type: EPB	Project nr: 22-16151	Page 1
Modification	Date	Name	Original		Replacement of	Replaced by	Scale 1:1				1721

Parts list

F01_001

Device tag	Quantity	Designation	Type number	Supplier	Part number
=V1UQ51UQ7.3-BGS/R	1	Inductive sensor Monitoring Kit for Power Clamps	1324638	TUNKERS	TUN.1324638

+.UQ51UQ7.2/1

+.UQ51UQ8.1/1

			Date	9/21/2022	Volvo Trucks North America		Valiant TMS	Parts list : TUN.1324638 - TUN.1324638	Drawing name: =2V03&EFS_EL	=	
			Ed.	MKLEPADLO						+ V1UQ51UQ7.3	
			Appr		P6700 Underbody Floor Skin - Cell 2V03		Scale 1:1		Document type: EPB	Project nr: 22-16151	Page 1
Modification	Date	Name	Original		Replacement of	Replaced by					1721

Parts list

F01_001

Device tag	Quantity	Designation	Type number	Supplier	Part number
=V1UQ51UQ8.1-BGS/R	1	Inductive sensor Monitoring Kit for Power Clamps	1324638	TUNKERS	TUN.1324638

+.UQ51UQ7.3/1

+.UQ51UQ8.2/1

			Date	9/21/2022	Volvo Trucks North America	Valiant TMS	Parts list : TUN.1324638 - TUN.1324638	Drawing name: =2V03&EFS_EL	=	
			Ed.	MKLEPADLO					+ V1UQ51UQ8.1	
			Appr		P6700 Underbody Floor Skin - Cell 2V03	Scale 1:1		Document type: EPB	Project nr: 22-16151	Page 1
Modification	Date	Name	Original		Replacement of / Replaced by					1721

Parts list

F01_001

Device tag	Quantity	Designation	Type number	Supplier	Part number
=V1UQ51UQ8.2-BGS/R	1	Inductive sensor Monitoring Kit for Power Clamps	1324638	TUNKERS	TUN.1324638

			Date	9/21/2022	Volvo Trucks North America		Valiant TMS	Parts list : TUN.1324638 - TUN.1324638	Drawing name: =2V03&EFS_EL	=	
			Ed.	MKLEPADLO						+ V1UQ51UQ8.2	
			Appr		P6700 Underbody Floor Skin - Cell 2V03				Document type: EPB	Project nr: 22-16151	Page 1
Modification	Date	Name	Original		Replacement of	Replaced by	Scale 1:1				1721

Parts list

F01_001

Device tag	Quantity	Designation	Type number	Supplier	Part number
=V1UQ51UQ8.3-BGS/R	1	Inductive sensor Monitoring Kit for Power Clamps	1324638	TUNKERS	TUN.1324638

+.UQ51UQ8.2/1

+.UQ51UQ8.4/1

			Date	9/21/2022	Volvo Trucks North America		Valiant TMS	Parts list : TUN.1324638 - TUN.1324638	Drawing name: =2V03&EFS_EL	=	
			Ed.	MKLEPADLO						+ V1UQ51UQ8.3	
			Appr		P6700 Underbody Floor Skin - Cell 2V03				Document type: EPB	Project nr: 22-16151	Page 1
Modification	Date	Name	Original		Replacement of	Replaced by	Scale 1:1				1721

Parts list

F01_001

Device tag	Quantity	Designation	Type number	Supplier	Part number
=V1UQ51UQ8.4-BGS/R	1	Inductive sensor Monitoring Kit for Power Clamps	1324638	TUNKERS	TUN.1324638

+.UQ51UQ8.3/1

+.UQ51UQ9.1/1

			Date	9/21/2022	Volvo Trucks North America		Valiant TMS	Parts list : TUN.1324638 - TUN.1324638	Drawing name: =2V03&EFS_EL	=	
			Ed.	MKLEPADLO						+ V1UQ51UQ8.4	
			Appr		P6700 Underbody Floor Skin - Cell 2V03				Document type: EPB	Project nr: 22-16151	Page 1
Modification	Date	Name	Original		Replacement of	Replaced by	Scale 1:1				1721

Parts list

F01_001

Device tag	Quantity	Designation	Type number	Supplier	Part number
=V1UQ51UQ9.1-BGS/R	1	Inductive sensor Monitoring Kit for Power Clamps	1324638	TUNKERS	TUN.1324638

+.UQ51UQ8.4/1

+.UQ51UQ9.2/1

			Date	9/21/2022	Volvo Trucks North America		Valiant TMS	Parts list : TUN.1324638 - TUN.1324638	Drawing name: =2V03&EFS_EL	=	
			Ed.	MKLEPADLO						+ V1UQ51UQ9.1	
			Appr		P6700 Underbody Floor Skin - Cell 2V03				Document type: EPB	Project nr: 22-16151	Page 1
Modification	Date	Name	Original		Replacement of	Replaced by	Scale 1:1				1721

Parts list

F01_001

Device tag	Quantity	Designation	Type number	Supplier	Part number
=V1UQ51UQ9.2-BGS/R	1	Inductive sensor Monitoring Kit for Power Clamps	1324638	TUNKERS	TUN.1324638

+.UQ51UQ9.1/1

+.UQ51UQ10.1/1

			Date	9/21/2022	Volvo Trucks North America	Valiant TMS	Parts list : TUN.1324638 - TUN.1324638	Drawing name: =2V03&EFS_EL	=	
			Ed.	MKLEPADLO					+ V1UQ51UQ9.2	
			Appr		P6700 Underbody Floor Skin - Cell 2V03			Document type: EPB	Project nr: 22-16151	Page 1
Modification	Date	Name	Original		Replacement of / Replaced by	Scale 1:1				1721

Parts list

F01_001

Device tag	Quantity	Designation	Type number	Supplier	Part number
=V1UQ51UQ10.1-BGS/R	1	Inductive sensor Monitoring Kit for Power Clamps	1324638	TUNKERS	TUN.1324638

			Date	9/21/2022	Volvo Trucks North America		Valiant TMS	Parts list : TUN.1324638 - TUN.1324638	Drawing name: =2V03&EFS_EL	=	
			Ed.	MKLEPADLO						+ V1UQ51UQ10.1	
			Appr		P6700 Underbody Floor Skin - Cell 2V03		Scale 1:1		Document type: EPB	Project nr: 22-16151	Page 1
Modification	Date	Name	Original		Replacement of	Replaced by					1721

Parts list

F01_001

Device tag	Quantity	Designation	Type number	Supplier	Part number
=V1UQ51UQ10.2-BGS/R	1	Inductive sensor Monitoring Kit for Power Clamps	1324638	TUNKERS	TUN.1324638

+.UQ51UQ10.1/1

+.UQ51UQ10.3/1

			Date	9/21/2022	Volvo Trucks North America		Valiant TMS	Parts list : TUN.1324638 - TUN.1324638	Drawing name: =2V03&EFS_EL	=	
			Ed.	MKLEPADLO						+ V1UQ51UQ10.2	
			Appr		P6700 Underbody Floor Skin - Cell 2V03				Document type: EPB	Project nr: 22-16151	Page 1
Modification	Date	Name	Original		Replacement of	Replaced by	Scale 1:1				1721

Parts list

F01_001

Device tag	Quantity	Designation	Type number	Supplier	Part number
=V1UQ51UQ10.3-BGS/R	1	Inductive sensor Monitoring Kit for Power Clamps	1324638	TUNKERS	TUN.1324638

+.UQ51UQ10.2/1

+.UQ51UQ11.1/1

			Date	9/21/2022	Volvo Trucks North America		Valiant TMS	Parts list : TUN.1324638 - TUN.1324638	Drawing name: =2V03&EFS_EL	=	
			Ed.	MKLEPADLO						+ V1UQ51UQ10.3	
			Appr		P6700 Underbody Floor Skin - Cell 2V03				Document type: EPB	Project nr: 22-16151	Page 1
Modification	Date	Name	Original		Replacement of	Replaced by	Scale 1:1				1721

Parts list

F01_001

Device tag	Quantity	Designation	Type number	Supplier	Part number
=V1UQ51UQ11.1-BGS/R	1	Inductive sensor Monitoring Kit for Power Clamps	1324638	TUNKERS	TUN.1324638

			Date	9/21/2022	Volvo Trucks North America		Valiant TMS	Parts list : TUN.1324638 - TUN.1324638	Drawing name: =2V03&EFS_EL	=	
			Ed.	MKLEPADLO						+ V1UQ51UQ11.1	
			Appr		P6700 Underbody Floor Skin - Cell 2V03				Document type: EPB	Project nr: 22-16151	Page 1
Modification	Date	Name	Original		Replacement of	Replaced by	Scale 1:1				1721

Parts list

F01_001

Device tag	Quantity	Designation	Type number	Supplier	Part number
=V1UQ51UQ12.1-BGS/R	1	Inductive sensor Monitoring Kit for Power Clamps	1324638	TUNKERS	TUN.1324638

+.UQ51UQ11.1/1

+.UQ52/1

			Date	9/21/2022	Volvo Trucks North America		Valiant TMS	Parts list : TUN.1324638 - TUN.1324638	Drawing name: =2V03&EFS_EL	=	
			Ed.	MKLEPADLO						+ V1UQ51UQ12.1	
			Appr		P6700 Underbody Floor Skin - Cell 2V03				Document type: EPB	Project nr: 22-16151	Page 1
Modification	Date	Name	Original		Replacement of	Replaced by	Scale 1:1				1721

Parts list

F01_001

Device tag	Quantity	Designation	Type number	Supplier	Part number
=V1UQ52BG0-BG01	1	Inductive sensor With WeldGuard™ coating	BI20U-CA40-AP6X2-H1141/S1590W/BS2.0	TURCK	TUR.BI20U-CA40-AP6X2-H1141/S1590W/BS2.0
=V1UQ52BG0-BG02	1	Inductive sensor With WeldGuard™ coating	BI20U-CA40-AP6X2-H1141/S1590W/BS2.0	TURCK	TUR.BI20U-CA40-AP6X2-H1141/S1590W/BS2.0
=V1UQ52BG0-XG1/2	1	Y splitter	U2-30676	TURCK	TUR.VB2-FSM 4.4/2FKM 4/S3450
=V1UQ52KF1-KF1.11	1	MVK-MPNIO DIO16 IRT 7/8" 5pin	MVK-MPNIO DI16	MURR	MURR.55530

+.UQ51UQ12.1/1

+.WR1/1

			Date	9/21/2022	Volvo Trucks North America	Valiant TMS	Parts list : TUR.BI20U-CA40-AP6X2-H1141/S1590W/BS2.0 - MURR.55530	Drawing name: =2V03&EFS_EL	=	
			Ed.	MKLEPADLO					+ V1UQ52	
			Appr		P6700 Underbody Floor Skin - Cell 2V03	Scale 1:1		Document type: EPB	Project nr: 22-16151	Page 1
Modification	Date	Name	Original		Replacement of / Replaced by					1721

Parts list

F01_001

Device tag	Quantity	Designation	Type number	Supplier	Part number
=V1WR1BG0-BG01	0	Inductive slot sensor	SJ15-E2-V1-Y40122	P+F	P+F.SJ15-E2-V1-Y40122
=V1WR1BG0-BG02	0	Inductive sensor With WeldGuard™ coating	BI20U-CA40-AP6X2-H1141/S1590W/BS2.1	TURCK	TUR.BI20U-CA40-AP6X2-H1141/S1590W/BS2.1
=V1WR1BG0-BG03	0	Inductive sensor With WeldGuard™ coating	BI20U-CA40-AP6X2-H1141/S1590W/BS2.1	TURCK	TUR.BI20U-CA40-AP6X2-H1141/S1590W/BS2.1
=V1WR1BG0-BG04	0	Inductive sensor With WeldGuard™ coating	BI20U-CA40-AP6X2-H1141/S1590W/BS2.1	TURCK	TUR.BI20U-CA40-AP6X2-H1141/S1590W/BS2.1
=V1WR1BG0-BG05	0	Inductive sensor With WeldGuard™ coating	BI20U-CA40-AP6X2-H1141/S1590W/BS2.1	TURCK	TUR.BI20U-CA40-AP6X2-H1141/S1590W/BS2.1
=V1WR1KF1-KF1.11	1	Field bus, decentralized peripheral - digital I/O module	MVK-MPNIO F DI16/8 7/8" IRT		MURR.55556

+.UQ52/1

+.WR1UQ51/1

			Date	9/21/2022	Volvo Trucks North America		Valiant TMS	Parts list : P+F.SJ15-E2-V1-Y40122 - MURR.55556	Drawing name: =2V03&EFS_EL	=	
			Ed.	MKLEPADLO						+ V1WR1	
			Appr		P6700 Underbody Floor Skin - Cell 2V03				Document type: EPB	Project nr: 22-16151	Page 1
Modification	Date	Name	Original		Replacement of	Replaced by	Scale 1:1				1721

Parts list

F01_001

Device tag	Quantity	Designation	Type number	Supplier	Part number
=V1WR1UQ51BG0-BG01	1	Inductive sensor With WeldGuard™ coating	BI20U-CA40-AP6X2-H1141/S1590W/BS2.0	TURCK	TUR.BI20U-CA40-AP6X2-H1141/S1590W/BS2.0
=V1WR1UQ51BG0-BG02	1	Inductive sensor With WeldGuard™ coating	BI20U-CA40-AP6X2-H1141/S1590W/BS2.0	TURCK	TUR.BI20U-CA40-AP6X2-H1141/S1590W/BS2.0
=V1WR1UQ51BG0-BG03	1	Inductive sensor Monitoring Kit for Power Clamps	BI2-Q5.5-AP6X/S34	TURCK	TUR.1613001
=V1WR1UQ51BG0-BG04	1	Inductive sensor Monitoring Kit for Power Clamps	BI2-Q5.5-AP6X/S34	TURCK	TUR.1613001
=V1WR1UQ51BG0-BG05	1	Inductive sensor With WeldGuard™ coating	BI8U-MT18-AP6X-H1141/S1589	TURCK	TUR.BI8U-MT18-AP6X-H1141/S1589
=V1WR1UQ51BG0-BG06	1	Inductive sensor With WeldGuard™ coating	BI8U-MT18-AP6X-H1141/S1589	TURCK	TUR.BI8U-MT18-AP6X-H1141/S1589
=V1WR1UQ51BG0-BG07	1	Inductive sensor With WeldGuard™ coating	BI8U-MT18-AP6X-H1141/S1589	TURCK	TUR.BI8U-MT18-AP6X-H1141/S1589
=V1WR1UQ51BG0-BG08	1	Inductive sensor With WeldGuard™ coating	BI8U-MT18-AP6X-H1141/S1589	TURCK	TUR.BI8U-MT18-AP6X-H1141/S1589
=V1WR1UQ51BG0-BG09	1	Inductive sensor	BI4U-MT12E-AP6X2-H1141/S1610	TURCK	TUR.BI4U-MT12E-AP6X2-H1141/S1610
=V1WR1UQ51BG0-BG10	1	Inductive sensor	BI4U-MT12E-AP6X2-H1141/S1610	TURCK	TUR.BI4U-MT12E-AP6X2-H1141/S1610
=V1WR1UQ51BG0-BG11	1	Inductive sensor	BI4U-MT12E-AP6X2-H1141/S1610	TURCK	TUR.BI4U-MT12E-AP6X2-H1141/S1610
=V1WR1UQ51BG0-BG12	1	Inductive sensor Monitoring Kit for Power Clamps	BI2-Q5.5-AP6X/S34	TURCK	TUR.1613001
=V1WR1UQ51BG0-BG13	1	Inductive sensor Monitoring Kit for Power Clamps	BI2-Q5.5-AP6X/S34	TURCK	TUR.1613001
=V1WR1UQ51BG0-BG14	1	Inductive sensor Monitoring Kit for Power Clamps	BI2-Q5.5-AP6X/S34	TURCK	TUR.1613001
=V1WR1UQ51BG0-BG15	1	Inductive sensor Monitoring Kit for Power Clamps	BI2-Q5.5-AP6X/S34	TURCK	TUR.1613001
=V1WR1UQ51BG0-XG1/12	1	Y splitter	U2-30676	TURCK	TUR.VB2-FSM 4.4/2FKM 4/S3450
=V1WR1UQ51BG0-XG2/15	1	Y splitter	U2-30676	TURCK	TUR.VB2-FSM 4.4/2FKM 4/S3450
=V1WR1UQ51BG0-XG3/4	1	Y splitter	U2-30676	TURCK	TUR.VB2-FSM 4.4/2FKM 4/S3450
=V1WR1UQ51BG0-XG5/6	1	Y splitter	U2-30676	TURCK	TUR.VB2-FSM 4.4/2FKM 4/S3450
=V1WR1UQ51BG0-XG7/8	1	Y splitter	U2-30676	TURCK	TUR.VB2-FSM 4.4/2FKM 4/S3450
=V1WR1UQ51BG0-XG9/10	1	Y splitter	U2-30676	TURCK	TUR.VB2-FSM 4.4/2FKM 4/S3450
=V1WR1UQ51BG0-XG13/14	1	Y splitter	U2-30676	TURCK	TUR.VB2-FSM 4.4/2FKM 4/S3450
=V1WR1UQ51KF1-KF1	0	Bus node	CPX-FB33	FES	FES.548755
=V1WR1UQ51KF1-KF1	0	Interlinking block	CPX-M-GE-EV-S-7/8-5POL	FES	FES.550208
=V1WR1UQ51KF1-KF1.11	0	Manifold block	CPX-M-AB-8-M12X2-5POL	FES	FES.549335
=V1WR1UQ51KF1-KF1.12	0	Manifold block	CPX-M-AB-8-M12X2-5POL	FES	FES.549335
=V1WR1UQ51KF1-KF1.13	0	Manifold block	CPX-M-AB-8-M12X2-5POL	FES	FES.549335
=V1WR1UQ51KF1-KF1.14	0	Manifold block	CPX-M-AB-8-M12X2-5POL	FES	FES.549335
=V1WR1UQ51KF1-KF1.15	0	Manifold block	CPX-M-AB-8-M12X2-5POL	FES	FES.549335
=V1WR1UQ51KF2-KF2	0	Bus node	CPX-FB33	FES	FES.548755
=V1WR1UQ51KF2-KF2	0	Interlinking block	CPX-M-GE-EV-S-7/8-5POL	FES	FES.550208
=V1WR1UQ51KF2-KF2.11	0	Manifold block	CPX-M-AB-8-M12X2-5POL	FES	FES.549335
=V1WR1UQ51WC4-XG51	1	TEE, 5-PIN MINI, STANDARD KEYWAY	U2109-9	TURCK	TUR.RSM-2RKM 50

Parts list

F01_001

Device tag	Quantity	Designation	Type number	Supplier	Part number
=V1WR1UQ51UQ1.1-BGS/R	1	Inductive sensor Monitoring Kit for Power Clamps	1324638	TUNKERS	TUN.1324638

+V1WR1UQ51/1

+.WR1UQ51UQ1.2/1

			Date	9/21/2022	Volvo Trucks North America	Valiant TMS	Parts list : TUN.1324638 - TUN.1324638	Drawing name: =2V03&EFS_EL	= + V1WR1UQ51UQ1.1	
			Ed.	MKLEPADLO						
			Appr		P6700 Underbody Floor Skin - Cell 2V03			Document type: EPB	Project nr: 22-16151	Page 1
Modification	Date	Name	Original		Replacement of / Replaced by	Scale 1:1				1721

Parts list

F01_001

Device tag	Quantity	Designation	Type number	Supplier	Part number
=V1WR1UQ51UQ1.2-BGS/R	1	Inductive sensor Monitoring Kit for Power Clamps	1324638	TUNKERS	TUN.1324638

+.WR1UQ51UQ1.1/1

+.WR1UQ51UQ1.3/1

			Date	9/21/2022	Volvo Trucks North America		Valiant TMS	Parts list : TUN.1324638 - TUN.1324638	Drawing name: =2V03&EFS_EL	=	
			Ed.	MKLEPADLO						+ V1WR1UQ51UQ1.2	
			Appr		P6700 Underbody Floor Skin - Cell 2V03				Document type: EPB	Project nr: 22-16151	Page 1
Modification	Date	Name	Original		Replacement of	Replaced by	Scale 1:1				1721

Parts list

F01_001

Device tag	Quantity	Designation	Type number	Supplier	Part number
=V1WR1UQ51UQ1.3-BGS/R	1	Inductive sensor Monitoring Kit for Power Clamps	1324644	TUNKERS	TUN.1324644

+.WR1UQ51UQ1.2/1

+.WR1UQ51UQ1.4/1

			Date	9/21/2022	Volvo Trucks North America		Valiant TMS	Parts list : TUN.1324644 - TUN.1324644	Drawing name: =2V03&EFS_EL	=	
			Ed.	MKLEPADLO						+ V1WR1UQ51UQ1.3	
			Appr		P6700 Underbody Floor Skin - Cell 2V03				Document type: EPB	Project nr: 22-16151	Page 1
Modification	Date	Name	Original		Replacement of	Replaced by	Scale 1:1				1721

Parts list

F01_001

Device tag	Quantity	Designation	Type number	Supplier	Part number
=V1WR1UQ51UQ1.4-BGS/R	1	Inductive sensor Monitoring Kit for Power Clamps	1324644	TUNKERS	TUN.1324644

+.WR1UQ51UQ1.3/1

+.WR1UQ51UQ2.1/1

			Date	9/21/2022	Volvo Trucks North America		Valiant TMS	Parts list : TUN.1324644 - TUN.1324644	Drawing name: =2V03&EFS_EL	=	
			Ed.	MKLEPADLO						+ V1WR1UQ51UQ1.4	
			Appr		P6700 Underbody Floor Skin - Cell 2V03				Document type: EPB	Project nr: 22-16151	Page 1
Modification	Date	Name	Original		Replacement of	Replaced by	Scale 1:1				1721

Parts list

F01_001

Device tag	Quantity	Designation	Type number	Supplier	Part number
=V1WR1UQ51UQ2.1-BGS/R	1	Inductive sensor Monitoring Kit for Power Clamps	1324638	TUNKERS	TUN.1324638

Parts list

F01_001

Device tag	Quantity	Designation	Type number	Supplier	Part number
=V1WR1UQ51UQ2.2-BGS/R	1	Inductive sensor Monitoring Kit for Power Clamps	1324638	TUNKERS	TUN.1324638

+.WR1UQ51UQ2.1/1

+.WR1UQ51UQ2.3/1

			Date	9/21/2022	Volvo Trucks North America	Valiant TMS	Parts list : TUN.1324638 - TUN.1324638	Drawing name: =2V03&EFS_EL	=		
			Ed.	MKLEPADLO					+ V1WR1UQ51UQ2.2		
			Appr		P6700 Underbody Floor Skin - Cell 2V03			Document type: EPB	Project nr: 22-16151	Page	1
Modification	Date	Name	Original		Replacement of / Replaced by	Scale 1:1					1721

Parts list

F01_001

Device tag	Quantity	Designation	Type number	Supplier	Part number
=V1WR1UQ51UQ2.3-BGS/R	1	Inductive sensor Monitoring Kit for Power Clamps	1324644	TUNKERS	TUN.1324644

Parts list

F01_001

Device tag	Quantity	Designation	Type number	Supplier	Part number
=V1WR1UQ51UQ2.4-BGS/R	1	Inductive sensor Monitoring Kit for Power Clamps	1324644	TUNKERS	TUN.1324644

+.WR1UQ51UQ2.3/1

+.WR1UQ51UQ3.1/1

			Date	9/21/2022	Volvo Trucks North America		Valiant TMS	Parts list : TUN.1324644 - TUN.1324644	Drawing name: =2V03&EFS_EL	=	
			Ed.	MKLEPADLO						+ V1WR1UQ51UQ2.4	
			Appr		P6700 Underbody Floor Skin - Cell 2V03				Document type: EPB	Project nr: 22-16151	Page 1
Modification	Date	Name	Original		Replacement of	Replaced by	Scale 1:1				1721

0	1	2	3	4	5	6	7	8	9

Parts list

F01_001

Device tag	Quantity	Designation	Type number	Supplier	Part number
=V1WR1UQ51UQ3.1-BGS/R	1	Inductive sensor Monitoring Kit for Power Clamps	1324638	TUNKERS	TUN.1324638

+.WR1UQ51UQ2.4/1

+.WR1UQ51UQ3.2/1

			Date	9/21/2022	Volvo Trucks North America	Valiant TMS	Parts list : TUN.1324638 - TUN.1324638	Drawing name: =2V03&EFS_EL	= + V1WR1UQ51UQ3.1
			Ed.	MKLEPADLO	P6700 Underbody Floor Skin - Cell 2V03				
			Appr					Document type: EPB	Project nr: 22-16151
Modification	Date	Name	Original		Replacement of / Replaced by	Scale 1:1			Page 1 / 1721

Parts list

F01_001

Device tag	Quantity	Designation	Type number	Supplier	Part number
=V1WR1UQ51UQ3.2-BGS/R	1	Inductive sensor Monitoring Kit for Power Clamps	1324638	TUNKERS	TUN.1324638

+.WR1UQ51UQ3.1/1

+.WR1UQ51UQ4.1/1

			Date	9/21/2022	Volvo Trucks North America		Valiant TMS	Parts list : TUN.1324638 - TUN.1324638	Drawing name: =2V03&EFS_EL	=	
			Ed.	MKLEPADLO						+ V1WR1UQ51UQ3.2	
			Appr		P6700 Underbody Floor Skin - Cell 2V03				Document type: EPB	Project nr: 22-16151	Page 1
Modification	Date	Name	Original		Replacement of	Replaced by	Scale 1:1				1721

Parts list

F01_001

Device tag	Quantity	Designation	Type number	Supplier	Part number
=V1WR1UQ51UQ4.1-BGS/R	1	Inductive sensor Monitoring Kit for Power Clamps	1324644	TUNKERS	TUN.1324644

+.WR1UQ51UQ3.2/1

+.WR1UQ51UQ4.2/1

			Date	10/20/2022	Volvo Trucks North America		Valiant TMS	Parts list : TUN.1324644 - TUN.1324644	Drawing name: =2V03&EFS_EL	=	
			Ed.	KMAFFRE						+ V1WR1UQ51UQ4.1	
			Appr		P6700 Underbody Floor Skin - Cell 2V03				Document type: EPB	Project nr: 22-16151	Page 1
Modification	Date	Name	Original		Replacement of	Replaced by	Scale 1:1				1721

Parts list

F01_001

Device tag	Quantity	Designation	Type number	Supplier	Part number
=V1WR1UQ51UQ4.2-BGS/R	1	Inductive sensor Monitoring Kit for Power Clamps	1324644	TUNKERS	TUN.1324644

+.WR1UQ51UQ4.1/1

+.WR1UQ51UQ4.3/1

			Date	10/20/2022	Volvo Trucks North America		Valiant TMS	Parts list : TUN.1324644 - TUN.1324644	Drawing name: =2V03&EFS_EL	=	
			Ed.	KMAFFRE						+ V1WR1UQ51UQ4.2	
			Appr		P6700 Underbody Floor Skin - Cell 2V03				Document type: EPB	Project nr: 22-16151	Page 1
Modification	Date	Name	Original		Replacement of	Replaced by	Scale 1:1				1721

Parts list

F01_001

Device tag	Quantity	Designation	Type number	Supplier	Part number
=V1WR1UQ51UQ4.3-BGS/R	1	Inductive sensor Monitoring Kit for Power Clamps	1324638	TUNKERS	TUN.1324638

+.WR1UQ51UQ4.2/1

+.WR1UQ51UQ6.1/1

			Date	10/20/2022	Volvo Trucks North America	Valiant TMS	Parts list : TUN.1324638 - TUN.1324638	Drawing name: =2V03&EFS_EL	=		
			Ed.	KMAFFRE					+ V1WR1UQ51UQ4.3		
			Appr		P6700 Underbody Floor Skin - Cell 2V03			Document type: EPB	Project nr: 22-16151	Page	1
Modification	Date	Name	Original		Replacement of / Replaced by	Scale 1:1					1721

Parts list

F01_001

Device tag	Quantity	Designation	Type number	Supplier	Part number
=V1WR1UQ51UQ6.1-BGS/R	1	Inductive sensor Monitoring Kit for Power Clamps	1324638	TUNKERS	TUN.1324638

+.WR1UQ51UQ4.3/1

+.WR1UQ51UQ6.2/1

			Date	9/21/2022	Volvo Trucks North America		Valiant TMS	Parts list : TUN.1324638 - TUN.1324638	Drawing name: =2V03&EFS_EL	=	
			Ed.	MKLEPADLO						+ V1WR1UQ51UQ6.1	
			Appr		P6700 Underbody Floor Skin - Cell 2V03				Document type: EPB	Project nr: 22-16151	Page 1
Modification	Date	Name	Original		Replacement of	Replaced by	Scale 1:1				1721

Parts list

F01_001

Device tag	Quantity	Designation	Type number	Supplier	Part number
=V1WR1UQ51UQ6.2-BGS/R	1	Inductive sensor Monitoring Kit for Power Clamps	1324638	TUNKERS	TUN.1324638

+.WR1UQ51UQ6.1/1

+.WR1UQ51UQ7.1/1

			Date	9/21/2022	Volvo Trucks North America	Valiant TMS	Parts list : TUN.1324638 - TUN.1324638	Drawing name: =2V03&EFS_EL	=		
			Ed.	MKLEPADLO					+ V1WR1UQ51UQ6.2		
			Appr		P6700 Underbody Floor Skin - Cell 2V03			Document type: EPB	Project nr: 22-16151	Page	1
Modification	Date	Name	Original		Replacement of / Replaced by	Scale 1:1					1721

Parts list

F01_001

Device tag	Quantity	Designation	Type number	Supplier	Part number
=V1WR1UQ51UQ7.1-BGS/R	1	Inductive sensor Monitoring Kit for Power Clamps	WWS001A	WELKER	WELKER.WWS001A

+.WR1UQ51UQ6.2/1

+.WR1UQ51UQ7.2/1

			Date	9/21/2022	Volvo Trucks North America		Valiant TMS	Parts list : WELKER.WWS001A - WELKER.WWS001A	Drawing name: =2V03&EFS_EL	=	
			Ed.	MKLEPADLO						+ V1WR1UQ51UQ7.1	
			Appr		P6700 Underbody Floor Skin - Cell 2V03				Document type: EPB	Project nr: 22-16151	Page 1
Modification	Date	Name	Original		Replacement of	Replaced by	Scale 1:1				1721

Parts list

F01_001

Device tag	Quantity	Designation	Type number	Supplier	Part number
=V1WR1UQ51UQ7.2-BGS/R	1	Inductive sensor Monitoring Kit for Power Clamps	WWS001A	WELKER	WELKER.WWS001A

+.WR1UQ51UQ7.1/1

+.WR1UQ51UQ7.3/1

			Date	9/21/2022	Volvo Trucks North America		Valiant TMS	Parts list : WELKER.WWS001A - WELKER.WWS001A	Drawing name: =2V03&EFS_EL	=	
			Ed.	MKLEPADLO						+ V1WR1UQ51UQ7.2	
			Appr		P6700 Underbody Floor Skin - Cell 2V03				Document type: EPB	Project nr: 22-16151	Page 1
Modification	Date	Name	Original		Replacement of	Replaced by	Scale 1:1				1721

Parts list

F01_001

Device tag	Quantity	Designation	Type number	Supplier	Part number
=V1WR1UQ51UQ7.3-BGS/R	1	Inductive sensor Monitoring Kit for Power Clamps	WWS001A	WELKER	WELKER.WWS001A

+.WR1UQ51UQ7.2/1

+.WR1UQ51UQ7.4/1

			Date	9/21/2022	Volvo Trucks North America		Valiant TMS	Parts list : WELKER.WWS001A - WELKER.WWS001A	Drawing name: =2V03&EFS_EL	=	
			Ed.	MKLEPADLO						+ V1WR1UQ51UQ7.3	
			Appr		P6700 Underbody Floor Skin - Cell 2V03		Scale 1:1		Document type: EPB	Project nr: 22-16151	Page 1
Modification	Date	Name	Original		Replacement of	Replaced by					1721

Parts list

F01_001

Device tag	Quantity	Designation	Type number	Supplier	Part number
=V1WR1UQ51UQ7.4-BGS/R	1	Inductive sensor Monitoring Kit for Power Clamps	WWS001A	WELKER	WELKER.WWS001A

+.WR1UQ51UQ7.3/1

+.WR1UQ51UQ7.5/1

			Date	9/21/2022	Volvo Trucks North America	Valiant TMS	Parts list : WELKER.WWS001A - WELKER.WWS001A	Drawing name: =2V03&EFS_EL	=		
			Ed.	MKLEPADLO					+ V1WR1UQ51UQ7.4		
			Appr		P6700 Underbody Floor Skin - Cell 2V03			Document type: EPB	Project nr: 22-16151	Page	1
Modification	Date	Name	Original		Replacement of / Replaced by	Scale 1:1					1721

0	1	2	3	4	5	6	7	8	9

Parts list

F01_001

Device tag	Quantity	Designation	Type number	Supplier	Part number
=V1WR1UQ51UQ7.5-BGS/R	1	Inductive sensor Monitoring Kit for Power Clamps	WWS001A	WELKER	WELKER.WWS001A

+.WR1UQ51UQ7.4/1

+.WR1UQ51UQ7.6/1

			Date	9/21/2022	Volvo Trucks North America	Valiant TMS	Parts list : WELKER.WWS001A - WELKER.WWS001A	Drawing name: =2V03&EFS_EL	= + V1WR1UQ51UQ7.5
			Ed.	MKLEPADLO	P6700 Underbody Floor Skin - Cell 2V03				
			Appr					Document type: EPB	Project nr: 22-16151
Modification	Date	Name	Original		Replacement of / Replaced by	Scale 1:1			Page 1 / 1721

Parts list

F01_001

Device tag	Quantity	Designation	Type number	Supplier	Part number
=V1WR1UQ51UQ7.6-BGS/R	1	Inductive sensor Monitoring Kit for Power Clamps	WWS001A	WELKER	WELKER.WWS001A

			Date	9/21/2022	Volvo Trucks North America		Valiant TMS	Parts list : WELKER.WWS001A - WELKER.WWS001A	Drawing name: =2V03&EFS_EL	=	
			Ed.	MKLEPADLO						+ V1WR1UQ51UQ7.6	
			Appr		P6700 Underbody Floor Skin - Cell 2V03				Document type: EPB	Project nr: 22-16151	Page 1
Modification	Date	Name	Original		Replacement of	Replaced by	Scale 1:1				1721

Parts list

F01_001

Device tag	Quantity	Designation	Type number	Supplier	Part number
=V1WR1UQ51UQ8.1-BGS/R	1	Inductive sensor Monitoring Kit for Power Clamps	WWS001A	WELKER	WELKER.WWS001A

+.WR1UQ51UQ7.6/1

+.WR1UQ51UQ8.2/1

			Date	9/21/2022	Volvo Trucks North America		Valiant TMS	Parts list : WELKER.WWS001A - WELKER.WWS001A	Drawing name: =2V03&EFS_EL	=	
			Ed.	MKLEPADLO						+ V1WR1UQ51UQ8.1	
			Appr		P6700 Underbody Floor Skin - Cell 2V03				Document type: EPB	Project nr: 22-16151	Page 1
Modification	Date	Name	Original		Replacement of	Replaced by	Scale 1:1				1721

Parts list

F01_001

Device tag	Quantity	Designation	Type number	Supplier	Part number
=V1WR1UQ51UQ8.2-BGS/R	1	Inductive sensor Monitoring Kit for Power Clamps	WWS001A	WELKER	WELKER.WWS001A

+.WR1UQ51UQ8.1/1

+.WR1UQ52/1

			Date	9/21/2022	Volvo Trucks North America		Valiant TMS	Parts list : WELKER.WWS001A - WELKER.WWS001A	Drawing name: =2V03&EFS_EL	=	
			Ed.	MKLEPADLO						+ V1WR1UQ51UQ8.2	
			Appr		P6700 Underbody Floor Skin - Cell 2V03		Scale 1:1		Document type: EPB	Project nr: 22-16151	Page 1
Modification	Date	Name	Original		Replacement of	Replaced by					1721

Parts list

F01_001

Device tag	Quantity	Designation	Type number	Supplier	Part number
=V1WR1UQ52BG0-BG01	1	Inductive sensor With WeldGuard™ coating	BI20U-CA40-AP6X2-H1141/S1590W/BS2.0	TURCK	TUR.BI20U-CA40-AP6X2-H1141/S1590W/BS2.0
=V1WR1UQ52BG0-BG02	1	Inductive sensor With WeldGuard™ coating	BI20U-CA40-AP6X2-H1141/S1590W/BS2.0	TURCK	TUR.BI20U-CA40-AP6X2-H1141/S1590W/BS2.0
=V1WR1UQ52BG0-BG03	1	Inductive sensor With WeldGuard™ coating	BI20U-CA40-AP6X2-H1141/S1590W/BS2.0	TURCK	TUR.BI20U-CA40-AP6X2-H1141/S1590W/BS2.0
=V1WR1UQ52BG0-BG04	1	Inductive sensor With WeldGuard™ coating	BI20U-CA40-AP6X2-H1141/S1590W/BS2.0	TURCK	TUR.BI20U-CA40-AP6X2-H1141/S1590W/BS2.0
=V1WR1UQ52BG0-BG05	1	Inductive sensor With WeldGuard™ coating	BI20U-CA40-AP6X2-H1141/S1590W/BS2.0	TURCK	TUR.BI20U-CA40-AP6X2-H1141/S1590W/BS2.0
=V1WR1UQ52BG0-BG06	1	Inductive sensor With WeldGuard™ coating	BI20U-CA40-AP6X2-H1141/S1590W/BS2.0	TURCK	TUR.BI20U-CA40-AP6X2-H1141/S1590W/BS2.0
=V1WR1UQ52BG0-BG07	1	Discrete Q4X: Proximity Mode	Q4XTKLAF600-Q8	BANNER	BAN.Q4XTKLAF600-Q8
=V1WR1UQ52BG0-BG08	1	Discrete Q4X: Proximity Mode	Q4XTKLAF600-Q8	BANNER	BAN.Q4XTKLAF600-Q8
=V1WR1UQ52BG0-BG09	1	Discrete Q4X: Proximity Mode	Q4XTKLAF600-Q8	BANNER	BAN.Q4XTKLAF600-Q8
=V1WR1UQ52BG0-BG10	1	Discrete Q4X: Proximity Mode	Q4XTKLAF600-Q8	BANNER	BAN.Q4XTKLAF600-Q8
=V1WR1UQ52BG0-BG11	1	Discrete Q4X: Proximity Mode	Q4XTKLAF600-Q8	BANNER	BAN.Q4XTKLAF600-Q8
=V1WR1UQ52BG0-BG12	1	Discrete Q4X: Proximity Mode	Q4XTKLAF600-Q8	BANNER	BAN.Q4XTKLAF600-Q8
=V1WR1UQ52BG0-BG13	1	Inductive sensor	NBB20-L3M-A2-C3-V1	P+F	P+F.NBB20-L3M-A2-C3-V1
=V1WR1UQ52BG0-XG1/3	1	Y splitter	U2-30676	TURCK	TUR.VB2-FSM 4.4/2FKM 4/S3450
=V1WR1UQ52BG0-XG2/4	1	Y splitter	U2-30676	TURCK	TUR.VB2-FSM 4.4/2FKM 4/S3450
=V1WR1UQ52BG0-XG7/8	1	Y splitter	U2-30676	TURCK	TUR.VB2-FSM 4.4/2FKM 4/S3450
=V1WR1UQ52BG0-XG9/10	1	Y splitter	U2-30676	TURCK	TUR.VB2-FSM 4.4/2FKM 4/S3450
=V1WR1UQ52BG0-XG11/12	1	Y splitter	U2-30676	TURCK	TUR.VB2-FSM 4.4/2FKM 4/S3450
=V1WR1UQ52KF1-KF1	0	Bus node	CPX-FB33	FES	FES.548755
=V1WR1UQ52KF1-KF1	0	Interlinking block	CPX-M-GE-EV-S-7/8-5POL	FES	FES.550208
=V1WR1UQ52KF1-KF1.11	0	Manifold block	CPX-M-AB-8-M12X2-5POL	FES	FES.549335
=V1WR1UQ52KF1-KF1.12	0	Manifold block	CPX-M-AB-8-M12X2-5POL	FES	FES.549335
=V1WR1UQ52KF1-KF1.13	0	Manifold block	CPX-M-AB-8-M12X2-5POL	FES	FES.549335
=V1WR1UQ52KF1-KF1.14	0	Manifold block	CPX-M-AB-8-M12X2-5POL	FES	FES.549335
=V1WR1UQ52KF2-KF2	0	Bus node	CPX-FB33	FES	FES.548755
=V1WR1UQ52KF2-KF2	0	Interlinking block	CPX-M-GE-EV-S-7/8-5POL	FES	FES.550208
=V1WR1UQ52KF2-KF2.11	0	Manifold block	CPX-M-AB-8-M12X2-5POL	FES	FES.549335
=V1WR1UQ52KF2-KF2.12	0	Manifold block	CPX-M-AB-8-M12X2-5POL	FES	FES.549335
=V1WR1UQ52KF2-KF2.13	0	Manifold block	CPX-M-AB-8-M12X2-5POL	FES	FES.549335
=V1WR1UQ52WC4-XG52	1	TEE, 5-PIN MINI, STANDARD KEYWAY	U2109-9	TURCK	TUR.RSM-2RKM 50

Parts list

F01_001

Device tag	Quantity	Designation	Type number	Supplier	Part number
=V1WR1UQ52UQ1.1-BGS/R	1	Inductive sensor Monitoring Kit for Power Clamps	WWS001A	WELKER	WELKER.WWS001A

+V1WR1UQ52/1

+.WR1UQ52UQ1.2/1

			Date	9/21/2022	Volvo Trucks North America		Valiant TMS	Parts list : WELKER.WWS001A - WELKER.WWS001A	Drawing name: =2V03&EFS_EL	=	
			Ed.	MKLEPADLO						+ V1WR1UQ52UQ1.1	
			Appr		P6700 Underbody Floor Skin - Cell 2V03				Document type: EPB	Project nr: 22-16151	Page 1
Modification	Date	Name	Original		Replacement of	Replaced by	Scale 1:1				1721

Parts list

F01_001

Device tag	Quantity	Designation	Type number	Supplier	Part number
=V1WR1UQ52UQ1.2-BGS/R	1	Inductive sensor Monitoring Kit for Power Clamps	WWS001A	WELKER	WELKER.WWS001A

+.WR1UQ52UQ1.1/1

+.WR1UQ52UQ2.1/1

			Date	9/21/2022	Volvo Trucks North America		Valiant TMS	Parts list : WELKER.WWS001A - WELKER.WWS001A	Drawing name: =2V03&EFS_EL	=	
			Ed.	MKLEPADLO						+ V1WR1UQ52UQ1.2	
			Appr		P6700 Underbody Floor Skin - Cell 2V03				Document type: EPB	Project nr: 22-16151	Page 1
Modification	Date	Name	Original		Replacement of	Replaced by	Scale 1:1				1721

Parts list

F01_001

Device tag	Quantity	Designation	Type number	Supplier	Part number
=V1WR1UQ52UQ2.1-BGS/R	1	Inductive sensor Monitoring Kit for Power Clamps	1324644	TUNKERS	TUN.1324644

+.WR1UQ52UQ1.2/1

+.WR1UQ52UQ2.2/1

			Date	9/21/2022	Volvo Trucks North America		Valiant TMS	Parts list : TUN.1324644 - TUN.1324644	Drawing name: =2V03&EFS_EL	=	
			Ed.	MKLEPADLO						+ V1WR1UQ52UQ2.1	
			Appr		P6700 Underbody Floor Skin - Cell 2V03				Document type: EPB	Project nr: 22-16151	Page 1
Modification	Date	Name	Original		Replacement of	Replaced by	Scale 1:1				1721

Parts list

F01_001

Device tag	Quantity	Designation	Type number	Supplier	Part number
=V1WR1UQ52UQ2.2-BGS/R	1	Inductive sensor Monitoring Kit for Power Clamps	1324644	TUNKERS	TUN.1324644

+.WR1UQ52UQ2.1/1

+.WR1UQ52UQ2.3/1

			Date	9/21/2022	Volvo Trucks North America		Valiant TMS	Parts list : TUN.1324644 - TUN.1324644	Drawing name: =2V03&EFS_EL	=	
			Ed.	MKLEPADLO						+ V1WR1UQ52UQ2.2	
			Appr		P6700 Underbody Floor Skin - Cell 2V03				Document type: EPB	Project nr: 22-16151	Page 1
Modification	Date	Name	Original		Replacement of	Replaced by	Scale 1:1				1721

Parts list

F01_001

Device tag	Quantity	Designation	Type number	Supplier	Part number
=V1WR1UQ52UQ2.3-BGS/R	1	Inductive sensor Monitoring Kit for Power Clamps	1324638	TUNKERS	TUN.1324638

Parts list

F01_001

Device tag	Quantity	Designation	Type number	Supplier	Part number
=V1WR1UQ52UQ2.4-BGS/R	1	Inductive sensor Monitoring Kit for Power Clamps	1324638	TUNKERS	TUN.1324638

Parts list

F01_001

Device tag	Quantity	Designation	Type number	Supplier	Part number
=V1WR1UQ52UQ3.1-BGS/R	1	Inductive sensor Monitoring Kit for Power Clamps	1324638	TUNKERS	TUN.1324638

+.WR1UQ52UQ2.4/1

+.WR1UQ52UQ3.2/1

			Date	9/21/2022	Volvo Trucks North America		Valiant TMS	Parts list : TUN.1324638 - TUN.1324638	Drawing name: =2V03&EFS_EL	=	
			Ed.	MKLEPADLO						+ V1WR1UQ52UQ3.1	
			Appr		P6700 Underbody Floor Skin - Cell 2V03				Document type: EPB	Project nr: 22-16151	Page 1
Modification	Date	Name	Original		Replacement of	Replaced by	Scale 1:1				1721

Parts list

F01_001

Device tag	Quantity	Designation	Type number	Supplier	Part number
=V1WR1UQ52UQ3.2-BGS/R	1	Inductive sensor Monitoring Kit for Power Clamps	1324638	TUNKERS	TUN.1324638

+.WR1UQ52UQ3.1/1

+.WR1UQ52UQ3.3/1

			Date	9/21/2022	Volvo Trucks North America		Valiant TMS	Parts list : TUN.1324638 - TUN.1324638	Drawing name: =2V03&EFS_EL	=	
			Ed.	MKLEPADLO						+ V1WR1UQ52UQ3.2	
			Appr		P6700 Underbody Floor Skin - Cell 2V03				Document type: EPB	Project nr: 22-16151	Page 1
Modification	Date	Name	Original		Replacement of	Replaced by	Scale 1:1				1721

Parts list

F01_001

Device tag	Quantity	Designation	Type number	Supplier	Part number
=V1WR1UQ52UQ3.3-BGS/R	1	Inductive sensor Monitoring Kit for Power Clamps	1324638	TUNKERS	TUN.1324638

Parts list

F01_001

Device tag	Quantity	Designation	Type number	Supplier	Part number
=V1WR1UQ52UQ4.1-BGS/R	1	Inductive sensor Monitoring Kit for Power Clamps	1324638	TUNKERS	TUN.1324638

Parts list

F01_001

Device tag	Quantity	Designation	Type number	Supplier	Part number
=V1WR1UQ52UQ4.2-BGS/R	1	Inductive sensor Monitoring Kit for Power Clamps	1324638	TUNKERS	TUN.1324638

Parts list

F01_001

Device tag	Quantity	Designation	Type number	Supplier	Part number
=V1WR1UQ52UQ4.3-BGS/R	1	Inductive sensor Monitoring Kit for Power Clamps	1324644	TUNKERS	TUN.1324644

			Date	9/21/2022	Volvo Trucks North America		Valiant TMS	Parts list : TUN.1324644 - TUN.1324644	Drawing name: =2V03&EFS_EL	=	
			Ed.	MKLEPADLO						+ V1WR1UQ52UQ4.3	
			Appr		P6700 Underbody Floor Skin - Cell 2V03				Document type: EPB	Project nr: 22-16151	Page 1
Modification	Date	Name	Original		Replacement of	Replaced by	Scale 1:1				1721

Parts list

F01_001

Device tag	Quantity	Designation	Type number	Supplier	Part number
=V1WR1UQ52UQ4.4-BGS/R	1	Inductive sensor Monitoring Kit for Power Clamps	1324638	TUNKERS	TUN.1324638

+.WR1UQ52UQ4.3/1

+.WR1UQ52UQ5.1/1

			Date	9/21/2022	Volvo Trucks North America		Valiant TMS	Parts list : TUN.1324638 - TUN.1324638	Drawing name: =2V03&EFS_EL	=	
			Ed.	MKLEPADLO						+ V1WR1UQ52UQ4.4	
			Appr		P6700 Underbody Floor Skin - Cell 2V03				Document type: EPB	Project nr: 22-16151	Page 1
Modification	Date	Name	Original		Replacement of	Replaced by	Scale 1:1				1721

Parts list

F01_001

Device tag	Quantity	Designation	Type number	Supplier	Part number
=V1WR1UQ52UQ5.1-BGS/R	1	Inductive sensor Monitoring Kit for Power Clamps	1324638	TUNKERS	TUN.1324638

+.WR1UQ52UQ4.4/1

+.WR1UQ52UQ6.1/1

			Date	9/21/2022	Volvo Trucks North America	Valiant TMS	Parts list : TUN.1324638 - TUN.1324638	Drawing name: =2V03&EFS_EL	=	
			Ed.	MKLEPADLO					+ V1WR1UQ52UQ5.1	
			Appr		P6700 Underbody Floor Skin - Cell 2V03			Document type: EPB	Project nr: 22-16151	Page 1
Modification	Date	Name	Original		Replacement of / Replaced by	Scale 1:1				1721

Parts list

F01_001

Device tag	Quantity	Designation	Type number	Supplier	Part number
=V1WR1UQ52UQ6.1-BGS/R	1	Inductive sensor Monitoring Kit for Power Clamps	WWS001A	WELKER	WELKER.WWS001A

+.WR1UQ52UQ5.1/1

+.WR1UQ52UQ6.2/1

			Date	9/21/2022	Volvo Trucks North America		Valiant TMS	Parts list : WELKER.WWS001A - WELKER.WWS001A	Drawing name: =2V03&EFS_EL	=	
			Ed.	MKLEPADLO						+ V1WR1UQ52UQ6.1	
			Appr		P6700 Underbody Floor Skin - Cell 2V03				Document type: EPB	Project nr: 22-16151	Page 1
Modification	Date	Name	Original		Replacement of	Replaced by	Scale 1:1				1721

Parts list

F01_001

Device tag	Quantity	Designation	Type number	Supplier	Part number
=V1WR1UQ52UQ6.2-BGS/R	1	Inductive sensor Monitoring Kit for Power Clamps	WWS001A	WELKER	WELKER.WWS001A

Parts list

F01_001

Device tag	Quantity	Designation	Type number	Supplier	Part number
=V1WR1UQ52UQ6.3-BGS/R	1	Inductive sensor Monitoring Kit for Power Clamps	WWS001A	WELKER	WELKER.WWS001A

+.WR1UQ52UQ6.2/1

+.WR1UQ52UQ7.1/1

			Date	9/21/2022	Volvo Trucks North America		Valiant TMS	Parts list : WELKER.WWS001A - WELKER.WWS001A	Drawing name: =2V03&EFS_EL	=	
			Ed.	MKLEPADLO						+ V1WR1UQ52UQ6.3	
			Appr		P6700 Underbody Floor Skin - Cell 2V03				Document type: EPB	Project nr: 22-16151	Page 1
Modification	Date	Name	Original		Replacement of	Replaced by	Scale 1:1				1721

Parts list

F01_001

Device tag	Quantity	Designation	Type number	Supplier	Part number
=V1WR1UQ52UQ7.1-BGS/R	1	Inductive sensor Monitoring Kit for Power Clamps	1324638	TUNKERS	TUN.1324638

+.WR1UQ52UQ6.3/1

+.WR1UQ52UQ7.2/1

			Date	9/21/2022	Volvo Trucks North America		Valiant TMS	Parts list : TUN.1324638 - TUN.1324638	Drawing name: =2V03&EFS_EL	=	
			Ed.	MKLEPADLO						+ V1WR1UQ52UQ7.1	
			Appr		P6700 Underbody Floor Skin - Cell 2V03				Document type: EPB	Project nr: 22-16151	Page 1
Modification	Date	Name	Original		Replacement of	Replaced by	Scale 1:1				1721

Parts list

F01_001

Device tag	Quantity	Designation	Type number	Supplier	Part number
=V1WR1UQ52UQ7.2-BGS/R	1	Inductive sensor Monitoring Kit for Power Clamps	1324638	TUNKERS	TUN.1324638

0	1	2	3	4	5	6	7	8	9

Parts list

F01_001

Device tag	Quantity	Designation	Type number	Supplier	Part number
=V1WR1UQ52UQ7.3-BGS/R	1	Inductive sensor Monitoring Kit for Power Clamps	1324638	TUNKERS	TUN.1324638

+.WR1UQ52UQ7.2/1

+.WR1UQ52UQ7.4/1

			Date	9/21/2022	Volvo Trucks North America	Valiant TMS	Parts list : TUN.1324638 - TUN.1324638	Drawing name: =2V03&EFS_EL	=
			Ed.	MKLEPADLO	P6700 Underbody Floor Skin - Cell 2V03				+ V1WR1UQ52UQ7.3
			Appr					Document type: EPB	Project nr: 22-16151
Modification	Date	Name	Original		Replacement of / Replaced by	Scale 1:1			Page 1 / 1721

Parts list

F01_001

Device tag	Quantity	Designation	Type number	Supplier	Part number
=V1WR1UQ52UQ7.4-BGS/R	1	Inductive sensor Monitoring Kit for Power Clamps	1324638	TUNKERS	TUN.1324638

Parts list

F01_001

Device tag	Quantity	Designation	Type number	Supplier	Part number
=V1WR1UQ52UQ8.1-BGS/R	1	Inductive sensor Monitoring Kit for Vario Power Clamps	285425	TUNKERS	TUN.285425

			Date	9/21/2022	Volvo Trucks North America	Valiant TMS	Parts list : TUN.285425 - TUN.285425	Drawing name: =2V03&EFS_EL	=		
			Ed.	MKLEPADLO					+ V1WR1UQ52UQ8.1		
			Appr		P6700 Underbody Floor Skin - Cell 2V03	Scale 1:1		Document type: EPB	Project nr: 22-16151	Page	1
Modification	Date	Name	Original		Replacement of / Replaced by						1721

Parts list

F01_001

Device tag	Quantity	Designation	Type number	Supplier	Part number
=V1WR1UQ52UQ8.2-BGS/R	1	Inductive sensor Monitoring Kit for Vario Power Clamps	285425	TUNKERS	TUN.285425

+.WR1UQ52UQ8.1/1

+.WR1UQ52UQ9.1/1

			Date	9/21/2022	Volvo Trucks North America		Valiant TMS	Parts list : TUN.285425 - TUN.285425	Drawing name: =2V03&EFS_EL	=	
			Ed.	MKLEPADLO						+ V1WR1UQ52UQ8.2	
			Appr		P6700 Underbody Floor Skin - Cell 2V03				Document type: EPB	Project nr: 22-16151	Page 1
Modification	Date	Name	Original		Replacement of	Replaced by	Scale 1:1				1721

Parts list

F01_001

Device tag	Quantity	Designation	Type number	Supplier	Part number
=V1WR1UQ52UQ9.1-BGS/R	1	Inductive sensor Monitoring Kit for Power Clamps	WWS001A	WELKER	WELKER.WWS001A

+.WR1UQ52UQ8.2/1

+.WR1UQ52UQ9.2/1

			Date	9/21/2022	Volvo Trucks North America		Valiant TMS	Parts list : WELKER.WWS001A - WELKER.WWS001A	Drawing name: =2V03&EFS_EL	=	
			Ed.	MKLEPADLO						+ V1WR1UQ52UQ9.1	
			Appr		P6700 Underbody Floor Skin - Cell 2V03				Document type: EPB	Project nr: 22-16151	Page 1
Modification	Date	Name	Original		Replacement of	Replaced by	Scale 1:1				1721

Parts list

F01_001

Device tag	Quantity	Designation	Type number	Supplier	Part number
=V1WR1UQ52UQ9.2-BGS/R	1	Inductive sensor Monitoring Kit for Power Clamps	WWS001A	WELKER	WELKER.WWS001A

+.WR1UQ52UQ9.1/1

+.WR1UQ52UQ10.1/1

			Date	9/21/2022	Volvo Trucks North America		Valiant TMS	Parts list : WELKER.WWS001A - WELKER.WWS001A	Drawing name: =2V03&EFS_EL	=	
			Ed.	MKLEPADLO						+ V1WR1UQ52UQ9.2	
			Appr		P6700 Underbody Floor Skin - Cell 2V03				Document type: EPB	Project nr: 22-16151	Page 1
Modification	Date	Name	Original		Replacement of	Replaced by	Scale 1:1				1721

Parts list

F01_001

Device tag	Quantity	Designation	Type number	Supplier	Part number
=V1WR1UQ52UQ10.1-BGS/R	1	Inductive sensor Monitoring Kit for Power Clamps	1324638	TUNKERS	TUN.1324638

			Date	9/21/2022	Volvo Trucks North America		Valiant TMS	Parts list : TUN.1324638 - TUN.1324638	Drawing name: =2V03&EFS_EL	=	
			Ed.	MKLEPADLO						+ V1WR1UQ52UQ10.1	
			Appr		P6700 Underbody Floor Skin - Cell 2V03				Document type: EPB	Project nr: 22-16151	Page 1
Modification	Date	Name	Original		Replacement of	Replaced by	Scale 1:1				1721

Parts list

F01_001

Device tag	Quantity	Designation	Type number	Supplier	Part number
=V1WR1UQ52UQ10.2-BGS/R	1	Inductive sensor Monitoring Kit for Power Clamps	1324638	TUNKERS	TUN.1324638

+.WR1UQ52UQ10.1/1

+.WR1UQ52UQ11.1/1

			Date	9/21/2022	Volvo Trucks North America		Valiant TMS	Parts list : TUN.1324638 - TUN.1324638	Drawing name: =2V03&EFS_EL	=	
			Ed.	MKLEPADLO						+ V1WR1UQ52UQ10.2	
			Appr		P6700 Underbody Floor Skin - Cell 2V03				Document type: EPB	Project nr: 22-16151	Page 1
Modification	Date	Name	Original		Replacement of	Replaced by	Scale 1:1				1721

Parts list

F01_001

Device tag	Quantity	Designation	Type number	Supplier	Part number
=V1WR1UQ52UQ11.1-BGS/R	1	Inductive sensor Monitoring Kit for Vario Power Clamps	285425	TUNKERS	TUN.285425

+.WR1UQ52UQ10.2/1

+.WR1UQ52UQ11.2/1

			Date	9/21/2022	Volvo Trucks North America		Valiant TMS	Parts list : TUN.285425 - TUN.285425	Drawing name: =2V03&EFS_EL	=	
			Ed.	MKLEPADLO						+ V1WR1UQ52UQ11.1	
			Appr		P6700 Underbody Floor Skin - Cell 2V03				Document type: EPB	Project nr: 22-16151	Page 1
Modification	Date	Name	Original		Replacement of	Replaced by	Scale 1:1				1721

Parts list

F01_001

Device tag	Quantity	Designation	Type number	Supplier	Part number
=V1WR1UQ52UQ11.2-BGS/R	1	Inductive sensor Monitoring Kit for Vario Power Clamps	285425	TUNKERS	TUN.285425

+.WR1UQ52UQ11.1/1

+.WR1UQ52UQ11.3/1

			Date	9/21/2022	Volvo Trucks North America		Valiant TMS	Parts list : TUN.285425 - TUN.285425	Drawing name: =2V03&EFS_EL	=	
			Ed.	MKLEPADLO						+ V1WR1UQ52UQ11.2	
			Appr		P6700 Underbody Floor Skin - Cell 2V03				Document type: EPB	Project nr: 22-16151	Page 1
Modification	Date	Name	Original		Replacement of	Replaced by	Scale 1:1				1721

Parts list

F01_001

Device tag	Quantity	Designation	Type number	Supplier	Part number
=V1WR1UQ52UQ11.3-BGS/R	1	Inductive sensor Monitoring Kit for Power Clamps	1324638	TUNKERS	TUN.1324638

+.WR1UQ52UQ11.2/1

+.WR1UQ52UQ12.1/1

			Date	9/21/2022	Volvo Trucks North America	Valiant TMS	Parts list : TUN.1324638 - TUN.1324638	Drawing name: =2V03&EFS_EL	=		
			Ed.	MKLEPADLO					+ V1WR1UQ52UQ11.3		
			Appr		P6700 Underbody Floor Skin - Cell 2V03			Document type: EPB	Project nr: 22-16151	Page	1
Modification	Date	Name	Original		Replacement of / Replaced by	Scale 1:1					1721

Parts list

F01_001

Device tag	Quantity	Designation	Type number	Supplier	Part number
=V1WR1UQ52UQ12.1-BGS/R	1	Inductive sensor Monitoring Kit for Power Clamps	1324638	TUNKERS	TUN.1324638

+.WR1UQ52UQ11.3/1

+.WR1UQ52UQ13.1/1

			Date	9/21/2022	Volvo Trucks North America	Valiant TMS	Parts list : TUN.1324638 - TUN.1324638	Drawing name: =2V03&EFS_EL	=		
			Ed.	MKLEPADLO					+ V1WR1UQ52UQ12.1		
			Appr		P6700 Underbody Floor Skin - Cell 2V03			Document type: EPB	Project nr: 22-16151	Page	1
Modification	Date	Name	Original		Replacement of / Replaced by	Scale 1:1					1721

Parts list

F01_001

Device tag	Quantity	Designation	Type number	Supplier	Part number
=V1WR1UQ52UQ13.1-BGS/R	1	Inductive sensor Monitoring Kit for Power Clamps	1324638	TUNKERS	TUN.1324638

Parts list

F01_001

Device tag	Quantity	Designation	Type number	Supplier	Part number
=V1WR1UQ52UQ13.2-BGS/R	1	Inductive sensor Monitoring Kit for Power Clamps	1324638	TUNKERS	TUN.1324638

+.WR1UQ52UQ13.1/1

+.WR1UQ52UQ14.1/1

			Date	9/21/2022	Volvo Trucks North America	Valiant TMS	Parts list : TUN.1324638 - TUN.1324638	Drawing name: =2V03&EFS_EL	=		
			Ed.	MKLEPADLO					+ V1WR1UQ52UQ13.2		
			Appr		P6700 Underbody Floor Skin - Cell 2V03			Document type: EPB	Project nr: 22-16151	Page	1
Modification	Date	Name	Original		Replacement of / Replaced by	Scale 1:1					1721

Parts list

F01_001

Device tag	Quantity	Designation	Type number	Supplier	Part number
=V1WR1UQ52UQ14.1-BGS/R	1	Inductive sensor Monitoring Kit for Power Clamps	1324638	TUNKERS	TUN.1324638

Parts list

F01_001

Device tag	Quantity	Designation	Type number	Supplier	Part number
=V1WR1UQ52UQ14.2-BGS/R	1	Inductive sensor Monitoring Kit for Power Clamps	1324638	TUNKERS	TUN.1324638

+.WR1UQ52UQ14.1/1

+.WR1UQ52UQ15.1/1

			Date	9/21/2022	Volvo Trucks North America	Valiant TMS	Parts list : TUN.1324638 - TUN.1324638	Drawing name: =2V03&EFS_EL	=		
			Ed.	MKLEPADLO					+ V1WR1UQ52UQ14.2		
			Appr		P6700 Underbody Floor Skin - Cell 2V03			Document type: EPB	Project nr: 22-16151	Page	1
Modification	Date	Name	Original		Replacement of / Replaced by	Scale 1:1					1721

Parts list

F01_001

Device tag	Quantity	Designation	Type number	Supplier	Part number
=V1WR1UQ52UQ15.1-BGS/R	1	Inductive sensor Monitoring Kit for BP2 Lockout Pin	SWITCH_L3	WELKER	WELKER.SWITCH_L3

Parts list

F01_001

Device tag	Quantity	Designation	Type number	Supplier	Part number
=V1WR1UQ52UQ16.1-BGR	1	Inductive sensor With WeldGuard™ coating	BI20U-CA40-AP6X2-H1141/S1590W/BS2.0	TURCK	TUR.BI20U-CA40-AP6X2-H1141/S1590W/BS2.0
=V1WR1UQ52UQ16.1-BGS	1	Inductive sensor With WeldGuard™ coating	BI20U-CA40-AP6X2-H1141/S1590W/BS2.0	TURCK	TUR.BI20U-CA40-AP6X2-H1141/S1590W/BS2.0
=V1WR1UQ52UQ16.1-XGR/S	1	Y splitter	U2-30676	TURCK	TUR.VB2-FSM 4.4/2FKM 4/S3450

+.WR1UQ52UQ15.1/1

+.WR1UQ52UQ17.1/1

			Date	9/21/2022	Volvo Trucks North America		Valiant TMS	Parts list : TUR.BI20U-CA40-AP6X2-H1141/S1590W/BS2.0 - TUR.VB2-FSM 4.4/2FKM 4/S3450	Drawing name: =2V03&EFS_EL		=
			Ed.	MKLEPADLO							+ V1WR1UQ52UQ16.1
			Appr		P6700 Underbody Floor Skin - Cell 2V03		Scale 1:1		Document type: EPB	Project nr: 22-16151	Page 1
Modification	Date	Name	Original		Replacement of	Replaced by					1721

Parts list

F01_001

Device tag	Quantity	Designation	Type number	Supplier	Part number
=V1WR1UQ52UQ17.1-BGS/R	1	Inductive sensor Monitoring Kit for Power Clamps	1324638	TUNKERS	TUN.1324638

+.WR1UQ52UQ16.1/1

+.WR1UQ52UQ17.2/1

			Date	9/21/2022	Volvo Trucks North America		Valiant TMS	Parts list : TUN.1324638 - TUN.1324638	Drawing name: =2V03&EFS_EL	=	
			Ed.	MKLEPADLO						+ V1WR1UQ52UQ17.1	
			Appr		P6700 Underbody Floor Skin - Cell 2V03				Document type: EPB	Project nr: 22-16151	Page 1
Modification	Date	Name	Original		Replacement of	Replaced by	Scale 1:1				1721

Parts list

F01_001

Device tag	Quantity	Designation	Type number	Supplier	Part number
=V1WR1UQ52UQ17.2-BGS/R	1	Inductive sensor Monitoring Kit for Power Clamps	1324638	TUNKERS	TUN.1324638

+.WR1UQ52UQ17.1/1

+.WR1UQ52UQ18.1/1

			Date	9/21/2022	Volvo Trucks North America	Valiant TMS	Parts list : TUN.1324638 - TUN.1324638	Drawing name: =2V03&EFS_EL	=		
			Ed.	MKLEPADLO					+ V1WR1UQ52UQ17.2		
			Appr		P6700 Underbody Floor Skin - Cell 2V03			Document type: EPB	Project nr: 22-16151	Page	1
Modification	Date	Name	Original		Replacement of / Replaced by	Scale 1:1					1721

Parts list

F01_001

Device tag	Quantity	Designation	Type number	Supplier	Part number
=V1WR1UQ52UQ18.1-BGS/R	1	Inductive sensor Monitoring Kit for Vario Power Clamps	285425	TUNKERS	TUN.285425

+.WR1UQ52UQ17.2/1

+.WR1UQ52UQ18.2/1

			Date	9/21/2022	Volvo Trucks North America		Valiant TMS	Parts list : TUN.285425 - TUN.285425	Drawing name: =2V03&EFS_EL	=	
			Ed.	MKLEPADLO						+ V1WR1UQ52UQ18.1	
			Appr		P6700 Underbody Floor Skin - Cell 2V03				Document type: EPB	Project nr: 22-16151	Page 1
Modification	Date	Name	Original		Replacement of	Replaced by	Scale 1:1				1721

Parts list

F01_001

Device tag	Quantity	Designation	Type number	Supplier	Part number
=V1WR1UQ52UQ18.2-BGS/R	1	Inductive sensor Monitoring Kit for Vario Power Clamps	285425	TUNKERS	TUN.285425

+.WR1UQ52UQ18.1/1

+.WR1UQ52UQ19.1/1

			Date	9/21/2022	Volvo Trucks North America	Valiant TMS	Parts list : TUN.285425 - TUN.285425	Drawing name: =2V03&EFS_EL	=		
			Ed.	MKLEPADLO					+ V1WR1UQ52UQ18.2		
			Appr		P6700 Underbody Floor Skin - Cell 2V03			Document type: EPB	Project nr: 22-16151	Page	1
Modification	Date	Name	Original		Replacement of / Replaced by	Scale 1:1					1721

Parts list

F01_001

Device tag	Quantity	Designation	Type number	Supplier	Part number
=V1WR1UQ52UQ19.1-BGS/R	1	Inductive sensor Monitoring Kit for Power Clamps	1324638	TUNKERS	TUN.1324638

+.WR1UQ52UQ18.2/1

+.WR1UQ52UQ19.2/1

			Date	9/21/2022	Volvo Trucks North America		Valiant TMS	Parts list : TUN.1324638 - TUN.1324638	Drawing name: =2V03&EFS_EL	=	
			Ed.	MKLEPADLO						+ V1WR1UQ52UQ19.1	
			Appr		P6700 Underbody Floor Skin - Cell 2V03				Document type: EPB	Project nr: 22-16151	Page 1
Modification	Date	Name	Original		Replacement of	Replaced by	Scale 1:1				1721

Parts list

F01_001

Device tag	Quantity	Designation	Type number	Supplier	Part number
=V1WR1UQ52UQ19.2-BGS/R	1	Inductive sensor Monitoring Kit for Power Clamps	1324638	TUNKERS	TUN.1324638

+.WR1UQ52UQ19.1/1

+.WR1UQ52UQ19.3/1

			Date	9/21/2022	Volvo Trucks North America	Valiant TMS	Parts list : TUN.1324638 - TUN.1324638	Drawing name: =2V03&EFS_EL	=		
			Ed.	MKLEPADLO					+ V1WR1UQ52UQ19.2		
			Appr		P6700 Underbody Floor Skin - Cell 2V03			Document type: EPB	Project nr: 22-16151	Page	1
Modification	Date	Name	Original		Replacement of / Replaced by	Scale 1:1					1721

Parts list

F01_001

Device tag	Quantity	Designation	Type number	Supplier	Part number
=V1WR1UQ52UQ19.3-BGS/R	1	Inductive sensor Monitoring Kit for Power Clamps	1324638	TUNKERS	TUN.1324638

+.WR1UQ52UQ19.2/1

+.WR1UQ52UQ20.1/1

			Date	9/21/2022	Volvo Trucks North America	Valiant TMS	Parts list : TUN.1324638 - TUN.1324638	Drawing name: =2V03&EFS_EL	=		
			Ed.	MKLEPADLO					+ V1WR1UQ52UQ19.3		
			Appr		P6700 Underbody Floor Skin - Cell 2V03			Document type: EPB	Project nr: 22-16151	Page	1
Modification	Date	Name	Original		Replacement of / Replaced by	Scale 1:1					1721

Parts list

F01_001

Device tag	Quantity	Designation	Type number	Supplier	Part number
=V1WR1UQ52UQ20.1-BGS/R	1	Inductive sensor Monitoring Kit for Power Clamps	1324638	TUNKERS	TUN.1324638

+.WR1UQ52UQ19.3/1

+V2AR181XQ91UC01/1

			Date	11/16/2022	Volvo Trucks North America		Valiant TMS	Parts list : TUN.1324638 - TUN.1324638	Drawing name:	=	
			Ed.	KMAFFRE						+ V1WR1UQ52UQ20.1	
			Appr		P6700 Underbody Floor Skin - Cell 2V03				Document type:	Project nr:	Page 1
Modification	Date	Name	Original		Replacement of	Replaced by	Scale 1:1		EPB	22-16151	1721

Parts list

F01_001

Device tag	Quantity	Designation	Type number	Supplier	Part number
=V2AR181XQ91WC1-XG1	1	Surface socket-outlet		ABB	ABB.2CMA193115R1000

Parts list

F01_001

Device tag	Quantity	Designation	Type number	Supplier	Part number
=V2AR181XQ92WC1-XG1	1	Surface socket-outlet		ABB	ABB.2CMA193115R1000

+.AR181XQ91UC01/1

+.AR181XQ93UC01/1

			Date	9/21/2022	Volvo Trucks North America		Valiant TMS	Parts list : ABB.2CMA193115R1000 - ABB.2CMA193115R1000	Drawing name: =2V03&EFS_EL	=	
			Ed.	MKLEPADLO						+ V2AR181XQ92UC01	
			Appr		P6700 Underbody Floor Skin - Cell 2V03		Scale 1:1		Document type: EPB	Project nr: 22-16151	Page 1
Modification	Date	Name	Original		Replacement of	Replaced by					1721

Parts list

F01_001

Device tag	Quantity	Designation	Type number	Supplier	Part number
=V2AR181XQ93WC1-XG1	1	Surface socket-outlet		ABB	ABB.2CMA193115R1000

+.AR181XQ92UC01/1

+.FQ1BG1/1

			Date	9/21/2022	Volvo Trucks North America		Valiant TMS	Parts list : ABB.2CMA193115R1000 - ABB.2CMA193115R1000	Drawing name: =2V03&EFS_EL	=	
			Ed.	MKLEPADLO						+ V2AR181XQ93UC01	
			Appr		P6700 Underbody Floor Skin - Cell 2V03		Scale 1:1		Document type: EPB	Project nr: 22-16151	Page 1
Modification	Date	Name	Original		Replacement of	Replaced by					1721

Parts list

F01_001

Device tag	Quantity	Designation	Type number	Supplier	Part number
=V2FQ1-BG1	1	SWITCH	MGB-L2B-PNA-R-121859	EUCHNER	EUC.MGB-L2B-PNA-R-121859
=V2FQ1-BG1	1	HANDLE	MGB-H-AA1A2-R-106049	EUCHNER	EUC.MGB-H-AA1A2-R-106049
=V2FQ1-BG1	1	MOUNTING PLATE	MGB-A-MOUNTINGPLATE-H-109491	EUCHNER	EUC.MGB-A-MOUNTINGPLATE-H-109491
=V2FQ1-BG1	1	ESCAPE RELEASE	MGB-E-A2-106051	EUCHNER	EUC.MGB-E-A2-106051

+.AR181XQ93UC01/1

+.GL11UC01/1

			Date	9/21/2022	Volvo Trucks North America	Valiant TMS	Parts list : EUC.MGB-L2B-PNA-R-121859 - EUC.MGB-E-A2-106051	Drawing name: =2V03&EFS_EL	=	
			Ed.	MKLEPADLO					+ V2FQ1BG1	
			Appr		P6700 Underbody Floor Skin - Cell 2V03	Scale 1:1		Document type: EPB	Project nr: 22-16151	Page 1
Modification	Date	Name	Original		Replacement of / Replaced by					1721

Parts list

F01_001

Device tag	Quantity	Designation	Type number	Supplier	Part number
=V2GL11WC1-Q1	1	DISCONNECT	EM3BMHANQ4SDCG10	E-M	E-M.EM3BMHANQ4SDCG10

Parts list

F01_001

Device tag	Quantity	Designation	Type number	Supplier	Part number
=V2U90U01KF1-KF1.11	1	MVK-MPNIO DI8 DO8 FSU	MVK-MPNIO DI8 DO8 FSU	MURR	MURR.55339
=V2U90U01PF1-PF1	1	K50L Series Daylight Visible Indicators	K50L2RGB7QP	BANNER	BAN.805371
=V2U90U01PF1-PF1	1	Mounting kit	SMB30A	BANNER	BAN.32723

+.GL11UC01/1

+.UC14/1

			Date	11/1/2022	Volvo Trucks North America		Valiant TMS	Parts list : MURR.55339 - BAN.32723	Drawing name: =2V03&EFS_EL	=	
			Ed.	KMAFFRE						+ V2U90U01	
			Appr		P6700 Underbody Floor Skin - Cell 2V03				Document type: EPB	Project nr: 22-16151	Page 1
Modification	Date	Name	Original		Replacement of	Replaced by	Scale 1:1				1721

Parts list

F01_001

Device tag	Quantity	Designation	Type number	Supplier	Part number
=V2KF1-KF14	1				SIE.6ES7155-6AA01-0BN0_subassembly
=V2KF1-KF14	1	ET200SP, SERVERMODULE	6ES7193-6PA00-0AA0		SIE.6ES7193-6PA00-0AA0
=V2KF1-KF14.11	1	ET 200SP, DI 16x 24V DC ST, PU 1	6ES7131-6BH01-0BA0	SIE	SIE.6ES7131-6BH01-0BA0
=V2KF1-KF14.11	1	BASEUNIT TYPE A0, BU15-P16+A0+2D	6ES7193-6BP00-0DA0	SIE	SIE.6ES7193-6BP00-0DA0
=V2KF1-KF14.12	1	ET 200SP, DI 16x 24V DC ST, PU 1	6ES7131-6BH01-0BA0	SIE	SIE.6ES7131-6BH01-0BA0
=V2KF1-KF14.12	1	BASEUNIT TYPE A0, BU15-P16+A0+2D	6ES7193-6BP00-0DA0	SIE	SIE.6ES7193-6BP00-0DA0
=V2KF1-KF14.21	1	ET 200SP, DQ 16x 24V DC/0,5A ST, PU 1	6ES7132-6BH01-0BA0	SIE	SIE.6ES7132-6BH01-0BA0
=V2KF1-KF14.21	1	BASEUNIT TYPE A0, BU15-P16+A0+2D	6ES7193-6BP00-0DA0	SIE	SIE.6ES7193-6BP00-0DA0
=V2KF1-KF14.31	1	ET 200SP, El-Mod., F-DI 8x24VDC HF	6ES7136-6BA00-0CA0		SIE.6ES7136-6BA00-0CA0
=V2KF1-KF14.31	1	BASEUNIT TYPE A0, BU15-P16+A0+2B	6ES7193-6BP00-0BA0	SIE	SIE.6ES7193-6BP00-0BA0
=V2KF1-KF14.32	1	ET 200SP, El-Mod., F-DI 8x24VDC HF	6ES7136-6BA00-0CA0		SIE.6ES7136-6BA00-0CA0
=V2KF1-KF14.32	1	BASEUNIT TYPE A0, BU15-P16+A0+2B	6ES7193-6BP00-0BA0	SIE	SIE.6ES7193-6BP00-0BA0
=V2KF1-KF14.41	1	ET 200SP, El-Mod., F-DQ 4xDC 24V/2A	6ES7136-6DB00-0CA0		SIE.6ES7136-6DB00-0CA0
=V2KF1-KF14.41	1	BASEUNIT TYPE A0, BU15-P16+A0+2B	6ES7193-6BP00-0BA0	SIE	SIE.6ES7193-6BP00-0BA0
=V2KF1-KF14.42	1	ET 200SP, El-Mod., F-DQ 4xDC 24V/2A	6ES7136-6DB00-0CA0		SIE.6ES7136-6DB00-0CA0
=V2KF1-KF14.42	1	BASEUNIT TYPE A0, BU15-P16+A0+2B	6ES7193-6BP00-0BA0	SIE	SIE.6ES7193-6BP00-0BA0
=V2KF1-KF14.51	1	ET 200SP, F-RQ 1x24VDC/24..230VAC/5A ST	6ES7136-6RA00-0BF0		SIE.6ES7136-6RA00-0BF0
=V2KF1-KF14.51	1	BASEUNIT TYPE F0, BU20-P8+A4+0B	6ES7193-6BP20-0BF0	SIE	SIE.6ES7193-6BP20-0BF0
=V2KF1-KF14.52	1	ET 200SP, F-RQ 1x24VDC/24..230VAC/5A ST	6ES7136-6RA00-0BF0		SIE.6ES7136-6RA00-0BF0
=V2KF1-KF14.52	1	BASEUNIT TYPE F0, BU20-P8+A4+0B	6ES7193-6BP20-0BF0	SIE	SIE.6ES7193-6BP20-0BF0
=V2KF1-KF14.53	1	ET 200SP, F-RQ 1x24VDC/24..230VAC/5A ST	6ES7136-6RA00-0BF0		SIE.6ES7136-6RA00-0BF0
=V2KF1-KF14.53	1	BASEUNIT TYPE F0, BU20-P8+A4+0B	6ES7193-6BP20-0BF0	SIE	SIE.6ES7193-6BP20-0BF0
=V2KF1-KF14.54	1	ET 200SP, F-RQ 1x24VDC/24..230VAC/5A ST	6ES7136-6RA00-0BF0		SIE.6ES7136-6RA00-0BF0
=V2KF1-KF14.54	1	BASEUNIT TYPE F0, BU20-P8+A4+0B	6ES7193-6BP20-0BF0	SIE	SIE.6ES7193-6BP20-0BF0
=V2KF1-KF100.14	1	SCALANCE XC216	6GK5216-0BA00-2AC2	SIE	SIE.6GK5216-0BA00-2AC2
=V2KF1-KF100.14	1	C-PLUG	6GK1900-0AB10	SIE	SIE.6GK1900-0AB10
=V2WC3-FC1	1	CIRCUIT BREAKER 240V 14KA, 1-POLE, C, 16A, D=70MM	5SJ4116-7HG41	SIE	SIE.5SJ4116-7HG41
=V2WC3-FC1	1	AUXILARY SWITCH 1NO1NC UL489	5ST3010-0HG	SIE	SIE.5ST3010-0HG
=V2WC3-FC2	1	CIRCUIT BREAKER 240V 14KA, 1-POLE, C, 3A, D=70MM	5SJ4103-7HG41	SIE	SIE.5SJ4103-7HG41
=V2WC3-FC2	1	AUXILARY SWITCH 1NO1NC UL489	5ST3010-0HG	SIE	SIE.5ST3010-0HG
=V2WC3-FC3	1	CIRCUIT BREAKER 240V 14KA, 1-POLE, C, 16A, D=70MM	5SJ4116-7HG41	SIE	SIE.5SJ4116-7HG41
=V2WC3-XG2	1	Panel Interface Connector with USB Type A/F to USB Type A/M [Qty: 2]; Category 5e RJ45 Feed-Through; Housing; UL Type 4; Duplex Outlet; 5 Amp Circuit Breaker	RJ45 Feed-Through		GT_N.P-P11#2R2-K3RD5
=V2WC4-FC11	1	SITOP SEL1200 8 x 10A	6EP4438-7FB00-3DX0		SIE.6EP4438-7FB00-3DX0
=V2WC4-FC12	1	SITOP SEL1200 8 x 10A	6EP4438-7FB00-3DX0		SIE.6EP4438-7FB00-3DX0
=V2WC4-TA1	1	SITOP PSU6200 1ph 24 V/20 A	6EP3336-7SB00-3AX0		SIE.6EP3336-7SB00-3AX0

Parts list

F01_001

Device tag	Quantity	Designation	Type number	Supplier	Part number
=V2KF1-KF46	1				SIE.6ES7155-6AA01-0BN0_subassembly
=V2KF1-KF46	1	ET200SP, SERVERMODULE	6ES7193-6PA00-0AA0		SIE.6ES7193-6PA00-0AA0
=V2KF1-KF46.11	1	ET 200SP, DI 16x 24V DC ST, PU 1	6ES7131-6BH01-0BA0	SIE	SIE.6ES7131-6BH01-0BA0
=V2KF1-KF46.11	1	BASEUNIT TYPE A0, BU15-P16+A0+2D	6ES7193-6BP00-0DA0	SIE	SIE.6ES7193-6BP00-0DA0
=V2KF1-KF46.41	1	ET 200SP, El-Mod., F-DQ 4xDC 24V/2A	6ES7136-6DB00-0CA0		SIE.6ES7136-6DB00-0CA0
=V2KF1-KF46.41	1	BASEUNIT TYPE A0, BU15-P16+A0+2D	6ES7193-6BP00-0DA0	SIE	SIE.6ES7193-6BP00-0DA0
=V2KF1-KF46.51	1	ET 200SP, F-RQ 1x24VDC/24..230VAC/5A ST	6ES7136-6RA00-0BF0		SIE.6ES7136-6RA00-0BF0
=V2KF1-KF46.51	1	BASEUNIT TYPE F0, BU20-P8+A4+0B	6ES7193-6BP20-0BF0	SIE	SIE.6ES7193-6BP20-0BF0
=V2KF1-KF46.52	1	ET 200SP, F-RQ 1x24VDC/24..230VAC/5A ST	6ES7136-6RA00-0BF0		SIE.6ES7136-6RA00-0BF0
=V2KF1-KF46.52	1	BASEUNIT TYPE F0, BU20-P8+A4+0B	6ES7193-6BP20-0BF0	SIE	SIE.6ES7193-6BP20-0BF0
=V2KF1-KF46.53	1	ET 200SP, F-RQ 1x24VDC/24..230VAC/5A ST	6ES7136-6RA00-0BF0		SIE.6ES7136-6RA00-0BF0
=V2KF1-KF46.53	1	BASEUNIT TYPE F0, BU20-P8+A4+0B	6ES7193-6BP20-0BF0	SIE	SIE.6ES7193-6BP20-0BF0
=V2KF1-KF46.54	1	ET 200SP, F-RQ 1x24VDC/24..230VAC/5A ST	6ES7136-6RA00-0BF0		SIE.6ES7136-6RA00-0BF0
=V2KF1-KF46.54	1	BASEUNIT TYPE F0, BU20-P8+A4+0B	6ES7193-6BP20-0BF0	SIE	SIE.6ES7193-6BP20-0BF0
=V2KF1-KF100.46	1	SCALANCE XC208	6GK5208-0BA00-2AC2	SIE	SIE.6GK5208-0BA00-2AC2
=V2KF1-UC01	1	Compact enclosure AX	AX.1050000		RIT.1050000
=V2UC46-M1	1	Ground bar kit, 5 positions.	ECGB5	SIE	US2.ECGB5
=V2UC46-M1	1	Wiring Duct Covers, PVC	C1.5LG6	PAN	PAN.C1.5LG6
=V2UC46-M1	1	Wiring Duct Covers, PVC	C2LG6	PAN	PAN.C2LG6
=V2UC46-M1	1	Wide Slotted Wiring Duct, PVC	G1.5X4LG6	PAN	PAN.G1.5X4LG6
=V2UC46-M1	1	Wide Slotted Wiring Duct, PVC	G2X4LG6	PAN	PAN.G2X4LG6
=V2UC46-M1	1	STAND.SECTIONAL RAIL 35MM, LENGTH 483MM	6ES5710-8MA11	Siemens AG	SIE.6ES5710-8MA11
=V2WC3-FC1	1	Miniature Circuit Breaker MCBs - SU201M - Number of Poles 1 - Tripping characteristic C	SU201M-C10	ABB	ABB.2CDS271337R0104
=V2WC3-FC1	1	S2C-H6RU - Auxiliary Contact	S2C-H6RU	ABB	ABB.2CDS200914R0001
=V2WC3-XD1	1	RECEPTACLE MINI 3P MALE 1M	RSF 36-1M W/LN	TURCK	TUR.RSF 36-1M W/LN
=V2WC4-FC11	1	4x3-10A	6EP1961-2BA41	SIE	SIE.6EP1961-2BA41
=V2WC4-TA1	1	SITOP PSU6200 1ph 24 V/20 A	6EP3336-7SB00-3AX0		SIE.6EP3336-7SB00-3AX0
=V2WC4-XD51	1	RECEPTACLE MINI 5P FEMALE 1M	RKF 50-1M/NPT	TURCK	TUR.RKF 50-1M/NPT
=V2WC4-XD52	1	RECEPTACLE MINI 5P FEMALE 1M	RKF 50-1M/NPT	TURCK	TUR.RKF 50-1M/NPT
=V2WC4-XD53	1	RECEPTACLE MINI 5P FEMALE 1M	RKF 50-1M/NPT	TURCK	TUR.RKF 50-1M/NPT
=V2WC4-XD54	1	RECEPTACLE MINI 5P FEMALE 1M	RKF 50-1M/NPT	TURCK	TUR.RKF 50-1M/NPT

+.UC14/1 +.UC61/1

			Date	11/14/2022	Volvo Trucks North America	Valiant TMS	Parts list : SIE.6ES7155-6AA01-0BN0_subassembly - TUR.RKF 50-1M/NPT	Drawing name: =2V03&EFS_EL	= + V2UC46	
			Ed.	KMAFFRE	P6700 Underbody Floor Skin - Cell 2V03					
			Appr			Scale 1:1		Document type: EPB	Project nr: 22-16151	Page 1 / 1721
Modification	Date	Name	Original		Replacement of	Replaced by				

Parts list

F01_001

Device tag	Quantity	Designation	Type number	Supplier	Part number
=V2PZ1PF1-PF1	1	Signaling column connection element for pipe mounting incl. end cover and seal	8WD4408-0AA	SIE	SIE.8WD4408-0AA
=V2PZ1PF1-PF1	1	Tube with foot, tube length 100 mm, accessory for signaling columns 8WD44, D=70 mm	8WD4308-0DA	SIEMENS	SIE.8WD4308-0DA
=V2PZ1PF1-PF1	1	Signaling column multifunctional siren element different sounds can be set 24 V	8WD4420-0EA2		SIE.8WD4420-0EA2
=V2PZ1PF1-PF1	1	Signaling column continuous light element LED red, 24 V AC/DC	8WD4420-5AB	SIE	SIE.8WD4420-5AB
=V2PZ1PF1-PF1	1	Signaling column continuous light element LED green, 24 V AC/DC	8WD4420-5AC	SIE	SIE.8WD4420-5AC
=V2PZ1PF1-UC01	1	Small enclosures KX	KX.1574000		RIT.1574000
=V2PZ1PF1-XD1	1	RECEPTACLE 1-1/8" MINIFAST 10P MALE 2M	RSF 106-2M/14.5/NPT/CS16486	TURCK	TUR.RSF 106-2M/14.5/NPT/CS16486

			Date	12/5/2022	Volvo Trucks North America	Valiant TMS	Parts list : SIE.8WD4408-0AA - TUR.RSF 106-2M/14.5/NPT/CS16486	Drawing name:	=	
			Ed.	KMAFFRE					+ V2UC61	
			Appr		P6700 Underbody Floor Skin - Cell 2V03	Scale 1:1		Document type: EPB	Project nr: 22-16151	Page 1
Modification	Date	Name	Original		Replacement of / Replaced by					1721

Parts list

F01_001

Device tag	Quantity	Designation	Type number	Supplier	Part number
=V2WR1BG0-BG01	0	Inductive slot sensor	SJ15-E2-V1-Y40122	P+F	P+F.SJ15-E2-V1-Y40122
=V2WR1BG0-BG02	0	Inductive sensor With WeldGuard™ coating	BI20U-CA40-AP6X2-H1141/S1590W/BS2.1	TURCK	TUR.BI20U-CA40-AP6X2-H1141/S1590W/BS2.1
=V2WR1BG0-BG03	0	Inductive sensor With WeldGuard™ coating	BI20U-CA40-AP6X2-H1141/S1590W/BS2.1	TURCK	TUR.BI20U-CA40-AP6X2-H1141/S1590W/BS2.1
=V2WR1BG0-BG04	0	Inductive sensor With WeldGuard™ coating	BI20U-CA40-AP6X2-H1141/S1590W/BS2.1	TURCK	TUR.BI20U-CA40-AP6X2-H1141/S1590W/BS2.1
=V2WR1BG0-BG05	0	Inductive sensor With WeldGuard™ coating	BI20U-CA40-AP6X2-H1141/S1590W/BS2.1	TURCK	TUR.BI20U-CA40-AP6X2-H1141/S1590W/BS2.1
=V2WR1KF1-KF1.11	1	Field bus, decentralized peripheral - digital I/O module	MVK-MPNIO F DI16/8 7/8" IRT		MURR.55556

+.UC61/1

+.WR1UQ51/1

			Date	9/21/2022	Volvo Trucks North America		Valiant TMS	Parts list : P+F.SJ15-E2-V1-Y40122 - MURR.55556	Drawing name: =2V03&EFS_EL	=	
			Ed.	MKLEPADLO						+ V2WR1	
			Appr		P6700 Underbody Floor Skin - Cell 2V03				Document type: EPB	Project nr: 22-16151	Page 1
Modification	Date	Name	Original		Replacement of	Replaced by	Scale 1:1				1721

Parts list

F01_001

Device tag	Quantity	Designation	Type number	Supplier	Part number
=V2WR1UQ51BG0-BG01	1	Inductive sensor	BI20U-CA40-AP6X2-H1141 W/BS2.1	TURCK	TUR.BI20U-CA40-AP6X2-H1141 W/BS2.1
=V2WR1UQ51BG0-BG02	1	Inductive sensor	BI20U-CA40-AP6X2-H1141 W/BS2.1	TURCK	TUR.BI20U-CA40-AP6X2-H1141 W/BS2.1
=V2WR1UQ51BG0-BG03	1	Inductive sensor	BI20U-CA40-AP6X2-H1141 W/BS2.1	TURCK	TUR.BI20U-CA40-AP6X2-H1141 W/BS2.1
=V2WR1UQ51BG0-BG04	1	Inductive sensor	BI20U-CA40-AP6X2-H1141 W/BS2.1	TURCK	TUR.BI20U-CA40-AP6X2-H1141 W/BS2.1
=V2WR1UQ51BG0-BG05	1	Inductive sensor	BI20U-CA40-AP6X2-H1141 W/BS2.1	TURCK	TUR.BI20U-CA40-AP6X2-H1141 W/BS2.1
=V2WR1UQ51BG0-XG1/2	1	Y splitter	U2-30676	TURCK	TUR.VB2-FSM 4.4/2FKM 4/S3450
=V2WR1UQ51BG0-XG3/4	1	Y splitter	U2-30676	TURCK	TUR.VB2-FSM 4.4/2FKM 4/S3450
=V2WR1UQ51KF1-KF1	0	Bus node	CPX-FB33	FES	FES.548755
=V2WR1UQ51KF1-KF1	0	Interlinking block	CPX-M-GE-EV-S-7/8-5POL	FES	FES.550208
=V2WR1UQ51KF1-KF1.11	0	Manifold block	CPX-M-AB-8-M12X2-5POL	FES	FES.549335
=V2WR1UQ51KF1-KF1.12	0	Manifold block	CPX-M-AB-8-M12X2-5POL	FES	FES.549335
=V2WR1UQ51KF2-KF2	0	Bus node	CPX-FB33	FES	FES.548755
=V2WR1UQ51KF2-KF2	0	Interlinking block	CPX-M-GE-EV-S-7/8-5POL	FES	FES.550208
=V2WR1UQ51KF2-KF2.11	0	Manifold block	CPX-M-AB-8-M12X2-5POL	FES	FES.549335
=V2WR1UQ51KF2-KF2.12	0	Manifold block	CPX-M-AB-8-M12X2-5POL	FES	FES.549335
=V2WR1UQ51WC4-XG51	1	TEE, 5-PIN MINI, STANDARD KEYWAY	U2109-9	TURCK	TUR.RSM-2RKM 50

Parts list

F01_001

Device tag	Quantity	Designation	Type number	Supplier	Part number
=V2WR1UQ51UQ1.1-BGS/R	1	Inductive sensor Monitoring Kit for Power Clamps	1324638	TUNKERS	TUN.1324638

+V2WR1UQ51/1

+.WR1UQ51UQ1.2/1

			Date	9/21/2022	Volvo Trucks North America	Valiant TMS	Parts list : TUN.1324638 - TUN.1324638	Drawing name: =2V03&EFS_EL	= + V2WR1UQ51UQ1.1	
			Ed.	MKLEPADLO						
			Appr		P6700 Underbody Floor Skin - Cell 2V03			Document type: EPB	Project nr: 22-16151	Page 1
Modification	Date	Name	Original		Replacement of / Replaced by	Scale 1:1				1721

Parts list

F01_001

Device tag	Quantity	Designation	Type number	Supplier	Part number
=V2WR1UQ51UQ1.2-BGS/R	1	Inductive sensor Monitoring Kit for Power Clamps	1324638	TUNKERS	TUN.1324638

+.WR1UQ51UQ1.1/1

+.WR1UQ51UQ1.3/1

			Date	9/21/2022	Volvo Trucks North America		Valiant TMS	Parts list : TUN.1324638 - TUN.1324638	Drawing name: =2V03&EFS_EL	=	
			Ed.	MKLEPADLO						+ V2WR1UQ51UQ1.2	
			Appr		P6700 Underbody Floor Skin - Cell 2V03				Document type: EPB	Project nr: 22-16151	Page 1
Modification	Date	Name	Original		Replacement of	Replaced by	Scale 1:1				1721

Parts list

F01_001

Device tag	Quantity	Designation	Type number	Supplier	Part number
=V2WR1UQ51UQ1.3-BGS/R	1	Inductive sensor Monitoring Kit for Power Clamps	1324638	TUNKERS	TUN.1324638

+.WR1UQ51UQ1.2/1

+.WR1UQ51UQ1.4/1

			Date	9/21/2022	Volvo Trucks North America		Valiant TMS	Parts list : TUN.1324638 - TUN.1324638	Drawing name: =2V03&EFS_EL	=	
			Ed.	MKLEPADLO						+ V2WR1UQ51UQ1.3	
			Appr		P6700 Underbody Floor Skin - Cell 2V03				Document type: EPB	Project nr: 22-16151	Page 1
Modification	Date	Name	Original		Replacement of	Replaced by	Scale 1:1				1721

Parts list

F01_001

Device tag	Quantity	Designation	Type number	Supplier	Part number
=V2WR1UQ51UQ1.4-BGS/R	1	Inductive sensor Monitoring Kit for Power Clamps	1324638	TUNKERS	TUN.1324638

+.WR1UQ51UQ1.3/1

+.WR1UQ51UQ2.1/1

			Date	9/21/2022	Volvo Trucks North America		Valiant TMS	Parts list : TUN.1324638 - TUN.1324638	Drawing name: =2V03&EFS_EL	=	
			Ed.	MKLEPADLO						+ V2WR1UQ51UQ1.4	
			Appr		P6700 Underbody Floor Skin - Cell 2V03				Document type: EPB	Project nr: 22-16151	Page 1
Modification	Date	Name	Original		Replacement of	Replaced by	Scale 1:1				1721

Parts list

F01_001

Device tag	Quantity	Designation	Type number	Supplier	Part number
=V2WR1UQ51UQ2.1-BGS/R	1	Inductive sensor Monitoring Kit for Power Clamps	1324638	TUNKERS	TUN.1324638

+.WR1UQ51UQ1.4/1

+.WR1UQ51UQ2.2/1

			Date	9/21/2022	Volvo Trucks North America		Valiant TMS	Parts list : TUN.1324638 - TUN.1324638	Drawing name: =2V03&EFS_EL	=	
			Ed.	MKLEPADLO						+ V2WR1UQ51UQ2.1	
			Appr		P6700 Underbody Floor Skin - Cell 2V03				Document type: EPB	Project nr: 22-16151	Page 1
Modification	Date	Name	Original		Replacement of	Replaced by	Scale 1:1				1721

Parts list

F01_001

Device tag	Quantity	Designation	Type number	Supplier	Part number
=V2WR1UQ51UQ2.2-BGS/R	1	Inductive sensor Monitoring Kit for Power Clamps	1324638	TUNKERS	TUN.1324638

+.WR1UQ51UQ2.1/1

+.WR1UQ51UQ2.3/1

			Date	9/21/2022	Volvo Trucks North America		Valiant TMS	Parts list : TUN.1324638 - TUN.1324638	Drawing name: =2V03&EFS_EL	=	
			Ed.	MKLEPADLO						+ V2WR1UQ51UQ2.2	
			Appr		P6700 Underbody Floor Skin - Cell 2V03				Document type: EPB	Project nr: 22-16151	Page 1
Modification	Date	Name	Original		Replacement of	Replaced by	Scale 1:1				1721

Parts list

F01_001

Device tag	Quantity	Designation	Type number	Supplier	Part number
=V2WR1UQ51UQ2.3-BGS/R	1	Inductive sensor Monitoring Kit for Power Clamps	1324638	TUNKERS	TUN.1324638

+.WR1UQ51UQ2.2/1

+.WR1UQ51UQ3.1/1

			Date	9/21/2022	Volvo Trucks North America		Valiant TMS	Parts list : TUN.1324638 - TUN.1324638	Drawing name: =2V03&EFS_EL	=	
			Ed.	MKLEPADLO						+ V2WR1UQ51UQ2.3	
			Appr		P6700 Underbody Floor Skin - Cell 2V03				Document type: EPB	Project nr: 22-16151	Page 1
Modification	Date	Name	Original		Replacement of	Replaced by	Scale 1:1				1721

Parts list

F01_001

Device tag	Quantity	Designation	Type number	Supplier	Part number
=V2WR1UQ51UQ3.1-BGS/R	1	Inductive sensor Monitoring Kit for Power Clamps	1324638	TUNKERS	TUN.1324638

+.WR1UQ51UQ2.3/1

+.WR1UQ51UQ3.2/1

			Date	9/21/2022	Volvo Trucks North America		Valiant TMS	Parts list : TUN.1324638 - TUN.1324638	Drawing name: =2V03&EFS_EL	=	
			Ed.	MKLEPADLO						+ V2WR1UQ51UQ3.1	
			Appr		P6700 Underbody Floor Skin - Cell 2V03				Document type: EPB	Project nr: 22-16151	Page 1
Modification	Date	Name	Original		Replacement of	Replaced by	Scale 1:1				1721

Parts list

F01_001

Device tag	Quantity	Designation	Type number	Supplier	Part number
=V2WR1UQ51UQ3.2-BGS/R	1	Inductive sensor Monitoring Kit for Power Clamps	1324638	TUNKERS	TUN.1324638

+.WR1UQ51UQ3.1/1

+.WR1UQ51UQ3.3/1

			Date	9/21/2022	Volvo Trucks North America		Valiant TMS	Parts list : TUN.1324638 - TUN.1324638	Drawing name: =2V03&EFS_EL	=	
			Ed.	MKLEPADLO						+ V2WR1UQ51UQ3.2	
			Appr		P6700 Underbody Floor Skin - Cell 2V03				Document type: EPB	Project nr: 22-16151	Page 1
Modification	Date	Name	Original		Replacement of	Replaced by	Scale 1:1				1721

Parts list

F01_001

Device tag	Quantity	Designation	Type number	Supplier	Part number
=V2WR1UQ51UQ3.3-BGS/R	1	Inductive sensor Monitoring Kit for Power Clamps	1324638	TUNKERS	TUN.1324638

+.WR1UQ51UQ3.2/1

+.WR1UQ51UQ4.1/1

			Date	9/21/2022	Volvo Trucks North America		Valiant TMS	Parts list : TUN.1324638 - TUN.1324638	Drawing name: =2V03&EFS_EL	=	
			Ed.	MKLEPADLO						+ V2WR1UQ51UQ3.3	
			Appr		P6700 Underbody Floor Skin - Cell 2V03				Document type: EPB	Project nr: 22-16151	Page 1
Modification	Date	Name	Original		Replacement of	Replaced by	Scale 1:1				1721

Parts list

F01_001

Device tag	Quantity	Designation	Type number	Supplier	Part number
=V2WR1UQ51UQ4.1-BGS/R	1	Inductive sensor Monitoring Kit for Power Clamps	WWS001A	WELKER	WELKER.WWS001A

			Date	9/21/2022	Volvo Trucks North America		Valiant TMS	Parts list : WELKER.WWS001A - WELKER.WWS001A	Drawing name: =2V03&EFS_EL	=	
			Ed.	MKLEPADLO						+ V2WR1UQ51UQ4.1	
			Appr		P6700 Underbody Floor Skin - Cell 2V03		Scale 1:1		Document type: EPB	Project nr: 22-16151	Page 1
Modification	Date	Name	Original		Replacement of	Replaced by					1721

Parts list

F01_001

Device tag	Quantity	Designation	Type number	Supplier	Part number
=V2WR1UQ51UQ5.1-BGS/R	1	Inductive sensor Monitoring Kit for Power Clamps	WWS001A	WELKER	WELKER.WWS001A

+.WR1UQ51UQ4.1/1

+.WR1UQ51UQ6.1/1

			Date	9/21/2022	Volvo Trucks North America		Valiant TMS	Parts list : WELKER.WWS001A - WELKER.WWS001A	Drawing name: =2V03&EFS_EL	=	
			Ed.	MKLEPADLO						+ V2WR1UQ51UQ5.1	
			Appr		P6700 Underbody Floor Skin - Cell 2V03				Document type: EPB	Project nr: 22-16151	Page 1
Modification	Date	Name	Original		Replacement of	Replaced by	Scale 1:1				1721

Parts list

F01_001

Device tag	Quantity	Designation	Type number	Supplier	Part number
=V2WR1UQ51UQ6.1-BGS/R	1	Inductive sensor Monitoring Kit for Power Clamps	1324638	TUNKERS	TUN.1324638

Parts list

F01_001

Device tag	Quantity	Designation	Type number	Supplier	Part number
=V2WR1UQ51UQ6.2-BGS/R	1	Inductive sensor Monitoring Kit for Power Clamps	1324638	TUNKERS	TUN.1324638

+.WR1UQ51UQ6.1/1

+.WR1UQ51UQ7.1/1

			Date	9/21/2022	Volvo Trucks North America		Valiant TMS	Parts list : TUN.1324638 - TUN.1324638	Drawing name: =2V03&EFS_EL	=	
			Ed.	MKLEPADLO						+ V2WR1UQ51UQ6.2	
			Appr		P6700 Underbody Floor Skin - Cell 2V03				Document type: EPB	Project nr: 22-16151	Page 1
Modification	Date	Name	Original		Replacement of	Replaced by	Scale 1:1				1721

Parts list

F01_001

Device tag	Quantity	Designation	Type number	Supplier	Part number
=V2WR1UQ51UQ7.1-BGS/R	1	Inductive sensor Monitoring Kit for Power Clamps	1324638	TUNKERS	TUN.1324638

+.WR1UQ51UQ6.2/1

+.WR1UQ51UQ7.2/1

			Date	9/21/2022	Volvo Trucks North America		Valiant TMS	Parts list : TUN.1324638 - TUN.1324638	Drawing name: =2V03&EFS_EL	=	
			Ed.	MKLEPADLO						+ V2WR1UQ51UQ7.1	
			Appr		P6700 Underbody Floor Skin - Cell 2V03				Document type: EPB	Project nr: 22-16151	Page 1
Modification	Date	Name	Original		Replacement of	Replaced by	Scale 1:1				1721

Parts list

F01_001

Device tag	Quantity	Designation	Type number	Supplier	Part number
=V2WR1UQ51UQ7.2-BGS/R	1	Inductive sensor Monitoring Kit for Power Clamps	1324638	TUNKERS	TUN.1324638

Parts list

F01_001

Device tag	Quantity	Designation	Type number	Supplier	Part number
=V2WR1UQ51UQ8.1-BGS/R	1	Inductive sensor Monitoring Kit for Power Clamps	1324638	TUNKERS	TUN.1324638

+.WR1UQ51UQ7.2/1

+.WR1UQ51UQ9.1/1

			Date	9/21/2022	Volvo Trucks North America	Valiant TMS	Parts list : TUN.1324638 - TUN.1324638	Drawing name: =2V03&EFS_EL	=		
			Ed.	MKLEPADLO					+ V2WR1UQ51UQ8.1		
			Appr		P6700 Underbody Floor Skin - Cell 2V03			Document type: EPB	Project nr: 22-16151	Page	1
Modification	Date	Name	Original		Replacement of / Replaced by	Scale 1:1					1721

Parts list

F01_001

Device tag	Quantity	Designation	Type number	Supplier	Part number
=V2WR1UQ51UQ9.1-BGS/R	1	Inductive sensor Monitoring Kit for Power Clamps	WWS001A	WELKER	WELKER.WWS001A

+.WR1UQ51UQ8.1/1

+.WR1UQ51UQ10.1/1

			Date	9/21/2022	Volvo Trucks North America		Valiant TMS	Parts list : WELKER.WWS001A - WELKER.WWS001A	Drawing name: =2V03&EFS_EL	=	
			Ed.	MKLEPADLO						+ V2WR1UQ51UQ9.1	
			Appr		P6700 Underbody Floor Skin - Cell 2V03		Scale 1:1		Document type: EPB	Project nr: 22-16151	Page 1
Modification	Date	Name	Original		Replacement of	Replaced by					1721

Parts list

F01_001

Device tag	Quantity	Designation	Type number	Supplier	Part number
=V2WR1UQ51UQ10.1-BGS/R	1	Inductive sensor Monitoring Kit for Power Clamps	1324638	TUNKERS	TUN.1324638

Parts list

F01_001

Device tag	Quantity	Designation	Type number	Supplier	Part number
=V2WR1UQ51UQ10.2-BGS/R	1	Inductive sensor Monitoring Kit for Power Clamps	1324638	TUNKERS	TUN.1324638

+.WR1UQ51UQ10.1/1

+.WR1UQ51UQ11.1/1

			Date	9/21/2022	Volvo Trucks North America		Valiant TMS	Parts list : TUN.1324638 - TUN.1324638	Drawing name: =2V03&EFS_EL	=	
			Ed.	MKLEPADLO						+ V2WR1UQ51UQ10.2	
			Appr		P6700 Underbody Floor Skin - Cell 2V03				Document type: EPB	Project nr: 22-16151	Page 1
Modification	Date	Name	Original		Replacement of	Replaced by	Scale 1:1				1721

Parts list

F01_001

Device tag	Quantity	Designation	Type number	Supplier	Part number
=V2WR1UQ51UQ11.1-BGS/R	1	Inductive sensor Monitoring Kit for Power Clamps	1324638	TUNKERS	TUN.1324638

+.WR1UQ51UQ10.2/1

+.WR1UQ51UQ12.1/1

			Date	9/21/2022	Volvo Trucks North America		Valiant TMS	Parts list : TUN.1324638 - TUN.1324638	Drawing name: =2V03&EFS_EL	=	
			Ed.	MKLEPADLO						+ V2WR1UQ51UQ11.1	
			Appr		P6700 Underbody Floor Skin - Cell 2V03				Document type: EPB	Project nr: 22-16151	Page 1
Modification	Date	Name	Original		Replacement of	Replaced by	Scale 1:1				1721

Parts list

F01_001

Device tag	Quantity	Designation	Type number	Supplier	Part number
=V2WR1UQ51UQ12.1-BGS/R	1	Inductive sensor Monitoring Kit for Power Clamps	WWS001A	WELKER	WELKER.WWS001A

+.WR1UQ51UQ11.1/1

+.WR1UQ51UQ13.1/1

			Date	9/21/2022	Volvo Trucks North America		Valiant TMS	Parts list : WELKER.WWS001A - WELKER.WWS001A	Drawing name: =2V03&EFS_EL	=	
			Ed.	MKLEPADLO						+ V2WR1UQ51UQ12.1	
			Appr		P6700 Underbody Floor Skin - Cell 2V03				Document type: EPB	Project nr: 22-16151	Page 1
Modification	Date	Name	Original		Replacement of	Replaced by	Scale 1:1				1721

Parts list

F01_001

Device tag	Quantity	Designation	Type number	Supplier	Part number
=V2WR1UQ51UQ13.1-BGS/R	1	Inductive sensor Monitoring Kit for Power Clamps	1324638	TUNKERS	TUN.1324638

+.WR1UQ51UQ12.1/1

+.WR1UQ51UQ13.2/1

			Date	9/21/2022	Volvo Trucks North America		Valiant TMS	Parts list : TUN.1324638 - TUN.1324638	Drawing name: =2V03&EFS_EL	=	
			Ed.	MKLEPADLO						+ V2WR1UQ51UQ13.1	
			Appr		P6700 Underbody Floor Skin - Cell 2V03				Document type: EPB	Project nr: 22-16151	Page 1
Modification	Date	Name	Original		Replacement of	Replaced by	Scale 1:1				1721

Parts list

F01_001

Device tag	Quantity	Designation	Type number	Supplier	Part number
=V2WR1UQ51UQ13.2-BGS/R	1	Inductive sensor Monitoring Kit for Power Clamps	1324638	TUNKERS	TUN.1324638

+.WR1UQ51UQ13.1/1

+.WR1UQ51UQ13.3/1

			Date	9/21/2022	Volvo Trucks North America		Valiant TMS	Parts list : TUN.1324638 - TUN.1324638	Drawing name: =2V03&EFS_EL	=	
			Ed.	MKLEPADLO						+ V2WR1UQ51UQ13.2	
			Appr		P6700 Underbody Floor Skin - Cell 2V03				Document type: EPB	Project nr: 22-16151	Page 1
Modification	Date	Name	Original		Replacement of	Replaced by	Scale 1:1				1721

Parts list

F01_001

Device tag	Quantity	Designation	Type number	Supplier	Part number
=V2WR1UQ51UQ13.3-BGS/R	1	Inductive sensor Monitoring Kit for Power Clamps	1324638	TUNKERS	TUN.1324638

+.WR1UQ51UQ13.2/1

+.WR1UQ51UQ14.1/1

			Date	9/21/2022	Volvo Trucks North America	Valiant TMS	Parts list : TUN.1324638 - TUN.1324638	Drawing name: =2V03&EFS_EL	=		
			Ed.	MKLEPADLO					+ V2WR1UQ51UQ13.3		
			Appr		P6700 Underbody Floor Skin - Cell 2V03			Document type: EPB	Project nr: 22-16151	Page	1
Modification	Date	Name	Original		Replacement of / Replaced by	Scale 1:1					1721

Parts list

F01_001

Device tag	Quantity	Designation	Type number	Supplier	Part number
=V2WR1UQ51UQ14.1-BGS/R	1	Inductive sensor Monitoring Kit for Power Clamps	WWS001A	WELKER	WELKER.WWS001A

+.WR1UQ51UQ13.3/1

+V1GL12UQ51/1

			Date	9/21/2022	Volvo Trucks North America		Valiant TMS	Parts list : WELKER.WWS001A - WELKER.WWS001A	Drawing name: =2V03&EFS_EL	=	
			Ed.	MKLEPADLO						+ V2WR1UQ51UQ14.1	
			Appr		P6700 Underbody Floor Skin - Cell 2V03		Scale 1:1		Document type: EPB	Project nr: 22-16151	Page 1
Modification	Date	Name	Original		Replacement of	Replaced by					1721

Parts list

F01_001

Device tag	Quantity	Designation	Type number	Supplier	Part number
=V1GL12UQ51BG0-BG01	1				TUR.16447411
=V1GL12UQ51BG0-BG02	1				TUR.16447411
=V1GL12UQ51BG0-BG03	1				TUR.16447411
=V1GL12UQ51BG0-BG04	1				TUR.16447411
=V1GL12UQ51BG0-BG10	1				TUR.16447411
=V1GL12UQ51BG0-BG11	1				TUR.16447411
=V1GL12UQ51BG0-XG1/2	1	Y splitter	U2-30676	TURCK	TUR.VB2-FSM 4.4/2FKM 4/S3450
=V1GL12UQ51BG0-XG3/4	1	Y splitter	U2-30676	TURCK	TUR.VB2-FSM 4.4/2FKM 4/S3450
=V1GL12UQ51BG0-XG5/11	1	Y splitter	U2-30676	TURCK	TUR.VB2-FSM 4.4/2FKM 4/S3450
=V1GL12UQ51KF1-KF1	0	Bus node	CPX-FB33	FES	FES.548755
=V1GL12UQ51KF1-KF1	0	Interlinking block	CPX-M-GE-EV-S-7/8-5POL	FES	FES.550208
=V1GL12UQ51KF1-KF1.11	0	Manifold block	CPX-M-AB-8-M12X2-5POL	FES	FES.549335
=V1GL12UQ51KF1-KF1.12	0	Manifold block	CPX-M-AB-8-M12X2-5POL	FES	FES.549335
=V1GL12UQ51KF1-KF1.13	0	Manifold block	CPX-M-AB-8-M12X2-5POL	FES	FES.549335

+V2WR1UQ51UQ14.1/1

+.GL12UQ51UQ1.1/1

			Date	9/30/2022	Volvo Trucks North America		Valiant TMS	Parts list : TUR.16447411 - FES.549335	Drawing name:	=	
			Ed.	MKLEPADLO						+ V1GL12UQ51	
			Appr		P6700 Underbody Floor Skin - Cell 2V03				Document type:	Project nr:	Page 1
Modification	Date	Name	Original		Replacement of	Replaced by	Scale 1:1		EPB	22-16151	1721

Parts list

F01_001

Device tag	Quantity	Designation	Type number	Supplier	Part number
=V1GL12UQ51UQ1.1-BGR	1				TUR.16447411
=V1GL12UQ51UQ1.1-BGS	1				TUR.16447411
=V1GL12UQ51UQ1.1-XGR/S	1	Y splitter	U2-30676	TURCK	TUR.VB2-FSM 4.4/2FKM 4/S3450

+V1GL12UQ51/1

+.GL12UQ51UQ2.1/1

			Date	9/30/2022	Volvo Trucks North America	Valiant TMS	Parts list : TUR.16447411 - TUR.VB2-FSM 4.4/2FKM 4/S3450	Drawing name:	= + V1GL12UQ51UQ1.1	
			Ed.	MKLEPADLO	P6700 Underbody Floor Skin - Cell 2V03					
			Appr			Scale 1:1		Document type: EPB	Project nr: 22-16151	Page 1
Modification	Date	Name	Original		Replacement of / Replaced by					1721

Parts list

F01_001

Device tag	Quantity	Designation	Type number	Supplier	Part number
=V1GL12UQ51UQ2.1-BGR	1				TUR.16447411
=V1GL12UQ51UQ2.1-BGS	1				TUR.16447411
=V1GL12UQ51UQ2.1-XGR/S	1	Y splitter	U2-30676	TURCK	TUR.VB2-FSM 4.4/2FKM 4/S3450

+.GL12UQ51UQ1.1/1

+.GL12UQ51UQ6.1/1

			Date	9/30/2022	Volvo Trucks North America	Valiant TMS	Parts list : TUR.16447411 - TUR.VB2-FSM 4.4/2FKM 4/S3450	Drawing name:	=	
			Ed.	MKLEPADLO					+ V1GL12UQ51UQ2.1	
			Appr		P6700 Underbody Floor Skin - Cell 2V03	Scale 1:1		Document type: EPB	Project nr: 22-16151	Page 1
Modification	Date	Name	Original		Replacement of / Replaced by					1721

Parts list

F01_001

Device tag	Quantity	Designation	Type number	Supplier	Part number
=V1GL12UQ51UQ6.1-BGR	1				TUR.16447411
=V1GL12UQ51UQ6.1-BGS	1				TUR.16447411
=V1GL12UQ51UQ6.1-XGR/S	1	Y splitter	U2-30676	TURCK	TUR.VB2-FSM 4.4/2FKM 4/S3450

+.GL12UQ51UQ2.1/1

+.WR1UQ51UQ9.1/1

			Date	9/30/2022	Volvo Trucks North America	Valiant TMS	Parts list : TUR.16447411 - TUR.VB2-FSM 4.4/2FKM 4/S3450	Drawing name:	=	
			Ed.	MKLEPADLO					+ V1GL12UQ51UQ6.1	
			Appr		P6700 Underbody Floor Skin - Cell 2V03			Document type:	Project nr:	Page 1
Modification	Date	Name	Original		Replacement of / Replaced by	Scale 1:1		EPB	22-16151	1721

Parts list

F01_001

Device tag	Quantity	Designation	Type number	Supplier	Part number
=V1WR1UQ51UQ9.1-BGS/R	1	Inductive sensor Monitoring Kit for Power Clamps	1324638	TUNKERS	TUN.1324638

Parts list

F01_001

Device tag	Quantity	Designation	Type number	Supplier	Part number
=V1WR1UQ51UQ9.2-BGS/R	1	Inductive sensor Monitoring Kit for Power Clamps	1324638	TUNKERS	TUN.1324638

Parts list

F01_001

Device tag	Quantity	Designation	Type number	Supplier	Part number
=V2LB1NB1BG0-BG01	1	MAGNETIC SAFETY SWITCH	SI-MAGB3SMQD		BAN.807135
=V2LB1NB1BG0-BG02	1	MAGNETIC SAFETY SWITCH	SI-MAGB3SMQD		BAN.807135
=V2LB1NB1BG0-BG03	1	SLM SERIES RUGGED METAL SLOT SENSOR	SLM30B6QPMA		BAN.75028
=V2LB1NB1BG0-BG04	1	SLM SERIES RUGGED METAL SLOT SENSOR	SLM30B6QPMA		BAN.75028
=V2LB1NB1BG0-BG05	1	SLM SERIES RUGGED METAL SLOT SENSOR	SLM30B6QPMA		BAN.75028
=V2LB1NB1BG0-BG06	1	SLM SERIES RUGGED METAL SLOT SENSOR	SLM30B6QPMA		BAN.75028
=V2LB1NB1BG0-BG07	1	SLM SERIES RUGGED METAL SLOT SENSOR	SLM30B6QPMA		BAN.75028
=V2LB1NB1BG0-BG08	1	SLM SERIES RUGGED METAL SLOT SENSOR	SLM30B6QPMA		BAN.75028
=V2LB1NB1KF1-KF1.11	1	MVK-MPNIO DIO16 IRT 7/8" 5pin	MVK-MPNIO DI16	MURR	MURR.55530
=V2LB1NB1KF2-KF2.11	1	SINAMICS G120D CONTROL UNIT CU240D-2 PN-F	6SL3544-0FB21-1FA0	SIEMENS	SIE.6SL3544-0FB21-1FA0

Parts list

F01_001

Device tag	Quantity	Designation	Type number	Supplier	Part number
=V2LB1-NB1	1	SINAMICS G120D POWER MODULE PM250D 1,5KW	6SL3525-0PE21-5AA1	SIEMENS	SIE.6SL3525-0PE21-5AA1
=V2LB1NB1WC1-Q1	1	DISCONNECT	EM3BMHANQ4SDCG10	E-M	E-M.EM3BMHANQ4SDCG10

+V2LB1NB1/1

+V1WR1UQ52UQ5.2/1

			Date	10/27/2022	Volvo Trucks North America	Valiant TMS	Parts list : SIE.6SL3525-0PE21-5AA1 - E-M.EM3BMHANQ4SDCG10	Drawing name:	=		
			Ed.	MKLEPADLO					+ V2LB1NB1UC01		
			Appr		P6700 Underbody Floor Skin - Cell 2V03	Scale 1:1		Document type: EPB	Project nr: 22-16151	Page	1
Modification	Date	Name	Original		Replacement of / Replaced by						1721

Parts list

F01_001

Device tag	Quantity	Designation	Type number	Supplier	Part number
=V1WR1UQ52UQ5.2-BGS/R	1	Inductive sensor Monitoring Kit for Power Clamps	1324638	TUNKERS	TUN.1324638

+V2LB1NB1UC01/1

+.AR26XQ11UC01/1

			Date	11/14/2022	Volvo Trucks North America	Valiant TMS	Parts list : TUN.1324638 - TUN.1324638	Drawing name:	=		
			Ed.	KMAFFRE					+ V1WR1UQ52UQ5.2		
			Appr		P6700 Underbody Floor Skin - Cell 2V03			Document type:	Project nr:	Page	1
Modification	Date	Name	Original		Replacement of / Replaced by	Scale 1:1		EPB	22-16151		1721

Parts list

F01_001

Device tag	Quantity	Designation	Type number	Supplier	Part number
=V1AR26XQ11WC1-XG1	1	Surface socket-outlet		ABB	ABB.2CMA193115R1000

+.WR1UQ52UQ5.2/1

&ETT+/1

			Date	12/2/2022	Volvo Trucks North America	Valiant TMS	Parts list : ABB.2CMA193115R1000 - ABB.2CMA193115R1000	Drawing name:	=	
			Ed.	MKLEPADLO					+ V1AR26XQ11UC01	
			Appr		P6700 Underbody Floor Skin - Cell 2V03			Document type: EPB	Project nr: 22-16151	Page 1
Modification	Date	Name	Original		Replacement of / Replaced by	Scale 1:1				1721

Terminal line-up diagram

F12_001

Part number					
Mounting rail			Strip label	End angle rear	End plate
Terminal					
Part number	Type number	Cross-section	Terminal label	Jumper	Cover

=KF0KF1+UC31-PC1

	DVI	

&EPB+V1AR26XQ11UC01/1

2

			Date	9/21/2022	Volvo Trucks North America	Valiant TMS	Terminal line-up diagram =KF0KF1+UC31-PC1	Drawing name: =2V03&EFS-EL	=
			Ed.	MKLEPADLO					+
			Appr		P6700 Underbody Floor Skin - Cell 2V03			Document type: ETT	Project nr: 22-16151
Modification	Date	Name	Original		Replacement of	Replaced by	Scale 1:1		Page 1 / 1721

Terminal line-up diagram

F12_001

Part number					
Mounting rail			Strip label	End angle rear	End plate

Terminal					
Part number	Type number	Cross-section	Terminal label	Jumper	Cover

=KF0KF1+UC31-PH1

DVI

1 3

			Date	9/21/2022	Volvo Trucks North America	Valiant TMS	Terminal line-up diagram =KF0KF1+UC31-PH1	Drawing name: =2V03&EFS-EL	=	
			Ed.	MKLEPADLO					+	
			Appr		P6700 Underbody Floor Skin - Cell 2V03			Document type: ETT	Project nr: 22-16151	Page 2
Modification	Date	Name	Original		Replacement of	Replaced by	Scale 1:1			1721

Terminal line-up diagram

F12_001

Part number					
Mounting rail			Strip label	End angle rear	End plate
Terminal					
Part number	Type number	Cross-section	Terminal label	Jumper	Cover
WEI.1608510000	ZDU 2.5	2.5			
WEI.1608740000	ZAP/TW 1				
WEI.9540000000	ZEW 35				
WEI.1608520000	ZDU 2.5 BL	2.5 mm²			
WEI.1608520000	ZDU 2.5 BL	2.5 mm²			

=KF0WC3+UC31-XD1

'	L1	
'	N	
'		
'	PE	
'		

			Date	9/21/2022	Volvo Trucks North America	Valiant TMS	Terminal line-up diagram =KF0WC3+UC31-XD1	Drawing name: =2V03&EFS-EL	=
			Ed.	MKLEPADLO					+
			Appr		P6700 Underbody Floor Skin - Cell 2V03			Document type: ETT	Project nr: 22-16151
Modification	Date	Name	Original		Replacement of	Replaced by	Scale 1:1		Page 3 / 1721

Terminal line-up diagram

F12_001

Part number					
Mounting rail			Strip label	End angle rear	End plate
Terminal					
Part number	Type number	Cross-section	Terminal label	Jumper	Cover
WEI.1608510000	ZDU 2.5	2.5			
WEI.1608740000	ZAP/TW 1				
WEI.9540000000	ZEW 35				
WEI.1608520000	ZDU 2.5 BL	2.5 mm²			
WEI.1608520000	ZDU 2.5 BL	2.5 mm²			

=KF0WC3+UC31-XD2

'	1L1	
'	N	
'		
'	PE	
'		

			Date	9/21/2022	Volvo Trucks North America	Valiant TMS	Terminal line-up diagram =KF0WC3+UC31-XD2	Drawing name: =2V03&EFS-EL	=
			Ed.	MKLEPADLO					+
			Appr		P6700 Underbody Floor Skin - Cell 2V03			Document type: ETT	Project nr: 22-16151
Modification	Date	Name	Original		Replacement of	Replaced by	Scale 1:1		Page 4 / 1721

Terminal line-up diagram

F12_001

Part number					
Mounting rail			Strip label	End angle rear	End plate

Terminal					
Part number	Type number	Cross-section	Terminal label	Jumper	Cover
WEI.8731720000	ZTR 2.5/3AN	2.5			
WEI.1608800000	ZAP/TW 3				
WEI.9540000000	ZEW 35				
WEI.8731720000	ZTR 2.5/3AN	2.5			
WEI.8731720000	ZTR 2.5/3AN	2.5			
WEI.8731720000	ZTR 2.5/3AN	2.5			
WEI.8731720000	ZTR 2.5/3AN	2.5			
WEI.8731720000	ZTR 2.5/3AN	2.5			

=KF0WC4+UC31-XD11

	1	
	2	
	3	
	11	
	12	
	13	

			Date	9/21/2022	Volvo Trucks North America		Valiant TMS	Terminal line-up diagram =KF0WC4+UC31-XD11	Drawing name: =2V03&EFS-EL	=
			Ed.	MKLEPADLO						+
			Appr		P6700 Underbody Floor Skin - Cell 2V03				Document type: ETT	Project nr: 22-16151
Modification	Date	Name	Original		Replacement of	Replaced by	Scale 1:1			Page 5 / 1721

Terminal line-up diagram

F12_001

Part number					
Mounting rail			Strip label	End angle rear	End plate
Terminal					
Part number	Type number	Cross-section	Terminal label	Jumper	Cover
WEI.8731720000	ZTR 2.5/3AN	2.5			
WEI.1608800000	ZAP/TW 3				
WEI.9540000000	ZEW 35				
WEI.8731720000	ZTR 2.5/3AN	2.5			
WEI.8731720000	ZTR 2.5/3AN	2.5			
WEI.8731720000	ZTR 2.5/3AN	2.5			
WEI.8731720000	ZTR 2.5/3AN	2.5			
WEI.8731720000	ZTR 2.5/3AN	2.5			
WEI.8731720000	ZTR 2.5/3AN	2.5			
WEI.8731720000	ZTR 2.5/3AN	2.5			

=KF0WC4+UC31-XD12

	1	
	2	
	3	
	4	
	11	
	12	
	13	
	14	

5 7

			Date	9/21/2022	Volvo Trucks North America	Valiant TMS	Terminal line-up diagram =KF0WC4+UC31-XD12	Drawing name: =2V03&EFS-EL	=	
			Ed.	MKLEPADLO					+	
			Appr		P6700 Underbody Floor Skin - Cell 2V03			Document type: ETT	Project nr: 22-16151	Page 6
Modification	Date	Name	Original		Replacement of / Replaced by	Scale 1:1				1721

Terminal line-up diagram

F12_001

Part number					
Mounting rail			Strip label	End angle rear	End plate
Terminal					
Part number	Type number	Cross-section	Terminal label	Jumper	Cover
WEI.8731720000	ZTR 2.5/3AN	2.5			
WEI.1608800000	ZAP/TW 3				
WEI.9540000000	ZEW 35				
WEI.8731720000	ZTR 2.5/3AN	2.5			
WEI.8731720000	ZTR 2.5/3AN	2.5			
WEI.8731720000	ZTR 2.5/3AN	2.5			
WEI.8731720000	ZTR 2.5/3AN	2.5			
WEI.8731720000	ZTR 2.5/3AN	2.5			

=KF0WC4+UC31-XD13



			Date	9/21/2022	Volvo Trucks North America	Valiant TMS	Terminal line-up diagram =KF0WC4+UC31-XD13	Drawing name: =2V03&EFS-EL	=
			Ed.	MKLEPADLO					+
			Appr		P6700 Underbody Floor Skin - Cell 2V03			Document type: ETT	Project nr: 22-16151
Modification	Date	Name	Original		Replacement of	Replaced by	Scale 1:1		Page 7 / 1721

Terminal line-up diagram

F12_001

Part number					
Mounting rail			Strip label	End angle rear	End plate
Terminal					
Part number	Type number	Cross-section	Terminal label	Jumper	Cover
WEI.8731720000	ZTR 2.5/3AN	2.5			
WEI.1608800000	ZAP/TW 3				
WEI.9540000000	ZEW 35				
WEI.8731720000	ZTR 2.5/3AN	2.5			
WEI.8731720000	ZTR 2.5/3AN	2.5			
WEI.8731720000	ZTR 2.5/3AN	2.5			
WEI.8731720000	ZTR 2.5/3AN	2.5			
WEI.8731720000	ZTR 2.5/3AN	2.5			
WEI.8731720000	ZTR 2.5/3AN	2.5			
WEI.8731720000	ZTR 2.5/3AN	2.5			

=KF0WC4+UC31-XD14

●	1	
●	2	
●	3	
●	4	
●	11	
●	12	
●	13	
●	14	

			Date	9/21/2022	Volvo Trucks North America		Valiant TMS	Terminal line-up diagram =KF0WC4+UC31-XD14	Drawing name: =2V03&EFS-EL	=	
			Ed.	MKLEPADLO						+	
			Appr		P6700 Underbody Floor Skin - Cell 2V03				Document type: ETT	Project nr: 22-16151	Page 8
Modification	Date	Name	Original		Replacement of	Replaced by	Scale 1:1				1721

Terminal line-up diagram

F12_001

Part number					
Mounting rail			Strip label	End angle rear	End plate
Terminal					
Part number	Type number	Cross-section	Terminal label	Jumper	Cover

=V1WC1+V1UC11-PE

'	PE	

8

10

			Date	9/21/2022	Volvo Trucks North America	Valiant TMS	Terminal line-up diagram =V1WC1+V1UC11-PE	Drawing name: =2V03&EFS-EL	=
			Ed.	MKLEPADLO					+
			Appr		P6700 Underbody Floor Skin - Cell 2V03			Document type: ETT	Project nr: 22-16151
Modification	Date	Name	Original		Replacement of / Replaced by	Scale 1:1			Page 9 / 1721

Terminal line-up diagram

F12_001

Part number					
Mounting rail			Strip label	End angle rear	End plate
Terminal					
Part number	Type number	Cross-section	Terminal label	Jumper	Cover
1SNK705012R0000	ZK2.5-4P	2.5			
1SNK705012R0000	ZK2.5-4P	2.5			
1SNK705012R0000	ZK2.5-4P	2.5			
1SNK705012R0000	ZK2.5-4P	2.5			
1SNK705012R0000	ZK2.5-4P	2.5			
1SNK705012R0000	ZK2.5-4P	2.5			
1SNK705012R0000	ZK2.5-4P	2.5			
1SNK705012R0000	ZK2.5-4P	2.5			
1SNK705012R0000	ZK2.5-4P	2.5			
1SNK705012R0000	ZK2.5-4P	2.5			
1SNK705012R0000	ZK2.5-4P	2.5			
1SNK705012R0000	ZK2.5-4P	2.5			
1SNK705012R0000	ZK2.5-4P	2.5			
1SNK705012R0000	ZK2.5-4P	2.5			
1SNK705012R0000	ZK2.5-4P	2.5			
1SNK705012R0000	ZK2.5-4P	2.5			

=V1WC2+V1UC11-XD1

	1	
	2	
	3	
	4	
	5	
	6	
	7	
	8	
	9	
	10	
	11	
	12	
	13	
	14	
	15	
	16	

			Date	9/21/2022	Volvo Trucks North America		Valiant TMS	Terminal line-up diagram =V1WC2+V1UC11-XD1	Drawing name: =2V03&EFS-EL	=	
			Ed.	MKLEPADLO						+	
			Appr		P6700 Underbody Floor Skin - Cell 2V03				Document type: ETT	Project nr: 22-16151	Page 10
Modification	Date	Name	Original		Replacement of	Replaced by	Scale 1:1				1721

Terminal line-up diagram

F12_001

Part number					
Mounting rail			Strip label	End angle rear	End plate
Terminal					
Part number	Type number	Cross-section	Terminal label	Jumper	Cover
1SNK705012R0000	ZK2.5-4P	2.5			
1SNK705012R0000	ZK2.5-4P	2.5			
1SNK705012R0000	ZK2.5-4P	2.5			
1SNK705012R0000	ZK2.5-4P	2.5			
1SNK705012R0000	ZK2.5-4P	2.5			
1SNK705012R0000	ZK2.5-4P	2.5			
1SNK705012R0000	ZK2.5-4P	2.5			
1SNK705012R0000	ZK2.5-4P	2.5			

=V1WC2+V1UC11-XD2

	1
	2
	3
	4
	5
	6
	7
	8

			Date	9/21/2022	Volvo Trucks North America	Valiant TMS	Terminal line-up diagram =V1WC2+V1UC11-XD2	Drawing name: =2V03&EFS-EL	= +
			Ed.	MKLEPADLO					
			Appr		P6700 Underbody Floor Skin - Cell 2V03			Document type: ETT	Project nr: 22-16151
Modification	Date	Name	Original		Replacement of / Replaced by	Scale 1:1			Page 11 / 1721

Terminal line-up diagram

F12_001

Part number					
Mounting rail			Strip label	End angle rear	End plate
Terminal					
Part number	Type number	Cross-section	Terminal label	Jumper	Cover
1SNK705012R0000	ZK2.5-4P	2.5			
1SNK705012R0000	ZK2.5-4P	2.5			
1SNK705012R0000	ZK2.5-4P	2.5			
1SNK705012R0000	ZK2.5-4P	2.5			
1SNK705012R0000	ZK2.5-4P	2.5			



			Date	9/21/2022	Volvo Trucks North America		Valiant TMS	Terminal line-up diagram =V1WC2+V1UC11-XD3	Drawing name: =2V03&EFS-EL	=
			Ed.	MKLEPADLO						+
			Appr		P6700 Underbody Floor Skin - Cell 2V03				Document type: ETT	Project nr: 22-16151
Modification	Date	Name	Original		Replacement of	Replaced by	Scale 1:1			Page 12 / 1721

Terminal line-up diagram

F12_001

Part number					
Mounting rail			Strip label	End angle rear	End plate
Terminal					
Part number	Type number	Cross-section	Terminal label	Jumper	Cover
1SNK706012R0000	ZK4-4P	4			
1SNK706012R0000	ZK4-4P	4			
1SNK706012R0000	ZK4-4P	4			
1SNK706012R0000	ZK4-4P	4			

=V1WC3+V1UC11-XD1

'	1	
'	2	
'	3	
'	4	

12 14

			Date	9/21/2022	Volvo Trucks North America	Valiant TMS	Terminal line-up diagram =V1WC3+V1UC11-XD1	Drawing name: =2V03&EFS-EL	= +
			Ed.	MKLEPADLO	P6700 Underbody Floor Skin - Cell 2V03			Document type: ETT	Project nr: 22-16151
			Appr			Scale 1:1			Page 13 / 1721
Modification	Date	Name	Original		Replacement of	Replaced by			

Terminal line-up diagram

F12_001

Part number					
Mounting rail			Strip label	End angle rear	End plate
Terminal					
Part number	Type number	Cross-section	Terminal label	Jumper	Cover
1SNK706012R0000	ZK4-4P	4			
1SNK706012R0000	ZK4-4P	4			
1SNK706012R0000	ZK4-4P	4			
1SNK706012R0000	ZK4-4P	4			
1SNK706012R0000	ZK4-4P	4			
1SNK706012R0000	ZK4-4P	4			
1SNK706012R0000	ZK4-4P	4			
1SNK706012R0000	ZK4-4P	4			
1SNK706012R0000	ZK4-4P	4			
1SNK706012R0000	ZK4-4P	4			
1SNK706012R0000	ZK4-4P	4			
1SNK706012R0000	ZK4-4P	4			
1SNK706012R0000	ZK4-4P	4			
1SNK706012R0000	ZK4-4P	4			
1SNK706012R0000	ZK4-4P	4			
1SNK706012R0000	ZK4-4P	4			
1SNK706012R0000	ZK4-4P	4			
1SNK706012R0000	ZK4-4P	4			
1SNK706012R0000	ZK4-4P	4			
1SNK706012R0000	ZK4-4P	4			
1SNK706012R0000	ZK4-4P	4			
1SNK706012R0000	ZK4-4P	4			
1SNK706012R0000	ZK4-4P	4			
1SNK706012R0000	ZK4-4P	4			
1SNK706012R0000	ZK4-4P	4			

=V1WC3+V1UC11-XD2

'	1	
'	2	
'	3	
'	4	
'	5	
'	6	
'	7	
'	8	
'	9	
'	10	
'	11	
'	12	
'	13	
'	14	
'	15	
'	16	
'	17	
'	18	
'	19	
'	20	

13

15

			Date	11/29/2022	Volvo Trucks North America	Valiant TMS	Terminal line-up diagram =V1WC3+V1UC11-XD2	Drawing name: =2V03&EFS-EL	=	
			Ed.	KMAFFRE					+	
			Appr		P6700 Underbody Floor Skin - Cell 2V03	Scale 1:1		Document type: ETT	Project nr: 22-16151	Page 14
Modification	Date	Name	Original		Replacement of	Replaced by				1721

Terminal line-up diagram

F12_001

Part number					
Mounting rail			Strip label	End angle rear	End plate
Terminal					
Part number	Type number	Cross-section	Terminal label	Jumper	Cover
1SNK705012R0000	ZK2.5-4P	2.5			
1SNK705012R0000	ZK2.5-4P	2.5			
1SNK705012R0000	ZK2.5-4P	2.5			
1SNK705012R0000	ZK2.5-4P	2.5			
1SNK705012R0000	ZK2.5-4P	2.5			
1SNK705012R0000	ZK2.5-4P	2.5			
1SNK705012R0000	ZK2.5-4P	2.5			
1SNK705012R0000	ZK2.5-4P	2.5			
1SNK705012R0000	ZK2.5-4P	2.5			
1SNK705012R0000	ZK2.5-4P	2.5			
1SNK705012R0000	ZK2.5-4P	2.5			
1SNK705012R0000	ZK2.5-4P	2.5			
1SNK705012R0000	ZK2.5-4P	2.5			

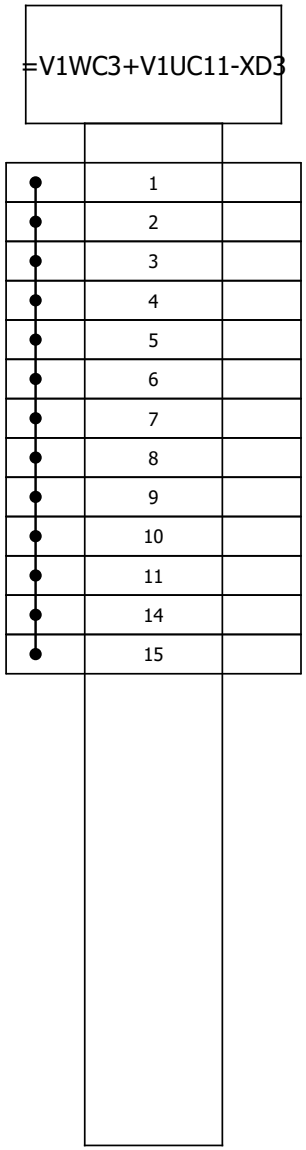

			Date	11/29/2022	Volvo Trucks North America		Valiant TMS	Terminal line-up diagram =V1WC3+V1UC11-XD3	Drawing name: =2V03&EFS-EL	= +
			Ed.	KMAFFRE						
			Appr		P6700 Underbody Floor Skin - Cell 2V03				Document type: ETT	Project nr: 22-16151
Modification	Date	Name	Original		Replacement of	Replaced by	Scale 1:1			Page 15 / 1721

Terminal line-up diagram

F12_001

Part number					
Mounting rail			Strip label	End angle rear	End plate
Terminal					
Part number	Type number	Cross-section	Terminal label	Jumper	Cover
1SNK705012R0000	ZK2.5-4P	2.5			
1SNK705012R0000	ZK2.5-4P	2.5			
1SNK705012R0000	ZK2.5-4P	2.5			
1SNK705012R0000	ZK2.5-4P	2.5			

=V1WC4+V1UC11-KF11.14

'	1	
'	2	
'	3	
'	4	

15

17

			Date	9/21/2022	Volvo Trucks North America		Valiant TMS	Terminal line-up diagram =V1WC4+V1UC11-KF11.14	Drawing name: =2V03&EFS-EL	= +
			Ed.	MKLEPADLO						
			Appr		P6700 Underbody Floor Skin - Cell 2V03				Document type: ETT	Project nr: 22-16151
Modification	Date	Name	Original		Replacement of	Replaced by	Scale 1:1			Page 16 1721

Terminal line-up diagram

F12_001

Part number					
Mounting rail			Strip label	End angle rear	End plate
Terminal					
Part number	Type number	Cross-section	Terminal label	Jumper	Cover
1SNK705012R0000	ZK2.5-4P	2.5			

=V1WC4+V1UC11-XD5

'	1	

			Date	9/21/2022	Volvo Trucks North America	Valiant TMS	Terminal line-up diagram =V1WC4+V1UC11-XD5	Drawing name: =2V03&EFS-EL	=
			Ed.	MKLEPADLO					+
			Appr		P6700 Underbody Floor Skin - Cell 2V03			Document type: ETT	Project nr: 22-16151
Modification	Date	Name	Original		Replacement of / Replaced by	Scale 1:1			Page 17 / 1721

Terminal line-up diagram

F12_001

Part number					
Mounting rail			Strip label	End angle rear	End plate
Terminal					
Part number	Type number	Cross-section	Terminal label	Jumper	Cover
1SNK705012R0000	ZK2.5-4P	2.5			

=V1WC4+V1UC11-XD6

'	1	

			Date	9/21/2022	Volvo Trucks North America	Valiant TMS	Terminal line-up diagram =V1WC4+V1UC11-XD6	Drawing name: =2V03&EFS-EL	=	
			Ed.	MKLEPADLO					+	
			Appr		P6700 Underbody Floor Skin - Cell 2V03			Document type: ETT	Project nr: 22-16151	Page 18
Modification	Date	Name	Original		Replacement of / Replaced by	Scale 1:1				1721

Terminal line-up diagram

F12_001

Part number					
Mounting rail			Strip label	End angle rear	End plate
Terminal					
Part number	Type number	Cross-section	Terminal label	Jumper	Cover
1SNK705012R0000	ZK2.5-4P	2.5			
1SNK705012R0000	ZK2.5-4P	2.5			
1SNK705012R0000	ZK2.5-4P	2.5			
1SNK705012R0000	ZK2.5-4P	2.5			
1SNK705012R0000	ZK2.5-4P	2.5			
1SNK705012R0000	ZK2.5-4P	2.5			
1SNK705012R0000	ZK2.5-4P	2.5			
1SNK705012R0000	ZK2.5-4P	2.5			
1SNK705012R0000	ZK2.5-4P	2.5			
1SNK705012R0000	ZK2.5-4P	2.5			
1SNK705012R0000	ZK2.5-4P	2.5			
1SNK705012R0000	ZK2.5-4P	2.5			
1SNK705012R0000	ZK2.5-4P	2.5			
1SNK705012R0000	ZK2.5-4P	2.5			
1SNK705012R0000	ZK2.5-4P	2.5			
1SNK705012R0000	ZK2.5-4P	2.5			
1SNK705012R0000	ZK2.5-4P	2.5			
1SNK705012R0000	ZK2.5-4P	2.5			
1SNK705012R0000	ZK2.5-4P	2.5			
1SNK705012R0000	ZK2.5-4P	2.5			
1SNK705012R0000	ZK2.5-4P	2.5			
1SNK705012R0000	ZK2.5-4P	2.5			
1SNK705012R0000	ZK2.5-4P	2.5			
1SNK705012R0000	ZK2.5-4P	2.5			
1SNK705012R0000	ZK2.5-4P	2.5			
1SNK705012R0000	ZK2.5-4P	2.5			

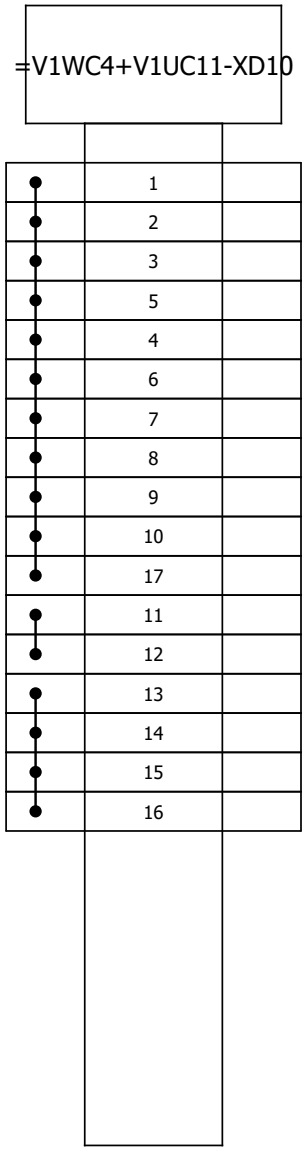

			Date	10/20/2022	Volvo Trucks North America		Valiant TMS	Terminal line-up diagram =V1WC4+V1UC11-XD10	Drawing name: =2V03&EFS-EL	=	
			Ed.	KMAFFRE						+	
			Appr		P6700 Underbody Floor Skin - Cell 2V03				Document type: ETT	Project nr: 22-16151	Page 19
Modification	Date	Name	Original		Replacement of	Replaced by	Scale 1:1				1721

Terminal line-up diagram

F12_001

Part number					
Mounting rail			Strip label	End angle rear	End plate
Terminal					
Part number	Type number	Cross-section	Terminal label	Jumper	Cover
1SNK705012R0000	ZK2.5-4P	2.5			

=V1WC4+V1UC11-XD11

'	1	

			Date	9/21/2022	Volvo Trucks North America	Valiant TMS	Terminal line-up diagram =V1WC4+V1UC11-XD11	Drawing name: =2V03&EFS-EL	=	
			Ed.	MKLEPADLO					+	
			Appr		P6700 Underbody Floor Skin - Cell 2V03			Document type: ETT	Project nr: 22-16151	Page 20
Modification	Date	Name	Original		Replacement of / Replaced by	Scale 1:1				1721

Terminal line-up diagram

F12_001

Part number					
Mounting rail			Strip label	End angle rear	End plate
Terminal					
Part number	Type number	Cross-section	Terminal label	Jumper	Cover
1SNK705012R0000	ZK2.5-4P	2.5			
1SNK705012R0000	ZK2.5-4P	2.5			

=V1WC4+V1UC11-XD12

	1	
	2	

			Date	9/21/2022	Volvo Trucks North America	Valiant TMS	Terminal line-up diagram =V1WC4+V1UC11-XD12	Drawing name: =2V03&EFS-EL	=	
			Ed.	MKLEPADLO					+	
			Appr		P6700 Underbody Floor Skin - Cell 2V03			Document type: ETT	Project nr: 22-16151	Page 21
Modification	Date	Name	Original		Replacement of / Replaced by	Scale 1:1				1721

Terminal line-up diagram

F12_001

Part number					
Mounting rail			Strip label	End angle rear	End plate
Terminal					
Part number	Type number	Cross-section	Terminal label	Jumper	Cover
1SNK705012R0000	ZK2.5-4P	2.5			
1SNK705012R0000	ZK2.5-4P	2.5			
1SNK705012R0000	ZK2.5-4P	2.5			
1SNK705012R0000	ZK2.5-4P	2.5			
1SNK705012R0000	ZK2.5-4P	2.5			
1SNK705012R0000	ZK2.5-4P	2.5			
1SNK705012R0000	ZK2.5-4P	2.5			
1SNK705012R0000	ZK2.5-4P	2.5			
1SNK705012R0000	ZK2.5-4P	2.5			
1SNK705012R0000	ZK2.5-4P	2.5			

=V1WC4+V1UC11-XD13

	1	
	2	
	3	
	4	
	5	
	6	
	7	
	8	
	9	
	10	

			Date	10/20/2022	Volvo Trucks North America	Valiant TMS	Terminal line-up diagram =V1WC4+V1UC11-XD13	Drawing name: =2V03&EFS-EL	=	
			Ed.	KMAFFRE					+	
			Appr		P6700 Underbody Floor Skin - Cell 2V03			Document type: ETT	Project nr: 22-16151	Page 22
Modification	Date	Name	Original		Replacement of / Replaced by	Scale 1:1				1721

Terminal line-up diagram

F12_001

Part number					
Mounting rail			Strip label	End angle rear	End plate
Terminal					
Part number	Type number	Cross-section	Terminal label	Jumper	Cover
1SNK705012R0000	ZK2.5-4P	2.5			
1SNK705012R0000	ZK2.5-4P	2.5			

=V1WC4+V1UC11-XD14

	1	
	2	

22

24

			Date	9/21/2022	Volvo Trucks North America	Valiant TMS	Terminal line-up diagram =V1WC4+V1UC11-XD14	Drawing name: =2V03&EFS-EL	=	
			Ed.	MKLEPADLO					+	
			Appr		P6700 Underbody Floor Skin - Cell 2V03			Document type: ETT	Project nr: 22-16151	Page 23
Modification	Date	Name	Original		Replacement of / Replaced by	Scale 1:1				1721

Terminal line-up diagram

F12_001

Part number					
Mounting rail			Strip label	End angle rear	End plate
Terminal					
Part number	Type number	Cross-section	Terminal label	Jumper	Cover
1SNK705012R0000	ZK2.5-4P	2.5			
1SNK705012R0000	ZK2.5-4P	2.5			
1SNK705012R0000	ZK2.5-4P	2.5			
1SNK705012R0000	ZK2.5-4P	2.5			
1SNK705012R0000	ZK2.5-4P	2.5			
1SNK705012R0000	ZK2.5-4P	2.5			
1SNK705012R0000	ZK2.5-4P	2.5			
1SNK705012R0000	ZK2.5-4P	2.5			

=V1WC4+V1UC11-XD20

	1	
	2	
	3	
	4	
	5	
	6	
	7	
	8	

			Date	9/21/2022	Volvo Trucks North America	Valiant TMS	Terminal line-up diagram =V1WC4+V1UC11-XD20	Drawing name: =2V03&EFS-EL	=
			Ed.	MKLEPADLO					+
			Appr		P6700 Underbody Floor Skin - Cell 2V03			Document type: ETT	Project nr: 22-16151
Modification	Date	Name	Original		Replacement of	Replaced by	Scale 1:1		Page 24 / 1721

Terminal line-up diagram

F12_001

Part number					
Mounting rail			Strip label	End angle rear	End plate
Terminal					
Part number	Type number	Cross-section	Terminal label	Jumper	Cover
1SNK705012R0000	ZK2.5-4P	2.5			
1SNK705012R0000	ZK2.5-4P	2.5			

=V1WC4+V1UC11-XD51

	1	
	2	

			Date	9/21/2022	Volvo Trucks North America	Valiant TMS	Terminal line-up diagram =V1WC4+V1UC11-XD51	Drawing name: =2V03&EFS-EL	=	
			Ed.	MKLEPADLO					+	
			Appr		P6700 Underbody Floor Skin - Cell 2V03			Document type: ETT	Project nr: 22-16151	Page 25
Modification	Date	Name	Original		Replacement of / Replaced by	Scale 1:1				1721

Terminal line-up diagram

F12_001

Part number					
Mounting rail			Strip label	End angle rear	End plate
Terminal					
Part number	Type number	Cross-section	Terminal label	Jumper	Cover
1SNK705012R0000	ZK2.5-4P	2.5			
1SNK705012R0000	ZK2.5-4P	2.5			

=V1WC4+V1UC11-XD52

	1	
	2	

25

27

			Date	9/21/2022	Volvo Trucks North America	Valiant TMS	Terminal line-up diagram =V1WC4+V1UC11-XD52	Drawing name: =2V03&EFS-EL	=	
			Ed.	MKLEPADLO					+	
			Appr		P6700 Underbody Floor Skin - Cell 2V03			Document type: ETT	Project nr: 22-16151	Page 26
Modification	Date	Name	Original		Replacement of / Replaced by	Scale 1:1				1721

Terminal line-up diagram

F12_001

Part number					
Mounting rail			Strip label	End angle rear	End plate
Terminal					
Part number	Type number	Cross-section	Terminal label	Jumper	Cover
1SNK705012R0000	ZK2.5-4P	2.5			
1SNK705012R0000	ZK2.5-4P	2.5			

=V1WC4+V1UC11-XD53

	1	
	2	

			Date	9/21/2022	Volvo Trucks North America	Valiant TMS	Terminal line-up diagram =V1WC4+V1UC11-XD53	Drawing name: =2V03&EFS-EL	=	
			Ed.	MKLEPADLO					+	
			Appr		P6700 Underbody Floor Skin - Cell 2V03			Document type: ETT	Project nr: 22-16151	Page 27
Modification	Date	Name	Original		Replacement of / Replaced by	Scale 1:1				1721

Terminal line-up diagram

F12_001

Part number					
Mounting rail			Strip label	End angle rear	End plate
Terminal					
Part number	Type number	Cross-section	Terminal label	Jumper	Cover
1SNK705012R0000	ZK2.5-4P	2.5			
1SNK705012R0000	ZK2.5-4P	2.5			

=V1WC4+V1UC11-XD54

	1	
	2	

			Date	9/21/2022	Volvo Trucks North America	Valiant TMS	Terminal line-up diagram =V1WC4+V1UC11-XD54	Drawing name: =2V03&EFS-EL	=	
			Ed.	MKLEPADLO					+	
			Appr		P6700 Underbody Floor Skin - Cell 2V03			Document type: ETT	Project nr: 22-16151	Page 28
Modification	Date	Name	Original		Replacement of / Replaced by	Scale 1:1				1721

Terminal line-up diagram

F12_001

Part number					
Mounting rail			Strip label	End angle rear	End plate
Terminal					
Part number	Type number	Cross-section	Terminal label	Jumper	Cover
WEI.1608510000	ZDU 2.5	2.5			
WEI.1608740000	ZAP/TW 1				
WEI.9540000000	ZEW 35				
WEI.1608520000	ZDU 2.5 BL	2.5 mm²			
WEI.1608520000	ZDU 2.5 BL	2.5 mm²			

=V1WC3+V1UC14-XD1

'	1	
'	2	
'		
'	3	
'		

28

30

			Date	9/21/2022	Volvo Trucks North America	Valiant TMS	Terminal line-up diagram =V1WC3+V1UC14-XD1	Drawing name: =2V03&EFS-EL	=	
			Ed.	MKLEPADLO					+	
			Appr		P6700 Underbody Floor Skin - Cell 2V03			Document type: ETT	Project nr: 22-16151	Page 29
Modification	Date	Name	Original		Replacement of	Replaced by	Scale 1:1			1721

Terminal line-up diagram

F12_001

Part number					
Mounting rail			Strip label	End angle rear	End plate
Terminal					
Part number	Type number	Cross-section	Terminal label	Jumper	Cover
WEI.8731720000	ZTR 2.5/3AN	2.5			
WEI.8731720000	ZTR 2.5/3AN	2.5			
WEI.8731720000	ZTR 2.5/3AN	2.5			
WEI.8731720000	ZTR 2.5/3AN	2.5			

=V1WC4+V1UC14-KF14.12

'	1	
'	2	
'	3	
'	4	

29

31

			Date	9/21/2022	Volvo Trucks North America		Valiant TMS	Terminal line-up diagram =V1WC4+V1UC14-KF14.12	Drawing name: =2V03&EFS-EL	= +
			Ed.	MKLEPADLO						
			Appr		P6700 Underbody Floor Skin - Cell 2V03				Document type: ETT	Project nr: 22-16151
Modification	Date	Name	Original		Replacement of	Replaced by	Scale 1:1			Page 30 1721

Terminal line-up diagram

F12_001

Part number					
Mounting rail			Strip label	End angle rear	End plate
Terminal					
Part number	Type number	Cross-section	Terminal label	Jumper	Cover

=V1WC4+V1UC14-XD5

'	1	

30

32

			Date	9/21/2022	Volvo Trucks North America	Valiant TMS	Terminal line-up diagram =V1WC4+V1UC14-XD5	Drawing name: =2V03&EFS-EL	=	
			Ed.	MKLEPADLO					+	
			Appr		P6700 Underbody Floor Skin - Cell 2V03			Document type: ETT	Project nr: 22-16151	Page 31
Modification	Date	Name	Original		Replacement of	Replaced by	Scale 1:1			1721

Terminal line-up diagram

F12_001

Part number					
Mounting rail			Strip label	End angle rear	End plate
Terminal					
Part number	Type number	Cross-section	Terminal label	Jumper	Cover

=V1WC4+V1UC14-XD6

'	1	

			Date	9/21/2022	Volvo Trucks North America	Valiant TMS	Terminal line-up diagram =V1WC4+V1UC14-XD6	Drawing name: =2V03&EFS-EL	=	
			Ed.	MKLEPADLO					+	
			Appr		P6700 Underbody Floor Skin - Cell 2V03			Document type: ETT	Project nr: 22-16151	Page 32
Modification	Date	Name	Original		Replacement of / Replaced by	Scale 1:1				1721

Terminal line-up diagram

F12_001

Part number					
Mounting rail			Strip label	End angle rear	End plate
Terminal					
Part number	Type number	Cross-section	Terminal label	Jumper	Cover
WEI.8731720000	ZTR 2.5/3AN	2.5			
WEI.8731720000	ZTR 2.5/3AN	2.5			
WEI.8731720000	ZTR 2.5/3AN	2.5			
WEI.8731720000	ZTR 2.5/3AN	2.5			
WEI.8731720000	ZTR 2.5/3AN	2.5			
WEI.8731720000	ZTR 2.5/3AN	2.5			
WEI.8731720000	ZTR 2.5/3AN	2.5			
WEI.8731720000	ZTR 2.5/3AN	2.5			
WEI.8731720000	ZTR 2.5/3AN	2.5			
WEI.8731720000	ZTR 2.5/3AN	2.5			
WEI.8731720000	ZTR 2.5/3AN	2.5			
WEI.8731720000	ZTR 2.5/3AN	2.5			
WEI.8731720000	ZTR 2.5/3AN	2.5			
WEI.8731720000	ZTR 2.5/3AN	2.5			
WEI.8731720000	ZTR 2.5/3AN	2.5			
WEI.8731720000	ZTR 2.5/3AN	2.5			
WEI.8731720000	ZTR 2.5/3AN	2.5			

=V1WC4+V1UC14-XD10

	1	
	2	
	4	
	3	
	5	
	6	
	7	
	8	
	9	
	10	
	11	
	12	
	13	
	14	
	15	
	16	
	17	

32

34

			Date	9/21/2022	Volvo Trucks North America	Valiant TMS	Terminal line-up diagram =V1WC4+V1UC14-XD10	Drawing name: =2V03&EFS-EL	=	
			Ed.	MKLEPADLO					+	
			Appr		P6700 Underbody Floor Skin - Cell 2V03			Document type: ETT	Project nr: 22-16151	Page 33
Modification	Date	Name	Original		Replacement of	Replaced by	Scale 1:1			1721

Terminal line-up diagram

F12_001

Part number					
Mounting rail			Strip label	End angle rear	End plate
Terminal					
Part number	Type number	Cross-section	Terminal label	Jumper	Cover
WEI.8731720000	ZTR 2.5/3AN	2.5			

=V1WC4+V1UC14-XD11

'	1	

			Date	9/21/2022	Volvo Trucks North America		Valiant TMS	Terminal line-up diagram =V1WC4+V1UC14-XD11	Drawing name: =2V03&EFS-EL	=	
			Ed.	MKLEPADLO						+	
			Appr		P6700 Underbody Floor Skin - Cell 2V03				Document type: ETT	Project nr: 22-16151	Page 34
Modification	Date	Name	Original		Replacement of	Replaced by	Scale 1:1				1721

Terminal line-up diagram

F12_001

Part number					
Mounting rail			Strip label	End angle rear	End plate
Terminal					
Part number	Type number	Cross-section	Terminal label	Jumper	Cover
WEI.8731720000	ZTR 2.5/3AN	2.5			
WEI.8731720000	ZTR 2.5/3AN	2.5			

=V1WC4+V1UC14-XD12

	1	
	2	

			Date	9/21/2022	Volvo Trucks North America	Valiant TMS	Terminal line-up diagram =V1WC4+V1UC14-XD12	Drawing name: =2V03&EFS-EL	=	
			Ed.	MKLEPADLO					+	
			Appr		P6700 Underbody Floor Skin - Cell 2V03			Document type: ETT	Project nr: 22-16151	Page 35
Modification	Date	Name	Original		Replacement of / Replaced by	Scale 1:1				1721

Terminal line-up diagram

F12_001

Part number					
Mounting rail			Strip label	End angle rear	End plate
Terminal					
Part number	Type number	Cross-section	Terminal label	Jumper	Cover
WEI.8731720000	ZTR 2.5/3AN	2.5			
WEI.8731720000	ZTR 2.5/3AN	2.5			



			Date	9/21/2022	Volvo Trucks North America		Valiant TMS	Terminal line-up diagram =V1WC4+V1UC14-XD13	Drawing name: =2V03&EFS-EL	=	
			Ed.	MKLEPADLO						+	
			Appr		P6700 Underbody Floor Skin - Cell 2V03				Document type: ETT	Project nr: 22-16151	Page 36
Modification	Date	Name	Original		Replacement of	Replaced by	Scale 1:1				1721

Terminal line-up diagram

F12_001

Part number					
Mounting rail			Strip label	End angle rear	End plate
Terminal					
Part number	Type number	Cross-section	Terminal label	Jumper	Cover
WEI.8731720000	ZTR 2.5/3AN	2.5			

=V1WC4+V1UC14-XD14

'	1	

			Date	9/21/2022	Volvo Trucks North America	Valiant TMS	Terminal line-up diagram =V1WC4+V1UC14-XD14	Drawing name: =2V03&EFS-EL	=	
			Ed.	MKLEPADLO					+	
			Appr		P6700 Underbody Floor Skin - Cell 2V03			Document type: ETT	Project nr: 22-16151	Page 37
Modification	Date	Name	Original		Replacement of / Replaced by	Scale 1:1				1721

Terminal line-up diagram

F12_001

Part number					
Mounting rail			Strip label	End angle rear	End plate
Terminal					
Part number	Type number	Cross-section	Terminal label	Jumper	Cover
WEI.8731720000	ZTR 2.5/3AN	2.5			

=V1WC4+V1UC14-XD15

'	1	

			Date	9/21/2022	Volvo Trucks North America	Valiant TMS	Terminal line-up diagram =V1WC4+V1UC14-XD15	Drawing name: =2V03&EFS-EL	=	
			Ed.	MKLEPADLO					+	
			Appr		P6700 Underbody Floor Skin - Cell 2V03			Document type: ETT	Project nr: 22-16151	Page 38
Modification	Date	Name	Original		Replacement of / Replaced by	Scale 1:1				1721

Terminal line-up diagram

F12_001

Part number					
Mounting rail			Strip label	End angle rear	End plate
Terminal					
Part number	Type number	Cross-section	Terminal label	Jumper	Cover
WEI.8731720000	ZTR 2.5/3AN	2.5			

=V1WC4+V1UC14-XD16

'	1	

			Date	9/21/2022	Volvo Trucks North America		Valiant TMS	Terminal line-up diagram =V1WC4+V1UC14-XD16	Drawing name: =2V03&EFS-EL	=	
			Ed.	MKLEPADLO						+	
			Appr		P6700 Underbody Floor Skin - Cell 2V03				Document type: ETT	Project nr: 22-16151	Page 39
Modification	Date	Name	Original		Replacement of	Replaced by	Scale 1:1				1721

Terminal line-up diagram

F12_001

Part number					
Mounting rail			Strip label	End angle rear	End plate
Terminal					
Part number	Type number	Cross-section	Terminal label	Jumper	Cover
WEI.8731720000	ZTR 2.5/3AN	2.5			

=V1WC4+V1UC14-XD17

'	1	

			Date	9/21/2022	Volvo Trucks North America	Valiant TMS	Terminal line-up diagram =V1WC4+V1UC14-XD17	Drawing name: =2V03&EFS-EL	=	
			Ed.	MKLEPADLO					+	
			Appr		P6700 Underbody Floor Skin - Cell 2V03			Document type: ETT	Project nr: 22-16151	Page 40
Modification	Date	Name	Original		Replacement of / Replaced by	Scale 1:1				1721

Terminal line-up diagram

F12_001

Part number					
Mounting rail			Strip label	End angle rear	End plate
Terminal					
Part number	Type number	Cross-section	Terminal label	Jumper	Cover
WEI.8731720000	ZTR 2.5/3AN	2.5			

=V1WC4+V1UC14-XD18

'	1	

			Date	9/21/2022	Volvo Trucks North America		Valiant TMS	Terminal line-up diagram =V1WC4+V1UC14-XD18	Drawing name: =2V03&EFS-EL	=	
			Ed.	MKLEPADLO						+	
			Appr		P6700 Underbody Floor Skin - Cell 2V03				Document type: ETT	Project nr: 22-16151	Page 41
Modification	Date	Name	Original		Replacement of	Replaced by	Scale 1:1				1721

Terminal line-up diagram

F12_001

Part number					
Mounting rail			Strip label	End angle rear	End plate
Terminal					
Part number	Type number	Cross-section	Terminal label	Jumper	Cover
WEI.8731720000	ZTR 2.5/3AN	2.5			
WEI.8731720000	ZTR 2.5/3AN	2.5			



			Date	9/21/2022	Volvo Trucks North America	Valiant TMS	Terminal line-up diagram =V1WC4+V1UC14-XD51	Drawing name: =2V03&EFS-EL	=	
			Ed.	MKLEPADLO					+	
			Appr		P6700 Underbody Floor Skin - Cell 2V03			Document type: ETT	Project nr: 22-16151	Page 42
Modification	Date	Name	Original		Replacement of / Replaced by	Scale 1:1				1721

Terminal line-up diagram

F12_001

Part number					
Mounting rail			Strip label	End angle rear	End plate
Terminal					
Part number	Type number	Cross-section	Terminal label	Jumper	Cover
WEI.8731720000	ZTR 2.5/3AN	2.5			
WEI.8731720000	ZTR 2.5/3AN	2.5			

=V1WC4+V1UC14-XD52



			Date	9/21/2022	Volvo Trucks North America	Valiant TMS	Terminal line-up diagram =V1WC4+V1UC14-XD52	Drawing name: =2V03&EFS-EL	= +
			Ed.	MKLEPADLO	P6700 Underbody Floor Skin - Cell 2V03			Document type: ETT	Project nr: 22-16151
			Appr			Scale 1:1			Page 43 / 1721
Modification	Date	Name	Original		Replacement of / Replaced by				

Terminal line-up diagram

F12_001

Part number					
Mounting rail			Strip label	End angle rear	End plate
Terminal					
Part number	Type number	Cross-section	Terminal label	Jumper	Cover
WEI.8731720000	ZTR 2.5/3AN	2.5			
WEI.8731720000	ZTR 2.5/3AN	2.5			

=V1WC4+V1UC14-XD53



			Date	9/21/2022	Volvo Trucks North America	Valiant TMS	Terminal line-up diagram =V1WC4+V1UC14-XD53	Drawing name: =2V03&EFS-EL	=	
			Ed.	MKLEPADLO					+	
			Appr		P6700 Underbody Floor Skin - Cell 2V03			Document type: ETT	Project nr: 22-16151	Page 44
Modification	Date	Name	Original		Replacement of / Replaced by	Scale 1:1				1721

Terminal line-up diagram

F12_001

Part number					
Mounting rail			Strip label	End angle rear	End plate
Terminal					
Part number	Type number	Cross-section	Terminal label	Jumper	Cover
WEI.8731720000	ZTR 2.5/3AN	2.5			
WEI.8731720000	ZTR 2.5/3AN	2.5			

=V1WC4+V1UC14-XD54

	1	
	2	

			Date	9/21/2022	Volvo Trucks North America	Valiant TMS	Terminal line-up diagram =V1WC4+V1UC14-XD54	Drawing name: =2V03&EFS-EL	=	
			Ed.	MKLEPADLO					+	
			Appr		P6700 Underbody Floor Skin - Cell 2V03			Document type: ETT	Project nr: 22-16151	Page 45
Modification	Date	Name	Original		Replacement of / Replaced by	Scale 1:1				1721

Terminal line-up diagram

F12_001

Part number					
Mounting rail			Strip label	End angle rear	End plate
Terminal					
Part number	Type number	Cross-section	Terminal label	Jumper	Cover
WEI.1608510000	ZDU 2.5	2.5			
WEI.1608740000	ZAP/TW 1				
WEI.9540000000	ZEW 35				
WEI.1608520000	ZDU 2.5 BL	2.5 mm²			
WEI.1608520000	ZDU 2.5 BL	2.5 mm²			

=V1WC3+V1UC15-XD1

'	1	
'	2	
'		
'	3	
'		

			Date	9/21/2022	Volvo Trucks North America	Valiant TMS	Terminal line-up diagram =V1WC3+V1UC15-XD1	Drawing name: =2V03&EFS-EL	=	
			Ed.	MKLEPADLO					+	
			Appr		P6700 Underbody Floor Skin - Cell 2V03			Document type: ETT	Project nr: 22-16151	Page 46
Modification	Date	Name	Original		Replacement of / Replaced by	Scale 1:1				1721

Terminal line-up diagram

F12_001

Part number					
Mounting rail			Strip label	End angle rear	End plate
Terminal					
Part number	Type number	Cross-section	Terminal label	Jumper	Cover
WEI.8731720000	ZTR 2.5/3AN	2.5			
WEI.8731720000	ZTR 2.5/3AN	2.5			
WEI.8731720000	ZTR 2.5/3AN	2.5			
WEI.8731720000	ZTR 2.5/3AN	2.5			

=V1WC4+V1UC15-KF15.12

'	1	
'	2	
'	3	
'	4	

			Date	9/21/2022	Volvo Trucks North America	Valiant TMS	Terminal line-up diagram =V1WC4+V1UC15-KF15.12	Drawing name: =2V03&EFS-EL	=
			Ed.	MKLEPADLO					+
			Appr		P6700 Underbody Floor Skin - Cell 2V03			Document type: ETT	Project nr: 22-16151
Modification	Date	Name	Original		Replacement of / Replaced by	Scale 1:1			Page 47 / 1721

Terminal line-up diagram

F12_001

Part number					
Mounting rail			Strip label	End angle rear	End plate
Terminal					
Part number	Type number	Cross-section	Terminal label	Jumper	Cover

=V1WC4+V1UC15-XD5

'	1	

47

49

			Date	9/21/2022	Volvo Trucks North America	Valiant TMS	Terminal line-up diagram =V1WC4+V1UC15-XD5	Drawing name: =2V03&EFS-EL	=	
			Ed.	MKLEPADLO					+	
			Appr		P6700 Underbody Floor Skin - Cell 2V03			Document type: ETT	Project nr: 22-16151	Page 48
Modification	Date	Name	Original		Replacement of / Replaced by	Scale 1:1				1721

Terminal line-up diagram

F12_001

Part number					
Mounting rail			Strip label	End angle rear	End plate
Terminal					
Part number	Type number	Cross-section	Terminal label	Jumper	Cover

=V1WC4+V1UC15-XD6

'	1	

			Date	9/21/2022	Volvo Trucks North America	Valiant TMS	Terminal line-up diagram =V1WC4+V1UC15-XD6	Drawing name: =2V03&EFS-EL	=
			Ed.	MKLEPADLO					+
			Appr		P6700 Underbody Floor Skin - Cell 2V03			Document type: ETT	Project nr: 22-16151
Modification	Date	Name	Original		Replacement of / Replaced by	Scale 1:1			Page 49 / 1721

Terminal line-up diagram

F12_001

Part number					
Mounting rail			Strip label	End angle rear	End plate
Terminal					
Part number	Type number	Cross-section	Terminal label	Jumper	Cover
WEI.8731720000	ZTR 2.5/3AN	2.5			
WEI.8731720000	ZTR 2.5/3AN	2.5			
WEI.8731720000	ZTR 2.5/3AN	2.5			
WEI.8731720000	ZTR 2.5/3AN	2.5			
WEI.8731720000	ZTR 2.5/3AN	2.5			
WEI.8731720000	ZTR 2.5/3AN	2.5			
WEI.8731720000	ZTR 2.5/3AN	2.5			
WEI.8731720000	ZTR 2.5/3AN	2.5			
WEI.8731720000	ZTR 2.5/3AN	2.5			
WEI.8731720000	ZTR 2.5/3AN	2.5			
WEI.8731720000	ZTR 2.5/3AN	2.5			
WEI.8731720000	ZTR 2.5/3AN	2.5			
WEI.8731720000	ZTR 2.5/3AN	2.5			
WEI.8731720000	ZTR 2.5/3AN	2.5			
WEI.8731720000	ZTR 2.5/3AN	2.5			
WEI.8731720000	ZTR 2.5/3AN	2.5			
WEI.8731720000	ZTR 2.5/3AN	2.5			
WEI.8731720000	ZTR 2.5/3AN	2.5			
WEI.8731720000	ZTR 2.5/3AN	2.5			
WEI.8731720000	ZTR 2.5/3AN	2.5			
WEI.8731720000	ZTR 2.5/3AN	2.5			
WEI.8731720000	ZTR 2.5/3AN	2.5			

=V1WC4+V1UC15-XD10

	1	
	2	
	4	
	3	
	5	
	6	
	7	
	8	
	9	
	10	
	11	
	12	
	13	
	14	
	15	
	16	
	17	
	18	
	19	
	20	
	21	
	22	

			Date	9/21/2022	Volvo Trucks North America		Valiant TMS	Terminal line-up diagram =V1WC4+V1UC15-XD10	Drawing name: =2V03&EFS-EL	=	
			Ed.	MKLEPADLO						+	
			Appr		P6700 Underbody Floor Skin - Cell 2V03				Document type: ETT	Project nr: 22-16151	Page 50
Modification	Date	Name	Original		Replacement of	Replaced by	Scale 1:1				1721

Terminal line-up diagram

F12_001

Part number					
Mounting rail			Strip label	End angle rear	End plate
Terminal					
Part number	Type number	Cross-section	Terminal label	Jumper	Cover
WEI.8731720000	ZTR 2.5/3AN	2.5			

=V1WC4+V1UC15-XD11

'	1	



50

52

			Date	9/21/2022	Volvo Trucks North America	Valiant TMS	Terminal line-up diagram =V1WC4+V1UC15-XD11	Drawing name: =2V03&EFS-EL	=	
			Ed.	MKLEPADLO					+	
			Appr		P6700 Underbody Floor Skin - Cell 2V03			Document type: ETT	Project nr: 22-16151	Page 51
Modification	Date	Name	Original		Replacement of	Replaced by	Scale 1:1			1721

Terminal line-up diagram

F12_001

Part number					
Mounting rail			Strip label	End angle rear	End plate
Terminal					
Part number	Type number	Cross-section	Terminal label	Jumper	Cover
WEI.8731720000	ZTR 2.5/3AN	2.5			
WEI.8731720000	ZTR 2.5/3AN	2.5			

=V1WC4+V1UC15-XD12

	1	
	2	

			Date	9/21/2022	Volvo Trucks North America	Valiant TMS	Terminal line-up diagram =V1WC4+V1UC15-XD12	Drawing name: =2V03&EFS-EL	=	
			Ed.	MKLEPADLO					+	
			Appr		P6700 Underbody Floor Skin - Cell 2V03			Document type: ETT	Project nr: 22-16151	Page 52
Modification	Date	Name	Original		Replacement of / Replaced by	Scale 1:1				1721

Terminal line-up diagram

F12_001

Part number					
Mounting rail			Strip label	End angle rear	End plate
Terminal					
Part number	Type number	Cross-section	Terminal label	Jumper	Cover
WEI.8731720000	ZTR 2.5/3AN	2.5			
WEI.8731720000	ZTR 2.5/3AN	2.5			

=V1WC4+V1UC15-XD13

	1	
	2	

			Date	9/21/2022	Volvo Trucks North America	Valiant TMS	Terminal line-up diagram =V1WC4+V1UC15-XD13	Drawing name: =2V03&EFS-EL	=	
			Ed.	MKLEPADLO					+	
			Appr		P6700 Underbody Floor Skin - Cell 2V03			Document type: ETT	Project nr: 22-16151	Page 53
Modification	Date	Name	Original		Replacement of / Replaced by	Scale 1:1				1721

Terminal line-up diagram

F12_001

Part number					
Mounting rail			Strip label	End angle rear	End plate
Terminal					
Part number	Type number	Cross-section	Terminal label	Jumper	Cover
WEI.8731720000	ZTR 2.5/3AN	2.5			

=V1WC4+V1UC15-XD14

'	1	

			Date	9/21/2022	Volvo Trucks North America	Valiant TMS	Terminal line-up diagram =V1WC4+V1UC15-XD14	Drawing name: =2V03&EFS-EL	=		
			Ed.	MKLEPADLO					+		
			Appr		P6700 Underbody Floor Skin - Cell 2V03			Document type: ETT	Project nr: 22-16151	Page	54
Modification	Date	Name	Original		Replacement of / Replaced by	Scale 1:1					1721

Terminal line-up diagram

F12_001

Part number					
Mounting rail			Strip label	End angle rear	End plate
Terminal					
Part number	Type number	Cross-section	Terminal label	Jumper	Cover
WEI.8731720000	ZTR 2.5/3AN	2.5			
WEI.8731720000	ZTR 2.5/3AN	2.5			
WEI.8731720000	ZTR 2.5/3AN	2.5			
WEI.8731720000	ZTR 2.5/3AN	2.5			
WEI.8731720000	ZTR 2.5/3AN	2.5			



			Date	9/21/2022	Volvo Trucks North America	Valiant TMS	Terminal line-up diagram =V1WC4+V1UC15-XD15	Drawing name: =2V03&EFS-EL	=	
			Ed.	MKLEPADLO					+	
			Appr		P6700 Underbody Floor Skin - Cell 2V03			Document type: ETT	Project nr: 22-16151	Page 55
Modification	Date	Name	Original		Replacement of / Replaced by	Scale 1:1				1721

Terminal line-up diagram

F12_001

Part number					
Mounting rail			Strip label	End angle rear	End plate
Terminal					
Part number	Type number	Cross-section	Terminal label	Jumper	Cover
WEI.8731720000	ZTR 2.5/3AN	2.5			
WEI.8731720000	ZTR 2.5/3AN	2.5			

=V1WC4+V1UC15-XD16

	1	
	2	

			Date	9/21/2022	Volvo Trucks North America	Valiant TMS	Terminal line-up diagram =V1WC4+V1UC15-XD16	Drawing name: =2V03&EFS-EL	=
			Ed.	MKLEPADLO					+
			Appr		P6700 Underbody Floor Skin - Cell 2V03			Document type: ETT	Project nr: 22-16151
Modification	Date	Name	Original		Replacement of / Replaced by	Scale 1:1			Page 56 / 1721

Terminal line-up diagram

F12_001

Part number					
Mounting rail			Strip label	End angle rear	End plate
Terminal					
Part number	Type number	Cross-section	Terminal label	Jumper	Cover
WEI.8731720000	ZTR 2.5/3AN	2.5			

=V1WC4+V1UC15-XD17

'	1	

			Date	9/21/2022	Volvo Trucks North America		Valiant TMS	Terminal line-up diagram =V1WC4+V1UC15-XD17	Drawing name: =2V03&EFS-EL	= +
			Ed.	MKLEPADLO	P6700 Underbody Floor Skin - Cell 2V03				Document type: ETT	Project nr: 22-16151
			Appr				Scale 1:1			Page 57 / 1721
Modification	Date	Name	Original		Replacement of	Replaced by				

Terminal line-up diagram

F12_001

Part number					
Mounting rail			Strip label	End angle rear	End plate
Terminal					
Part number	Type number	Cross-section	Terminal label	Jumper	Cover
WEI.8731720000	ZTR 2.5/3AN	2.5			

=V1WC4+V1UC15-XD18

'	1	

			Date	9/21/2022	Volvo Trucks North America	Valiant TMS	Terminal line-up diagram =V1WC4+V1UC15-XD18	Drawing name: =2V03&EFS-EL	=	
			Ed.	MKLEPADLO					+	
			Appr		P6700 Underbody Floor Skin - Cell 2V03			Document type: ETT	Project nr: 22-16151	Page 58
Modification	Date	Name	Original		Replacement of / Replaced by	Scale 1:1				1721

Terminal line-up diagram

F12_001

Part number					
Mounting rail			Strip label	End angle rear	End plate
Terminal					
Part number	Type number	Cross-section	Terminal label	Jumper	Cover
WEI.8731720000	ZTR 2.5/3AN	2.5			
WEI.8731720000	ZTR 2.5/3AN	2.5			

=V1WC4+V1UC15-XD51

	1	
	2	

			Date	9/21/2022	Volvo Trucks North America	Valiant TMS	Terminal line-up diagram =V1WC4+V1UC15-XD51	Drawing name: =2V03&EFS-EL	=	
			Ed.	MKLEPADLO					+	
			Appr		P6700 Underbody Floor Skin - Cell 2V03			Document type: ETT	Project nr: 22-16151	Page 59
Modification	Date	Name	Original		Replacement of / Replaced by	Scale 1:1				1721

Terminal line-up diagram

F12_001

Part number					
Mounting rail			Strip label	End angle rear	End plate
Terminal					
Part number	Type number	Cross-section	Terminal label	Jumper	Cover
WEI.8731720000	ZTR 2.5/3AN	2.5			
WEI.8731720000	ZTR 2.5/3AN	2.5			



			Date	9/21/2022	Volvo Trucks North America		Valiant TMS	Terminal line-up diagram =V1WC4+V1UC15-XD52	Drawing name: =2V03&EFS-EL	=	
			Ed.	MKLEPADLO						+	
			Appr		P6700 Underbody Floor Skin - Cell 2V03				Document type: ETT	Project nr: 22-16151	Page 60
Modification	Date	Name	Original		Replacement of	Replaced by	Scale 1:1				1721

Terminal line-up diagram

F12_001

Part number					
Mounting rail			Strip label	End angle rear	End plate
Terminal					
Part number	Type number	Cross-section	Terminal label	Jumper	Cover
WEI.8731720000	ZTR 2.5/3AN	2.5			
WEI.8731720000	ZTR 2.5/3AN	2.5			



			Date	9/21/2022	Volvo Trucks North America	Valiant TMS	Terminal line-up diagram =V1WC4+V1UC15-XD53	Drawing name: =2V03&EFS-EL	=		
			Ed.	MKLEPADLO					+		
			Appr		P6700 Underbody Floor Skin - Cell 2V03			Document type: ETT	Project nr: 22-16151	Page	61
Modification	Date	Name	Original		Replacement of / Replaced by	Scale 1:1					1721

Terminal line-up diagram

F12_001

Part number					
Mounting rail			Strip label	End angle rear	End plate
Terminal					
Part number	Type number	Cross-section	Terminal label	Jumper	Cover
WEI.8731720000	ZTR 2.5/3AN	2.5			
WEI.8731720000	ZTR 2.5/3AN	2.5			

=V1WC4+V1UC15-XD54

	1	
	2	

61

63

			Date	9/21/2022	Volvo Trucks North America	Valiant TMS	Terminal line-up diagram =V1WC4+V1UC15-XD54	Drawing name: =2V03&EFS-EL	= +
			Ed.	MKLEPADLO	P6700 Underbody Floor Skin - Cell 2V03			Document type: ETT	Project nr: 22-16151
			Appr			Scale 1:1			Page 62 / 1721
Modification	Date	Name	Original		Replacement of	Replaced by			

Terminal line-up diagram

F12_001

Part number					
Mounting rail			Strip label	End angle rear	End plate
Terminal					
Part number	Type number	Cross-section	Terminal label	Jumper	Cover
WEI.8731720000	ZTR 2.5/3AN	2.5			
WEI.1608800000	ZAP/TW 3				
WEI.9540000000	ZEW 35				
WEI.8731720000	ZTR 2.5/3AN	2.5			
WEI.8731720000	ZTR 2.5/3AN	2.5			
WEI.8731720000	ZTR 2.5/3AN	2.5			
WEI.8731720000	ZTR 2.5/3AN	2.5			
WEI.8731720000	ZTR 2.5/3AN	2.5			
WEI.8731720000	ZTR 2.5/3AN	2.5			
WEI.8731720000	ZTR 2.5/3AN	2.5			
WEI.8731720000	ZTR 2.5/3AN	2.5			
WEI.8731720000	ZTR 2.5/3AN	2.5			
WEI.8731720000	ZTR 2.5/3AN	2.5			
WEI.8731720000	ZTR 2.5/3AN	2.5			
WEI.8731720000	ZTR 2.5/3AN	2.5			
WEI.8731720000	ZTR 2.5/3AN	2.5			
WEI.8731720000	ZTR 2.5/3AN	2.5			
WEI.8731720000	ZTR 2.5/3AN	2.5			

=V1WC4+V1UC32-XD11

	1	
	2	
	3	
	4	
	5	
	6	
	7	
	11	
	12	
	13	
	14	
	15	
	16	
	17	

			Date	9/21/2022	Volvo Trucks North America	Valiant TMS	Terminal line-up diagram =V1WC4+V1UC32-XD11	Drawing name: =2V03&EFS-EL	=	
			Ed.	MKLEPADLO					+	
			Appr		P6700 Underbody Floor Skin - Cell 2V03			Document type: ETT	Project nr: 22-16151	Page 63
Modification	Date	Name	Original		Replacement of / Replaced by	Scale 1:1				1721

Terminal line-up diagram

F12_001

Part number					
Mounting rail			Strip label	End angle rear	End plate
Terminal					
Part number	Type number	Cross-section	Terminal label	Jumper	Cover
WEI.8731720000	ZTR 2.5/3AN	2.5			
WEI.1608800000	ZAP/TW 3				
WEI.9540000000	ZEW 35				
WEI.8731720000	ZTR 2.5/3AN	2.5			
WEI.8731720000	ZTR 2.5/3AN	2.5			
WEI.8731720000	ZTR 2.5/3AN	2.5			
WEI.8731720000	ZTR 2.5/3AN	2.5			
WEI.8731720000	ZTR 2.5/3AN	2.5			
WEI.8731720000	ZTR 2.5/3AN	2.5			
WEI.8731720000	ZTR 2.5/3AN	2.5			
WEI.8731720000	ZTR 2.5/3AN	2.5			
WEI.8731720000	ZTR 2.5/3AN	2.5			
WEI.8731720000	ZTR 2.5/3AN	2.5			
WEI.8731720000	ZTR 2.5/3AN	2.5			
WEI.8731720000	ZTR 2.5/3AN	2.5			
WEI.8731720000	ZTR 2.5/3AN	2.5			
WEI.8731720000	ZTR 2.5/3AN	2.5			
WEI.8731720000	ZTR 2.5/3AN	2.5			

=V1WC4+V1UC33-XD11

	1	
	2	
	3	
	4	
	5	
	6	
	7	
	11	
	12	
	13	
	14	
	15	
	16	
	17	

			Date	9/21/2022	Volvo Trucks North America	Valiant TMS	Terminal line-up diagram =V1WC4+V1UC33-XD11	Drawing name: =2V03&EFS-EL	=	
			Ed.	MKLEPADLO					+	
			Appr		P6700 Underbody Floor Skin - Cell 2V03			Document type: ETT	Project nr: 22-16151	Page 64
Modification	Date	Name	Original		Replacement of	Replaced by	Scale 1:1			1721

Terminal line-up diagram

F12_001

Part number					
Mounting rail			Strip label	End angle rear	End plate
Terminal					
Part number	Type number	Cross-section	Terminal label	Jumper	Cover
WEI.8731720000	ZTR 2.5/3AN	2.5			
WEI.8731720000	ZTR 2.5/3AN	2.5			
WEI.8731720000	ZTR 2.5/3AN	2.5			
WEI.8731720000	ZTR 2.5/3AN	2.5			
WEI.8731720000	ZTR 2.5/3AN	2.5			
WEI.8731720000	ZTR 2.5/3AN	2.5			
WEI.8731720000	ZTR 2.5/3AN	2.5			
WEI.8731720000	ZTR 2.5/3AN	2.5			
WEI.8731720000	ZTR 2.5/3AN	2.5			
WEI.8731720000	ZTR 2.5/3AN	2.5			
WEI.8731720000	ZTR 2.5/3AN	2.5			
WEI.8731720000	ZTR 2.5/3AN	2.5			
WEI.1608800000	ZAP/TW 3				
WEI.8731720000	ZTR 2.5/3AN	2.5			
WEI.1608800000	ZAP/TW 3				
WEI.8731720000	ZTR 2.5/3AN	2.5			
WEI.1608800000	ZAP/TW 3				
WEI.8731720000	ZTR 2.5/3AN	2.5			
WEI.1608800000	ZAP/TW 3				
WEI.8731720000	ZTR 2.5/3AN	2.5			
WEI.1608800000	ZAP/TW 3				

=V1WC4+V1UC46-XD11

●	1	
●	2	
●	3	
●	4	
●	5	
●	6	
●	7	
●	8	
●	9	
●	11	
●	12	
●	13	
●	14	
●	15	
●	16	
●	17	
●	18	
●	19	

			Date	9/21/2022	Volvo Trucks North America	Valiant TMS	Terminal line-up diagram =V1WC4+V1UC46-XD11	Drawing name: =2V03&EFS-EL	=	
			Ed.	MKLEPADLO					+	
			Appr		P6700 Underbody Floor Skin - Cell 2V03			Document type: ETT	Project nr: 22-16151	Page 65
Modification	Date	Name	Original		Replacement of	Replaced by	Scale 1:1			1721

Terminal line-up diagram

F12_001

Part number					
Mounting rail			Strip label	End angle rear	End plate
Terminal					
Part number	Type number	Cross-section	Terminal label	Jumper	Cover
WEI.1608510000	ZDU 2.5	2.5			
WEI.1608740000	ZAP/TW 1				
WEI.8731720000	ZTR 2.5/3AN	2.5			

=V1WC4+V1UC46-XD14

'	1	
'		
'	11	

			Date	9/21/2022	Volvo Trucks North America	Valiant TMS	Terminal line-up diagram =V1WC4+V1UC46-XD14	Drawing name: =2V03&EFS-EL	=	
			Ed.	MKLEPADLO					+	
			Appr		P6700 Underbody Floor Skin - Cell 2V03			Document type: ETT	Project nr: 22-16151	Page 66
Modification	Date	Name	Original		Replacement of / Replaced by	Scale 1:1				1721

Terminal line-up diagram

F12_001

Part number					
Mounting rail			Strip label	End angle rear	End plate
Terminal					
Part number	Type number	Cross-section	Terminal label	Jumper	Cover
WEI.8731720000	ZTR 2.5/3AN	2.5			
WEI.8731720000	ZTR 2.5/3AN	2.5			
WEI.8731720000	ZTR 2.5/3AN	2.5			

=V1WC4+V1UC46-XD51.1

'	1	
'	2	
'	11	

66

68

			Date	9/21/2022	Volvo Trucks North America	Valiant TMS	Terminal line-up diagram =V1WC4+V1UC46-XD51.1	Drawing name: =2V03&EFS-EL	=	
			Ed.	MKLEPADLO					+	
			Appr		P6700 Underbody Floor Skin - Cell 2V03			Document type: ETT	Project nr: 22-16151	Page 67
Modification	Date	Name	Original		Replacement of / Replaced by	Scale 1:1				1721

Terminal line-up diagram

F12_001

Part number					
Mounting rail			Strip label	End angle rear	End plate
Terminal					
Part number	Type number	Cross-section	Terminal label	Jumper	Cover
WEI.8731720000	ZTR 2.5/3AN	2.5			
WEI.8731720000	ZTR 2.5/3AN	2.5			
WEI.8731720000	ZTR 2.5/3AN	2.5			

=V1WC4+V1UC46-XD52.1

'	1	
'	2	
'	11	

67

69

			Date	9/21/2022	Volvo Trucks North America	Valiant TMS	Terminal line-up diagram =V1WC4+V1UC46-XD52.1	Drawing name: =2V03&EFS-EL	=	
			Ed.	MKLEPADLO					+	
			Appr		P6700 Underbody Floor Skin - Cell 2V03			Document type: ETT	Project nr: 22-16151	Page 68
Modification	Date	Name	Original		Replacement of / Replaced by	Scale 1:1				1721

Terminal line-up diagram

F12_001

Part number					
Mounting rail			Strip label	End angle rear	End plate
Terminal					
Part number	Type number	Cross-section	Terminal label	Jumper	Cover
WEI.8731720000	ZTR 2.5/3AN	2.5			
WEI.8731720000	ZTR 2.5/3AN	2.5			
WEI.8731720000	ZTR 2.5/3AN	2.5			

=V1WC4+V1UC46-XD53.1

'	1	
'	2	
'	11	

			Date	9/21/2022	Volvo Trucks North America	Valiant TMS	Terminal line-up diagram =V1WC4+V1UC46-XD53.1	Drawing name: =2V03&EFS-EL	=	
			Ed.	MKLEPADLO					+	
			Appr		P6700 Underbody Floor Skin - Cell 2V03			Document type: ETT	Project nr: 22-16151	Page 69
Modification	Date	Name	Original		Replacement of	Replaced by	Scale 1:1			1721

Terminal line-up diagram

F12_001

Part number					
Mounting rail			Strip label	End angle rear	End plate
Terminal					
Part number	Type number	Cross-section	Terminal label	Jumper	Cover
WEI.8731720000	ZTR 2.5/3AN	2.5			
WEI.8731720000	ZTR 2.5/3AN	2.5			
WEI.8731720000	ZTR 2.5/3AN	2.5			

=V1WC4+V1UC46-XD54.1

'	1	
'	2	
'	11	

			Date	9/21/2022	Volvo Trucks North America	Valiant TMS	Terminal line-up diagram =V1WC4+V1UC46-XD54.1	Drawing name: =2V03&EFS-EL	=	
			Ed.	MKLEPADLO					+	
			Appr		P6700 Underbody Floor Skin - Cell 2V03			Document type: ETT	Project nr: 22-16151	Page 70
Modification	Date	Name	Original		Replacement of / Replaced by	Scale 1:1				1721

Terminal line-up diagram

F12_001

Part number					
Mounting rail			Strip label	End angle rear	End plate
Terminal					
Part number	Type number	Cross-section	Terminal label	Jumper	Cover
WEI.1608520000	ZDU 2.5 BL	2.5 mm²			
WEI.1608740000	ZAP/TW 1				
WEI.9540000000	ZEW 35				
WEI.1608520000	ZDU 2.5 BL	2.5 mm²			
WEI.1608520000	ZDU 2.5 BL	2.5 mm²			
WEI.1608520000	ZDU 2.5 BL	2.5 mm²			
WEI.1608520000	ZDU 2.5 BL	2.5 mm²			
WEI.1608520000	ZDU 2.5 BL	2.5 mm²			
WEI.1608520000	ZDU 2.5 BL	2.5 mm²			
WEI.1608520000	ZDU 2.5 BL	2.5 mm²			
WEI.1608520000	ZDU 2.5 BL	2.5 mm²			

=V1PZ1PF1+V1UC61-XD11

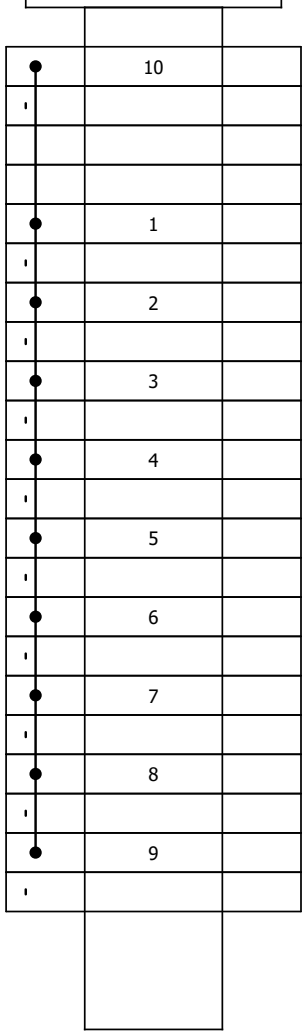

			Date	9/21/2022	Volvo Trucks North America		Valiant TMS	Terminal line-up diagram =V1PZ1PF1+V1UC61-XD11	Drawing name: =2V03&EFS-EL	=	
			Ed.	MKLEPADLO						+	
			Appr		P6700 Underbody Floor Skin - Cell 2V03		Scale 1:1		Document type: ETT	Project nr: 22-16151	Page 71 / 1721
Modification	Date	Name	Original		Replacement of	Replaced by					

Terminal line-up diagram

F12_001

Part number					
Mounting rail			Strip label	End angle rear	End plate
Terminal					
Part number	Type number	Cross-section	Terminal label	Jumper	Cover
WEI.1608520000	ZDU 2.5 BL	2.5 mm²			
WEI.1608740000	ZAP/TW 1				
WEI.9540000000	ZEW 35				
WEI.1608520000	ZDU 2.5 BL	2.5 mm²			
WEI.1608520000	ZDU 2.5 BL	2.5 mm²			
WEI.1608520000	ZDU 2.5 BL	2.5 mm²			
WEI.1608520000	ZDU 2.5 BL	2.5 mm²			
WEI.1608520000	ZDU 2.5 BL	2.5 mm²			
WEI.1608520000	ZDU 2.5 BL	2.5 mm²			
WEI.1608520000	ZDU 2.5 BL	2.5 mm²			
WEI.1608520000	ZDU 2.5 BL	2.5 mm²			
WEI.1608520000	ZDU 2.5 BL	2.5 mm²			

=V1PZ1PF2+V1UC62-XD11

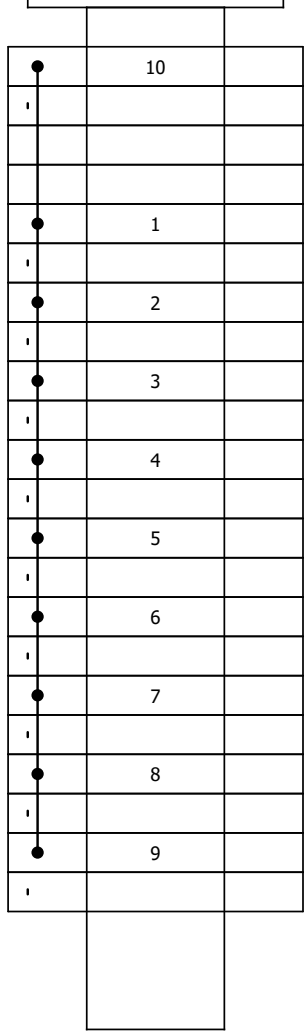

			Date	9/21/2022	Volvo Trucks North America		Valiant TMS	Terminal line-up diagram =V1PZ1PF2+V1UC62-XD11	Drawing name: =2V03&EFS-EL		=
			Ed.	MKLEPADLO							+
			Appr		P6700 Underbody Floor Skin - Cell 2V03				Document type: ETT	Project nr: 22-16151	Page 72
Modification	Date	Name	Original		Replacement of	Replaced by	Scale 1:1				1721

Terminal line-up diagram

F12_001

Part number					
Mounting rail			Strip label	End angle rear	End plate
Terminal					
Part number	Type number	Cross-section	Terminal label	Jumper	Cover
WEI.1608520000	ZDU 2.5 BL	2.5 mm²			
WEI.1608740000	ZAP/TW 1				
WEI.9540000000	ZEW 35				
WEI.1608520000	ZDU 2.5 BL	2.5 mm²			
WEI.1608520000	ZDU 2.5 BL	2.5 mm²			
WEI.1608520000	ZDU 2.5 BL	2.5 mm²			
WEI.1608520000	ZDU 2.5 BL	2.5 mm²			
WEI.1608520000	ZDU 2.5 BL	2.5 mm²			
WEI.1608520000	ZDU 2.5 BL	2.5 mm²			
WEI.1608520000	ZDU 2.5 BL	2.5 mm²			
WEI.1608520000	ZDU 2.5 BL	2.5 mm²			
WEI.1608520000	ZDU 2.5 BL	2.5 mm²			

=V1PZ1PF3+V1UC63-XD11

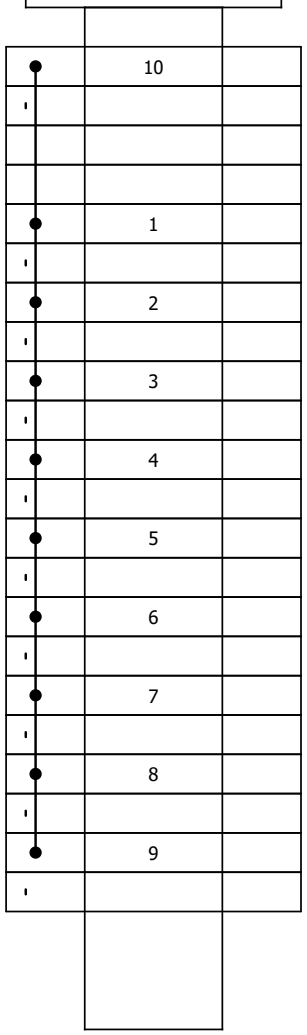

			Date	9/21/2022	Volvo Trucks North America		Valiant TMS	Terminal line-up diagram =V1PZ1PF3+V1UC63-XD11	Drawing name: =2V03&EFS-EL	=	
			Ed.	MKLEPADLO						+	
			Appr		P6700 Underbody Floor Skin - Cell 2V03				Document type: ETT	Project nr: 22-16151	Page 73
Modification	Date	Name	Original		Replacement of	Replaced by	Scale 1:1				1721

Terminal line-up diagram

F12_001

Part number					
Mounting rail			Strip label	End angle rear	End plate
Terminal					
Part number	Type number	Cross-section	Terminal label	Jumper	Cover
WEI.1608520000	ZDU 2.5 BL	2.5 mm²			
WEI.1608740000	ZAP/TW 1				
WEI.9540000000	ZEW 35				
WEI.1608520000	ZDU 2.5 BL	2.5 mm²			
WEI.1608520000	ZDU 2.5 BL	2.5 mm²			
WEI.1608520000	ZDU 2.5 BL	2.5 mm²			
WEI.1608520000	ZDU 2.5 BL	2.5 mm²			
WEI.1608520000	ZDU 2.5 BL	2.5 mm²			
WEI.1608520000	ZDU 2.5 BL	2.5 mm²			
WEI.1608520000	ZDU 2.5 BL	2.5 mm²			
WEI.1608520000	ZDU 2.5 BL	2.5 mm²			

=V1PZ1PF4+V1UC64-XD11

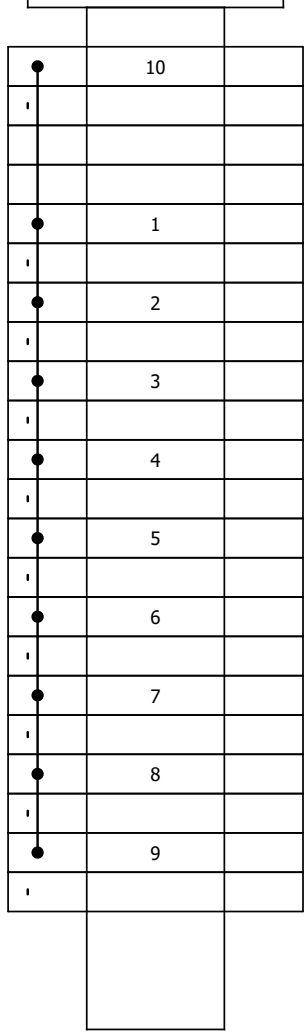

			Date	9/21/2022	Volvo Trucks North America		Valiant TMS	Terminal line-up diagram =V1PZ1PF4+V1UC64-XD11	Drawing name: =2V03&EFS-EL	= +
			Ed.	MKLEPADLO	P6700 Underbody Floor Skin - Cell 2V03				Document type: ETT	Project nr: 22-16151
			Appr				Scale 1:1			Page 74 / 1721
Modification	Date	Name	Original		Replacement of	Replaced by				

Terminal line-up diagram

F12_001

Part number					
Mounting rail			Strip label	End angle rear	End plate
Terminal					
Part number	Type number	Cross-section	Terminal label	Jumper	Cover
WEI.1608520000	ZDU 2.5 BL	2.5 mm²			
WEI.1608740000	ZAP/TW 1				
WEI.9540000000	ZEW 35				
WEI.1608520000	ZDU 2.5 BL	2.5 mm²			
WEI.1608520000	ZDU 2.5 BL	2.5 mm²			
WEI.1608520000	ZDU 2.5 BL	2.5 mm²			
WEI.1608520000	ZDU 2.5 BL	2.5 mm²			
WEI.1608520000	ZDU 2.5 BL	2.5 mm²			
WEI.1608520000	ZDU 2.5 BL	2.5 mm²			
WEI.1608520000	ZDU 2.5 BL	2.5 mm²			
WEI.1608520000	ZDU 2.5 BL	2.5 mm²			
WEI.1608520000	ZDU 2.5 BL	2.5 mm²			

=V1PZ1PF5+V1UC65-XD11

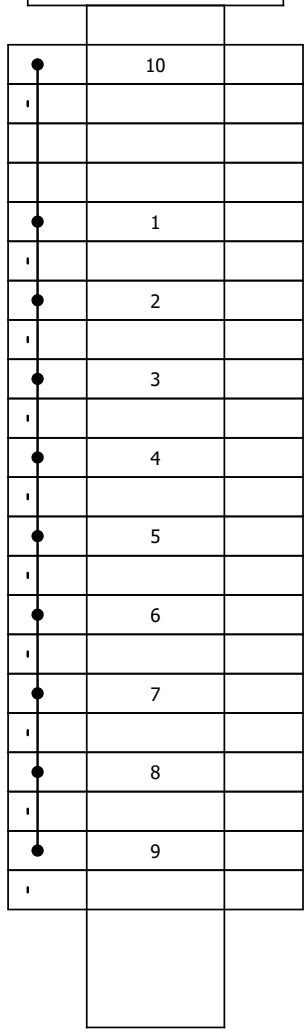

			Date	9/21/2022	Volvo Trucks North America		Valiant TMS	Terminal line-up diagram =V1PZ1PF5+V1UC65-XD11	Drawing name: =2V03&EFS-EL	=	
			Ed.	MKLEPADLO						+	
			Appr		P6700 Underbody Floor Skin - Cell 2V03		Scale 1:1		Document type: ETT	Project nr: 22-16151	Page 75
Modification	Date	Name	Original		Replacement of	Replaced by					1721

Terminal line-up diagram

F12_001

Part number					
Mounting rail			Strip label	End angle rear	End plate
Terminal					
Part number	Type number	Cross-section	Terminal label	Jumper	Cover
WEI.1608520000	ZDU 2.5 BL	2.5 mm²			
WEI.1608740000	ZAP/TW 1				
WEI.9540000000	ZEW 35				
WEI.1608520000	ZDU 2.5 BL	2.5 mm²			
WEI.1608520000	ZDU 2.5 BL	2.5 mm²			
WEI.1608520000	ZDU 2.5 BL	2.5 mm²			
WEI.1608520000	ZDU 2.5 BL	2.5 mm²			
WEI.1608520000	ZDU 2.5 BL	2.5 mm²			
WEI.1608520000	ZDU 2.5 BL	2.5 mm²			
WEI.1608520000	ZDU 2.5 BL	2.5 mm²			
WEI.1608520000	ZDU 2.5 BL	2.5 mm²			
WEI.1608520000	ZDU 2.5 BL	2.5 mm²			

=V1PZ1PF6+V1UC66-XD11

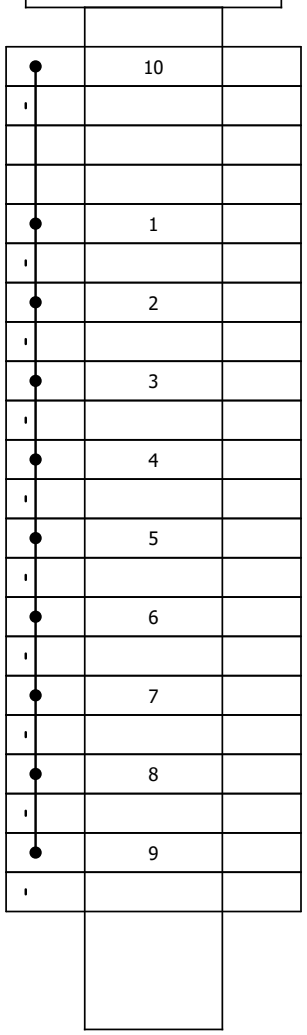

			Date	9/21/2022	Volvo Trucks North America		Valiant TMS	Terminal line-up diagram =V1PZ1PF6+V1UC66-XD11	Drawing name: =2V03&EFS-EL		=
			Ed.	MKLEPADLO							+
			Appr		P6700 Underbody Floor Skin - Cell 2V03				Document type: ETT	Project nr: 22-16151	Page 76
Modification	Date	Name	Original		Replacement of	Replaced by	Scale 1:1				1721

Terminal line-up diagram

F12_001

Part number					
Mounting rail			Strip label	End angle rear	End plate
Terminal					
Part number	Type number	Cross-section	Terminal label	Jumper	Cover
WEI.1608520000	ZDU 2.5 BL	2.5 mm²			
WEI.1608740000	ZAP/TW 1				
WEI.9540000000	ZEW 35				
WEI.1608520000	ZDU 2.5 BL	2.5 mm²			
WEI.1608520000	ZDU 2.5 BL	2.5 mm²			
WEI.1608520000	ZDU 2.5 BL	2.5 mm²			
WEI.1608520000	ZDU 2.5 BL	2.5 mm²			
WEI.1608520000	ZDU 2.5 BL	2.5 mm²			
WEI.1608520000	ZDU 2.5 BL	2.5 mm²			
WEI.1608520000	ZDU 2.5 BL	2.5 mm²			
WEI.1608520000	ZDU 2.5 BL	2.5 mm²			
WEI.1608520000	ZDU 2.5 BL	2.5 mm²			

=V1PZ1PF7+V1UC67-XD11

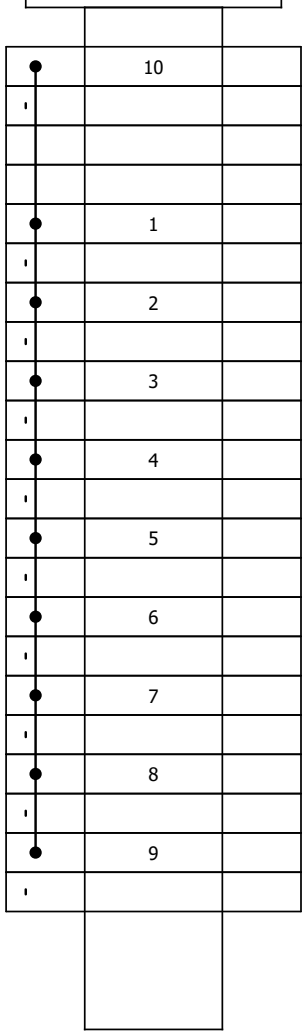

			Date	9/21/2022	Volvo Trucks North America		Valiant TMS	Terminal line-up diagram =V1PZ1PF7+V1UC67-XD11	Drawing name: =2V03&EFS-EL	=	
			Ed.	MKLEPADLO						+	
			Appr		P6700 Underbody Floor Skin - Cell 2V03		Scale 1:1		Document type: ETT	Project nr: 22-16151	Page 77 / 1721
Modification	Date	Name	Original		Replacement of	Replaced by					

Terminal line-up diagram

F12_001

Part number					
Mounting rail			Strip label	End angle rear	End plate
Terminal					
Part number	Type number	Cross-section	Terminal label	Jumper	Cover
WEI.1608520000	ZDU 2.5 BL	2.5 mm²			
WEI.1608740000	ZAP/TW 1				
WEI.9540000000	ZEW 35				
WEI.1608520000	ZDU 2.5 BL	2.5 mm²			
WEI.1608520000	ZDU 2.5 BL	2.5 mm²			
WEI.1608520000	ZDU 2.5 BL	2.5 mm²			
WEI.1608520000	ZDU 2.5 BL	2.5 mm²			
WEI.1608520000	ZDU 2.5 BL	2.5 mm²			
WEI.1608520000	ZDU 2.5 BL	2.5 mm²			
WEI.1608520000	ZDU 2.5 BL	2.5 mm²			
WEI.1608520000	ZDU 2.5 BL	2.5 mm²			

=V1PZ1PF8+V1UC68-XD11

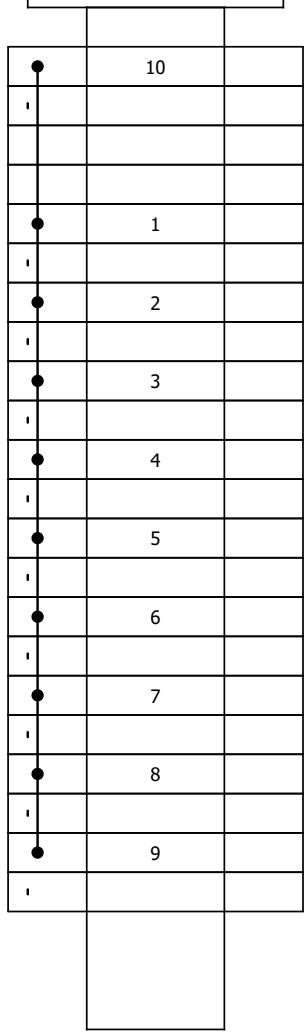

			Date	9/21/2022	Volvo Trucks North America		Valiant TMS	Terminal line-up diagram =V1PZ1PF8+V1UC68-XD11	Drawing name: =2V03&EFS-EL	=	
			Ed.	MKLEPADLO						+	
			Appr		P6700 Underbody Floor Skin - Cell 2V03				Document type: ETT	Project nr: 22-16151	Page 78
Modification	Date	Name	Original		Replacement of	Replaced by	Scale 1:1				1721

Terminal line-up diagram

F12_001

Part number					
Mounting rail			Strip label	End angle rear	End plate
Terminal					
Part number	Type number	Cross-section	Terminal label	Jumper	Cover
WEI.1608520000	ZDU 2.5 BL	2.5 mm²			
WEI.1608740000	ZAP/TW 1				
WEI.9540000000	ZEW 35				
WEI.1608520000	ZDU 2.5 BL	2.5 mm²			
WEI.1608520000	ZDU 2.5 BL	2.5 mm²			
WEI.1608520000	ZDU 2.5 BL	2.5 mm²			
WEI.1608520000	ZDU 2.5 BL	2.5 mm²			
WEI.1608520000	ZDU 2.5 BL	2.5 mm²			
WEI.1608520000	ZDU 2.5 BL	2.5 mm²			
WEI.1608520000	ZDU 2.5 BL	2.5 mm²			
WEI.1608520000	ZDU 2.5 BL	2.5 mm²			
WEI.1608520000	ZDU 2.5 BL	2.5 mm²			

=V1PZ1PF9+V1UC69-XD11

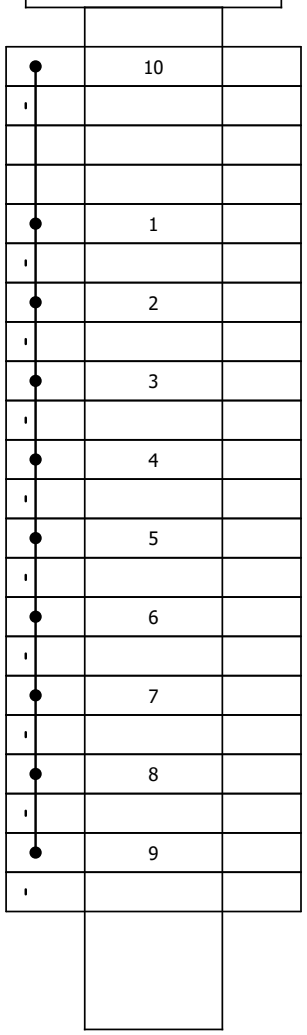

			Date	9/21/2022	Volvo Trucks North America		Valiant TMS	Terminal line-up diagram =V1PZ1PF9+V1UC69-XD11	Drawing name: =2V03&EFS-EL	=	
			Ed.	MKLEPADLO						+	
			Appr		P6700 Underbody Floor Skin - Cell 2V03				Document type: ETT	Project nr: 22-16151	Page 79
Modification	Date	Name	Original		Replacement of	Replaced by	Scale 1:1				1721

Terminal line-up diagram

F12_001

Part number					
Mounting rail			Strip label	End angle rear	End plate
Terminal					
Part number	Type number	Cross-section	Terminal label	Jumper	Cover
WEI.1608510000	ZDU 2.5	2.5			
WEI.1608740000	ZAP/TW 1				
WEI.9540000000	ZEW 35				
WEI.1608520000	ZDU 2.5 BL	2.5 mm²			
WEI.1608520000	ZDU 2.5 BL	2.5 mm²			

=V2WC3+V2UC14-XD1

'	L1	
'	N	
'		
'	PE	
'		

			Date	9/21/2022	Volvo Trucks North America	Valiant TMS	Terminal line-up diagram =V2WC3+V2UC14-XD1	Drawing name: =2V03&EFS-EL	=	
			Ed.	MKLEPADLO					+	
			Appr		P6700 Underbody Floor Skin - Cell 2V03			Document type: ETT	Project nr: 22-16151	Page 80
Modification	Date	Name	Original		Replacement of	Replaced by	Scale 1:1			1721

Terminal line-up diagram

F12_001

Part number					
Mounting rail			Strip label	End angle rear	End plate
Terminal					
Part number	Type number	Cross-section	Terminal label	Jumper	Cover
WEI.8731720000	ZTR 2.5/3AN	2.5			
WEI.8731720000	ZTR 2.5/3AN	2.5			
WEI.8731720000	ZTR 2.5/3AN	2.5			
WEI.8731720000	ZTR 2.5/3AN	2.5			

=V2WC4+V2UC14-KF14.12

'	1	
'	2	
'	3	
'	4	

			Date	9/21/2022	Volvo Trucks North America		Valiant TMS	Terminal line-up diagram =V2WC4+V2UC14-KF14.12	Drawing name: =2V03&EFS-EL		=
			Ed.	MKLEPADLO							+
			Appr		P6700 Underbody Floor Skin - Cell 2V03		Scale 1:1		Document type: ETT	Project nr: 22-16151	Page 81
Modification	Date	Name	Original		Replacement of	Replaced by					1721

Terminal line-up diagram

F12_001

Part number					
Mounting rail			Strip label	End angle rear	End plate
Terminal					
Part number	Type number	Cross-section	Terminal label	Jumper	Cover

=V2WC4+V2UC14-XD5

'	1	

81

83

			Date	9/21/2022	Volvo Trucks North America		Valiant TMS	Terminal line-up diagram =V2WC4+V2UC14-XD5	Drawing name: =2V03&EFS-EL	=
			Ed.	MKLEPADLO						+
			Appr		P6700 Underbody Floor Skin - Cell 2V03				Document type: ETT	Project nr: 22-16151
Modification	Date	Name	Original		Replacement of	Replaced by	Scale 1:1			Page 82 / 1721

Terminal line-up diagram

F12_001

Part number					
Mounting rail			Strip label	End angle rear	End plate

Terminal					
Part number	Type number	Cross-section	Terminal label	Jumper	Cover

=V2WC4+V2UC14-XD6

'	1	

			Date	9/21/2022	Volvo Trucks North America	Valiant TMS	Terminal line-up diagram =V2WC4+V2UC14-XD6	Drawing name: =2V03&EFS-EL	=
			Ed.	MKLEPADLO					+
			Appr		P6700 Underbody Floor Skin - Cell 2V03			Document type: ETT	Project nr: 22-16151
Modification	Date	Name	Original		Replacement of / Replaced by	Scale 1:1			Page 83 / 1721

Terminal line-up diagram

F12_001

Part number					
Mounting rail			Strip label	End angle rear	End plate
Terminal					
Part number	Type number	Cross-section	Terminal label	Jumper	Cover
WEI.8731720000	ZTR 2.5/3AN	2.5			
WEI.8731720000	ZTR 2.5/3AN	2.5			
WEI.8731720000	ZTR 2.5/3AN	2.5			
WEI.8731720000	ZTR 2.5/3AN	2.5			
WEI.8731720000	ZTR 2.5/3AN	2.5			
WEI.8731720000	ZTR 2.5/3AN	2.5			
WEI.8731720000	ZTR 2.5/3AN	2.5			
WEI.8731720000	ZTR 2.5/3AN	2.5			
WEI.8731720000	ZTR 2.5/3AN	2.5			
WEI.8731720000	ZTR 2.5/3AN	2.5			
WEI.8731720000	ZTR 2.5/3AN	2.5			
WEI.8731720000	ZTR 2.5/3AN	2.5			
WEI.8731720000	ZTR 2.5/3AN	2.5			
WEI.8731720000	ZTR 2.5/3AN	2.5			
WEI.8731720000	ZTR 2.5/3AN	2.5			
WEI.8731720000	ZTR 2.5/3AN	2.5			
WEI.8731720000	ZTR 2.5/3AN	2.5			
WEI.8731720000	ZTR 2.5/3AN	2.5			
WEI.8731720000	ZTR 2.5/3AN	2.5			
WEI.8731720000	ZTR 2.5/3AN	2.5			
WEI.8731720000	ZTR 2.5/3AN	2.5			

=V2WC4+V2UC14-XD10

	1	
	2	
	4	
	3	
	5	
	6	
	7	
	8	
	9	
	10	
	11	
	12	
	13	
	14	
	15	
	16	
	17	
	18	
	19	
	20	

			Date	9/21/2022	Volvo Trucks North America		Valiant TMS	Terminal line-up diagram =V2WC4+V2UC14-XD10	Drawing name: =2V03&EFS-EL	=	
			Ed.	MKLEPADLO						+	
			Appr		P6700 Underbody Floor Skin - Cell 2V03				Document type: ETT	Project nr: 22-16151	Page 84
Modification	Date	Name	Original		Replacement of	Replaced by	Scale 1:1				1721

Terminal line-up diagram

F12_001

Part number					
Mounting rail			Strip label	End angle rear	End plate
Terminal					
Part number	Type number	Cross-section	Terminal label	Jumper	Cover
WEI.8731720000	ZTR 2.5/3AN	2.5			

=V2WC4+V2UC14-XD11

'	1	

			Date	9/21/2022	Volvo Trucks North America	Valiant TMS	Terminal line-up diagram =V2WC4+V2UC14-XD11	Drawing name: =2V03&EFS-EL	=	
			Ed.	MKLEPADLO					+	
			Appr		P6700 Underbody Floor Skin - Cell 2V03			Document type: ETT	Project nr: 22-16151	Page 85
Modification	Date	Name	Original		Replacement of / Replaced by	Scale 1:1				1721

Terminal line-up diagram

F12_001

Part number					
Mounting rail			Strip label	End angle rear	End plate
Terminal					
Part number	Type number	Cross-section	Terminal label	Jumper	Cover
WEI.8731720000	ZTR 2.5/3AN	2.5			
WEI.8731720000	ZTR 2.5/3AN	2.5			

=V2WC4+V2UC14-XD12



			Date	9/21/2022	Volvo Trucks North America	Valiant TMS	Terminal line-up diagram =V2WC4+V2UC14-XD12	Drawing name: =2V03&EFS-EL	=	
			Ed.	MKLEPADLO					+	
			Appr		P6700 Underbody Floor Skin - Cell 2V03			Document type: ETT	Project nr: 22-16151	Page 86
Modification	Date	Name	Original		Replacement of / Replaced by	Scale 1:1				1721

Terminal line-up diagram

F12_001

Part number					
Mounting rail			Strip label	End angle rear	End plate
Terminal					
Part number	Type number	Cross-section	Terminal label	Jumper	Cover
WEI.8731720000	ZTR 2.5/3AN	2.5			
WEI.8731720000	ZTR 2.5/3AN	2.5			

=V2WC4+V2UC14-XD13

1	1	
2	2	

			Date	9/21/2022	Volvo Trucks North America	Valiant TMS	Terminal line-up diagram =V2WC4+V2UC14-XD13	Drawing name: =2V03&EFS-EL	=	
			Ed.	MKLEPADLO					+	
			Appr		P6700 Underbody Floor Skin - Cell 2V03			Document type: ETT	Project nr: 22-16151	Page 87
Modification	Date	Name	Original		Replacement of / Replaced by	Scale 1:1				1721

Terminal line-up diagram

F12_001

Part number					
Mounting rail			Strip label	End angle rear	End plate
Terminal					
Part number	Type number	Cross-section	Terminal label	Jumper	Cover
WEI.8731720000	ZTR 2.5/3AN	2.5			

=V2WC4+V2UC14-XD14

'	1	

			Date	9/21/2022	Volvo Trucks North America		Valiant TMS	Terminal line-up diagram =V2WC4+V2UC14-XD14	Drawing name: =2V03&EFS-EL	= +
			Ed.	MKLEPADLO	P6700 Underbody Floor Skin - Cell 2V03				Document type: ETT	Project nr: 22-16151
			Appr				Scale 1:1			Page 88 / 1721
Modification	Date	Name	Original		Replacement of	Replaced by				

Terminal line-up diagram

F12_001

Part number					
Mounting rail			Strip label	End angle rear	End plate
Terminal					
Part number	Type number	Cross-section	Terminal label	Jumper	Cover
WEI.8731720000	ZTR 2.5/3AN	2.5			
WEI.8731720000	ZTR 2.5/3AN	2.5			
WEI.8731720000	ZTR 2.5/3AN	2.5			



			Date	9/21/2022	Volvo Trucks North America		Valiant TMS	Terminal line-up diagram =V2WC4+V2UC14-XD15	Drawing name: =2V03&EFS-EL	=	
			Ed.	MKLEPADLO						+	
			Appr		P6700 Underbody Floor Skin - Cell 2V03				Document type: ETT	Project nr: 22-16151	Page 89
Modification	Date	Name	Original		Replacement of	Replaced by	Scale 1:1				1721

Terminal line-up diagram

F12_001

Part number					
Mounting rail			Strip label	End angle rear	End plate
Terminal					
Part number	Type number	Cross-section	Terminal label	Jumper	Cover
WEI.8731720000	ZTR 2.5/3AN	2.5			
WEI.8731720000	ZTR 2.5/3AN	2.5			

=V2WC4+V2UC14-XD16



			Date	9/21/2022	Volvo Trucks North America	Valiant TMS	Terminal line-up diagram =V2WC4+V2UC14-XD16	Drawing name: =2V03&EFS-EL	=	
			Ed.	MKLEPADLO					+	
			Appr		P6700 Underbody Floor Skin - Cell 2V03			Document type: ETT	Project nr: 22-16151	Page 90
Modification	Date	Name	Original		Replacement of / Replaced by	Scale 1:1				1721

Terminal line-up diagram

F12_001

Part number					
Mounting rail			Strip label	End angle rear	End plate
Terminal					
Part number	Type number	Cross-section	Terminal label	Jumper	Cover
WEI.8731720000	ZTR 2.5/3AN	2.5			

=V2WC4+V2UC14-XD17

'	1	

			Date	9/21/2022	Volvo Trucks North America	Valiant TMS	Terminal line-up diagram =V2WC4+V2UC14-XD17	Drawing name: =2V03&EFS-EL	=
			Ed.	MKLEPADLO					+
			Appr		P6700 Underbody Floor Skin - Cell 2V03			Document type: ETT	Project nr: 22-16151
Modification	Date	Name	Original		Replacement of / Replaced by	Scale 1:1			Page 91 / 1721

Terminal line-up diagram

F12_001

Part number					
Mounting rail			Strip label	End angle rear	End plate
Terminal					
Part number	Type number	Cross-section	Terminal label	Jumper	Cover
WEI.8731720000	ZTR 2.5/3AN	2.5			

=V2WC4+V2UC14-XD18

'	1	

			Date	9/21/2022	Volvo Trucks North America	Valiant TMS	Terminal line-up diagram =V2WC4+V2UC14-XD18	Drawing name: =2V03&EFS-EL	=	
			Ed.	MKLEPADLO					+	
			Appr		P6700 Underbody Floor Skin - Cell 2V03			Document type: ETT	Project nr: 22-16151	Page 92
Modification	Date	Name	Original		Replacement of / Replaced by	Scale 1:1				1721

Terminal line-up diagram

F12_001

Part number					
Mounting rail			Strip label	End angle rear	End plate
Terminal					
Part number	Type number	Cross-section	Terminal label	Jumper	Cover
WEI.8731720000	ZTR 2.5/3AN	2.5			
WEI.8731720000	ZTR 2.5/3AN	2.5			

=V2WC4+V2UC14-XD51



			Date	9/21/2022	Volvo Trucks North America	Valiant TMS	Terminal line-up diagram =V2WC4+V2UC14-XD51	Drawing name: =2V03&EFS-EL	=	
			Ed.	MKLEPADLO					+	
			Appr		P6700 Underbody Floor Skin - Cell 2V03			Document type: ETT	Project nr: 22-16151	Page 93
Modification	Date	Name	Original		Replacement of / Replaced by	Scale 1:1				1721

Terminal line-up diagram

F12_001

Part number					
Mounting rail			Strip label	End angle rear	End plate
Terminal					
Part number	Type number	Cross-section	Terminal label	Jumper	Cover
WEI.8731720000	ZTR 2.5/3AN	2.5			
WEI.8731720000	ZTR 2.5/3AN	2.5			

=V2WC4+V2UC14-XD52

	1	
	2	

			Date	9/21/2022	Volvo Trucks North America	Valiant TMS	Terminal line-up diagram =V2WC4+V2UC14-XD52	Drawing name: =2V03&EFS-EL	=
			Ed.	MKLEPADLO					+
			Appr		P6700 Underbody Floor Skin - Cell 2V03			Document type: ETT	Project nr: 22-16151
Modification	Date	Name	Original		Replacement of / Replaced by	Scale 1:1			Page 94 / 1721

Terminal line-up diagram

F12_001

Part number					
Mounting rail			Strip label	End angle rear	End plate
Terminal					
Part number	Type number	Cross-section	Terminal label	Jumper	Cover
WEI.8731720000	ZTR 2.5/3AN	2.5			
WEI.8731720000	ZTR 2.5/3AN	2.5			

=V2WC4+V2UC14-XD53

	1	
	2	

			Date	9/21/2022	Volvo Trucks North America	Valiant TMS	Terminal line-up diagram =V2WC4+V2UC14-XD53	Drawing name: =2V03&EFS-EL	=	
			Ed.	MKLEPADLO					+	
			Appr		P6700 Underbody Floor Skin - Cell 2V03			Document type: ETT	Project nr: 22-16151	Page 95
Modification	Date	Name	Original		Replacement of / Replaced by	Scale 1:1				1721

Terminal line-up diagram

F12_001

Part number					
Mounting rail			Strip label	End angle rear	End plate
Terminal					
Part number	Type number	Cross-section	Terminal label	Jumper	Cover
WEI.8731720000	ZTR 2.5/3AN	2.5			
WEI.8731720000	ZTR 2.5/3AN	2.5			

=V2WC4+V2UC14-XD54



			Date	9/21/2022	Volvo Trucks North America	Valiant TMS	Terminal line-up diagram =V2WC4+V2UC14-XD54	Drawing name: =2V03&EFS-EL	=	
			Ed.	MKLEPADLO					+	
			Appr		P6700 Underbody Floor Skin - Cell 2V03			Document type: ETT	Project nr: 22-16151	Page 96
Modification	Date	Name	Original		Replacement of / Replaced by	Scale 1:1				1721

Terminal line-up diagram

F12_001

Part number					
Mounting rail			Strip label	End angle rear	End plate
Terminal					
Part number	Type number	Cross-section	Terminal label	Jumper	Cover
WEI.8731720000	ZTR 2.5/3AN	2.5			
WEI.8731720000	ZTR 2.5/3AN	2.5			
WEI.8731720000	ZTR 2.5/3AN	2.5			
WEI.8731720000	ZTR 2.5/3AN	2.5			
WEI.8731720000	ZTR 2.5/3AN	2.5			
WEI.8731720000	ZTR 2.5/3AN	2.5			
WEI.8731720000	ZTR 2.5/3AN	2.5			
WEI.8731720000	ZTR 2.5/3AN	2.5			
WEI.8731720000	ZTR 2.5/3AN	2.5			
WEI.8731720000	ZTR 2.5/3AN	2.5			
WEI.8731720000	ZTR 2.5/3AN	2.5			
WEI.8731720000	ZTR 2.5/3AN	2.5			
WEI.8731720000	ZTR 2.5/3AN	2.5			
WEI.8731720000	ZTR 2.5/3AN	2.5			
WEI.1608800000	ZAP/TW 3				
WEI.8731720000	ZTR 2.5/3AN	2.5			
WEI.1608800000	ZAP/TW 3				
WEI.8731720000	ZTR 2.5/3AN	2.5			
WEI.1608800000	ZAP/TW 3				
WEI.8731720000	ZTR 2.5/3AN	2.5			
WEI.1608800000	ZAP/TW 3				
WEI.8731720000	ZTR 2.5/3AN	2.5			
WEI.1608800000	ZAP/TW 3				

=V2WC4+V2UC46-XD11

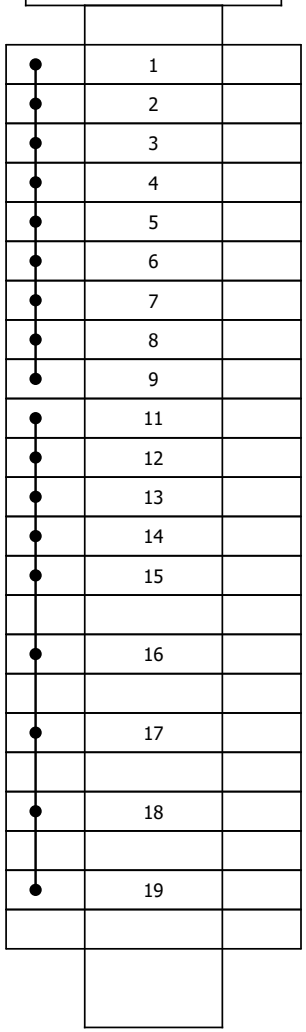

			Date	9/21/2022	Volvo Trucks North America		Valiant TMS	Terminal line-up diagram =V2WC4+V2UC46-XD11	Drawing name: =2V03&EFS-EL	=	
			Ed.	MKLEPADLO						+	
			Appr		P6700 Underbody Floor Skin - Cell 2V03		Scale 1:1		Document type: ETT	Project nr: 22-16151	Page 97
Modification	Date	Name	Original		Replacement of	Replaced by					1721

Terminal line-up diagram

F12_001

Part number					
Mounting rail			Strip label	End angle rear	End plate
Terminal					
Part number	Type number	Cross-section	Terminal label	Jumper	Cover
WEI.1608510000	ZDU 2.5	2.5			
WEI.1608740000	ZAP/TW 1				
WEI.8731720000	ZTR 2.5/3AN	2.5			

=V2WC4+V2UC46-XD14

'	1	
'		
'	11	

97

99

			Date	9/21/2022	Volvo Trucks North America	Valiant TMS	Terminal line-up diagram =V2WC4+V2UC46-XD14	Drawing name: =2V03&EFS-EL	= +
			Ed.	MKLEPADLO	P6700 Underbody Floor Skin - Cell 2V03				
			Appr			Scale 1:1		Document type: ETT	Project nr: 22-16151
Modification	Date	Name	Original		Replacement of / Replaced by				Page 98 / 1721

Terminal line-up diagram

F12_001

Part number					
Mounting rail			Strip label	End angle rear	End plate
Terminal					
Part number	Type number	Cross-section	Terminal label	Jumper	Cover
WEI.8731720000	ZTR 2.5/3AN	2.5			
WEI.8731720000	ZTR 2.5/3AN	2.5			
WEI.8731720000	ZTR 2.5/3AN	2.5			

=V2WC4+V2UC46-XD51.1

'	1	
'	2	
'	11	

			Date	9/21/2022	Volvo Trucks North America		Valiant TMS	Terminal line-up diagram =V2WC4+V2UC46-XD51.1	Drawing name: =2V03&EFS-EL	=	
			Ed.	MKLEPADLO						+	
			Appr		P6700 Underbody Floor Skin - Cell 2V03				Document type: ETT	Project nr: 22-16151	Page 99
Modification	Date	Name	Original		Replacement of	Replaced by	Scale 1:1				1721

Terminal line-up diagram

F12_001

Part number					
Mounting rail			Strip label	End angle rear	End plate
Terminal					
Part number	Type number	Cross-section	Terminal label	Jumper	Cover
WEI.8731720000	ZTR 2.5/3AN	2.5			
WEI.8731720000	ZTR 2.5/3AN	2.5			
WEI.8731720000	ZTR 2.5/3AN	2.5			

=V2WC4+V2UC46-XD52.1

'	1	
'	2	
'	11	

			Date	9/21/2022	Volvo Trucks North America		Valiant TMS	Terminal line-up diagram =V2WC4+V2UC46-XD52.1	Drawing name: =2V03&EFS-EL	=	
			Ed.	MKLEPADLO						+	
			Appr		P6700 Underbody Floor Skin - Cell 2V03				Document type: ETT	Project nr: 22-16151	Page 100
Modification	Date	Name	Original		Replacement of	Replaced by	Scale 1:1				1721

Terminal line-up diagram

F12_001

Part number					
Mounting rail			Strip label	End angle rear	End plate
Terminal					
Part number	Type number	Cross-section	Terminal label	Jumper	Cover
WEI.8731720000	ZTR 2.5/3AN	2.5			
WEI.8731720000	ZTR 2.5/3AN	2.5			
WEI.8731720000	ZTR 2.5/3AN	2.5			

=V2WC4+V2UC46-XD53.1

'	1	
'	2	
'	11	

100

102

			Date	9/21/2022	Volvo Trucks North America	Valiant TMS	Terminal line-up diagram =V2WC4+V2UC46-XD53.1	Drawing name: =2V03&EFS-EL	=	
			Ed.	MKLEPADLO					+	
			Appr		P6700 Underbody Floor Skin - Cell 2V03			Document type: ETT	Project nr: 22-16151	Page 101
Modification	Date	Name	Original		Replacement of	Replaced by	Scale 1:1			1721

Terminal line-up diagram

F12_001

Part number					
Mounting rail			Strip label	End angle rear	End plate
Terminal					
Part number	Type number	Cross-section	Terminal label	Jumper	Cover
WEI.8731720000	ZTR 2.5/3AN	2.5			
WEI.8731720000	ZTR 2.5/3AN	2.5			
WEI.8731720000	ZTR 2.5/3AN	2.5			

=V2WC4+V2UC46-XD54.1

'	1	
'	2	
'	11	

101

103

			Date	9/21/2022	Volvo Trucks North America	Valiant TMS	Terminal line-up diagram =V2WC4+V2UC46-XD54.1	Drawing name: =2V03&EFS-EL	=	
			Ed.	MKLEPADLO					+	
			Appr		P6700 Underbody Floor Skin - Cell 2V03			Document type: ETT	Project nr: 22-16151	Page 102
Modification	Date	Name	Original		Replacement of / Replaced by	Scale 1:1				1721

Terminal line-up diagram

F12_001

Part number					
Mounting rail			Strip label	End angle rear	End plate
Terminal					
Part number	Type number	Cross-section	Terminal label	Jumper	Cover
WEI.1608520000	ZDU 2.5 BL	2.5 mm²			
WEI.1608740000	ZAP/TW 1				
WEI.9540000000	ZEW 35				
WEI.1608520000	ZDU 2.5 BL	2.5 mm²			
WEI.1608520000	ZDU 2.5 BL	2.5 mm²			
WEI.1608520000	ZDU 2.5 BL	2.5 mm²			
WEI.1608520000	ZDU 2.5 BL	2.5 mm²			
WEI.1608520000	ZDU 2.5 BL	2.5 mm²			
WEI.1608520000	ZDU 2.5 BL	2.5 mm²			
WEI.1608520000	ZDU 2.5 BL	2.5 mm²			
WEI.1608520000	ZDU 2.5 BL	2.5 mm²			
WEI.1608520000	ZDU 2.5 BL	2.5 mm²			

=V2PZ1PF1+V2UC61-XD11

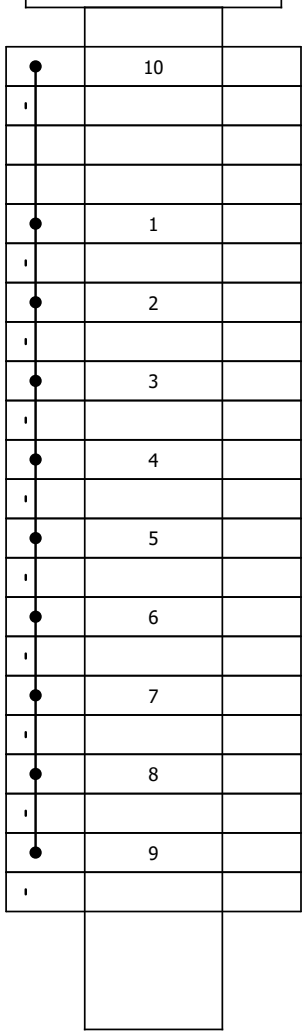

&EXX/1

			Date	12/1/2022	Volvo Trucks North America		Valiant TMS	Terminal line-up diagram =V2PZ1PF1+V2UC61-XD11	Drawing name:	=	
			Ed.	KMAFFRE						+	
			Appr		P6700 Underbody Floor Skin - Cell 2V03				Document type: ETT	Project nr: 22-16151	Page 103
Modification	Date	Name	Original		Replacement of	Replaced by	Scale 1:1				1721

Summarized parts list

F02_001

Order number	Quantity	Description Designation	Type number Part number	Manufacturer Supplier	Unit price	Total price	Pos
	21 Piece	Mounting rail EN 50 022 (35x7,5)	TS 35_7,5 TS 35_7,5		0.00	0.00	
1SFA619550R1051	11 PCE	EMERGENCY STOP CE4T-10R-02	CE4T-10R-02 ABB.1SFA619550R1051	ABB ABB	0.00	0.00	
1SFA616915R1005	12 Piece	LEGEND PLATET KTC15-1005	KTC15-1005 ABB.1SFA616915R1005	ABB	0.00	0.00	
	0					0.00	
ECGB5	5 Piece	Ground bar kit, 5 positions.	ECGB5 US2.ECGB5	SIE SIE	0.00	0.00	
C1.5LG6	5 ft	Wiring Duct Covers, PVC	C1.5LG6 PAN.C1.5LG6	PAN PAN	0.00	0.00	
C1LG6	3 ft	Wiring Duct Covers, PVC	C1LG6 PAN.C1LG6	PAN PAN	0.00	0.00	
G1.5X4LG6	5 ft	Wide Slotted Wiring Duct, PVC	G1.5X4LG6 PAN.G1.5X4LG6	PAN PAN	0.00	0.00	
G1X4LG6	3 ft	Wide Slotted Wiring Duct, PVC	G1X4LG6 PAN.G1X4LG6	PAN PAN	0.00	0.00	
6ES5710-8MA11	3	STAND.SECTIONAL RAIL 35MM, LENGTH 483MM	6ES5710-8MA11 SIE.6ES5710-8MA11	SIE Siemens AG	0.00	0.00	
5386050	1 pc(s).	PC PC enclosure system, WHD: 800x1600x600 mm, Sheet steel	PC.5386050 RIT.5386050	RIT RIT	0.00	0.00	
8617580	1 pc(s).	VX Partial mounting plate, for VX: 700x700 mm	VX.8617580 RIT.8617580	RIT RIT	0.00	0.00	
E4PBG	10 piece	Pushbutton Enclosure, Type 12, 4PB, 22.5mm holes, 10.00Hx3.25Wx2.75D, Gray, Steel	E4PBG HOFFMAN.E4PBG	HOFFMAN HOFFMAN	0.00	0.00	
ASPBG	9 piece	Hol-Sealers Hole Seal, 1.22" diameter, Gray, Steel	ASPBG ASPBG	HOFFMAN HOFFMAN	0.00	0.00	
6ES7515-2FM02-0AB0	1	CPU 1515F-2 PN, 750KB Prog.,3MB Data	6ES7515-2FM02-0AB0 SIE.6ES7515-2FM02-0AB0	SIE SIE	0.00	0.00	
6ES7590-1AB60-0AA0	1	MOUNTING RAIL 160MM (6.3")	6ES7590-1AB60-0AA0 SIE.6ES7590-1AB60-0AA0	SIE SIE	0.00	0.00	
6ES7155-6AA01-0BN0	9	ET 200SP, IM155-6PN ST INCL. BA 2XRJ45	6ES7155-6AA01-0BN0 SIE.6ES7155-6AA01-0BN0	SIE SIE	0.00	0.00	
6ES7131-6BH01-0BA0	15	ET 200SP, DI 16x 24V DC ST, PU 1	6ES7131-6BH01-0BA0 SIE.6ES7131-6BH01-0BA0	SIE SIE	0.00	0.00	
6ES7132-6BH01-0BA0	8	ET 200SP, DQ 16x 24V DC/0,5A ST, PU 1	6ES7132-6BH01-0BA0 SIE.6ES7132-6BH01-0BA0	SIE SIE	0.00	0.00	

			Date	12/1/2022	Volvo Trucks North America	Valiant TMS	Summarized parts list : TS 35_7,5 - SIE.6ES7132-6BH01-0BA0	Drawing name: =2V03&EFS-EL	=	
			Ed.	KMAFFRE					+	
			Appr		P6700 Underbody Floor Skin - Cell 2V03	Scale 1:1		Document type: EXX	Project nr: 22-16151	Page 1
Modification	Date	Name	Original		Replacement of / Replaced by					1721

Summarized parts list

F02_001

Order number	Quantity	Description Designation	Type number Part number	Manufacturer Supplier	Unit price	Total price	Pos
6ES7136-6BA01-0CA0	3	ET 200SP, El-Mod., F-DI 8x24VDC HF	6ES7136-6BA01-0CA0 SIE.6ES7136-6BA01-0CA0	SIE SIE	0.00	0.00	
6GK5615-0AA00-2AA2	1	SCALANCE S615	6GK5615-0AA00-2AA2 SIE.6GK5615-0AA00-2AA2	SIE SIE	0.00	0.00	
6GK1900-0AB10	5	C-PLUG	6GK1900-0AB10 SIE.6GK1900-0AB10	SIE SIE	0.00	0.00	
6GK5216-0BA00-2AC2	5	SCALANCE XC216	6GK5216-0BA00-2AC2 SIE.6GK5216-0BA00-2AC2	SIE SIE	0.00	0.00	
RJ45S FKSDED 423-1M	98	Profinet cable - RJ45 plug to M12 Female receptacle; 1m long	RJ45S FKSDED 423-1M TUR.RJ45S FKSDED 423-1M	TURCK TURCK	0.00	0.00	
	2		4000-73000-0180000		0.00	0.00	
8WD4408-0AA	11 piece	Signaling column connection element for pipe mounting incl. end cover and seal	8WD4408-0AA SIE.8WD4408-0AA	SIE SIE	0.00	0.00	
8WD4420-0EA2	11 piece	Signaling column multifunctional siren element different sounds can be set 24V	8WD4420-0EA2 SIE.8WD4420-0EA2	SIE	0.00	0.00	
8WD4420-5AB	11 piece	Signaling column continuous light element LED red, 24 V AC/DC	8WD4420-5AB SIE.8WD4420-5AB	SIE SIE	0.00	0.00	
8WD4420-5AC	11 piece	Signaling column continuous light element LED green, 24 V AC/DC	8WD4420-5AC SIE.8WD4420-5AC	SIE SIE	0.00	0.00	
1SFA619100R1022	3 PCE	PUSHBUTTON CP1-10G-20	CP1-10G-20 ABB.1SFA619100R1022	ABB ABB	0.00	0.00	
1SFA619100R1023	3 PCE	PUSHBUTTON CP1-10Y-20	CP1-10Y-20 ABB.1SFA619100R1023	ABB ABB	0.00	0.00	
1SFA619100R1111	1 PCE	PUSHBUTTON CP1-11R-10 24V AC/DC	CP1-11R-10 ABB.1SFA619100R1111	ABB ABB	0.00	0.00	
1SFA619100R1026	1 PCE	PUSHBUTTON CP1-10B-20	CP1-10B-20 ABB.1SFA619100R1026	ABB ABB	0.00	0.00	
1SFA619100R1118	3 PCE	PUSHBUTTON CP1-11C-10	CP1-11C-10 ABB.1SFA619100R1118	ABB ABB	0.00	0.00	
1SFA619200R1016	1 PCE	SELECTOR SWITCH C2SS1-10B-10	C2SS1-10B-10 ABB.1SFA619200R1016	ABB ABB	0.00	0.00	
2CDS271337R0104	4 PCE	Miniature Circuit Breaker MCBs - SU201M - Number of Poles 1 - Tripping characteristic	SU201M-C10 ABB.2CDS271337R0104	ABB ABB	0.00	0.00	
6EP19612BA41	3	4x3-10A	6EP1961-2BA41 SIE.6EP1961-2BA41	SIE SIE	0.00	0.00	
6EP4134-3AB00-2AY0	1	SITOP UPS1600	6EP4134-3AB00-2AY0 SIE.6EP4134-3AB00-2AY0	SIE	0.00	0.00	

Summarized parts list

F02_001

Order number	Quantity	Description Designation	Type number Part number	Manufacturer Supplier	Unit price	Total price	Pos
6EP4134-0GB00-0AY0	1	SITOP UPS1100	6EP4134-0GB00-0AY0 SIE.6EP4134-0GB00-0AY0	SIE SIE	0.00	0.00	
6EP3336-7SB00-3AX0	8	SITOP PSU6200 1ph 24 V/20 A	6EP3336-7SB00-3AX0 SIE.6EP3336-7SB00-3AX0	SIE	0.00	0.00	
	1		TUR.BS 8251-0/PG9			0.00	
EMPD3FBCB-025A-M	11		EMPD3FBCB-025A-M EMPD3FBCB-025A-M	Electro-Matic Electro-Matic	0.00	0.00	
1625891	10 piece	Inductive sensor With WeldGuard™ coating	NI50U-CK40-AP6X2-H1141/S1590 W/BS4 TUR.NI50U-CK40-AP6X2-H1141/S1590 W/BS4	TURCK TURCK	0.00	0.00	
94118	8 piece	Discrete Q4X: Proximity Mode	Q4XTBLAF300-Q8 BAN.94118	BANNER BANNER	0.00	0.00	
72294	2 piece	Discrete Q60: Proximity Mode	Q60BB6LAF1400QPMA BAN.72294	BANNER BANNER	0.00	0.00	
VB2-FSM 4.4/2FKM 4/S3450	50	Y splitter	U2-30676 TUR.VB2-FSM 4.4/2FKM 4/S3450	TURCK TURCK	0.00	0.00	
548755	0	Bus node	CPX-FB33 FES.548755	FES FES	0.00	0.00	
550208	0	Interlinking block	CPX-M-GE-EV-S-7/8-5POL FES.550208	FES FES	0.00	0.00	
549335	0	Manifold block	CPX-M-AB-8-M12X2-5POL FES.549335	FES FES	0.00	0.00	
WWS001A	32 piece	Inductive sensor Monitoring Kit for Power Clamps	WWS001A WELKER.WWS001A	WELKER WELKER	0.00	0.00	
PN7094	18 Piece	Pressure sensor with display	PN-010-RER14-QFRKG/US/ /V IFM.PN7094	IFM IFM	0.00	0.00	
1324638	110 piece	Inductive sensor Monitoring Kit for Power Clamps	1324638 TUN.1324638	TUNKERS TUNKERS	0.00	0.00	
RSM-2RKM 50	7 piece	TEE, 5-PIN MINI, STANDARD KEYWAY	U2109-9 TUR.RSM-2RKM 50	TURCK TURCK	0.00	0.00	
1644796	4 piece	Inductive sensor	BI4U-MT12E-AP6X2-H1141/S1610 TUR.BI4U-MT12E-AP6X2-H1141/S1610	TURCK TURCK	0.00	0.00	
2CMA193115R1000	9	Surface socket-outlet	ABB.2CMA193115R1000	ABB ABB	0.00	0.00	
1627297	35 piece	Inductive sensor With WeldGuard™ coating	BI20U-CA40-AP6X2-H1141/S1590W/BS2.0 TUR.BI20U-CA40-AP6X2-H1141/S1590W/BS2.0	TURCK TURCK	0.00	0.00	
73085	12 piece	QS30 Series Fixed-Field Sensor	QS30LPQPMA BAN.73085	BANNER BANNER	0.00	0.00	

Summarized parts list

F02_001

Order number	Quantity	Description Designation	Type number Part number	Manufacturer Supplier	Unit price	Total price	Pos
73093	8 piece	QS30 Series Fixed-Field Sensor	QS30FF600QPMA16 BAN.73093	BANNER BANNER	0.00	0.00	
55530	6 Piece	MVK-MPNIO DIO16 IRT 7/8" 5pin	MVK-MPNIO DI16 MURR.55530	MURR MURR	0.00	0.00	
SLSCP30-1200P44NT	15	EZ-Screen System	SLSCP30-1200P44NT BAN.SLSCP30-1200P44NT	BANNER BANNER	0.00	0.00	
VC03031	3	Mounting kit	VC03031 VAL.VC03031	VALIANT VALIANT	0.00	0.00	
SLSCP30-1200P88	1	EZ-Screen System	SLSCP30-1200P88 BAN.SLSCP30-1200P88	BANNER BANNER	0.00	0.00	
SLSCP30-1800P44NT	4	EZ-Screen System	SLSCP30-1800P44NT BAN.SLSCP30-1800P44NT	BANNER BANNER	0.00	0.00	
MGB-L2B-PNA-R-121859	4 Piece	SWITCH	MGB-L2B-PNA-R-121859 EUC.MGB-L2B-PNA-R-121859	EUCHNER EUCHNER	0.00	0.00	
MGB-H-AA1A2-R-106049	4 Piece	HANDLE	MGB-H-AA1A2-R-106049 EUC.MGB-H-AA1A2-R-106049	EUCHNER EUCHNER	0.00	0.00	
MGB-A-MOUNTINGPLATE-H-109491	4 Piece	MOUNTING PLATE	MGB-A-MOUNTINGPLATE-H-109491 EUC.MGB-A-MOUNTINGPLATE-H-109491	EUCHNER EUCHNER	0.00	0.00	
MGB-E-A2-106051	4 Piece	ESCAPE RELEASE	MGB-E-A2-106051 EUC.MGB-E-A2-106051	EUCHNER EUCHNER	0.00	0.00	
	12		TUR.16447411			0.00	
6ES7193-6BP00-0DA0	10	BASEUNIT TYPE A0, BU15-P16+A0+2D	6ES7193-6BP00-0DA0 SIE.6ES7193-6BP00-0DA0	SIE SIE	0.00	0.00	
6ES7136-6BA00-0CA0	9	ET 200SP, El-Mod., F-DI 8x24VDC HF	6ES7136-6BA00-0CA0 SIE.6ES7136-6BA00-0CA0	SIE	0.00	0.00	
6ES7136-6DB00-0CA0	10	ET 200SP, El-Mod., F-DQ 4xDC 24V/2A	6ES7136-6DB00-0CA0 SIE.6ES7136-6DB00-0CA0	SIE	0.00	0.00	
6ES7136-6RA00-0BF0	24	ET 200SP, F-RQ 1x24VDC/24..230VAC/5A ST	6ES7136-6RA00-0BF0 SIE.6ES7136-6RA00-0BF0	SIE	0.00	0.00	
6ES7193-6BP20-0BF0	16	BASEUNIT TYPE F0, BU20-P8+A4+0B	6ES7193-6BP20-0BF0 SIE.6ES7193-6BP20-0BF0	SIE SIE	0.00	0.00	
6GK5208-0BA00-2AC2	2	SCALANCE XC208	6GK5208-0BA00-2AC2 SIE.6GK5208-0BA00-2AC2	SIE SIE	0.00	0.00	
1050000	2 piece	Compact enclosure AX	AX.1050000 RIT.1050000	RIT	0.00	0.00	
8WD4420-5AD	9 piece	Signaling column continuous light element LED yellow, 24 V AC/DC	8WD4420-5AD SIE.8WD4420-5AD	SIE SIE	0.00	0.00	

Summarized parts list

F02_001

Order number	Quantity	Description Designation	Type number Part number	Manufacturer Supplier	Unit price	Total price	Pos
8WD4420-5AF	9 piece	Signaling column continuous light element LED blue, 24 V AC/DC	8WD4420-5AF SIE.8WD4420-5AF	SIE SIE	0.00	0.00	
1574000	10 piece	Small enclosures KX	KX.1574000 RIT.1574000	RIT	0.00	0.00	
UX11073	10	RECEPTACLE 1-1/8" MINIFAST 10P MALE 2M	RSF 106-2M/14.5/NPT/CS16486 TUR.RSF 106-2M/14.5/NPT/CS16486	TURCK TURCK	0.00	0.00	
6AV2124-0QC02-0AX1	4	SIMATIC HMI TP1500 COMFORT	6AV2124-0QC02-0AX1 SIE.6AV2124-0QC02-0AX1	SIE SIE	0.00	0.00	
6315450	2 piece	Compact enclosure AX	AX.6315450 RIT.6315450	RIT RIT	0.00	0.00	
6106500	2 piece	Pedestal, open	CP.6106500 RIT.6106500	RIT RIT	0.00	0.00	
6206300	2 piece	Coupling CP 60	CP.6206300 RIT.6206300	RIT RIT	0.00	0.00	
5051300	3 pc(s).	Accessory bag, for AX	AX.5051300 RIT.5051300	RIT RIT	0.00	0.00	
5051375	2 pc(s).	Mounting plate, for AX	AX.5051375 RIT.5051375	RIT RIT	0.00	0.00	
RSF 50-1M/NPT	4	RECEPTACLE MINI 5P MALE 1M	RSF 50-1M/NPT TUR.RSF 50-1M/NPT	TURCK TURCK	0.00	0.00	
6AV2124-0GC01-0AX0	1	SIMATIC HMI TP700 COMFORT	6AV2124-0GC01-0AX0 SIE.6AV2124-0GC01-0AX0	SIE SIE	0.00	0.00	
RJ45S FKSDED 423-0.5M	2	Profinet cable - RJ45 plug to M12 Female receptacle; 0.5m long	RJ45S FKSDED 423-0.5M TUR.RJ45S FKSDED 423-0.5M	TURCK TURCK	0.00	0.00	
6315150	1 piece	Compact enclosure AX	AX.6315150 RIT.6315150	RIT RIT	0.00	0.00	
5051368	1 pc(s).	Mounting plate, for AX	AX.5051368 RIT.5051368	RIT RIT	0.00	0.00	
SSA-EBM-12EB1Q8OTBB	1 piece	Push-to-Stop, Twist-to-Release Electro-Mechanical Push Buttons	SSA-EBM Series BAN.SSA-EBM-12EB1Q8OTBB	BANNER BANNER	0.00	0.00	
1SFA619126R1073	8 PCE	CPM3-10Y-11 Mushroom Pushbutton	CPM3-10Y-11 ABB.1SFA619126R1073	ABB ABB	0.00	0.00	
1SFA619126R1076	8 PCE	MUSHROOM PUSHB CPM3-10B-11	CPM3-10B-11 ABB.1SFA619126R1076	ABB ABB	0.00	0.00	
UX11086	8	RECEPTACLE 1-1/8" MINIFAST 10P MALE 2M	RSF 126-2M/14.5/NPT/CS16488 TUR.RSF 126-2M/14.5/NPT/CS16488	TURCK TURCK	0.00	0.00	
55339	3 Piece	MVK-MPNIO DI8 DO8 FSU	MVK-MPNIO DI8 DO8 FSU MURR.55339	MURR MURR	0.00	0.00	

Summarized parts list

F02_001

Order number	Quantity	Description Designation	Type number Part number	Manufacturer Supplier	Unit price	Total price	Pos
805371	3 piece	K50L Series Daylight Visible Indicators	K50L2RGB7QP BAN.805371	BANNER BANNER	0.00	0.00	
SMB30A	3	Mounting kit	SMB30A BAN.32723	BANNER BANNER	0.00	0.00	
C2LG6	2 ft	Wiring Duct Covers, PVC	C2LG6 PAN.C2LG6	PAN PAN	0.00	0.00	
G2X4LG6	2 ft	Wide Slotted Wiring Duct, PVC	G2X4LG6 PAN.G2X4LG6	PAN PAN	0.00	0.00	
801918	2 piece	Discrete Q4X: Proximity Mode	Q4XTKLAF600-Q8 BAN.801918	BANNER BANNER	0.00	0.00	
3VA5195-6ED31-0AA0	1	MCCB_UL_FS125_15A_3P_65KA_TM_ FTFM	3VA5195-6ED31-0AA0 SIE.3VA5195-6ED31-0AA0	SIE SIE	0.00	0.00	
3VA9977-0TA20	1	BREAKER DATA SERVER, COM100	3VA9977-0TA20 SIE.3VA9977-0TA20	SIE SIE	0.00	0.00	
7KM9300-0AE02-0AA0	1 Piece	Switched Ethernet PROFINET Module V3	7KM9300-0AE02-0AA0 SIE.7KM9300-0AE02-0AA0	SIE	0.00	0.00	
3VA6340-6KP31-0AA0	1	MCCB_UL_FS400_400A_3P_65KA_ETU8_LSI	3VA6340-6KP31-0AA0 SIE.3VA6340-6KP31-0AA0	SIE SIE	0.00	0.00	
3VA9177-0TB10	1	COMMUNICATION MODULE COM060	3VA9177-0TB10 SIE.3VA9177-0TB10	SIE SIE	0.00	0.00	
PTN102-3K	1 Piece	Transformer	PTN102-3K PTN102-3K	POWERTRAN POWERTRAN	0.00	0.00	
R-3W2MT-LMF	1 piece	Multi-Environment Voltage Indicator and Safe-Test Point Combination R-3W2MT-LMF Vertical/Flange Warning Label	R-3W2MT-LMF GT.R-3W2MT-LMF	GT	0.00	0.00	
3VA5120-6ED31-0AA0	1	MCCB_UL_FS125_20A_3P_65KA_TM_ FTFM	3VA5120-6ED31-0AA0 SIE.3VA5120-6ED31-0AA0	SIE SIE	0.00	0.00	
5SJ4303-7HG42	1	CIRCUIT BREAKER 10KA, 3POLE, C, 3A	5SJ4303-7HG42 SIE.5SJ4303-7HG42	SIE SIE	0.00	0.00	
PTN102-7.5K	1 Piece	Transformer	PTN102-7.5K PTN102-7.5K	POWERTRAN POWERTRAN	0.00	0.00	
CPB-E2G06-03	2	3P DISTRIBUTION BLOCK 2 LINE / 6 LOAD	CPB-E2G06-03 CPB-E2G06-03	SYNDEVCO SYNDEVCO	0.00	0.00	
HCG-E2G06	2	3P GROUND BLOCK 2 LINE / 6 LOAD	HCG-E2G06 HCG-E2G06	SYNDEVCO SYNDEVCO	0.00	0.00	
MB-231-03	1	3P DISTRIBUTION BLOCK 1 LINE / 4 LOAD	MB-231-03 MB-231-03	SYNDEVCO SYNDEVCO	0.00	0.00	
STGS-3D-3D	1	3P GROUND BLOCK 3 LINE / 3 LOAD	STGS-3D-3D STGS-3D-3D	SYNDEVCO SYNDEVCO	0.00	0.00	

Summarized parts list

F02_001

Order number	Quantity	Description Designation	Type number Part number	Manufacturer Supplier	Unit price	Total price	Pos
5SJ4120-7HG41	1	CIRCUIT BREAKER 240V 14KA, 1-POLE, C, 20A, D=70MM	5SJ4120-7HG41 SIE.5SJ4120-7HG41	SIE SIE	0.00	0.00	
5ST3010-0HG	20	AUXILARY SWITCH 1NO1NC UL489	5ST3010-0HG SIE.5ST3010-0HG	SIE SIE	0.00	0.00	
5SJ4110-7HG41	1	CIRCUIT BREAKER 240V 14KA, 1-POLE, C, 10A, D=70MM	5SJ4110-7HG41 SIE.5SJ4110-7HG41	SIE SIE	0.00	0.00	
5SJ4103-7HG41	4	CIRCUIT BREAKER 240V 14KA, 1-POLE, C, 3A, D=70MM	5SJ4103-7HG41 SIE.5SJ4103-7HG41	SIE SIE	0.00	0.00	
5SJ4116-7HG41	13	CIRCUIT BREAKER 240V 14KA, 1-POLE, C, 16A, D=70MM	5SJ4116-7HG41 SIE.5SJ4116-7HG41	SIE SIE	0.00	0.00	
5SJ4106-7HG41	5	CIRCUIT BREAKER 240V 14KA, 1-POLE, C, 6A, D=70MM	5SJ4106-7HG41 SIE.5SJ4106-7HG41	SIE SIE	0.00	0.00	
1SNL317510R0000	4	DBL175 Series Distribution Block	1SNL317510R0000 1SNL317510R0000	ENTRELEC ENTRELEC	0.00	0.00	
P-P11#2R2-K3RD5	4 piece	Panel Interface Connector with USB Type A/F to USB Type A/M [QTY: 1], Category 3 RD5; Panel Mount Housing; UL Type 4; Duplex Outlet; 5 Amp Circuit Breaker	P-P11#2R2-K3RD5 QTY: 1] P-P11#2R2-K3RD5	GT_N GT_N	0.00	0.00	
RSF 36-1M W/LN	2	RECEPTACLE MINI 3P MALE 1M	RSF 36-1M W/LN TUR.RSF 36-1M W/LN	TURCK TURCK	0.00	0.00	
6EP4438-7FB00-3DX0	8	SITOP SEL1200 8 x 10A	6EP4438-7FB00-3DX0 SIE.6EP4438-7FB00-3DX0	SIE	0.00	0.00	
2CDS271517R0357	4 PCE	Miniature Circuit Breaker MCBs - S200UDC - Number of Poles 1 - Tripping Characteristic K	S201UDC-K5 ABB.2CDS271517R0357	ABB ABB	0.00	0.00	
RKF 50-1M/NPT	8	RECEPTACLE MINI 5P FEMALE 1M	RKF 50-1M/NPT TUR.RKF 50-1M/NPT	TURCK TURCK	0.00	0.00	
EMPD3FBCB-100A-M	2		EMPD3FBCB-100A-M EMPD3FBCB-100A-M	Electro-Matic Electro-Matic	0.00	0.00	
SJ15-E2-V1-Y40122	0 Piece	Inductive slot sensor	SJ15-E2-V1-Y40122 P+F.SJ15-E2-V1-Y40122	P+F P+F	0.00	0.00	
1627295	0 piece	Inductive sensor With WeldGuard™ coating	BI20U-CA40-AP6X2-H1141/S1590W/BS2.1 TUR.BI20U-CA40-AP6X2-H1141/S1590W/BS2.1	TURCK TURCK	0.00	0.00	
55556	2 Piece	Field bus, decentralized peripheral - digital I/O module	MVK-MPNIO F DI16/8 7/8" IRT MURR.55556	MURR	0.00	0.00	
1613001	6 piece	Inductive sensor Monitoring Kit for Power Clamps	BI2-Q5.5-AP6X/S34 TUR.1613001	TURCK TURCK	0.00	0.00	
1644789	4 piece	Inductive sensor With WeldGuard™ coating	BI8U-MT18-AP6X-H1141/S1589 TUR.BI8U-MT18-AP6X-H1141/S1589	TURCK TURCK	0.00	0.00	
1324644	9 piece	Inductive sensor Monitoring Kit for Power Clamps	1324644 TUN.1324644	TUNKERS TUNKERS	0.00	0.00	

Summarized parts list

F02_001

Order number	Quantity	Description Designation	Type number Part number	Manufacturer Supplier	Unit price	Total price	Pos
801918	6 piece	Discrete Q4X: Proximity Mode	Q4XTKLAF600-Q8 BAN.Q4XTKLAF600-Q8	BANNER BANNER	0.00	0.00	
NBB20-L3M-A2-C3-V1	1 Piece	Inductive sensor	NBB20-L3M-A2-C3-V1 P+F.NBB20-L3M-A2-C3-V1	P+F P+F	0.00	0.00	
285425	6 piece	Inductive sensor Monitoring Kit for Vario Power Clamps	285425 TUN.285425	TUNKERS TUNKERS	0.00	0.00	
SWITCH_L3	1 piece	Inductive sensor Monitoring Kit for BP2 Lockout Pin	SWITCH_L3 WELKER.SWITCH_L3	WELKER WELKER	0.00	0.00	
EMPD3FBCB-030A-M	2		EMPD3FBCB-030A-M EMPD3FBCB-030A-M	Electro-Matic Electro-Matic	0.00	0.00	
EMPD3FBCB-005A-M	1		EMPD3FBCB-005A-M EMPD3FBCB-005A-M	Electro-Matic Electro-Matic	0.00	0.00	
6SL3525-0PE21-5AA1	1 ST	SINAMICS G120D POWER MODULE PM250D 1,5KW	6SL3525-0PE21-5AA1 SIE.6SL3525-0PE21-5AA1	SIEMENS SIEMENS	0.00	0.00	
EMPD3FBCB-010A-M	1		EMPD3FBCB-010A-M EMPD3FBCB-010A-M	Electro-Matic Electro-Matic	0.00	0.00	
1627290	5 piece	Inductive sensor	BI20U-CA40-AP6X2-H1141 W/BS2.1 TUR.BI20U-CA40-AP6X2-H1141 W/BS2.1	TURCK TURCK	0.00	0.00	
SETS8205SID5	4	Golvskåp TS 8 sidskåp	TS8 RIT.SETS8205SID5	RIT RIT	0.00	0.00	
807135	2 piece	MAGNETIC SAFETY SWITCH	SI-MAGB3SMQD BAN.807135	BANNER	0.00	0.00	
75028	6 piece	SLM SERIES RUGGED METAL SLOT SENSOR	SLM30B6QPMA BAN.75028	BANNER	0.00	0.00	
6SL3544-0FB21-1FA0	1 ST	SINAMICS G120D CONTROL UNIT CU240D-2 PN-F	6SL3544-0FB21-1FA0 SIE.6SL3544-0FB21-1FA0	SIEMENS SIEMENS	0.00	0.00	
802T-AMP	2	NEMA Limit Switch - NEMA Type 4 & 13 Oiltight Construction	802T-AMP A-B.802T-AMP	A-B A-B	0.00	0.00	

			Date	12/2/2022	Volvo Trucks North America	Valiant TMS	Summarized parts list : BAN.Q4XTKLAF600-Q8 - A-B.802T-AMP	Drawing name:	=
			Ed.	MKLEPADLO					+
			Appr		P6700 Underbody Floor Skin - Cell 2V03			Document type: EXX	Project nr: 22-16151
Modification	Date	Name	Original		Replacement of / Replaced by	Scale 1:1			Page 8 / 1721

Terminal-strip overview

F14_001

Terminal strip	Terminal strip definition text	Terminals					Graphical page of terminal diagrams
		first	last	Total PE	Total N	Total number	
=KF0KF1+UC31-PC1		DVI		0	0	4	
=KF0KF1+UC31-PH1		DVI	DVI	0	0	1	
=KF0WC3+UC31-XD1		L1	PE	0	0	5	
=KF0WC3+UC31-XD2		1L1	PE	0	0	5	
=KF0WC4+UC31-XD11		1	13	0	0	6	
=KF0WC4+UC31-XD12		1	14	0	0	8	
=KF0WC4+UC31-XD13		1	13	0	0	6	
=KF0WC4+UC31-XD14		1	14	0	0	8	

Terminal-strip overview

F14_001

Terminal strip	Terminal strip definition text	Terminals					Graphical page of terminal diagrams
		first	last	Total PE	Total N	Total number	
=V1WC1+V1UC11-PE		PE	PE	0	0	1	
=V1WC2+V1UC11-XD1		1	16	0	0	16	
=V1WC2+V1UC11-XD2		1	8	0	0	8	
=V1WC2+V1UC11-XD3		1	5	0	0	5	
=V1WC3+V1UC11-XD1		1	4	0	0	4	
=V1WC3+V1UC11-XD2		1	20	0	0	20	
=V1WC3+V1UC11-XD3		1	15	0	0	13	
=V1WC4+V1UC11-KF11.14		1	4	0	0	4	
=V1WC4+V1UC11-XD5		1	1	0	0	1	
=V1WC4+V1UC11-XD6		1	1	0	0	1	
=V1WC4+V1UC11-XD10		1	16	0	0	17	
=V1WC4+V1UC11-XD11		1	1	0	0	1	
=V1WC4+V1UC11-XD12		1	2	0	0	2	
=V1WC4+V1UC11-XD13		1	10	0	0	10	
=V1WC4+V1UC11-XD14		1	2	0	0	2	
=V1WC4+V1UC11-XD20		1	8	0	0	8	
=V1WC4+V1UC11-XD51		1	2	0	0	2	
=V1WC4+V1UC11-XD52		1	2	0	0	2	
=V1WC4+V1UC11-XD53		1	2	0	0	2	
=V1WC4+V1UC11-XD54		1	2	0	0	2	

Terminal-strip overview

F14_001

Terminal strip	Terminal strip definition text	Terminals					Graphical page of terminal diagrams
		first	last	Total PE	Total N	Total number	
=V1WC3+V1UC14-XD1		1	3	0	0	5	
=V1WC4+V1UC14-KF14.12		1	4	0	0	4	
=V1WC4+V1UC14-XD5		1	1	0	0	1	
=V1WC4+V1UC14-XD6		1	1	0	0	1	
=V1WC4+V1UC14-XD10		1	17	0	0	17	
=V1WC4+V1UC14-XD11		1	1	0	0	1	
=V1WC4+V1UC14-XD12		1	2	0	0	2	
=V1WC4+V1UC14-XD13		1	2	0	0	2	
=V1WC4+V1UC14-XD14		1	1	0	0	1	
=V1WC4+V1UC14-XD15		1	1	0	0	1	
=V1WC4+V1UC14-XD16		1	1	0	0	1	
=V1WC4+V1UC14-XD17		1	1	0	0	1	
=V1WC4+V1UC14-XD18		1	1	0	0	1	
=V1WC4+V1UC14-XD51		1	2	0	0	2	
=V1WC4+V1UC14-XD52		1	2	0	0	2	
=V1WC4+V1UC14-XD53		1	2	0	0	2	
=V1WC4+V1UC14-XD54		1	2	0	0	2	

Terminal-strip overview

F14_001

Terminal strip	Terminal strip definition text	Terminals					Graphical page of terminal diagrams
		first	last	Total PE	Total N	Total number	
=V1WC3+V1UC15-XD1		1	3	0	0	5	
=V1WC4+V1UC15-KF15.12		1	4	0	0	4	
=V1WC4+V1UC15-XD5		1	1	0	0	1	
=V1WC4+V1UC15-XD6		1	1	0	0	1	
=V1WC4+V1UC15-XD10		1	22	0	0	22	
=V1WC4+V1UC15-XD11		1	1	0	0	1	
=V1WC4+V1UC15-XD12		1	2	0	0	2	
=V1WC4+V1UC15-XD13		1	2	0	0	2	
=V1WC4+V1UC15-XD14		1	1	0	0	1	
=V1WC4+V1UC15-XD15		1	5	0	0	5	
=V1WC4+V1UC15-XD16		1	2	0	0	2	
=V1WC4+V1UC15-XD17		1	1	0	0	1	
=V1WC4+V1UC15-XD18		1	1	0	0	1	
=V1WC4+V1UC15-XD51		1	2	0	0	2	
=V1WC4+V1UC15-XD52		1	2	0	0	2	
=V1WC4+V1UC15-XD53		1	2	0	0	2	
=V1WC4+V1UC15-XD54		1	2	0	0	2	

Terminal-strip overview

F14_001

Terminal strip	Terminal strip definition text	Terminals					Graphical page of terminal diagrams
		first	last	Total PE	Total N	Total number	
=V1WC4+V1UC32-XD11		1	17	0	0	14	

			Date	12/1/2022	Volvo Trucks North America	Valiant TMS	Terminal-strip overview : =V1WC4+V1UC32-XD11 - =V1WC4+V1UC32-XD11
			Ed.	KMAFFRE			
			Appr		P6700 Underbody Floor Skin - Cell 2V03	Scale 1:1	
Modification	Date	Name	Original		Replacement of / Replaced by		

Drawing name:	=		
	+		
Document type: EYY	Project nr: 22-16151	Page	5
			1721

Terminal-strip overview

F14_001

Terminal strip	Terminal strip definition text	Terminals					Graphical page of terminal diagrams
		first	last	Total PE	Total N	Total number	
=V1WC4+V1UC33-XD11		1	17	0	0	14	

			Date	12/1/2022	Volvo Trucks North America	Valiant TMS	Terminal-strip overview : =V1WC4+V1UC33-XD11 - =V1WC4+V1UC33-XD11	Drawing name:	=
			Ed.	KMAFFRE					+
			Appr		P6700 Underbody Floor Skin - Cell 2V03			Document type: EYY	Project nr: 22-16151 / Page 6
Modification	Date	Name	Original		Replacement of / Replaced by	Scale 1:1			1721

Terminal-strip overview

F14_001

Terminal strip	Terminal strip definition text	Terminals					Graphical page of terminal diagrams
		first	last	Total PE	Total N	Total number	
=V1WC4+V1UC46-XD11		1	19	0	0	18	
=V1WC4+V1UC46-XD14		1	11	0	0	3	
=V1WC4+V1UC46-XD51.1		1	11	0	0	3	
=V1WC4+V1UC46-XD52.1		1	11	0	0	3	
=V1WC4+V1UC46-XD53.1		1	11	0	0	3	
=V1WC4+V1UC46-XD54.1		1	11	0	0	3	

			Date	12/1/2022	Volvo Trucks North America	Valiant TMS	Terminal-strip overview : =V1WC4+V1UC46-XD11 - =V1WC4+V1UC46-XD54.1	Drawing name:	= +
			Ed.	KMAFFRE	P6700 Underbody Floor Skin - Cell 2V03			Document type: EYY	Project nr: 22-16151
			Appr			Scale 1:1			Page 7 / 1721
Modification	Date	Name	Original		Replacement of / Replaced by				

Terminal-strip overview

F14_001

Terminal strip	Terminal strip definition text	Terminals					Graphical page of terminal diagrams
		first	last	Total PE	Total N	Total number	
=V1PZ1PF1+V1UC61-XD11		10	9	0	0	20	

			Date	12/1/2022	Volvo Trucks North America	Valiant TMS	Terminal-strip overview : =V1PZ1PF1+V1UC61-XD11 - =V1PZ1PF1+V1UC61-XD11	Drawing name: = +
			Ed.	KMAFFRE	P6700 Underbody Floor Skin - Cell 2V03	Scale 1:1		Document type: EYY / Project nr: 22-16151 / Page 8 / 1721
			Appr					
Modification	Date	Name	Original		Replacement of / Replaced by			

Terminal-strip overview

F14_001

Terminal strip	Terminal strip definition text	Terminals					Graphical page of terminal diagrams
		first	last	Total PE	Total N	Total number	
=V1PZ1PF2+V1UC62-XD11		10	9	0	0	20	

			Date	12/1/2022	Volvo Trucks North America	Valiant TMS	Terminal-strip overview : =V1PZ1PF2+V1UC62-XD11 - =V1PZ1PF2+V1UC62-XD11	Drawing name: = +
			Ed.	KMAFFRE	P6700 Underbody Floor Skin - Cell 2V03	Scale 1:1		Document type: EYY / Project nr: 22-16151 / Page 9 / 1721
			Appr					
Modification	Date	Name	Original		Replacement of / Replaced by			

Terminal-strip overview

F14_001

Terminal strip	Terminal strip definition text	Terminals					Graphical page of terminal diagrams
		first	last	Total PE	Total N	Total number	
=V1PZ1PF3+V1UC63-XD11		10	9	0	0	20	

			Date	12/1/2022	Volvo Trucks North America	Valiant TMS	Terminal-strip overview : =V1PZ1PF3+V1UC63-XD11 - =V1PZ1PF3+V1UC63-XD11	Drawing name: = +
			Ed.	KMAFFRE				
			Appr		P6700 Underbody Floor Skin - Cell 2V03	Scale 1:1		Document type: EYY / Project nr: 22-16151 / Page 10 / 1721
Modification	Date	Name	Original		Replacement of / Replaced by			

Terminal-strip overview

F14_001

Terminal strip	Terminal strip definition text	Terminals					Graphical page of terminal diagrams
		first	last	Total PE	Total N	Total number	
=V1PZ1PF4+V1UC64-XD11		10	9	0	0	20	

			Date	12/1/2022	Volvo Trucks North America	Valiant TMS	Terminal-strip overview : =V1PZ1PF4+V1UC64-XD11 - =V1PZ1PF4+V1UC64-XD11	Drawing name: = +
			Ed.	KMAFFRE	P6700 Underbody Floor Skin - Cell 2V03	Scale 1:1		Document type: EYY / Project nr: 22-16151 / Page 11 / 1721
			Appr					
Modification	Date	Name	Original		Replacement of / Replaced by			

Terminal-strip overview

F14_001

Terminal strip	Terminal strip definition text	Terminals					Graphical page of terminal diagrams
		first	last	Total PE	Total N	Total number	
=V1PZ1PF5+V1UC65-XD11		10	9	0	0	20	

			Date	12/1/2022	Volvo Trucks North America	Valiant TMS	Terminal-strip overview : =V1PZ1PF5+V1UC65-XD11 - =V1PZ1PF5+V1UC65-XD11
			Ed.	KMAFFRE			
			Appr		P6700 Underbody Floor Skin - Cell 2V03	Scale 1:1	
Modification	Date	Name	Original		Replacement of / Replaced by		

Drawing name:	= +		
Document type: EYY	Project nr: 22-16151	Page	12 / 1721

Terminal-strip overview

F14_001

Terminal strip	Terminal strip definition text	Terminals					Graphical page of terminal diagrams
		first	last	Total PE	Total N	Total number	
=V1PZ1PF6+V1UC66-XD11		10	9	0	0	20	

			Date	12/1/2022	Volvo Trucks North America	Valiant TMS	Terminal-strip overview : =V1PZ1PF6+V1UC66-XD11 - =V1PZ1PF6+V1UC66-XD11	Drawing name: = +
			Ed.	KMAFFRE	P6700 Underbody Floor Skin - Cell 2V03	Scale 1:1		Document type: EYY / Project nr: 22-16151 / Page 13 / 1721
			Appr					
Modification	Date	Name	Original		Replacement of / Replaced by			

Terminal-strip overview

F14_001

Terminal strip	Terminal strip definition text	Terminals					Graphical page of terminal diagrams
		first	last	Total PE	Total N	Total number	
=V1PZ1PF7+V1UC67-XD11		10	9	0	0	20	

			Date	12/1/2022	Volvo Trucks North America	Valiant TMS	Terminal-strip overview : =V1PZ1PF7+V1UC67-XD11 - =V1PZ1PF7+V1UC67-XD11	Drawing name: = +
			Ed.	KMAFFRE	P6700 Underbody Floor Skin - Cell 2V03	Scale 1:1		Document type: EYY / Project nr: 22-16151 / Page 14 / 1721
			Appr					
Modification	Date	Name	Original		Replacement of / Replaced by			

Terminal-strip overview

F14_001

Terminal strip	Terminal strip definition text	Terminals					Graphical page of terminal diagrams
		first	last	Total PE	Total N	Total number	
=V1PZ1PF8+V1UC68-XD11		10	9	0	0	20	

			Date	12/1/2022	Volvo Trucks North America	Valiant TMS	Terminal-strip overview : =V1PZ1PF8+V1UC68-XD11 - =V1PZ1PF8+V1UC68-XD11
			Ed.	KMAFFRE	P6700 Underbody Floor Skin - Cell 2V03	Scale 1:1	
			Appr				
Modification	Date	Name	Original		Replacement of / Replaced by		

Drawing name:	=	
	+	
Document type: EYY	Project nr: 22-16151	Page 15 / 1721

Terminal-strip overview

F14_001

Terminal strip	Terminal strip definition text	Terminals					Graphical page of terminal diagrams
		first	last	Total PE	Total N	Total number	
=V1PZ1PF9+V1UC69-XD11		10	9	0	0	20	

			Date	12/1/2022	Volvo Trucks North America	Valiant TMS	Terminal-strip overview : =V1PZ1PF9+V1UC69-XD11 - =V1PZ1PF9+V1UC69-XD11	Drawing name:	=
			Ed.	KMAFFRE					+
			Appr		P6700 Underbody Floor Skin - Cell 2V03			Document type: EYY	Project nr: 22-16151 Page 16
Modification	Date	Name	Original		Replacement of / Replaced by	Scale 1:1			1721

Terminal-strip overview

F14_001

Terminal strip	Terminal strip definition text	Terminals					Graphical page of terminal diagrams
		first	last	Total PE	Total N	Total number	
=V2WC3+V2UC14-XD1		L1	PE	0	0	5	
=V2WC4+V2UC14-KF14.12		1	4	0	0	4	
=V2WC4+V2UC14-XD5		1	1	0	0	1	
=V2WC4+V2UC14-XD6		1	1	0	0	1	
=V2WC4+V2UC14-XD10		1	20	0	0	20	
=V2WC4+V2UC14-XD11		1	1	0	0	1	
=V2WC4+V2UC14-XD12		1	2	0	0	2	
=V2WC4+V2UC14-XD13		1	2	0	0	2	
=V2WC4+V2UC14-XD14		1	1	0	0	1	
=V2WC4+V2UC14-XD15		1	3	0	0	3	
=V2WC4+V2UC14-XD16		1	2	0	0	2	
=V2WC4+V2UC14-XD17		1	1	0	0	1	
=V2WC4+V2UC14-XD18		1	1	0	0	1	
=V2WC4+V2UC14-XD51		1	2	0	0	2	
=V2WC4+V2UC14-XD52		1	2	0	0	2	
=V2WC4+V2UC14-XD53		1	2	0	0	2	
=V2WC4+V2UC14-XD54		1	2	0	0	2	

			Date	12/1/2022	Volvo Trucks North America	Valiant TMS	Terminal-strip overview : =V2WC3+V2UC14-XD1 - =V2WC4+V2UC14-XD54	Drawing name:	=
			Ed.	KMAFFRE	P6700 Underbody Floor Skin - Cell 2V03				+
			Appr					Document type: EYY	Project nr: 22-16151
Modification	Date	Name	Original		Replacement of / Replaced by	Scale 1:1			Page 17 / 1721

Terminal-strip overview

F14_001

Terminal strip	Terminal strip definition text	Terminals					Graphical page of terminal diagrams
		first	last	Total PE	Total N	Total number	
=V2WC4+V2UC46-XD11		1	19	0	0	18	
=V2WC4+V2UC46-XD14		1	11	0	0	3	
=V2WC4+V2UC46-XD51.1		1	11	0	0	3	
=V2WC4+V2UC46-XD52.1		1	11	0	0	3	
=V2WC4+V2UC46-XD53.1		1	11	0	0	3	
=V2WC4+V2UC46-XD54.1		1	11	0	0	3	

			Date	12/1/2022	Volvo Trucks North America	Valiant TMS	Terminal-strip overview : =V2WC4+V2UC46-XD11 - =V2WC4+V2UC46-XD54.1	Drawing name:	=
			Ed.	KMAFFRE					+
			Appr		P6700 Underbody Floor Skin - Cell 2V03			Document type: EYY	Project nr: 22-16151 Page 18
Modification	Date	Name	Original		Replacement of / Replaced by	Scale 1:1			1721

Terminal-strip overview

F14_001

Terminal strip	Terminal strip definition text	Terminals					Graphical page of terminal diagrams
		first	last	Total PE	Total N	Total number	
=V2PZ1PF1+V2UC61-XD11		10	9	0	0	20	

			Date	12/1/2022	Volvo Trucks North America	Valiant TMS	Terminal-strip overview : =V2PZ1PF1+V2UC61-XD11 - =V2PZ1PF1+V2UC61-XD11	Drawing name: = +
			Ed.	KMAFFRE	P6700 Underbody Floor Skin - Cell 2V03			
			Appr			Scale 1:1		Document type: EYY / Project nr: 22-16151 / Page 19 / 1721
Modification	Date	Name	Original		Replacement of / Replaced by			