Valiant TMS

Company / customer	Volvo Trucks NA
Project description	P6700 Firewall - Cell 2V05
drawing number	22-16143
Commission	Volvo Trucks North America

Manufacturer (company)	Valiant TMS
Project name	=2V05&EFS_EL
Type	P6700 Firewall - Cell 2V05

Created on 3/7/2022
Edit date 12/16/2022 by (short name) KMAFFRE
Number of pages 1019

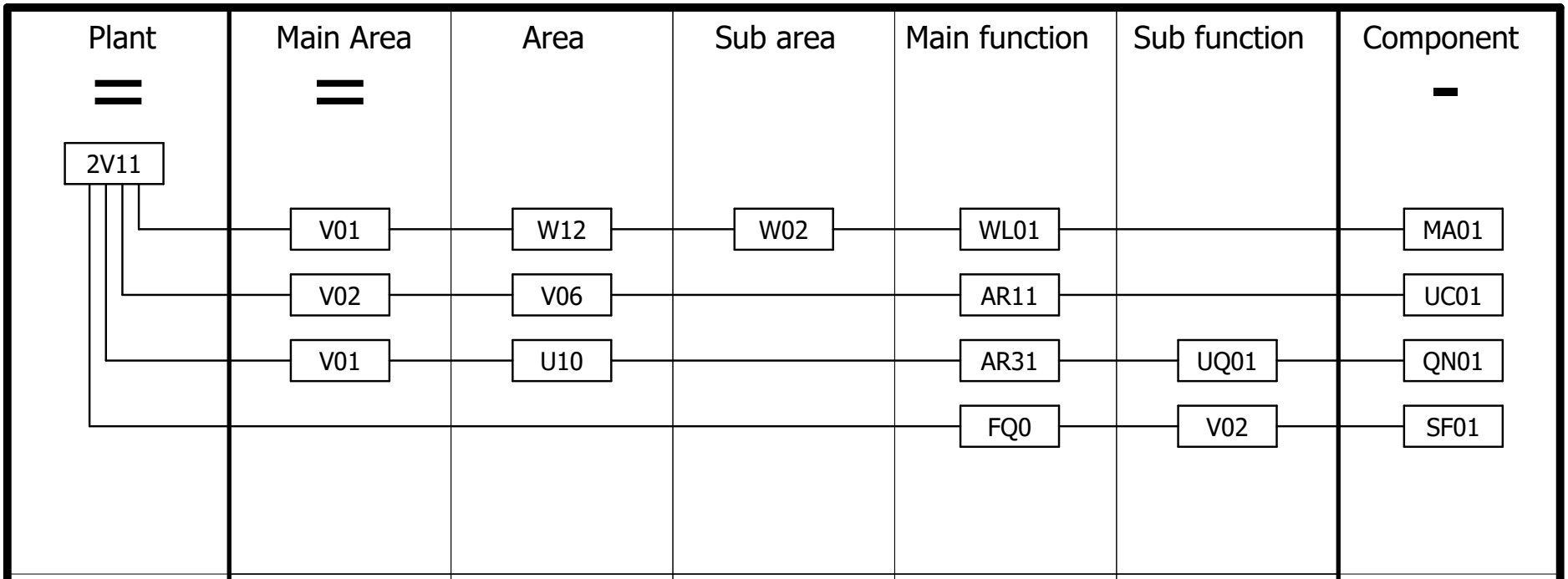

Plant	Main Area	Area	Sub area	Main function	Sub function	Component
This is the base of the structure. However only presented on the main cabinet and the label of the project files.	The plant is devided into main areas.	The plant is structured into areas. The areas are developed by the flow and process stages of the plant.	In an area you can have several positions. Let say you have an input area. In that area you have 5 transport conveyors. They would be labeled. W02, W04, W06, W08 and W10. Areas always only have one letter in the name.	Here you explain what type of function happening in the area. In some rare cases you skip the area before the function this is when the function is of greater importence then the area. Like emergency stop, (FQ0). Functions always have two letters in the name.	Sometimes is just one level of function not enough. You might need to add an under function or in somecases like above an area to a function.	Once you have the full function structure you finally need to define what type of component it is. A component always start with an minus followed with two letters.

1. VLU letter codes.

- Our interpretation of IEC 81346-2 is presented in the Excel document: "VLU 81346-2 (interpretation)"

2. Colour coding

Description	**Colour**	**IEC 60204**	**Minimum area**
Power circuits 400/230 VAC	Black	bk	1,5mm²
Control circuit 230 VAC	Red	rd	1,0mm²
Control circuit 24 VAC	Red	rd	1,0mm²
Control circuit 24 VDC	Dark blue	bu	1,0mm²
Control circuit before main switch or external control signals	Orange	og	1,5mm²
Protective conductor PE (Earth)	Green/yellow	gnye	1,5mm²
Neutral	Light blue	bu	1,5mm²
Test leads	Blue	bu	1,5mm²
EX safe circuit	Medium blue	bu	1,5mm²
Shield	Transparent	sh	1,5mm²

Purpose

This document is made to avoid any misconcenptions about the standards we have to uphold regarding equipment grounding connections in compliance with the electrical regulations contained in NEC 250.119.

Fundemental principles

All equipment bonding connections originate from one grounding block, which is mounted either on the outside or directly on the main cabinet. This block is then connected with a minimum size 6 AWG green/yellow wire from the main cabinets grounding bar, this wire is labled (GND1).

From this block a network of green/yellow wiring is spread across the plant. At every bonding connection point a 10 AWG wire composed of a tapp-off clamp as well as a cableharness is used to connect the surface to the bonding network.

Equipment Bonding example

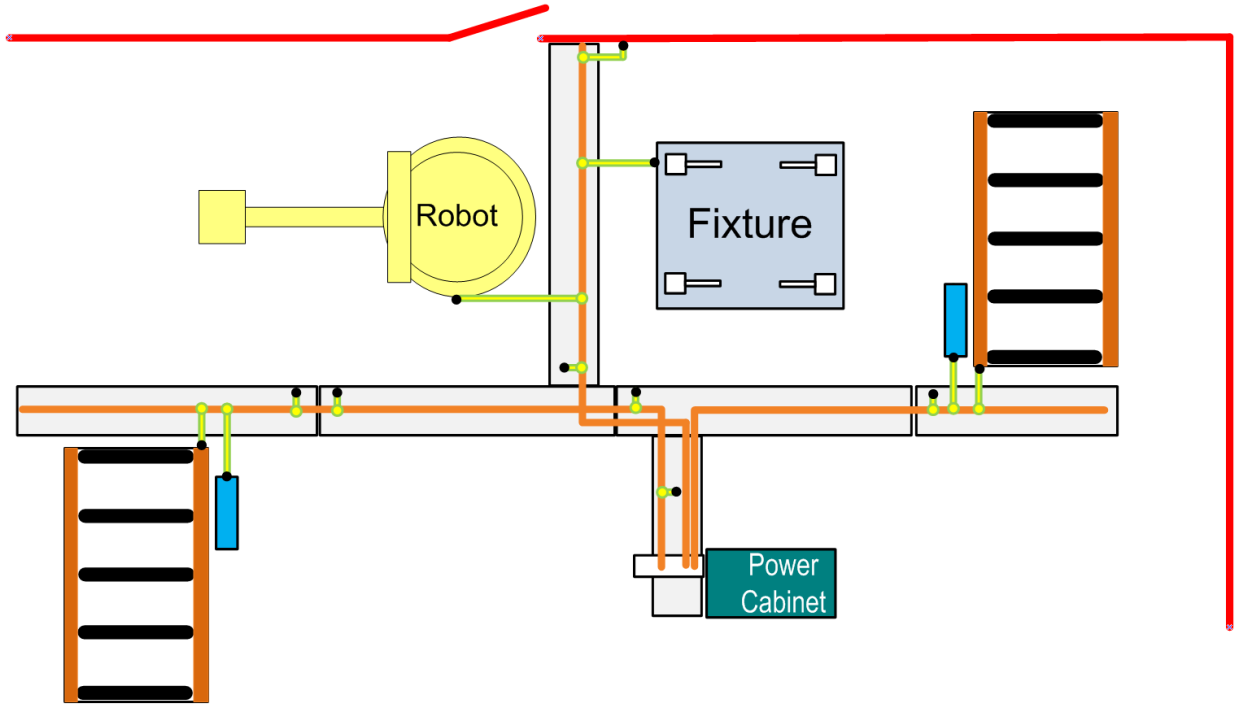

PLC Card Naming:

The following chart shall be used to cross-reference the naming of PLC cards in PDP & RIO enclosures. This chart is generic and not every enclosure will exist in this package.

Enc Type	Number	Slot 1	Slot 2	Slot 3	Slot 4	Slot 5	Slot 6	Slot 7	Slot 8	Slot 9	Slot 10	Slot 11	Slot 12	Slot 13	Slot 14
PDP	**UC11 PDP1**														
	UC11	KF11.11	KF11.12	KF11.13	KF11.14	KF11.31	KF11.32	KF11.21	KF11.41	KF11.42	KF11.51	KF11.52	KF11.53	KF11.54	
		DI x16	DI x16	DI x16	DI x16	F-DI x 8	F-DI x 8	DQ x16	F-DQ x 4	F-DQ x 4	F-RQ x 1	F-RQ x 1	F-RQ x 1	F-RQ x 1	
		IB 50..51	IB 52..53	IB 54..55	IB 56..57	IB 5050..5055	IB 5056..5061		IB 5062..5066	IB 5067..5071	IB 5072	IB 5073	IB 5074	IB 5075	
						QB 5050..5053	QB 5056..5059	QB 50..51	QB 5062..5066	QB 5067..5071					
	UC12 PDP2														
	UC12	KF12.11	KF12.12	KF12.13	KF12.14	KF12.31	KF12.32	KF12.21	KF12.41	KF12.42	KF12.51	KF12.52	KF12.53	KF12.54	
		DI x16	DI x16	DI x16	DI x16	F-DI x 8	F-DI x 8	DQ x16	F-DQ x 4	F-DQ x 4	F-RQ x 1	F-RQ x 1	F-RQ x 1	F-RQ x 1	
		IB 80..81	IB 82..83	IB 84..85	IB 86..87	IB 5080..5085	IB 5086..5091		IB 5092..5096	IB 5097..5101	IB 5102	IB 5103	IB 5104	IB 5105	
						QB 5080..5083	QB 5086..5089	QB 80..81	QB 5092..5096	QB 5097..5101					
	UC13 PDP3														
	UC13	KF13.11	KF13.12	KF13.13	KF13.14	KF13.31	KF13.32	KF13.21	KF13.41	KF13.42	KF13.51	KF13.52	KF13.53	KF13.54	
		DI x16	DI x16	DI x16	DI x16	F-DI x 8	F-DI x 8	DQ x16	F-DQ x 4	F-DQ x 4	F-RQ x 1	F-RQ x 1	F-RQ x 1	F-RQ x 1	
		IB 110..111	IB 112..113	IB 114..115	IB 116..117	IB 5110..5115	IB 5116..5121		IB 5122..5126	IB 5127..5131	IB 5132	IB 5133	IB 5134	IB 5135	
						QB 5110..5113	QB 5116..5119	QB 110..111	QB 5122..5126	QB 5127..5131					
RIO	**UC14 RIO1**														
	UC14	KF14.11	KF14.12	KF14.31	KF14.32	KF14.21	KF14.41	KF14.42	KF14.51	KF14.52	KF14.53	KF14.54			
		DI x16	DI x16	F-DI x 8	F-DI x 8	DQ x16	F-DQ x 4	F-DQ x 4	F-RQ x 1	F-RQ x 1	F-RQ x 1	F-RQ x 1			
		IB 200..201	IB 202..203	IB 5200..5205	IB 5206..5211		IB 5212..5216	IB 5217..5221	IB 5222	IB 5223	IB 5224	IB 5225			
				QB 5200..5203	QB 5206..5209	QB 200..201	QB 5212..5216	QB 5217..5221							
	UC15 RIO2														
	UC15	KF15.11	KF15.12	KF15.31	KF15.32	KF15.21	KF15.41	KF15.42	KF15.51	KF15.52	KF15.53	KF15.54			
		DI x16	DI x16	F-DI x 8	F-DI x 8	DQ x16	F-DQ x 4	F-DQ x 4	F-RQ x 1	F-RQ x 1	F-RQ x 1	F-RQ x 1			
		IB 230..231	IB 232..233	IB 5230..5235	IB 5236..5241		IB 5242..5246	IB 5247..5251	IB 5252	IB 5253	IB 5254	IB 5255			
				QB 5230..5233	QB 5236..5239	QB 230..231	QB 5242..5246	QB 5247..5251							
	UC16 RIO3														
	UC16	KF16.11	KF16.12	KF16.31	KF16.32	KF16.21	KF16.41	KF16.42	KF16.51	KF16.52	KF16.53	KF16.54			
		DI x16	DI x16	F-DI x 8	F-DI x 8	DQ x16	F-DQ x 4	F-DQ x 4	F-RQ x 1	F-RQ x 1	F-RQ x 1	F-RQ x 1			
		IB 260..261	IB 262..263	IB 5260..5265	IB 5266..5271		IB 5272..5276	IB 5277..5281	IB 5282	IB 5283	IB 5284	IB 5285			
				QB 5260..5263	QB 5266..5269	QB 260..261	QB 5272..5276	QB 5287..5281							
	UC17 RIO4														
	UC17	KF17.11	KF17.12	KF17.31	KF17.32	KF17.21	KF17.41	KF17.42	KF17.51	KF17.52	KF17.53	KF17.54			
		DI x16	DI x16	F-DI x 8	F-DI x 8	DQ x16	F-DQ x 4	F-DQ x 4	F-RQ x 1	F-RQ x 1	F-RQ x 1	F-RQ x 1			
		IB 290..291	IB 292..293	IB 5290..5295	IB 5296..5301		IB 5302..5306	IB 5307..5311	IB 5312	IB 5313	IB 5314	IB 5315			
				QB 5290..5293	QB 5296..5299	QB 290..291	QB 5302..5306	QB 5307..5311							

			Date	11/26/2022	Volvo Trucks North America	Valiant TMS	PLC Card Naming	Drawing name: =2V05&EFS-EL	=	
			Ed.	MKLEPADLO					+	
			Appr		P6700 Firewall - Cell 2V05			Document type: EAA	Project nr: 22-16143	Page 5
Modification	Date	Name	Original		Replacement of / Replaced by	Scale 1:1				1019

Table of contents

Column X: An automatically generated page was edited

F06_001

Page	Page description	supplementary page field	Date	Edited by	X
&EAA/1	Title page / cover sheet		11/26/2022	MKLEPADLO	
&EAA/2	Project structure	UC11	11/26/2022	MKLEPADLO	
&EAA/3	Letter codes/colors	UC11	11/26/2022	MKLEPADLO	
&EAA/4	Equipment Grounding policy	UC11	11/26/2022	MKLEPADLO	
&EAA/5	PLC Card Naming	UC11	11/26/2022	MKLEPADLO	
&EAB/1	Table of contents : &EAA/1 - &EAB/28		12/16/2022	KMAFFRE	
&EAB/2	Table of contents : &EAB/29 - &EFS=KF0SF1+UC31/1		12/16/2022	KMAFFRE	
&EAB/3	Table of contents : &EFS=KF0SF1+UC31/2 - &EFS=V1AR12UQ41BG0+V1AR12UQ41/1		12/12/2022	MKLEPADLO	
&EAB/4	Table of contents : &EFS=V1AR12UQ41KF1+V1AR12UQ41/1 - &EFS=V1AR23WC1+V1AR23UC01/1		12/2/2022	MKLEPADLO	
&EAB/5	Table of contents : &EFS=V1AR23XQ11WC1+V1AR23XQ11UC01/1 - &EFS=V1AR42UQ41KF1+V1AR42UQ41/1		12/2/2022	MKLEPADLO	
&EAB/6	Table of contents : &EFS=V1AR42UQ41KF1+V1AR42UQ41/2 - &EFS=V1FQ1+V1FQ1/3		12/2/2022	MKLEPADLO	
&EAB/7	Table of contents : &EFS=V1FQ1+V1FQ1/4 - &EFS=V1GL1UQ51BG0+V1GL1UQ51/3		12/2/2022	MKLEPADLO	
&EAB/8	Table of contents : &EFS=V1GL1UQ51BG0+V1GL1UQ51/4 - &EFS=V1GL2UQ51BG0+V1GL2UQ51/3		12/2/2022	MKLEPADLO	
&EAB/9	Table of contents : &EFS=V1GL2UQ51BG0+V1GL2UQ51/4 - &EFS=V1GL14UQ51UQ6+V1GL14UQ51UQ6/1		12/2/2022	MKLEPADLO	
&EAB/10	Table of contents : &EFS=V1GL14UQ51UQx+V1GL14UQ51UQx/1 - &EFS=V1KF1+V1UC12/11		12/2/2022	MKLEPADLO	
&EAB/11	Table of contents : &EFS=V1KF1+V1UC12/12 - &EFS=V1KF1+V1UC15/5		12/2/2022	MKLEPADLO	
&EAB/12	Table of contents : &EFS=V1KF1+V1UC15/6 - &EFS=V1PZ1PF1+V1UC61/1		12/16/2022	KMAFFRE	
&EAB/13	Table of contents : &EFS=V1PZ1PF2+V1UC62/1 - &EFS=V1UQ52UQ3+V1UQ52UQ3/1		12/16/2022	KMAFFRE	
&EAB/14	Table of contents : &EFS=V1UQ52UQ4+V1UQ52UQ4/1 - &EFS=V1WC1+V1UC11/1		12/16/2022	KMAFFRE	
&EAB/15	Table of contents : &EFS=V1WC1+V1UC12/1 - &EFS=V1WC3+V1UC12/4		12/6/2022	MKLEPADLO	
&EAB/16	Table of contents : &EFS=V1WC3+V1UC14/1 - &EFS=V1WC4+V1UC12/2		12/6/2022	MKLEPADLO	
&EAB/17	Table of contents : &EFS=V1WC4+V1UC12/3 - &EFS=V1WC4+V1UC14/8		12/6/2022	MKLEPADLO	
&EAB/18	Table of contents : &EFS=V1WC4+V1UC14/9 - &EFS=V1WC4+V1UC15/20		12/6/2022	MKLEPADLO	
&EAB/19	Table of contents : &EFS=V1WC4+V1UC15/21 - &ELU=V1UC15+V1UC15/2		12/16/2022	KMAFFRE	
&EAB/20	Table of contents : &EMC/1 - &EPB+V1AR12UQ41UQ1.1/1		12/12/2022	MKLEPADLO	
&EAB/21	Table of contents : &EPB+V1AR12UQ41UQ1.2/1 - &EPB+V1AR41UQ41UQ2.4/1		12/2/2022	MKLEPADLO	
&EAB/22	Table of contents : &EPB+V1AR41UQ41UQ2.5/1 - &EPB+V1GL1UQ51UQ1.2/1		12/2/2022	MKLEPADLO	
&EAB/23	Table of contents : &EPB+V1GL1UQ51UQ1.3/1 - &EPB+V1GL1UQ51UQ11.6/1		12/2/2022	MKLEPADLO	
&EAB/24	Table of contents : &EPB+V1GL1UQ51UQ12.1/1 - &EPB+V1GL2UQ51UQ9.4/1		12/6/2022	MKLEPADLO	
&EAB/25	Table of contents : &EPB+V1GL2UQ51UQ9.5/1 - &EPB+V1UC163/1		12/2/2022	MKLEPADLO	
&EAB/26	Table of contents : &EPB+V1UC164/1 - &EPB+V1UQ52UQ5.2/1		12/6/2022	MKLEPADLO	
&EAB/27	Table of contents : &EPB+V1UQ52UQ5.3/1 - &EPB+V1UQ54UQ1.1/1		12/2/2022	MKLEPADLO	
&EAB/28	Table of contents : &EPB+V1UQ54UQ1.2/1 - &ETT/12		12/2/2022	MKLEPADLO	

Table of contents

Column X: An automatically generated page was edited

F06_001

Page	Page description	supplementary page field	Date	Edited by	X
&EAB/29	Table of contents : &ETT/13 - &ETT/45		12/2/2022	MKLEPADLO	
&EAB/30	Table of contents : &ETT/46 - &ETT/78		12/2/2022	MKLEPADLO	
&EAB/31	Table of contents : &ETT/79 - &EAZ/5		12/16/2022	KMAFFRE	
&EFA=FQ99V1+V1/1	EQUIPMENT BONDING		12/2/2022	MKLEPADLO	
&EFA=FQ99V1+V1/2	EQUIPMENT BONDING		12/2/2022	MKLEPADLO	
&EFA=FQ99V1+V1/3	EQUIPMENT BONDING		12/2/2022	MKLEPADLO	
&EFA=FQ99V1+V1/4	EQUIPMENT BONDING		12/2/2022	MKLEPADLO	
&EFA=FQ99V1+V1/5	EQUIPMENT BONDING		12/2/2022	MKLEPADLO	
&EFA=FQ99V1+V1/6	EQUIPMENT BONDING		12/2/2022	MKLEPADLO	
&EFA=FQ99V1+V1/7	EQUIPMENT BONDING		12/2/2022	MKLEPADLO	
&EFA=FQ99V1+V1/8	EQUIPMENT BONDING		12/2/2022	MKLEPADLO	
&EFA=FQ99V1+V1/9	EQUIPMENT BONDING		12/2/2022	MKLEPADLO	
&EFA=FQ99V1+V1/10	EQUIPMENT BONDING		12/2/2022	MKLEPADLO	
&EFA=FQ99V1+V1/11	EQUIPMENT BONDING		12/2/2022	MKLEPADLO	
&EFA=FQ99V1+V1/12	EQUIPMENT BONDING		12/2/2022	MKLEPADLO	
&EFA=FQ99V1+V1/13	EQUIPMENT BONDING		12/2/2022	MKLEPADLO	
&EFS=FQ0V1SF1S01+V1UC32/1	Emergency stop +V1SF1S01UC32		12/2/2022	MKLEPADLO	
&EFS=FQ0V1SF2S01+V1UC33/1	Emergency stop +V1SF2S01UC33		12/2/2022	MKLEPADLO	
&EFS=KF0FQ0+UC31/1	Operating box UC91 MOP		12/2/2022	MKLEPADLO	
&EFS=KF0KF1+UC31/1	CPU 1517-F-3PN/DP, Failsafe		12/12/2022	MKLEPADLO	
&EFS=KF0KF1+UC31/2	Cell interface S615		12/12/2022	MKLEPADLO	
&EFS=KF0KF1+UC31/3	Switch, Scalance XC216		12/2/2022	MKLEPADLO	
&EFS=KF0KF1+UC31/6	MOP, PC		12/2/2022	MKLEPADLO	
&EFS=KF0KF1+UC31/10	Network overview		12/12/2022	MKLEPADLO	
&EFS=KF0KF1+UC31/11	IM 155 PN		12/12/2022	MKLEPADLO	
&EFS=KF0KF1+UC31/12	ET200S Wiring DI		12/2/2022	MKLEPADLO	
&EFS=KF0KF1+UC31/14	ET200S Wiring DO		12/2/2022	MKLEPADLO	
&EFS=KF0KF1+UC31/18	ET200S Wiring F-DI		12/2/2022	MKLEPADLO	
&EFS=KF0KF1+UC31/21	ET200S Cross-reference Input module		12/16/2022	KMAFFRE	
&EFS=KF0KF1+UC31/41	ET200S Cross-reference Output module		11/26/2022	MKLEPADLO	
&EFS=KF0KF1+UC31/81	ET200S Cross-reference Safe input module		11/26/2022	MKLEPADLO	
&EFS=KF0PZ1+UC31/1	Indication column		12/2/2022	MKLEPADLO	
&EFS=KF0SF1+UC31/1	Operating box UC91 MOP		12/16/2022	KMAFFRE	

Table of contents

Column X: An automatically generated page was edited F06_001

Page	Page description	supplementary page field	Date	Edited by	X
&EFS=KF0SF1+UC31/2	Operating box UC92 MOP		12/2/2022	MKLEPADLO	
&EFS=KF0WC3+UC31/1	Incomming power supply 120 VAC		12/2/2022	MKLEPADLO	
&EFS=KF0WC3+UC31/2	Outlet PLC 120VAC		12/2/2022	MKLEPADLO	
&EFS=KF0WC3+UC31/3	Monitoring 120VAC		12/2/2022	MKLEPADLO	
&EFS=KF0WC4+UC31/1	Power distribution 24VDC		12/2/2022	MKLEPADLO	
&EFS=KF0WC4+UC31/2	Power distribution, UPS		12/12/2022	MKLEPADLO	
&EFS=KF0WC4+UC31/3	Power distribution 24VDC 1L+		12/2/2022	MKLEPADLO	
&EFS=KF0WC4+UC31/4	Power distribution 24VDC 2L+		12/2/2022	MKLEPADLO	
&EFS=KF0WC4+UC31/5	Power distribution 24VDC 3L+		12/2/2022	MKLEPADLO	
&EFS=KF0WC4+UC31/6	Power distribution 24VDC 4L+		12/2/2022	MKLEPADLO	
&EFS=KH0+KH0/1	Incoming air supply (Main)		12/2/2022	MKLEPADLO	
&EFS=KH0+KH0/2	Incoming air supply (S010)		12/2/2022	MKLEPADLO	
&EFS=KH0+KH0/3	Incoming air supply (S020)		12/2/2022	MKLEPADLO	
&EFS=KH0+KH0/4	Incoming air supply (S030)		12/2/2022	MKLEPADLO	
&EFS=KH0+KH0/5	Incoming air supply (S040)		12/2/2022	MKLEPADLO	
&EFS=KH0+KH0/6	Incoming air supply (S050)		12/2/2022	MKLEPADLO	
&EFS=KH0+KH0/7	Incoming air supply (S060)		12/2/2022	MKLEPADLO	
&EFS=KH0+KH0/8	Incoming air supply (S070)		12/2/2022	MKLEPADLO	
&EFS=KH0+KH0/9	Incoming air supply (S080 Conveyor at Load)		12/2/2022	MKLEPADLO	
&EFS=KH0+KH0/10	Incoming air supply (S080 Date Scribe)		11/26/2022	MKLEPADLO	
&EFS=KH3+KH3/1	Incoming water supply (Filter)		12/2/2022	MKLEPADLO	
&EFS=KH3+KH3/2	Incoming water supply (Main)		12/2/2022	MKLEPADLO	
&EFS=V1AR11KF1+V1AR11UC01/1	Incoming Profinet		12/2/2022	MKLEPADLO	
&EFS=V1AR11UQ41BG0+V1AR11UQ41/1	SENSORS		12/2/2022	MKLEPADLO	
&EFS=V1AR11UQ41KF1+V1AR11UQ41/1	24VDC SUPPLY AND PROFINET HANDLING MODULE		12/2/2022	MKLEPADLO	
&EFS=V1AR11UQ41KF1+V1AR11UQ41/2	CONNECTING MOD. FOR MPA MANIFOLD		12/2/2022	MKLEPADLO	
&EFS=V1AR11UQ41KF1+V1AR11UQ41/3	I/O MOD. DI16 (8 x M12) FOR MPA		12/2/2022	MKLEPADLO	
&EFS=V1AR11UQ41KF1+V1AR11UQ41/4	CONNECTING MOD. FOR FESTO DQ		12/2/2022	MKLEPADLO	
&EFS=V1AR11UQ41UQ1+V1AR11UQ41UE5/1	FESTO DQ CONNECTION QN1		12/2/2022	MKLEPADLO	
&EFS=V1AR11UQ41UQ2+V1AR11UQ41UE5/1	FESTO DQ CONNECTION QN2		12/2/2022	MKLEPADLO	
&EFS=V1AR11WC1+V1AR11UC01/1	Incoming power		12/2/2022	MKLEPADLO	
&EFS=V1AR12KF1+V1AR12UC01/1	Incoming Profinet		12/2/2022	MKLEPADLO	
&EFS=V1AR12UQ41BG0+V1AR12UQ41/1	SENSORS		12/2/2022	MKLEPADLO	

			Date	12/12/2022	Volvo Trucks North America	Valiant TMS	Table of contents : &EFS=KF0SF1+UC31/2 - &EFS=V1AR12UQ41BG0+V1AR12UQ41/1	Drawing name:	=		
			Ed.	MKLEPADLO					+		
			Appr		P6700 Firewall - Cell 2V05			Document type: EAB	Project nr: 22-16143	Page	3
Modification	Date	Name	Original		Replacement of / Replaced by	Scale 1:1					1019

Table of contents

Column X: An automatically generated page was edited

F06_001

Page	Page description	supplementary page field	Date	Edited by	X
&EFS=V1AR12UQ41KF1+V1AR12UQ41/1	24VDC SUPPLY AND PROFINET HANDLING MODULE		12/2/2022	MKLEPADLO	
&EFS=V1AR12UQ41KF1+V1AR12UQ41/2	CONNECTING MOD. FOR MPA MANIFOLD		12/2/2022	MKLEPADLO	
&EFS=V1AR12UQ41KF1+V1AR12UQ41/3	I/O MOD. DI16 (8 x M12) FOR MPA		12/2/2022	MKLEPADLO	
&EFS=V1AR12UQ41KF1+V1AR12UQ41/4	CONNECTING MOD. FOR FESTO DQ		12/2/2022	MKLEPADLO	
&EFS=V1AR12UQ41UQ1+V1AR12UQ41UE1/1	FESTO DQ CONNECTION QN1		12/2/2022	MKLEPADLO	
&EFS=V1AR12UQ41UQ2+V1AR12UQ41UE2/1	FESTO DQ CONNECTION QN2		12/2/2022	MKLEPADLO	
&EFS=V1AR12WC1+V1AR12UC01/1	Incoming power		12/2/2022	MKLEPADLO	
&EFS=V1AR13KF1+V1AR13UC01/1	Incoming Profinet		12/2/2022	MKLEPADLO	
&EFS=V1AR13UQ41BG0+V1AR13UQ41/1	SENSORS		12/2/2022	MKLEPADLO	
&EFS=V1AR13UQ41KF1+V1AR13UQ41/1	24VDC SUPPLY AND PROFINET HANDLING MODULE		12/2/2022	MKLEPADLO	
&EFS=V1AR13UQ41KF1+V1AR13UQ41/2	CONNECTING MOD. FOR MPA MANIFOLD		12/2/2022	MKLEPADLO	
&EFS=V1AR13UQ41KF1+V1AR13UQ41/3	I/O MOD. DI16 (8 x M12) FOR MPA		12/2/2022	MKLEPADLO	
&EFS=V1AR13UQ41KF1+V1AR13UQ41/4	CONNECTING MOD. FOR FESTO DQ		12/2/2022	MKLEPADLO	
&EFS=V1AR13UQ41UQ1+V1AR13UQ41UE1/1	FESTO DQ CONNECTION QN1		12/2/2022	MKLEPADLO	
&EFS=V1AR13UQ41UQ2+V1AR13UQ41UE2/1	FESTO DQ CONNECTION QN2		12/2/2022	MKLEPADLO	
&EFS=V1AR13WC1+V1AR13UC01/1	Incoming power		12/2/2022	MKLEPADLO	
&EFS=V1AR14KF1+V1AR14UC01/1	Incoming Profinet		12/2/2022	MKLEPADLO	
&EFS=V1AR14UQ41BG0+V1AR14UQ41/1	SENSORS		12/2/2022	MKLEPADLO	
&EFS=V1AR14UQ41KF1+V1AR14UQ41/1	24VDC SUPPLY AND PROFINET HANDLING MODULE		12/2/2022	MKLEPADLO	
&EFS=V1AR14UQ41KF1+V1AR14UQ41/2	CONNECTING MOD. FOR MPA MANIFOLD		12/2/2022	MKLEPADLO	
&EFS=V1AR14UQ41KF1+V1AR14UQ41/3	I/O MOD. DI16 (8 x M12) FOR MPA		12/2/2022	MKLEPADLO	
&EFS=V1AR14UQ41KF1+V1AR14UQ41/4	CONNECTING MOD. FOR FESTO DQ		12/2/2022	MKLEPADLO	
&EFS=V1AR14UQ41UQ1+V1AR14UQ41UE1/1	FESTO DQ CONNECTION QN1		12/2/2022	MKLEPADLO	
&EFS=V1AR14UQ41UQ2+V1AR14UQ41UE2/1	FESTO DQ CONNECTION QN2		12/2/2022	MKLEPADLO	
&EFS=V1AR14WC1+V1AR14UC01/1	Incoming power		12/2/2022	MKLEPADLO	
&EFS=V1AR21KF1+V1AR21UC01/1	Incoming Profinet		12/2/2022	MKLEPADLO	
&EFS=V1AR21WC1+V1AR21UC01/1	Incoming power		12/2/2022	MKLEPADLO	
&EFS=V1AR21XQ11WC1+V1AR21XQ11UC01/1	Incoming power		12/2/2022	MKLEPADLO	
&EFS=V1AR22KF1+V1AR22UC01/1	Incoming Profinet		12/2/2022	MKLEPADLO	
&EFS=V1AR22WC1+V1AR22UC01/1	Incoming power		12/2/2022	MKLEPADLO	
&EFS=V1AR22XQ11WC1+V1AR22XQ11UC01/1	Incoming power		12/2/2022	MKLEPADLO	
&EFS=V1AR23KF1+V1AR23UC01/1	Incoming Profinet		12/2/2022	MKLEPADLO	
&EFS=V1AR23WC1+V1AR23UC01/1	Incoming power		12/2/2022	MKLEPADLO	

Table of contents

Column X: An automatically generated page was edited

F06_001

Page	Page description	supplementary page field	Date	Edited by	X
&EFS=V1AR23XQ11WC1+V1AR23XQ11UC01/1	Incoming power		12/2/2022	MKLEPADLO	
&EFS=V1AR24KF1+V1AR24UC01/1	Incoming Profinet		12/2/2022	MKLEPADLO	
&EFS=V1AR24WC1+V1AR24UC01/1	Incoming power		12/2/2022	MKLEPADLO	
&EFS=V1AR24XQ11WC1+V1AR24XQ11UC01/1	Incoming power		12/2/2022	MKLEPADLO	
&EFS=V1AR25KF1+V1AR25UC01/1	Incoming Profinet		12/2/2022	MKLEPADLO	
&EFS=V1AR25WC1+V1AR25UC01/1	Incoming power		12/2/2022	MKLEPADLO	
&EFS=V1AR25XQ11WC1+V1AR25XQ11UC01/1	Incoming power		12/2/2022	MKLEPADLO	
&EFS=V1AR26KF1+V1AR26UC01/1	Incoming Profinet		12/2/2022	MKLEPADLO	
&EFS=V1AR26WC1+V1AR26UC01/1	Incoming power		12/2/2022	MKLEPADLO	
&EFS=V1AR26XQ11WC1+V1AR26XQ11UC01/1	Incoming power		12/2/2022	MKLEPADLO	
&EFS=V1AR27KF1+V1AR27UC01/1	Incoming Profinet		12/2/2022	MKLEPADLO	
&EFS=V1AR27WC1+V1AR27UC01/1	Incoming power		12/2/2022	MKLEPADLO	
&EFS=V1AR27XQ11WC1+V1AR27XQ11UC01/1	Incoming power		12/2/2022	MKLEPADLO	
&EFS=V1AR28KF1+V1AR28UC01/1	Incoming Profinet		12/2/2022	MKLEPADLO	
&EFS=V1AR28WC1+V1AR28UC01/1	Incoming power		12/2/2022	MKLEPADLO	
&EFS=V1AR28XQ11WC1+V1AR28XQ11UC01/1	Incoming power		12/2/2022	MKLEPADLO	
&EFS=V1AR29KF1+V1AR29UC01/1	Incoming Profinet		12/2/2022	MKLEPADLO	
&EFS=V1AR29WC1+V1AR29UC01/1	Incoming power		12/2/2022	MKLEPADLO	
&EFS=V1AR29XQ11WC1+V1AR29XQ11UC01/1	Incoming power		12/2/2022	MKLEPADLO	
&EFS=V1AR41KF1+V1AR41UC01/1	Incoming Profinet		12/2/2022	MKLEPADLO	
&EFS=V1AR41UQ41BG0+V1AR41UQ41/1	SENSORS		12/2/2022	MKLEPADLO	
&EFS=V1AR41UQ41KF1+V1AR41UQ41/1	24VDC SUPPLY AND PROFINET HANDLING MODULE		12/2/2022	MKLEPADLO	
&EFS=V1AR41UQ41KF1+V1AR41UQ41/2	CONNECTING MOD. FOR MPA MANIFOLD		12/2/2022	MKLEPADLO	
&EFS=V1AR41UQ41KF1+V1AR41UQ41/3	I/O MOD. DI16 (8 x M12) FOR MPA		12/2/2022	MKLEPADLO	
&EFS=V1AR41UQ41KF1+V1AR41UQ41/4	CONNECTING MOD. FOR FESTO DQ		12/2/2022	MKLEPADLO	
&EFS=V1AR41UQ41UQ1+V1AR41UQ41UE5/1	FESTO DQ CONNECTION QN1		12/2/2022	MKLEPADLO	
&EFS=V1AR41UQ41UQ2+V1AR41UQ41UE5/1	FESTO DQ CONNECTION QN2		12/2/2022	MKLEPADLO	
&EFS=V1AR41UQ41UQ2+V1AR41UQ41UE5/2	FESTO DQ CONNECTION QN2		12/2/2022	MKLEPADLO	
&EFS=V1AR41WC1+V1AR41UC01/1	Incoming power		12/2/2022	MKLEPADLO	
&EFS=V1AR41XQ11WC1+V1AR41XQ11UC01/1	Incoming power		12/2/2022	MKLEPADLO	
&EFS=V1AR42KF1+V1AR42UC01/1	Incoming Profinet		12/2/2022	MKLEPADLO	
&EFS=V1AR42UQ41BG0+V1AR42UQ41/1	SENSORS		12/2/2022	MKLEPADLO	
&EFS=V1AR42UQ41KF1+V1AR42UQ41/1	24VDC SUPPLY AND PROFINET HANDLING MODULE		12/2/2022	MKLEPADLO	

			Date	12/2/2022	Volvo Trucks North America	Valiant TMS	Table of contents : &EFS=V1AR23XQ11WC1+V1AR23XQ11UC01/1 - &EFS=V1AR42UQ41KF1+V1AR42UQ41/1	Drawing name:	=		
			Ed.	MKLEPADLO					+		
			Appr		P6700 Firewall - Cell 2V05	Scale 1:1		Document type: EAB	Project nr: 22-16143	Page	5
Modification	Date	Name	Original		Replacement of / Replaced by						1019

Table of contents

Column X: An automatically generated page was edited

F06_001

Page	Page description	supplementary page field	Date	Edited by	X
&EFS=V1AR42UQ41KF1+V1AR42UQ41/2	CONNECTING MOD. FOR MPA MANIFOLD		12/2/2022	MKLEPADLO	
&EFS=V1AR42UQ41KF1+V1AR42UQ41/3	I/O MOD. DI16 (8 x M12) FOR MPA		12/2/2022	MKLEPADLO	
&EFS=V1AR42UQ41KF1+V1AR42UQ41/4	I/O MOD. DI16 (8 x M12) FOR MPA		12/2/2022	MKLEPADLO	
&EFS=V1AR42UQ41KF1+V1AR42UQ41/5	CONNECTING MOD. FOR FESTO DQ		12/2/2022	MKLEPADLO	
&EFS=V1AR42UQ41UQ1+V1AR42UQ41UE5/1	FESTO DQ CONNECTION QN1		12/2/2022	MKLEPADLO	
&EFS=V1AR42UQ41UQ2+V1AR42UQ41UE5/1	FESTO DQ CONNECTION QN2		12/2/2022	MKLEPADLO	
&EFS=V1AR42UQ41UQ3+V1AR42UQ41UE5/1	FESTO DQ CONNECTION QN3		12/2/2022	MKLEPADLO	
&EFS=V1AR42UQ41UQ4+V1AR42UQ41UE5/1	FESTO DQ CONNECTION QN4		12/2/2022	MKLEPADLO	
&EFS=V1AR42UQ41UQ5+V1AR42UQ41UE5/1	FESTO DQ CONNECTION QN5		12/2/2022	MKLEPADLO	
&EFS=V1AR42UQ41UQ6+V1AR42UQ41UE5/1	FESTO DQ CONNECTION QN6		12/2/2022	MKLEPADLO	
&EFS=V1AR42WC1+V1AR42UC01/1	Incoming power		12/2/2022	MKLEPADLO	
&EFS=V1AR42XQ11WC1+V1AR42XQ11UC01/1	Incoming power		12/2/2022	MKLEPADLO	
&EFS=V1AR51KF1+V1AR51UC01/1	Incoming Profinet		12/2/2022	MKLEPADLO	
&EFS=V1AR51WC1+V1AR51UC01/1	Incoming power		12/2/2022	MKLEPADLO	
&EFS=V1AR51XQ51WC1+V1AR51XQ51UC01/1	Incoming power		12/2/2022	MKLEPADLO	
&EFS=V1AR52KF1+V1AR52UC01/1	Incoming Profinet		12/2/2022	MKLEPADLO	
&EFS=V1AR52WC1+V1AR52UC01/1	Incoming power		12/2/2022	MKLEPADLO	
&EFS=V1AR52XQ51WC1+V1AR52XQ51UC01/1	Incoming power		12/2/2022	MKLEPADLO	
&EFS=V1AR191KF1+V1AR191UC01/1	Incoming Profinet		12/2/2022	MKLEPADLO	
&EFS=V1AR191WC1+V1AR191UC01/1	Incoming power		12/2/2022	MKLEPADLO	
&EFS=V1AR211KF1+V1AR211UC01/1	Incoming Profinet		12/2/2022	MKLEPADLO	
&EFS=V1AR211WC1+V1AR211UC01/1	Incoming power		12/2/2022	MKLEPADLO	
&EFS=V1AR211XQ11WC1+V1AR211XQ11UC01/1	Incoming power		11/26/2022	MKLEPADLO	
&EFS=V1AR212KF1+V1AR212UC01/1	Incoming Profinet		12/2/2022	MKLEPADLO	
&EFS=V1AR212WC1+V1AR212UC01/1	Incoming power		12/2/2022	MKLEPADLO	
&EFS=V1AR212XQ11WC1+V1AR212XQ11UC01/1	Incoming power		12/2/2022	MKLEPADLO	
&EFS=V1AR213KF1+V1AR213UC01/1	Incoming Profinet		12/2/2022	MKLEPADLO	
&EFS=V1AR213WC1+V1AR213UC01/1	Incoming power		12/2/2022	MKLEPADLO	
&EFS=V1AR213XQ11WC1+V1AR213XQ11UC01/1	Incoming power		12/2/2022	MKLEPADLO	
&EFS=V1BX11WC3+V1BX11UC01/1	Incoming power & profinet		11/26/2022	MKLEPADLO	
&EFS=V1FQ1+V1FQ1/1	Door lock sensor -BG1		12/2/2022	MKLEPADLO	
&EFS=V1FQ1+V1FQ1/2	Door lock sensor -BG2		12/2/2022	MKLEPADLO	
&EFS=V1FQ1+V1FQ1/3	Door lock sensor -BG3		12/2/2022	MKLEPADLO	

Table of contents

Column X: An automatically generated page was edited

F06_001

Page	Page description	supplementary page field	Date	Edited by	X
&EFS=V1FQ1+V1FQ1/4	Door lock sensor -BG4		12/2/2022	MKLEPADLO	
&EFS=V1FQ1+V1FQ1/5	Door lock sensor -BG5		12/2/2022	MKLEPADLO	
&EFS=V1FQ1+V1FQ1/6	Door lock sensor -BG6		12/2/2022	MKLEPADLO	
&EFS=V1FQ1+V1FQ1/10	S010 Light Curtain 1		12/2/2022	MKLEPADLO	
&EFS=V1FQ1+V1FQ1/11	S010 Light Curtain 2		12/2/2022	MKLEPADLO	
&EFS=V1FQ1+V1FQ1/12	S020 Light Curtain 1		12/2/2022	MKLEPADLO	
&EFS=V1FQ1+V1FQ1/13	S020 Light Curtain 2		12/2/2022	MKLEPADLO	
&EFS=V1FQ1+V1FQ1/15	S010 Scanner 1		11/26/2022	MKLEPADLO	
&EFS=V1FQ1+V1FQ1/16	S020 Scanner 1		12/2/2022	MKLEPADLO	
&EFS=V1FQ1+V1FQ1/17	S020 Scanner 2		12/2/2022	MKLEPADLO	
&EFS=V1FQ1+V1UC11/1	Safety power monitoring RQ - KF11.51		12/2/2022	MKLEPADLO	
&EFS=V1FQ1+V1UC11/2	Safety power monitoring RQ - KF11.52		12/2/2022	MKLEPADLO	
&EFS=V1FQ1+V1UC11/3	Safety power monitoring RQ - KF11.53		12/2/2022	MKLEPADLO	
&EFS=V1FQ1+V1UC11/4	Safety power monitoring RQ - KF11.54		12/2/2022	MKLEPADLO	
&EFS=V1FQ1+V1UC12/1	Safety power monitoring RQ - KF12.51		12/2/2022	MKLEPADLO	
&EFS=V1FQ1+V1UC12/2	Safety power monitoring RQ - KF12.52		12/2/2022	MKLEPADLO	
&EFS=V1FQ1+V1UC12/3	Safety power monitoring RQ - KF12.53		12/2/2022	MKLEPADLO	
&EFS=V1FQ1+V1UC12/4	Safety power monitoring RQ - KF12.54		12/2/2022	MKLEPADLO	
&EFS=V1FQ1+V1UC14/1	Safety power monitoring RQ - KF14.51		12/2/2022	MKLEPADLO	
&EFS=V1FQ1+V1UC14/2	Safety power monitoring RQ - KF14.52		12/2/2022	MKLEPADLO	
&EFS=V1FQ1+V1UC14/3	Safety power monitoring RQ - KF14.53		12/2/2022	MKLEPADLO	
&EFS=V1FQ1+V1UC14/4	Safety power monitoring RQ - KF14.54		12/2/2022	MKLEPADLO	
&EFS=V1FQ1+V1UC15/1	Safety power monitoring RQ - KF15.51		12/2/2022	MKLEPADLO	
&EFS=V1FQ1+V1UC15/2	Safety power monitoring RQ - KF15.52		12/2/2022	MKLEPADLO	
&EFS=V1FQ1+V1UC15/3	Safety power monitoring RQ - KF15.53		12/2/2022	MKLEPADLO	
&EFS=V1FQ1+V1UC15/4	Safety power monitoring RQ - KF15.54		12/2/2022	MKLEPADLO	
&EFS=V1GL1KF1+V1GL1/1	CONNECTING MOD. FOR VTSA MANIFOLD		11/26/2022	MKLEPADLO	
&EFS=V1GL1KF1+V1GL1/2	I/O MOD. DI8 (4 x M12) FOR VTSA-F		12/2/2022	MKLEPADLO	
&EFS=V1GL1KF1+V1GL1/3	I/O MOD. DO8 (4 x M12) FOR VTSA-F		12/2/2022	MKLEPADLO	
&EFS=V1GL1KF1+V1GL1/4	CONNECTING MOD. FOR FESTO DQ		12/2/2022	MKLEPADLO	
&EFS=V1GL1UQ51BG0+V1GL1UQ51/1	SENSORS		12/2/2022	MKLEPADLO	
&EFS=V1GL1UQ51BG0+V1GL1UQ51/2	SENSORS		12/2/2022	MKLEPADLO	
&EFS=V1GL1UQ51BG0+V1GL1UQ51/3	SENSORS		12/2/2022	MKLEPADLO	

Table of contents

Column X: An automatically generated page was edited

F06_001

Page	Page description	supplementary page field	Date	Edited by	X
&EFS=V1GL1UQ51BG0+V1GL1UQ51/4	SENSORS		12/2/2022	MKLEPADLO	
&EFS=V1GL1UQ51BG0+V1GL1UQ51/5	SENSORS		12/2/2022	MKLEPADLO	
&EFS=V1GL1UQ51KF1+V1GL1UQ51/1	CONNECTING MOD. FOR VTSA MANIFOLD		12/2/2022	MKLEPADLO	
&EFS=V1GL1UQ51KF1+V1GL1UQ51/2	I/O MOD. DI16 (8 x M12) FOR VTSA-F		12/2/2022	MKLEPADLO	
&EFS=V1GL1UQ51KF1+V1GL1UQ51/3	I/O MOD. DI16 (8 x M12) FOR VTSA-F		12/2/2022	MKLEPADLO	
&EFS=V1GL1UQ51KF1+V1GL1UQ51/4	CONNECTING MOD. FOR FESTO DQ		12/2/2022	MKLEPADLO	
&EFS=V1GL1UQ51KF2+V1GL1UQ51/1	CONNECTING MOD. FOR VTSA MANIFOLD		12/2/2022	MKLEPADLO	
&EFS=V1GL1UQ51KF2+V1GL1UQ51/2	I/O MOD. DI16 (8 x M12) FOR VTSA-F		12/2/2022	MKLEPADLO	
&EFS=V1GL1UQ51KF2+V1GL1UQ51/3	I/O MOD. DI16 (8 x M12) FOR VTSA-F		12/2/2022	MKLEPADLO	
&EFS=V1GL1UQ51KF2+V1GL1UQ51/4	I/O MOD. DI16 (8 x M12) FOR VTSA-F		12/2/2022	MKLEPADLO	
&EFS=V1GL1UQ51KF2+V1GL1UQ51/6	CONNECTING MOD. FOR FESTO DQ		12/2/2022	MKLEPADLO	
&EFS=V1GL1UQ51UQ1+V1GL1UQ51UQ1/1	FESTO DQ CONNECTION QN1		11/26/2022	MKLEPADLO	
&EFS=V1GL1UQ51UQ2+V1GL1UQ51UQ2/1	FESTO DQ CONNECTION QN2		12/2/2022	MKLEPADLO	
&EFS=V1GL1UQ51UQ3+V1GL1UQ51UQ3/1	FESTO DQ CONNECTION QN3		12/2/2022	MKLEPADLO	
&EFS=V1GL1UQ51UQ4+V1GL1UQ51UQ4/1	FESTO DQ CONNECTION QN4		12/2/2022	MKLEPADLO	
&EFS=V1GL1UQ51UQ5+V1GL1UQ51UQ5/1	FESTO DQ CONNECTION QN5		12/2/2022	MKLEPADLO	
&EFS=V1GL1UQ51UQ6+V1GL1UQ51UQ6/1	FESTO DQ CONNECTION QN6		12/2/2022	MKLEPADLO	
&EFS=V1GL1UQ51UQ7+V1GL1UQ51UQ7/1	FESTO DQ CONNECTION QN7		12/2/2022	MKLEPADLO	
&EFS=V1GL1UQ51UQ8+V1GL1UQ51UQ8/1	FESTO DQ CONNECTION QN8		12/2/2022	MKLEPADLO	
&EFS=V1GL1UQ51UQ9+V1GL1UQ51UQ9/1	FESTO DQ CONNECTION QN9		12/2/2022	MKLEPADLO	
&EFS=V1GL1UQ51UQ10+V1GL1UQ51UQ10/1	FESTO DQ CONNECTION QN10		12/2/2022	MKLEPADLO	
&EFS=V1GL1UQ51UQ11+V1GL1UQ51UQ11/1	FESTO DQ CONNECTION QN11		12/2/2022	MKLEPADLO	
&EFS=V1GL1UQ51UQ12+V1GL1UQ51UQ12/1	FESTO DQ CONNECTION QN12		12/2/2022	MKLEPADLO	
&EFS=V1GL1UQ51WC4+V1GL1UQ51/1	24VDC		12/2/2022	MKLEPADLO	
&EFS=V1GL1WC1+V1GL1UC01/1	Incoming power		11/26/2022	MKLEPADLO	
&EFS=V1GL1WC4+V1GL1/1	24VDC		12/2/2022	MKLEPADLO	
&EFS=V1GL2KF1+V1GL2/1	CONNECTING MOD. FOR VTSA MANIFOLD		12/2/2022	MKLEPADLO	
&EFS=V1GL2KF1+V1GL2/2	I/O MOD. DI8 (4 x M12) FOR VTSA-F		12/2/2022	MKLEPADLO	
&EFS=V1GL2KF1+V1GL2/3	I/O MOD. DO8 (4 x M12) FOR VTSA-F		12/2/2022	MKLEPADLO	
&EFS=V1GL2KF1+V1GL2/4	CONNECTING MOD. FOR FESTO DQ		12/2/2022	MKLEPADLO	
&EFS=V1GL2UQ51BG0+V1GL2UQ51/1	SENSORS		12/2/2022	MKLEPADLO	
&EFS=V1GL2UQ51BG0+V1GL2UQ51/2	SENSORS		12/2/2022	MKLEPADLO	
&EFS=V1GL2UQ51BG0+V1GL2UQ51/3	SENSORS		12/2/2022	MKLEPADLO	

Table of contents

Column X: An automatically generated page was edited F06_001

Page	Page description	supplementary page field	Date	Edited by	X
&EFS=V1GL2UQ51BG0+V1GL2UQ51/4	SENSORS		12/2/2022	MKLEPADLO	
&EFS=V1GL2UQ51BG0+V1GL2UQ51/5	SENSORS		12/2/2022	MKLEPADLO	
&EFS=V1GL2UQ51KF1+V1GL2UQ51/1	CONNECTING MOD. FOR VTSA MANIFOLD		12/2/2022	MKLEPADLO	
&EFS=V1GL2UQ51KF1+V1GL2UQ51/2	I/O MOD. DI16 (8 x M12) FOR VTSA-F		12/2/2022	MKLEPADLO	
&EFS=V1GL2UQ51KF1+V1GL2UQ51/3	I/O MOD. DI16 (8 x M12) FOR VTSA-F		12/2/2022	MKLEPADLO	
&EFS=V1GL2UQ51KF1+V1GL2UQ51/4	CONNECTING MOD. FOR FESTO DQ		12/2/2022	MKLEPADLO	
&EFS=V1GL2UQ51KF2+V1GL2UQ51/1	CONNECTING MOD. FOR VTSA MANIFOLD		12/2/2022	MKLEPADLO	
&EFS=V1GL2UQ51KF2+V1GL2UQ51/2	I/O MOD. DI16 (8 x M12) FOR VTSA-F		12/2/2022	MKLEPADLO	
&EFS=V1GL2UQ51KF2+V1GL2UQ51/3	I/O MOD. DI16 (8 x M12) FOR VTSA-F		12/2/2022	MKLEPADLO	
&EFS=V1GL2UQ51KF2+V1GL2UQ51/4	I/O MOD. DI16 (8 x M12) FOR VTSA-F		12/2/2022	MKLEPADLO	
&EFS=V1GL2UQ51KF2+V1GL2UQ51/5	CONNECTING MOD. FOR FESTO DQ		12/2/2022	MKLEPADLO	
&EFS=V1GL2UQ51UQ1+V1GL2UQ51UQ1/1	FESTO DQ CONNECTION QN1		12/2/2022	MKLEPADLO	
&EFS=V1GL2UQ51UQ2+V1GL2UQ51UQ2/1	FESTO DQ CONNECTION QN2		12/2/2022	MKLEPADLO	
&EFS=V1GL2UQ51UQ3+V1GL2UQ51UQ3/1	FESTO DQ CONNECTION QN3		12/2/2022	MKLEPADLO	
&EFS=V1GL2UQ51UQ4+V1GL2UQ51UQ4/1	FESTO DQ CONNECTION QN4		12/2/2022	MKLEPADLO	
&EFS=V1GL2UQ51UQ5+V1GL2UQ51UQ5/1	FESTO DQ CONNECTION QN5		12/2/2022	MKLEPADLO	
&EFS=V1GL2UQ51UQ6+V1GL2UQ51UQ6/1	FESTO DQ CONNECTION QN6		12/2/2022	MKLEPADLO	
&EFS=V1GL2UQ51UQ7+V1GL2UQ51UQ7/1	FESTO DQ CONNECTION QN6		12/2/2022	MKLEPADLO	
&EFS=V1GL2UQ51UQ8+V1GL2UQ51UQ8/1	FESTO DQ CONNECTION QN4		12/2/2022	MKLEPADLO	
&EFS=V1GL2UQ51UQ9+V1GL2UQ51UQ9/1	FESTO DQ CONNECTION QN5		12/2/2022	MKLEPADLO	
&EFS=V1GL2UQ51UQ10+V1GL2UQ51UQ10/1	FESTO DQ CONNECTION QN6		12/2/2022	MKLEPADLO	
&EFS=V1GL2UQ51UQ11+V1GL2UQ51UQ11/1	FESTO DQ CONNECTION QN6		12/2/2022	MKLEPADLO	
&EFS=V1GL2UQ51WC4+V1GL2UQ51/1	24VDC		12/2/2022	MKLEPADLO	
&EFS=V1GL2WC1+V1GL2UC01/1	Incoming power		12/2/2022	MKLEPADLO	
&EFS=V1GL2WC4+V1GL2/1	24VDC		12/2/2022	MKLEPADLO	
&EFS=V1GL14UQ51BG0+V1GL14UQ51/1	SENSORS		12/2/2022	MKLEPADLO	
&EFS=V1GL14UQ51KF1+V1GL14UQ51/1	CONNECTING MOD. FOR VTSA MANIFOLD		12/2/2022	MKLEPADLO	
&EFS=V1GL14UQ51KF1+V1GL14UQ51/2	I/O MOD. DI16 (8 x M12) FOR VTSA-F		12/2/2022	MKLEPADLO	
&EFS=V1GL14UQ51KF1+V1GL14UQ51/3	I/O MOD. DI16 (8 x M12) FOR VTSA-F		12/2/2022	MKLEPADLO	
&EFS=V1GL14UQ51KF1+V1GL14UQ51/4	CONNECTING MOD. FOR FESTO DQ		12/2/2022	MKLEPADLO	
&EFS=V1GL14UQ51UQ1+V1GL14UQ51UQ1/1	FESTO DQ CONNECTION QN1		12/2/2022	MKLEPADLO	
&EFS=V1GL14UQ51UQ2+V1GL14UQ51UQ2/1	FESTO DQ CONNECTION QN2		12/2/2022	MKLEPADLO	
&EFS=V1GL14UQ51UQ6+V1GL14UQ51UQ6/1	FESTO DQ CONNECTION QN3		12/2/2022	MKLEPADLO	

			Date	12/2/2022	Volvo Trucks North America		Valiant TMS	Table of contents : &EFS=V1GL2UQ51BG0+V1GL2UQ51/4 - &EFS=V1GL14UQ51UQ6+V1GL14UQ51UQ6/1	Drawing name:		=
			Ed.	MKLEPADLO							+
			Appr		P6700 Firewall - Cell 2V05				Document type:	Project nr:	Page 9
Modification	Date	Name	Original		Replacement of	Replaced by	Scale 1:1		EAB	22-16143	1019

Table of contents

Column X: An automatically generated page was edited F06_001

Page	Page description	supplementary page field	Date	Edited by	X
&EFS=V1GL14UQ51UQx+V1GL14UQ51UQx/1	QESTO DQ CONNECTION QN4		12/2/2022	MKLEPADLO	
&EFS=V1KF1+V1UC11/1	Switch, Scalance X216		12/2/2022	MKLEPADLO	
&EFS=V1KF1+V1UC11/2	Network Overview		12/2/2022	MKLEPADLO	
&EFS=V1KF1+V1UC11/3	IM 155 PN		12/2/2022	MKLEPADLO	
&EFS=V1KF1+V1UC11/4	ET200S Wiring DI		12/2/2022	MKLEPADLO	
&EFS=V1KF1+V1UC11/5	ET200S Wiring DI		12/2/2022	MKLEPADLO	
&EFS=V1KF1+V1UC11/6	ET200S Wiring F-DI		12/2/2022	MKLEPADLO	
&EFS=V1KF1+V1UC11/7	ET200S Wiring DQ		12/2/2022	MKLEPADLO	
&EFS=V1KF1+V1UC11/8	ET200S Wiring F-DQ		12/2/2022	MKLEPADLO	
&EFS=V1KF1+V1UC11/9	ET200S DI Overview KF11.11		11/26/2022	MKLEPADLO	
&EFS=V1KF1+V1UC11/10	ET200S DI Overview KF11.12		11/26/2022	MKLEPADLO	
&EFS=V1KF1+V1UC11/11	ET200S DI Overview KF11.13		11/26/2022	MKLEPADLO	
&EFS=V1KF1+V1UC11/12	ET200S DI Overview KF11.14		11/26/2022	MKLEPADLO	
&EFS=V1KF1+V1UC11/13	ET200S DQ Overview KF11.21		11/26/2022	MKLEPADLO	
&EFS=V1KF1+V1UC11/14	ET200S F-DI Overview KF11.31		11/26/2022	MKLEPADLO	
&EFS=V1KF1+V1UC11/15	ET200S F-DI Overview KF11.32		11/26/2022	MKLEPADLO	
&EFS=V1KF1+V1UC11/16	ET200S F-DQ Overview KF11.41		11/26/2022	MKLEPADLO	
&EFS=V1KF1+V1UC11/17	ET200S F-DQ Overview KF11.42		11/26/2022	MKLEPADLO	
&EFS=V1KF1+V1UC11/18	ET200S F-RQ Overview KF11.51		11/26/2022	MKLEPADLO	
&EFS=V1KF1+V1UC11/19	ET200S F-RQ Overview KF11.52		11/26/2022	MKLEPADLO	
&EFS=V1KF1+V1UC11/20	ET200S F-RQ Overview KF11.53		11/26/2022	MKLEPADLO	
&EFS=V1KF1+V1UC11/21	ET200S F-RQ Overview KF11.54		11/26/2022	MKLEPADLO	
&EFS=V1KF1+V1UC12/1	Switch, Scalance X216		12/2/2022	MKLEPADLO	
&EFS=V1KF1+V1UC12/2	Network Overview		12/2/2022	MKLEPADLO	
&EFS=V1KF1+V1UC12/3	IM 155 PN		12/2/2022	MKLEPADLO	
&EFS=V1KF1+V1UC12/4	ET200S Wiring DI		12/2/2022	MKLEPADLO	
&EFS=V1KF1+V1UC12/5	ET200S Wiring DI		12/2/2022	MKLEPADLO	
&EFS=V1KF1+V1UC12/6	ET200S Wiring F-DI		12/2/2022	MKLEPADLO	
&EFS=V1KF1+V1UC12/7	ET200S Wiring DQ		12/2/2022	MKLEPADLO	
&EFS=V1KF1+V1UC12/8	ET200S Wiring F-DQ		12/2/2022	MKLEPADLO	
&EFS=V1KF1+V1UC12/9	ET200S DI Overview KF12.11		11/26/2022	MKLEPADLO	
&EFS=V1KF1+V1UC12/10	ET200S DI Overview KF12.12		11/26/2022	MKLEPADLO	
&EFS=V1KF1+V1UC12/11	ET200S DI Overview KF12.13		11/26/2022	MKLEPADLO	

			Date	12/2/2022	Volvo Trucks North America		Valiant TMS	Table of contents : &EFS=V1GL14UQ51UQx+V1GL14UQ51UQx/1 - &EFS=V1KF1+V1UC12/11	Drawing name:	=	
			Ed.	MKLEPADLO						+	
			Appr		P6700 Firewall - Cell 2V05		Scale 1:1		Document type: EAB	Project nr: 22-16143	Page 10 / 1019
Modification	Date	Name	Original		Replacement of	Replaced by					

Table of contents

Column X: An automatically generated page was edited

F06_001

Page	Page description	supplementary page field	Date	Edited by	X
&EFS=V1KF1+V1UC12/12	ET200S DI Overview KF12.14		11/26/2022	MKLEPADLO	
&EFS=V1KF1+V1UC12/13	ET200S DQ Overview KF12.21		11/26/2022	MKLEPADLO	
&EFS=V1KF1+V1UC12/14	ET200S F-DI Overview KF12.31		11/26/2022	MKLEPADLO	
&EFS=V1KF1+V1UC12/15	ET200S F-DI Overview KF12.32		11/26/2022	MKLEPADLO	
&EFS=V1KF1+V1UC12/16	ET200S F-DQ Overview KF12.41		11/26/2022	MKLEPADLO	
&EFS=V1KF1+V1UC12/17	ET200S F-DQ Overview KF12.42		11/26/2022	MKLEPADLO	
&EFS=V1KF1+V1UC12/18	ET200S F-RQ Overview KF12.51		11/26/2022	MKLEPADLO	
&EFS=V1KF1+V1UC12/19	ET200S F-RQ Overview KF12.52		11/26/2022	MKLEPADLO	
&EFS=V1KF1+V1UC12/20	ET200S F-RQ Overview KF12.53		11/26/2022	MKLEPADLO	
&EFS=V1KF1+V1UC12/21	ET200S F-RQ Overview KF12.54		11/26/2022	MKLEPADLO	
&EFS=V1KF1+V1UC14/1	Switch, Scalance XC216		12/2/2022	MKLEPADLO	
&EFS=V1KF1+V1UC14/2	Network Overview		12/2/2022	MKLEPADLO	
&EFS=V1KF1+V1UC14/3	IM 155 PN		12/2/2022	MKLEPADLO	
&EFS=V1KF1+V1UC14/4	ET200S Wiring DI		11/26/2022	MKLEPADLO	
&EFS=V1KF1+V1UC14/5	ET200S Wiring F-DI		12/2/2022	MKLEPADLO	
&EFS=V1KF1+V1UC14/6	ET200S Wiring DQ		11/26/2022	MKLEPADLO	
&EFS=V1KF1+V1UC14/7	ET200S Wiring F-DQ		11/26/2022	MKLEPADLO	
&EFS=V1KF1+V1UC14/8	ET200S DI Overview KF14.11		11/26/2022	MKLEPADLO	
&EFS=V1KF1+V1UC14/9	ET200S DI Overview KF14.12		11/26/2022	MKLEPADLO	
&EFS=V1KF1+V1UC14/10	ET200S DQ Overview KF14.21		11/26/2022	MKLEPADLO	
&EFS=V1KF1+V1UC14/11	ET200S F-DI Overview KF14.31		11/26/2022	MKLEPADLO	
&EFS=V1KF1+V1UC14/12	ET200S F-DI Overview KF14.32		11/26/2022	MKLEPADLO	
&EFS=V1KF1+V1UC14/13	ET200S F-DQ Overview KF14.41		11/26/2022	MKLEPADLO	
&EFS=V1KF1+V1UC14/14	ET200S F-DQ Overview KF14.42		11/26/2022	MKLEPADLO	
&EFS=V1KF1+V1UC14/15	ET200S F-RQ Overview KF14.51		11/26/2022	MKLEPADLO	
&EFS=V1KF1+V1UC14/16	ET200S F-RQ Overview KF14.52		11/26/2022	MKLEPADLO	
&EFS=V1KF1+V1UC14/17	ET200S F-RQ Overview KF14.53		11/26/2022	MKLEPADLO	
&EFS=V1KF1+V1UC14/18	ET200S F-RQ Overview KF14.54		11/26/2022	MKLEPADLO	
&EFS=V1KF1+V1UC15/1	Switch, Scalance XC216		12/2/2022	MKLEPADLO	
&EFS=V1KF1+V1UC15/2	Network Overview		12/2/2022	MKLEPADLO	
&EFS=V1KF1+V1UC15/3	IM 155 PN		12/2/2022	MKLEPADLO	
&EFS=V1KF1+V1UC15/4	ET200S Wiring DI		12/2/2022	MKLEPADLO	
&EFS=V1KF1+V1UC15/5	ET200S Wiring F-DI		12/2/2022	MKLEPADLO	

			Date	12/2/2022	Volvo Trucks North America		Valiant TMS	Table of contents : &EFS=V1KF1+V1UC12/12 - &EFS=V1KF1+V1UC15/5	Drawing name:	=	
			Ed.	MKLEPADLO						+	
			Appr		P6700 Firewall - Cell 2V05				Document type:	Project nr:	Page 11
Modification	Date	Name	Original		Replacement of	Replaced by	Scale 1:1		EAB	22-16143	1019

Table of contents

Column X: An automatically generated page was edited

F06_001

Page	Page description	supplementary page field	Date	Edited by	X
&EFS=V1KF1+V1UC15/6	ET200S Wiring DQ		12/2/2022	MKLEPADLO	
&EFS=V1KF1+V1UC15/7	ET200S Wiring F-DQ		12/2/2022	MKLEPADLO	
&EFS=V1KF1+V1UC15/8	ET200S DI Overview KF15.11		11/26/2022	MKLEPADLO	
&EFS=V1KF1+V1UC15/9	ET200S DI Overview KF15.12		11/26/2022	MKLEPADLO	
&EFS=V1KF1+V1UC15/10	ET200S DQ Overview KF15.21		11/26/2022	MKLEPADLO	
&EFS=V1KF1+V1UC15/11	ET200S F-DI Overview KF15.31		11/26/2022	MKLEPADLO	
&EFS=V1KF1+V1UC15/12	ET200S F-DI Overview KF15.32		11/26/2022	MKLEPADLO	
&EFS=V1KF1+V1UC15/13	ET200S F-DQ Overview KF15.41		11/26/2022	MKLEPADLO	
&EFS=V1KF1+V1UC15/14	ET200S F-DQ Overview KF15.42		11/26/2022	MKLEPADLO	
&EFS=V1KF1+V1UC15/15	ET200S F-RQ Overview KF14.51		11/26/2022	MKLEPADLO	
&EFS=V1KF1+V1UC15/16	ET200S F-RQ Overview KF14.52		11/26/2022	MKLEPADLO	
&EFS=V1KF1+V1UC15/17	ET200S F-RQ Overview KF14.53		11/26/2022	MKLEPADLO	
&EFS=V1KF1+V1UC15/18	ET200S F-RQ Overview KF14.54		11/26/2022	MKLEPADLO	
&EFS=V1KF1+V1UC32/1	IM 155 PN		12/2/2022	MKLEPADLO	
&EFS=V1KF1+V1UC32/2	ET200S Wiring DI		12/2/2022	MKLEPADLO	
&EFS=V1KF1+V1UC32/3	ET200S Wiring DO		12/2/2022	MKLEPADLO	
&EFS=V1KF1+V1UC32/4	ET200S Wiring F-DI		12/2/2022	MKLEPADLO	
&EFS=V1KF1+V1UC32/5	ET200S Cross-reference Input module		12/16/2022	KMAFFRE	
&EFS=V1KF1+V1UC32/6	ET200S Cross-reference Output module		11/26/2022	MKLEPADLO	
&EFS=V1KF1+V1UC32/7	ET200S Cross-reference Safe input module		11/26/2022	MKLEPADLO	
&EFS=V1KF1+V1UC33/1	IM 155 PN		12/2/2022	MKLEPADLO	
&EFS=V1KF1+V1UC33/2	ET200S Wiring DI		12/2/2022	MKLEPADLO	
&EFS=V1KF1+V1UC33/3	ET200S Wiring DO		12/2/2022	MKLEPADLO	
&EFS=V1KF1+V1UC33/4	ET200S Wiring F-DI		12/2/2022	MKLEPADLO	
&EFS=V1KF1+V1UC33/5	ET200S Cross-reference Input module		12/16/2022	KMAFFRE	
&EFS=V1KF1+V1UC33/6	ET200S Cross-reference Output module		11/26/2022	MKLEPADLO	
&EFS=V1KF1+V1UC33/7	ET200S Cross-reference Safe input module		11/26/2022	MKLEPADLO	
&EFS=V1PF1BG0+V1PF1/1	SENSORS		12/2/2022	MKLEPADLO	
&EFS=V1PF1KF1+V1PF1/1	CONNECTING MOD. FOR VTSA MANIFOLD		12/2/2022	MKLEPADLO	
&EFS=V1PF1KF1+V1PF1/2	CONNECTING MOD. FOR FESTO DQ		12/2/2022	MKLEPADLO	
&EFS=V1PF1UQ1+V1PF1UQ1/1	FESTO DQ CONNECTION QN1		12/2/2022	MKLEPADLO	
&EFS=V1PF1WC3+V1PF1UC01/1	Incoming power & profinet		11/26/2022	MKLEPADLO	
&EFS=V1PZ1PF1+V1UC61/1	S010 Indication column		12/2/2022	MKLEPADLO	

			Date	12/16/2022	Volvo Trucks North America		Valiant TMS	Table of contents : &EFS=V1KF1+V1UC15/6 - &EFS=V1PZ1PF1+V1UC61/1	Drawing name:	=	
			Ed.	KMAFFRE						+	
			Appr		P6700 Firewall - Cell 2V05		Scale 1:1		Document type: EAB	Project nr: 22-16143	Page 12 / 1019
Modification	Date	Name	Original		Replacement of	Replaced by					

Table of contents

Column X: An automatically generated page was edited

F06_001

Page	Page description	supplementary page field	Date	Edited by	X
&EFS=V1PZ1PF2+V1UC62/1	S020 Indication column		12/2/2022	MKLEPADLO	
&EFS=V1SF0PG1+V1UC32/1	TP1500: SOP Display		12/2/2022	MKLEPADLO	
&EFS=V1SF0PG1+V1UC32/2	Operating box SOP		12/16/2022	KMAFFRE	
&EFS=V1SF0PG2+V1UC33/1	TP1500: SOP Display		12/2/2022	MKLEPADLO	
&EFS=V1SF0PG2+V1UC33/2	Operating box SOP		12/16/2022	KMAFFRE	
&EFS=V1SF0PG3+V1UC51/1	TP700: S010 Display		11/26/2022	MKLEPADLO	
&EFS=V1SF0PG4+V1UC52/1	TP700: S020 Display		12/2/2022	MKLEPADLO	
&EFS=V1SF0SF1+V1UC71/1	S010 Operating box RB		12/2/2022	MKLEPADLO	
&EFS=V1SF0SF2+V1UC72/1	S020 Operating box RB		12/2/2022	MKLEPADLO	
&EFS=V1U90FQ1+V1U90/1	S090 Lift Assist Safety Switch		12/2/2022	MKLEPADLO	
&EFS=V1UN1BG0+V1UN1/1	Station Pullout Cart Sensors		12/6/2022	MKLEPADLO	
&EFS=V1UN1KF1+V1UN1/10	MURR MODULE 8 IN/ 8 OUT		12/14/2022	MKLEPADLO	
&EFS=V1UQ51BG0+V1UQ51/1	SENSORS		12/2/2022	MKLEPADLO	
&EFS=V1UQ51KF1+V1UQ51/1	CONNECTING MOD. FOR VTSA MANIFOLD		12/2/2022	MKLEPADLO	
&EFS=V1UQ51KF1+V1UQ51/2	I/O MOD. DI16 (8 x M12) FOR VTSA-F		12/2/2022	MKLEPADLO	
&EFS=V1UQ51KF1+V1UQ51/3	CONNECTING MOD. FOR FESTO DQ		12/2/2022	MKLEPADLO	
&EFS=V1UQ51UQ1+V1UQ51UQ1/1	FESTO DQ CONNECTION QN1		12/2/2022	MKLEPADLO	
&EFS=V1UQ51UQ2+V1UQ51UQ2/1	FESTO DQ CONNECTION QN2		12/2/2022	MKLEPADLO	
&EFS=V1UQ51UQ3+V1UQ51UQ3/3	FESTO DQ CONNECTION QN2		12/2/2022	MKLEPADLO	
&EFS=V1UQ52BG0+V1UQ52/1	SENSORS		12/2/2022	MKLEPADLO	
&EFS=V1UQ52BG0+V1UQ52/2	SENSORS		12/2/2022	MKLEPADLO	
&EFS=V1UQ52KF1+V1UQ52/1	CONNECTING MOD. FOR VTSA MANIFOLD		12/2/2022	MKLEPADLO	
&EFS=V1UQ52KF1+V1UQ52/2	I/O MOD. DI16 (8 x M12) FOR VTSA-F		12/2/2022	MKLEPADLO	
&EFS=V1UQ52KF1+V1UQ52/3	I/O MOD. DI16 (8 x M12) FOR VTSA-F		12/2/2022	MKLEPADLO	
&EFS=V1UQ52KF1+V1UQ52/4	I/O MOD. DI16 (8 x M12) FOR VTSA-F		12/2/2022	MKLEPADLO	
&EFS=V1UQ52KF1+V1UQ52/5	I/O MOD. DI16 (8 x M12) FOR VTSA-F		12/2/2022	MKLEPADLO	
&EFS=V1UQ52KF1+V1UQ52/6	I/O MOD. DI16 (8 x M12) FOR VTSA-F		12/2/2022	MKLEPADLO	
&EFS=V1UQ52KF1+V1UQ52/7	CONNECTING MOD. FOR FESTO DQ		12/2/2022	MKLEPADLO	
&EFS=V1UQ52KF2+V1UQ52/1	CONNECTING MOD. FOR VTSA MANIFOLD		12/2/2022	MKLEPADLO	
&EFS=V1UQ52KF2+V1UQ52/2	CONNECTING MOD. FOR FESTO DQ		12/2/2022	MKLEPADLO	
&EFS=V1UQ52UQ1+V1UQ52UQ1/1	FESTO DQ CONNECTION QN1		12/2/2022	MKLEPADLO	
&EFS=V1UQ52UQ2+V1UQ52UQ2/1	FESTO DQ CONNECTION QN2		12/2/2022	MKLEPADLO	
&EFS=V1UQ52UQ3+V1UQ52UQ3/1	FESTO DQ CONNECTION QN3		12/2/2022	MKLEPADLO	

Table of contents

Column X: An automatically generated page was edited

F06_001

Page	Page description	supplementary page field	Date	Edited by	X
&EFS=V1UQ52UQ4+V1UQ52UQ4/1	FESTO DQ CONNECTION QN4		12/2/2022	MKLEPADLO	
&EFS=V1UQ52UQ5+V1UQ52UQ5/1	FESTO DQ CONNECTION QN5		12/2/2022	MKLEPADLO	
&EFS=V1UQ52UQ6+V1UQ52UQ6/1	FESTO DQ CONNECTION QN6		12/2/2022	MKLEPADLO	
&EFS=V1UQ52UQ7+V1UQ52UQ7/1	FESTO DQ CONNECTION QN7		12/2/2022	MKLEPADLO	
&EFS=V1UQ52UQ8+V1UQ52UQ8/1	FESTO DQ CONNECTION QN8		12/2/2022	MKLEPADLO	
&EFS=V1UQ52UQ9+V1UQ52UQ9/1	FESTO DQ CONNECTION QN9		12/2/2022	MKLEPADLO	
&EFS=V1UQ52UQ10+V1UQ52UQ10/1	FESTO DQ CONNECTION QN10		12/2/2022	MKLEPADLO	
&EFS=V1UQ52UQ11+V1UQ52UQ11/1	FESTO DQ CONNECTION QN11		12/2/2022	MKLEPADLO	
&EFS=V1UQ52UQ12+V1UQ52UQ12/1	FESTO DQ CONNECTION QN12		12/2/2022	MKLEPADLO	
&EFS=V1UQ52UQ13+V1UQ52UQ13/1	FESTO DQ CONNECTION QN13		12/2/2022	MKLEPADLO	
&EFS=V1UQ52WC4+V1UQ52/1	24VDC		12/2/2022	MKLEPADLO	
&EFS=V1UQ53BG0+V1UQ53/1	SENSORS		12/2/2022	MKLEPADLO	
&EFS=V1UQ53KF1+V1UQ53/1	CONNECTING MOD. FOR VTSA MANIFOLD		12/2/2022	MKLEPADLO	
&EFS=V1UQ53KF1+V1UQ53/2	I/O MOD. DI16 (8 x M12) FOR VTSA-F		12/2/2022	MKLEPADLO	
&EFS=V1UQ53KF1+V1UQ53/3	CONNECTING MOD. FOR FESTO DQ		12/2/2022	MKLEPADLO	
&EFS=V1UQ53UQ1+V1UQ53UQ1/1	FESTO DQ CONNECTION QN1		12/2/2022	MKLEPADLO	
&EFS=V1UQ53UQ2+V1UQ53UQ2/1	FESTO DQ CONNECTION QN2		12/2/2022	MKLEPADLO	
&EFS=V1UQ53UQ3+V1UQ53UQ3/1	FESTO DQ CONNECTION QN3		12/2/2022	MKLEPADLO	
&EFS=V1UQ54BG0+V1UQ54/1	SENSORS		12/14/2022	MKLEPADLO	
&EFS=V1UQ54KF1+V1UQ54/1	CONNECTING MOD. FOR VTSA MANIFOLD		12/2/2022	MKLEPADLO	
&EFS=V1UQ54KF1+V1UQ54/2	I/O MOD. DI16 (8 x M12) FOR VTSA-F		12/16/2022	KMAFFRE	
&EFS=V1UQ54KF1+V1UQ54/3	CONNECTING MOD. FOR FESTO DQ		12/2/2022	MKLEPADLO	
&EFS=V1UQ54UQ1+V1UQ54UQ1/1	FESTO DQ CONNECTION QN1		12/2/2022	MKLEPADLO	
&EFS=V1UQ54UQ2+V1UQ54UQ2/1	FESTO DQ CONNECTION QN2		12/2/2022	MKLEPADLO	
&EFS=V1UQ54UQ3+V1UQ54UQ3/1	FESTO DQ CONNECTION QN3		12/2/2022	MKLEPADLO	
&EFS=V1UQ55BG0+V1UQ55/1	SENSORS		12/2/2022	MKLEPADLO	
&EFS=V1UQ55KF1+V1UQ55/1	CONNECTING MOD. FOR VTSA MANIFOLD		12/2/2022	MKLEPADLO	
&EFS=V1UQ55KF1+V1UQ55/2	I/O MOD. DI16 (8 x M12) FOR VTSA-F		12/2/2022	MKLEPADLO	
&EFS=V1UQ55KF1+V1UQ55/3	CONNECTING MOD. FOR FESTO DQ		12/2/2022	MKLEPADLO	
&EFS=V1UQ55UQ1+V1UQ55UQ1/1	FESTO DQ CONNECTION QN1		12/2/2022	MKLEPADLO	
&EFS=V1UQ55UQ2+V1UQ55UQ2/1	FESTO DQ CONNECTION QN2		12/2/2022	MKLEPADLO	
&EFS=V1UQ55UQ3+V1UQ55UQ3/1	FESTO DQ CONNECTION QN3		12/2/2022	MKLEPADLO	
&EFS=V1WC1+V1UC11/1	Incoming power supply 480 VAC		12/2/2022	MKLEPADLO	

			Date	12/16/2022	Volvo Trucks North America	Valiant TMS	Table of contents : &EFS=V1UQ52UQ4+V1UQ52UQ4/1 - &EFS=V1WC1+V1UC11/1	Drawing name:	=	
			Ed.	KMAFFRE					+	
			Appr		P6700 Firewall - Cell 2V05	Scale 1:1		Document type: EAB	Project nr: 22-16143	Page 14
Modification	Date	Name	Original		Replacement of / Replaced by					1019

Table of contents

Column X: An automatically generated page was edited

F06_001

Page	Page description	supplementary page field	Date	Edited by	X
&EFS=V1WC1+V1UC12/1	Incoming power supply 480 VAC		12/2/2022	MKLEPADLO	
&EFS=V1WC1+V1UC161/1	Incoming weld power supply 480 VAC		12/2/2022	MKLEPADLO	
&EFS=V1WC1+V1UC162/1	Incoming weld power supply 480 VAC		12/2/2022	MKLEPADLO	
&EFS=V1WC1+V1UC163/1	Incoming weld power supply 480 VAC		12/2/2022	MKLEPADLO	
&EFS=V1WC1+V1UC164/1	Incoming weld power supply 480 VAC		12/2/2022	MKLEPADLO	
&EFS=V1WC2+V1UC11/10	Power distribution 480 VAC		12/2/2022	MKLEPADLO	
&EFS=V1WC2+V1UC11/11	Power distribution 480 VAC		11/26/2022	MKLEPADLO	
&EFS=V1WC2+V1UC11/12	Power distribution 480 VAC		11/26/2022	MKLEPADLO	
&EFS=V1WC2+V1UC11/13	Power distribution 480 VAC		11/26/2022	MKLEPADLO	
&EFS=V1WC2+V1UC11/14	Power distribution 480 VAC		11/26/2022	MKLEPADLO	
&EFS=V1WC2+V1UC11/41	Power distribution 480 VAC monitoring		11/26/2022	MKLEPADLO	
&EFS=V1WC2+V1UC11/42	Power distribution 480 VAC monitoring		12/2/2022	MKLEPADLO	
&EFS=V1WC2+V1UC11/43	Power distribution 480 VAC monitoring		12/2/2022	MKLEPADLO	
&EFS=V1WC2+V1UC12/10	Power distribution 480 VAC		12/2/2022	MKLEPADLO	
&EFS=V1WC2+V1UC12/11	Power distribution 480 VAC		12/2/2022	MKLEPADLO	
&EFS=V1WC2+V1UC12/12	Power distribution 480 VAC		12/2/2022	MKLEPADLO	
&EFS=V1WC2+V1UC12/13	Power distribution 480 VAC		12/2/2022	MKLEPADLO	
&EFS=V1WC2+V1UC12/14	Power distribution 480 VAC		12/2/2022	MKLEPADLO	
&EFS=V1WC2+V1UC12/41	Power distribution 480 VAC monitoring		12/2/2022	MKLEPADLO	
&EFS=V1WC2+V1UC12/42	Power distribution 480 VAC monitoring		12/2/2022	MKLEPADLO	
&EFS=V1WC2+V1UC12/43	Power distribution 480 VAC monitoring		12/2/2022	MKLEPADLO	
&EFS=V1WC2+V1UC161/10	Weld power distribution 480 VAC		12/2/2022	MKLEPADLO	
&EFS=V1WC2+V1UC162/10	Weld power distribution 480 VAC		12/2/2022	MKLEPADLO	
&EFS=V1WC2+V1UC163/10	Weld power distribution 480 VAC		12/2/2022	MKLEPADLO	
&EFS=V1WC2+V1UC164/10	Weld power distribution 480 VAC		12/2/2022	MKLEPADLO	
&EFS=V1WC3+V1UC11/1	Power Distribution 120 VAC (Above Disconnect)		12/2/2022	MKLEPADLO	
&EFS=V1WC3+V1UC11/2	Power Distribution 120 VAC (Below Disconnect)		12/2/2022	MKLEPADLO	
&EFS=V1WC3+V1UC11/3	Power Distribution 120 VAC (Below Disconnect)		12/2/2022	MKLEPADLO	
&EFS=V1WC3+V1UC11/4	Power distribution 120 VAC monitoring (Above Disconnect)		12/2/2022	MKLEPADLO	
&EFS=V1WC3+V1UC12/1	Power Distribution 120 VAC (Above Disconnect)		12/2/2022	MKLEPADLO	
&EFS=V1WC3+V1UC12/2	Power Distribution 120 VAC (Below Disconnect)		12/2/2022	MKLEPADLO	
&EFS=V1WC3+V1UC12/3	Power Distribution 120 VAC (Below Disconnect)		12/2/2022	MKLEPADLO	
&EFS=V1WC3+V1UC12/4	Power distribution 120 VAC monitoring (Above Disconnect)		12/2/2022	MKLEPADLO	

			Date	12/6/2022	Volvo Trucks North America		Valiant TMS	Table of contents : &EFS=V1WC1+V1UC12/1 - &EFS=V1WC3+V1UC12/4	Drawing name:	=	
			Ed.	MKLEPADLO						+	
			Appr		P6700 Firewall - Cell 2V05				Document type: EAB	Project nr: 22-16143	Page 15
Modification	Date	Name	Original		Replacement of	Replaced by	Scale 1:1				1019

0 1 2 3 4 5 6 7 8 9

Table of contents

Column X: An automatically generated page was edited

F06_001

Page	Page description	supplementary page field	Date	Edited by	X
&EFS=V1WC3+V1UC14/1	Power distribution 120 VAC		12/2/2022	MKLEPADLO	
&EFS=V1WC3+V1UC14/2	Monitoring 120VAC		11/26/2022	MKLEPADLO	
&EFS=V1WC3+V1UC15/1	Power distribution 120 VAC		12/2/2022	MKLEPADLO	
&EFS=V1WC3+V1UC15/2	Monitoring 120VAC		12/2/2022	MKLEPADLO	
&EFS=V1WC4+V1UC11/1	Power distribution 24VDC (Above Disconnect)		12/2/2022	MKLEPADLO	
&EFS=V1WC4+V1UC11/2	Power distribution 24VDC HL+		12/2/2022	MKLEPADLO	
&EFS=V1WC4+V1UC11/3	Power distribution 24VDC 1L+		12/2/2022	MKLEPADLO	
&EFS=V1WC4+V1UC11/4	Power distribution 24VDC 2L+		12/2/2022	MKLEPADLO	
&EFS=V1WC4+V1UC11/5	Power distribution 24VDC 3L+		12/2/2022	MKLEPADLO	
&EFS=V1WC4+V1UC11/6	Power distribution 24VDC 4L+		12/2/2022	MKLEPADLO	
&EFS=V1WC4+V1UC11/7	Power distribution 24VDC 5L+		12/2/2022	MKLEPADLO	
&EFS=V1WC4+V1UC11/8	Power distribution 24VDC 6L+		12/2/2022	MKLEPADLO	
&EFS=V1WC4+V1UC11/9	Power distribution 24VDC 7L+		12/2/2022	MKLEPADLO	
&EFS=V1WC4+V1UC11/10	Power distribution 24VDC 8L+		12/2/2022	MKLEPADLO	
&EFS=V1WC4+V1UC11/11	Power distribution 24VDC (Below Disconnect)		12/2/2022	MKLEPADLO	
&EFS=V1WC4+V1UC11/12	Power distribution 24VDC 11L+		12/2/2022	MKLEPADLO	
&EFS=V1WC4+V1UC11/13	Power distribution 24VDC 12L+		12/2/2022	MKLEPADLO	
&EFS=V1WC4+V1UC11/14	Power distribution 24VDC 13L+		12/2/2022	MKLEPADLO	
&EFS=V1WC4+V1UC11/15	Power distribution 24VDC 14L+		12/2/2022	MKLEPADLO	
&EFS=V1WC4+V1UC11/16	Power distribution 24VDC 15L+		12/2/2022	MKLEPADLO	
&EFS=V1WC4+V1UC11/17	Power distribution 24VDC 16L+		12/2/2022	MKLEPADLO	
&EFS=V1WC4+V1UC11/18	Power distribution 24VDC 17L+		12/2/2022	MKLEPADLO	
&EFS=V1WC4+V1UC11/19	Power distribution 24VDC 18L+		12/2/2022	MKLEPADLO	
&EFS=V1WC4+V1UC11/20	24VDC Unswitched Power 1		12/2/2022	MKLEPADLO	
&EFS=V1WC4+V1UC11/21	24VDC Unswitched Power 2		12/2/2022	MKLEPADLO	
&EFS=V1WC4+V1UC11/22	24VDC Unswitched Power 3		12/2/2022	MKLEPADLO	
&EFS=V1WC4+V1UC11/23	24VDC Unswitched Power 4		12/2/2022	MKLEPADLO	
&EFS=V1WC4+V1UC11/24	24VDC Switched Power 1		12/2/2022	MKLEPADLO	
&EFS=V1WC4+V1UC11/25	24VDC Switched Power 2		12/2/2022	MKLEPADLO	
&EFS=V1WC4+V1UC11/26	24VDC Switched Power 3		12/2/2022	MKLEPADLO	
&EFS=V1WC4+V1UC11/27	24VDC Switched Power 4		12/2/2022	MKLEPADLO	
&EFS=V1WC4+V1UC12/1	Power distribution 24VDC (Above Disconnect)		12/2/2022	MKLEPADLO	
&EFS=V1WC4+V1UC12/2	Power distribution 24VDC HL+		12/2/2022	MKLEPADLO	

Table of contents

Column X: An automatically generated page was edited

F06_001

Page	Page description	supplementary page field	Date	Edited by	X
&EFS=V1WC4+V1UC12/3	Power distribution 24VDC 1L+		12/2/2022	MKLEPADLO	
&EFS=V1WC4+V1UC12/4	Power distribution 24VDC 2L+		12/2/2022	MKLEPADLO	
&EFS=V1WC4+V1UC12/5	Power distribution 24VDC 3L+		12/2/2022	MKLEPADLO	
&EFS=V1WC4+V1UC12/6	Power distribution 24VDC 4L+		12/2/2022	MKLEPADLO	
&EFS=V1WC4+V1UC12/7	Power distribution 24VDC 5L+		12/2/2022	MKLEPADLO	
&EFS=V1WC4+V1UC12/8	Power distribution 24VDC 6L+		12/2/2022	MKLEPADLO	
&EFS=V1WC4+V1UC12/9	Power distribution 24VDC 7L+		12/2/2022	MKLEPADLO	
&EFS=V1WC4+V1UC12/10	Power distribution 24VDC 8L+		12/2/2022	MKLEPADLO	
&EFS=V1WC4+V1UC12/11	Power distribution 24VDC (Below Disconnect)		12/2/2022	MKLEPADLO	
&EFS=V1WC4+V1UC12/12	Power distribution 24VDC 11L+		12/2/2022	MKLEPADLO	
&EFS=V1WC4+V1UC12/13	Power distribution 24VDC 12L+		12/2/2022	MKLEPADLO	
&EFS=V1WC4+V1UC12/14	Power distribution 24VDC 13L+		12/2/2022	MKLEPADLO	
&EFS=V1WC4+V1UC12/15	Power distribution 24VDC 14L+		12/2/2022	MKLEPADLO	
&EFS=V1WC4+V1UC12/16	Power distribution 24VDC 15L+		12/2/2022	MKLEPADLO	
&EFS=V1WC4+V1UC12/17	Power distribution 24VDC 16L+		12/2/2022	MKLEPADLO	
&EFS=V1WC4+V1UC12/18	Power distribution 24VDC 17L+		12/2/2022	MKLEPADLO	
&EFS=V1WC4+V1UC12/19	Power distribution 24VDC 18L+		12/2/2022	MKLEPADLO	
&EFS=V1WC4+V1UC12/20	24VDC Unswitched Power 1		12/2/2022	MKLEPADLO	
&EFS=V1WC4+V1UC12/21	24VDC Unswitched Power 2		12/2/2022	MKLEPADLO	
&EFS=V1WC4+V1UC12/22	24VDC Unswitched Power 3		12/2/2022	MKLEPADLO	
&EFS=V1WC4+V1UC12/23	24VDC Unswitched Power 4		12/2/2022	MKLEPADLO	
&EFS=V1WC4+V1UC12/24	24VDC Switched Power 1		12/2/2022	MKLEPADLO	
&EFS=V1WC4+V1UC12/25	24VDC Switched Power 2		12/2/2022	MKLEPADLO	
&EFS=V1WC4+V1UC12/26	24VDC Switched Power 3		12/2/2022	MKLEPADLO	
&EFS=V1WC4+V1UC12/27	24VDC Switched Power 4		12/2/2022	MKLEPADLO	
&EFS=V1WC4+V1UC14/1	Power distribution 24VDC for Inputs		11/26/2022	MKLEPADLO	
&EFS=V1WC4+V1UC14/2	Power distribution 24VDC 1L+		11/26/2022	MKLEPADLO	
&EFS=V1WC4+V1UC14/3	Power distribution 24VDC 2L+		12/2/2022	MKLEPADLO	
&EFS=V1WC4+V1UC14/4	Power distribution 24VDC 3L+		11/26/2022	MKLEPADLO	
&EFS=V1WC4+V1UC14/5	Power distribution 24VDC 4L+		11/26/2022	MKLEPADLO	
&EFS=V1WC4+V1UC14/6	Power distribution 24VDC 5L+		11/26/2022	MKLEPADLO	
&EFS=V1WC4+V1UC14/7	Power distribution 24VDC 6L+		12/2/2022	MKLEPADLO	
&EFS=V1WC4+V1UC14/8	Power distribution 24VDC 7L+		12/2/2022	MKLEPADLO	

			Date	12/6/2022	Volvo Trucks North America		Valiant TMS	Table of contents : &EFS=V1WC4+V1UC12/3 - &EFS=V1WC4+V1UC14/8	Drawing name:	=	
			Ed.	MKLEPADLO						+	
			Appr		P6700 Firewall - Cell 2V05				Document type:	Project nr:	Page 17
Modification	Date	Name	Original		Replacement of	Replaced by	Scale 1:1		EAB	22-16143	1019

Table of contents

Column X: An automatically generated page was edited

F06_001

Page	Page description	supplementary page field	Date	Edited by	X
&EFS=V1WC4+V1UC14/9	Power distribution 24VDC 8L+		12/2/2022	MKLEPADLO	
&EFS=V1WC4+V1UC14/11	Power distribution 24VDC (Below Disconnect)		12/2/2022	MKLEPADLO	
&EFS=V1WC4+V1UC14/12	Power distribution 24VDC 11L+		12/2/2022	MKLEPADLO	
&EFS=V1WC4+V1UC14/13	Power distribution 24VDC 12L+		12/2/2022	MKLEPADLO	
&EFS=V1WC4+V1UC14/14	Power distribution 24VDC 13L+		12/2/2022	MKLEPADLO	
&EFS=V1WC4+V1UC14/15	Power distribution 24VDC 14L+		12/2/2022	MKLEPADLO	
&EFS=V1WC4+V1UC14/16	Power distribution 24VDC 15L+		12/2/2022	MKLEPADLO	
&EFS=V1WC4+V1UC14/17	Power distribution 24VDC 16L+		12/2/2022	MKLEPADLO	
&EFS=V1WC4+V1UC14/18	Power distribution 24VDC 17L+		12/2/2022	MKLEPADLO	
&EFS=V1WC4+V1UC14/19	Power distribution 24VDC 18L+		12/2/2022	MKLEPADLO	
&EFS=V1WC4+V1UC14/20	24VDC Switched Power 1		12/2/2022	MKLEPADLO	
&EFS=V1WC4+V1UC14/21	24VDC Switched Power 2		12/2/2022	MKLEPADLO	
&EFS=V1WC4+V1UC14/22	24VDC Switched Power 3		12/2/2022	MKLEPADLO	
&EFS=V1WC4+V1UC14/23	24VDC Switched Power 4		12/2/2022	MKLEPADLO	
&EFS=V1WC4+V1UC15/1	Power distribution 24VDC for Inputs		12/2/2022	MKLEPADLO	
&EFS=V1WC4+V1UC15/2	Power distribution 24VDC 1L+		12/2/2022	MKLEPADLO	
&EFS=V1WC4+V1UC15/3	Power distribution 24VDC 2L+		12/2/2022	MKLEPADLO	
&EFS=V1WC4+V1UC15/4	Power distribution 24VDC 3L+		12/2/2022	MKLEPADLO	
&EFS=V1WC4+V1UC15/5	Power distribution 24VDC 4L+		12/2/2022	MKLEPADLO	
&EFS=V1WC4+V1UC15/6	Power distribution 24VDC 5L+		12/2/2022	MKLEPADLO	
&EFS=V1WC4+V1UC15/7	Power distribution 24VDC 6L+		12/2/2022	MKLEPADLO	
&EFS=V1WC4+V1UC15/8	Power distribution 24VDC 7L+		12/2/2022	MKLEPADLO	
&EFS=V1WC4+V1UC15/9	Power distribution 24VDC 8L+		12/2/2022	MKLEPADLO	
&EFS=V1WC4+V1UC15/11	Power distribution 24VDC (Below Disconnect)		12/2/2022	MKLEPADLO	
&EFS=V1WC4+V1UC15/12	Power distribution 24VDC 11L+		12/2/2022	MKLEPADLO	
&EFS=V1WC4+V1UC15/13	Power distribution 24VDC 12L+		12/2/2022	MKLEPADLO	
&EFS=V1WC4+V1UC15/14	Power distribution 24VDC 13L+		12/2/2022	MKLEPADLO	
&EFS=V1WC4+V1UC15/15	Power distribution 24VDC 14L+		12/2/2022	MKLEPADLO	
&EFS=V1WC4+V1UC15/16	Power distribution 24VDC 15L+		12/2/2022	MKLEPADLO	
&EFS=V1WC4+V1UC15/17	Power distribution 24VDC 16L+		12/2/2022	MKLEPADLO	
&EFS=V1WC4+V1UC15/18	Power distribution 24VDC 17L+		12/2/2022	MKLEPADLO	
&EFS=V1WC4+V1UC15/19	Power distribution 24VDC 18L+		12/2/2022	MKLEPADLO	
&EFS=V1WC4+V1UC15/20	24VDC Switched Power 1		12/2/2022	MKLEPADLO	

			Date	12/6/2022	Volvo Trucks North America		Valiant TMS	Table of contents : &EFS=V1WC4+V1UC14/9 - &EFS=V1WC4+V1UC15/20	Drawing name:	=	
			Ed.	MKLEPADLO						+	
			Appr		P6700 Firewall - Cell 2V05				Document type: EAB	Project nr: 22-16143	Page 18
Modification	Date	Name	Original		Replacement of	Replaced by	Scale 1:1				1019

Table of contents

Column X: An automatically generated page was edited F06_001

Page	Page description	supplementary page field	Date	Edited by	X
&EFS=V1WC4+V1UC15/21	24VDC Switched Power 2		12/2/2022	MKLEPADLO	
&EFS=V1WC4+V1UC15/22	24VDC Switched Power 3		12/2/2022	MKLEPADLO	
&EFS=V1WC4+V1UC15/23	24VDC Switched Power 4		12/2/2022	MKLEPADLO	
&EFS=V1WC4+V1UC32/1	Incomming power supply 24 VDC		12/2/2022	MKLEPADLO	
&EFS=V1WC4+V1UC32/2	Power distribution 24VDC 1L+		12/2/2022	MKLEPADLO	
&EFS=V1WC4+V1UC32/3	Monitoring 24VDC		12/2/2022	MKLEPADLO	
&EFS=V1WC4+V1UC33/1	Incomming power supply 24 VDC		12/2/2022	MKLEPADLO	
&EFS=V1WC4+V1UC33/2	Power distribution 24VDC 1L+		12/2/2022	MKLEPADLO	
&EFS=V1WC4+V1UC33/3	Monitoring 24VDC		12/2/2022	MKLEPADLO	
&EFS=V1UN1PF1+V1UN1/2	Station Dome Light		12/14/2022	MKLEPADLO	
&ELU=KF0+UC31/1	LAYOUT		12/2/2022	MKLEPADLO	
&ELU=KF0+UC31/2	Layout UC31 External View		11/26/2022	MKLEPADLO	
&ELU=KF0+UC31/3	Layout UC31 Internal View		12/16/2022	KMAFFRE	
&ELU=V1PZ1PF1+V1UC61/1	Layout UC61 SL External View		11/26/2022	MKLEPADLO	
&ELU=V1PZ1PF1+V1UC61/2	Layout UC61 SL Internal View		11/26/2022	MKLEPADLO	
&ELU=V1PZ1PF2+V1UC62/1	Layout UC62 SL External View		11/26/2022	MKLEPADLO	
&ELU=V1PZ1PF2+V1UC62/2	Layout UC62 SL Internal View		11/26/2022	MKLEPADLO	
&ELU=V1SF0PG1+V1UC32/1	Layout UC32 SOP External View		12/16/2022	KMAFFRE	
&ELU=V1SF0PG1+V1UC32/2	Layout UC32 SOP Internal View		11/26/2022	MKLEPADLO	
&ELU=V1SF0PG2+V1UC33/1	Layout UC33 SOP External View		12/16/2022	KMAFFRE	
&ELU=V1SF0PG2+V1UC33/2	Layout UC33 SOP Internal View		11/26/2022	MKLEPADLO	
&ELU=V1SF0PG3+V1UC51/1	Layout UC51 OD External View		11/26/2022	MKLEPADLO	
&ELU=V1SF0PG4+V1UC52/1	Layout UC52 OD External View		11/26/2022	MKLEPADLO	
&ELU=V1SF0SF1+V1UC71/1	LAYOUT UC71 RB EXTERNAL VIEW		11/26/2022	MKLEPADLO	
&ELU=V1SF0SF2+V1UC72/1	LAYOUT UC72 RB EXTERNAL VIEW		11/26/2022	MKLEPADLO	
&ELU=V1UC11+V1UC11/1	Layout UC11 PDP External View		11/26/2022	MKLEPADLO	
&ELU=V1UC11+V1UC11/2	Layout UC11 PDP Internal View		11/26/2022	MKLEPADLO	
&ELU=V1UC12+V1UC12/1	Layout UC12 PDP External View		11/26/2022	MKLEPADLO	
&ELU=V1UC12+V1UC12/2	Layout UC12 PDP Internal View		11/26/2022	MKLEPADLO	
&ELU=V1UC14+V1UC14/1	Layout UC14 RIO External View		11/26/2022	MKLEPADLO	
&ELU=V1UC14+V1UC14/2	Layout UC14 RIO Internal Controls View		11/26/2022	MKLEPADLO	
&ELU=V1UC15+V1UC15/1	Layout UC15 RIO External View		11/26/2022	MKLEPADLO	
&ELU=V1UC15+V1UC15/2	Layout UC15 RIO Internal Controls View		11/26/2022	MKLEPADLO	

Table of contents

Column X: An automatically generated page was edited

F06_001

Page	Page description	supplementary page field	Date	Edited by	X
&EMC/1	Cable overview		11/26/2022	MKLEPADLO	
&EMC/2	Cable overview		12/2/2022	MKLEPADLO	
&EMC/3	Cable overview		12/2/2022	MKLEPADLO	
&EMC/4	Cable overview		12/2/2022	MKLEPADLO	
&EMC/5	Cable overview		12/2/2022	MKLEPADLO	
&EMC/6	Cable overview		12/2/2022	MKLEPADLO	
&EMC/7	Cable overview		12/2/2022	MKLEPADLO	
&EMC/8	Cable overview		12/2/2022	MKLEPADLO	
&EMC/9	Cable overview		12/2/2022	MKLEPADLO	
&EMC/10	Cable overview		12/2/2022	MKLEPADLO	
&EMC/11	Cable overview		12/2/2022	MKLEPADLO	
&EMC/12	Cable overview		12/2/2022	MKLEPADLO	
&EMC/13	Cable overview		12/2/2022	MKLEPADLO	
&EMC/14	Cable overview		12/6/2022	MKLEPADLO	
&EMC/15	Cable overview		12/6/2022	MKLEPADLO	
&EMC/16	Cable overview		12/6/2022	MKLEPADLO	
&EMC/17	Cable overview		12/6/2022	MKLEPADLO	
&EPB/1	Parts list : TS 35_7,5 - TS 35_7,5		11/26/2022	MKLEPADLO	
&EPB+KH0/1	Parts list : TUR.BS 8251-0/PG9 - TUR.BS 8251-0/PG9		11/26/2022	MKLEPADLO	
&EPB+UC31/1	Parts list : US2.ECGB5 - SIE.6EP3336-7SB00-3AX0		12/12/2022	MKLEPADLO	
&EPB+UC31UC91/1	Parts list : ABB.1SFA619550R1051 - ABB.1SFA619100R1023		11/26/2022	MKLEPADLO	
&EPB+UC31UC92/1	Parts list : ABB.1SFA619100R1111 - ABB.1SFA619200R1016		11/26/2022	MKLEPADLO	
&EPB+UC32/1	Parts list : ABB.1SFA619550R1051 - ABB.1SFA616915R1005		11/26/2022	MKLEPADLO	
&EPB+UC33/1	Parts list : ABB.1SFA619550R1051 - ABB.1SFA616915R1005		11/26/2022	MKLEPADLO	
&EPB+V1AR11UQ41/1	Parts list : TUR.1625891 - FES.549335		11/26/2022	MKLEPADLO	
&EPB+V1AR11UQ41UQ1.1/1	Parts list : TUN.1324638 - TUN.1324638		11/26/2022	MKLEPADLO	
&EPB+V1AR11UQ41UQ1.2/1	Parts list : TUN.1324638 - TUN.1324638		11/26/2022	MKLEPADLO	
&EPB+V1AR11UQ41UQ1.3/1	Parts list : TUN.1324638 - TUN.1324638		11/26/2022	MKLEPADLO	
&EPB+V1AR11UQ41UQ1.4/1	Parts list : TUN.1324638 - TUN.1324638		11/26/2022	MKLEPADLO	
&EPB+V1AR11UQ41UQ1.5/1	Parts list : TUN.1324638 - TUN.1324638		11/26/2022	MKLEPADLO	
&EPB+V1AR11UQ41UQ1.6/1	Parts list : TUN.1324638 - TUN.1324638		11/26/2022	MKLEPADLO	
&EPB+V1AR12UQ41/1	Parts list : TUR.1625891 - FES.549335		11/26/2022	MKLEPADLO	
&EPB+V1AR12UQ41UQ1.1/1	Parts list : TUR.1650110 - TUR.1650110		11/26/2022	MKLEPADLO	

			Date	12/12/2022	Volvo Trucks North America		Valiant TMS	Table of contents : &EMC/1 - &EPB+V1AR12UQ41UQ1.1/1	Drawing name:	=	
			Ed.	MKLEPADLO						+	
			Appr		P6700 Firewall - Cell 2V05				Document type: EAB	Project nr: 22-16143	Page 20
Modification	Date	Name	Original		Replacement of	Replaced by	Scale 1:1				1019

Table of contents

Column X: An automatically generated page was edited F06_001

Page	Page description	supplementary page field	Date	Edited by	X
&EPB+V1AR12UQ41UQ1.2/1	Parts list : TUR.1650110 - TUR.1650110		11/26/2022	MKLEPADLO	
&EPB+V1AR12UQ41UQ2.1/1	Parts list : TUN.1324638 - TUN.1324638		11/26/2022	MKLEPADLO	
&EPB+V1AR12UQ41UQ2.2/1	Parts list : TUN.1324638 - TUN.1324638		11/26/2022	MKLEPADLO	
&EPB+V1AR12UQ41UQ2.3/1	Parts list : TUN.1324638 - TUN.1324638		11/26/2022	MKLEPADLO	
&EPB+V1AR12UQ41UQ2.4/1	Parts list : TUN.1324638 - TUN.1324638		11/26/2022	MKLEPADLO	
&EPB+V1AR13UQ41/1	Parts list : TUR.1625891 - FES.549335		11/26/2022	MKLEPADLO	
&EPB+V1AR13UQ41UQ1.1/1	Parts list : TUN.1324638 - TUN.1324638		11/26/2022	MKLEPADLO	
&EPB+V1AR13UQ41UQ1.2/1	Parts list : TUN.1324638 - TUN.1324638		11/26/2022	MKLEPADLO	
&EPB+V1AR13UQ41UQ1.3/1	Parts list : TUN.1324638 - TUN.1324638		11/26/2022	MKLEPADLO	
&EPB+V1AR13UQ41UQ1.4/1	Parts list : TUN.1324638 - TUN.1324638		11/26/2022	MKLEPADLO	
&EPB+V1AR13UQ41UQ1.5/1	Parts list : TUN.1324638 - TUN.1324638		11/26/2022	MKLEPADLO	
&EPB+V1AR14UQ41/1	Parts list : TUR.1625891 - FES.549335		11/26/2022	MKLEPADLO	
&EPB+V1AR14UQ41UQ1.1/1	Parts list : TUN.1324638 - TUN.1324638		11/26/2022	MKLEPADLO	
&EPB+V1AR14UQ41UQ1.2/1	Parts list : TUN.1324638 - TUN.1324638		11/26/2022	MKLEPADLO	
&EPB+V1AR14UQ41UQ1.3/1	Parts list : TUN.1324638 - TUN.1324638		11/26/2022	MKLEPADLO	
&EPB+V1AR14UQ41UQ1.4/1	Parts list : TUN.1324638 - TUN.1324638		11/26/2022	MKLEPADLO	
&EPB+V1AR14UQ41UQ1.5/1	Parts list : TUN.1324638 - TUN.1324638		11/26/2022	MKLEPADLO	
&EPB+V1AR21XQ11UC01/1	Parts list : ABB.2CMA193115R1000 - ABB.2CMA193115R1000		11/26/2022	MKLEPADLO	
&EPB+V1AR22XQ11UC01/1	Parts list : ABB.2CMA193115R1000 - ABB.2CMA193115R1000		11/26/2022	MKLEPADLO	
&EPB+V1AR23XQ11UC01/1	Parts list : ABB.2CMA193115R1000 - ABB.2CMA193115R1000		11/26/2022	MKLEPADLO	
&EPB+V1AR24XQ11UC01/1	Parts list : ABB.2CMA193115R1000 - ABB.2CMA193115R1000		11/26/2022	MKLEPADLO	
&EPB+V1AR25XQ11UC01/1	Parts list : ABB.2CMA193115R1000 - ABB.2CMA193115R1000		11/26/2022	MKLEPADLO	
&EPB+V1AR26XQ11UC01/1	Parts list : ABB.2CMA193115R1000 - ABB.2CMA193115R1000		11/26/2022	MKLEPADLO	
&EPB+V1AR27XQ11UC01/1	Parts list : ABB.2CMA193115R1000 - ABB.2CMA193115R1000		11/26/2022	MKLEPADLO	
&EPB+V1AR28XQ11UC01/1	Parts list : ABB.2CMA193115R1000 - ABB.2CMA193115R1000		11/26/2022	MKLEPADLO	
&EPB+V1AR29XQ11UC01/1	Parts list : ABB.2CMA193115R1000 - ABB.2CMA193115R1000		11/26/2022	MKLEPADLO	
&EPB+V1AR41UQ41/1	Parts list : TUR.1625891 - FES.549335		11/26/2022	MKLEPADLO	
&EPB+V1AR41UQ41UQ1.1/1	Parts list : WEL.WWS001A - WEL.WWS001A		11/26/2022	MKLEPADLO	
&EPB+V1AR41UQ41UQ1.2/1	Parts list : WEL.WWS001A - WEL.WWS001A		11/26/2022	MKLEPADLO	
&EPB+V1AR41UQ41UQ2.1/1	Parts list : TUN.1324638 - TUN.1324638		11/26/2022	MKLEPADLO	
&EPB+V1AR41UQ41UQ2.2/1	Parts list : TUN.1324638 - TUN.1324638		11/26/2022	MKLEPADLO	
&EPB+V1AR41UQ41UQ2.3/1	Parts list : TUN.1324638 - TUN.1324638		11/26/2022	MKLEPADLO	
&EPB+V1AR41UQ41UQ2.4/1	Parts list : TUN.1324638 - TUN.1324638		11/26/2022	MKLEPADLO	

Table of contents

Column X: An automatically generated page was edited F06_001

Page	Page description	supplementary page field	Date	Edited by	X
&EPB+V1AR41UQ41UQ2.5/1	Parts list : TUN.1324638 - TUN.1324638		11/26/2022	MKLEPADLO	
&EPB+V1AR41UQ41UQ2.6/1	Parts list : TUN.1324638 - TUN.1324638		11/26/2022	MKLEPADLO	
&EPB+V1AR41UQ41UQ2.7/1	Parts list : TUN.1324638 - TUN.1324638		11/26/2022	MKLEPADLO	
&EPB+V1AR41XQ11UC01/1	Parts list : ABB.2CMA193115R1000 - ABB.2CMA193115R1000		11/26/2022	MKLEPADLO	
&EPB+V1AR42UQ41/1	Parts list : TUR.1625891 - FES.549335		11/26/2022	MKLEPADLO	
&EPB+V1AR42UQ41UQ1.1/1	Parts list : TUR.1650110 - TUR.1650110		11/26/2022	MKLEPADLO	
&EPB+V1AR42UQ41UQ1.2/1	Parts list : TUR.1650110 - TUR.1650110		11/26/2022	MKLEPADLO	
&EPB+V1AR42UQ41UQ1.3/1	Parts list : WEL.WWS001A - WEL.WWS001A		11/26/2022	MKLEPADLO	
&EPB+V1AR42UQ41UQ1.4/1	Parts list : WEL.WWS001A - WEL.WWS001A		11/26/2022	MKLEPADLO	
&EPB+V1AR42UQ41UQ2.1/1	Parts list : TUN.1324633 - TUN.1324633		11/26/2022	MKLEPADLO	
&EPB+V1AR42UQ41UQ2.2/1	Parts list : TUN.1324633 - TUN.1324633		11/26/2022	MKLEPADLO	
&EPB+V1AR42UQ41UQ3.1/1	Parts list : TUN.1324633 - TUN.1324633		11/26/2022	MKLEPADLO	
&EPB+V1AR42UQ41UQ3.2/1	Parts list : TUN.1324644 - TUN.1324644		11/26/2022	MKLEPADLO	
&EPB+V1AR42UQ41UQ4.1/1	Parts list : TUN.1324633 - TUN.1324633		11/26/2022	MKLEPADLO	
&EPB+V1AR42UQ41UQ4.2/1	Parts list : TUN.1324644 - TUN.1324644		11/26/2022	MKLEPADLO	
&EPB+V1AR42XQ11UC01/1	Parts list : ABB.2CMA193115R1000 - ABB.2CMA193115R1000		11/26/2022	MKLEPADLO	
&EPB+V1AR51XQ51UC01/1	Parts list : ABB.2CMA193115R1000 - ABB.2CMA193115R1000		11/26/2022	MKLEPADLO	
&EPB+V1AR52XQ51UC01/1	Parts list : ABB.2CMA193115R1000 - ABB.2CMA193115R1000		11/26/2022	MKLEPADLO	
&EPB+V1AR211XQ11UC01/1	Parts list : ABB.2CMA193115R1000 - RIT.4115000		11/26/2022	MKLEPADLO	
&EPB+V1AR212XQ11UC01/1	Parts list : ABB.2CMA193115R1000 - ABB.2CMA193115R1000		11/26/2022	MKLEPADLO	
&EPB+V1AR213XQ11UC01/1	Parts list : ABB.2CMA193115R1000 - ABB.2CMA193115R1000		11/26/2022	MKLEPADLO	
&EPB+V1FQ1/1	Parts list : SICK.1100408 - BAN.SLSCP30-1200P44NT		12/2/2022	MKLEPADLO	
&EPB+V1FQ1BG1/1	Parts list : EUC.MGB-L2B-PNA-L-121863 - EUC.MGB-E-A2-106051		11/26/2022	MKLEPADLO	
&EPB+V1FQ1BG2/1	Parts list : EUC.MGB-L2B-PNA-L-121863 - EUC.MGB-E-A2-106051		11/26/2022	MKLEPADLO	
&EPB+V1FQ1BG3/1	Parts list : EUC.MGB-L2B-PNA-R-121859 - EUC.MGB-E-A2-106051		11/26/2022	MKLEPADLO	
&EPB+V1FQ1BG4/1	Parts list : EUC.MGB-L2B-PNA-R-121859 - EUC.MGB-E-A2-106051		11/26/2022	MKLEPADLO	
&EPB+V1FQ1BG5/1	Parts list : EUC.MGB-L2B-PNA-R-121859 - EUC.MGB-E-A2-106051		11/26/2022	MKLEPADLO	
&EPB+V1FQ1BG6/1	Parts list : EUC.MGB-L2B-PNA-L-121863 - EUC.MGB-E-A2-106051		11/26/2022	MKLEPADLO	
&EPB+V1GL1/1	Parts list : FES.548755 - TUR.BS 4151-0/9		11/26/2022	MKLEPADLO	
&EPB+V1GL1UQ51/1	Parts list : TUR.1644979 - FES.549335		11/26/2022	MKLEPADLO	
&EPB+V1GL1UQ51/2	Parts list : TUR.RSM-2RKM 50 - TUR.RSM-2RKM 50		12/2/2022	MKLEPADLO	
&EPB+V1GL1UQ51UQ1.1/1	Parts list : TUR.4570890 - TUR.VB2-FSM 4.4/2FKM 4/S3450		12/2/2022	MKLEPADLO	
&EPB+V1GL1UQ51UQ1.2/1	Parts list : TUR.4570890 - TUR.VB2-FSM 4.4/2FKM 4/S3450		12/2/2022	MKLEPADLO	

Table of contents

Column X: An automatically generated page was edited F06_001

Page	Page description	supplementary page field	Date	Edited by	X
&EPB+V1GL1UQ51UQ1.3/1	Parts list : TUR.4570890 - TUR.VB2-FSM 4.4/2FKM 4/S3450		12/2/2022	MKLEPADLO	
&EPB+V1GL1UQ51UQ2.1/1	Parts list : TUN.1329440 - TUN.1329440		11/26/2022	MKLEPADLO	
&EPB+V1GL1UQ51UQ2.2/1	Parts list : TUN.1324638 - TUN.1324638		11/26/2022	MKLEPADLO	
&EPB+V1GL1UQ51UQ2.3/1	Parts list : TUN.1324638 - TUN.1324638		11/26/2022	MKLEPADLO	
&EPB+V1GL1UQ51UQ3.1/1	Parts list : WEL.WWA001A - WEL.WWA001A		11/26/2022	MKLEPADLO	
&EPB+V1GL1UQ51UQ3.2/1	Parts list : WEL.WWA001A - WEL.WWA001A		11/26/2022	MKLEPADLO	
&EPB+V1GL1UQ51UQ3.3/1	Parts list : WEL.WWA001A - WEL.WWA001A		11/26/2022	MKLEPADLO	
&EPB+V1GL1UQ51UQ4.1/1	Parts list : TUN.1324644 - TUN.1324644		11/26/2022	MKLEPADLO	
&EPB+V1GL1UQ51UQ4.2/1	Parts list : TUN.1324644 - TUN.1324644		11/26/2022	MKLEPADLO	
&EPB+V1GL1UQ51UQ4.3/1	Parts list : TUN.1324638 - TUN.1324638		11/26/2022	MKLEPADLO	
&EPB+V1GL1UQ51UQ4.4/1	Parts list : TUN.1324638 - TUN.1324638		11/26/2022	MKLEPADLO	
&EPB+V1GL1UQ51UQ4.5/1	Parts list : TUN.1324644 - TUN.1324644		11/26/2022	MKLEPADLO	
&EPB+V1GL1UQ51UQ5.1/1	Parts list : TUN.1324644 - TUN.1324644		11/26/2022	MKLEPADLO	
&EPB+V1GL1UQ51UQ5.2/1	Parts list : TUN.1324644 - TUN.1324644		11/26/2022	MKLEPADLO	
&EPB+V1GL1UQ51UQ6.1/1	Parts list : SMC.D-M9PW - TUR.VB2-FSM 4.4/2FKM 4/S3450		12/2/2022	MKLEPADLO	
&EPB+V1GL1UQ51UQ6.2/1	Parts list : SMC.D-M9PW - TUR.VB2-FSM 4.4/2FKM 4/S3450		12/2/2022	MKLEPADLO	
&EPB+V1GL1UQ51UQ6.3/1	Parts list : WEL.WWS001A - WEL.WWS001A		11/26/2022	MKLEPADLO	
&EPB+V1GL1UQ51UQ6.4/1	Parts list : WEL.WWS001A - WEL.WWS001A		11/26/2022	MKLEPADLO	
&EPB+V1GL1UQ51UQ7.1/1	Parts list : TUR.1652920 - TUR.VB2-FSM 4.4/2FKM 4/S3450		12/2/2022	MKLEPADLO	
&EPB+V1GL1UQ51UQ7.2/1	Parts list : TUR.1652920 - TUR.VB2-FSM 4.4/2FKM 4/S3450		12/2/2022	MKLEPADLO	
&EPB+V1GL1UQ51UQ8.1/1	Parts list : TUN.1324638 - TUN.1324638		11/26/2022	MKLEPADLO	
&EPB+V1GL1UQ51UQ8.2/1	Parts list : TUN.1324638 - TUN.1324638		11/26/2022	MKLEPADLO	
&EPB+V1GL1UQ51UQ9.1/1	Parts list : TUN.1324644 - TUN.1324644		11/26/2022	MKLEPADLO	
&EPB+V1GL1UQ51UQ9.2/1	Parts list : TUN.1324644 - TUN.1324644		11/26/2022	MKLEPADLO	
&EPB+V1GL1UQ51UQ10.1/1	Parts list : TUN.1324644 - TUN.1324644		11/26/2022	MKLEPADLO	
&EPB+V1GL1UQ51UQ10.2/1	Parts list : TUN.1324644 - TUN.1324644		11/26/2022	MKLEPADLO	
&EPB+V1GL1UQ51UQ10.3/1	Parts list : TUN.1324638 - TUN.1324638		11/26/2022	MKLEPADLO	
&EPB+V1GL1UQ51UQ11.1/1	Parts list : TUN.1324644 - TUN.1324644		11/26/2022	MKLEPADLO	
&EPB+V1GL1UQ51UQ11.2/1	Parts list : TUN.1324644 - TUN.1324644		11/26/2022	MKLEPADLO	
&EPB+V1GL1UQ51UQ11.3/1	Parts list : TUN.1329440 - TUN.1329440		11/26/2022	MKLEPADLO	
&EPB+V1GL1UQ51UQ11.4/1	Parts list : TUN.1329440 - TUN.1329440		11/26/2022	MKLEPADLO	
&EPB+V1GL1UQ51UQ11.5/1	Parts list : TUN.1324644 - TUN.1324644		11/26/2022	MKLEPADLO	
&EPB+V1GL1UQ51UQ11.6/1	Parts list : TUN.1324644 - TUN.1324644		11/26/2022	MKLEPADLO	

Table of contents

Column X: An automatically generated page was edited F06_001

Page	Page description	supplementary page field	Date	Edited by	X
&EPB+V1GL1UQ51UQ12.1/1	Parts list : SMC.D-M9PW - TUR.VB2-FSM 4.4/2FKM 4/S3450		12/2/2022	MKLEPADLO	
&EPB+V1GL1UQ51UQ12.2/1	Parts list : SMC.D-M9PW - TUR.VB2-FSM 4.4/2FKM 4/S3450		12/2/2022	MKLEPADLO	
&EPB+V1GL2/1	Parts list : FES.548755 - TUR.BS 4151-0/9		11/26/2022	MKLEPADLO	
&EPB+V1GL2UQ51/1	Parts list : TUR.1644979 - TUR.RSM-2RKM 50		12/6/2022	MKLEPADLO	
&EPB+V1GL2UQ51UQ1.1/1	Parts list : WEL.WWS001A - WEL.WWS001A		11/26/2022	MKLEPADLO	
&EPB+V1GL2UQ51UQ1.2/1	Parts list : WEL.WWS001A - WEL.WWS001A		11/26/2022	MKLEPADLO	
&EPB+V1GL2UQ51UQ1.3/1	Parts list : WEL.WWS001A - WEL.WWS001A		11/26/2022	MKLEPADLO	
&EPB+V1GL2UQ51UQ1.4/1	Parts list : WEL.WWS001A - WEL.WWS001A		11/26/2022	MKLEPADLO	
&EPB+V1GL2UQ51UQ2.1/1	Parts list : TUN.1324638 - TUN.1324638		11/26/2022	MKLEPADLO	
&EPB+V1GL2UQ51UQ2.2/1	Parts list : TUN.1324638 - TUN.1324638		11/26/2022	MKLEPADLO	
&EPB+V1GL2UQ51UQ2.3/1	Parts list : TUN.1324638 - TUN.1324638		11/26/2022	MKLEPADLO	
&EPB+V1GL2UQ51UQ2.4/1	Parts list : TUN.1324638 - TUN.1324638		11/26/2022	MKLEPADLO	
&EPB+V1GL2UQ51UQ3.1/1	Parts list : TUN.1324638 - TUN.1324638		11/26/2022	MKLEPADLO	
&EPB+V1GL2UQ51UQ3.2/1	Parts list : TUN.1324638 - TUN.1324638		11/26/2022	MKLEPADLO	
&EPB+V1GL2UQ51UQ3.3/1	Parts list : TUN.1324638 - TUN.1324638		11/26/2022	MKLEPADLO	
&EPB+V1GL2UQ51UQ4.1/1	Parts list : TUN.1324638 - TUN.1324638		11/26/2022	MKLEPADLO	
&EPB+V1GL2UQ51UQ4.2/1	Parts list : TUN.1324638 - TUN.1324638		11/26/2022	MKLEPADLO	
&EPB+V1GL2UQ51UQ4.3/1	Parts list : TUN.1324638 - TUN.1324638		11/26/2022	MKLEPADLO	
&EPB+V1GL2UQ51UQ5.1/1	Parts list : WEL.WWS001A - WEL.WWS001A		11/26/2022	MKLEPADLO	
&EPB+V1GL2UQ51UQ5.2/1	Parts list : WEL.WWS001A - WEL.WWS001A		11/26/2022	MKLEPADLO	
&EPB+V1GL2UQ51UQ5.3/1	Parts list : WEL.WWS001A - WEL.WWS001A		11/26/2022	MKLEPADLO	
&EPB+V1GL2UQ51UQ5.4/1	Parts list : WEL.WWS001A - WEL.WWS001A		11/26/2022	MKLEPADLO	
&EPB+V1GL2UQ51UQ5.5/1	Parts list : WEL.WWS001A - WEL.WWS001A		11/26/2022	MKLEPADLO	
&EPB+V1GL2UQ51UQ6.1/1	Parts list : WEL.WWS001A - WEL.WWS001A		11/26/2022	MKLEPADLO	
&EPB+V1GL2UQ51UQ6.2/1	Parts list : WEL.WWS001A - WEL.WWS001A		11/26/2022	MKLEPADLO	
&EPB+V1GL2UQ51UQ7.1/1	Parts list : TUN.1324644 - TUN.1324644		11/26/2022	MKLEPADLO	
&EPB+V1GL2UQ51UQ7.2/1	Parts list : TUN.1324644 - TUN.1324644		11/26/2022	MKLEPADLO	
&EPB+V1GL2UQ51UQ8.1/1	Parts list : WEL.WWS001A - WEL.WWS001A		11/26/2022	MKLEPADLO	
&EPB+V1GL2UQ51UQ8.2/1	Parts list : WEL.WWS001A - WEL.WWS001A		11/26/2022	MKLEPADLO	
&EPB+V1GL2UQ51UQ9.1/1	Parts list : TUN.1324638 - TUN.1324638		11/26/2022	MKLEPADLO	
&EPB+V1GL2UQ51UQ9.2/1	Parts list : TUN.1324638 - TUN.1324638		11/26/2022	MKLEPADLO	
&EPB+V1GL2UQ51UQ9.3/1	Parts list : TUN.1324638 - TUN.1324638		11/26/2022	MKLEPADLO	
&EPB+V1GL2UQ51UQ9.4/1	Parts list : TUN.1324644 - TUN.1324644		11/26/2022	MKLEPADLO	

			Date	12/6/2022	Volvo Trucks North America		Valiant TMS	Table of contents : &EPB+V1GL1UQ51UQ12.1/1 - &EPB+V1GL2UQ51UQ9.4/1	Drawing name:	=	
			Ed.	MKLEPADLO						+	
			Appr		P6700 Firewall - Cell 2V05				Document type:	Project nr:	Page 24
Modification	Date	Name	Original		Replacement of	Replaced by	Scale 1:1		EAB	22-16143	1019

Table of contents

Column X: An automatically generated page was edited F06_001

Page	Page description	supplementary page field	Date	Edited by	X
&EPB+V1GL2UQ51UQ9.5/1	Parts list : TUN.1324644 - TUN.1324644		11/26/2022	MKLEPADLO	
&EPB+V1GL2UQ51UQ10.1/1	Parts list : TUN.1324638 - TUN.1324638		11/26/2022	MKLEPADLO	
&EPB+V1GL2UQ51UQ10.2/1	Parts list : TUN.1324638 - TUN.1324638		11/26/2022	MKLEPADLO	
&EPB+V1GL2UQ51UQ10.3/1	Parts list : TUN.1324644 - TUN.1324644		11/26/2022	MKLEPADLO	
&EPB+V1GL2UQ51UQ10.4/1	Parts list : TUN.1324644 - TUN.1324644		11/26/2022	MKLEPADLO	
&EPB+V1GL2UQ51UQ10.5/1	Parts list : TUN.1324644 - TUN.1324644		11/26/2022	MKLEPADLO	
&EPB+V1GL2UQ51UQ10.6/1	Parts list : TUN.1324644 - TUN.1324644		11/26/2022	MKLEPADLO	
&EPB+V1GL2UQ51UQ11.1/1	Parts list : TUN.1324644 - TUN.1324644		11/26/2022	MKLEPADLO	
&EPB+V1GL2UQ51UQ11.2/1	Parts list : TUN.1324644 - TUN.1324644		11/26/2022	MKLEPADLO	
&EPB+V1GL2UQ51UQ11.3/1	Parts list : TUN.1324644 - TUN.1324644		11/26/2022	MKLEPADLO	
&EPB+V1GL14UQ51/1	Parts list : TUR.16447411 - FES.549335		11/26/2022	MKLEPADLO	
&EPB+V1GL14UQ51UQ1.1/1	Parts list : TUR.16447411 - TUR.VB2-FSM 4.4/2FKM 4/S3450		11/26/2022	MKLEPADLO	
&EPB+V1GL14UQ51UQ2.1/1	Parts list : TUR.16447411 - TUR.VB2-FSM 4.4/2FKM 4/S3450		11/26/2022	MKLEPADLO	
&EPB+V1GL14UQ51UQ6.1/1	Parts list : TUR.16447411 - TUR.VB2-FSM 4.4/2FKM 4/S3450		11/26/2022	MKLEPADLO	
&EPB+V1PF1/1	Parts list : TUR.1627297 - FES.549335		11/26/2022	MKLEPADLO	
&EPB+V1PF1UQ1.1/1	Parts list : TUN.1324638 - TUN.1324638		11/26/2022	MKLEPADLO	
&EPB+V1UC11/1	Parts list : EMPD3FBCB-025A-M - SIE.5ST3010-0HG		11/26/2022	MKLEPADLO	
&EPB+V1UC11/2	Parts list : SIE.5SJ4103-7HG41 - RIT.4115000		12/2/2022	MKLEPADLO	
&EPB+V1UC12/1	Parts list : EMPD3FBCB-025A-M - SIE.5SJ4103-7HG41		11/26/2022	MKLEPADLO	
&EPB+V1UC12/2	Parts list : SIE.5ST3010-0HG - RIT.4115000		12/2/2022	MKLEPADLO	
&EPB+V1UC14/1	Parts list : SIE.6ES7155-6AA01-0BN0_subassembly - SIE.6EP3336-7SB00-3AX0		11/26/2022	MKLEPADLO	
&EPB+V1UC15/1	Parts list : SIE.6ES7155-6AA01-0BN0_subassembly - SIE.6EP3336-7SB00-3AX0		11/26/2022	MKLEPADLO	
&EPB+V1UC32/1	Parts list : SIE.6ES7155-6AA01-0BN0_subassembly - TUR.RSF 50-1M/NPT		11/26/2022	MKLEPADLO	
&EPB+V1UC33/1	Parts list : SIE.6ES7155-6AA01-0BN0_subassembly - TUR.RSF 50-1M/NPT		11/26/2022	MKLEPADLO	
&EPB+V1UC51/1	Parts list : SIE.6AV2124-0GC01-0AX0 - TUR.RJ45S FKSDED 423-0.5M		11/26/2022	MKLEPADLO	
&EPB+V1UC52/1	Parts list : TUR.RSF 50-1M/NPT - TUR.RJ45S FKSDED 423-0.5M		11/26/2022	MKLEPADLO	
&EPB+V1UC61/1	Parts list : SIE.8WD4408-0AA - TUR.RSF 106-2M/14.5/NPT/CS16486		11/26/2022	MKLEPADLO	
&EPB+V1UC62/1	Parts list : SIE.8WD4408-0AA - TUR.RSF 106-2M/14.5/NPT/CS16486		11/26/2022	MKLEPADLO	
&EPB+V1UC71/1	Parts list : BAN.SSA-EBM-12EB1Q8OTBB - BAN.SSA-EBM-12EB1Q8OTBB		11/26/2022	MKLEPADLO	
&EPB+V1UC72/1	Parts list : BAN.SSA-EBM-12EB1Q8OTBB - BAN.SSA-EBM-12EB1Q8OTBB		11/26/2022	MKLEPADLO	
&EPB+V1UC161/1	Parts list : CPB-E2G06-03 - RIT.4115000		11/26/2022	MKLEPADLO	
&EPB+V1UC162/1	Parts list : MB-231-03 - RIT.4115000		11/26/2022	MKLEPADLO	
&EPB+V1UC163/1	Parts list : MB-231-03 - RIT.4115000		11/26/2022	MKLEPADLO	

			Date	12/2/2022	Volvo Trucks North America		Valiant TMS	Table of contents : &EPB+V1GL2UQ51UQ9.5/1 - &EPB+V1UC163/1	Drawing name:	=	
			Ed.	MKLEPADLO						+	
			Appr		P6700 Firewall - Cell 2V05				Document type:	Project nr:	Page 25
Modification	Date	Name	Original		Replacement of	Replaced by	Scale 1:1		EAB	22-16143	1019

Table of contents

Column X: An automatically generated page was edited

F06_001

Page	Page description	supplementary page field	Date	Edited by	X
&EPB+V1UC164/1	Parts list : MB-231-03 - RIT.4115000		11/26/2022	MKLEPADLO	
&EPB+V1UN1/1	Parts list : BAN.72294 - BAN.32723		12/6/2022	MKLEPADLO	
&EPB+V1UQ51/1	Parts list : TUR.1627297 - FES.549335		11/26/2022	MKLEPADLO	
&EPB+V1UQ51UQ1.1/1	Parts list : TUN.1324638 - TUN.1324638		11/26/2022	MKLEPADLO	
&EPB+V1UQ51UQ1.2/1	Parts list : TUN.1324638 - TUN.1324638		11/26/2022	MKLEPADLO	
&EPB+V1UQ51UQ1.3/1	Parts list : TUN.1324638 - TUN.1324638		11/26/2022	MKLEPADLO	
&EPB+V1UQ51UQ1.4/1	Parts list : TUN.1324638 - TUN.1324638		11/26/2022	MKLEPADLO	
&EPB+V1UQ51UQ1.5/1	Parts list : TUN.1324638 - TUN.1324638		11/26/2022	MKLEPADLO	
&EPB+V1UQ51UQ1.6/1	Parts list : TUN.1324638 - TUN.1324638		11/26/2022	MKLEPADLO	
&EPB+V1UQ51UQ2.1/1	Parts list : TUN.1324638 - TUN.1324638		11/26/2022	MKLEPADLO	
&EPB+V1UQ51UQ2.2/1	Parts list : TUN.1324638 - TUN.1324638		11/26/2022	MKLEPADLO	
&EPB+V1UQ51UQ2.3/1	Parts list : TUN.1324638 - TUN.1324638		11/26/2022	MKLEPADLO	
&EPB+V1UQ51UQ3.1/1	Parts list : TUN.1324638 - TUN.1324638		11/26/2022	MKLEPADLO	
&EPB+V1UQ51UQ3.2/1	Parts list : TUN.1324638 - TUN.1324638		11/26/2022	MKLEPADLO	
&EPB+V1UQ52/1	Parts list : TUR.1627297 - TUR.RSM-2RKM 50		12/6/2022	MKLEPADLO	
&EPB+V1UQ52UQ1.1/1	Parts list : WEL.WWS001A - WEL.WWS001A		11/26/2022	MKLEPADLO	
&EPB+V1UQ52UQ1.2/1	Parts list : WEL.WWS001A - WEL.WWS001A		11/26/2022	MKLEPADLO	
&EPB+V1UQ52UQ1.3/1	Parts list : WEL.WWS001A - WEL.WWS001A		11/26/2022	MKLEPADLO	
&EPB+V1UQ52UQ2.1/1	Parts list : WEL.WWS001A - WEL.WWS001A		11/26/2022	MKLEPADLO	
&EPB+V1UQ52UQ2.2/1	Parts list : WEL.WWS001A - WEL.WWS001A		11/26/2022	MKLEPADLO	
&EPB+V1UQ52UQ2.3/1	Parts list : TUN.1324638 - TUN.1324638		11/26/2022	MKLEPADLO	
&EPB+V1UQ52UQ2.4/1	Parts list : TUN.1324638 - TUN.1324638		11/26/2022	MKLEPADLO	
&EPB+V1UQ52UQ3.1/1	Parts list : WEL.WWS001A - WEL.WWS001A		11/26/2022	MKLEPADLO	
&EPB+V1UQ52UQ3.2/1	Parts list : WEL.WWS001A - WEL.WWS001A		11/26/2022	MKLEPADLO	
&EPB+V1UQ52UQ3.3/1	Parts list : WEL.WWS001A - WEL.WWS001A		11/26/2022	MKLEPADLO	
&EPB+V1UQ52UQ4.1/1	Parts list : TUN.1324638 - TUN.1324638		11/26/2022	MKLEPADLO	
&EPB+V1UQ52UQ4.2/1	Parts list : TUN.1324638 - TUN.1324638		11/26/2022	MKLEPADLO	
&EPB+V1UQ52UQ4.3/1	Parts list : TUN.1324638 - TUN.1324638		11/26/2022	MKLEPADLO	
&EPB+V1UQ52UQ4.4/1	Parts list : TUN.1324638 - TUN.1324638		11/26/2022	MKLEPADLO	
&EPB+V1UQ52UQ4.5/1	Parts list : TUN.1324638 - TUN.1324638		11/26/2022	MKLEPADLO	
&EPB+V1UQ52UQ4.6/1	Parts list : TUN.1324638 - TUN.1324638		11/26/2022	MKLEPADLO	
&EPB+V1UQ52UQ5.1/1	Parts list : TUN.1324644 - TUN.1324644		11/26/2022	MKLEPADLO	
&EPB+V1UQ52UQ5.2/1	Parts list : TUN.1324644 - TUN.1324644		11/26/2022	MKLEPADLO	

			Date	12/6/2022	Volvo Trucks North America	Valiant TMS	Table of contents : &EPB+V1UC164/1 - &EPB+V1UQ52UQ5.2/1	Drawing name:	=		
			Ed.	MKLEPADLO					+		
			Appr		P6700 Firewall - Cell 2V05			Document type: EAB	Project nr: 22-16143	Page	26
Modification	Date	Name	Original		Replacement of / Replaced by	Scale 1:1					1019

Table of contents

Column X: An automatically generated page was edited F06_001

Page	Page description	supplementary page field	Date	Edited by	X
&EPB+V1UQ52UQ5.3/1	Parts list : TUN.1324638 - TUN.1324638		11/26/2022	MKLEPADLO	
&EPB+V1UQ52UQ5.4/1	Parts list : TUN.1324638 - TUN.1324638		11/26/2022	MKLEPADLO	
&EPB+V1UQ52UQ6.1/1	Parts list : TUN.1324638 - TUN.1324638		11/26/2022	MKLEPADLO	
&EPB+V1UQ52UQ6.2/1	Parts list : TUN.1324638 - TUN.1324638		11/26/2022	MKLEPADLO	
&EPB+V1UQ52UQ7.1/1	Parts list : TUN.1324638 - TUN.1324638		11/26/2022	MKLEPADLO	
&EPB+V1UQ52UQ7.2/1	Parts list : TUN.1324638 - TUN.1324638		11/26/2022	MKLEPADLO	
&EPB+V1UQ52UQ8.1/1	Parts list : TUR.1652920 - TUR.VB2-FSM 4.4/2FKM 4/S3450		12/2/2022	MKLEPADLO	
&EPB+V1UQ52UQ8.2/1	Parts list : TUR.1652920 - TUR.VB2-FSM 4.4/2FKM 4/S3450		12/2/2022	MKLEPADLO	
&EPB+V1UQ52UQ9.1/1	Parts list : TUN.1324644 - TUN.1324644		11/26/2022	MKLEPADLO	
&EPB+V1UQ52UQ9.2/1	Parts list : TUN.1324644 - TUN.1324644		11/26/2022	MKLEPADLO	
&EPB+V1UQ52UQ10.1/1	Parts list : TUN.1324638 - TUN.1324638		11/26/2022	MKLEPADLO	
&EPB+V1UQ52UQ10.2/1	Parts list : TUN.1324638 - TUN.1324638		11/26/2022	MKLEPADLO	
&EPB+V1UQ52UQ11.1/1	Parts list : TUR.1652920 - TUR.VB2-FSM 4.4/2FKM 4/S3450		12/2/2022	MKLEPADLO	
&EPB+V1UQ52UQ12.1/1	Parts list : TUN.1324638 - TUN.1324638		11/26/2022	MKLEPADLO	
&EPB+V1UQ52UQ12.2/1	Parts list : TUN.1324638 - TUN.1324638		11/26/2022	MKLEPADLO	
&EPB+V1UQ52UQ13.1/1	Parts list : TUN.1324638 - TUN.1324638		11/26/2022	MKLEPADLO	
&EPB+V1UQ52UQ13.2/1	Parts list : TUN.1324638 - TUN.1324638		11/26/2022	MKLEPADLO	
&EPB+V1UQ53/1	Parts list : TUR.1627297 - FES.549335		11/26/2022	MKLEPADLO	
&EPB+V1UQ53UQ1.1/1	Parts list : TUN.1324638 - TUN.1324638		11/26/2022	MKLEPADLO	
&EPB+V1UQ53UQ1.2/1	Parts list : TUN.1324638 - TUN.1324638		11/26/2022	MKLEPADLO	
&EPB+V1UQ53UQ1.3/1	Parts list : TUN.1324638 - TUN.1324638		11/26/2022	MKLEPADLO	
&EPB+V1UQ53UQ1.4/1	Parts list : TUN.1324638 - TUN.1324638		11/26/2022	MKLEPADLO	
&EPB+V1UQ53UQ1.5/1	Parts list : TUN.1324638 - TUN.1324638		11/26/2022	MKLEPADLO	
&EPB+V1UQ53UQ2.1/1	Parts list : TUN.1324638 - TUN.1324638		11/26/2022	MKLEPADLO	
&EPB+V1UQ53UQ2.2/1	Parts list : TUN.1324638 - TUN.1324638		11/26/2022	MKLEPADLO	
&EPB+V1UQ53UQ2.3/1	Parts list : TUN.1324638 - TUN.1324638		11/26/2022	MKLEPADLO	
&EPB+V1UQ53UQ2.4/1	Parts list : TUN.1324638 - TUN.1324638		11/26/2022	MKLEPADLO	
&EPB+V1UQ53UQ3.1/1	Parts list : TUN.1324638 - TUN.1324638		11/26/2022	MKLEPADLO	
&EPB+V1UQ53UQ3.2/1	Parts list : TUN.1324638 - TUN.1324638		11/26/2022	MKLEPADLO	
&EPB+V1UQ53UQ3.3/1	Parts list : TUN.1324638 - TUN.1324638		11/26/2022	MKLEPADLO	
&EPB+V1UQ53UQ3.4/1	Parts list : TUN.1324638 - TUN.1324638		11/26/2022	MKLEPADLO	
&EPB+V1UQ54/1	Parts list : TUR.1627297 - FES.549335		11/26/2022	MKLEPADLO	
&EPB+V1UQ54UQ1.1/1	Parts list : TUN.1324638 - TUN.1324638		11/26/2022	MKLEPADLO	

			Date	12/2/2022	Volvo Trucks North America		Valiant TMS	Table of contents : &EPB+V1UQ52UQ5.3/1 - &EPB+V1UQ54UQ1.1/1	Drawing name:	=	
			Ed.	MKLEPADLO						+	
			Appr		P6700 Firewall - Cell 2V05				Document type:	Project nr:	Page 27
Modification	Date	Name	Original		Replacement of	Replaced by	Scale 1:1		EAB	22-16143	1019

Table of contents

Column X: An automatically generated page was edited F06_001

Page	Page description	supplementary page field	Date	Edited by	X
&EPB+V1UQ54UQ1.2/1	Parts list : TUN.1324638 - TUN.1324638		11/26/2022	MKLEPADLO	
&EPB+V1UQ54UQ1.3/1	Parts list : TUN.1324638 - TUN.1324638		11/26/2022	MKLEPADLO	
&EPB+V1UQ54UQ2.1/1	Parts list : TUN.1324638 - TUN.1324638		11/26/2022	MKLEPADLO	
&EPB+V1UQ54UQ2.2/1	Parts list : TUN.1324638 - TUN.1324638		11/26/2022	MKLEPADLO	
&EPB+V1UQ54UQ3.1/1	Parts list : WEL.WWS001A - WEL.WWS001A		11/26/2022	MKLEPADLO	
&EPB+V1UQ54UQ3.2/1	Parts list : WEL.WWS001A - WEL.WWS001A		11/26/2022	MKLEPADLO	
&EPB+V1UQ55/1	Parts list : TUR.1627297 - FES.549335		11/26/2022	MKLEPADLO	
&EPB+V1UQ55UQ1.1/1	Parts list : TUN.1324638 - TUN.1324638		11/26/2022	MKLEPADLO	
&EPB+V1UQ55UQ1.2/1	Parts list : TUN.1324638 - TUN.1324638		11/26/2022	MKLEPADLO	
&EPB+V1UQ55UQ1.3/1	Parts list : TUN.1324638 - TUN.1324638		11/26/2022	MKLEPADLO	
&EPB+V1UQ55UQ1.4/1	Parts list : TUN.1324638 - TUN.1324638		11/26/2022	MKLEPADLO	
&EPB+V1UQ55UQ2.1/1	Parts list : TUN.1324638 - TUN.1324638		11/26/2022	MKLEPADLO	
&EPB+V1UQ55UQ2.2/1	Parts list : TUN.1324638 - TUN.1324638		11/26/2022	MKLEPADLO	
&EPB+V1UQ55UQ2.3/1	Parts list : TUN.1324638 - TUN.1324638		11/26/2022	MKLEPADLO	
&EPB+V1UQ55UQ2.4/1	Parts list : TUN.1324638 - TUN.1324638		11/26/2022	MKLEPADLO	
&EPB+V1UQ55UQ2.5/1	Parts list : TUN.1324638 - TUN.1324638		11/26/2022	MKLEPADLO	
&EPB+V1UQ55UQ3.1/1	Parts list : TUN.1324638 - TUN.1324638		11/26/2022	MKLEPADLO	
&EPB+V1UQ55UQ3.2/1	Parts list : TUN.1324638 - TUN.1324638		11/26/2022	MKLEPADLO	
&EPB+V1UQ55UQ3.3/1	Parts list : TUN.1324638 - TUN.1324638		11/26/2022	MKLEPADLO	
&EPB+V1UQ55UQ3.4/1	Parts list : TUN.1324638 - TUN.1324638		11/26/2022	MKLEPADLO	
&EPB+V1U90/1	Parts list : A-B.802T-AMP - A-B.802T-AMP		12/2/2022	MKLEPADLO	
&ETT/1	Terminal line-up diagram =KF0KF1+UC31-PC1		11/26/2022	MKLEPADLO	
&ETT/2	Terminal line-up diagram =KF0KF1+UC31-PH1		11/26/2022	MKLEPADLO	
&ETT/3	Terminal line-up diagram =KF0WC3+UC31-XD1		11/26/2022	MKLEPADLO	
&ETT/4	Terminal line-up diagram =KF0WC3+UC31-XD2		11/26/2022	MKLEPADLO	
&ETT/5	Terminal line-up diagram =KF0WC4+UC31-XD11		11/26/2022	MKLEPADLO	
&ETT/6	Terminal line-up diagram =KF0WC4+UC31-XD12		11/26/2022	MKLEPADLO	
&ETT/7	Terminal line-up diagram =KF0WC4+UC31-XD13		11/26/2022	MKLEPADLO	
&ETT/8	Terminal line-up diagram =KF0WC4+UC31-XD14		11/26/2022	MKLEPADLO	
&ETT/9	Terminal line-up diagram =V1WC1+V1UC11-PE		11/26/2022	MKLEPADLO	
&ETT/10	Terminal line-up diagram =V1WC2+V1UC11-XD1		11/26/2022	MKLEPADLO	
&ETT/11	Terminal line-up diagram =V1WC2+V1UC11-XD2		11/26/2022	MKLEPADLO	
&ETT/12	Terminal line-up diagram =V1WC2+V1UC11-XD3		11/26/2022	MKLEPADLO	

Table of contents

Column X: An automatically generated page was edited F06_001

Page	Page description	supplementary page field	Date	Edited by	X
&ETT/13	Terminal line-up diagram =V1WC3+V1UC11-XD1		11/26/2022	MKLEPADLO	
&ETT/14	Terminal line-up diagram =V1WC3+V1UC11-XD2		11/26/2022	MKLEPADLO	
&ETT/15	Terminal line-up diagram =V1WC3+V1UC11-XD3		11/26/2022	MKLEPADLO	
&ETT/16	Terminal line-up diagram =V1WC4+V1UC11-KF11.14		11/26/2022	MKLEPADLO	
&ETT/17	Terminal line-up diagram =V1WC4+V1UC11-XD5		11/26/2022	MKLEPADLO	
&ETT/18	Terminal line-up diagram =V1WC4+V1UC11-XD6		11/26/2022	MKLEPADLO	
&ETT/19	Terminal line-up diagram =V1WC4+V1UC11-XD10		11/26/2022	MKLEPADLO	
&ETT/20	Terminal line-up diagram =V1WC4+V1UC11-XD11		11/26/2022	MKLEPADLO	
&ETT/21	Terminal line-up diagram =V1WC4+V1UC11-XD12		11/26/2022	MKLEPADLO	
&ETT/22	Terminal line-up diagram =V1WC4+V1UC11-XD13		11/26/2022	MKLEPADLO	
&ETT/23	Terminal line-up diagram =V1WC4+V1UC11-XD14		11/26/2022	MKLEPADLO	
&ETT/24	Terminal line-up diagram =V1WC4+V1UC11-XD20		11/26/2022	MKLEPADLO	
&ETT/25	Terminal line-up diagram =V1WC4+V1UC11-XD51		11/26/2022	MKLEPADLO	
&ETT/26	Terminal line-up diagram =V1WC4+V1UC11-XD52		11/26/2022	MKLEPADLO	
&ETT/27	Terminal line-up diagram =V1WC4+V1UC11-XD53		11/26/2022	MKLEPADLO	
&ETT/28	Terminal line-up diagram =V1WC4+V1UC11-XD54		11/26/2022	MKLEPADLO	
&ETT/29	Terminal line-up diagram =V1WC1+V1UC12-PE		11/26/2022	MKLEPADLO	
&ETT/30	Terminal line-up diagram =V1WC2+V1UC12-XD1		11/26/2022	MKLEPADLO	
&ETT/31	Terminal line-up diagram =V1WC2+V1UC12-XD2		11/26/2022	MKLEPADLO	
&ETT/32	Terminal line-up diagram =V1WC2+V1UC12-XD3		11/26/2022	MKLEPADLO	
&ETT/33	Terminal line-up diagram =V1WC3+V1UC12-XD1		11/26/2022	MKLEPADLO	
&ETT/34	Terminal line-up diagram =V1WC3+V1UC12-XD2		11/26/2022	MKLEPADLO	
&ETT/35	Terminal line-up diagram =V1WC3+V1UC12-XD3		11/26/2022	MKLEPADLO	
&ETT/36	Terminal line-up diagram =V1WC4+V1UC12-KF12.14		11/26/2022	MKLEPADLO	
&ETT/37	Terminal line-up diagram =V1WC4+V1UC12-XD5		11/26/2022	MKLEPADLO	
&ETT/38	Terminal line-up diagram =V1WC4+V1UC12-XD6		11/26/2022	MKLEPADLO	
&ETT/39	Terminal line-up diagram =V1WC4+V1UC12-XD10		11/26/2022	MKLEPADLO	
&ETT/40	Terminal line-up diagram =V1WC4+V1UC12-XD11		11/26/2022	MKLEPADLO	
&ETT/41	Terminal line-up diagram =V1WC4+V1UC12-XD12		11/26/2022	MKLEPADLO	
&ETT/42	Terminal line-up diagram =V1WC4+V1UC12-XD13		11/26/2022	MKLEPADLO	
&ETT/43	Terminal line-up diagram =V1WC4+V1UC12-XD14		11/26/2022	MKLEPADLO	
&ETT/44	Terminal line-up diagram =V1WC4+V1UC12-XD20		11/26/2022	MKLEPADLO	
&ETT/45	Terminal line-up diagram =V1WC4+V1UC12-XD51		11/26/2022	MKLEPADLO	

			Date	12/2/2022	Volvo Trucks North America		Valiant TMS	Table of contents : &ETT/13 - &ETT/45	Drawing name:	=	
			Ed.	MKLEPADLO						+	
			Appr		P6700 Firewall - Cell 2V05				Document type:	Project nr:	Page 29
Modification	Date	Name	Original		Replacement of	Replaced by	Scale 1:1		EAB	22-16143	1019

Table of contents

Column X: An automatically generated page was edited

F06_001

Page	Page description	supplementary page field	Date	Edited by	X
&ETT/46	Terminal line-up diagram =V1WC4+V1UC12-XD52		11/26/2022	MKLEPADLO	
&ETT/47	Terminal line-up diagram =V1WC4+V1UC12-XD53		11/26/2022	MKLEPADLO	
&ETT/48	Terminal line-up diagram =V1WC4+V1UC12-XD54		11/26/2022	MKLEPADLO	
&ETT/49	Terminal line-up diagram =V1WC3+V1UC14-XD1		11/26/2022	MKLEPADLO	
&ETT/50	Terminal line-up diagram =V1WC4+V1UC14-KF14.12		11/26/2022	MKLEPADLO	
&ETT/51	Terminal line-up diagram =V1WC4+V1UC14-XD5		11/26/2022	MKLEPADLO	
&ETT/52	Terminal line-up diagram =V1WC4+V1UC14-XD6		11/26/2022	MKLEPADLO	
&ETT/53	Terminal line-up diagram =V1WC4+V1UC14-XD10		11/26/2022	MKLEPADLO	
&ETT/54	Terminal line-up diagram =V1WC4+V1UC14-XD11		11/26/2022	MKLEPADLO	
&ETT/55	Terminal line-up diagram =V1WC4+V1UC14-XD12		11/26/2022	MKLEPADLO	
&ETT/56	Terminal line-up diagram =V1WC4+V1UC14-XD13		11/26/2022	MKLEPADLO	
&ETT/57	Terminal line-up diagram =V1WC4+V1UC14-XD14		11/26/2022	MKLEPADLO	
&ETT/58	Terminal line-up diagram =V1WC4+V1UC14-XD15		11/26/2022	MKLEPADLO	
&ETT/59	Terminal line-up diagram =V1WC4+V1UC14-XD16		11/26/2022	MKLEPADLO	
&ETT/60	Terminal line-up diagram =V1WC4+V1UC14-XD17		11/26/2022	MKLEPADLO	
&ETT/61	Terminal line-up diagram =V1WC4+V1UC14-XD18		11/26/2022	MKLEPADLO	
&ETT/62	Terminal line-up diagram =V1WC4+V1UC14-XD51		11/26/2022	MKLEPADLO	
&ETT/63	Terminal line-up diagram =V1WC4+V1UC14-XD52		11/26/2022	MKLEPADLO	
&ETT/64	Terminal line-up diagram =V1WC4+V1UC14-XD53		11/26/2022	MKLEPADLO	
&ETT/65	Terminal line-up diagram =V1WC4+V1UC14-XD54		11/26/2022	MKLEPADLO	
&ETT/66	Terminal line-up diagram =V1WC3+V1UC15-XD1		11/26/2022	MKLEPADLO	
&ETT/67	Terminal line-up diagram =V1WC4+V1UC15-KF15.12		11/26/2022	MKLEPADLO	
&ETT/68	Terminal line-up diagram =V1WC4+V1UC15-XD5		11/26/2022	MKLEPADLO	
&ETT/69	Terminal line-up diagram =V1WC4+V1UC15-XD6		11/26/2022	MKLEPADLO	
&ETT/70	Terminal line-up diagram =V1WC4+V1UC15-XD10		11/26/2022	MKLEPADLO	
&ETT/71	Terminal line-up diagram =V1WC4+V1UC15-XD11		11/26/2022	MKLEPADLO	
&ETT/72	Terminal line-up diagram =V1WC4+V1UC15-XD12		11/26/2022	MKLEPADLO	
&ETT/73	Terminal line-up diagram =V1WC4+V1UC15-XD13		11/26/2022	MKLEPADLO	
&ETT/74	Terminal line-up diagram =V1WC4+V1UC15-XD14		11/26/2022	MKLEPADLO	
&ETT/75	Terminal line-up diagram =V1WC4+V1UC15-XD15		11/26/2022	MKLEPADLO	
&ETT/76	Terminal line-up diagram =V1WC4+V1UC15-XD16		11/26/2022	MKLEPADLO	
&ETT/77	Terminal line-up diagram =V1WC4+V1UC15-XD17		11/26/2022	MKLEPADLO	
&ETT/78	Terminal line-up diagram =V1WC4+V1UC15-XD18		11/26/2022	MKLEPADLO	

			Date	12/2/2022	Volvo Trucks North America		Valiant TMS	Table of contents : &ETT/46 - &ETT/78	Drawing name:	=	
			Ed.	MKLEPADLO						+	
			Appr		P6700 Firewall - Cell 2V05				Document type:	Project nr:	Page 30
Modification	Date	Name	Original		Replacement of	Replaced by	Scale 1:1		EAB	22-16143	1019

Table of contents

Column X: An automatically generated page was edited

F06_001

Page	Page description	supplementary page field	Date	Edited by	X
&ETT/79	Terminal line-up diagram =V1WC4+V1UC15-XD51		11/26/2022	MKLEPADLO	
&ETT/80	Terminal line-up diagram =V1WC4+V1UC15-XD52		11/26/2022	MKLEPADLO	
&ETT/81	Terminal line-up diagram =V1WC4+V1UC15-XD53		11/26/2022	MKLEPADLO	
&ETT/82	Terminal line-up diagram =V1WC4+V1UC15-XD54		11/26/2022	MKLEPADLO	
&ETT/83	Terminal line-up diagram =V1WC4+V1UC32-XD11		11/26/2022	MKLEPADLO	
&ETT/84	Terminal line-up diagram =V1WC4+V1UC33-XD11		11/26/2022	MKLEPADLO	
&ETT/85	Terminal line-up diagram =V1PZ1PF1+V1UC61-XD11		11/26/2022	MKLEPADLO	
&ETT/86	Terminal line-up diagram =V1PZ1PF2+V1UC62-XD11		11/26/2022	MKLEPADLO	
&EXX/1	Summarized parts list : TS 35_7,5 - SIE.6ES7155-6AA01-0BN0		12/12/2022	MKLEPADLO	
&EXX/2	Summarized parts list : SIE.6ES7131-6BH01-0BA0 - SIE.6EP1961-2BA41		12/2/2022	MKLEPADLO	
&EXX/3	Summarized parts list : SIE.6EP4134-3AB00-2AY0 - BAN.SLSCP30-1200P44NT		12/6/2022	MKLEPADLO	
&EXX/4	Summarized parts list : EUC.MGB-L2B-PNA-L-121863 - TUR.16447411		12/6/2022	MKLEPADLO	
&EXX/5	Summarized parts list : SIE.6ES7136-6BA00-0CA0 - RIT.5051368		12/2/2022	MKLEPADLO	
&EXX/6	Summarized parts list : TUR.RSF 50-1M/NPT - MB-231-03		12/6/2022	MKLEPADLO	
&EXX/7	Summarized parts list : STGS-3D-3D - BAN.32723		12/6/2022	MKLEPADLO	
&EYY/1	Terminal-strip overview : =KF0KF1+UC31-PC1 - =KF0WC4+UC31-XD14		11/26/2022	MKLEPADLO	
&EYY/2	Terminal-strip overview : =V1WC1+V1UC11-PE - =V1WC4+V1UC11-XD54		12/2/2022	MKLEPADLO	
&EYY/3	Terminal-strip overview : =V1WC1+V1UC12-PE - =V1WC4+V1UC12-XD54		12/2/2022	MKLEPADLO	
&EYY/4	Terminal-strip overview : =V1WC3+V1UC14-XD1 - =V1WC4+V1UC14-XD54		12/2/2022	MKLEPADLO	
&EYY/5	Terminal-strip overview : =V1WC3+V1UC15-XD1 - =V1WC4+V1UC15-XD54		12/2/2022	MKLEPADLO	
&EYY/6	Terminal-strip overview : =V1WC4+V1UC32-XD11 - =V1WC4+V1UC32-XD11		12/2/2022	MKLEPADLO	
&EYY/7	Terminal-strip overview : =V1WC4+V1UC33-XD11 - =V1WC4+V1UC33-XD11		12/2/2022	MKLEPADLO	
&EYY/8	Terminal-strip overview : =V1PZ1PF1+V1UC61-XD11 - =V1PZ1PF1+V1UC61-XD11		12/2/2022	MKLEPADLO	
&EYY/9	Terminal-strip overview : =V1PZ1PF2+V1UC62-XD11 - =V1PZ1PF2+V1UC62-XD11		12/2/2022	MKLEPADLO	
&EAZ/1	Amendment page		11/26/2022	MKLEPADLO	
&EAZ/2	Amendment page		11/26/2022	MKLEPADLO	
&EAZ/3	Amendment page		11/26/2022	MKLEPADLO	
&EAZ/4	Amendment page		12/6/2022	MKLEPADLO	
&EAZ/5	Amendment page		12/16/2022	KMAFFRE	

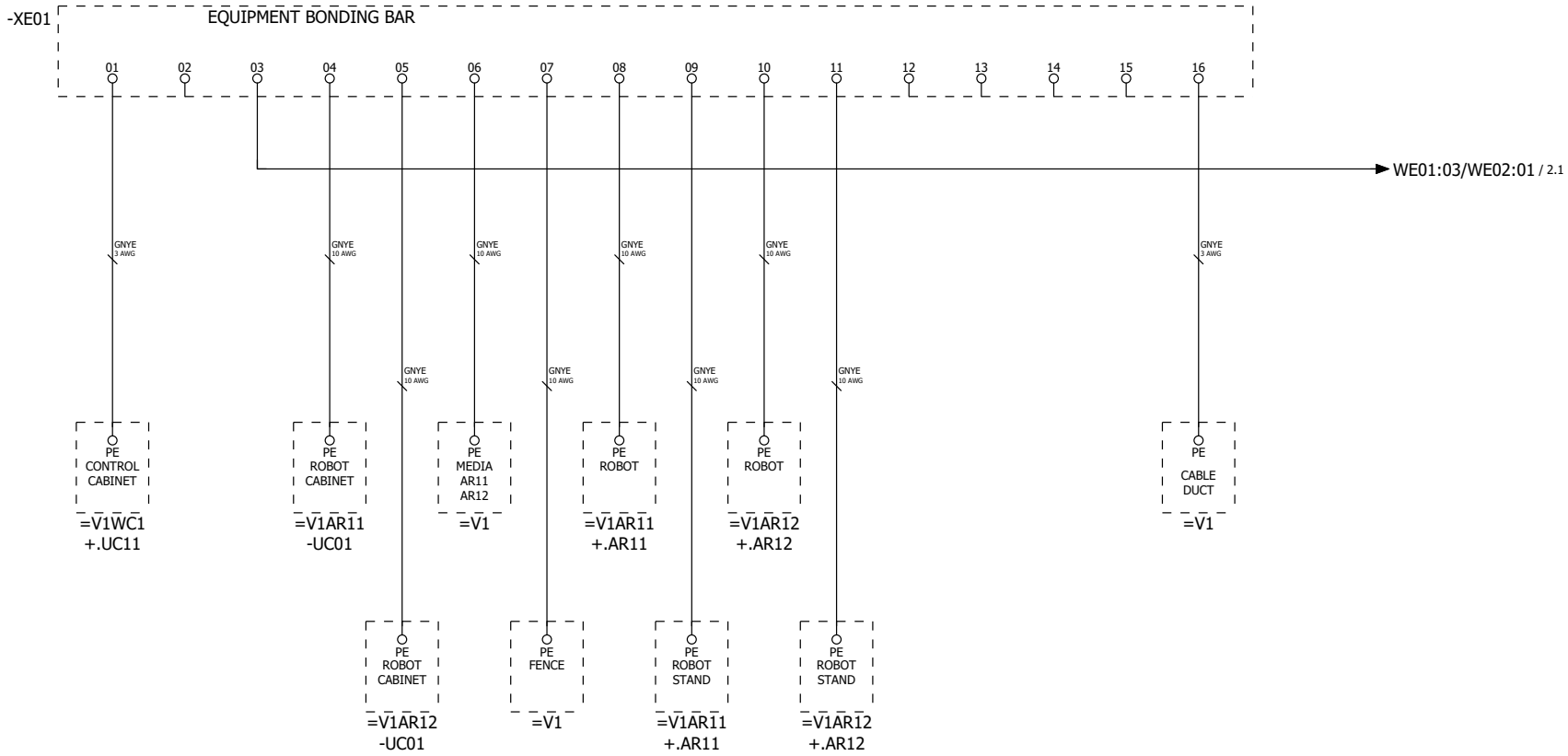

&EAB+/31

2

			Date	12/2/2022	Volvo Trucks North America	Valiant TMS	EQUIPMENT BONDING	Drawing name: =2V05&EFS-EL	= FQ99V1	
			Ed.	MKLEPADLO					+ V1	
			Appr		P6700 Firewall - Cell 2V05			Document type: EFA	Project nr: 22-16143	Page 1
Modification	Date	Name	Original		Replacement of	Replaced by	Scale 1:1			1019

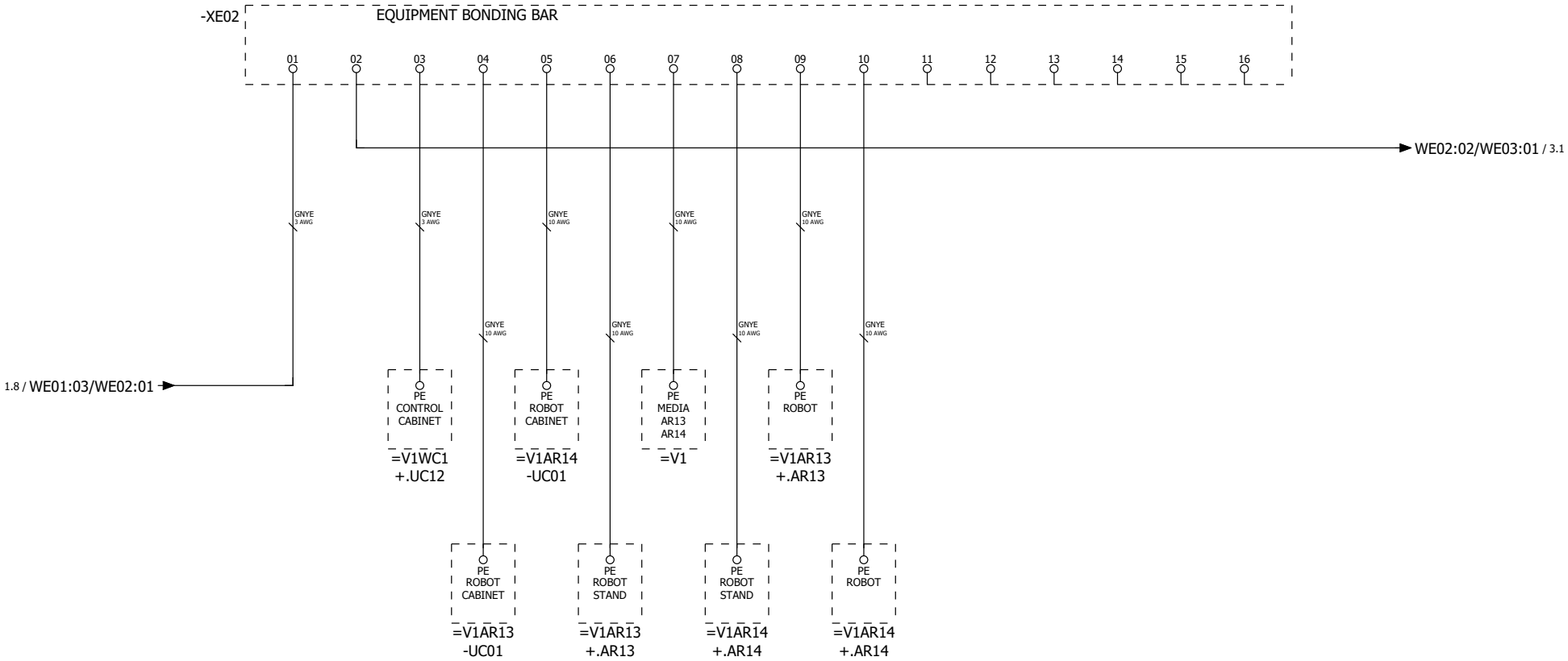

			Date	12/2/2022	Volvo Trucks North America		Valiant TMS	EQUIPMENT BONDING	Drawing name: =2V05&EFS-EL	= FQ99V1	
			Ed.	MKLEPADLO						+ V1	
			Appr		P6700 Firewall - Cell 2V05				Document type: EFA	Project nr: 22-16143	Page 2
Modification	Date	Name	Original		Replacement of	Replaced by	Scale 1:1				1019

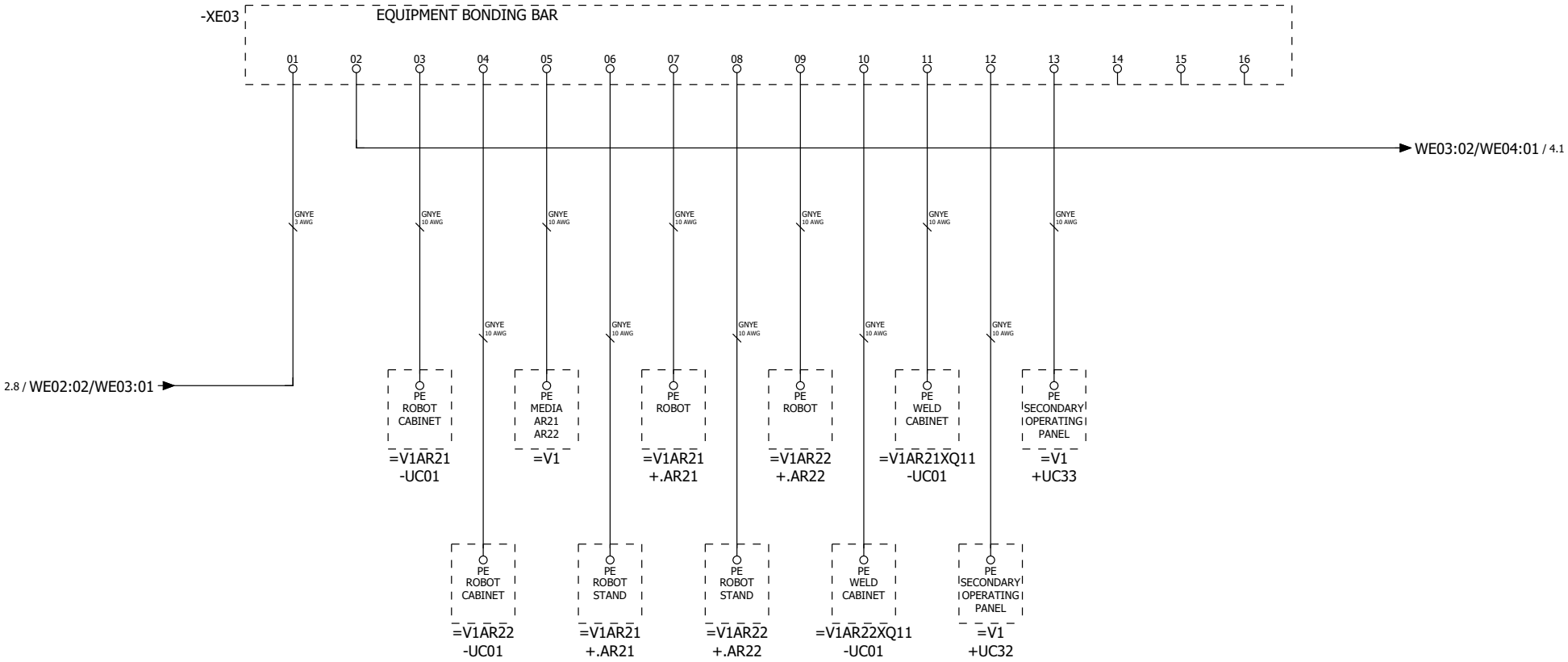

			Date	12/2/2022	Volvo Trucks North America		Valiant TMS	EQUIPMENT BONDING	Drawing name: =2V05&EFS-EL	= FQ99V1	
			Ed.	MKLEPADLO						+ V1	
			Appr		P6700 Firewall - Cell 2V05				Document type: EFA	Project nr: 22-16143	Page 3
Modification	Date	Name	Original		Replacement of	Replaced by	Scale 1:1				1019

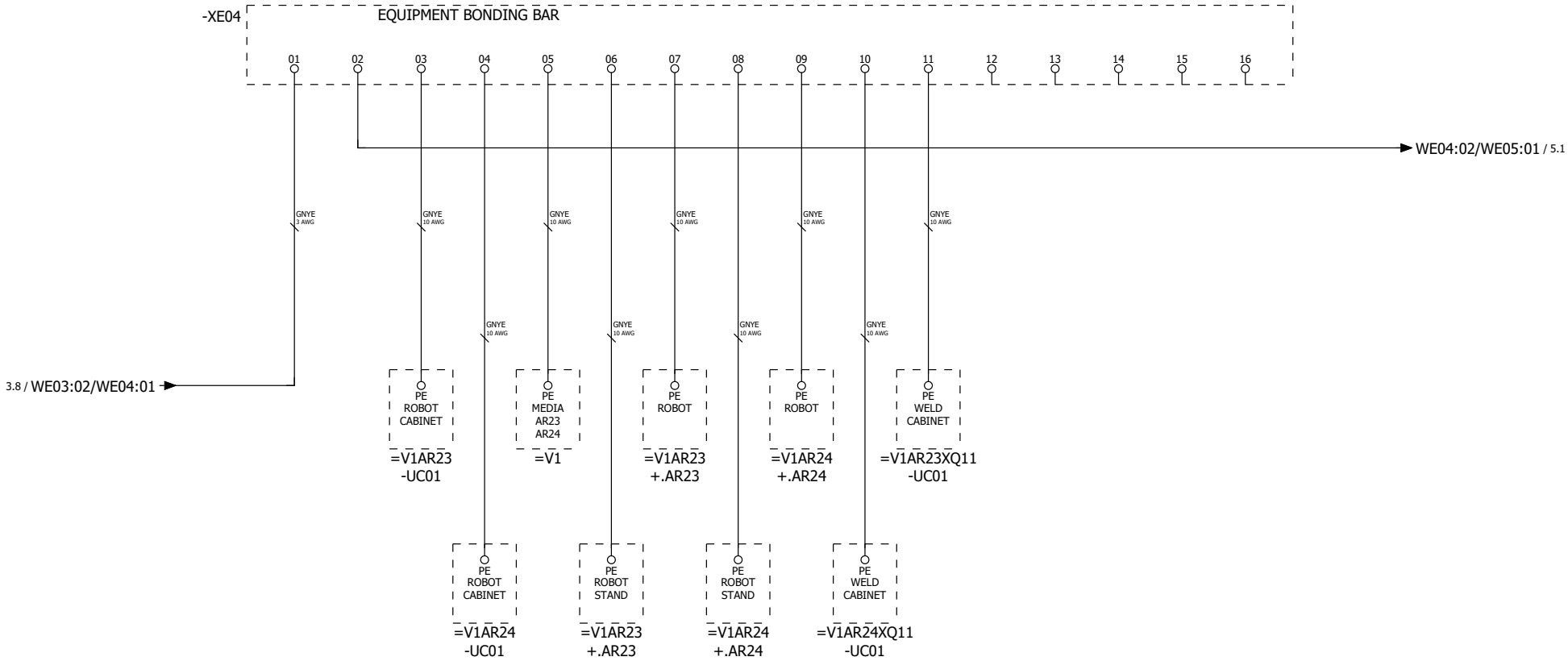

3 5

			Date	12/2/2022	Volvo Trucks North America	Valiant TMS	EQUIPMENT BONDING	Drawing name: =2V05&EFS-EL	= FQ99V1	
			Ed.	MKLEPADLO					+ V1	
			Appr		P6700 Firewall - Cell 2V05			Document type: EFA	Project nr: 22-16143	Page 4
Modification	Date	Name	Original		Replacement of	Replaced by	Scale 1:1			1019

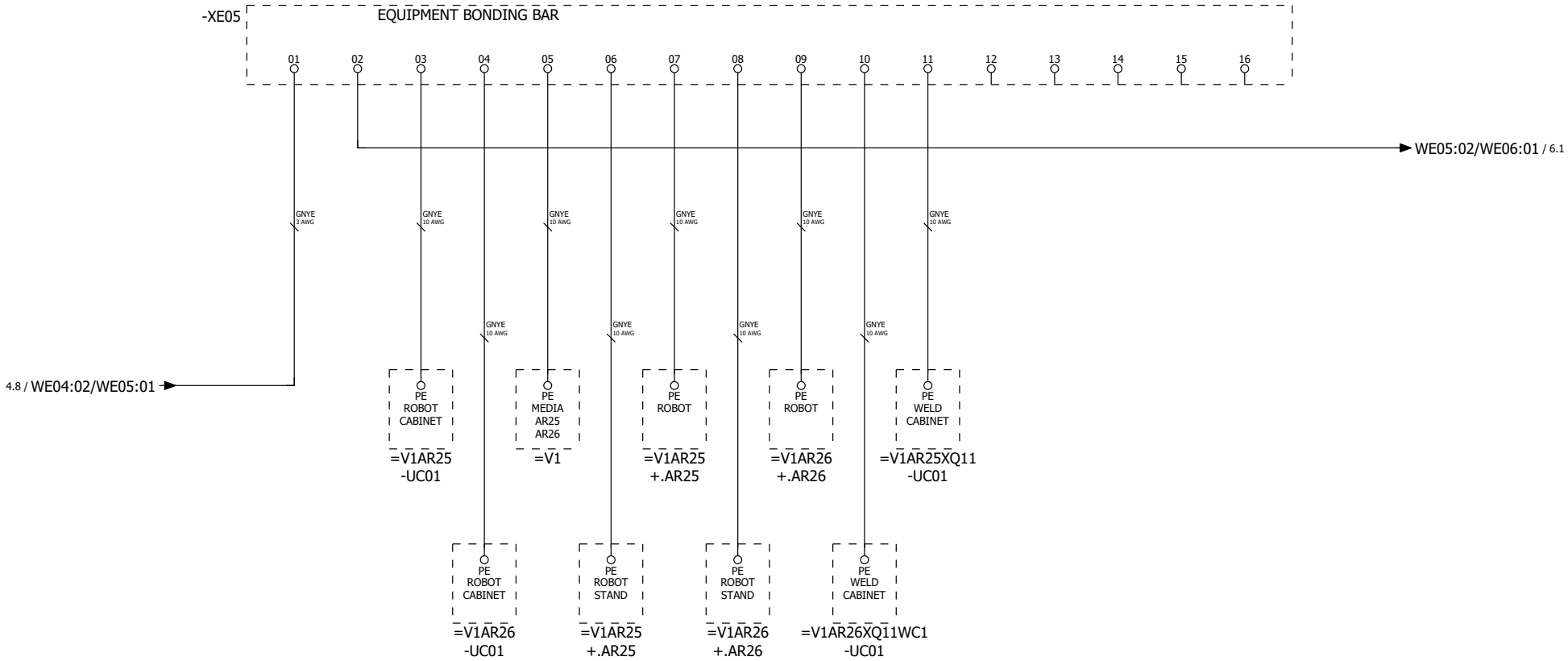

4 6

			Date	12/2/2022	Volvo Trucks North America		Valiant TMS	EQUIPMENT BONDING	Drawing name: =2V05&EFS-EL	= FQ99V1	
			Ed.	MKLEPADLO						+ V1	
			Appr		P6700 Firewall - Cell 2V05				Document type: EFA	Project nr: 22-16143	Page 5
Modification	Date	Name	Original		Replacement of	Replaced by	Scale 1:1				1019

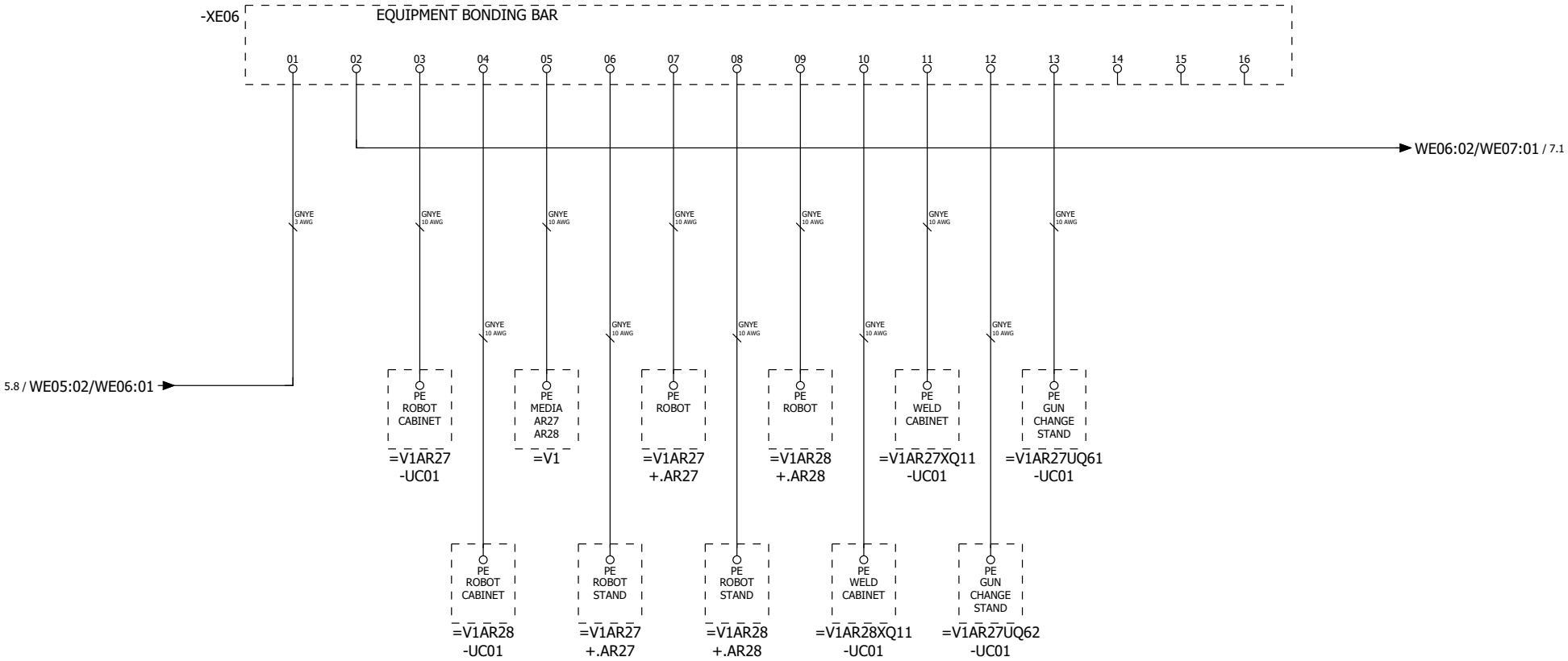

5 7

			Date	12/2/2022	Volvo Trucks North America	Valiant TMS	EQUIPMENT BONDING	Drawing name: =2V05&EFS-EL	= FQ99V1	
			Ed.	MKLEPADLO					+ V1	
			Appr		P6700 Firewall - Cell 2V05			Document type: EFA	Project nr: 22-16143	Page 6
Modification	Date	Name	Original		Replacement of	Replaced by	Scale 1:1			1019

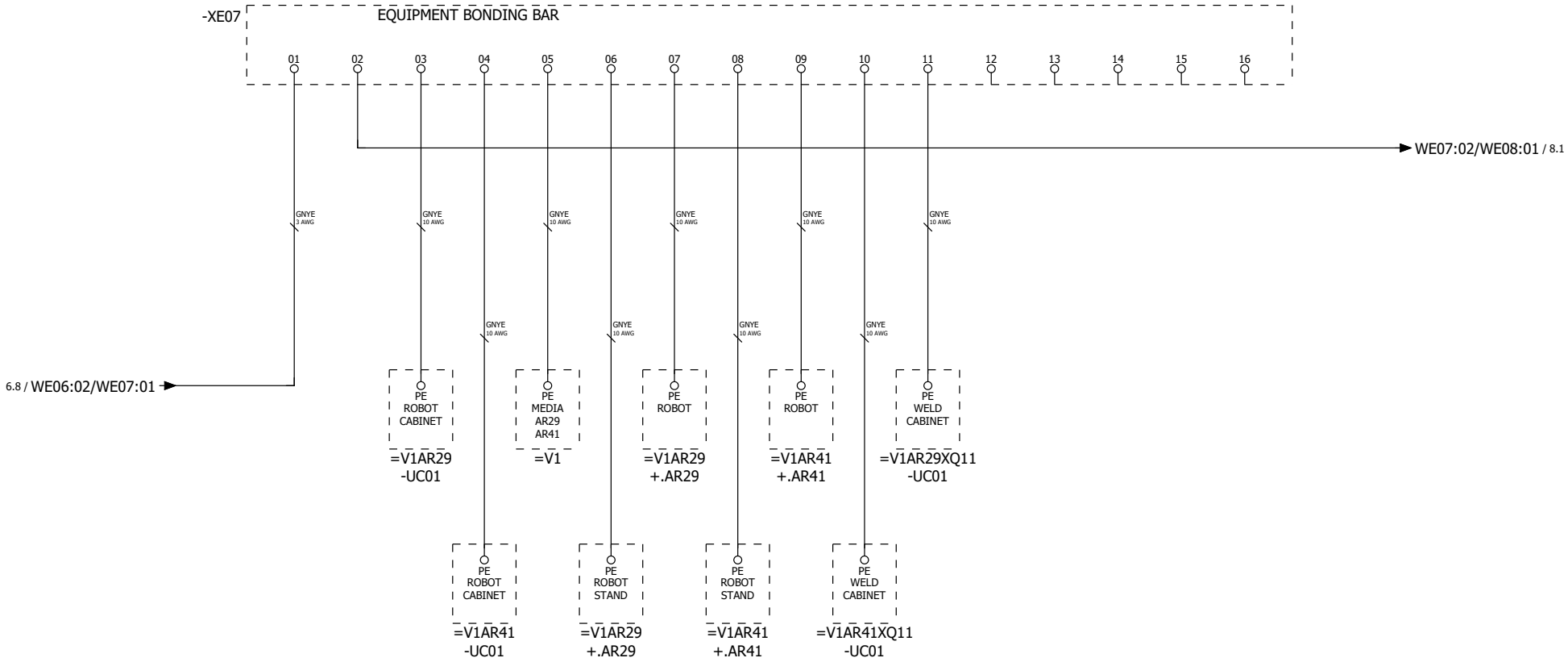

6 8

			Date	12/2/2022	Volvo Trucks North America	Valiant TMS	EQUIPMENT BONDING	Drawing name: =2V05&EFS-EL	= FQ99V1	
			Ed.	MKLEPADLO					+ V1	
			Appr		P6700 Firewall - Cell 2V05			Document type: EFA	Project nr: 22-16143	Page 7
Modification	Date	Name	Original		Replacement of	Replaced by	Scale 1:1			1019

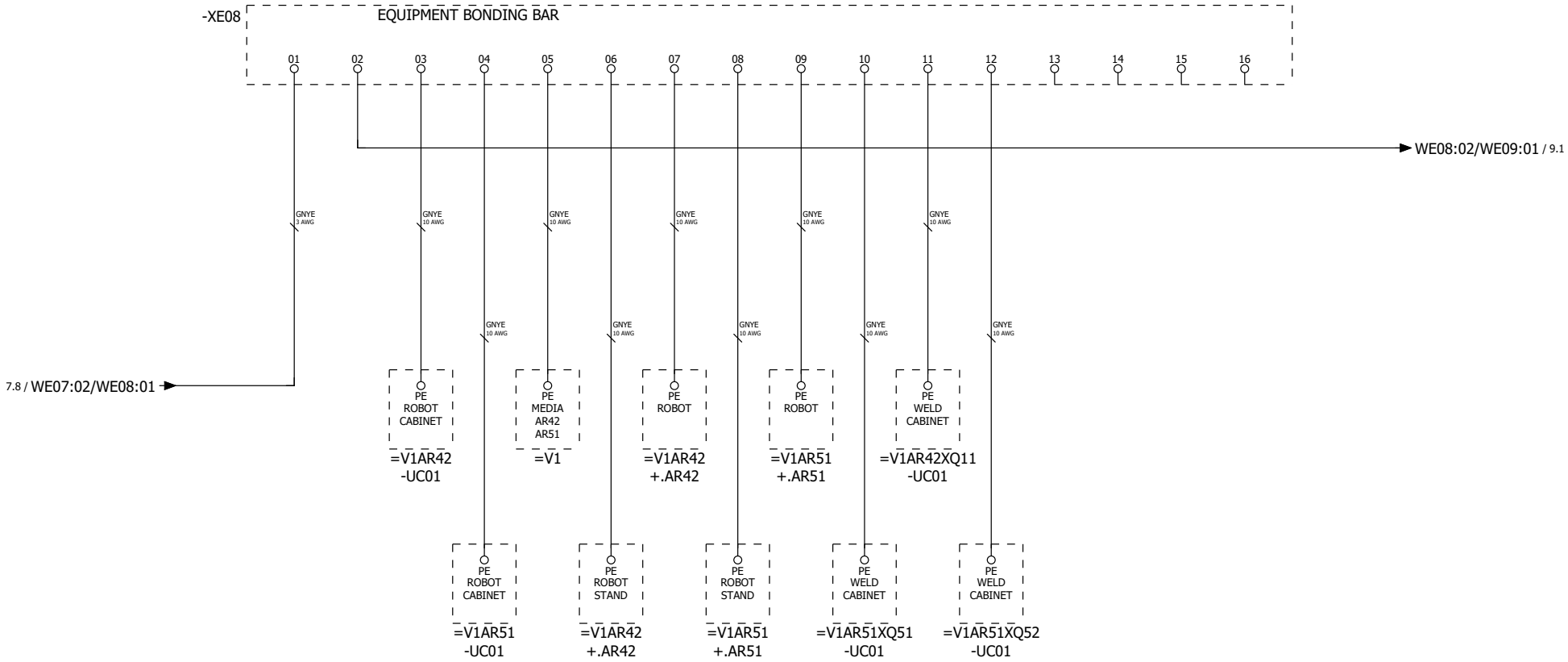

7 9

			Date	12/2/2022	Volvo Trucks North America	Valiant TMS	EQUIPMENT BONDING	Drawing name: =2V05&EFS-EL	= FQ99V1	
			Ed.	MKLEPADLO					+ V1	
			Appr		P6700 Firewall - Cell 2V05			Document type: EFA	Project nr: 22-16143	Page 8
Modification	Date	Name	Original		Replacement of	Replaced by	Scale 1:1			1019

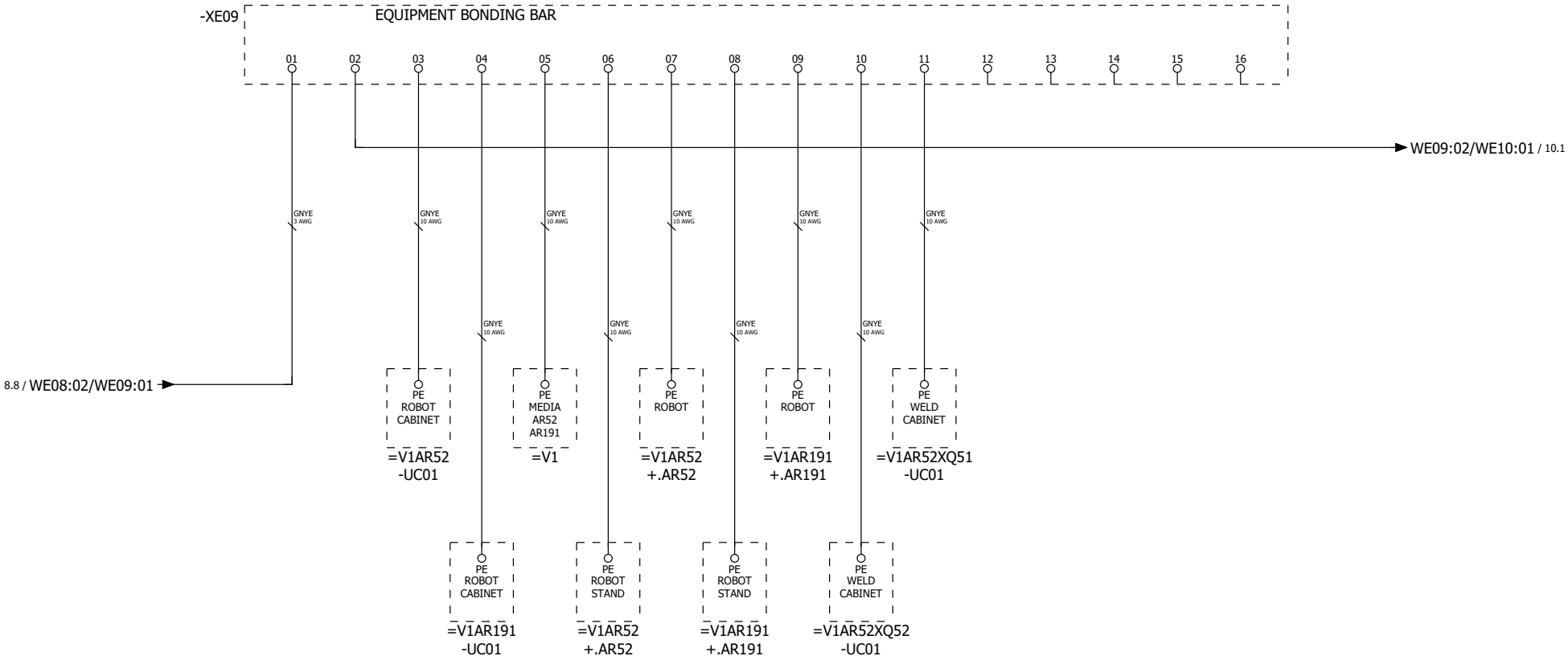

			Date	12/2/2022	Volvo Trucks North America		Valiant TMS	EQUIPMENT BONDING	Drawing name: =2V05&EFS-EL	= FQ99V1
			Ed.	MKLEPADLO						+ V1
			Appr		P6700 Firewall - Cell 2V05				Document type: EFA	Project nr: 22-16143
Modification	Date	Name	Original		Replacement of	Replaced by	Scale 1:1			Page 9 / 1019

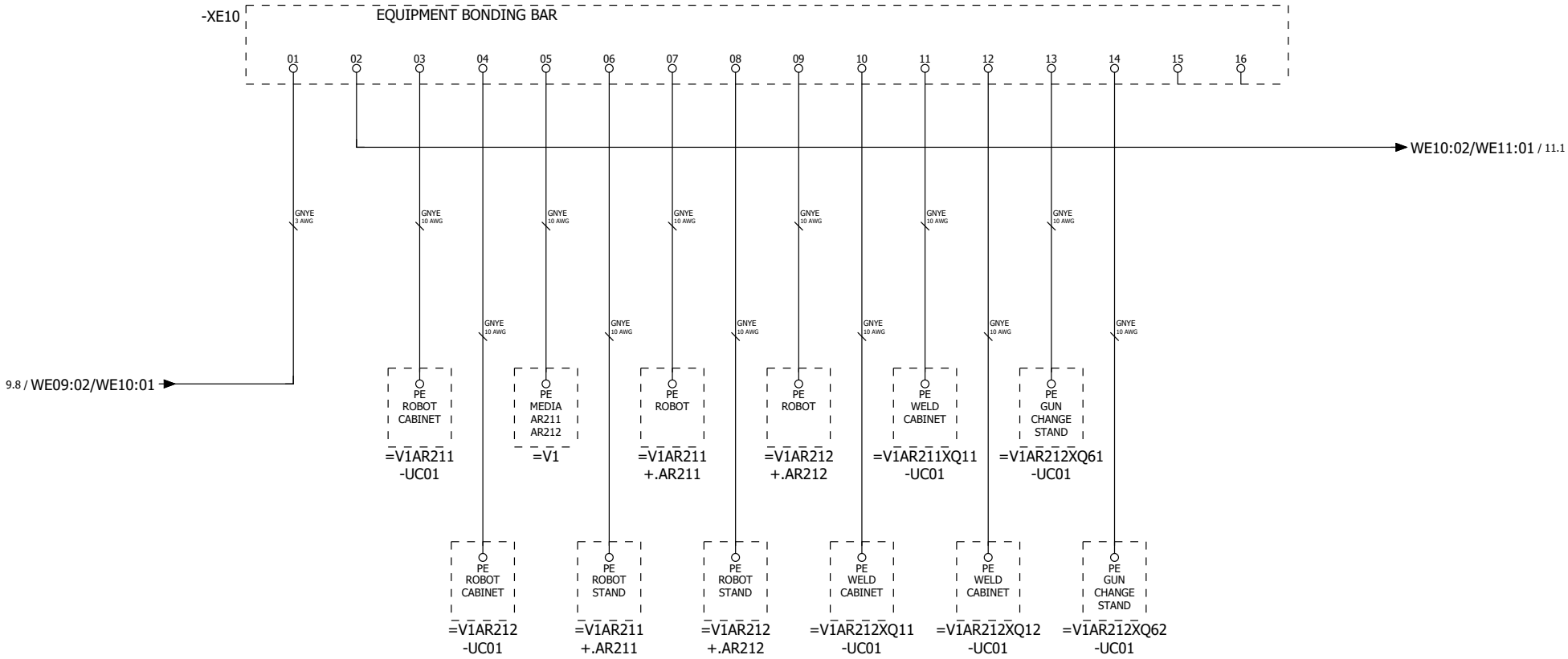

			Date	12/2/2022	Volvo Trucks North America		Valiant TMS	EQUIPMENT BONDING	Drawing name: =2V05&EFS-EL	= FQ99V1
			Ed.	MKLEPADLO						+ V1
			Appr		P6700 Firewall - Cell 2V05				Document type: EFA	Project nr: 22-16143
Modification	Date	Name	Original		Replacement of	Replaced by	Scale 1:1			Page 10 / 1019

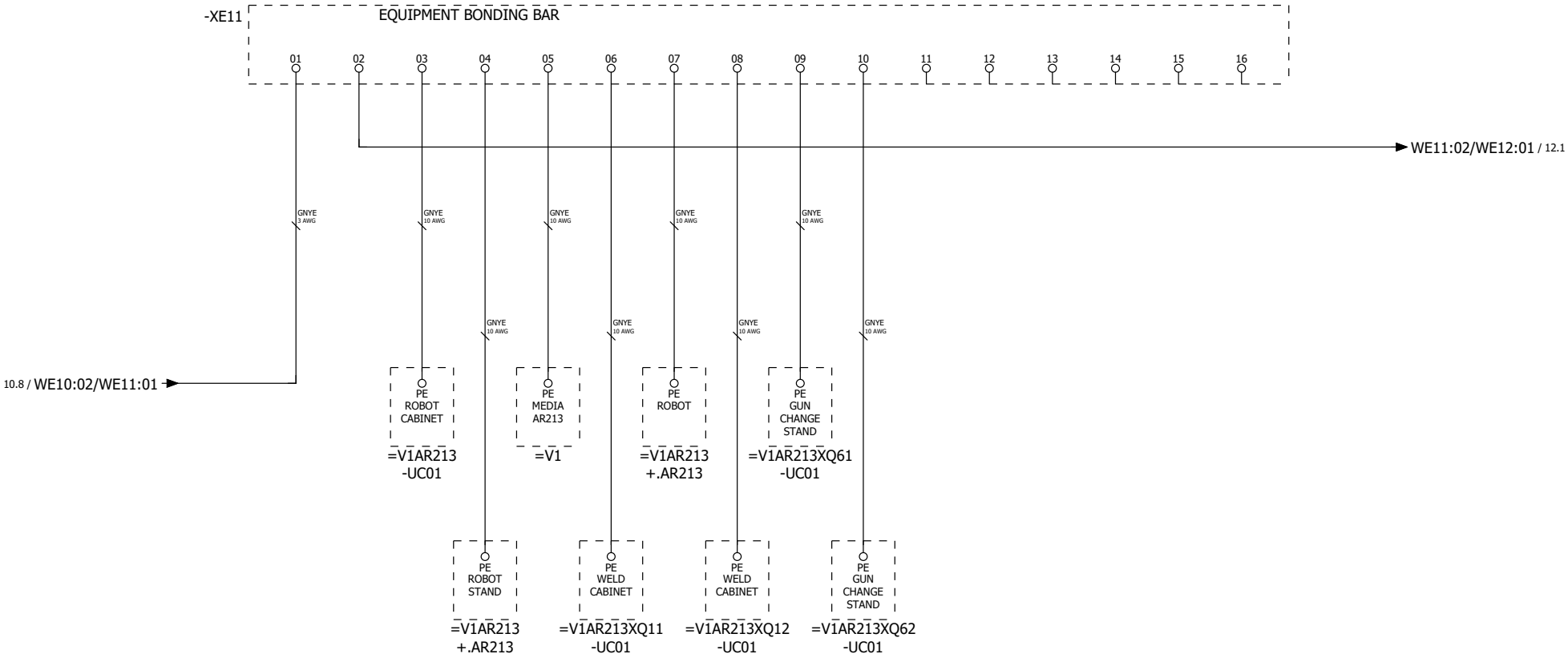

10 12

			Date	12/2/2022	Volvo Trucks North America		Valiant TMS	EQUIPMENT BONDING	Drawing name: =2V05&EFS-EL	= FQ99V1
			Ed.	MKLEPADLO						+ V1
			Appr		P6700 Firewall - Cell 2V05				Document type: EFA	Project nr: 22-16143
Modification	Date	Name	Original		Replacement of	Replaced by	Scale 1:1			Page 11 / 1019

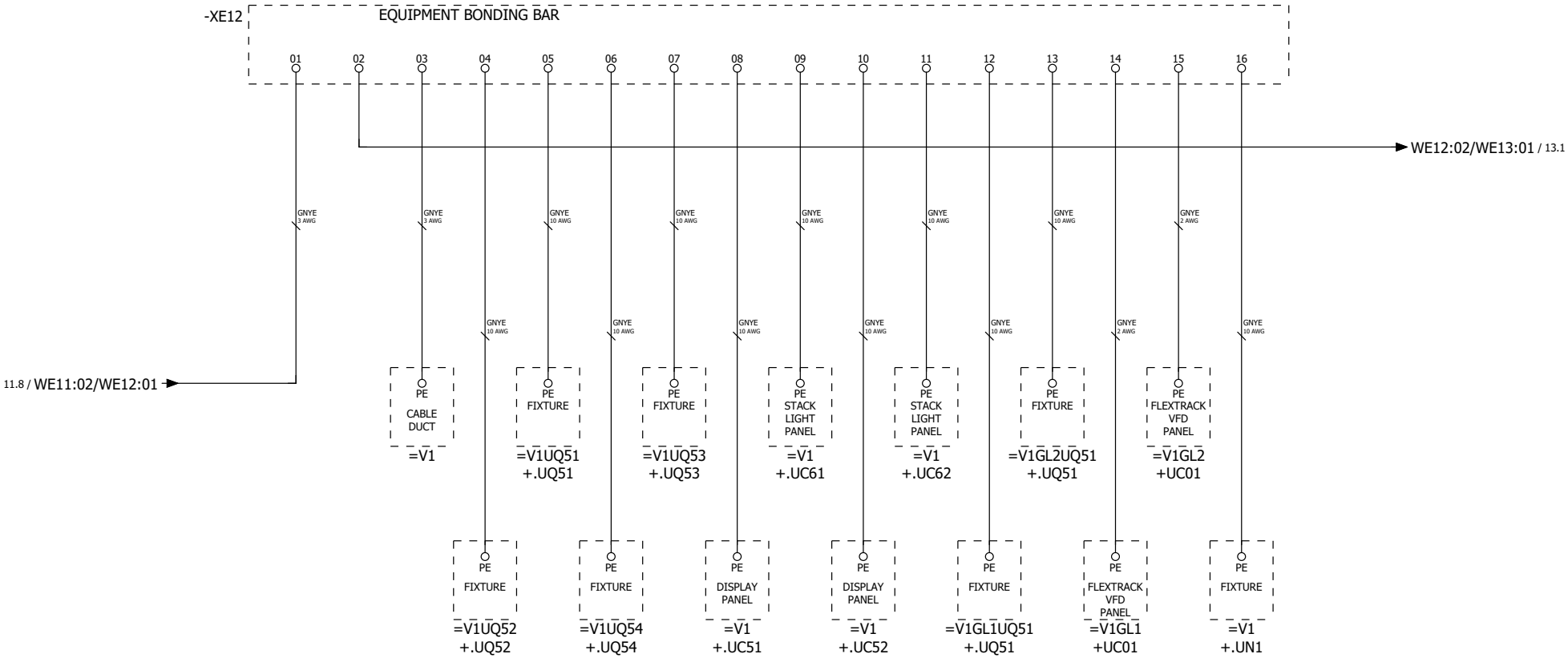

11 13

			Date	12/2/2022	Volvo Trucks North America	Valiant TMS	EQUIPMENT BONDING	Drawing name: =2V05&EFS-EL	= FQ99V1	
			Ed.	MKLEPADLO					+ V1	
			Appr		P6700 Firewall - Cell 2V05			Document type: EFA	Project nr: 22-16143	Page 12
Modification	Date	Name	Original		Replacement of	Replaced by	Scale 1:1			1019

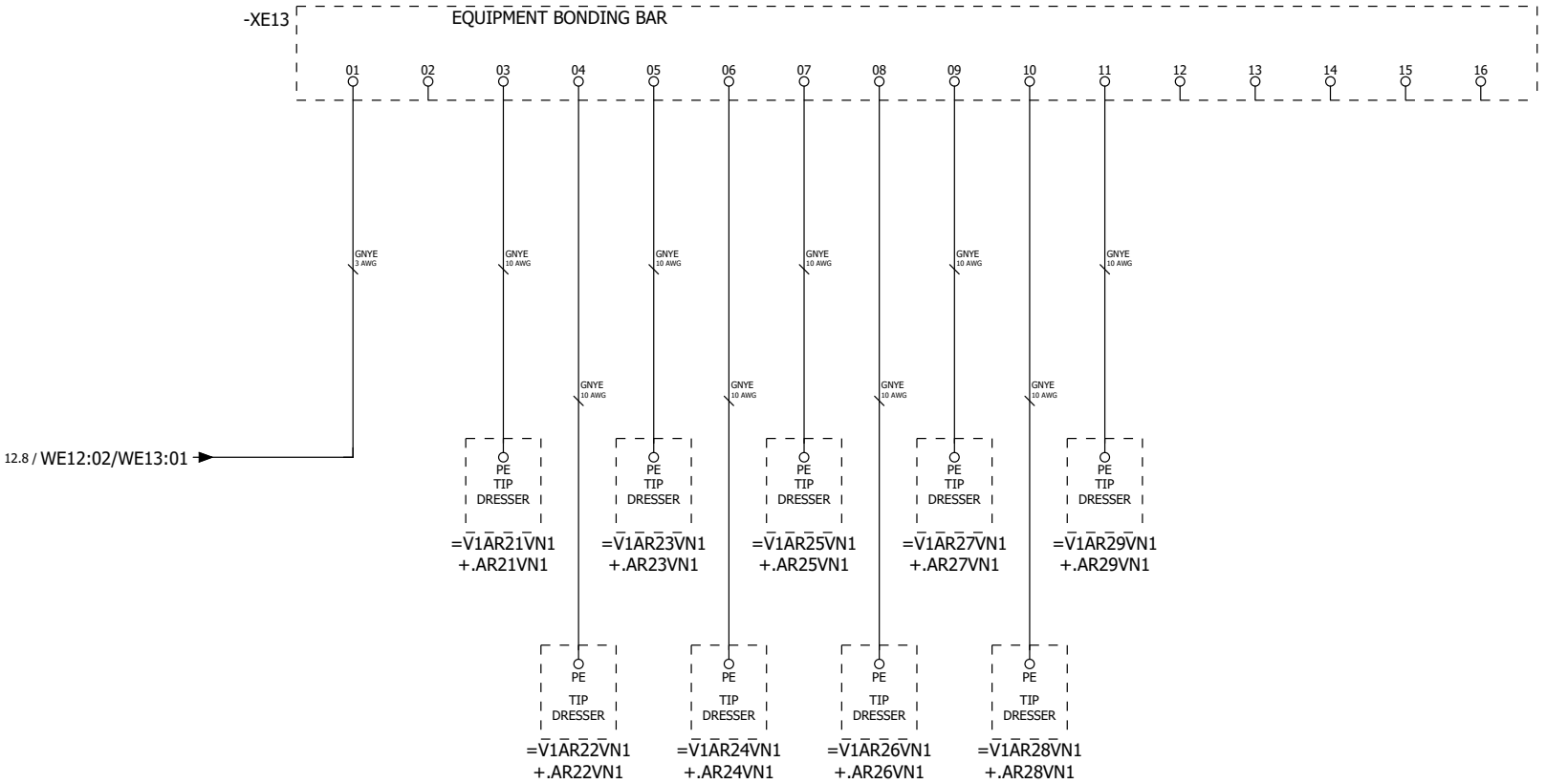

&EFS=FQ0V1SF1S01+.UC32/1

			Date	12/2/2022	Volvo Trucks North America	Valiant TMS	EQUIPMENT BONDING	Drawing name: =2V05&EFS-EL	= FQ99V1
			Ed.	MKLEPADLO					+ V1
			Appr		P6700 Firewall - Cell 2V05	Scale 1:1		Document type: EFA	Project nr: 22-16143
Modification	Date	Name	Original		Replacement of / Replaced by				Page 13 / 1019

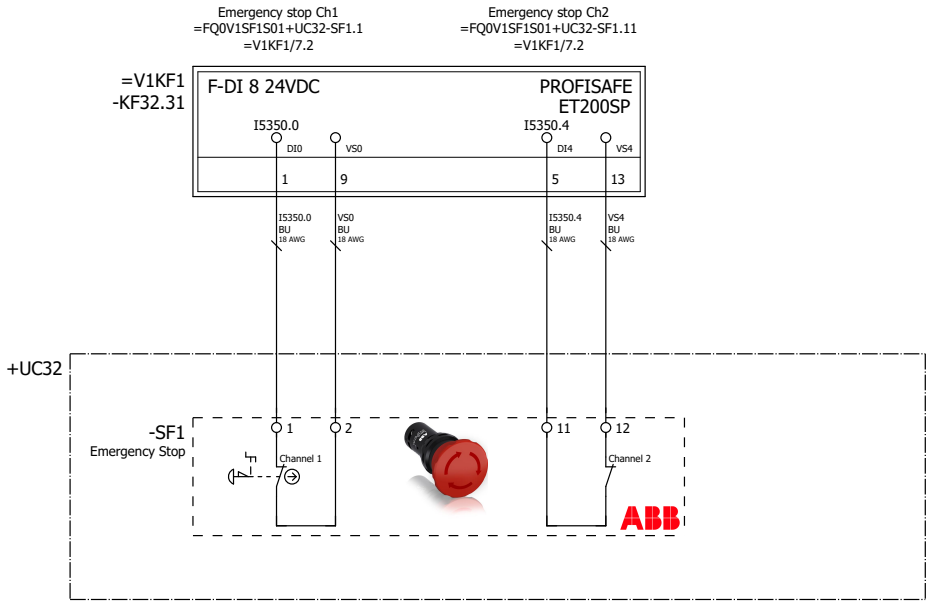

&EFA=FQ99V1+V1/13

=FQ0V1SF2S01+.UC33/1

			Date	12/2/2022	Volvo Trucks North America		Valiant TMS	Emergency stop +V1SF1S01UC32	Drawing name: =2V05&EFS-EL	= FQ0V1SF1S01
			Ed.	MKLEPADLO						+ V1UC32
			Appr		P6700 Firewall - Cell 2V05				Document type: EFS	Project nr: 22-16143
Modification	Date	Name	Original		Replacement of	Replaced by	Scale 1:1			Page 1 / 1019

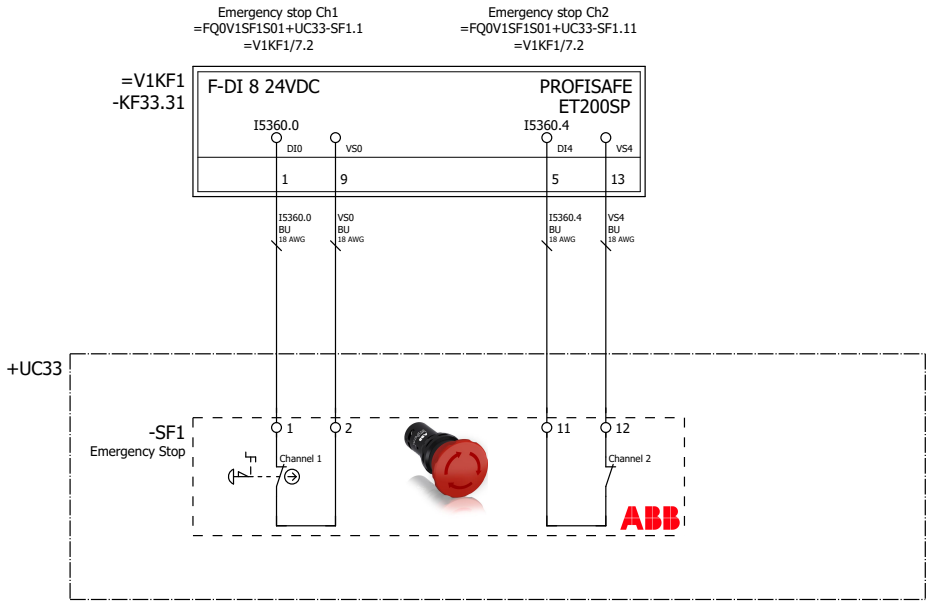

=FQ0V1SF1S01+.UC32/1

=KF0FQ0+UC31/1

			Date	12/2/2022	Volvo Trucks North America		Valiant TMS	Emergency stop +V1SF2S01UC33	Drawing name: =2V05&EFS-EL	= FQ0V1SF2S01
			Ed.	MKLEPADLO						+ V1UC33
			Appr		P6700 Firewall - Cell 2V05		Scale 1:1		Document type: EFS	Project nr: 22-16143
Modification	Date	Name	Original		Replacement of	Replaced by				Page 1 / 1019

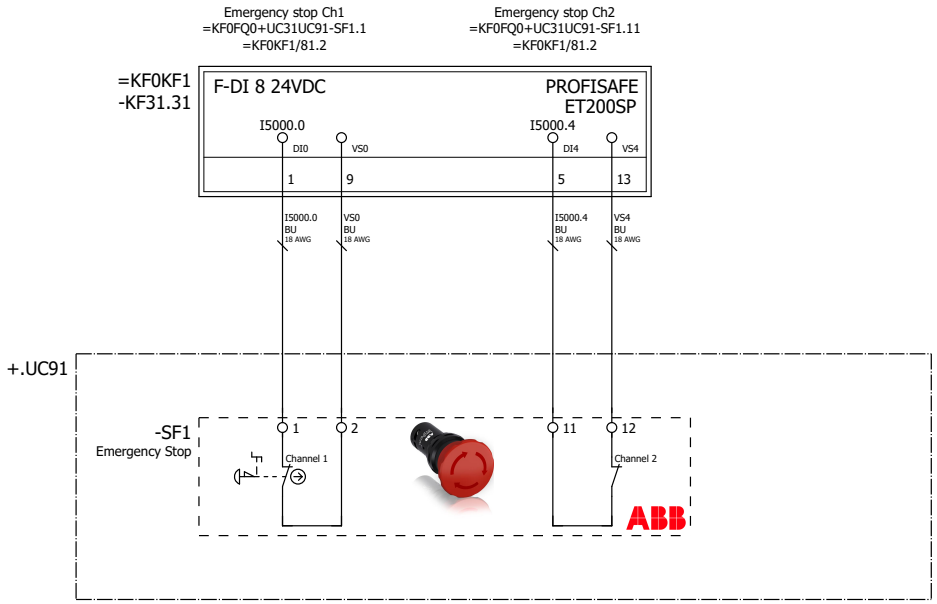

=FQ0V1SF2S01+V1UC33/1

=KF0KF1/1

			Date	12/2/2022	Volvo Trucks North America		Valiant TMS	Operating box UC91 MOP	Drawing name: =2V05&EFS-EL	= KF0FQ0
			Ed.	MKLEPADLO						+ UC31
			Appr		P6700 Firewall - Cell 2V05				Document type: EFS	Project nr: 22-16143
Modification	Date	Name	Original		Replacement of	Replaced by	Scale 1:1			Page 1 / 1019

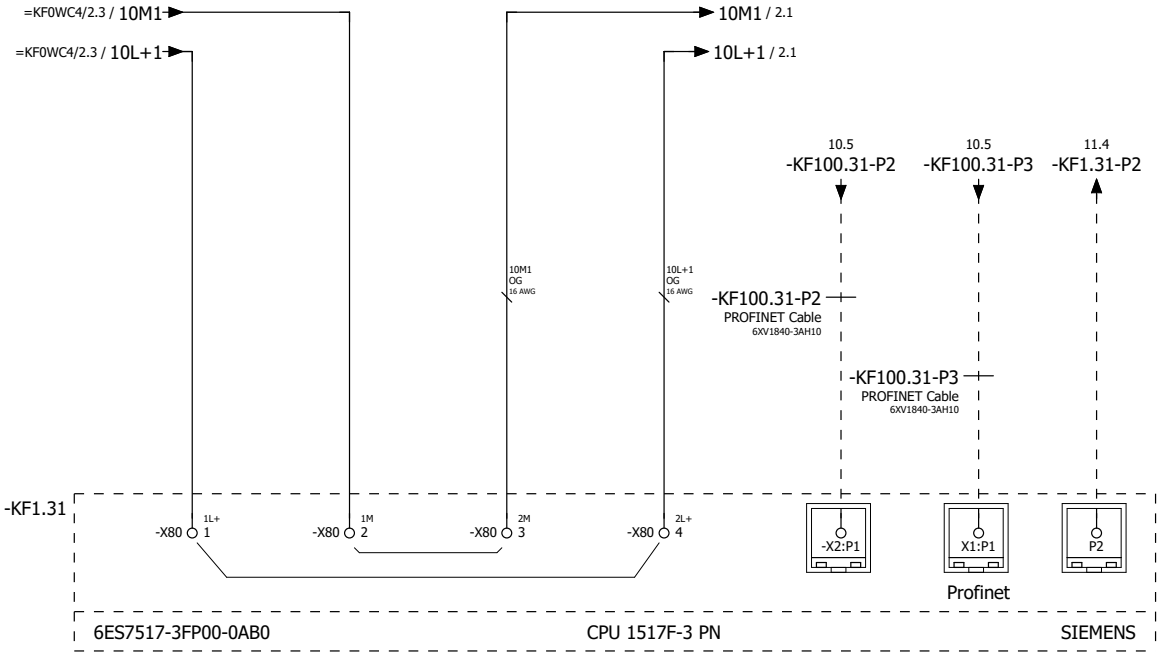

=KF0FQ0/1

2

			Date	12/12/2022	Volvo Trucks North America	Valiant TMS	CPU 1517-F-3PN/DP, Failsafe	Drawing name: =2V05&EFS-EL	= KF0KF1	
			Ed.	MKLEPADLO					+ UC31	
			Appr		P6700 Firewall - Cell 2V05			Document type: EFS	Project nr: 22-16143	Page 1
Modification	Date	Name	Original		Replacement of	Replaced by	Scale 1:1			1019

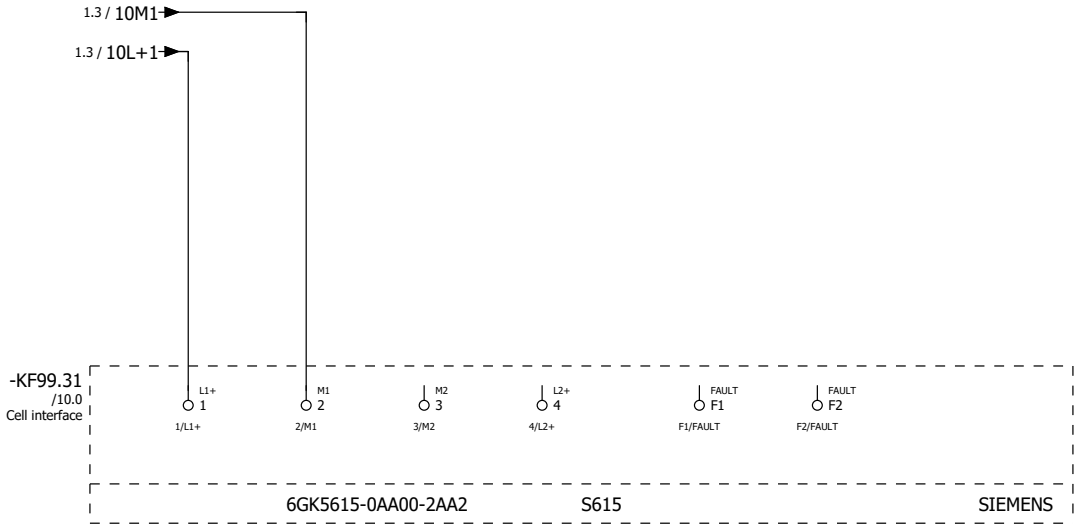

1 3

			Date	12/12/2022	Volvo Trucks North America		Valiant TMS	Cell interface S615	Drawing name: =2V05&EFS-EL	= KF0KF1
			Ed.	MKLEPADLO						+ UC31
			Appr		P6700 Firewall - Cell 2V05				Document type: EFS	Project nr: 22-16143
Modification	Date	Name	Original		Replacement of	Replaced by	Scale 1:1			Page 2 / 1019

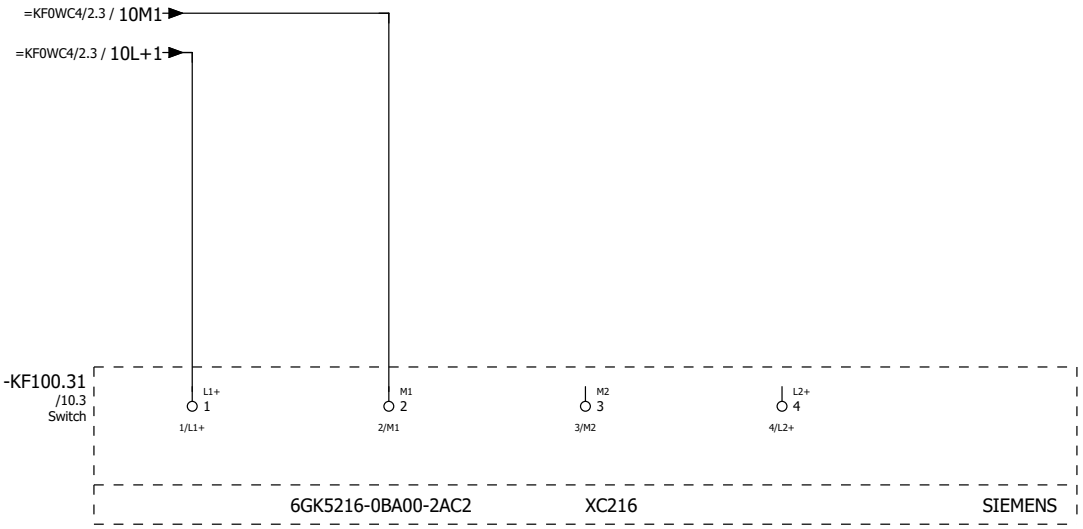

			Date	12/2/2022	Volvo Trucks North America		Valiant TMS	Switch, Scalance XC216	Drawing name: =2V05&EFS-EL	= KF0KF1	
			Ed.	MKLEPADLO						+ UC31	
			Appr		P6700 Firewall - Cell 2V05				Document type: EFS	Project nr: 22-16143	Page 3
Modification	Date	Name	Original		Replacement of	Replaced by	Scale 1:1				1019

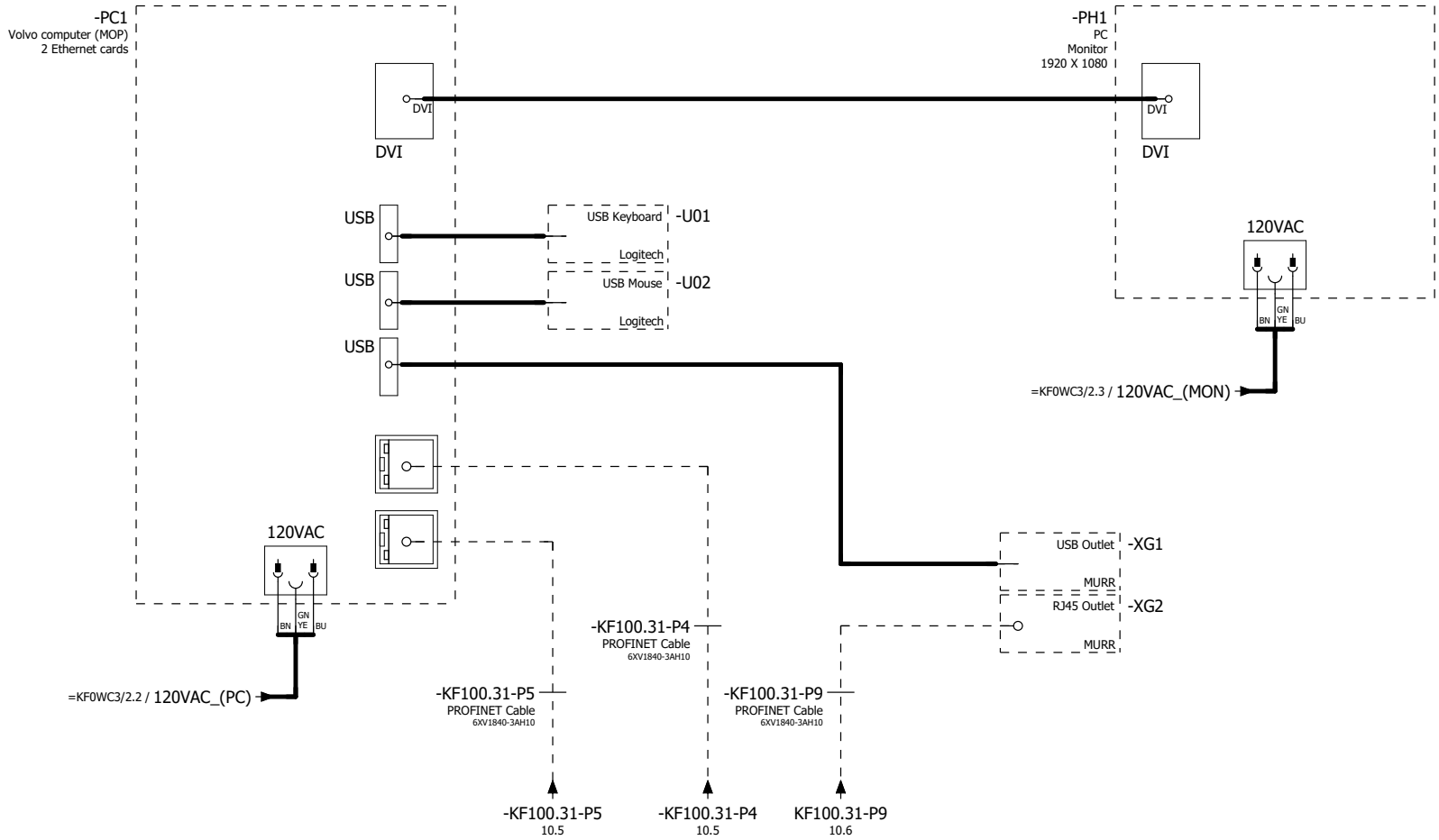

			Date	12/2/2022	Volvo Trucks North America		Valiant TMS	MOP, PC	Drawing name: =2V05&EFS-EL	= KF0KF1	
			Ed.	MKLEPADLO						+ UC31	
			Appr		P6700 Firewall - Cell 2V05				Document type: EFS	Project nr: 22-16143	Page 6
Modification	Date	Name	Original		Replacement of	Replaced by	Scale 1:1				1019

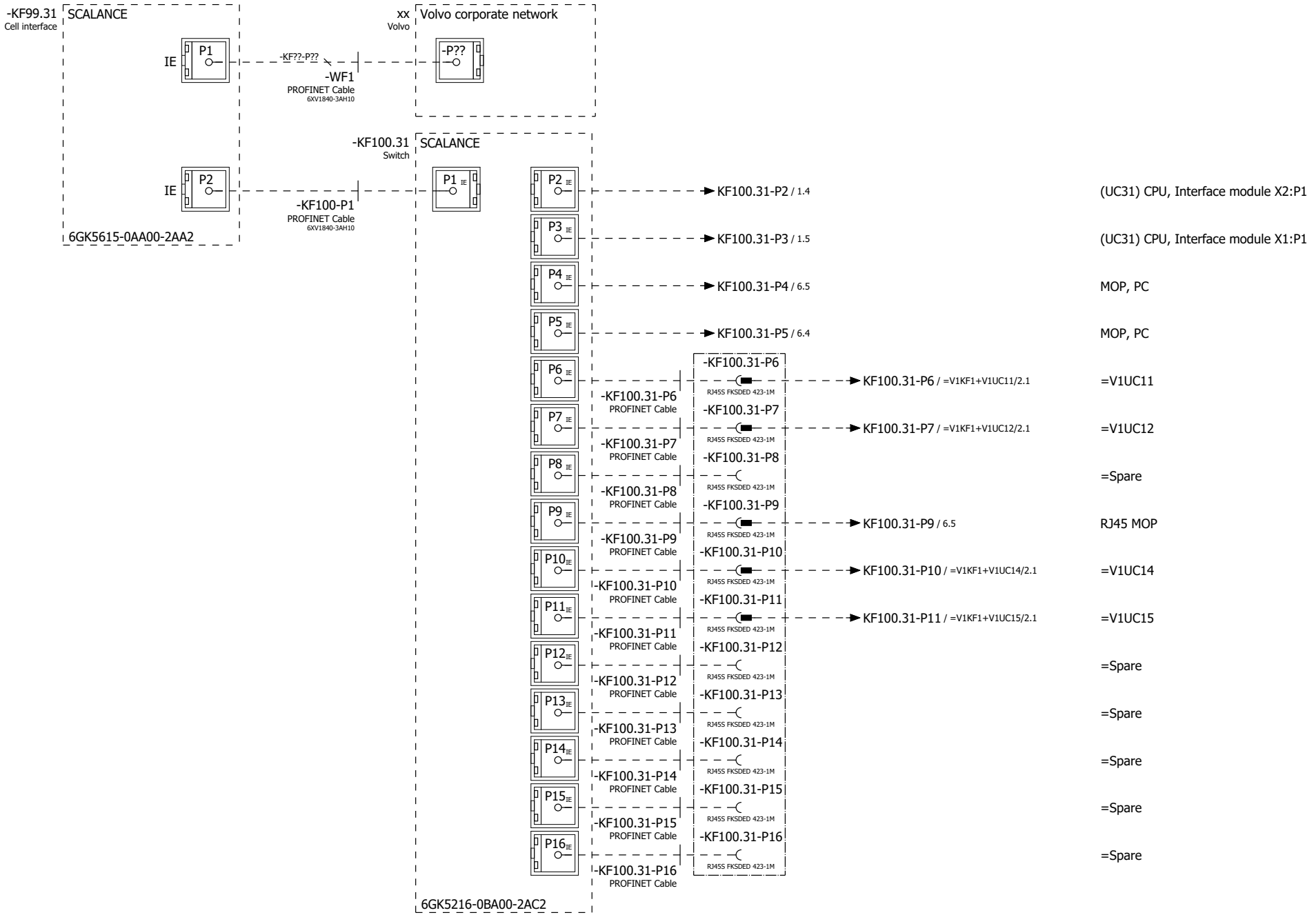
-KF99.31
Cell interface
SCALANCE
IE
P1
-KF??-P??
-WF1
PROFINET Cable
6XV1840-3AH10
xx
Volvo
Volvo corporate network
-P??
IE
P2
-KF100-P1
PROFINET Cable
6XV1840-3AH10
6GK5615-0AA00-2AA2
-KF100.31
Switch
SCALANCE
P1 IE
P2 IE
P3 IE
P4 IE
P5 IE
P6 IE
P7 IE
P8 IE
P9 IE
P10 IE
P11 IE
P12 IE
P13 IE
P14 IE
P15 IE
P16 IE
6GK5216-0BA00-2AC2
KF100.31-P2 / 1.4
(UC31) CPU, Interface module X2:P1
KF100.31-P3 / 1.5
(UC31) CPU, Interface module X1:P1
KF100.31-P4 / 6.5
MOP, PC
KF100.31-P5 / 6.4
MOP, PC
-KF100.31-P6
RJ45S FKSDED 423-1M
KF100.31-P6 / =V1KF1+V1UC11/2.1
=V1UC11
-KF100.31-P6
PROFINET Cable
-KF100.31-P7
RJ45S FKSDED 423-1M
KF100.31-P7 / =V1KF1+V1UC12/2.1
=V1UC12
-KF100.31-P7
PROFINET Cable
-KF100.31-P8
RJ45S FKSDED 423-1M
=Spare
-KF100.31-P8
PROFINET Cable
-KF100.31-P9
RJ45S FKSDED 423-1M
KF100.31-P9 / 6.5
RJ45 MOP
-KF100.31-P9
PROFINET Cable
-KF100.31-P10
RJ45S FKSDED 423-1M
KF100.31-P10 / =V1KF1+V1UC14/2.1
=V1UC14
-KF100.31-P10
PROFINET Cable
-KF100.31-P11
RJ45S FKSDED 423-1M
KF100.31-P11 / =V1KF1+V1UC15/2.1
=V1UC15
-KF100.31-P11
PROFINET Cable
-KF100.31-P12
RJ45S FKSDED 423-1M
=Spare
-KF100.31-P12
PROFINET Cable
-KF100.31-P13
RJ45S FKSDED 423-1M
=Spare
-KF100.31-P13
PROFINET Cable
-KF100.31-P14
RJ45S FKSDED 423-1M
=Spare
-KF100.31-P14
PROFINET Cable
-KF100.31-P15
RJ45S FKSDED 423-1M
=Spare
-KF100.31-P15
PROFINET Cable
-KF100.31-P16
RJ45S FKSDED 423-1M
=Spare
-KF100.31-P16
PROFINET Cable



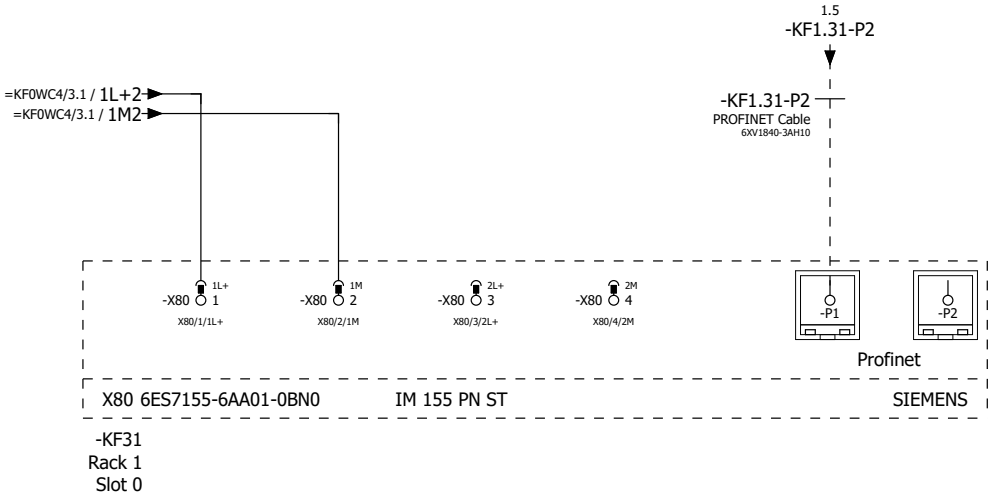

			Date	12/12/2022	Volvo Trucks North America		Valiant TMS	IM 155 PN	Drawing name: =2V05&EFS-EL	= KF0KF1
			Ed.	MKLEPADLO						+ UC31
			Appr		P6700 Firewall - Cell 2V05				Document type: EFS	Project nr: 22-16143
Modification	Date	Name	Original		Replacement of	Replaced by	Scale 1:1			Page 11 / 1019

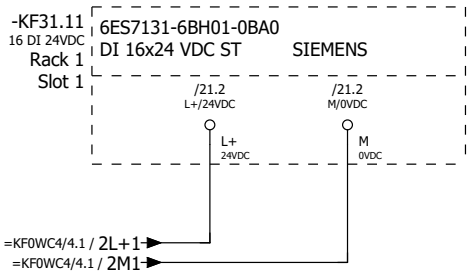

			Date	12/2/2022	Volvo Trucks North America		Valiant TMS	ET200S Wiring DI	Drawing name: =2V05&EFS-EL	= KF0KF1
			Ed.	MKLEPADLO						+ UC31
			Appr		P6700 Firewall - Cell 2V05				Document type: EFS	Project nr: 22-16143 Page 12
Modification	Date	Name	Original		Replacement of	Replaced by	Scale 1:1			1019

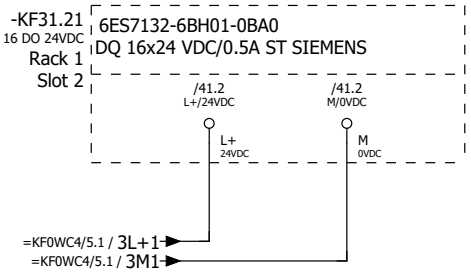

			Date	12/2/2022	Volvo Trucks North America		Valiant TMS	ET200S Wiring DO	Drawing name: =2V05&EFS-EL	= KF0KF1	
			Ed.	MKLEPADLO						+ UC31	
			Appr		P6700 Firewall - Cell 2V05				Document type: EFS	Project nr: 22-16143	Page 14
Modification	Date	Name	Original		Replacement of	Replaced by	Scale 1:1				1019

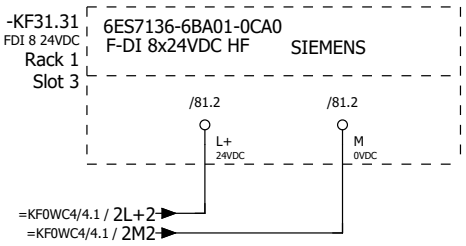

			Date	12/2/2022	Volvo Trucks North America		Valiant TMS	ET200S Wiring F-DI	Drawing name: =2V05&EFS-EL	= KF0KF1	
			Ed.	MKLEPADLO						+ UC31	
			Appr		P6700 Firewall - Cell 2V05				Document type: EFS	Project nr: 22-16143	Page 18
Modification	Date	Name	Original		Replacement of	Replaced by	Scale 1:1				1019

-KF31.11

ET 200SP SIEMENS
DI 16x24 VDC ST

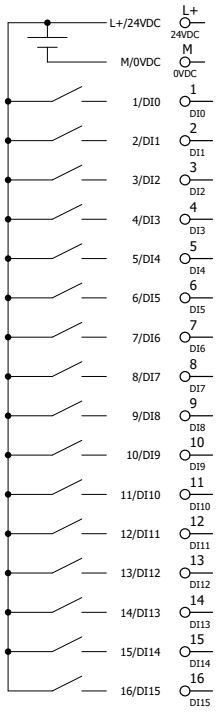

6ES7131-6BH01-0BA0

	/12.1			
	/12.2			
I00.0	=KF0SF1/2.2	=KF0SF1+UC31UC92-SF1_I	Emergency stop tripped/reset PB	
I00.1	=KF0SF1/2.5	=KF0SF1+UC31UC92-SF2_I	Enable power PB	
I00.2	=KF0SF1/2.7	=KF0SF1+UC31UC92-SF3_I	Start auto PB	
I00.3	=KF0SF1/2.7	=KF0SF1+UC31UC92-SF4_I	Man/Auto Sel Switch	
I00.4	=KF0SF1/1.5	=KF0SF1+UC31UC91-SF5_I	Set PB	
I00.5	=KF0SF1/1.2	=KF0SF1+UC31UC91-SF6_I	Reset PB	
I00.6		I00.6	Spare	
I00.7		I00.7	Spare	
I01.0	=KF0WC4/2.6	=K0WC4-GA1.1	UPS Battery	
I01.1	=KF0WC4/2.7	=K0WC4-GA1.2	UPS Alarm	
I01.2	=KF0WC3/3.2	=KF0WC3+UC31-FC1	Monitoring 120 VAC	
I01.3	=KF0WC3/3.4	=KF0WC3+UC31-FC2	Monitoring 120 VAC	
I01.4	=KF0WC4/1.3	=KF0WC4+UC31-FC11_I	Monitoring 24 VDC	
I01.5		I01.5	Spare	
I01.6		I01.6	Spare	
I01.7		I01.7	Spare	

-KF31.21

ET 200SP SIEMENS
DQ 16x24 VDC/0.5A ST

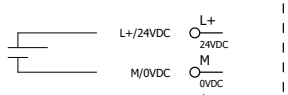

1/DQ0	1 DQ0	Q00.0	=KF0SF1/2.3	=KF0SF1+UC31UC92-PF1_Q	Emergency stop tripped/reset LT
2/DQ1	2 DQ1	Q00.1	=KF0SF1/2.8	=KF0SF1+UC31UC92-PF3_Q	Start auto LT
3/DQ2	3 DQ2	Q00.2		Q00.2	Spare
4/DQ3	4 DQ3	Q00.3		Q00.3	Spare
5/DQ4	5 DQ4	Q00.4		Q00.4	Spare
6/DQ5	6 DQ5	Q00.5		Q00.5	Spare
7/DQ6	7 DQ6	Q00.6		Q00.6	Spare
8/DQ7	8 DQ7	Q00.7		Q00.7	Spare
9/DQ8	9 DQ8	Q01.0	=KF0PZ1/1.3	=KF0PZ1+UC31-PF1_1	Indication column Green
10/DQ9	10 DQ9	Q01.1	=KF0PZ1/1.3	=KF0PZ1+UC31-PF1_2	Indication column Red
11/DQ10	11 DQ10	Q01.2	=KF0PZ1/1.4	=KF0PZ1+UC31-PF1_3	Indication column Siren
12/DQ11	12 DQ11	Q01.3		Q01.3	Spare
13/DQ12	13 DQ12	Q01.4		Q01.4	Spare
14/DQ13	14 DQ13	Q01.5		Q01.5	Spare
15/DQ14	15 DQ14	Q01.6		Q01.6	Spare
16/DQ15	16 DQ15	Q01.7		Q01.7	Spare

L+ /14.1

M /14.2

6ES7132-6BH01-0BA0

			Date	11/26/2022	Volvo Trucks North America		Valiant TMS	ET200S Cross-reference Output module	Drawing name: =2V05&EFS-EL	= KF0KF1
			Ed.	MKLEPADLO						+ UC31
			Appr		P6700 Firewall - Cell 2V05				Document type: EFS	Project nr: 22-16143
Modification	Date	Name	Original		Replacement of	Replaced by	Scale 1:1			Page 41 / 1019

-KF31.31
/18.0

ET 200SP SIEMENS
F-DI 8x24VDC HF

	L+ 24VDC	/18.1			
	M 0VDC	/18.2			
I5000.0	1 DI0	=KF0FQ0/1.3	=KF0FQ0+UC31UC91-SF1.1	Emergency stop Ch1	
	9 VS0	=KF0FQ0/1.3			
I5000.1	2 DI1		I5000.1	Spare	
	10 VS1				
I5000.2	3 DI2		I5000.2	Spare	
	11 VS2				
I5000.3	4 DI3		I5000.3	Spare	
	12 VS3				
I5000.4	5 DI4	=KF0FQ0/1.4	=KF0FQ0+UC31UC91-SF1.11	Emergency stop Ch2	
	13 VS4	=KF0FQ0/1.4			
I5000.5	6 DI5		I5000.5	Spare	
	14 VS5				
I5000.6	7 DI6		I5000.6	Spare	
	15 VS6				
I5000.7	8 DI7		I5000.7	Spare	
	16 VS7				

6ES7136-6BA01-0CA0

			Date	11/26/2022	Volvo Trucks North America		Valiant TMS	ET200S Cross-reference Safe input module	Drawing name: =2V05&EFS-EL	= KF0KF1	
			Ed.	MKLEPADLO						+ UC31	
			Appr		P6700 Firewall - Cell 2V05				Document type: EFS	Project nr: 22-16143	Page 81
Modification	Date	Name	Original		Replacement of	Replaced by	Scale 1:1				1019

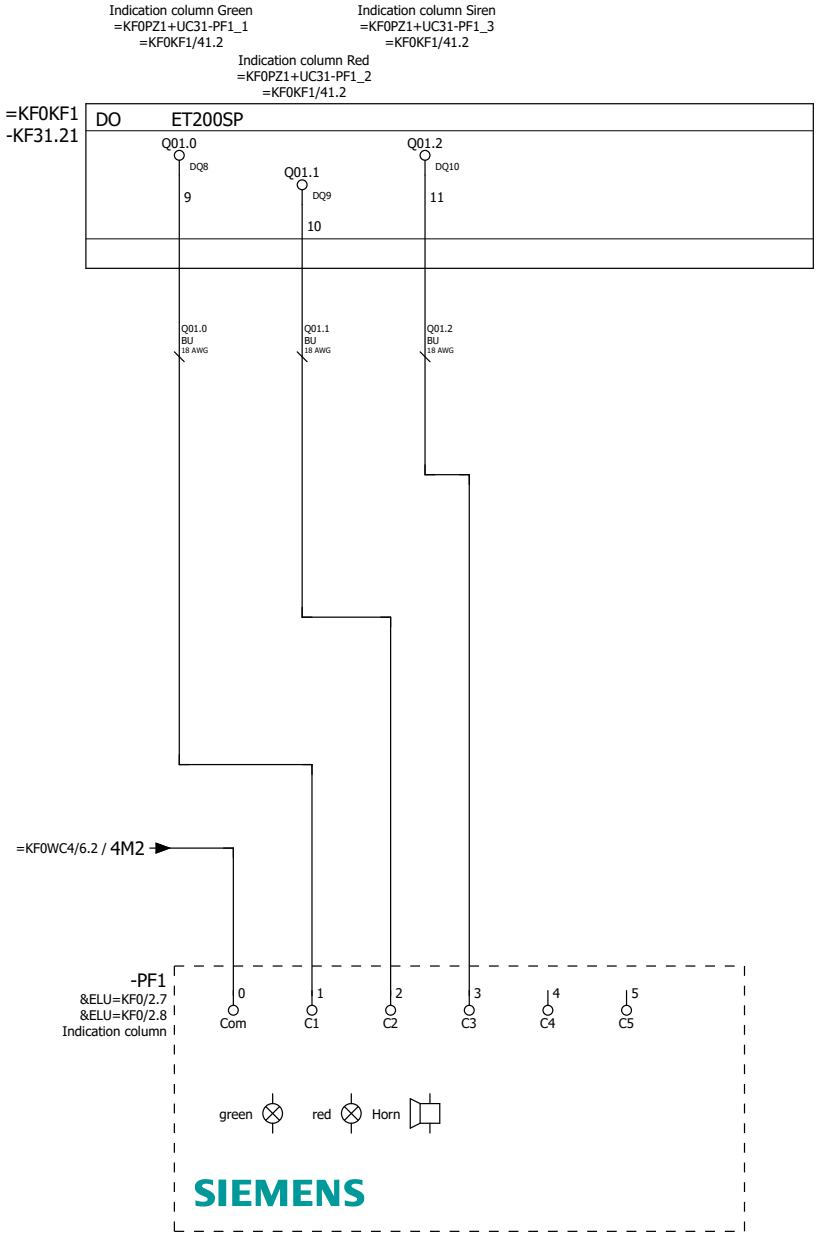

=KF0KF1/81

=KF0SF1/1

			Date	12/2/2022	Volvo Trucks North America		Valiant TMS	Indication column	Drawing name: =2V05&EFS-EL	= KF0PZ1
			Ed.	MKLEPADLO						+ UC31
			Appr		P6700 Firewall - Cell 2V05				Document type: EFS	Project nr: 22-16143
Modification	Date	Name	Original		Replacement of	Replaced by	Scale 1:1			Page 1 / 1019

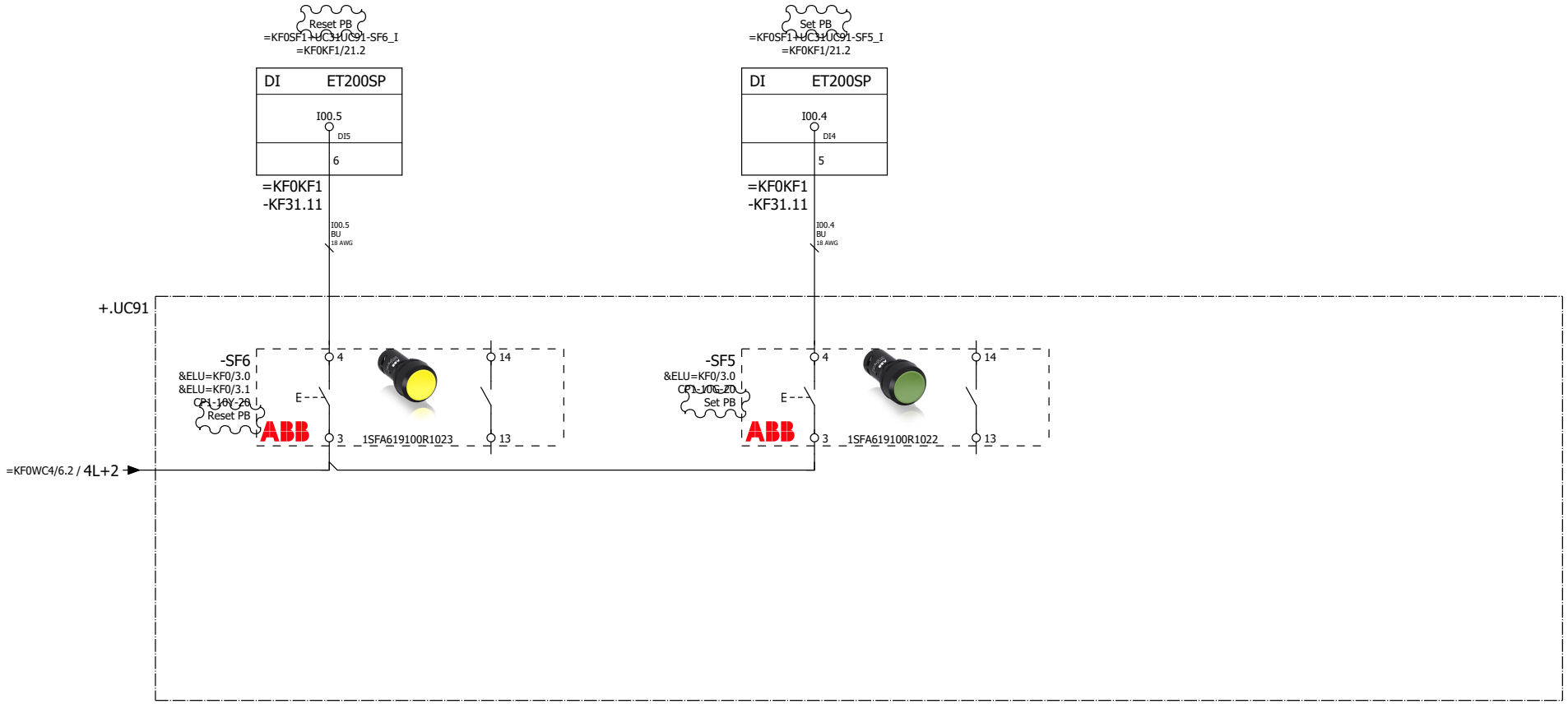

=KF0PZ1/1

2

			Date	12/16/2022	Volvo Trucks North America		Valiant TMS	Operating box UC91 MOP	Drawing name: =2V05&EFS-EL	= KF0SF1
			Ed.	KMAFFRE						+ UC31
			Appr		P6700 Firewall - Cell 2V05				Document type: EFS	Project nr: 22-16143
Modification	Date	Name	Original		Replacement of	Replaced by	Scale 1:1			Page 1 / 1019

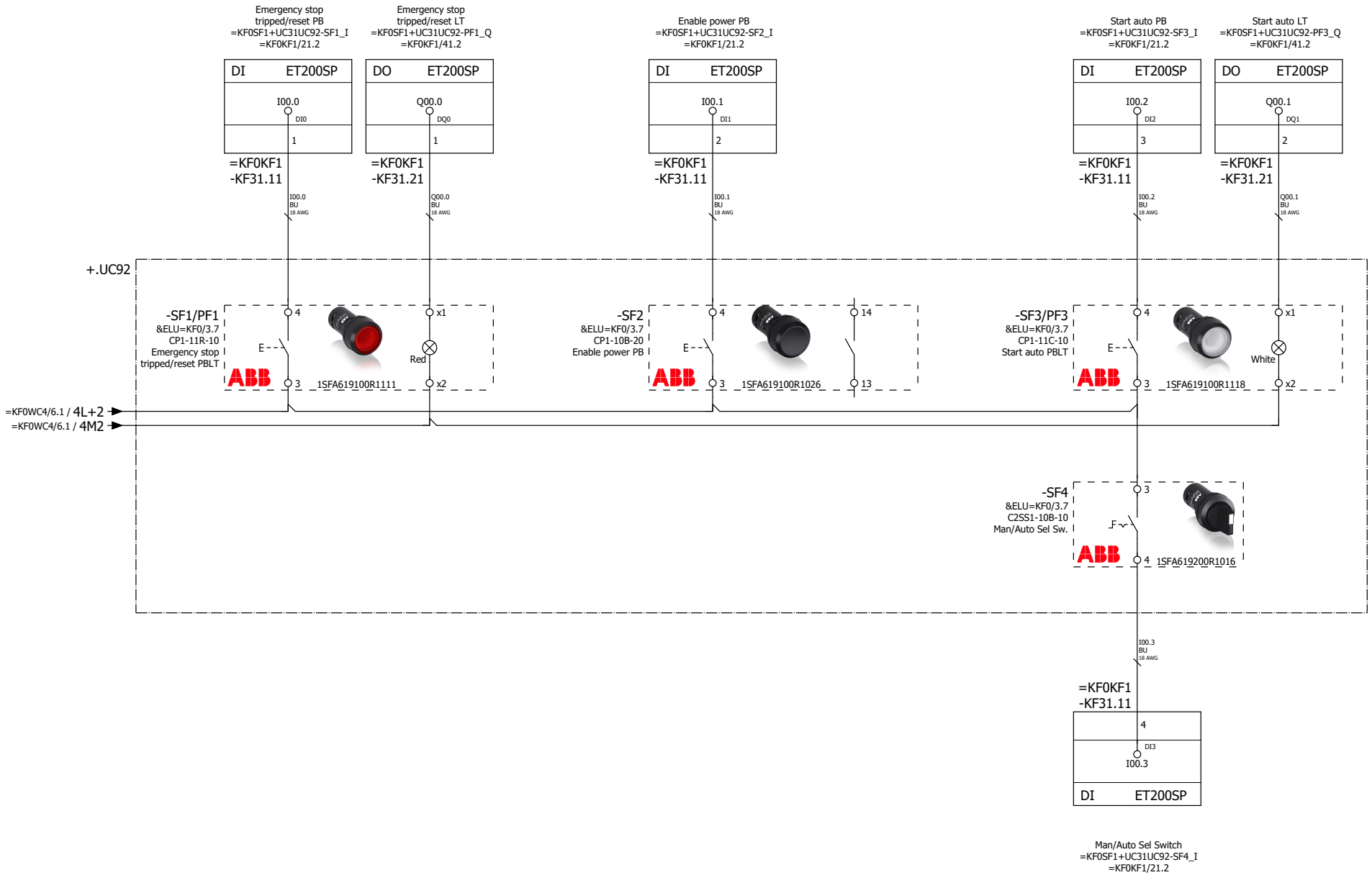

1

=KF0WC3/1

			Date	12/2/2022	Volvo Trucks North America	Valiant TMS	Operating box UC92 MOP	Drawing name: =2V05&EFS-EL	= KF0SF1	
			Ed.	MKLEPADLO					+ UC31	
			Appr		P6700 Firewall - Cell 2V05			Document type: EFS	Project nr: 22-16143	Page 2
Modification	Date	Name	Original		Replacement of / Replaced by	Scale 1:1				1019

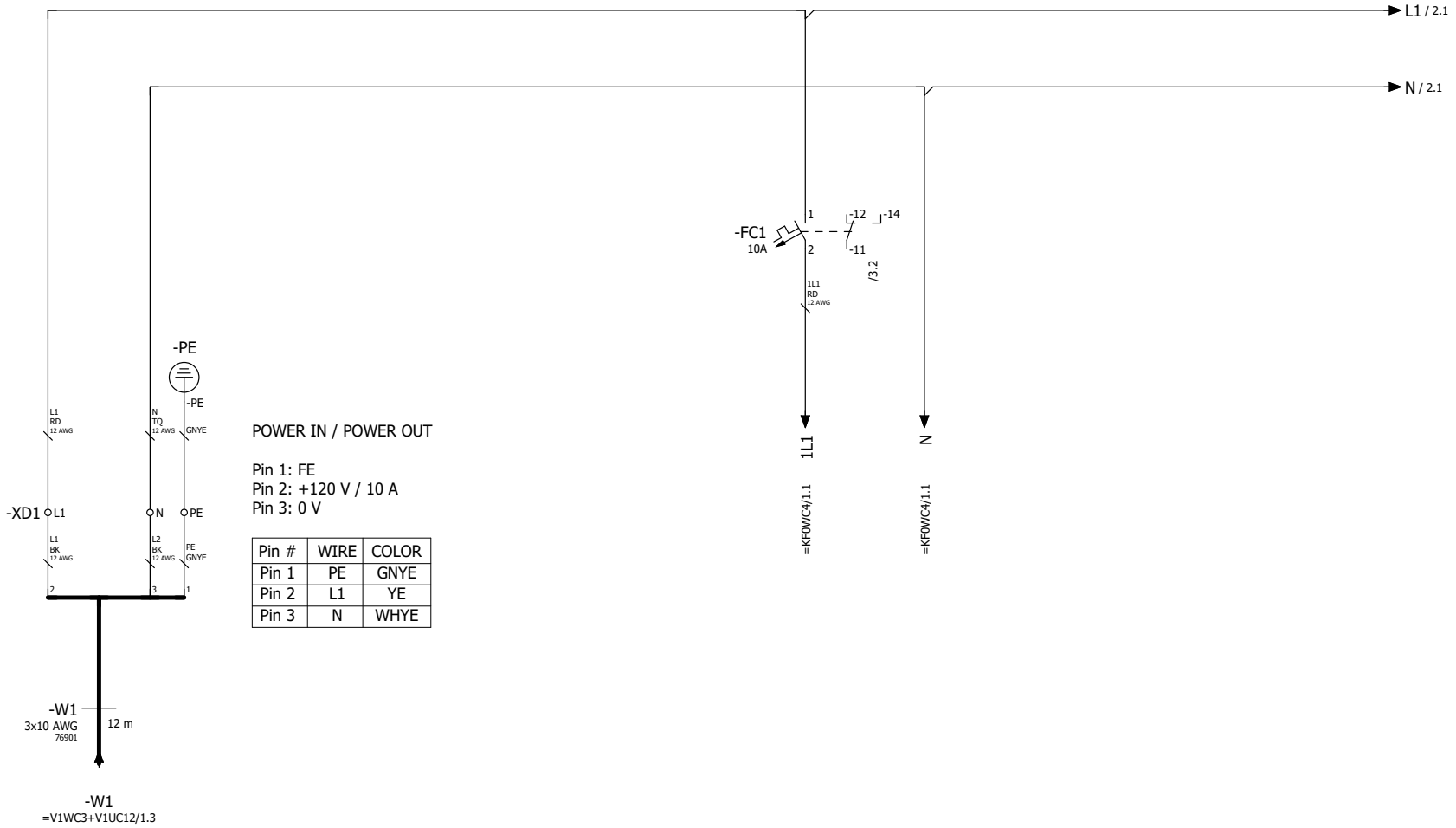

POWER IN / POWER OUT

Pin 1: FE
Pin 2: +120 V / 10 A
Pin 3: 0 V

Pin #	WIRE	COLOR
Pin 1	PE	GNYE
Pin 2	L1	YE
Pin 3	N	WHYE

Power
Distribution
24 VDC
Power Supply

=KF0SF1/2

2

			Date	12/2/2022	Volvo Trucks North America		Valiant TMS	Incomming power supply 120 VAC	Drawing name: =2V05&EFS-EL	= KF0WC3	
			Ed.	MKLEPADLO						+ UC31	
			Appr		P6700 Firewall - Cell 2V05				Document type: EFS	Project nr: 22-16143	Page 1
Modification	Date	Name	Original		Replacement of	Replaced by	Scale 1:1				1019

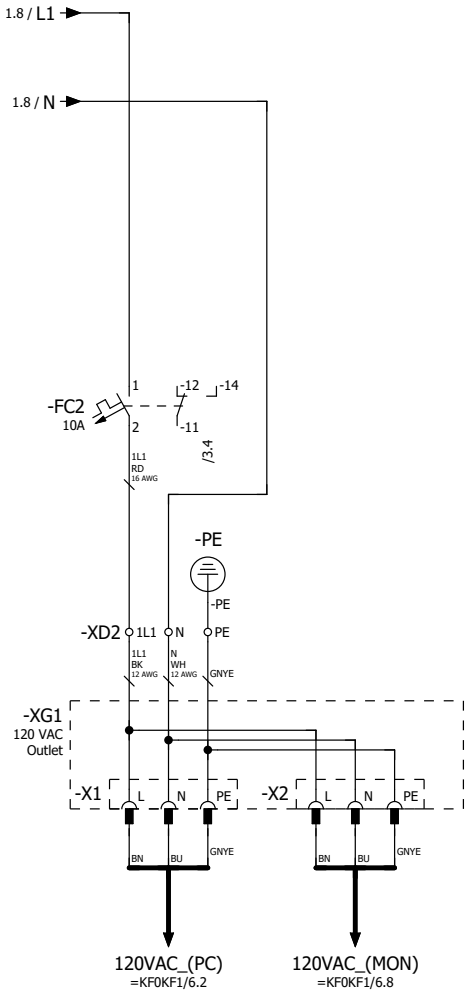

			Date	12/2/2022	Volvo Trucks North America		Valiant TMS	Outlet PLC 120VAC	Drawing name: =2V05&EFS-EL		= KF0WC3
			Ed.	MKLEPADLO							+ UC31
			Appr		P6700 Firewall - Cell 2V05				Document type: EFS	Project nr: 22-16143	Page 2
Modification	Date	Name	Original		Replacement of	Replaced by	Scale 1:1				1019

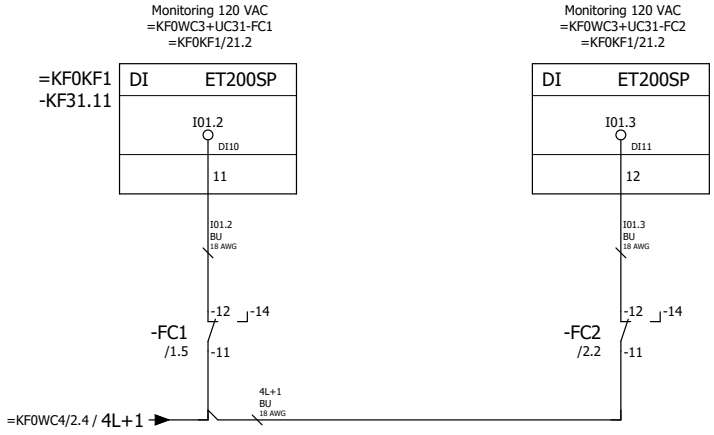

			Date	12/2/2022	Volvo Trucks North America		Valiant TMS	Monitoring 120VAC	Drawing name: =2V05&EFS-EL	= KF0WC3	
			Ed.	MKLEPADLO						+ UC31	
			Appr		P6700 Firewall - Cell 2V05				Document type: EFS	Project nr: 22-16143	Page 3
Modification	Date	Name	Original		Replacement of	Replaced by	Scale 1:1				1019

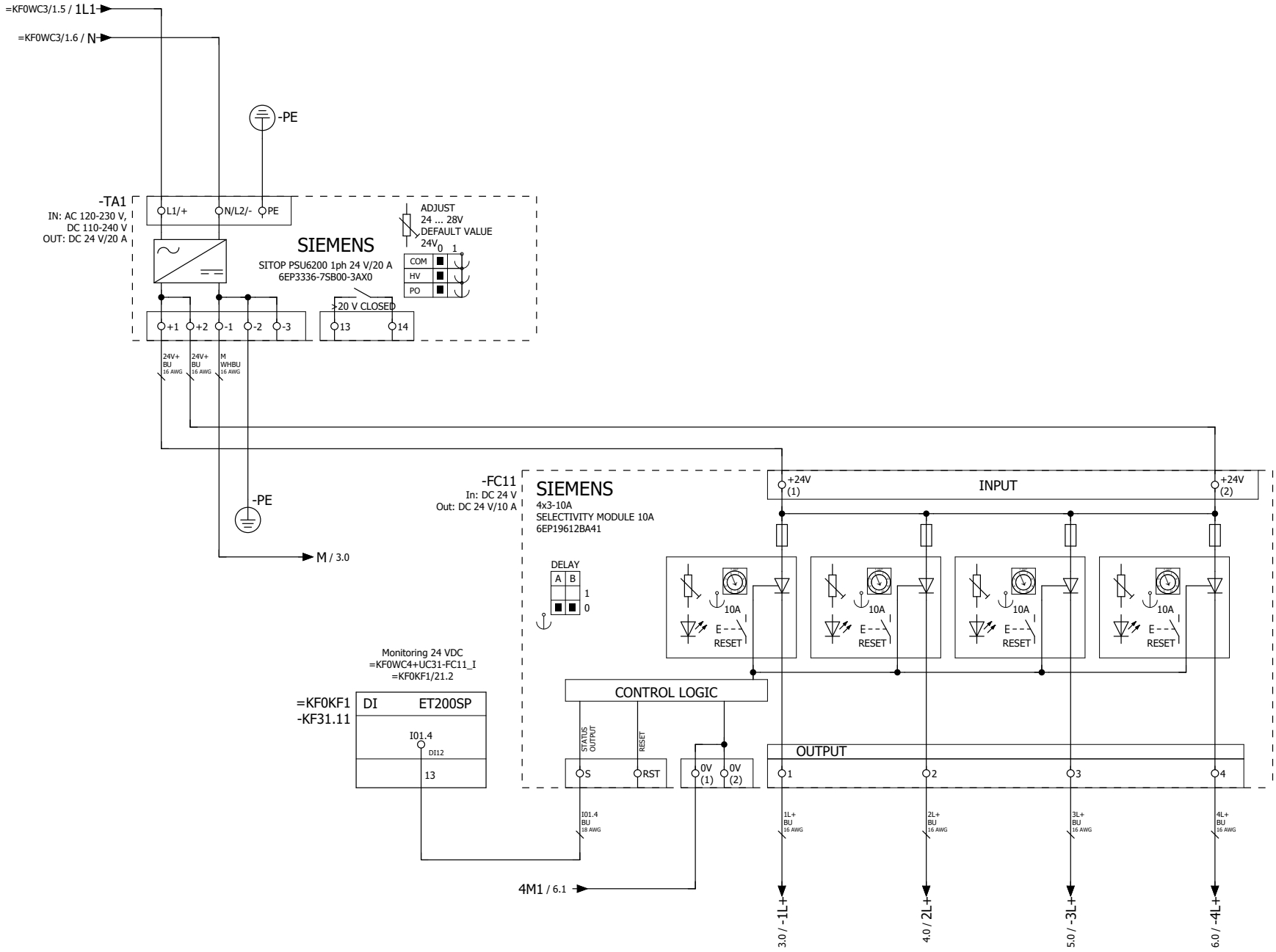

=KF0WC3/3

2

			Date	12/2/2022	Volvo Trucks North America		Valiant TMS	Power distribution 24VDC	Drawing name: =2V05&EFS-EL	= KF0WC4
			Ed.	MKLEPADLO						+ UC31
			Appr		P6700 Firewall - Cell 2V05				Document type: EFS	Project nr: 22-16143
Modification	Date	Name	Original		Replacement of	Replaced by	Scale 1:1			Page 1 / 1019

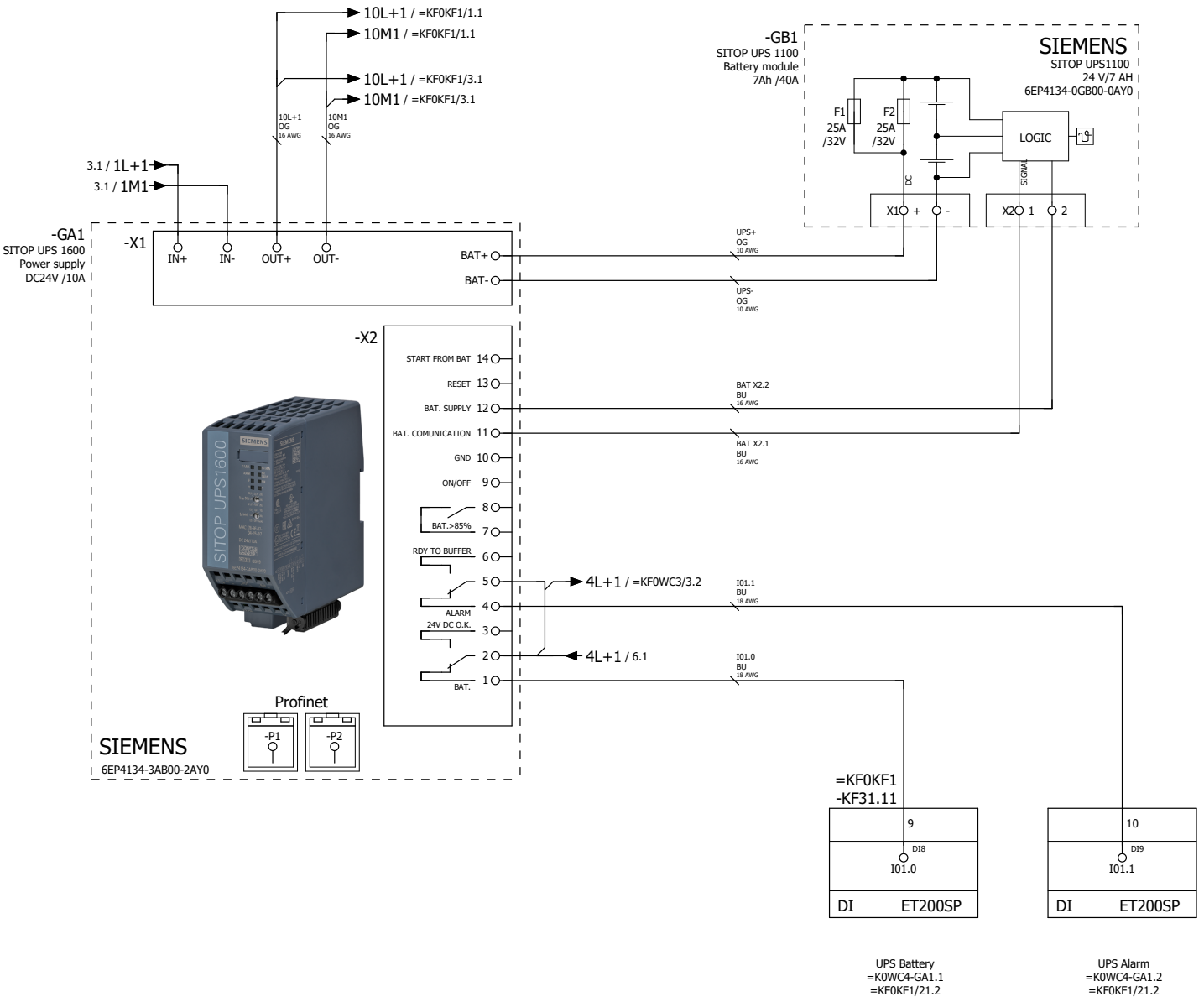

			Date	12/12/2022	Volvo Trucks North America		Valiant TMS	Power distribution, UPS	Drawing name: =2V05&EFS-EL	= KF0WC4
			Ed.	MKLEPADLO						+ UC31
			Appr		P6700 Firewall - Cell 2V05		Scale 1:1		Document type: EFS	Project nr: 22-16143
Modification	Date	Name	Original		Replacement of	Replaced by				Page 2 / 1019



			Date	12/2/2022	Volvo Trucks North America		Valiant TMS	Power distribution 24VDC 1L+	Drawing name: =2V05&EFS-EL	= KF0WC4	
			Ed.	MKLEPADLO						+ UC31	
			Appr		P6700 Firewall - Cell 2V05				Document type: EFS	Project nr: 22-16143	Page 3
Modification	Date	Name	Original		Replacement of	Replaced by	Scale 1:1				1019

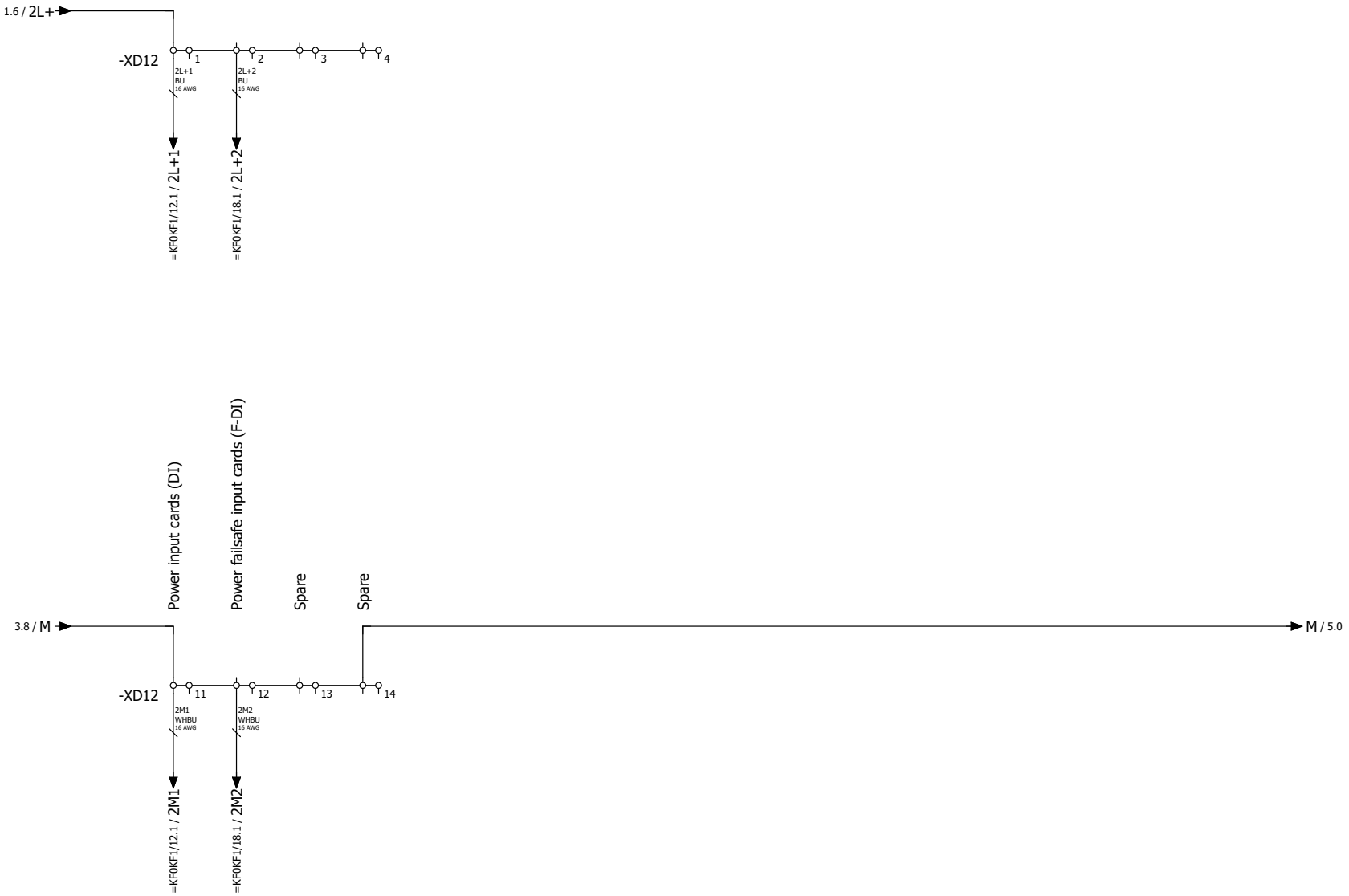

0	1	2	3	4	5	6	7	8	9

3 5

			Date	12/2/2022	Volvo Trucks North America	Valiant TMS	Power distribution 24VDC 2L+	Drawing name: =2V05&EFS-EL	= KF0WC4
			Ed.	MKLEPADLO					+ UC31
			Appr		P6700 Firewall - Cell 2V05			Document type: EFS	Project nr: 22-16143
Modification	Date	Name	Original		Replacement of	Replaced by	Scale 1:1		Page 4 / 1019

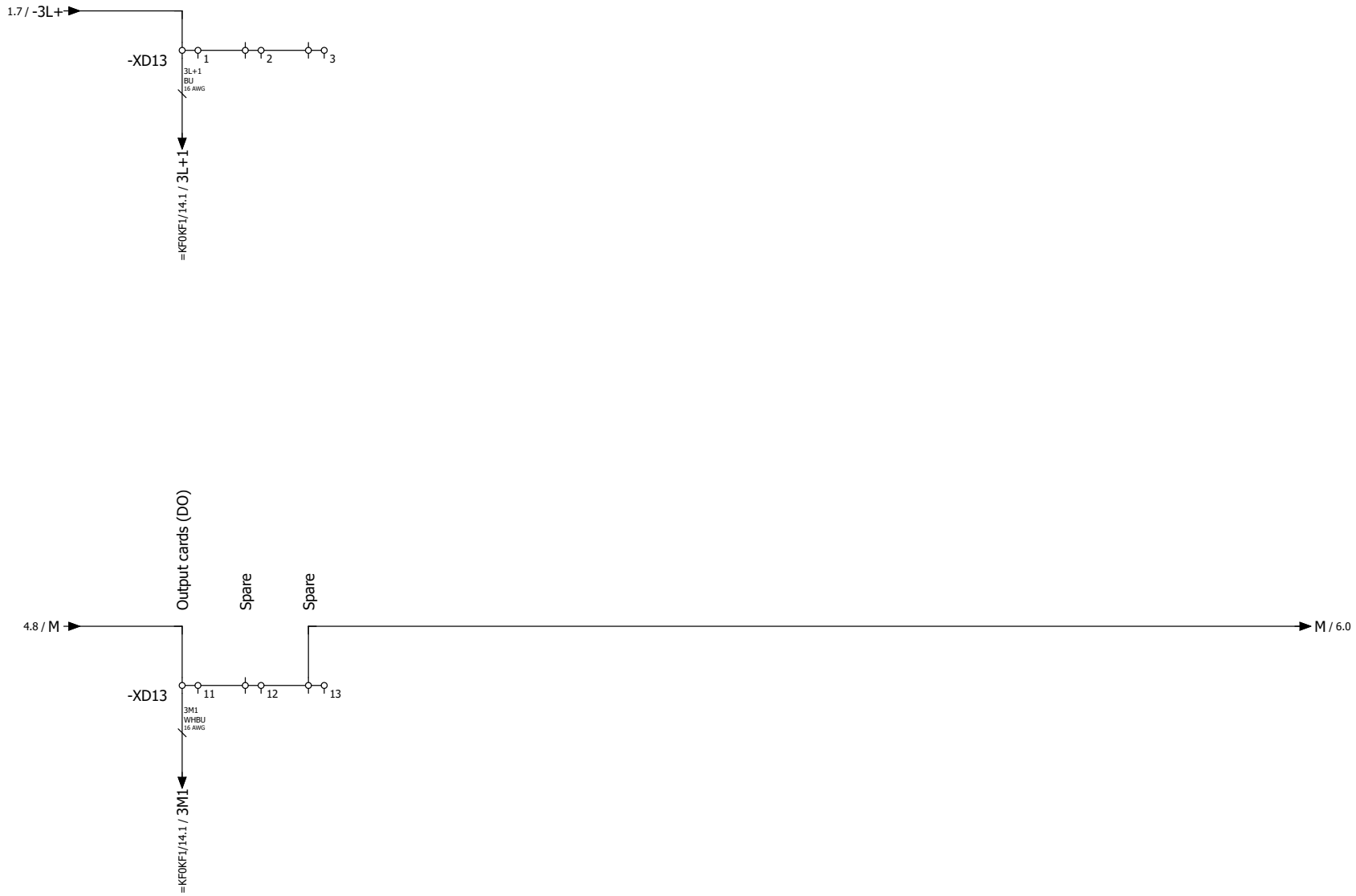

			Date	12/2/2022	Volvo Trucks North America		Valiant TMS	Power distribution 24VDC 3L+	Drawing name: =2V05&EFS-EL	= KF0WC4	
			Ed.	MKLEPADLO						+ UC31	
			Appr		P6700 Firewall - Cell 2V05				Document type: EFS	Project nr: 22-16143	Page 5
Modification	Date	Name	Original		Replacement of	Replaced by	Scale 1:1				1019

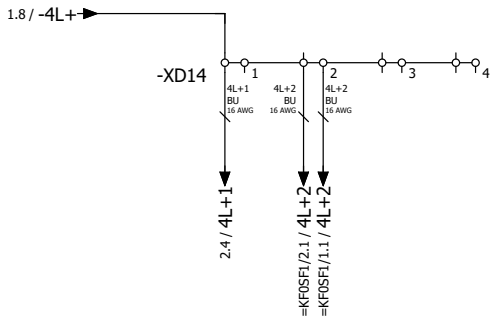

5

=KH0+KH0/1

			Date	12/2/2022	Volvo Trucks North America		Valiant TMS	Power distribution 24VDC 4L+	Drawing name: =2V05&EFS-EL	= KF0WC4	
			Ed.	MKLEPADLO						+ UC31	
			Appr		P6700 Firewall - Cell 2V05				Document type: EFS	Project nr: 22-16143	Page 6
Modification	Date	Name	Original		Replacement of	Replaced by	Scale 1:1				1019

=V1KF1+V1UC12

Monitoring Main AIR On
=KH0-BP1_I
=V1KF1+V1UC12/12.2

DI ET200SP
I86.6
DI6
7

=V1KF1
-KF12.14

I86.6
BUOG
16 AWG

=V1WC4+V1UC12/5.3 / 3L+6

=V1WC4+V1UC12/5.3 / 3M6

-KF12.14
7

BN WH BU BK

-W2
RKC 4.4T-15-RSC 4.4T/S3060
15m

BN WH BU BK

-W1-XD2
5-pin M12
Field Attachable
Connector
BS 8251-0/PG9

1-BN 4-BK 2-WH 3-BU

NEBS-L1G4-K-5-LE4
4x26AWG
5m

-W1

BN 26 AWG
BK 26 AWG
WH 26 AWG
BU 26 AWG

-W1-XD1

1 2 3 4

1 2 3 4

BN +24V DC power supply
BK Output A
WH Output B
BU 0V DC

PNP NPN
PNP NPN

p1

FESTO

-BP1

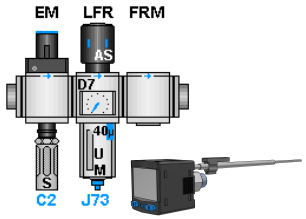

See drawing:
=2V05&MFS-PNEU

=KF0WC4+UC31/6

2

			Date	12/2/2022	Volvo Trucks North America	Valiant TMS	Incoming air supply (Main)	Drawing name: =2V05&EFS-EL	= KH0
			Ed.	MKLEPADLO					+ KH0
			Appr		P6700 Firewall - Cell 2V05			Document type: EFS	Project nr: 22-16143
Modification	Date	Name	Original		Replacement of	Replaced by	Scale 1:1		Page 1 / 1019

=V1KF1+V1UC11

Monitoring S010 Fixture AIR On
=KH0-BP2_I
=V1KF1+V1UC11/12.2

DI ET200SP

I56.6
DI6

7

=V1KF1
-KF11.14

I56.6
BUOG
16 AWG

=V1WC4+V1UC11/5.3 / 3L+6

=V1WC4+V1UC11/5.3 / 3M6

-KF11.14
7

bn wh bu bk

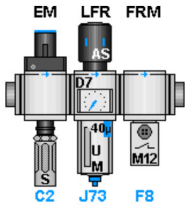

See drawing:
=2V05&MFS-PNEU

-W3
RKC 4.4T-25-RSC 4.4T/S3060
25m

bn bu bk wh

-BP2
1 L+
3 L-
4 Out
2 n.c.
M12
P
FESTO

1 3

			Date	12/2/2022	Volvo Trucks North America		Valiant TMS	Incoming air supply (S010)	Drawing name: =2V05&EFS-EL	= KH0
			Ed.	MKLEPADLO						+ KH0
			Appr		P6700 Firewall - Cell 2V05				Document type: EFS	Project nr: 22-16143
Modification	Date	Name	Original		Replacement of	Replaced by	Scale 1:1			Page 2 / 1019

=V1KF1+V1UC12

Monitoring S020 Fixture AIR On
=KH0-BP3_I
=V1KF1+V1UC12/12.2

DI ET200SP

I86.7
DI7

8

=V1KF1
-KF12.14

I86.7
BUOG
16 AWG

=V1WC4+V1UC12/5.3 / 3L+6

=V1WC4+V1UC12/5.3 / 3M6

-KF12.14
8

bn wh bu bk

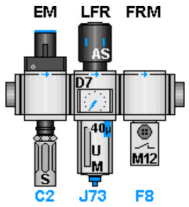

See drawing:
=2V05&MFS-PNEU

-W4
RKC 4.4T-25-RSC 4.4T/S3060
25m

bn bu bk wh

-BP3
1 L+
3 L-
4 Out
2 n.c.

M12

P

FESTO

2 4

			Date	12/2/2022	Volvo Trucks North America		Valiant TMS	Incoming air supply (S020)	Drawing name: =2V05&EFS-EL	= KH0
			Ed.	MKLEPADLO						+ KH0
			Appr		P6700 Firewall - Cell 2V05				Document type: EFS	Project nr: 22-16143
Modification	Date	Name	Original		Replacement of	Replaced by	Scale 1:1			Page 3 / 1019

=V1KF1+V1UC15

Monitoring S030 Fixture AIR On
=KH0-BP4_I
=V1KF1+V1UC15/9.2

DI ET200SP
I233.1
DI9
10

=V1KF1
-KF15.12

I233.1
BUOG
16 AWG

=V1WC4+V1UC15/6.2 / 5L+2

=V1WC4+V1UC15/6.2 / 5M2

-KF15.12
10

bn wh bu bk

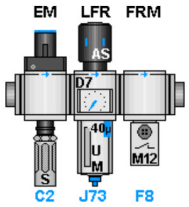

See drawing:
=2V05&MFS-PNEU

-W5
RKC 4.4T-35-RSC 4.4T/S3060
35m

bn bu bk wh

-BP4
1 L+
3 L-
4 Out
2 n.c.
M12
P

FESTO

3 5

			Date	12/2/2022	Volvo Trucks North America		Valiant TMS	Incoming air supply (S030)	Drawing name: =2V05&EFS-EL	= KH0
			Ed.	MKLEPADLO						+ KH0
			Appr		P6700 Firewall - Cell 2V05				Document type: EFS	Project nr: 22-16143
Modification	Date	Name	Original		Replacement of	Replaced by	Scale 1:1			Page 4 / 1019

=V1KF1+V1UC15

Monitoring S040 Fixture AIR On
=KH0-BP5_I
=V1KF1+V1UC15/9.2

DI ET200SP

I232.6
DI6

7

=V1KF1
-KF15.12

I232.6
BUOG
16 AWG

=V1WC4+V1UC15/6.1 / 5L+1

=V1WC4+V1UC15/6.1 / 5M1

-KF15.12
7

bn wh bu bk

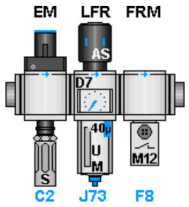

See drawing:
=2V05&MFS-PNEU

-W6
RKC 4.4T-25-RSC 4.4T/S3060
25m

bn bu bk wh

-BP5
1 L+
3 L-
4 Out
2 n.c.
M12
P
FESTO

4 6

			Date	12/2/2022	Volvo Trucks North America		Valiant TMS	Incoming air supply (S040)	Drawing name: =2V05&EFS-EL	= KH0
			Ed.	MKLEPADLO						+ KH0
			Appr		P6700 Firewall - Cell 2V05				Document type: EFS	Project nr: 22-16143
Modification	Date	Name	Original		Replacement of	Replaced by	Scale 1:1			Page 5 / 1019

=V1KF1+V1UC15

Monitoring S050 Fixture AIR On
=KH0-BP6_I
=V1KF1+V1UC15/9.2

DI ET200SP

I232.7
DI7

8

=V1KF1
-KF15.12

I232.7
BUOG
16 AWG

=V1WC4+V1UC15/6.2 / 5L+1

=V1WC4+V1UC15/6.2 / 5M1

-KF15.12
8

bn wh bu bk

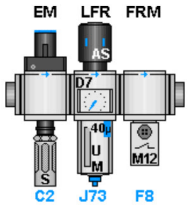

See drawing:
=2V05&MFS-PNEU

-W7
RKC 4.4T-25-RSC 4.4T/S3060
25m

bn bu bk wh

-BP6
1 L+
3 L-
4 Out
2 n.c.
M12
P
FESTO

5 7

			Date	12/2/2022	Volvo Trucks North America		Valiant TMS	Incoming air supply (S050)	Drawing name: =2V05&EFS-EL	= KH0
			Ed.	MKLEPADLO						+ KH0
			Appr		P6700 Firewall - Cell 2V05				Document type: EFS	Project nr: 22-16143
Modification	Date	Name	Original		Replacement of	Replaced by	Scale 1:1			Page 6 / 1019

=V1KF1+V1UC14

Monitoring S060 Fixture AIR On
=KH0-BP7_I
=V1KF1+V1UC14/9.2

DI ET200SP

I202.6
DI6

7

=V1KF1
-KF14.12

I202.6
BUOG
16 AWG

=V1WC4+V1UC14/6.1 / 5L+1

=V1WC4+V1UC14/6.1 / 5M1

-KF14.12
7

bn wh bu bk

-W8
RKC 4.4T-35-RSC 4.4T/S3060
35m

bn bu bk wh

-BP7
1 L+
3 L-
4 Out
2 n.c.
M12
P

FESTO

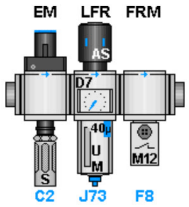

See drawing:
=2V05&MFS-PNEU

6 8

			Date	12/2/2022	Volvo Trucks North America	Valiant TMS	Incoming air supply (S060)	Drawing name: =2V05&EFS-EL	= KH0
			Ed.	MKLEPADLO					+ KH0
			Appr		P6700 Firewall - Cell 2V05			Document type: EFS	Project nr: 22-16143
Modification	Date	Name	Original		Replacement of	Replaced by	Scale 1:1		Page 7 / 1019

=V1KF1+V1UC14

Monitoring S070 Fixture AIR On
=KH0-BP8_I
=V1KF1+V1UC14/9.2

DI ET200SP

I202.7
DI7

8

=V1KF1
-KF14.12

I202.7
BUOG
16 AWG

=V1WC4+V1UC14/6.2 / 5L+1

=V1WC4+V1UC14/6.2 / 5M1

-KF14.12
8

bn wh bu bk

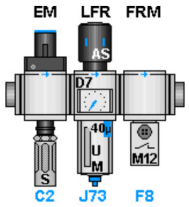

See drawing:
=2V05&MFS-PNEU

-W9
RKC 4.4T-25-RSC 4.4T/S3060
25m

bn bu bk wh

-BP8
1 L+
3 L-
4 Out
2 n.c.
M12
P
FESTO

7 9

			Date	12/2/2022	Volvo Trucks North America		Valiant TMS	Incoming air supply (S070)	Drawing name: =2V05&EFS-EL	= KH0
			Ed.	MKLEPADLO						+ KH0
			Appr		P6700 Firewall - Cell 2V05				Document type: EFS	Project nr: 22-16143
Modification	Date	Name	Original		Replacement of	Replaced by	Scale 1:1			Page 8 / 1019

=V1KF1+V1UC14

Monitoring S080 Conveyor At Load AIR On
=KH0-BP9_I
=V1KF1+V1UC14/9.2

DI ET200SP
I203.0
DI8
9

=V1KF1
-KF14.12

I203.0
BUOG
16 AWG

=V1WC4+V1UC14/7.1 / 6L+1

=V1WC4+V1UC14/7.1 / 6M1

-KF14.12
9

bn wh bu bk

-W10
RKC 4.4T-20-RSC 4.4T/S3060
20m

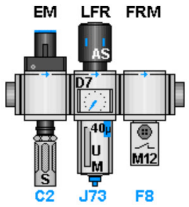

See drawing:
=2V05&MFS-PNEU

bn bu bk wh

-BP9
1 L+
3 L-
4 Out
2 n.c.
M12
P

FESTO

8 10

			Date	12/2/2022	Volvo Trucks North America	Valiant TMS	Incoming air supply (S080 Conveyor at Load)	Drawing name: =2V05&EFS-EL	= KH0
			Ed.	MKLEPADLO					+ KH0
			Appr		P6700 Firewall - Cell 2V05			Document type: EFS	Project nr: 22-16143
Modification	Date	Name	Original		Replacement of	Replaced by	Scale 1:1		Page 9 / 1019

=V1KF1+V1UC15

Monitoring S080 Date Scribe AIR On
=KH0-BP10_I
=V1KF1+V1UC15/9.2

DI ET200SP
I233.0
DI8
9

=V1KF1
-KF15.12

I233.0
BUOG
16 AWG

=V1WC4+V1UC15/6.2 / 5L+2

=V1WC4+V1UC15/6.2 / 5M2

-KF15.12
9

bn wh bu bk

-W11
RKC 4.4T-25-RSC 4.4T/S3060
25m

bn bu bk wh

-BP10
1 L+
3 L-
4 Out
2 n.c.
M12
P

FESTO

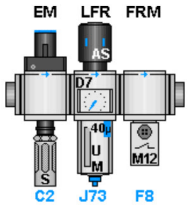

See drawing:
=2V05&MFS-PNEU

9

=KH3+KH3/1

			Date	11/26/2022	Volvo Trucks North America	Valiant TMS	Incoming air supply (S080 Date Scribe)	Drawing name: =2V05&EFS-EL	= KH0
			Ed.	MKLEPADLO					+ KH0
			Appr		P6700 Firewall - Cell 2V05			Document type: EFS	Project nr: 22-16143
Modification	Date	Name	Original		Replacement of / Replaced by	Scale 1:1			Page 10 / 1019

=V1KF1+V1UC12

Monitoring Main Water Filter Dirty
=KH3-BF1_I
=V1KF1+V1UC12/12.2

DI ET200SP
I87.1
DI9
10

=V1KF1
-KF12.14

I87.1
BUOG
16 AWG

=V1WC4+V1UC12/5.4 / 3L+9

=V1WC4+V1UC12/5.4 / 3M9

-KF12.14
10

bn wh bu bk

-W1
RKC 4.4T-15-RSC 4.4T/S3060
15m

bn bu bk wh

-BF1
1 L+
3 L-
4 Out
2 n.c.
M12
P

See drawing:
=2V05&MFS-WATER

=KH0+KH0/10

2

			Date	12/2/2022	Volvo Trucks North America	Valiant TMS	Incoming water supply (Filter)	Drawing name: =2V05&EFS-EL	= KH3
			Ed.	MKLEPADLO					+ KH3
			Appr		P6700 Firewall - Cell 2V05			Document type: EFS	Project nr: 22-16143
Modification	Date	Name	Original		Replacement of	Replaced by	Scale 1:1		Page 1 / 1019

=V1KF1+V1UC12

Monitoring Main Water On
=KH3-BF2_I
=V1KF1+V1UC12/12.2

DI ET200SP

I87.2
DI10

11

=V1KF1
-KF12.14

I87.2
BUOG
16 AWG

=V1WC4+V1UC12/5.5 / 3L+9

=V1WC4+V1UC12/5.5 / 3M9

-KF12.14
11

bn wh bu bk

-W2
RKC 4.4T-15-RSC 4.4T/S3060
15m

bn bu bk wh

-BF2
1 L+
3 L-
4 Out
2 n.c.
M12

TURCK

See drawing:
=2V05&MFS-WATER

1

=V1AR11KF1+V1AR11UC01/1

			Date	12/2/2022	Volvo Trucks North America	Valiant TMS	Incoming water supply (Main)	Drawing name: =2V05&EFS-EL	= KH3
			Ed.	MKLEPADLO					+ KH3
			Appr		P6700 Firewall - Cell 2V05	Scale 1:1		Document type: EFS	Project nr: 22-16143
Modification	Date	Name	Original		Replacement of	Replaced by			Page 2 / 1019

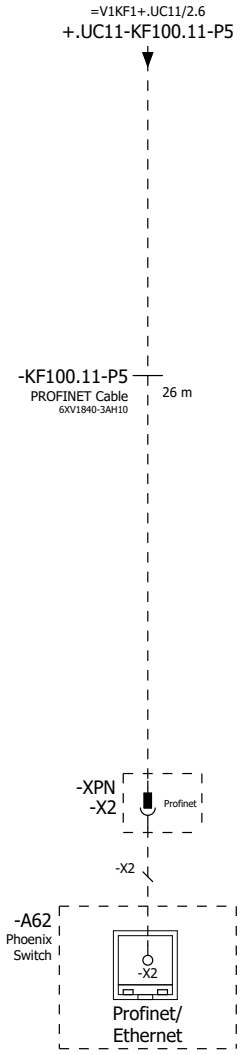

=KH3+KH3/2

=V1AR11UQ41BG0+.AR11UQ41/1

			Date	12/2/2022	Volvo Trucks North America		Valiant TMS	Incoming Profinet	Drawing name: =2V05&EFS-EL	= V1AR11KF1
			Ed.	MKLEPADLO						+ V1AR11UC01
			Appr		P6700 Firewall - Cell 2V05				Document type: EFS	Project nr: 22-16143
Modification	Date	Name	Original		Replacement of	Replaced by	Scale 1:1			Page 1 / 1019

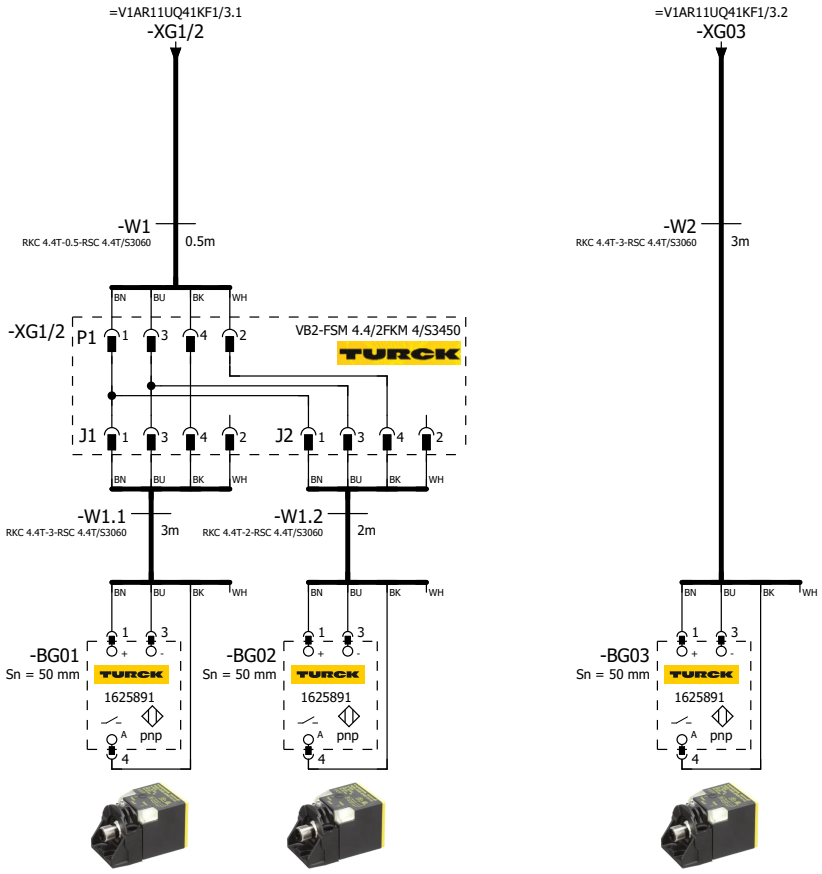

=V1AR11UQ41 -BG01 Outer Assembly LHD/RHD	=V1AR11UQ41 -BG02 Outer Assembly LHD/RHD	=V1AR11UQ41 -BG03 Outer Assembly RHD

=V1AR11KF1+.AR11UC01/1

=V1AR11UQ41KF1/1

			Date	12/2/2022	Volvo Trucks North America		Valiant TMS	SENSORS	Drawing name: =2V05&EFS-EL	= V1AR11UQ41BG0	
			Ed.	MKLEPADLO						+ V1AR11UQ41	
			Appr		P6700 Firewall - Cell 2V05		Scale 1:1		Document type: EFS	Project nr: 22-16143	Page 1
Modification	Date	Name	Original		Replacement of	Replaced by					1019

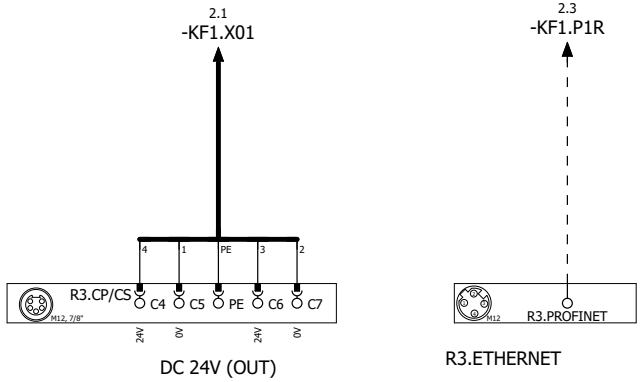

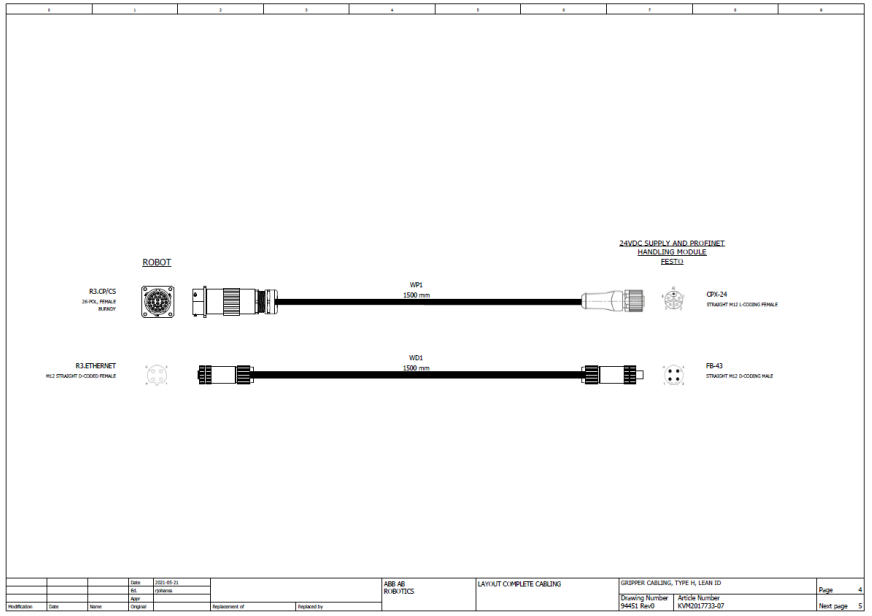

=V1AR11UQ41BG0/1

2

			Date	12/2/2022	Volvo Trucks North America		Valiant TMS	24VDC SUPPLY AND PROFINET HANDLING MODULE	Drawing name: =2V05&EFS-EL	= V1AR11UQ41KF1
			Ed.	MKLEPADLO						+ V1AR11UQ41
			Appr		P6700 Firewall - Cell 2V05				Document type: EFS	Project nr: 22-16143
Modification	Date	Name	Original		Replacement of	Replaced by	Scale 1:1			Page 1 / 1019

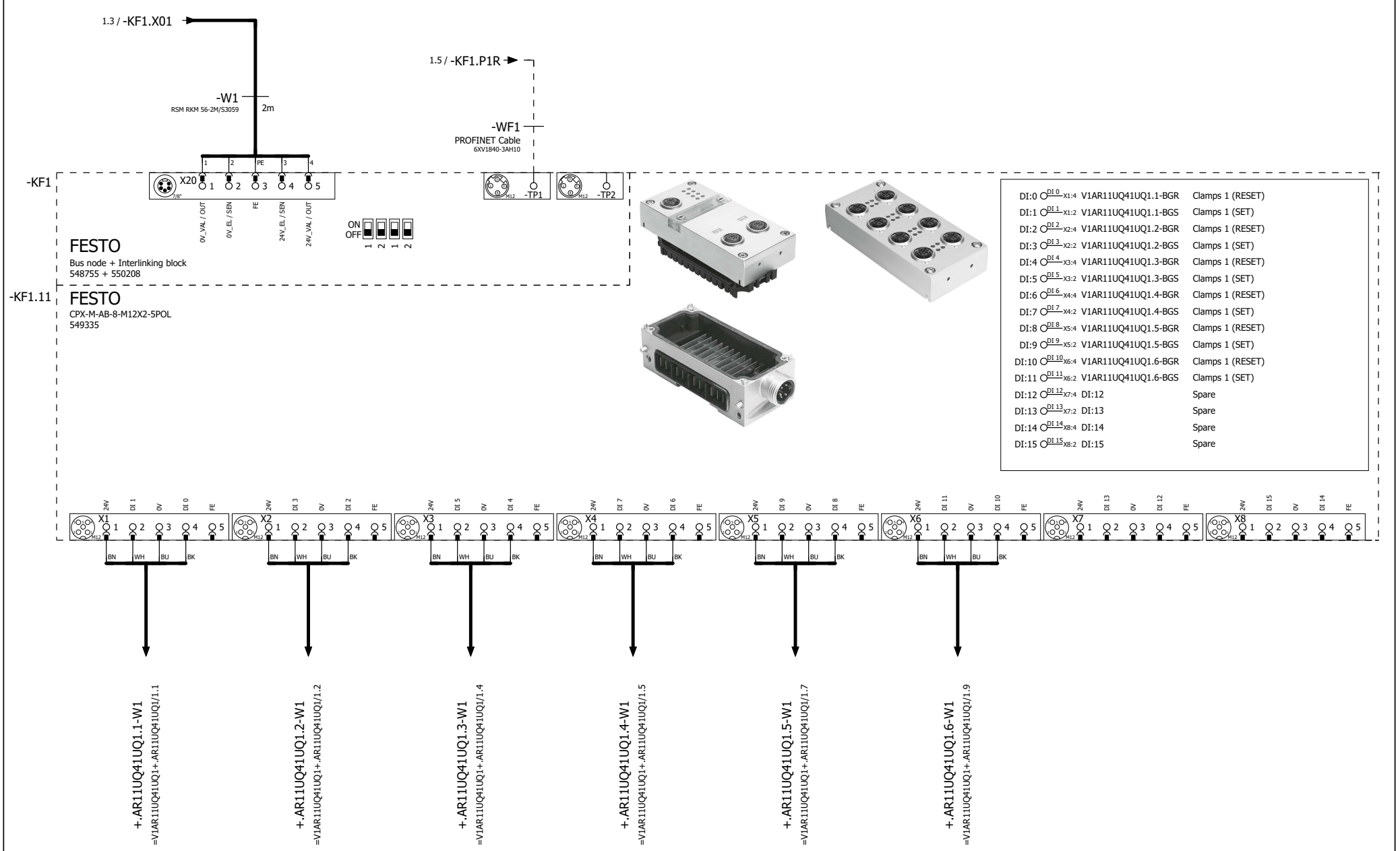

			Date	12/2/2022	Volvo Trucks North America		Valiant TMS	CONNECTING MOD. FOR MPA MANIFOLD	Drawing name: =2V05&EFS-EL	= V1AR11UQ41KF1	
			Ed.	MKLEPADLO						+ V1AR11UQ41	
			Appr		P6700 Firewall - Cell 2V05		Scale 1:1		Document type: EFS	Project nr: 22-16143	Page 2
Modification	Date	Name	Original		Replacement of	Replaced by					1019

-KF1.12

FESTO

CPX-M-AB-8-M12X2-5POL

549335

DI:16	DI 0 X1:4	V1AR11UQ41-BG01	Outer Assembly LHD/RHD
DI:17	DI 1 X1:2	V1AR11UQ41-BG02	Outer Assembly LHD/RHD
DI:18	DI 2 X2:4	V1AR11UQ41-BG03	Outer Assembly RHD
DI:19	DI 3 X2:2	DI:19	Spare
DI:20	DI 4 X3:4	DI:20	Spare
DI:21	DI 5 X3:2	DI:21	Spare
DI:22	DI 6 X4:4	DI:22	Spare
DI:23	DI 7 X4:2	DI:23	Spare
DI:24	DI 8 X5:4	DI:24	Spare
DI:25	DI 9 X5:2	DI:25	Spare
DI:26	DI 10 X6:4	DI:26	Spare
DI:27	DI 11 X6:2	DI:27	Spare
DI:28	DI 12 X7:4	DI:28	Spare
DI:29	DI 13 X7:2	DI:29	Spare
DI:30	DI 14 X8:4	DI:30	Spare
DI:31	DI 15 X8:2	DI:31	Spare

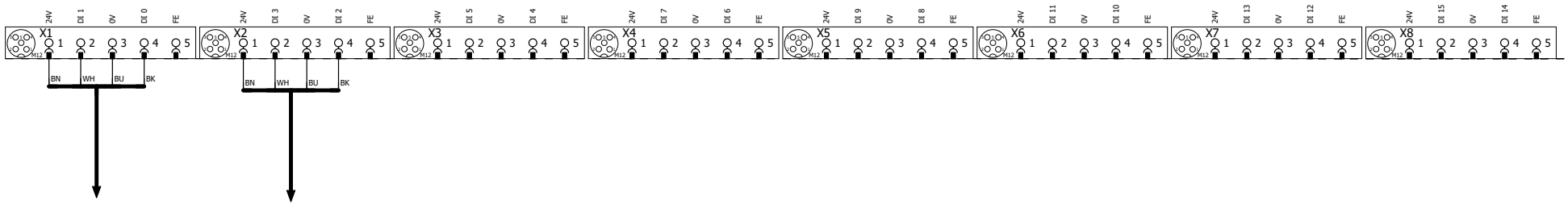

-XG1/2

=V1AR11UQ41BG0/1.1

-XG03

=V1AR11UQ41BG0/1.3

2

4

			Date	12/2/2022	Volvo Trucks North America		Valiant TMS	I/O MOD. DI16 (8 x M12) FOR MPA	Drawing name: =2V05&EFS-EL	= V1AR11UQ41KF1	
			Ed.	MKLEPADLO						+ V1AR11UQ41	
			Appr		P6700 Firewall - Cell 2V05		Scale 1:1		Document type: EFS	Project nr: 22-16143	Page 3
Modification	Date	Name	Original		Replacement of	Replaced by					1019

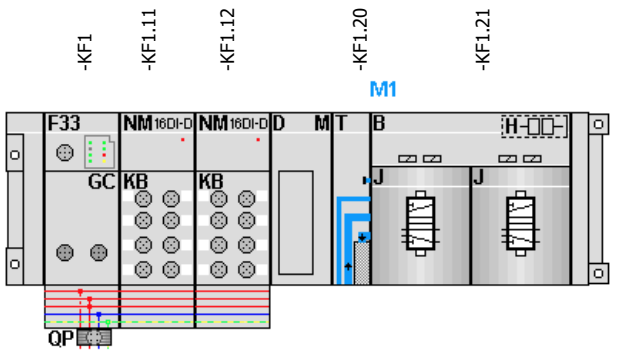

-KF1.21
=V1AR11UQ41UQ1+.AR11UQ41UQ1/1.3
=V1AR11UQ41UQ2+.AR11UQ41UQ2/1.3

FESTO

=V1AR11UQ41UQ1+.AR11UQ41UQ1/1.4	DO:0 DO 0 1.1	-QN1.1_Q	Clamps (RST)
=V1AR11UQ41UQ1+.AR11UQ41UQ1/1.4	DO:1 DO 1 1.2	-QN1.2_Q	Clamps (SET)
=V1AR11UQ41UQ2+.AR11UQ41UQ2/1.4	DO:2 DO 2 2.1	-QN2.1_Q	Spare (RST)
=V1AR11UQ41UQ2+.AR11UQ41UQ2/1.4	DO:3 DO 3 2.2	-QN2.2_Q	Spare (SET)

=V1AR11UQ41UQ1+.AR11UQ41UQ1/1

			Date	12/2/2022	Volvo Trucks North America	Valiant TMS	CONNECTING MOD. FOR FESTO DQ	Drawing name: =2V05&EFS-EL	= V1AR11UQ41KF1
			Ed.	MKLEPADLO					+ V1AR11UQ41
			Appr		P6700 Firewall - Cell 2V05	Scale 1:1		Document type: EFS	Project nr: 22-16143
Modification	Date	Name	Original		Replacement of / Replaced by				Page 4 / 1019

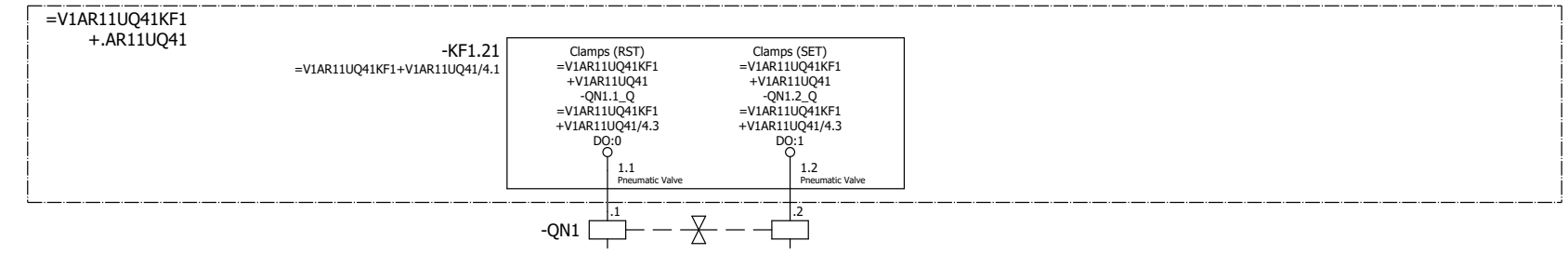

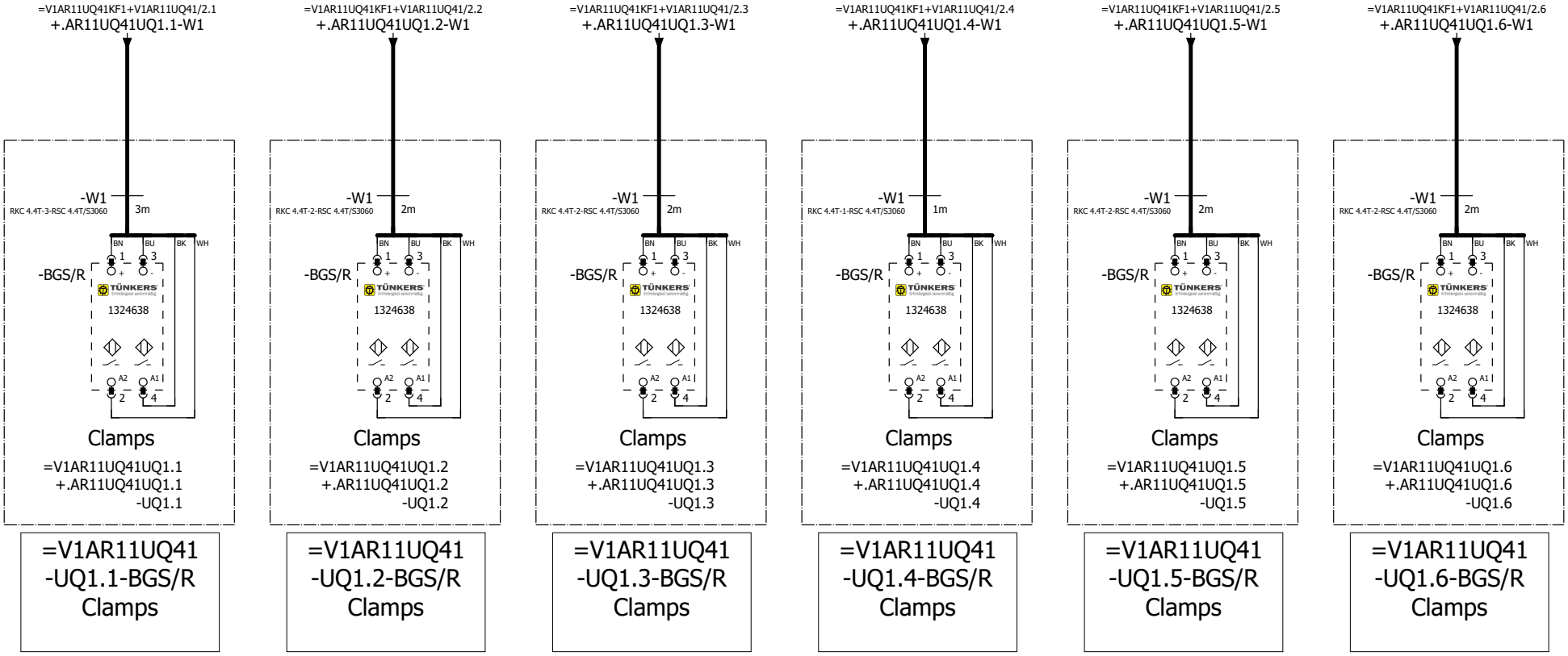

=V1AR11UQ41KF1+V1AR11UQ41/4

=V1AR11UQ41UQ2+.AR11UQ41UQ2/1

			Date	12/2/2022	Volvo Trucks North America		Valiant TMS	FESTO DQ CONNECTION QN1	Drawing name: =2V05&EFS-EL	= V1AR11UQ41UQ1
			Ed.	MKLEPADLO						+ V1AR11UQ41UQ1
			Appr		P6700 Firewall - Cell 2V05				Document type: EFS	Project nr: 22-16143
Modification	Date	Name	Original		Replacement of	Replaced by	Scale 1:1			Page 1 / 1019

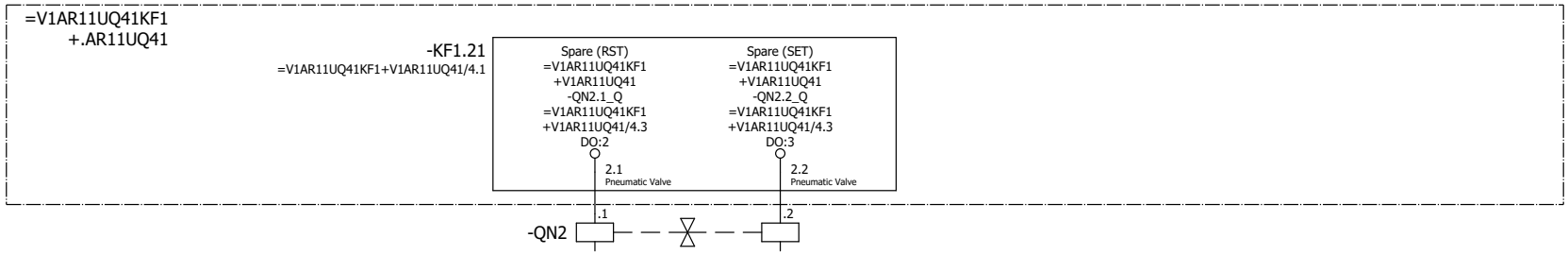

=V1AR11UQ41UQ1+.AR11UQ41UQ1/1

=V1AR11WC1+.AR11UC01/1

			Date	12/2/2022	Volvo Trucks North America		Valiant TMS	FESTO DQ CONNECTION QN2	Drawing name: =2V05&EFS-EL	= V1AR11UQ41UQ2
			Ed.	MKLEPADLO						+ V1AR11UQ41UQ2
			Appr		P6700 Firewall - Cell 2V05				Document type: EFS	Project nr: 22-16143
Modification	Date	Name	Original		Replacement of	Replaced by	Scale 1:1			Page 1 / 1019

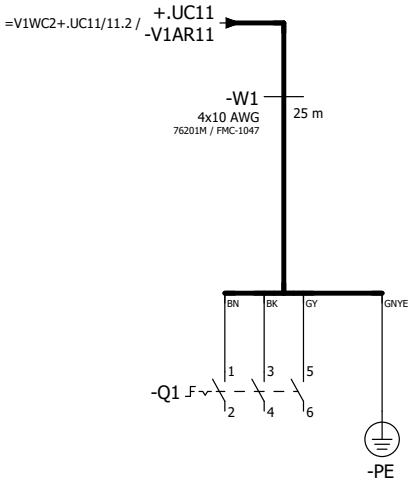

=V1AR11UQ41UQ2+.AR11UQ41UQ2/1

=V1AR12KF1+.AR12UC01/1

			Date	12/2/2022	Volvo Trucks North America		Valiant TMS	Incoming power	Drawing name: =2V05&EFS-EL	= V1AR11WC1
			Ed.	MKLEPADLO						+ V1AR11UC01
			Appr		P6700 Firewall - Cell 2V05				Document type: EFS	Project nr: 22-16143
Modification	Date	Name	Original		Replacement of	Replaced by	Scale 1:1			Page 1 / 1019

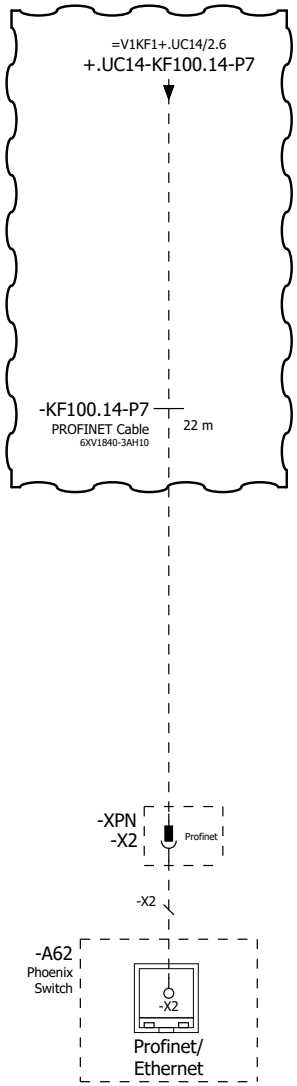

=V1AR11WC1+.AR11UC01/1

=V1AR12UQ41BG0+.AR12UQ41/1

			Date	12/2/2022	Volvo Trucks North America		Valiant TMS	Incoming Profinet	Drawing name: =2V05&EFS-EL	= V1AR12KF1
			Ed.	MKLEPADLO						+ V1AR12UC01
			Appr		P6700 Firewall - Cell 2V05				Document type: EFS	Project nr: 22-16143
Modification	Date	Name	Original		Replacement of	Replaced by	Scale 1:1			Page 1 / 1019

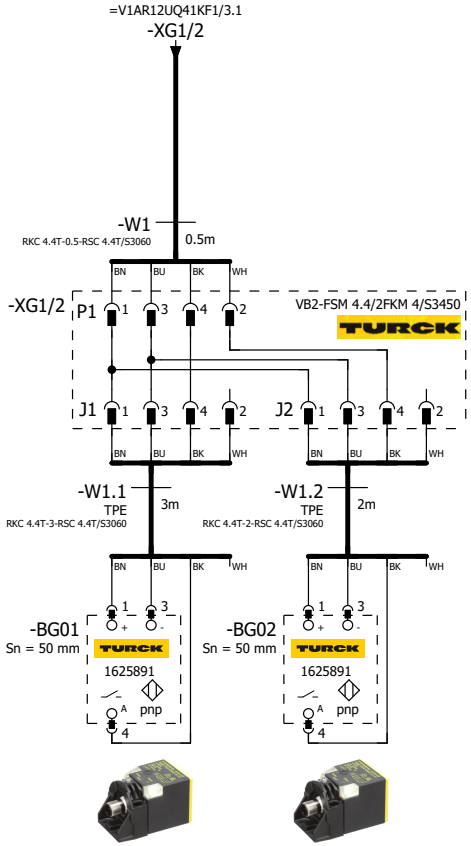

=V1AR12UQ41 -BG01 Firewall Assembly LHD/RHD	=V1AR12UQ41 -BG02 Firewall Assembly LHD/RHD

=V1AR12KF1+.AR12UC01/1

=V1AR12UQ41KF1/1

			Date	12/2/2022	Volvo Trucks North America		Valiant TMS	SENSORS	Drawing name: =2V05&EFS-EL	= V1AR12UQ41BG0	
			Ed.	MKLEPADLO						+ V1AR12UQ41	
			Appr		P6700 Firewall - Cell 2V05				Document type: EFS	Project nr: 22-16143	Page 1
Modification	Date	Name	Original		Replacement of	Replaced by	Scale 1:1				1019

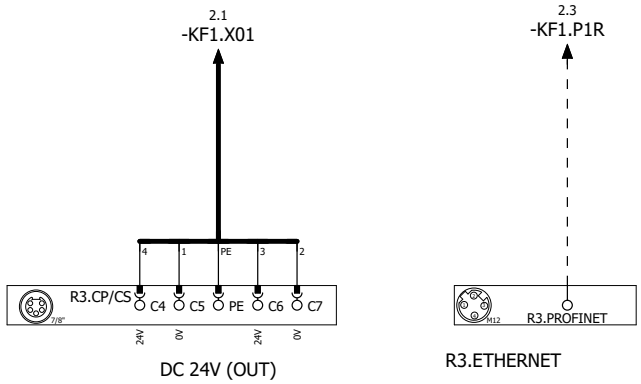

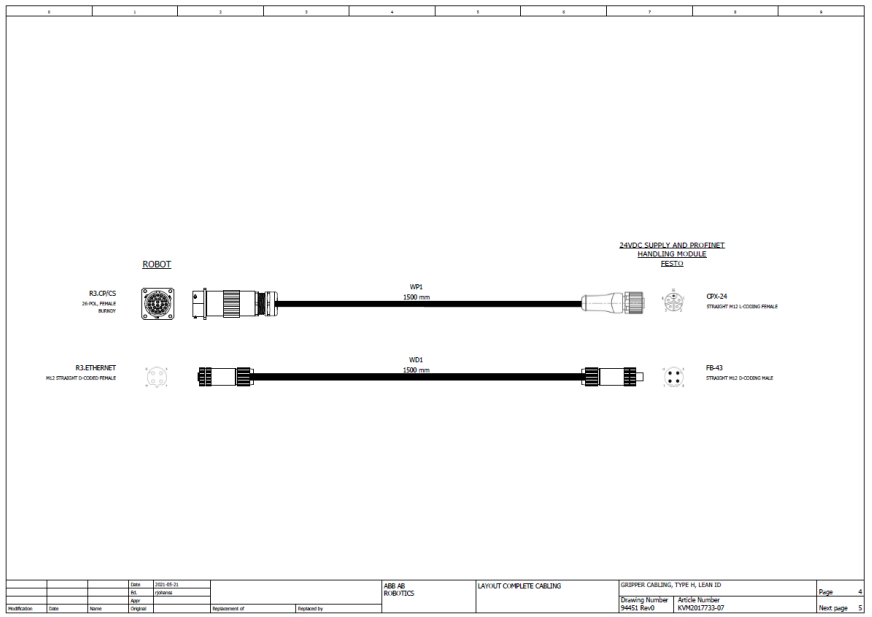

=V1AR12UQ41BG0/1

2

			Date	12/2/2022	Volvo Trucks North America	Valiant TMS	24VDC SUPPLY AND PROFINET HANDLING MODULE	Drawing name: =2V05&EFS-EL	= V1AR12UQ41KF1	
			Ed.	MKLEPADLO					+ V1AR12UQ41	
			Appr		P6700 Firewall - Cell 2V05			Document type: EFS	Project nr: 22-16143	Page 1
Modification	Date	Name	Original		Replacement of / Replaced by	Scale 1:1				1019

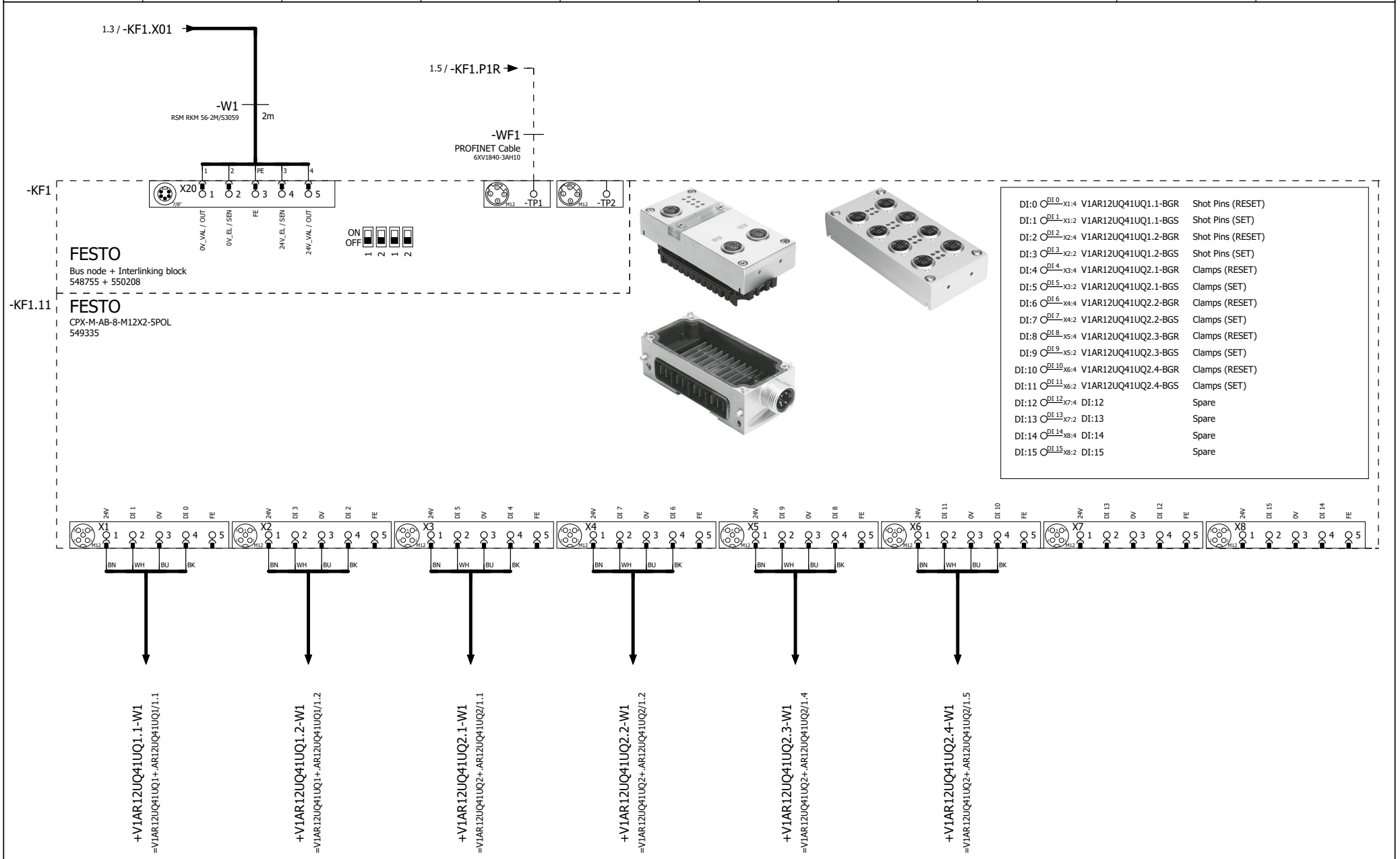

			Date	12/2/2022	Volvo Trucks North America		Valiant TMS	CONNECTING MOD. FOR MPA MANIFOLD	Drawing name: =2V05&EFS-EL	= V1AR12UQ41KF1	
			Ed.	MKLEPADLO						+ V1AR12UQ41	
			Appr		P6700 Firewall - Cell 2V05		Scale 1:1		Document type: EFS	Project nr: 22-16143	Page 2
Modification	Date	Name	Original		Replacement of	Replaced by					1019



			Date	12/2/2022	Volvo Trucks North America	Valiant TMS	I/O MOD. DI16 (8 x M12) FOR MPA	Drawing name: =2V05&EFS-EL	= V1AR12UQ41KF1 + V1AR12UQ41
			Ed.	MKLEPADLO	P6700 Firewall - Cell 2V05				
			Appr					Document type: EFS	Project nr: 22-16143
Modification	Date	Name	Original		Replacement of / Replaced by	Scale 1:1			Page 3 / 1019

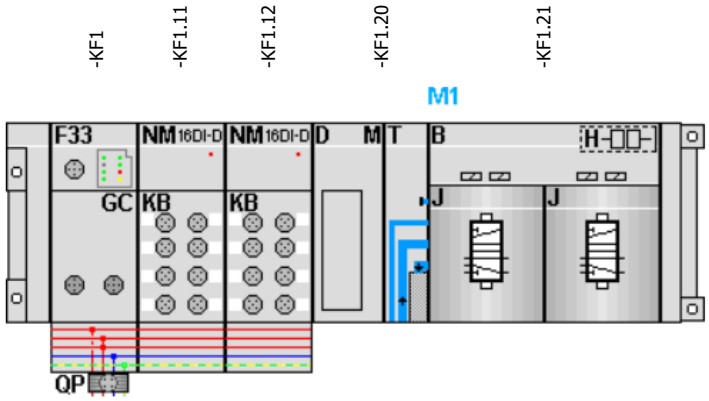

-KF1.21
=V1AR12UQ41UQ1+.AR12UQ41UQ1/1.3
=V1AR12UQ41UQ2+.AR12UQ41UQ2/1.3

FESTO

=V1AR12UQ41UQ1+.AR12UQ41UQ1/1.4	DO:0 DO 0 1.1	-QN1.1_Q	Shot Pins (RST)
=V1AR12UQ41UQ1+.AR12UQ41UQ1/1.4	DO:1 DO 1 1.2	-QN1.2_Q	Shot Pins (SET)
=V1AR12UQ41UQ2+.AR12UQ41UQ2/1.4	DO:2 DO 2 2.1	-QN2.1_Q	Clamps (RST)
=V1AR12UQ41UQ2+.AR12UQ41UQ2/1.4	DO:3 DO 3 2.2	-QN2.2_Q	Clamps (SET)

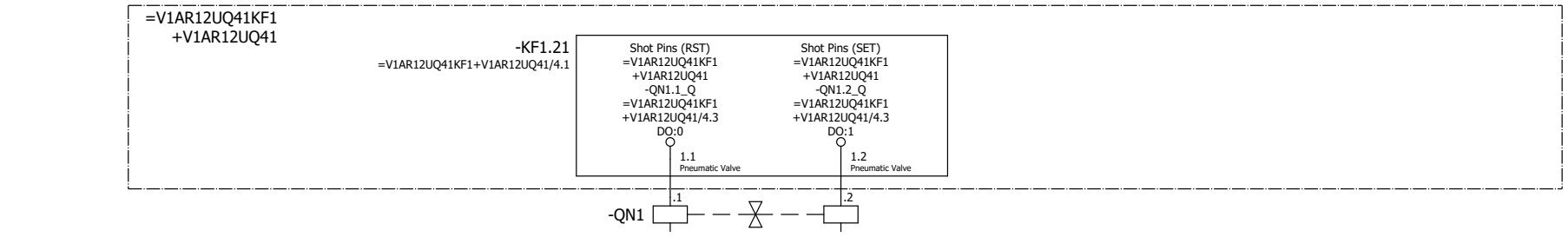

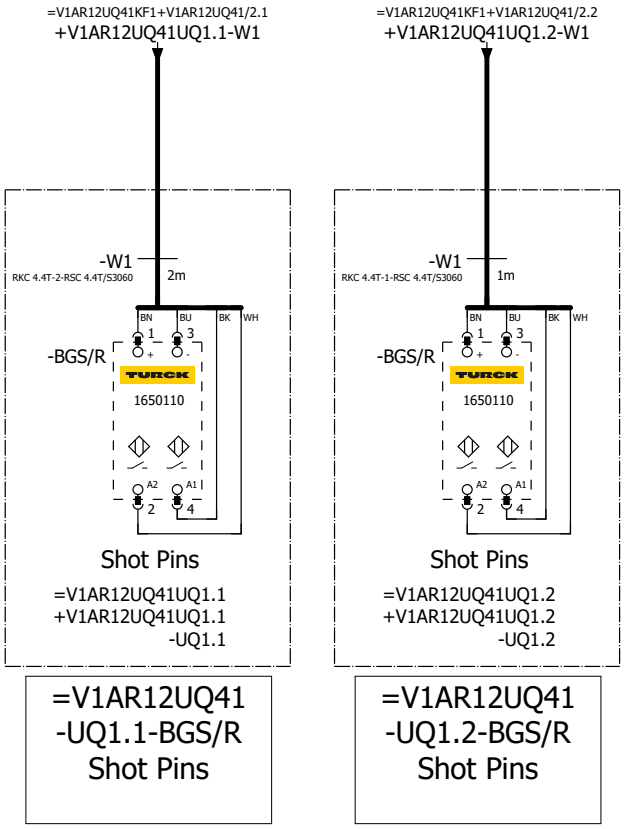

=V1AR12UQ41
-UQ1.1-BGS/R
Shot Pins

=V1AR12UQ41
-UQ1.2-BGS/R
Shot Pins

=V1AR12UQ41KF1+V1AR12UQ41/4

=V1AR12UQ41UQ2+.AR12UQ41UQ2/1

			Date	12/2/2022	Volvo Trucks North America		Valiant TMS	FESTO DQ CONNECTION QN1	Drawing name: =2V05&EFS-EL	= V1AR12UQ41UQ1	
			Ed.	MKLEPADLO						+ V1AR12UQ41UQ1	
			Appr		P6700 Firewall - Cell 2V05		Scale 1:1		Document type: EFS	Project nr: 22-16143	Page 1
Modification	Date	Name	Original		Replacement of	Replaced by					1019

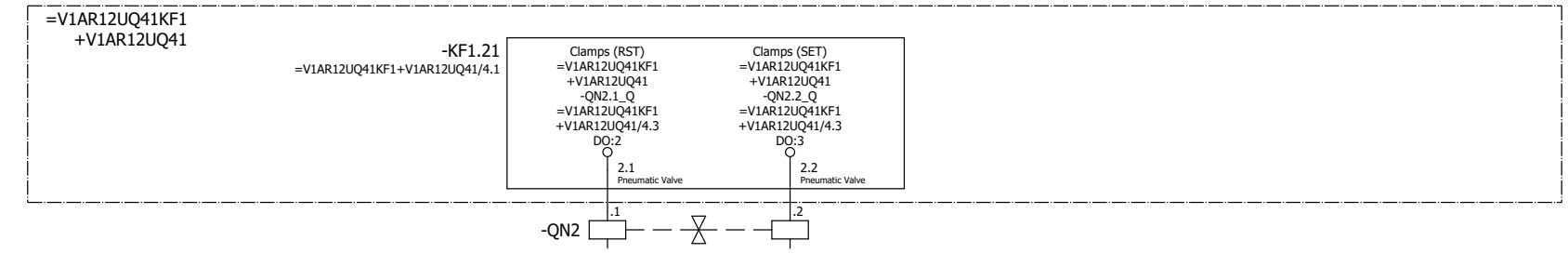

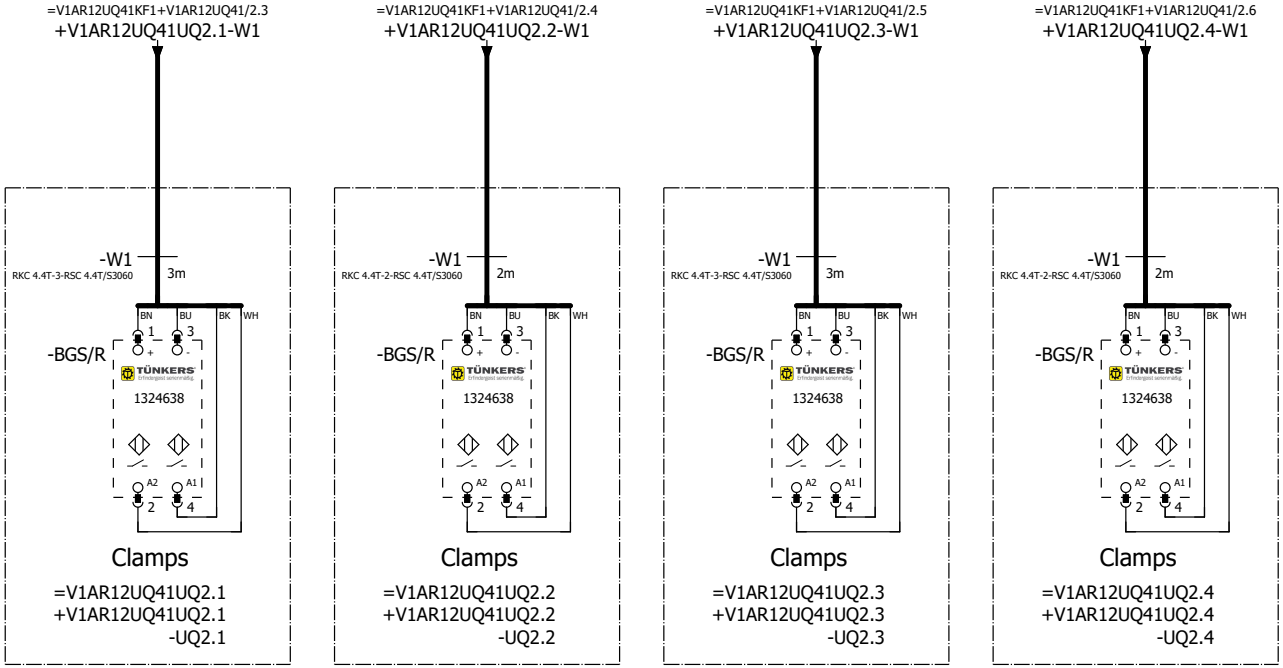

=V1AR12UQ41 -UQ2.1-BGS/R Clamps	=V1AR12UQ41 -UQ2.2-BGS/R Clamps	=V1AR12UQ41 -UQ2.3-BGS/R Clamps	=V1AR12UQ41 -UQ2.4-BGS/R Clamps

=V1AR12UQ41UQ1+.AR12UQ41UQ1/1

=V1AR12WC1+.AR12UC01/1

			Date	12/2/2022	Volvo Trucks North America		Valiant TMS	FESTO DQ CONNECTION QN2	Drawing name: =2V05&EFS-EL	= V1AR12UQ41UQ2	
			Ed.	MKLEPADLO						+ V1AR12UQ41UQ2	
			Appr		P6700 Firewall - Cell 2V05				Document type: EFS	Project nr: 22-16143	Page 1
Modification	Date	Name	Original		Replacement of	Replaced by	Scale 1:1				1019

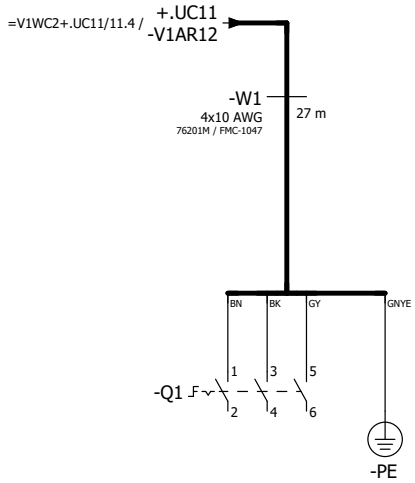

=V1AR12UQ41UQ2+.AR12UQ41UQ2/1

=V1AR13KF1+.AR13UC01/1

			Date	12/2/2022	Volvo Trucks North America		Valiant TMS	Incoming power	Drawing name: =2V05&EFS-EL	= V1AR12WC1
			Ed.	MKLEPADLO						+ V1AR12UC01
			Appr		P6700 Firewall - Cell 2V05				Document type: EFS	Project nr: 22-16143 Page 1
Modification	Date	Name	Original		Replacement of	Replaced by	Scale 1:1			1019

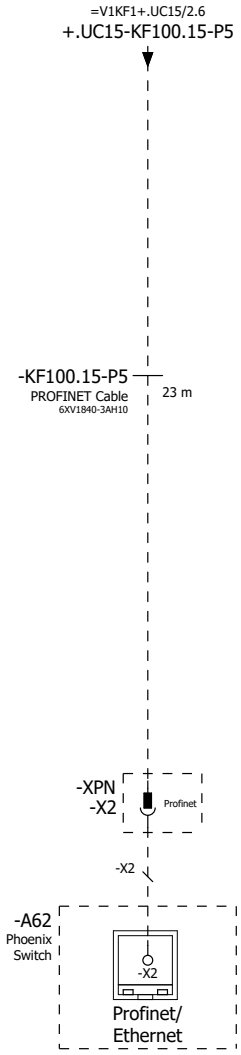

=V1AR12WC1+.AR12UC01/1

=V1AR13UQ41BG0+.AR13UQ41/1

			Date	12/2/2022	Volvo Trucks North America		Valiant TMS	Incoming Profinet	Drawing name: =2V05&EFS-EL	= V1AR13KF1
			Ed.	MKLEPADLO						+ V1AR13UC01
			Appr		P6700 Firewall - Cell 2V05				Document type: EFS	Project nr: 22-16143
Modification	Date	Name	Original		Replacement of	Replaced by	Scale 1:1			Page 1 / 1019

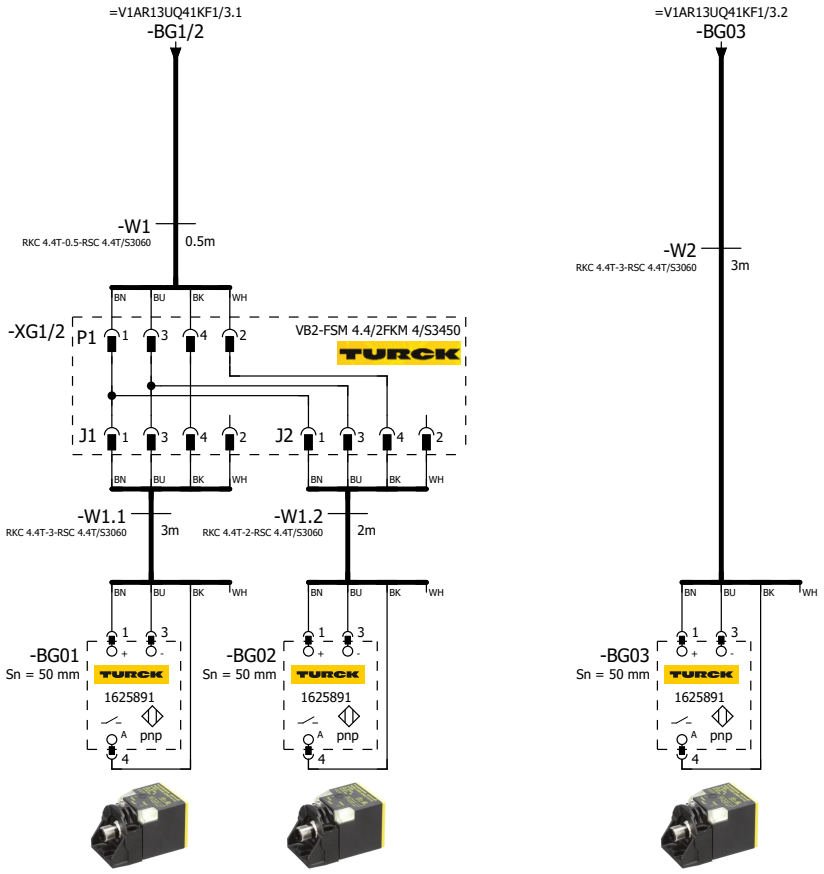

=V1AR13UQ41 -BG01 Firewall LHD/RHD	=V1AR13UQ41 -BG02 Firewall LHD/RHD	=V1AR13UQ41 -BG03 Firewall RHD

=V1AR13KF1+.AR13UC01/1

=V1AR13UQ41KF1/1

			Date	12/2/2022	Volvo Trucks North America	Valiant TMS	SENSORS	Drawing name: =2V05&EFS-EL	= V1AR13UQ41BG0	
			Ed.	MKLEPADLO					+ V1AR13UQ41	
			Appr		P6700 Firewall - Cell 2V05	Scale 1:1		Document type: EFS	Project nr: 22-16143	Page 1
Modification	Date	Name	Original		Replacement of / Replaced by					1019

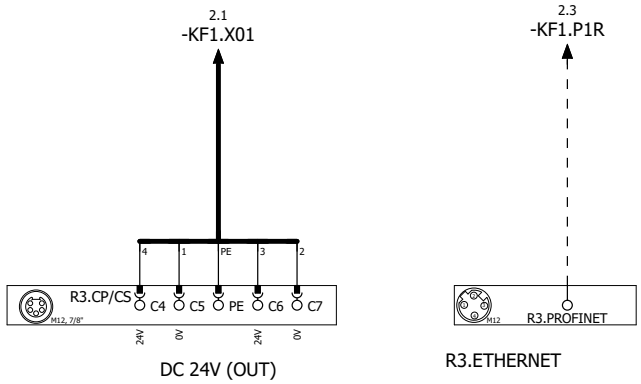

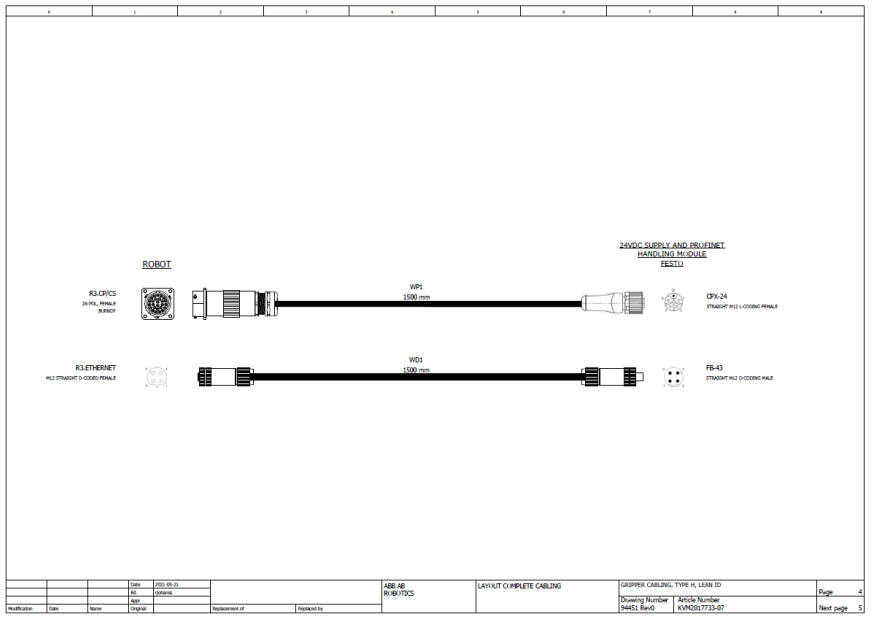

=V1AR13UQ41BG0/1

2

			Date	12/2/2022	Volvo Trucks North America	Valiant TMS	24VDC SUPPLY AND PROFINET HANDLING MODULE	Drawing name: =2V05&EFS-EL	= V1AR13UQ41KF1	
			Ed.	MKLEPADLO					+ V1AR13UQ41	
			Appr		P6700 Firewall - Cell 2V05			Document type: EFS	Project nr: 22-16143	Page 1
Modification	Date	Name	Original		Replacement of / Replaced by	Scale 1:1				1019

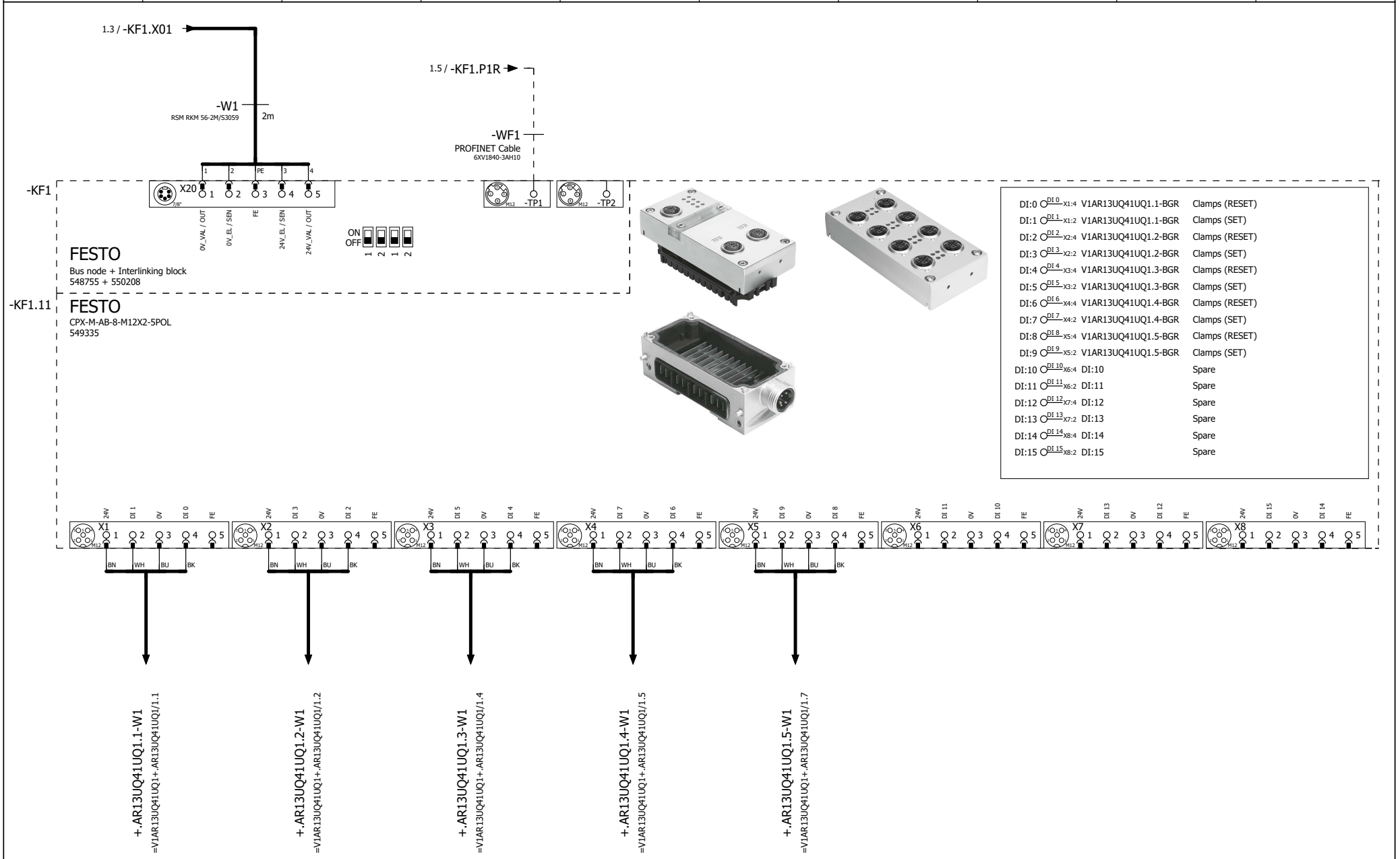

			Date	12/2/2022	Volvo Trucks North America		Valiant TMS	CONNECTING MOD. FOR MPA MANIFOLD	Drawing name: =2V05&EFS-EL	= V1AR13UQ41KF1	
			Ed.	MKLEPADLO						+ V1AR13UQ41	
			Appr		P6700 Firewall - Cell 2V05				Document type: EFS	Project nr: 22-16143	Page 2
Modification	Date	Name	Original		Replacement of	Replaced by	Scale 1:1				1019

-KF1.12

FESTO
CPX-M-AB-8-M12X2-5POL
549335

DI:16	DI 0 X1:4	V1AR13UQ41-BG01	Firewall LHD/RHD
DI:17	DI 1 X1:2	V1AR13UQ41-BG02	Firewall LHD/RHD
DI:18	DI 2 X2:4	V1AR13UQ41-BG03	Firewall RHD
DI:19	DI 3 X2:2	DI:19	Spare
DI:20	DI 4 X3:4	DI:20	Spare
DI:21	DI 5 X3:2	DI:21	Spare
DI:22	DI 6 X4:4	DI:22	Spare
DI:23	DI 7 X4:2	DI:23	Spare
DI:24	DI 8 X5:4	DI:24	Spare
DI:25	DI 9 X5:2	DI:25	Spare
DI:26	DI 10 X6:4	DI:26	Spare
DI:27	DI 11 X6:2	DI:27	Spare
DI:28	DI 12 X7:4	DI:28	Spare
DI:29	DI 13 X7:2	DI:29	Spare
DI:30	DI 14 X8:4	DI:30	Spare
DI:31	DI 15 X8:2	DI:31	Spare

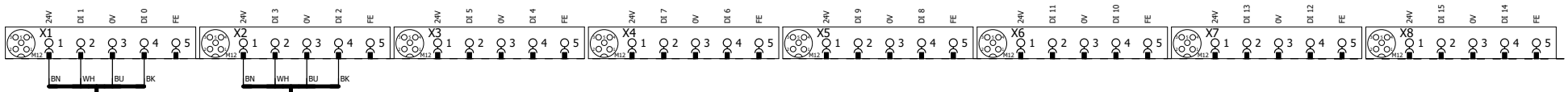

-BG1/2
=V1AR13UQ41BG0/1.1

-BG03
=V1AR13UQ41BG0/1.3

			Date	12/2/2022	Volvo Trucks North America	Valiant TMS	I/O MOD. DI16 (8 x M12) FOR MPA	Drawing name: =2V05&EFS-EL	= V1AR13UQ41KF1	
			Ed.	MKLEPADLO					+ V1AR13UQ41	
			Appr		P6700 Firewall - Cell 2V05	Scale 1:1		Document type: EFS	Project nr: 22-16143	Page 3
Modification	Date	Name	Original		Replacement of / Replaced by					1019

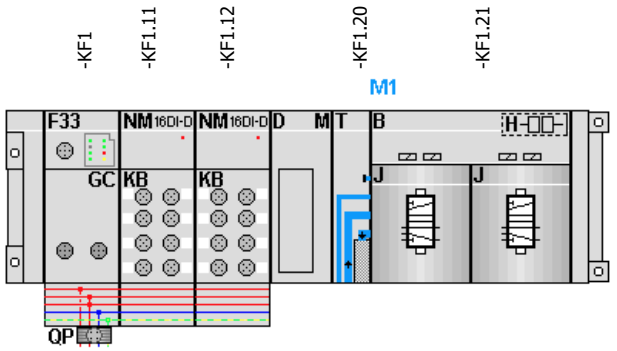

-KF1.21
=V1AR13UQ41UQ1+.AR13UQ41UQ1/1.3
=V1AR13UQ41UQ2+.AR13UQ41UQ2/1.3

FESTO

=V1AR13UQ41UQ1+.AR13UQ41UQ1/1.4	DO:0 DO 0 1.1	-QN1.1_Q	Clamps (RST)
=V1AR13UQ41UQ1+.AR13UQ41UQ1/1.4	DO:1 DO 1 1.2	-QN1.2_Q	Clamps (SET)
=V1AR13UQ41UQ2+.AR13UQ41UQ2/1.4	DO:2 DO 2 2.1	-QN2.1_Q	Spare (RST)
=V1AR13UQ41UQ2+.AR13UQ41UQ2/1.4	DO:3 DO 3 2.2	-QN2.2_Q	Spare (SET)

			Date	12/2/2022	Volvo Trucks North America		Valiant TMS	CONNECTING MOD. FOR FESTO DQ	Drawing name: =2V05&EFS-EL	= V1AR13UQ41KF1
			Ed.	MKLEPADLO						+ V1AR13UQ41
			Appr		P6700 Firewall - Cell 2V05		Scale 1:1		Document type: EFS	Project nr: 22-16143
Modification	Date	Name	Original		Replacement of	Replaced by				Page 4 / 1019

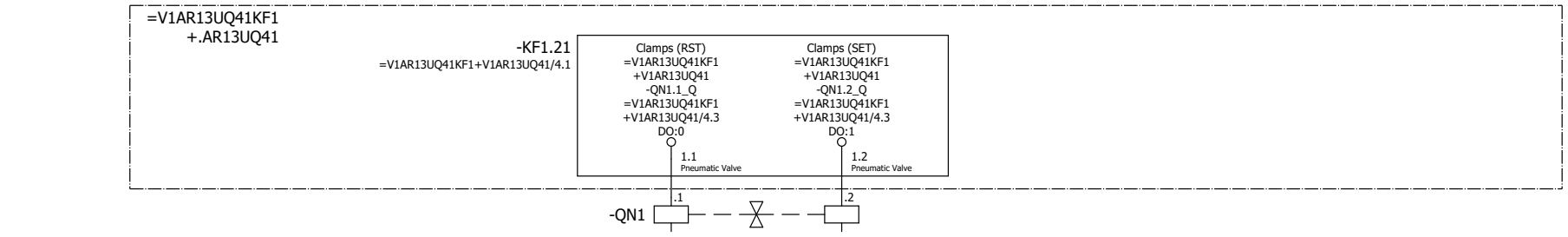

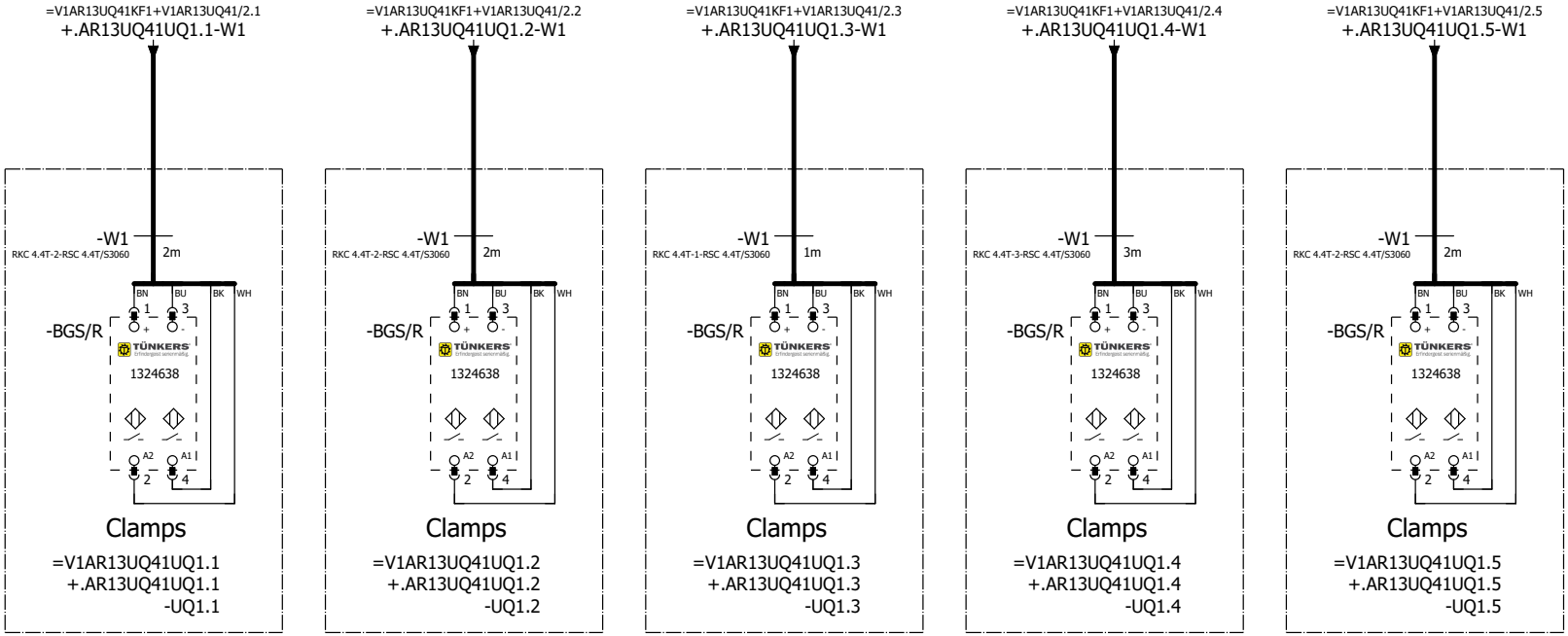

=V1AR13UQ41 -UQ1.1-BGS/R Clamps	=V1AR13UQ41 -UQ1.2-BGS/R Clamps	=V1AR13UQ41 -UQ1.3-BGS/R Clamps	=V1AR13UQ41 -UQ1.4-BGS/R Clamps	=V1AR13UQ41 -UQ1.5-BGS/R Clamps

=V1AR13UQ41KF1+V1AR13UQ41/4

=V1AR13UQ41UQ2+.AR13UQ41UQ2/1

			Date	12/2/2022	Volvo Trucks North America	Valiant TMS	FESTO DQ CONNECTION QN1	Drawing name: =2V05&EFS-EL	= V1AR13UQ41UQ1	
			Ed.	MKLEPADLO					+ V1AR13UQ41UQ1	
			Appr		P6700 Firewall - Cell 2V05			Document type: EFS	Project nr: 22-16143	Page 1
Modification	Date	Name	Original		Replacement of	Replaced by	Scale 1:1			1019

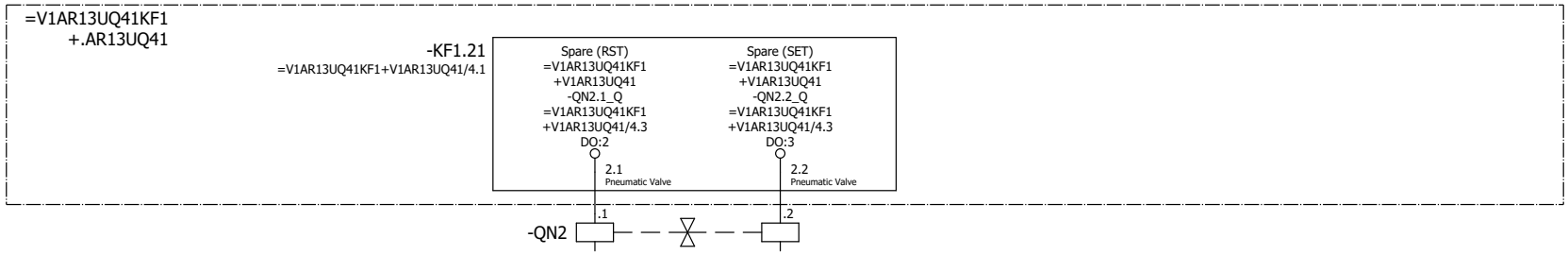

=V1AR13UQ41UQ1+.AR13UQ41UQ1/1

=V1AR13WC1+.AR13UC01/1

			Date	12/2/2022	Volvo Trucks North America	Valiant TMS	FESTO DQ CONNECTION QN2	Drawing name: =2V05&EFS-EL	= V1AR13UQ41UQ2	
			Ed.	MKLEPADLO					+ V1AR13UQ41UQ2	
			Appr		P6700 Firewall - Cell 2V05	Scale 1:1		Document type: EFS	Project nr: 22-16143	Page 1
Modification	Date	Name	Original		Replacement of	Replaced by				1019

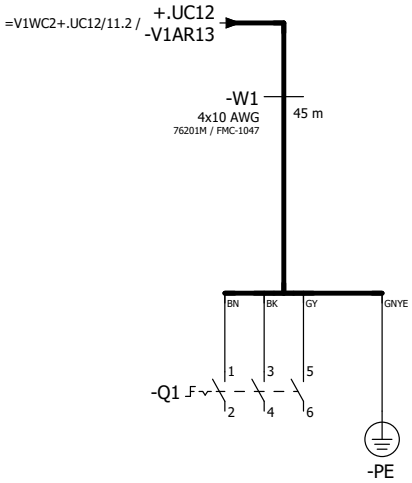

=V1AR13UQ41UQ2+.AR13UQ41UQ2/1

=V1AR14KF1+.AR14UC01/1

			Date	12/2/2022	Volvo Trucks North America		Valiant TMS	Incoming power	Drawing name: =2V05&EFS-EL	= V1AR13WC1
			Ed.	MKLEPADLO						+ V1AR13UC01
			Appr		P6700 Firewall - Cell 2V05				Document type: EFS	Project nr: 22-16143
Modification	Date	Name	Original		Replacement of	Replaced by	Scale 1:1			Page 1 / 1019

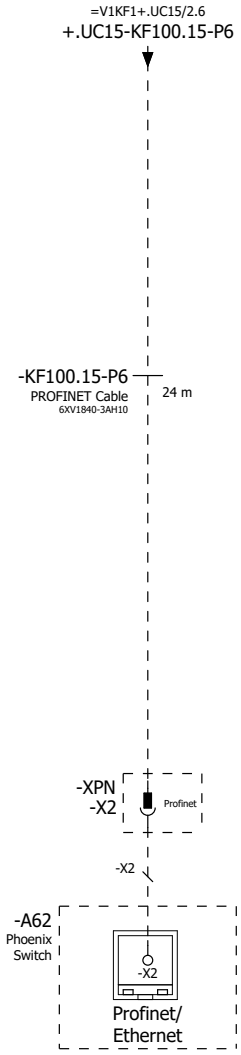

=V1AR13WC1+.AR13UC01/1

=V1AR14UQ41BG0+.AR14UQ41/1

			Date	12/2/2022	Volvo Trucks North America		Valiant TMS	Incoming Profinet	Drawing name: =2V05&EFS-EL	= V1AR14KF1
			Ed.	MKLEPADLO						+ V1AR14UC01
			Appr		P6700 Firewall - Cell 2V05				Document type: EFS	Project nr: 22-16143
Modification	Date	Name	Original		Replacement of	Replaced by	Scale 1:1			Page 1 / 1019

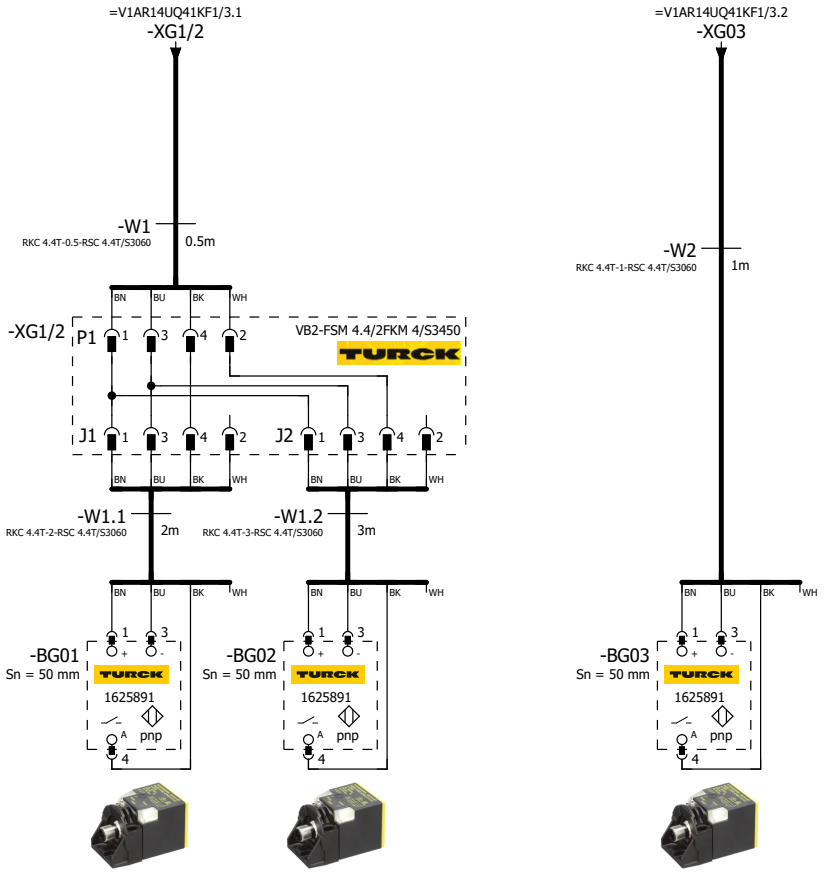

=V1AR14KF1+.AR14UC01/1

=V1AR14UQ41KF1/1

			Date	12/2/2022	Volvo Trucks North America		Valiant TMS	SENSORS	Drawing name: =2V05&EFS-EL	= V1AR14UQ41BG0	
			Ed.	MKLEPADLO						+ V1AR14UQ41	
			Appr		P6700 Firewall - Cell 2V05		Scale 1:1		Document type: EFS	Project nr: 22-16143	Page 1
Modification	Date	Name	Original		Replacement of	Replaced by					1019

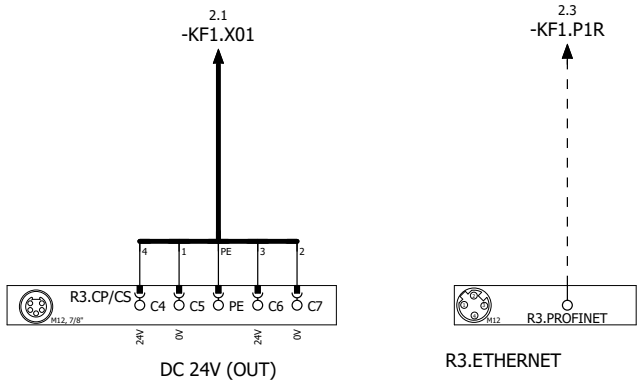

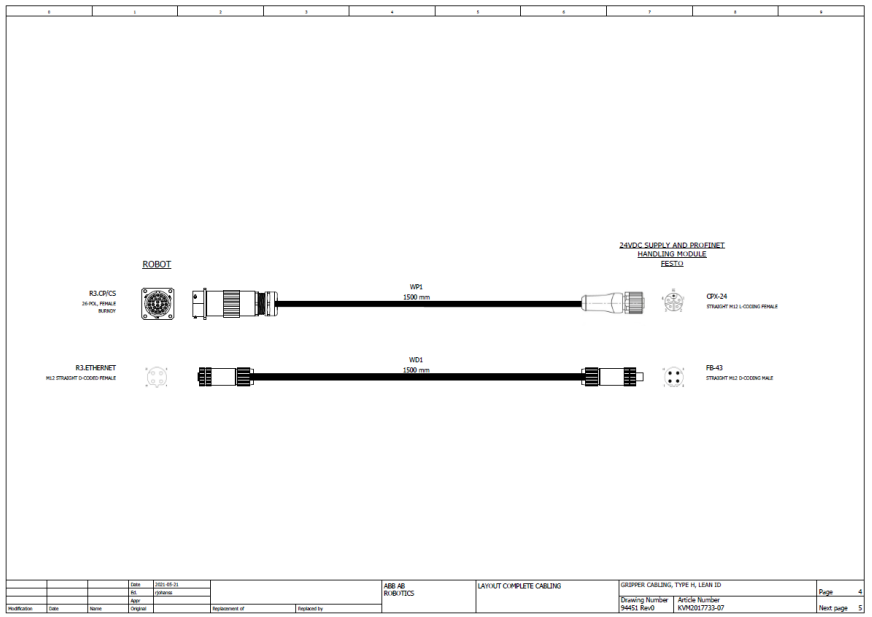

=V1AR14UQ41BG0/1

2

			Date	12/2/2022	Volvo Trucks North America	Valiant TMS	24VDC SUPPLY AND PROFINET HANDLING MODULE	Drawing name: =2V05&EFS-EL	= V1AR14UQ41KF1	
			Ed.	MKLEPADLO					+ V1AR14UQ41	
			Appr		P6700 Firewall - Cell 2V05			Document type: EFS	Project nr: 22-16143	Page 1
Modification	Date	Name	Original		Replacement of / Replaced by	Scale 1:1				1019

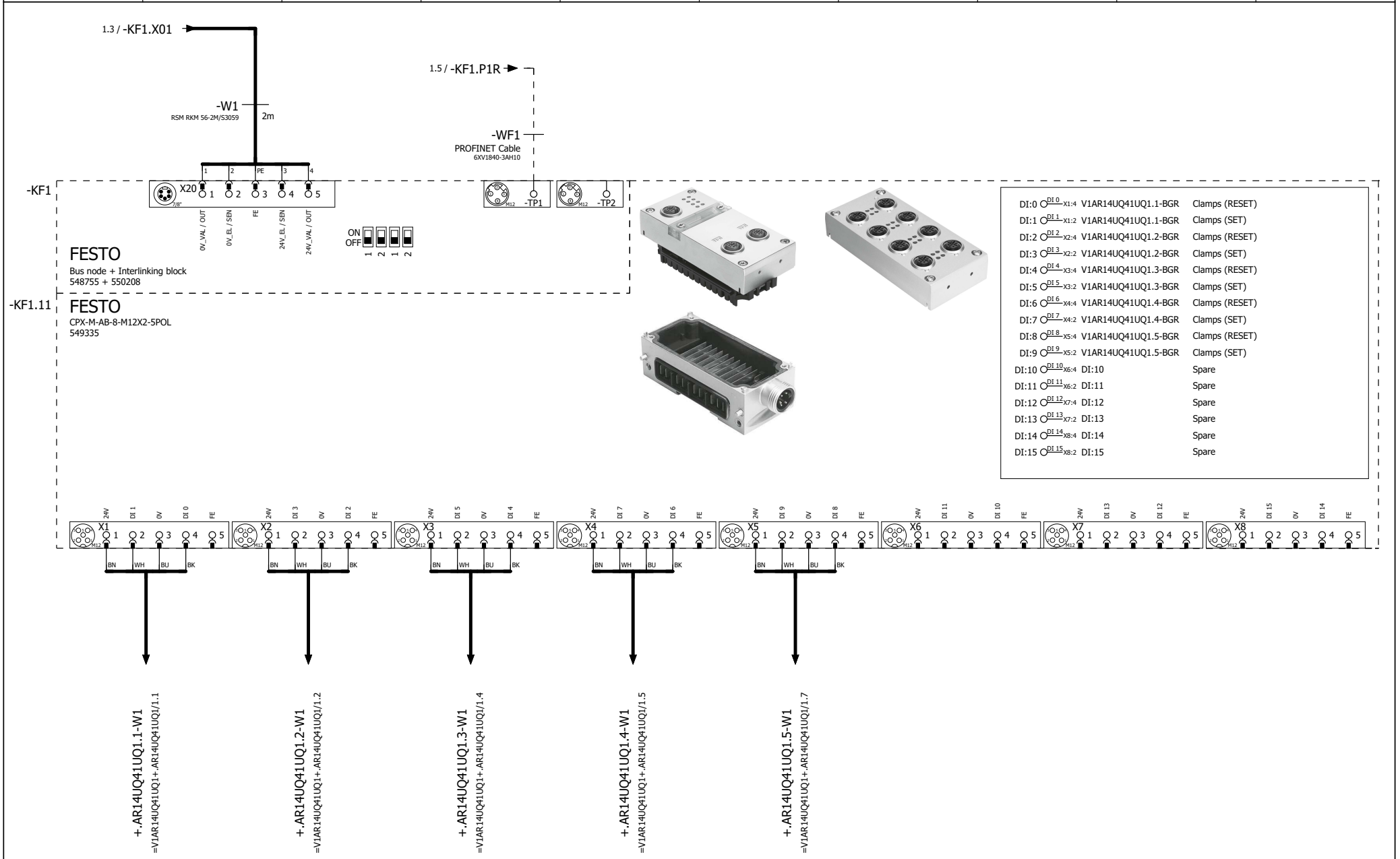

			Date	12/2/2022	Volvo Trucks North America		Valiant TMS	CONNECTING MOD. FOR MPA MANIFOLD	Drawing name: =2V05&EFS-EL	= V1AR14UQ41KF1	
			Ed.	MKLEPADLO						+ V1AR14UQ41	
			Appr		P6700 Firewall - Cell 2V05				Document type: EFS	Project nr: 22-16143	Page 2
Modification	Date	Name	Original		Replacement of	Replaced by	Scale 1:1				1019

-KF1.12

FESTO

CPX-M-AB-8-M12X2-5POL

549335

DI:16	DI 0 X1:4	V1AR14UQ41-BG01	Firewall LHD/RHD
DI:17	DI 1 X1:2	V1AR14UQ41-BG02	Firewall LHD/RHD
DI:18	DI 2 X2:4	V1AR14UQ41-BG03	Firewall RHD
DI:19	DI 3 X2:2	DI:19	Spare
DI:20	DI 4 X3:4	DI:20	Spare
DI:21	DI 5 X3:2	DI:21	Spare
DI:22	DI 6 X4:4	DI:22	Spare
DI:23	DI 7 X4:2	DI:23	Spare
DI:24	DI 8 X5:4	DI:24	Spare
DI:25	DI 9 X5:2	DI:25	Spare
DI:26	DI 10 X6:4	DI:26	Spare
DI:27	DI 11 X6:2	DI:27	Spare
DI:28	DI 12 X7:4	DI:28	Spare
DI:29	DI 13 X7:2	DI:29	Spare
DI:30	DI 14 X8:4	DI:30	Spare
DI:31	DI 15 X8:2	DI:31	Spare

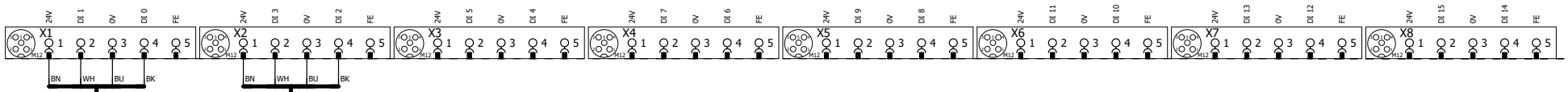

-XG1/2

=V1AR14UQ41BG0/1.1

-XG03

=V1AR14UQ41BG0/1.3

			Date	12/2/2022	Volvo Trucks North America		Valiant TMS	I/O MOD. DI16 (8 x M12) FOR MPA	Drawing name: =2V05&EFS-EL	= V1AR14UQ41KF1	
			Ed.	MKLEPADLO						+ V1AR14UQ41	
			Appr		P6700 Firewall - Cell 2V05		Scale 1:1		Document type: EFS	Project nr: 22-16143	Page 3
Modification	Date	Name	Original		Replacement of	Replaced by					1019

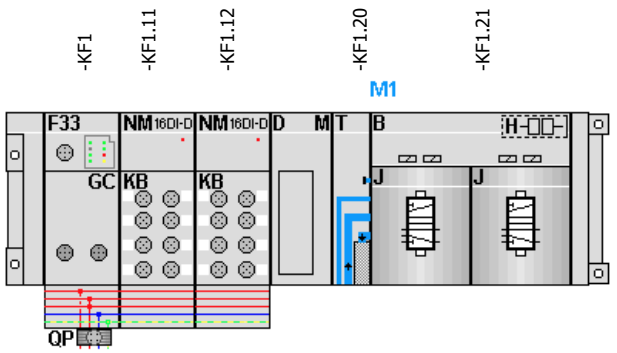

-KF1.21
=V1AR14UQ41UQ1+.AR14UQ41UQ1/1.3
=V1AR14UQ41UQ2+.AR14UQ41UQ2/1.3

FESTO

=V1AR14UQ41UQ1+.AR14UQ41UQ1/1.4	DO:0 DO 0 1.1	-QN1.1_Q	Clamps (RST)
=V1AR14UQ41UQ1+.AR14UQ41UQ1/1.4	DO:1 DO 1 1.2	-QN1.2_Q	Clamps (SET)
=V1AR14UQ41UQ2+.AR14UQ41UQ2/1.4	DO:2 DO 2 2.1	-QN2.1_Q	Spare (RST)
=V1AR14UQ41UQ2+.AR14UQ41UQ2/1.4	DO:3 DO 3 2.2	-QN2.2_Q	Spare (SET)

=V1AR14UQ41UQ1+.AR14UQ41UQ1/1

			Date	12/2/2022	Volvo Trucks North America	Valiant TMS	CONNECTING MOD. FOR FESTO DQ	Drawing name: =2V05&EFS-EL	= V1AR14UQ41KF1
			Ed.	MKLEPADLO					+ V1AR14UQ41
			Appr		P6700 Firewall - Cell 2V05	Scale 1:1		Document type: EFS	Project nr: 22-16143
Modification	Date	Name	Original		Replacement of / Replaced by				Page 4 / 1019

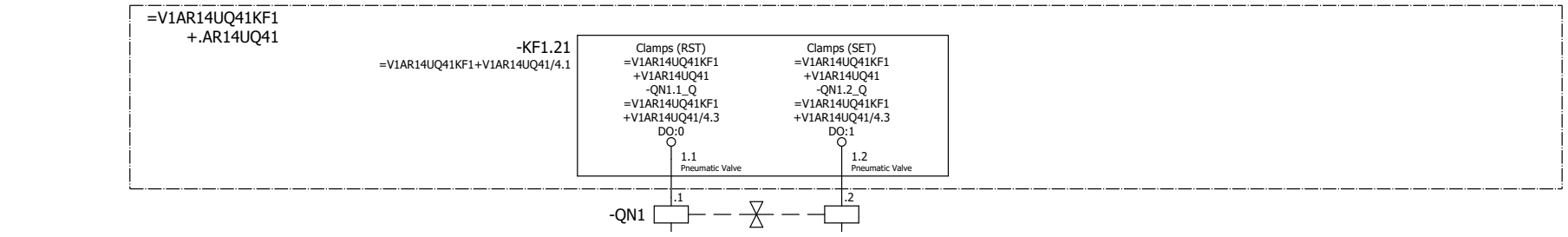

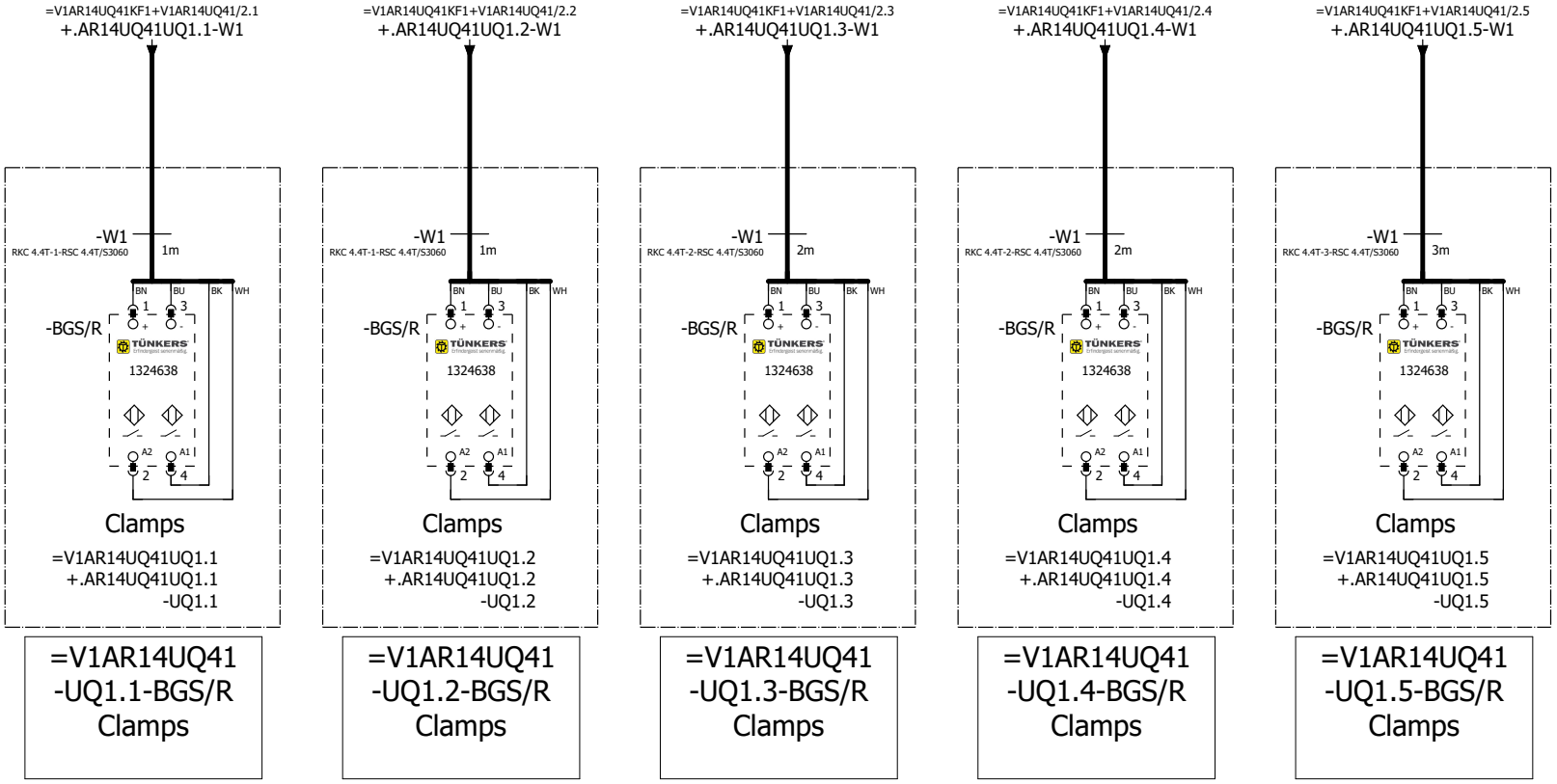

=V1AR14UQ41 -UQ1.1-BGS/R Clamps	=V1AR14UQ41 -UQ1.2-BGS/R Clamps	=V1AR14UQ41 -UQ1.3-BGS/R Clamps	=V1AR14UQ41 -UQ1.4-BGS/R Clamps	=V1AR14UQ41 -UQ1.5-BGS/R Clamps

=V1AR14UQ41KF1+V1AR14UQ41/4

=V1AR14UQ41UQ2+.AR14UQ41UQ2/1

			Date	12/2/2022	Volvo Trucks North America	Valiant TMS	FESTO DQ CONNECTION QN1	Drawing name: =2V05&EFS-EL	= V1AR14UQ41UQ1	
			Ed.	MKLEPADLO					+ V1AR14UQ41UQ1	
			Appr		P6700 Firewall - Cell 2V05			Document type: EFS	Project nr: 22-16143	Page 1
Modification	Date	Name	Original		Replacement of	Replaced by	Scale 1:1			1019

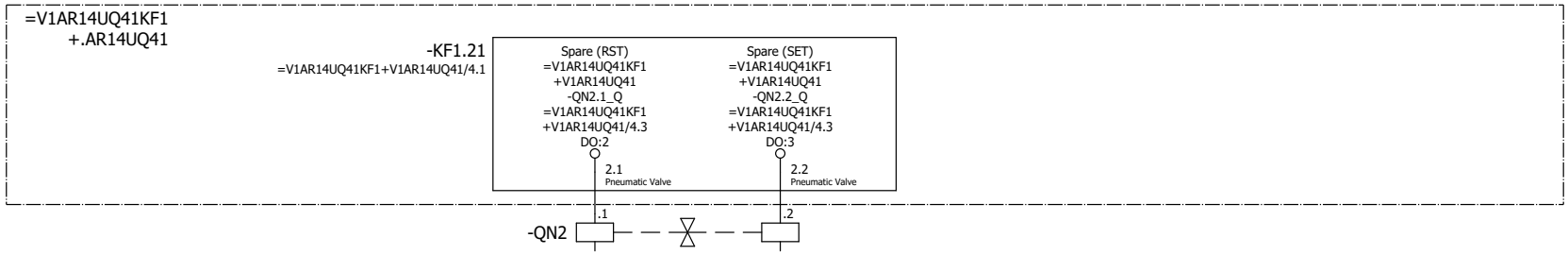

=V1AR14UQ41UQ1+.AR14UQ41UQ1/1

=V1AR14WC1+.AR14UC01/1

			Date	12/2/2022	Volvo Trucks North America	Valiant TMS	FESTO DQ CONNECTION QN2	Drawing name: =2V05&EFS-EL	= V1AR14UQ41UQ2	
			Ed.	MKLEPADLO					+ V1AR14UQ41UQ2	
			Appr		P6700 Firewall - Cell 2V05			Document type: EFS	Project nr: 22-16143	Page 1
Modification	Date	Name	Original		Replacement of	Replaced by	Scale 1:1			1019

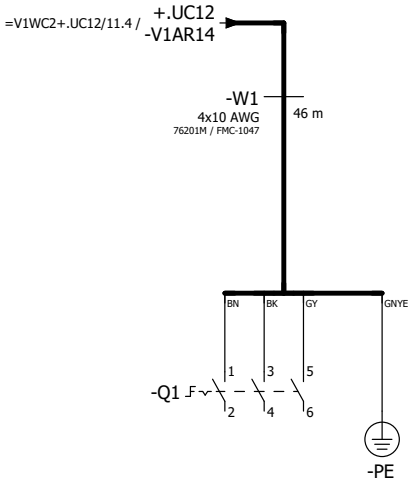

=V1AR14UQ41UQ2+.AR14UQ41UQ2/1

=V1AR21KF1+.AR21UC01/1

			Date	12/2/2022	Volvo Trucks North America		Valiant TMS	Incoming power	Drawing name: =2V05&EFS-EL	= V1AR14WC1
			Ed.	MKLEPADLO						+ V1AR14UC01
			Appr		P6700 Firewall - Cell 2V05				Document type: EFS	Project nr: 22-16143 Page 1
Modification	Date	Name	Original		Replacement of	Replaced by	Scale 1:1			1019

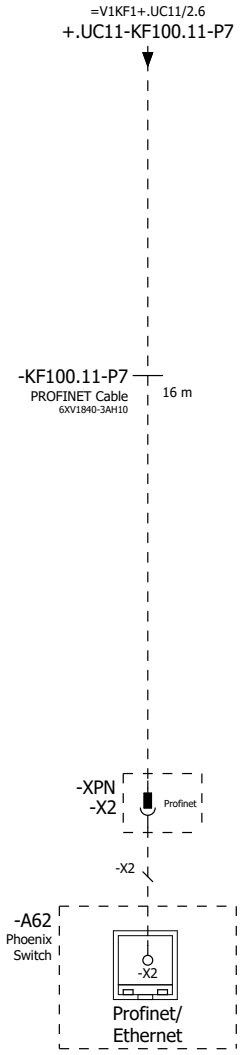

=V1AR14WC1+.AR14UC01/1

=V1AR21WC1/1

			Date	12/2/2022	Volvo Trucks North America		Valiant TMS	Incoming Profinet	Drawing name: =2V05&EFS-EL	= V1AR21KF1
			Ed.	MKLEPADLO						+ V1AR21UC01
			Appr		P6700 Firewall - Cell 2V05				Document type: EFS	Project nr: 22-16143
Modification	Date	Name	Original		Replacement of	Replaced by	Scale 1:1			Page 1 / 1019

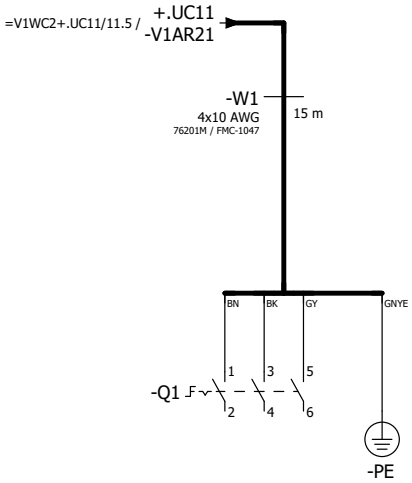

=V1AR21KF1/1

=V1AR21XQ11WC1+.AR21XQ11UC01/1

			Date	12/2/2022	Volvo Trucks North America		Valiant TMS	Incoming power	Drawing name: =2V05&EFS-EL	= V1AR21WC1
			Ed.	MKLEPADLO						+ V1AR21UC01
			Appr		P6700 Firewall - Cell 2V05				Document type: EFS	Project nr: 22-16143
Modification	Date	Name	Original		Replacement of	Replaced by	Scale 1:1			Page 1 / 1019

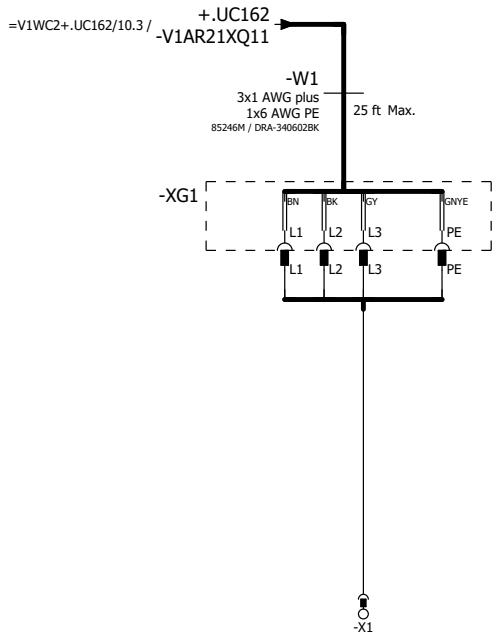

=V1AR21WC1+.AR21UC01/1

=V1AR22KF1+.AR22UC01/1

			Date	12/2/2022	Volvo Trucks North America		Valiant TMS	Incoming power	Drawing name: =2V05&EFS-EL		= V1AR21XQ11WC1
			Ed.	MKLEPADLO							+ V1AR21XQ11UC01
			Appr		P6700 Firewall - Cell 2V05				Document type: EFS	Project nr: 22-16143	Page 1
Modification	Date	Name	Original		Replacement of	Replaced by	Scale 1:1				1019

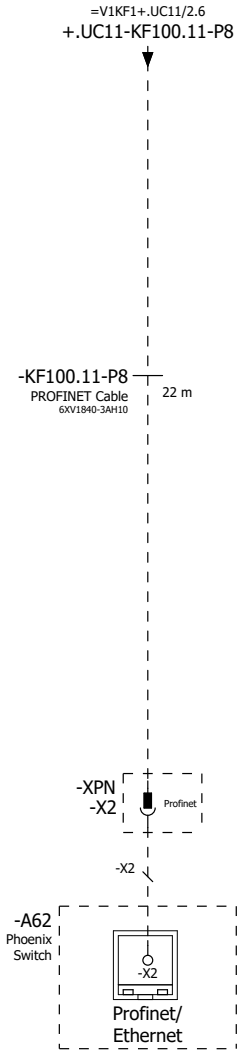

=V1AR21XQ11WC1+.AR21XQ11UC01/1

=V1AR22WC1/1

			Date	12/2/2022	Volvo Trucks North America	Valiant TMS	Incoming Profinet	Drawing name: =2V05&EFS-EL	= V1AR22KF1
			Ed.	MKLEPADLO					+ V1AR22UC01
			Appr		P6700 Firewall - Cell 2V05			Document type: EFS	Project nr: 22-16143
Modification	Date	Name	Original		Replacement of / Replaced by	Scale 1:1			Page 1 / 1019

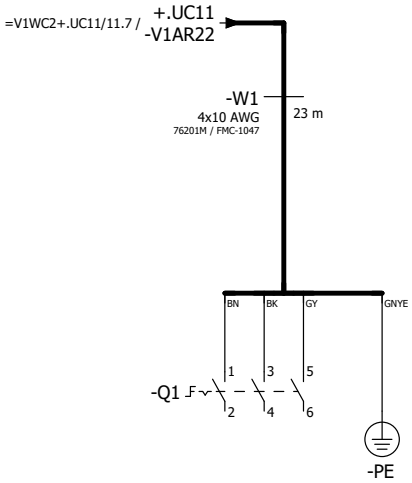

=V1AR22KF1/1

=V1AR22XQ11WC1+.AR22XQ11UC01/1

			Date	12/2/2022	Volvo Trucks North America		Valiant TMS	Incoming power	Drawing name: =2V05&EFS-EL	= V1AR22WC1
			Ed.	MKLEPADLO						+ V1AR22UC01
			Appr		P6700 Firewall - Cell 2V05				Document type: EFS	Project nr: 22-16143
Modification	Date	Name	Original		Replacement of	Replaced by	Scale 1:1			Page 1 / 1019

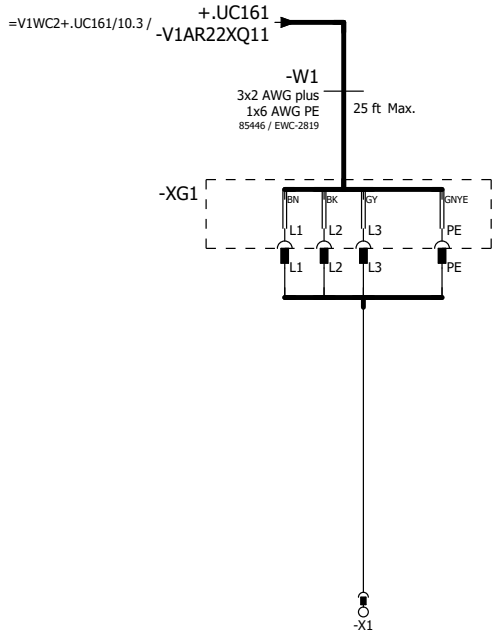

=V1AR22WC1+.AR22UC01/1

=V1AR23KF1+.AR23UC01/1

			Date	12/2/2022	Volvo Trucks North America		Valiant TMS	Incoming power	Drawing name: =2V05&EFS-EL	= V1AR22XQ11WC1
			Ed.	MKLEPADLO						+ V1AR22XQ11UC01
			Appr		P6700 Firewall - Cell 2V05				Document type: EFS	Project nr: 22-16143
Modification	Date	Name	Original		Replacement of	Replaced by	Scale 1:1			Page 1 / 1019

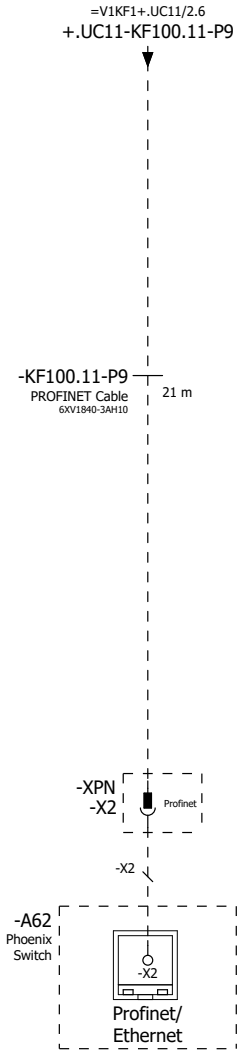

=V1AR22XQ11WC1+.AR22XQ11UC01/1

=V1AR23WC1/1

			Date	12/2/2022	Volvo Trucks North America	Valiant TMS	Incoming Profinet	Drawing name: =2V05&EFS-EL	= V1AR23KF1
			Ed.	MKLEPADLO					+ V1AR23UC01
			Appr		P6700 Firewall - Cell 2V05			Document type: EFS	Project nr: 22-16143
Modification	Date	Name	Original		Replacement of / Replaced by	Scale 1:1			Page 1 / 1019

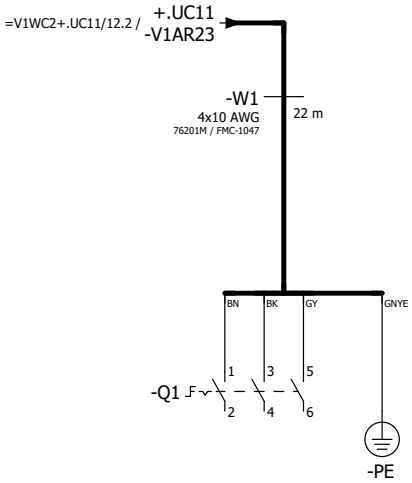

=V1AR23KF1/1

=V1AR23XQ11WC1+.AR23XQ11UC01/1

			Date	12/2/2022	Volvo Trucks North America		Valiant TMS	Incoming power	Drawing name: =2V05&EFS-EL	= V1AR23WC1
			Ed.	MKLEPADLO						+ V1AR23UC01
			Appr		P6700 Firewall - Cell 2V05				Document type: EFS	Project nr: 22-16143
Modification	Date	Name	Original		Replacement of	Replaced by	Scale 1:1			Page 1 / 1019

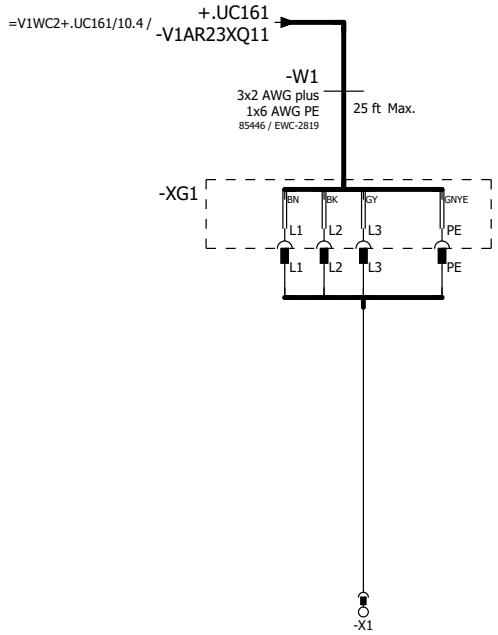

=V1AR23WC1+.AR23UC01/1

=V1AR24KF1+.AR24UC01/1

			Date	12/2/2022	Volvo Trucks North America	Valiant TMS	Incoming power	Drawing name: =2V05&EFS-EL	= V1AR23XQ11WC1	
			Ed.	MKLEPADLO					+ V1AR23XQ11UC01	
			Appr		P6700 Firewall - Cell 2V05			Document type: EFS	Project nr: 22-16143	Page 1
Modification	Date	Name	Original		Replacement of	Replaced by	Scale 1:1			1019

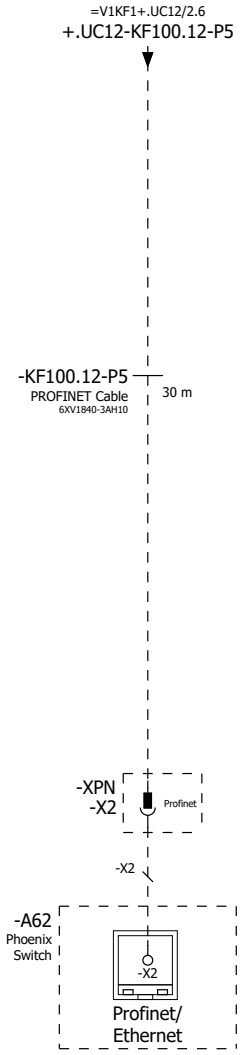

=V1AR23XQ11WC1+.AR23XQ11UC01/1

=V1AR24WC1/1

			Date	12/2/2022	Volvo Trucks North America	Valiant TMS	Incoming Profinet	Drawing name: =2V05&EFS-EL	= V1AR24KF1
			Ed.	MKLEPADLO					+ V1AR24UC01
			Appr		P6700 Firewall - Cell 2V05			Document type: EFS	Project nr: 22-16143
Modification	Date	Name	Original		Replacement of / Replaced by	Scale 1:1			Page 1 / 1019

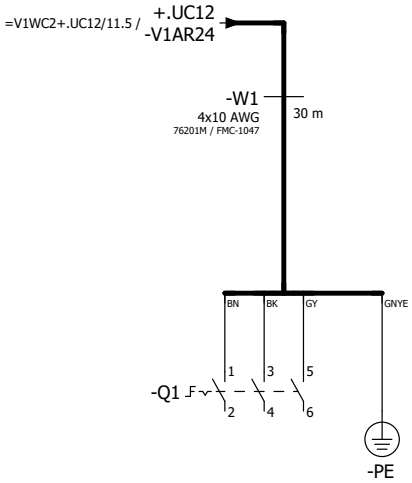

=V1AR24KF1/1

=V1AR24XQ11WC1+.AR24XQ11UC01/1

			Date	12/2/2022	Volvo Trucks North America		Valiant TMS	Incoming power	Drawing name: =2V05&EFS-EL	= V1AR24WC1
			Ed.	MKLEPADLO						+ V1AR24UC01
			Appr		P6700 Firewall - Cell 2V05				Document type: EFS	Project nr: 22-16143
Modification	Date	Name	Original		Replacement of	Replaced by	Scale 1:1			Page 1 / 1019

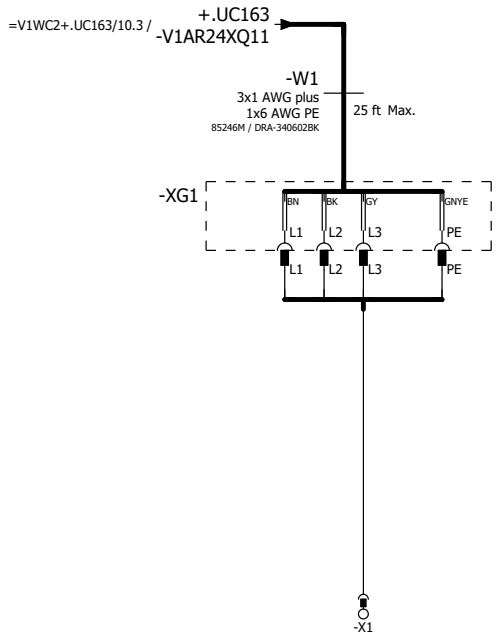

=V1AR24WC1+.AR24UC01/1

=V1AR25KF1+.AR25UC01/1

			Date	12/2/2022	Volvo Trucks North America		Valiant TMS	Incoming power	Drawing name: =2V05&EFS-EL	= V1AR24XQ11WC1
			Ed.	MKLEPADLO						+ V1AR24XQ11UC01
			Appr		P6700 Firewall - Cell 2V05				Document type: EFS	Project nr: 22-16143
Modification	Date	Name	Original		Replacement of	Replaced by	Scale 1:1			Page 1 / 1019

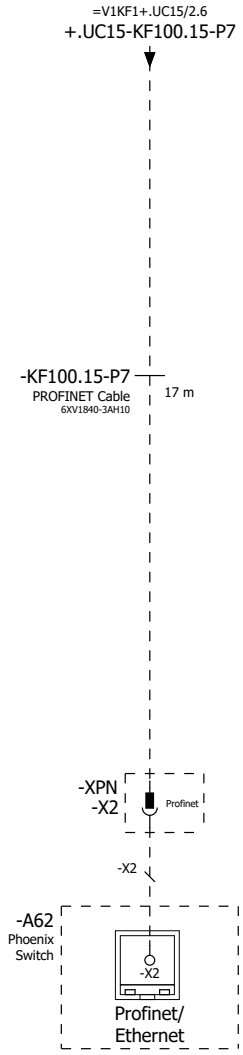

=V1AR24XQ11WC1+.AR24XQ11UC01/1

=V1AR25WC1/1

			Date	12/2/2022	Volvo Trucks North America		Valiant TMS	Incoming Profinet	Drawing name: =2V05&EFS-EL	= V1AR25KF1
			Ed.	MKLEPADLO						+ V1AR25UC01
			Appr		P6700 Firewall - Cell 2V05				Document type: EFS	Project nr: 22-16143
Modification	Date	Name	Original		Replacement of	Replaced by	Scale 1:1			Page 1 / 1019

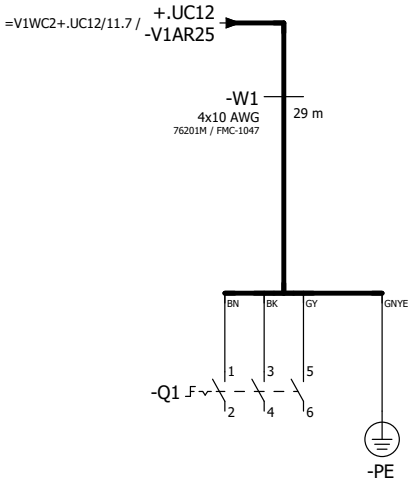

=V1AR25KF1/1

=V1AR25XQ11WC1+.AR25XQ11UC01/1

			Date	12/2/2022	Volvo Trucks North America		Valiant TMS	Incoming power	Drawing name: =2V05&EFS-EL	= V1AR25WC1
			Ed.	MKLEPADLO						+ V1AR25UC01
			Appr		P6700 Firewall - Cell 2V05				Document type: EFS	Project nr: 22-16143
Modification	Date	Name	Original		Replacement of	Replaced by	Scale 1:1			Page 1 / 1019

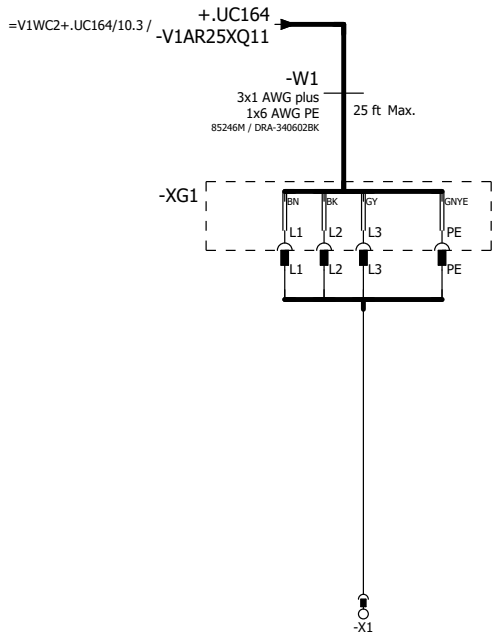

=V1AR25WC1+.AR25UC01/1

=V1AR26KF1+.AR26UC01/1

			Date	12/2/2022	Volvo Trucks North America	Valiant TMS	Incoming power	Drawing name: =2V05&EFS-EL	= V1AR25XQ11WC1	
			Ed.	MKLEPADLO					+ V1AR25XQ11UC01	
			Appr		P6700 Firewall - Cell 2V05			Document type: EFS	Project nr: 22-16143	Page 1
Modification	Date	Name	Original		Replacement of	Replaced by	Scale 1:1			1019

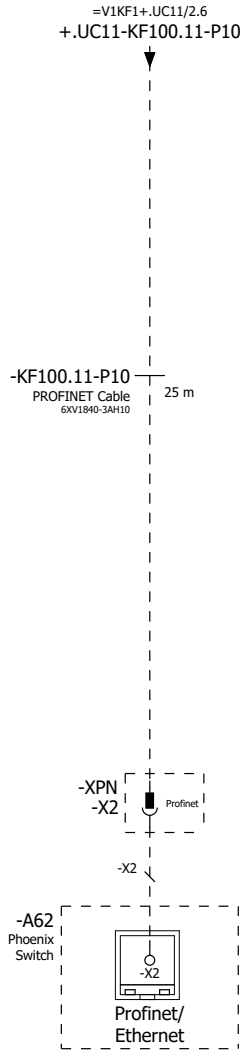

=V1AR25XQ11WC1+.AR25XQ11UC01/1

=V1AR26WC1/1

			Date	12/2/2022	Volvo Trucks North America	Valiant TMS	Incoming Profinet	Drawing name: =2V05&EFS-EL	= V1AR26KF1
			Ed.	MKLEPADLO					+ V1AR26UC01
			Appr		P6700 Firewall - Cell 2V05			Document type: EFS	Project nr: 22-16143
Modification	Date	Name	Original		Replacement of	Replaced by	Scale 1:1		Page 1 / 1019

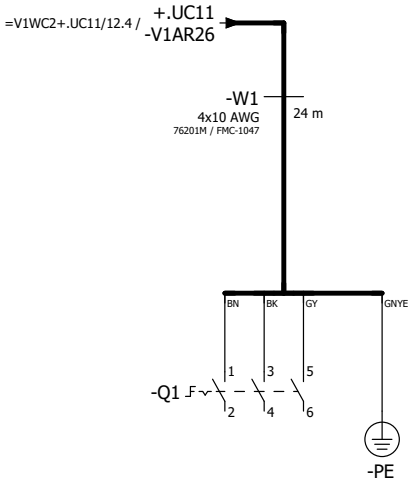

=V1AR26KF1/1

=V1AR26XQ11WC1+.AR26XQ11UC01/1

			Date	12/2/2022	Volvo Trucks North America		Valiant TMS	Incoming power	Drawing name: =2V05&EFS-EL	= V1AR26WC1
			Ed.	MKLEPADLO						+ V1AR26UC01
			Appr		P6700 Firewall - Cell 2V05				Document type: EFS	Project nr: 22-16143
Modification	Date	Name	Original		Replacement of	Replaced by	Scale 1:1			Page 1 / 1019

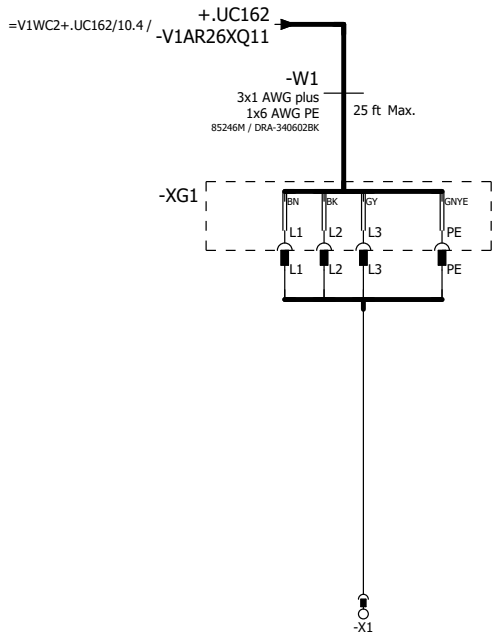

=V1AR26WC1+.AR26UC01/1

=V1AR27KF1+.AR27UC01/1

			Date	12/2/2022	Volvo Trucks North America		Valiant TMS	Incoming power	Drawing name: =2V05&EFS-EL		= V1AR26XQ11WC1
			Ed.	MKLEPADLO							+ V1AR26XQ11UC01
			Appr		P6700 Firewall - Cell 2V05				Document type: EFS	Project nr: 22-16143	Page 1
Modification	Date	Name	Original		Replacement of	Replaced by	Scale 1:1				1019

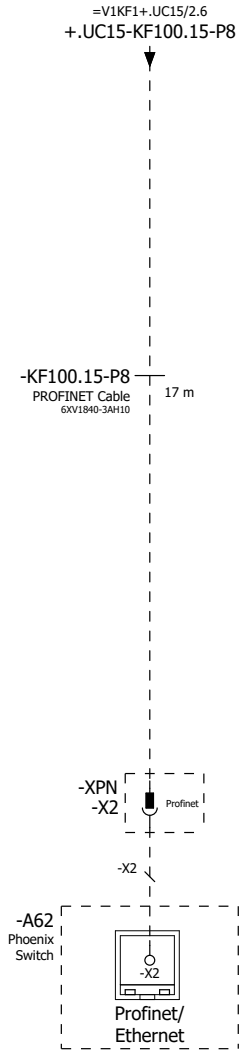

=V1AR26XQ11WC1+.AR26XQ11UC01/1

=V1AR27WC1/1

			Date	12/2/2022	Volvo Trucks North America	Valiant TMS	Incoming Profinet	Drawing name: =2V05&EFS-EL	= V1AR27KF1
			Ed.	MKLEPADLO					+ V1AR27UC01
			Appr		P6700 Firewall - Cell 2V05			Document type: EFS	Project nr: 22-16143
Modification	Date	Name	Original		Replacement of / Replaced by	Scale 1:1			Page 1 / 1019

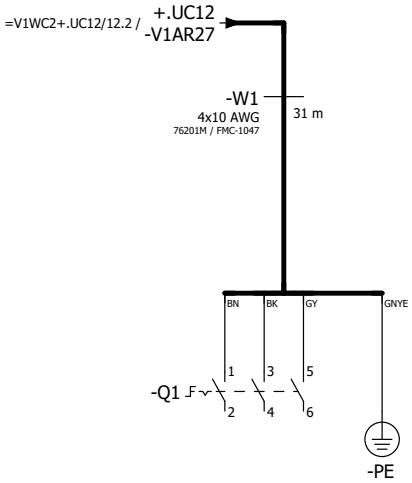

=V1AR27KF1/1

=V1AR27XQ11WC1+.AR27XQ11UC01/1

			Date	12/2/2022	Volvo Trucks North America		Valiant TMS	Incoming power	Drawing name: =2V05&EFS-EL	= V1AR27WC1
			Ed.	MKLEPADLO						+ V1AR27UC01
			Appr		P6700 Firewall - Cell 2V05				Document type: EFS	Project nr: 22-16143
Modification	Date	Name	Original		Replacement of	Replaced by	Scale 1:1			Page 1 / 1019

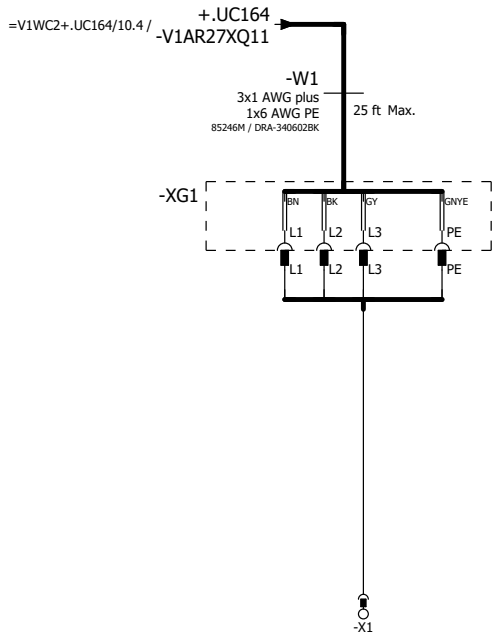

=V1AR27WC1+.AR27UC01/1

=V1AR28KF1+.AR28UC01/1

			Date	12/2/2022	Volvo Trucks North America		Valiant TMS	Incoming power	Drawing name: =2V05&EFS-EL		= V1AR27XQ11WC1
			Ed.	MKLEPADLO							+ V1AR27XQ11UC01
			Appr		P6700 Firewall - Cell 2V05				Document type: EFS	Project nr: 22-16143	Page 1
Modification	Date	Name	Original		Replacement of	Replaced by	Scale 1:1				1019

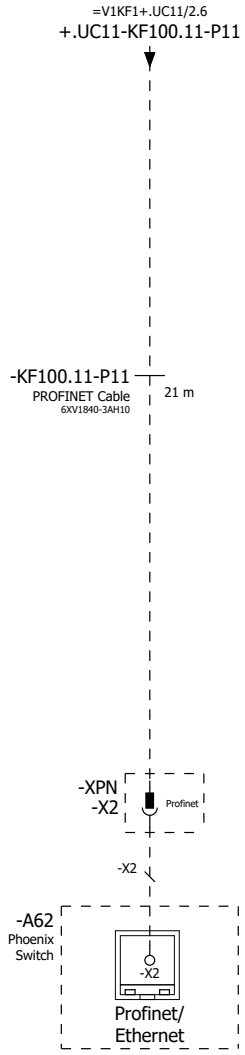

=V1AR27XQ11WC1+.AR27XQ11UC01/1

=V1AR28WC1/1

			Date	12/2/2022	Volvo Trucks North America		Valiant TMS	Incoming Profinet	Drawing name: =2V05&EFS-EL	= V1AR28KF1
			Ed.	MKLEPADLO						+ V1AR28UC01
			Appr		P6700 Firewall - Cell 2V05				Document type: EFS	Project nr: 22-16143
Modification	Date	Name	Original		Replacement of	Replaced by	Scale 1:1			Page 1 / 1019

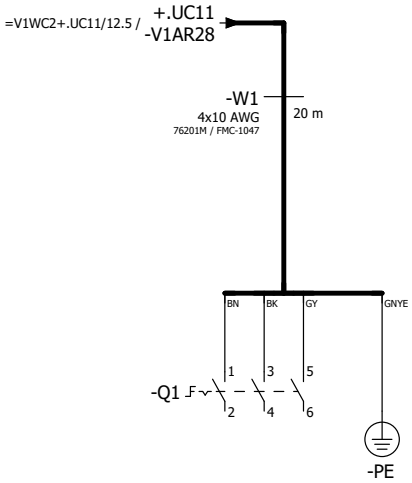

=V1AR28KF1/1

=V1AR28XQ11WC1+.AR28XQ11UC01/1

			Date	12/2/2022	Volvo Trucks North America		Valiant TMS	Incoming power	Drawing name: =2V05&EFS-EL	= V1AR28WC1
			Ed.	MKLEPADLO						+ V1AR28UC01
			Appr		P6700 Firewall - Cell 2V05				Document type: EFS	Project nr: 22-16143
Modification	Date	Name	Original		Replacement of	Replaced by	Scale 1:1			Page 1 / 1019

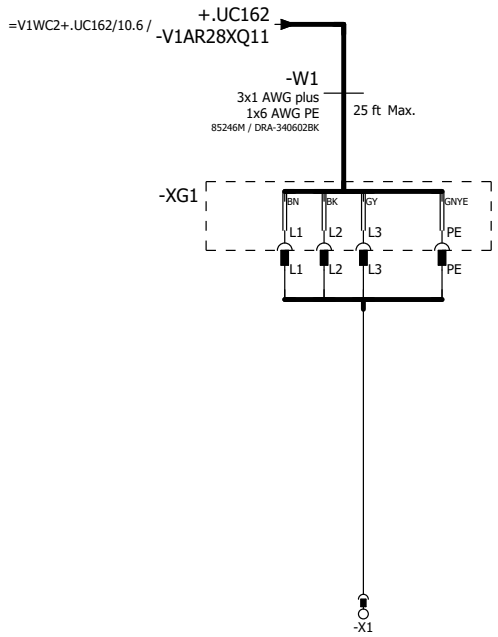

=V1AR28WC1+.AR28UC01/1

=V1AR29KF1+.AR29UC01/1

			Date	12/2/2022	Volvo Trucks North America		Valiant TMS	Incoming power	Drawing name: =2V05&EFS-EL		= V1AR28XQ11WC1
			Ed.	MKLEPADLO							+ V1AR28XQ11UC01
			Appr		P6700 Firewall - Cell 2V05				Document type: EFS	Project nr: 22-16143	Page 1
Modification	Date	Name	Original		Replacement of	Replaced by	Scale 1:1				1019

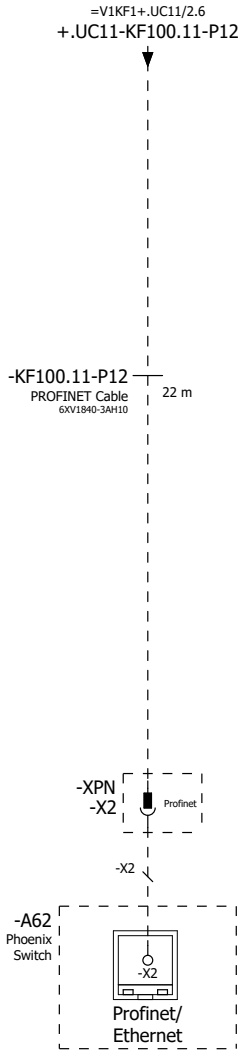

=V1AR28XQ11WC1+.AR28XQ11UC01/1

=V1AR29WC1/1

			Date	12/2/2022	Volvo Trucks North America	Valiant TMS	Incoming Profinet	Drawing name: =2V05&EFS-EL	= V1AR29KF1
			Ed.	MKLEPADLO					+ V1AR29UC01
			Appr		P6700 Firewall - Cell 2V05			Document type: EFS	Project nr: 22-16143
Modification	Date	Name	Original		Replacement of / Replaced by	Scale 1:1			Page 1 / 1019

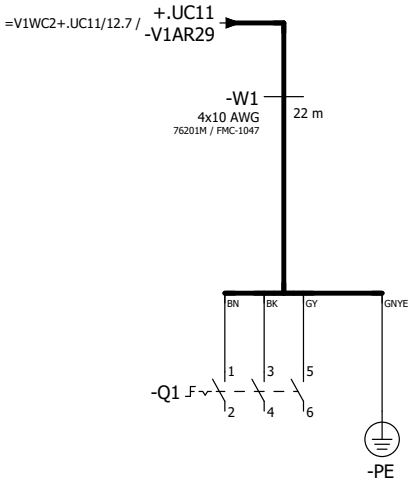

=V1AR29KF1/1

=V1AR29XQ11WC1+.AR29XQ11UC01/1

			Date	12/2/2022	Volvo Trucks North America		Valiant TMS	Incoming power	Drawing name: =2V05&EFS-EL	= V1AR29WC1
			Ed.	MKLEPADLO						+ V1AR29UC01
			Appr		P6700 Firewall - Cell 2V05				Document type: EFS	Project nr: 22-16143
Modification	Date	Name	Original		Replacement of	Replaced by	Scale 1:1			Page 1 / 1019

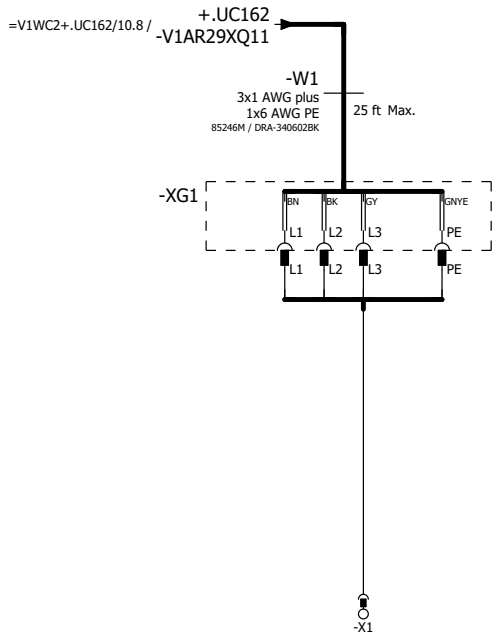

=V1AR29WC1+.AR29UC01/1

=V1AR41KF1+.AR41UC01/1

			Date	12/2/2022	Volvo Trucks North America		Valiant TMS	Incoming power	Drawing name: =2V05&EFS-EL	= V1AR29XQ11WC1
			Ed.	MKLEPADLO						+ V1AR29XQ11UC01
			Appr		P6700 Firewall - Cell 2V05				Document type: EFS	Project nr: 22-16143
Modification	Date	Name	Original		Replacement of	Replaced by	Scale 1:1			Page 1 / 1019

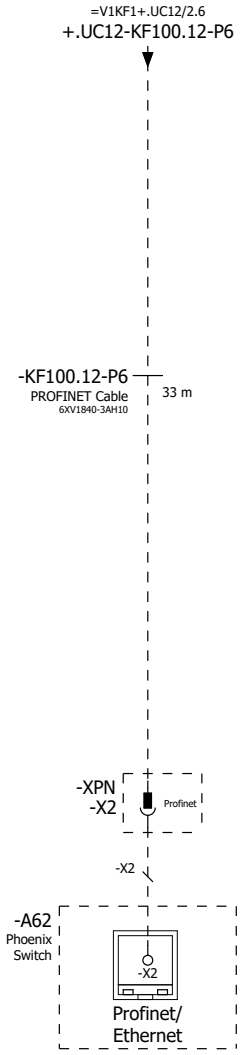

=V1AR29XQ11WC1+.AR29XQ11UC01/1

=V1AR41UQ41BG0+.AR41UQ41/1

			Date	12/2/2022	Volvo Trucks North America		Valiant TMS	Incoming Profinet	Drawing name: =2V05&EFS-EL	= V1AR41KF1
			Ed.	MKLEPADLO						+ V1AR41UC01
			Appr		P6700 Firewall - Cell 2V05				Document type: EFS	Project nr: 22-16143
Modification	Date	Name	Original		Replacement of	Replaced by	Scale 1:1			Page 1 / 1019

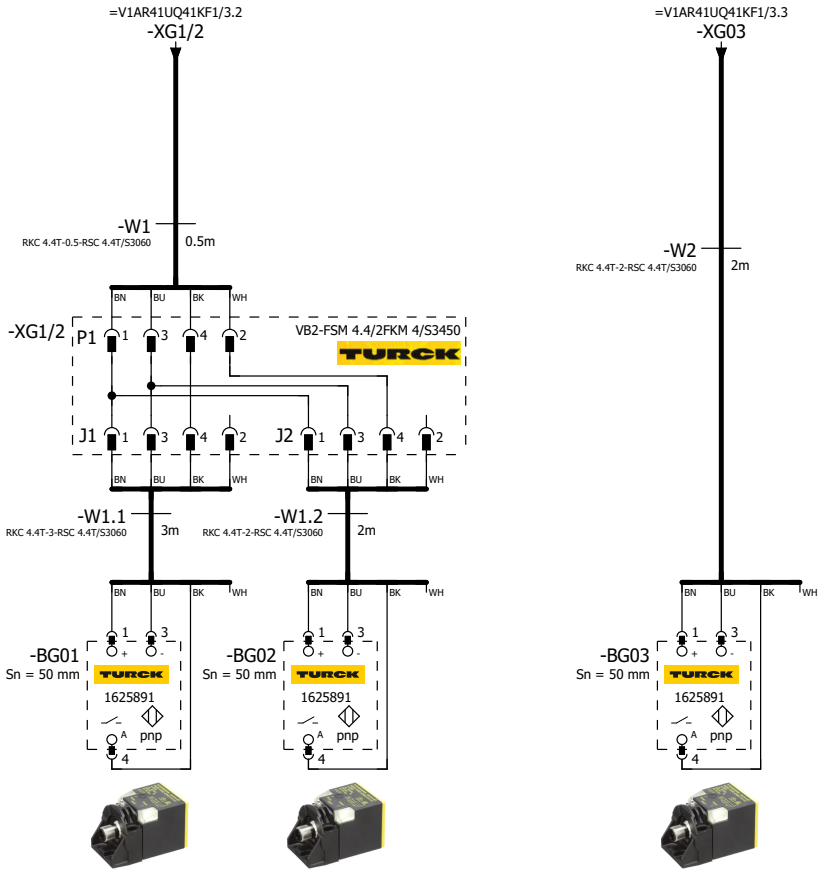

=V1AR41UQ41
-BG01
Outer Assembly
LHD/RHD

=V1AR41UQ41
-BG02
Outer Assembly
LHD/RHD

=V1AR41UQ41
-BG03
Outer Assembly
RHD

=V1AR41KF1+.AR41UC01/1

=V1AR41UQ41KF1/1

			Date	12/2/2022	Volvo Trucks North America		Valiant TMS	SENSORS	Drawing name: =2V05&EFS-EL	= V1AR41UQ41BG0	
			Ed.	MKLEPADLO						+ V1AR41UQ41	
			Appr		P6700 Firewall - Cell 2V05		Scale 1:1		Document type: EFS	Project nr: 22-16143	Page 1
Modification	Date	Name	Original		Replacement of	Replaced by					1019

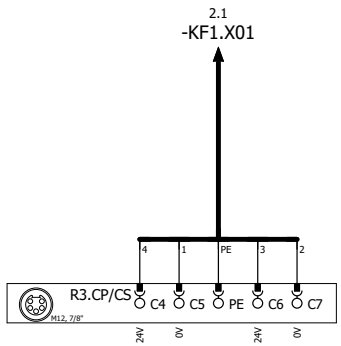

DC 24V (OUT)

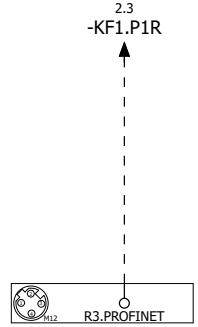

R3.ETHERNET

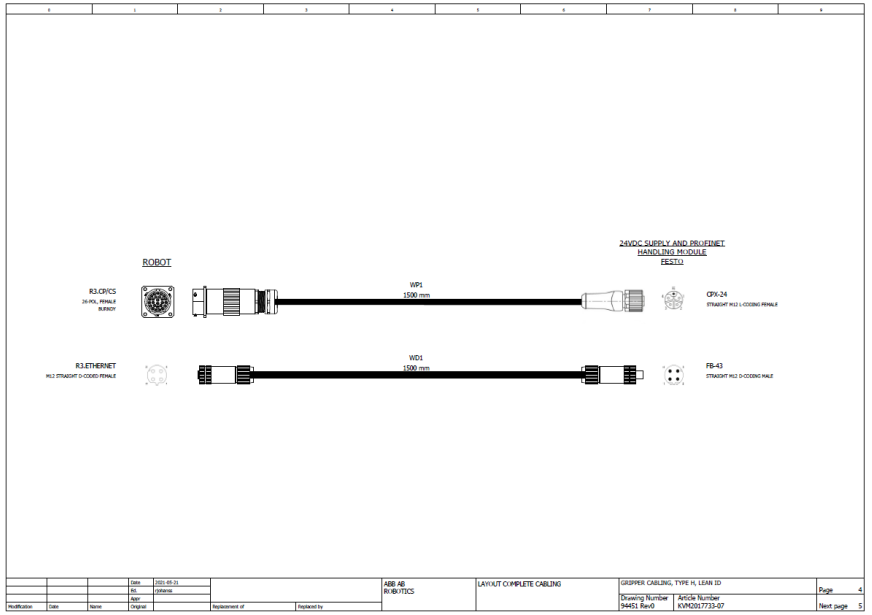

=V1AR41UQ41BG0/1

2

			Date	12/2/2022	Volvo Trucks North America	Valiant TMS	24VDC SUPPLY AND PROFINET HANDLING MODULE	Drawing name: =2V05&EFS-EL	= V1AR41UQ41KF1	
			Ed.	MKLEPADLO					+ V1AR41UQ41	
			Appr		P6700 Firewall - Cell 2V05			Document type: EFS	Project nr: 22-16143	Page 1
Modification	Date	Name	Original		Replacement of / Replaced by	Scale 1:1				1019

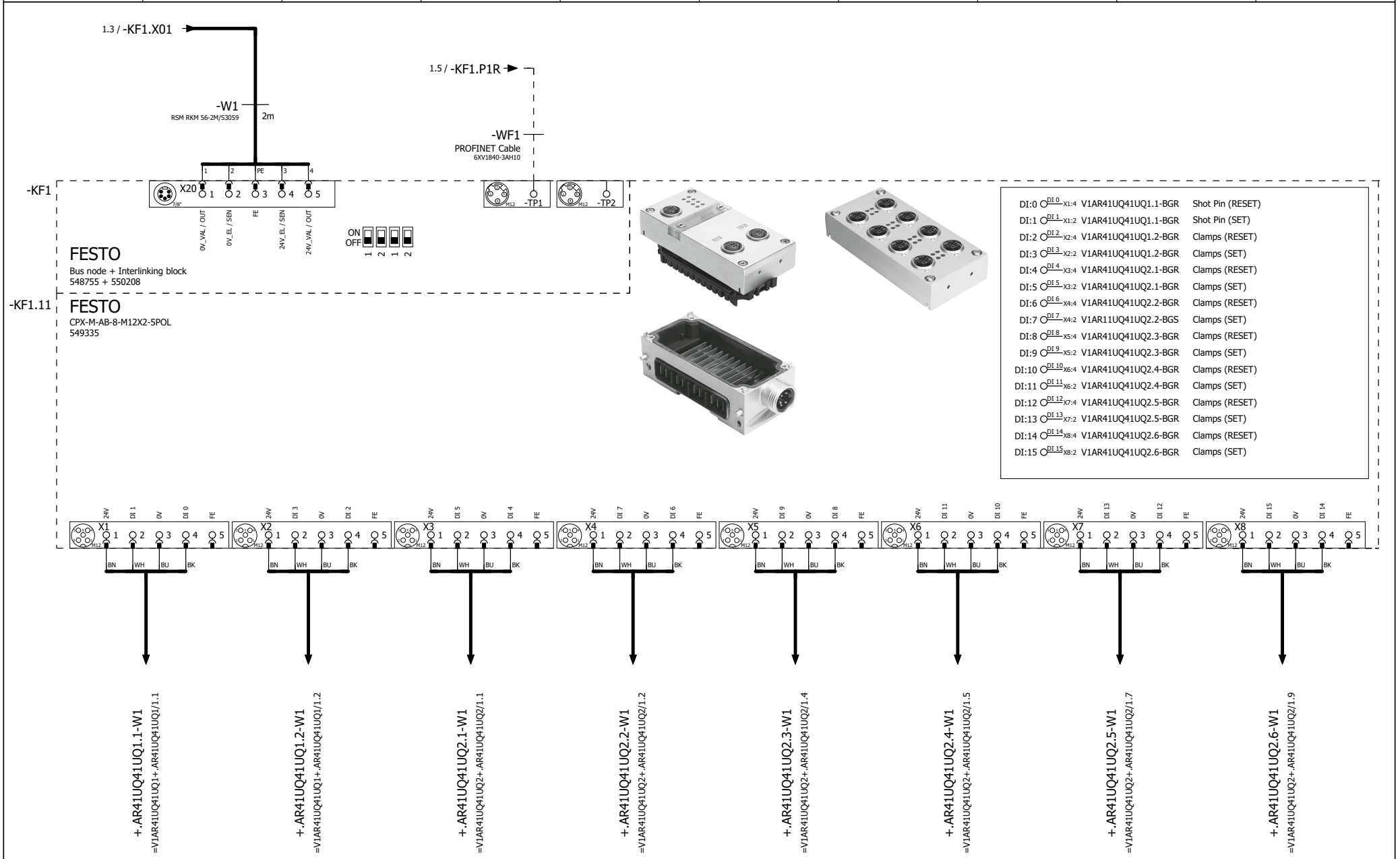

			Date	12/2/2022	Volvo Trucks North America		Valiant TMS	CONNECTING MOD. FOR MPA MANIFOLD	Drawing name: =2V05&EFS-EL	= V1AR41UQ41KF1	
			Ed.	MKLEPADLO						+ V1AR41UQ41	
			Appr		P6700 Firewall - Cell 2V05		Scale 1:1		Document type: EFS	Project nr: 22-16143	Page 2
Modification	Date	Name	Original		Replacement of	Replaced by					1019

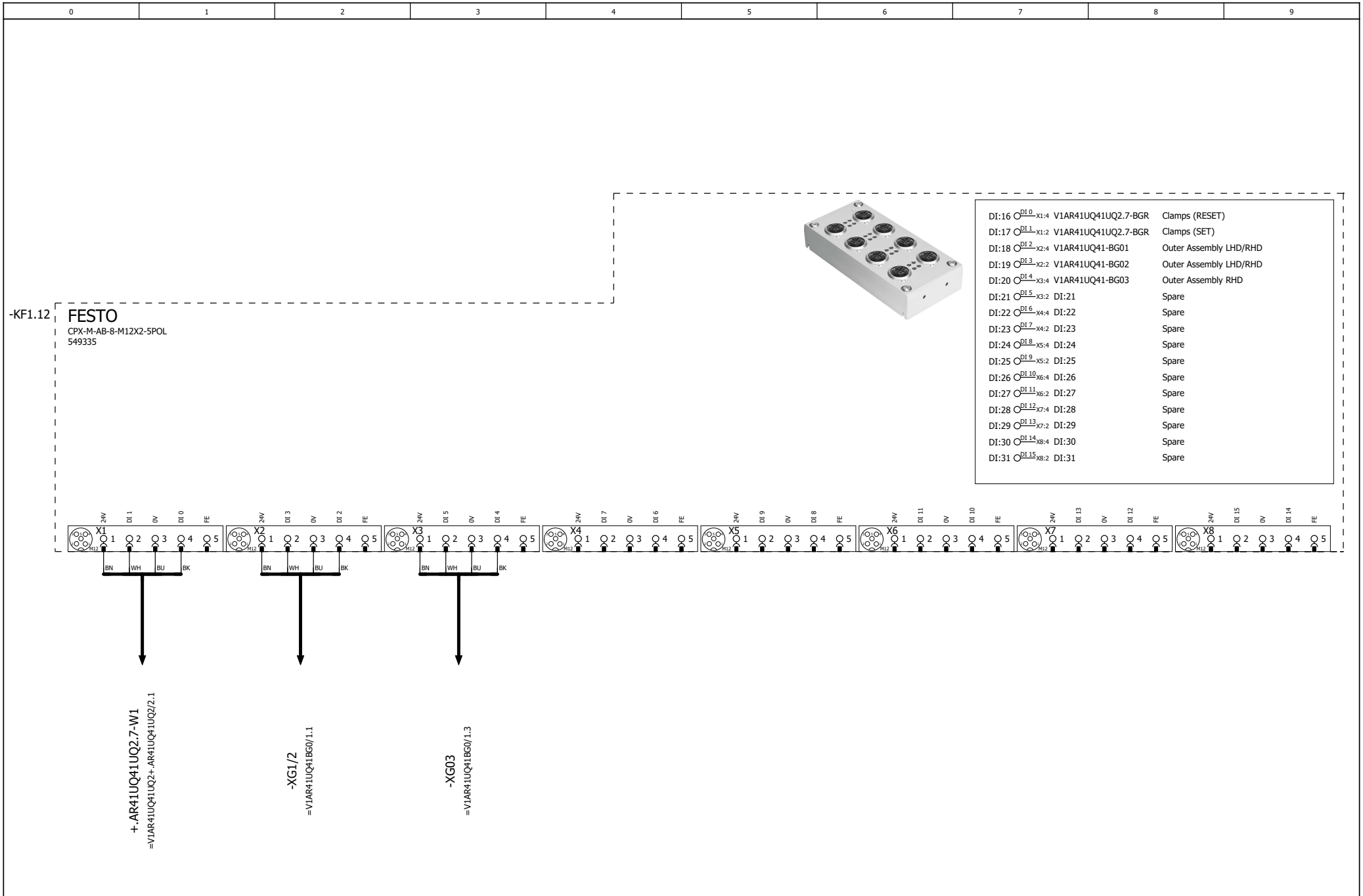

2 4

			Date	12/2/2022	Volvo Trucks North America	Valiant TMS	I/O MOD. DI16 (8 x M12) FOR MPA	Drawing name: =2V05&EFS-EL	= V1AR41UQ41KF1 + V1AR41UQ41
			Ed.	MKLEPADLO	P6700 Firewall - Cell 2V05				
			Appr					Document type: EFS	Project nr: 22-16143
Modification	Date	Name	Original		Replacement of / Replaced by	Scale 1:1			Page 3 / 1019

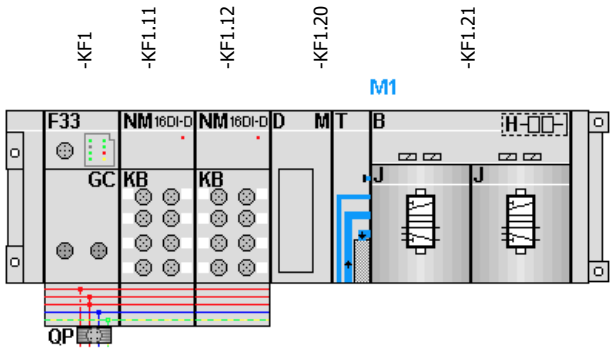

-KF1.21
=V1AR41UQ41UQ1+.AR41UQ41UQ1/1.3
=V1AR41UQ41UQ2+.AR41UQ41UQ2/1.3

FESTO

=V1AR41UQ41UQ1+.AR41UQ41UQ1/1.4	DO:0 DO 0 1.1	-QN1.1_Q	Shot Pins (RST)
=V1AR41UQ41UQ1+.AR41UQ41UQ1/1.4	DO:1 DO 1 1.2	-QN1.2_Q	Shot Pins (SET)
=V1AR41UQ41UQ2+.AR41UQ41UQ2/1.4	DO:2 DO 2 2.1	-QN2.1_Q	Clamps (RST)
=V1AR41UQ41UQ2+.AR41UQ41UQ2/1.4	DO:3 DO 3 2.2	-QN2.2_Q	Clamps (SET)

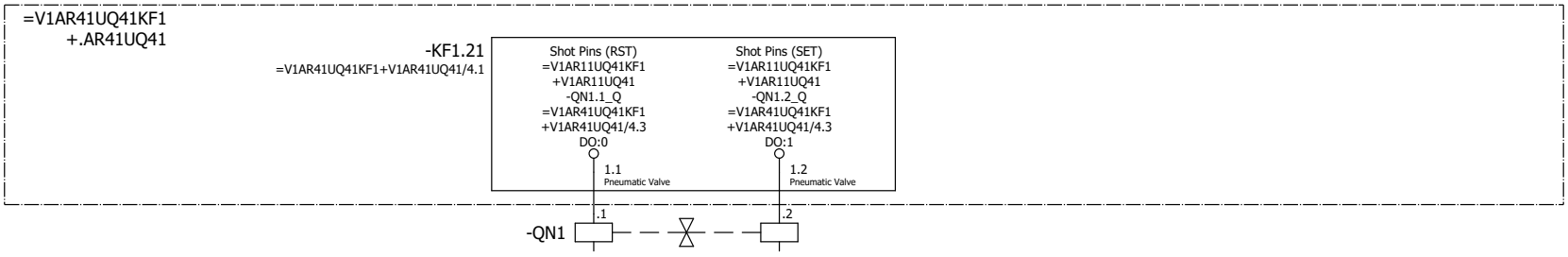

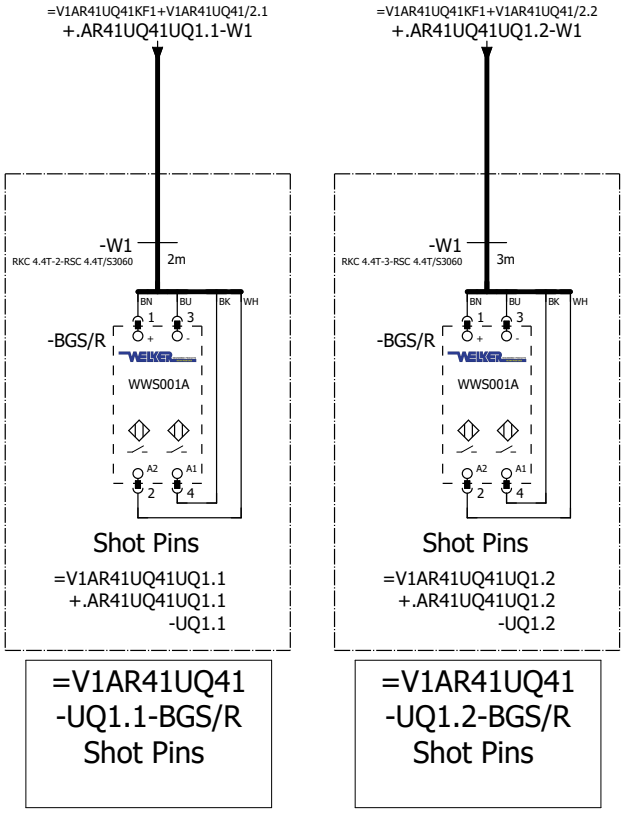

=V1AR41UQ41
-UQ1.1-BGS/R
Shot Pins

=V1AR41UQ41
-UQ1.2-BGS/R
Shot Pins

=V1AR41UQ41KF1+V1AR41UQ41/4

=V1AR41UQ41UQ2+.AR41UQ41UQ2/1

			Date	12/2/2022	Volvo Trucks North America		Valiant TMS	FESTO DQ CONNECTION QN1	Drawing name: =2V05&EFS-EL	= V1AR41UQ41UQ1
			Ed.	MKLEPADLO						+ V1AR41UQ41UQ1
			Appr		P6700 Firewall - Cell 2V05				Document type: EFS	Project nr: 22-16143
Modification	Date	Name	Original		Replacement of	Replaced by	Scale 1:1			Page 1 / 1019

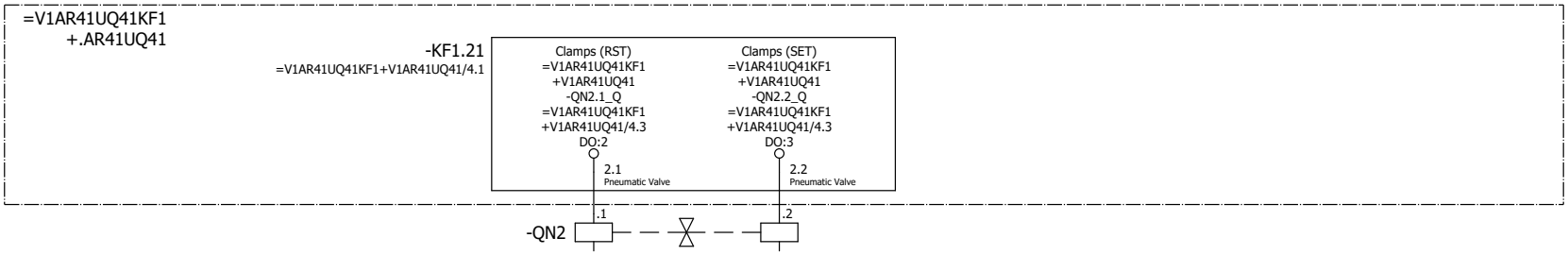
=V1AR41UQ41KF1
+.AR41UQ41
-KF1.21
=V1AR41UQ41KF1+V1AR41UQ41/4.1
Clamps (RST)
=V1AR41UQ41KF1
+V1AR41UQ41
-QN2.1_Q
=V1AR41UQ41KF1
+V1AR41UQ41/4.3
DO:2
Clamps (SET)
=V1AR41UQ41KF1
+V1AR41UQ41
-QN2.2_Q
=V1AR41UQ41KF1
+V1AR41UQ41/4.3
DO:3
2.1
Pneumatic Valve
2.2
Pneumatic Valve
-QN2
.1
.2

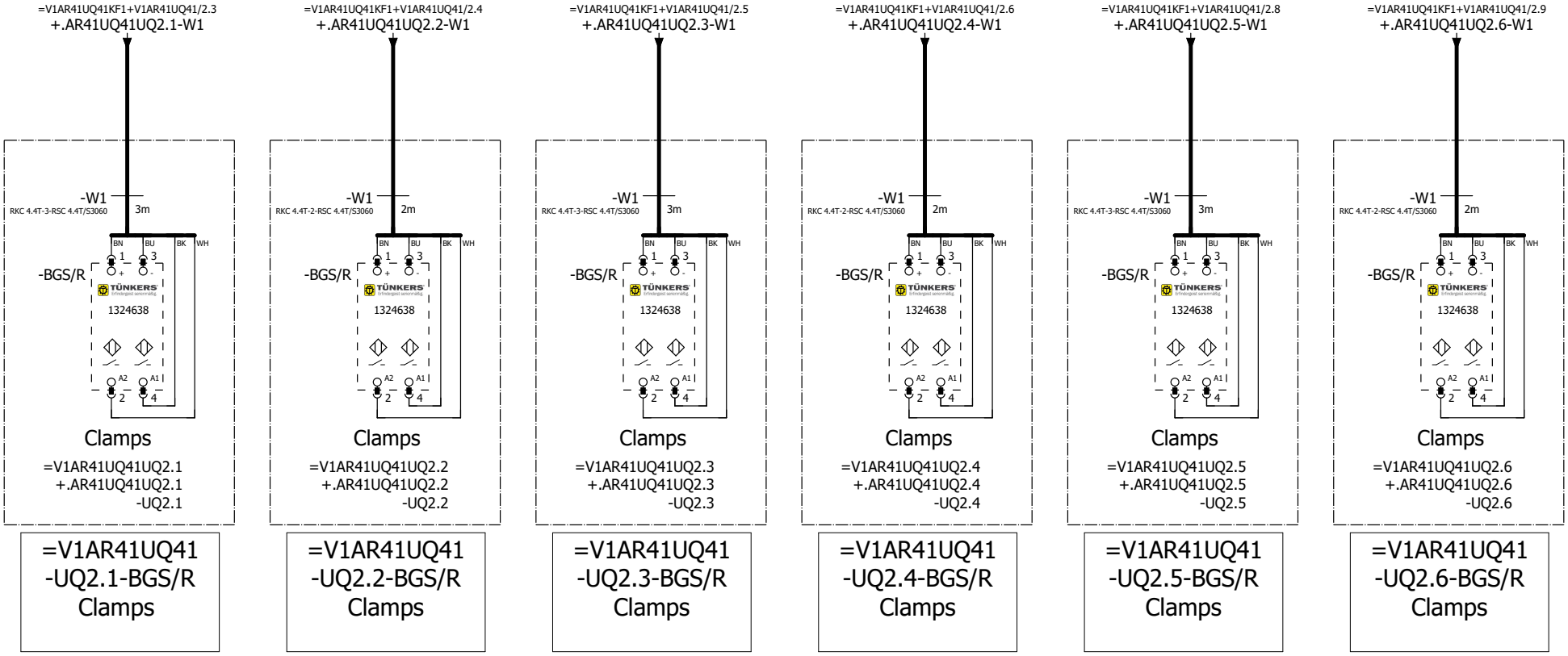
=V1AR41UQ41KF1+V1AR41UQ41/2.3
+.AR41UQ41UQ2.1-W1
=V1AR41UQ41KF1+V1AR41UQ41/2.4
+.AR41UQ41UQ2.2-W1
=V1AR41UQ41KF1+V1AR41UQ41/2.5
+.AR41UQ41UQ2.3-W1
=V1AR41UQ41KF1+V1AR41UQ41/2.6
+.AR41UQ41UQ2.4-W1
=V1AR41UQ41KF1+V1AR41UQ41/2.8
+.AR41UQ41UQ2.5-W1
=V1AR41UQ41KF1+V1AR41UQ41/2.9
+.AR41UQ41UQ2.6-W1
-W1
RKC 4.4T-3-RSC 4.4T/S3060
3m
RKC 4.4T-2-RSC 4.4T/S3060
2m
BN
BU
BK
WH
-BGS/R
TÜNKERS
1324638
A2
A1
Clamps
=V1AR41UQ41UQ2.1
+.AR41UQ41UQ2.1
-UQ2.1
=V1AR41UQ41UQ2.2
+.AR41UQ41UQ2.2
-UQ2.2
=V1AR41UQ41UQ2.3
+.AR41UQ41UQ2.3
-UQ2.3
=V1AR41UQ41UQ2.4
+.AR41UQ41UQ2.4
-UQ2.4
=V1AR41UQ41UQ2.5
+.AR41UQ41UQ2.5
-UQ2.5
=V1AR41UQ41UQ2.6
+.AR41UQ41UQ2.6
-UQ2.6
=V1AR41UQ41
-UQ2.1-BGS/R
Clamps
=V1AR41UQ41
-UQ2.2-BGS/R
Clamps
=V1AR41UQ41
-UQ2.3-BGS/R
Clamps
=V1AR41UQ41
-UQ2.4-BGS/R
Clamps
=V1AR41UQ41
-UQ2.5-BGS/R
Clamps
=V1AR41UQ41
-UQ2.6-BGS/R
Clamps

=V1AR41UQ41KF1+V1AR41UQ41/3.1
+.AR41UQ41UQ2.7-W1

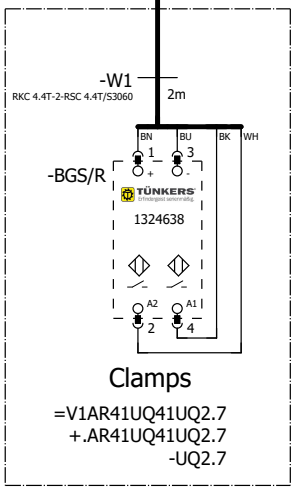

Clamps

=V1AR41UQ41UQ2.7
+.AR41UQ41UQ2.7
-UQ2.7

=V1AR41UQ41 -UQ2.7-BGS/R Clamps

1

=V1AR41WC1+.AR41UC01/1

			Date	12/2/2022	Volvo Trucks North America		Valiant TMS	FESTO DQ CONNECTION QN2	Drawing name: =2V05&EFS-EL	= V1AR41UQ41UQ2
			Ed.	MKLEPADLO						+ V1AR41UQ41UQ2
			Appr		P6700 Firewall - Cell 2V05				Document type: EFS	Project nr: 22-16143
Modification	Date	Name	Original		Replacement of	Replaced by	Scale 1:1			Page 2 / 1019

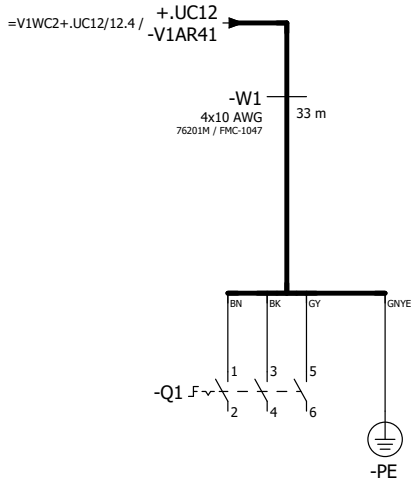

=V1AR41UQ41UQ2+.AR41UQ41UQ2/2

=V1AR41XQ11WC1+.AR41XQ11UC01/1

			Date	12/2/2022	Volvo Trucks North America		Valiant TMS	Incoming power	Drawing name: =2V05&EFS-EL	= V1AR41WC1
			Ed.	MKLEPADLO						+ V1AR41UC01
			Appr		P6700 Firewall - Cell 2V05				Document type: EFS	Project nr: 22-16143	Page 1
Modification	Date	Name	Original		Replacement of	Replaced by	Scale 1:1			1019

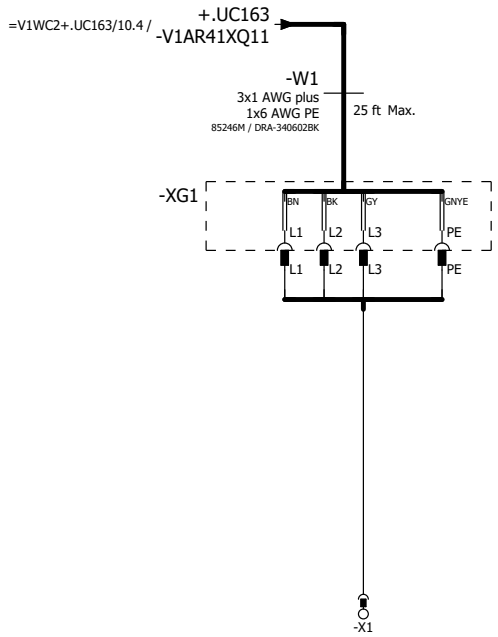

=V1AR41WC1+.AR41UC01/1

=V1AR42KF1+.AR42UC01/1

			Date	12/2/2022	Volvo Trucks North America		Valiant TMS	Incoming power	Drawing name: =2V05&EFS-EL	= V1AR41XQ11WC1	
			Ed.	MKLEPADLO						+ V1AR41XQ11UC01	
			Appr		P6700 Firewall - Cell 2V05				Document type: EFS	Project nr: 22-16143	Page 1
Modification	Date	Name	Original		Replacement of	Replaced by	Scale 1:1				1019

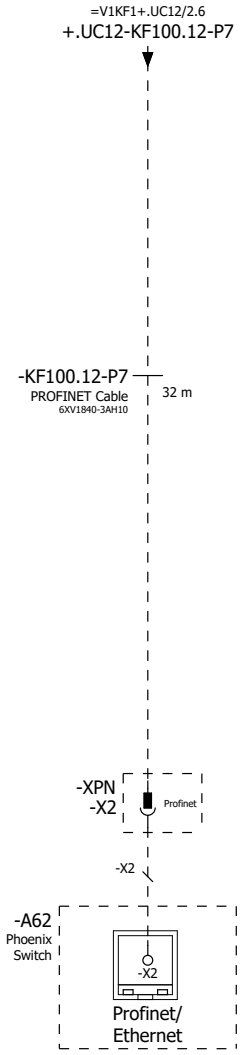

=V1AR41XQ11WC1+.AR41XQ11UC01/1

=V1AR42UQ41BG0+.AR42UQ41/1

			Date	12/2/2022	Volvo Trucks North America		Valiant TMS	Incoming Profinet	Drawing name: =2V05&EFS-EL	= V1AR42KF1
			Ed.	MKLEPADLO						+ V1AR42UC01
			Appr		P6700 Firewall - Cell 2V05				Document type: EFS	Project nr: 22-16143
Modification	Date	Name	Original		Replacement of	Replaced by	Scale 1:1			Page 1 / 1019

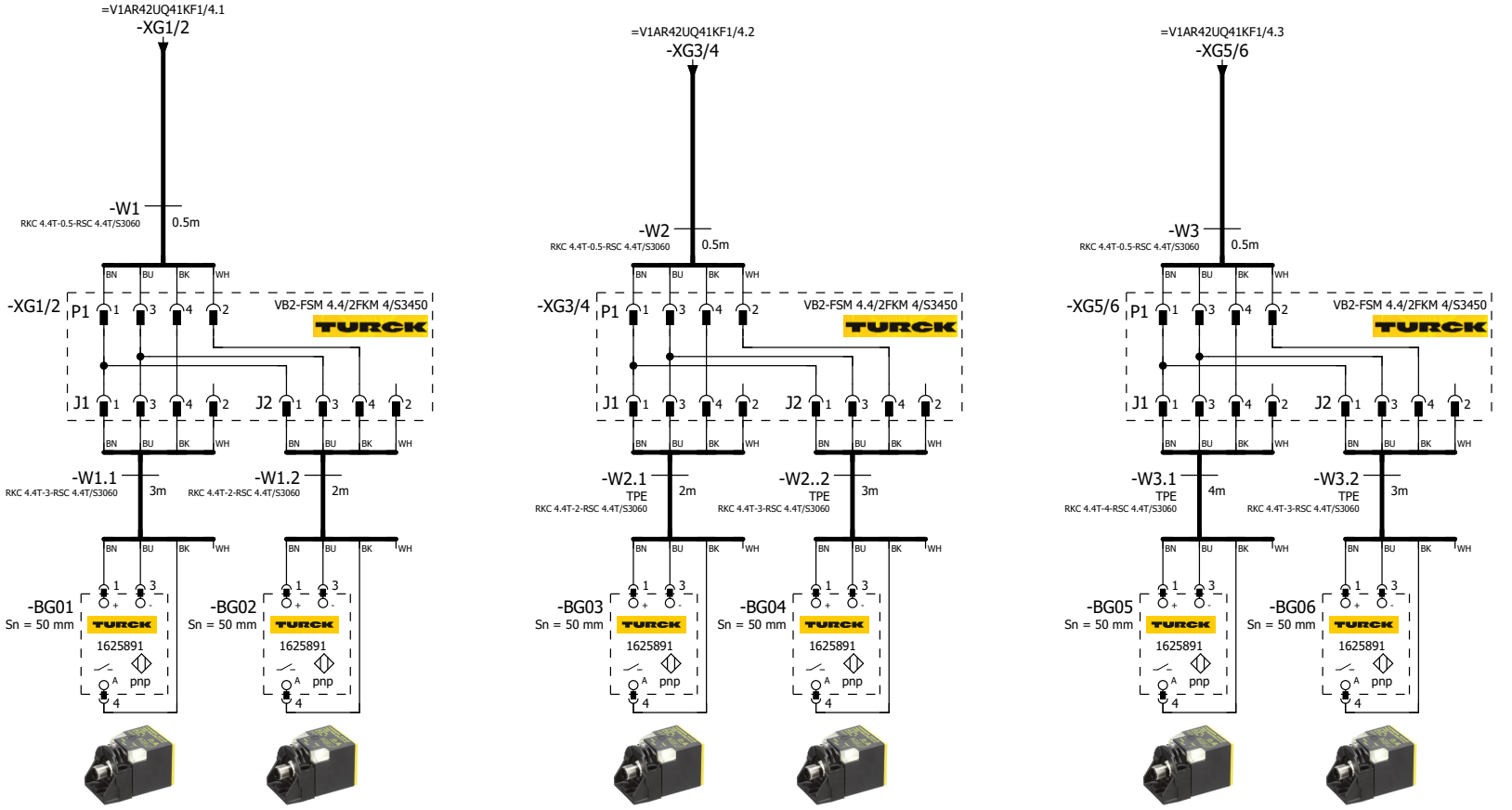

=V1AR42UQ41 -BG01 Inner Assembly	=V1AR42UQ41 -BG02 Inner Assembly	=V1AR42UQ41 -BG03 Windshield Outer Assembly	=V1AR42UQ41 -BG04 Windshield Outer Assembly	=V1AR42UQ41 -BG05 A-Pillar LH	=V1AR42UQ41 -BG06 A-Pillar RH

=V1AR42KF1+.AR42UC01/1

=V1AR42UQ41KF1/1

			Date	12/2/2022	Volvo Trucks North America	Valiant TMS	SENSORS	Drawing name: =2V05&EFS-EL	= V1AR42UQ41BG0
			Ed.	MKLEPADLO					+ V1AR42UQ41
			Appr		P6700 Firewall - Cell 2V05	Scale 1:1		Document type: EFS	Project nr: 22-16143
Modification	Date	Name	Original		Replacement of	Replaced by			Page 1 / 1019

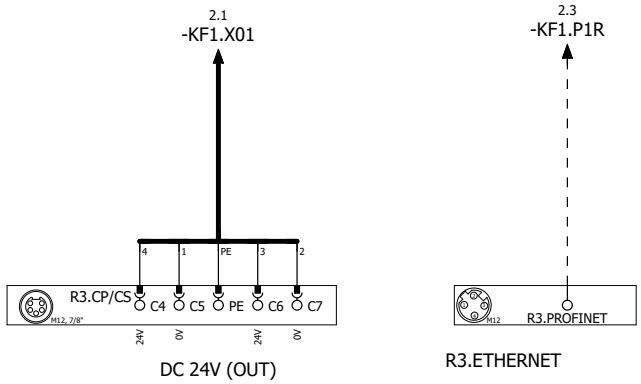

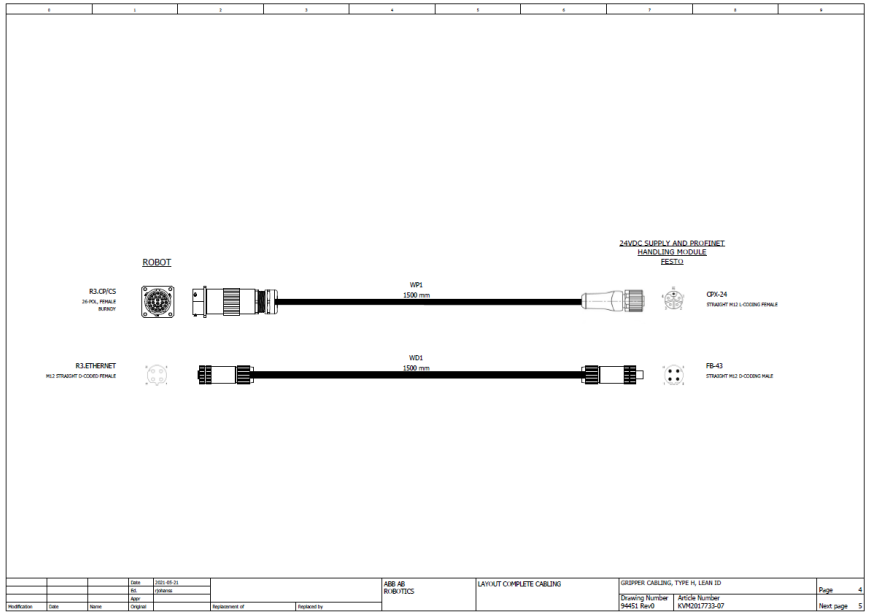

=V1AR42UQ41BG0/1

2

			Date	12/2/2022	Volvo Trucks North America	Valiant TMS	24VDC SUPPLY AND PROFINET HANDLING MODULE	Drawing name: =2V05&EFS-EL	= V1AR42UQ41KF1	
			Ed.	MKLEPADLO					+ V1AR42UQ41	
			Appr		P6700 Firewall - Cell 2V05			Document type: EFS	Project nr: 22-16143	Page 1
Modification	Date	Name	Original		Replacement of / Replaced by	Scale 1:1				1019

1.3 / -KF1.X01

-W1
RSM RKM 56-2M/S3059
2m

1.5 / -KF1.P1R

-WF1
PROFINET Cable
6XV1840-3AH10

-KF1

X20 7/8" 1 2 PE 3 4 5
0V_VAL / OUT
0V_EL / SEN
FE
24V_EL / SEN
24V_VAL / OUT

-TP1 M12
-TP2 M12

ON
OFF
1 2 1 2

FESTO
Bus node + Interlinking block
548755 + 550208

-KF1.11

FESTO
CPX-M-AB-8-M12X2-5POL
549335

DI:0	DI 0 X1:4	V1AR42UQ41UQ1.1-BGR	Pinclamps (RESET)
DI:1	DI 1 X1:2	V1AR42UQ41UQ1.1-BGR	Pinclamps (SET)
DI:2	DI 2 X2:4	V1AR42UQ41UQ1.2-BGR	Pinclamps (RESET)
DI:3	DI 3 X2:2	V1AR42UQ41UQ1.2-BGR	Pinclamps (SET)
DI:4	DI 4 X3:4	V1AR42UQ41UQ1.3-BGR	Shot Pins (RESET)
DI:5	DI 5 X3:2	V1AR42UQ41UQ1.3-BGR	Shot Pins (SET)
DI:6	DI 6 X4:4	V1AR42UQ41UQ1.4-BGR	Shot Pins (RESET)
DI:7	DI 7 X4:2	V1AR42UQ41UQ1.4-BGR	Shot Pins (SET)
DI:8	DI 8 X5:4	V1AR42UQ41UQ2.1-BGR	Clamps 2 (RESET)
DI:9	DI 9 X5:2	V1AR42UQ41UQ2.1-BGR	Clamps 2 (SET)
DI:10	DI 10 X6:4	V1AR42UQ41UQ2.2-BGR	Clamps 2 (RESET)
DI:11	DI 11 X6:2	V1AR42UQ41UQ2.2-BGR	Clamps 2 (SET)
DI:12	DI 12 X7:4	V1AR42UQ41UQ3.1-BGR	Clamps 3 (RESET)
DI:13	DI 13 X7:2	V1AR42UQ41UQ3.1-BGR	Clamps 3 (SET)
DI:14	DI 14 X8:4	V1AR42UQ41UQ3.2-BGR	Clamps 3 (RESET)
DI:15	DI 15 X8:2	V1AR42UQ41UQ3.2-BGR	Clamps 3 (SET)

X1 M12: 24V | DI 1 | 0V | DI 0 | FE — BN WH BU BK
X2 M12: 24V | DI 3 | 0V | DI 2 | FE — BN WH BU BK
X3 M12: 24V | DI 5 | 0V | DI 4 | FE — BN WH BU BK
X4 M12: 24V | DI 7 | 0V | DI 6 | FE — BN WH BU BK
X5 M12: 24V | DI 9 | 0V | DI 8 | FE — BN WH BU BK
X6 M12: 24V | DI 11 | 0V | DI 10 | FE — BN WH BU BK
X7 M12: 24V | DI 13 | 0V | DI 12 | FE — BN WH BU BK
X8 M12: 24V | DI 15 | 0V | DI 14 | FE — BN WH BU BK

+.AR42UQ41UQ1.1-W1
=V1AR42UQ41UQ1+.AR42UQ41UQ1/1.1

+.AR42UQ41UQ1.2-W1
=V1AR42UQ41UQ1+.AR42UQ41UQ1/1.2

+.AR42UQ41UQ1.3-W1
=V1AR42UQ41UQ1+.AR42UQ41UQ1/1.4

+.AR42UQ41UQ1.4-W1
=V1AR42UQ41UQ1+.AR42UQ41UQ1/1.5

+.AR42UQ41UQ2.1-W1
=V1AR42UQ41UQ2+.AR42UQ41UQ2/1.1

+.AR42UQ41UQ2.2-W1
=V1AR42UQ41UQ2+.AR42UQ41UQ2/1.2

+.AR42UQ41UQ3.1-W1
=V1AR42UQ41UQ3+.AR42UQ41UQ3/1.1

+.AR42UQ41UQ3.2-W1
=V1AR42UQ41UQ3+.AR42UQ41UQ3/1.2

1 3

			Date	12/2/2022	Volvo Trucks North America	Valiant TMS	CONNECTING MOD. FOR MPA MANIFOLD	Drawing name: =2V05&EFS-EL	= V1AR42UQ41KF1 + V1AR42UQ41
			Ed.	MKLEPADLO					
			Appr		P6700 Firewall - Cell 2V05	Scale 1:1		Document type: EFS	Project nr: 22-16143
Modification	Date	Name	Original		Replacement of	Replaced by			Page 2 / 1019

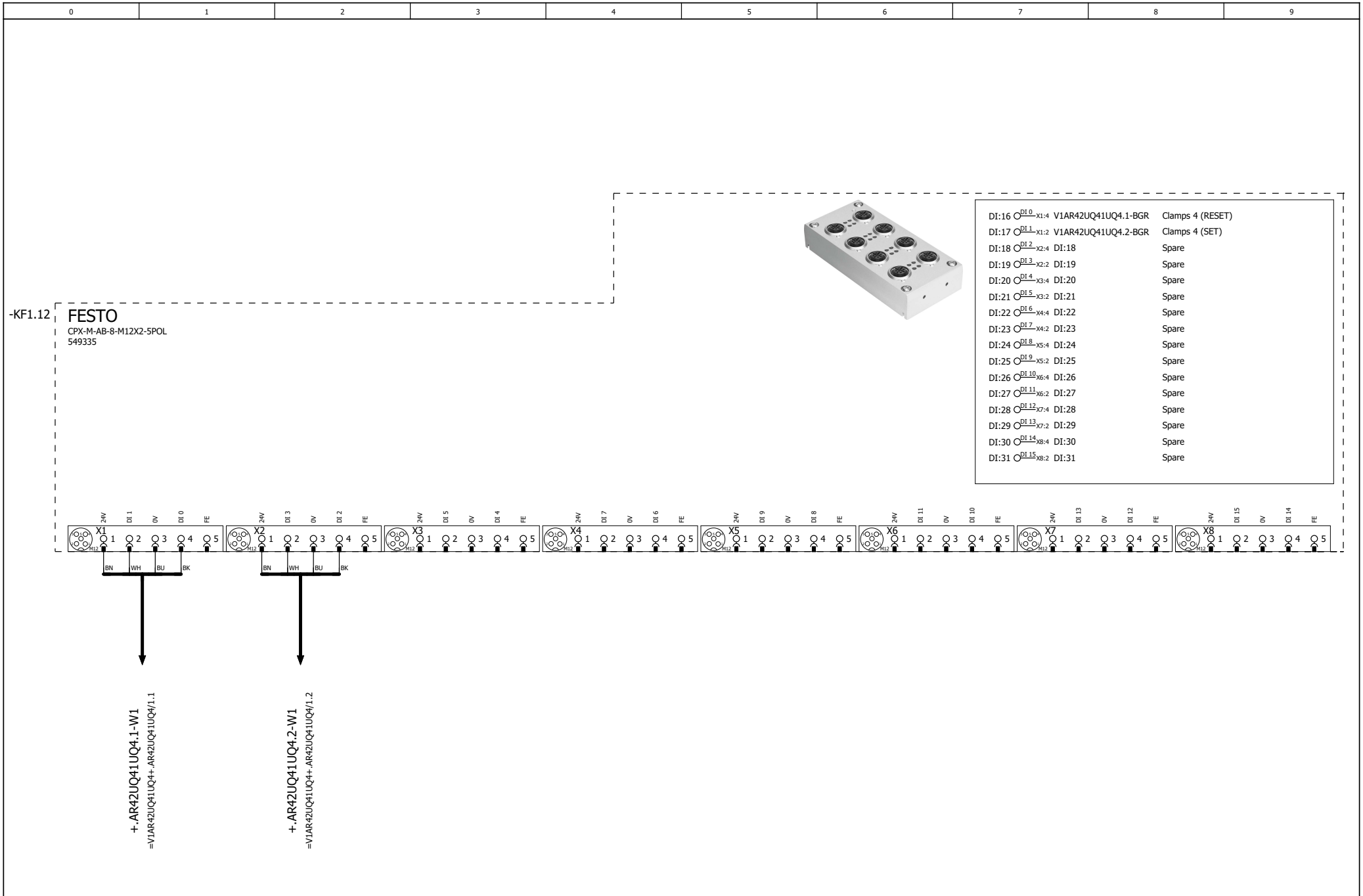

2 4

			Date	12/2/2022	Volvo Trucks North America	Valiant TMS	I/O MOD. DI16 (8 x M12) FOR MPA	Drawing name: =2V05&EFS-EL	= V1AR42UQ41KF1 + V1AR42UQ41
			Ed.	MKLEPADLO	P6700 Firewall - Cell 2V05				
			Appr					Document type: EFS	Project nr: 22-16143
Modification	Date	Name	Original		Replacement of / Replaced by	Scale 1:1			Page 3 / 1019

-KF1.13

FESTO

CPX-M-AB-8-M12X2-5POL

549335

DI:32	DI 0 X1:4	V1AR42UQ41-BG01	Inner Assembly
DI:33	DI 1 X1:2	V1AR42UQ41-BG02	Inner Assembly
DI:34	DI 2 X2:4	V1AR42UQ41-BG03	Windshield Outer Assembly
DI:35	DI 3 X2:2	V1AR42UQ41-BG04	Windshield Outer Assembly
DI:36	DI 4 X3:4	V1AR42UQ41-BG05	A-Pillar LH
DI:37	DI 5 X3:2	V1AR42UQ41-BG06	A-Pillar RH
DI:38	DI 6 X4:4	DI:38	Spare
DI:39	DI 7 X4:2	DI:39	Spare
DI:40	DI 8 X5:4	DI:40	Spare
DI:41	DI 9 X5:2	DI:41	Spare
DI:42	DI 10 X6:4	DI:42	Spare
DI:43	DI 11 X6:2	DI:43	Spare
DI:44	DI 12 X7:4	DI:44	Spare
DI:45	DI 13 X7:2	DI:45	Spare
DI:46	DI 14 X8:4	DI:46	Spare
DI:47	DI 15 X8:2	DI:47	Spare

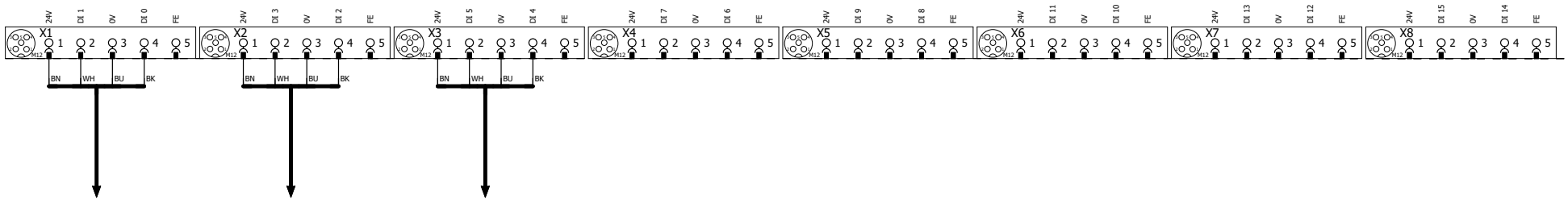

-XG1/2
=V1AR42UQ41BG0/1.1

-XG3/4
=V1AR42UQ41BG0/1.4

-XG5/6
=V1AR42UQ41BG0/1.6

3 5

			Date	12/2/2022	Volvo Trucks North America	Valiant TMS	I/O MOD. DI16 (8 x M12) FOR MPA	Drawing name: =2V05&EFS-EL	= V1AR42UQ41KF1	
			Ed.	MKLEPADLO					+ V1AR42UQ41	
			Appr		P6700 Firewall - Cell 2V05			Document type: EFS	Project nr: 22-16143	Page 4
Modification	Date	Name	Original		Replacement of / Replaced by	Scale 1:1				1019

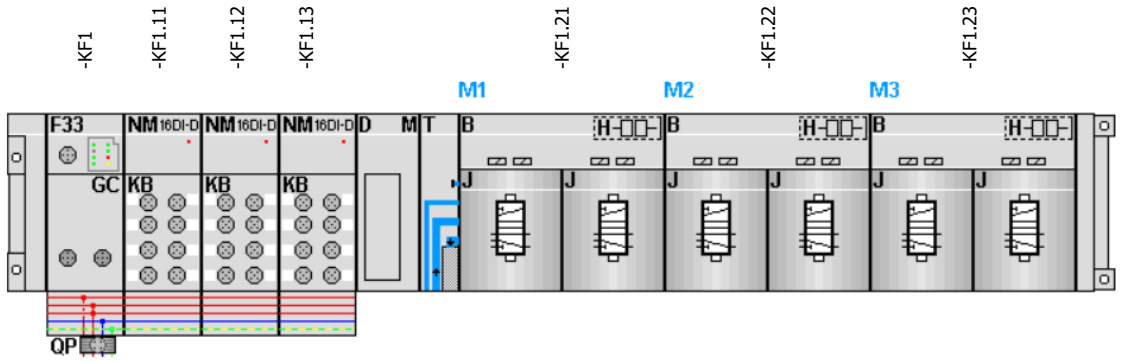

-KF1.21
=V1AR42UQ41UQ1+.AR42UQ41UQ1/1.3
=V1AR42UQ41UQ2+.AR42UQ41UQ2/1.3

FESTO

=V1AR42UQ41UQ1+.AR42UQ41UQ1/1.4	DO:0 DO 0 1.1	-QN1.1_Q	Shot Pins (RST)
=V1AR42UQ41UQ1+.AR42UQ41UQ1/1.4	DO:1 DO 1 1.2	-QN1.2_Q	Shot Pins (SET)
=V1AR42UQ41UQ2+.AR42UQ41UQ2/1.4	DO:2 DO 2 2.1	-QN2.1_Q	Clamps 2 (RST)
=V1AR42UQ41UQ2+.AR42UQ41UQ2/1.4	DO:3 DO 3 2.2	-QN2.2_Q	Clamps 2 (SET)

-KF1.22
=V1AR42UQ41UQ3+.AR42UQ41UQ3/1.3
=V1AR42UQ41UQ4+.AR42UQ41UQ4/1.3

FESTO

=V1AR42UQ41UQ3+.AR42UQ41UQ3/1.4	DO:4 DO 4 1.1	-QN3.1_Q	Clamps 3 (RST)
=V1AR42UQ41UQ3+.AR42UQ41UQ3/1.4	DO:5 DO 5 1.2	-QN3.2_Q	Clamps 3 (SET)
=V1AR42UQ41UQ4+.AR42UQ41UQ4/1.4	DO:6 DO 6 2.1	-QN4.1_Q	Clamps 4 (RST)
=V1AR42UQ41UQ4+.AR42UQ41UQ4/1.4	DO:7 DO 7 2.2	-QN4.2_Q	Clamps 4 (SET)

-KF1.23
=V1AR42UQ41UQ5+.AR42UQ41UQ5/1.3
=V1AR42UQ41UQ6+.AR42UQ41UQ6/1.3

FESTO

=V1AR42UQ41UQ5+.AR42UQ41UQ5/1.4	DO:8 DO 8 1.1	-QN5.1_Q	Magnets 5 (RST)
=V1AR42UQ41UQ5+.AR42UQ41UQ5/1.4	DO:9 DO 9 1.2	-QN5.2_Q	Magnets 5 (SET)
=V1AR42UQ41UQ6+.AR42UQ41UQ6/1.4	DO:10 DO 10 2.1	-QN6.1_Q	Spare (RST)
=V1AR42UQ41UQ6+.AR42UQ41UQ6/1.4	DO:11 DO 11 2.2	-QN6.2_Q	Spare (SET)

=V1AR42UQ41UQ1+.AR42UQ41UQ1/1

			Date	12/2/2022	Volvo Trucks North America	Valiant TMS	CONNECTING MOD. FOR FESTO DQ	Drawing name: =2V05&EFS-EL	= V1AR42UQ41KF1
			Ed.	MKLEPADLO					+ V1AR42UQ41
			Appr		P6700 Firewall - Cell 2V05	Scale 1:1		Document type: EFS	Project nr: 22-16143
Modification	Date	Name	Original		Replacement of	Replaced by			Page 5 / 1019

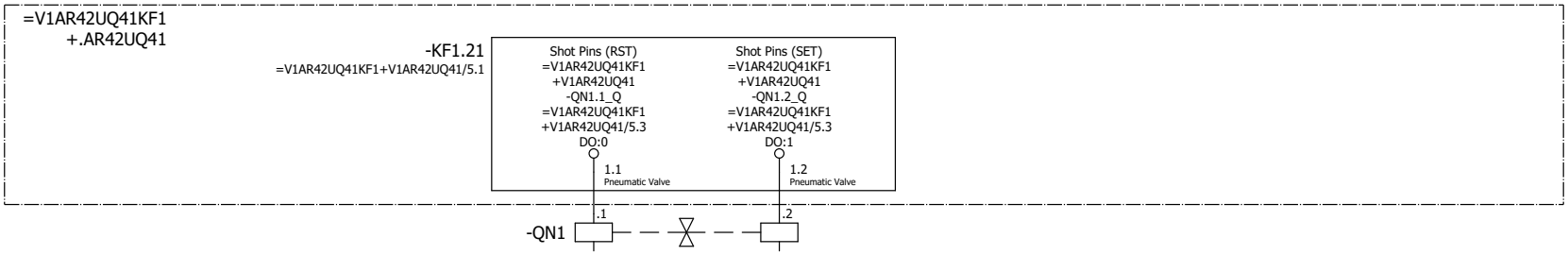

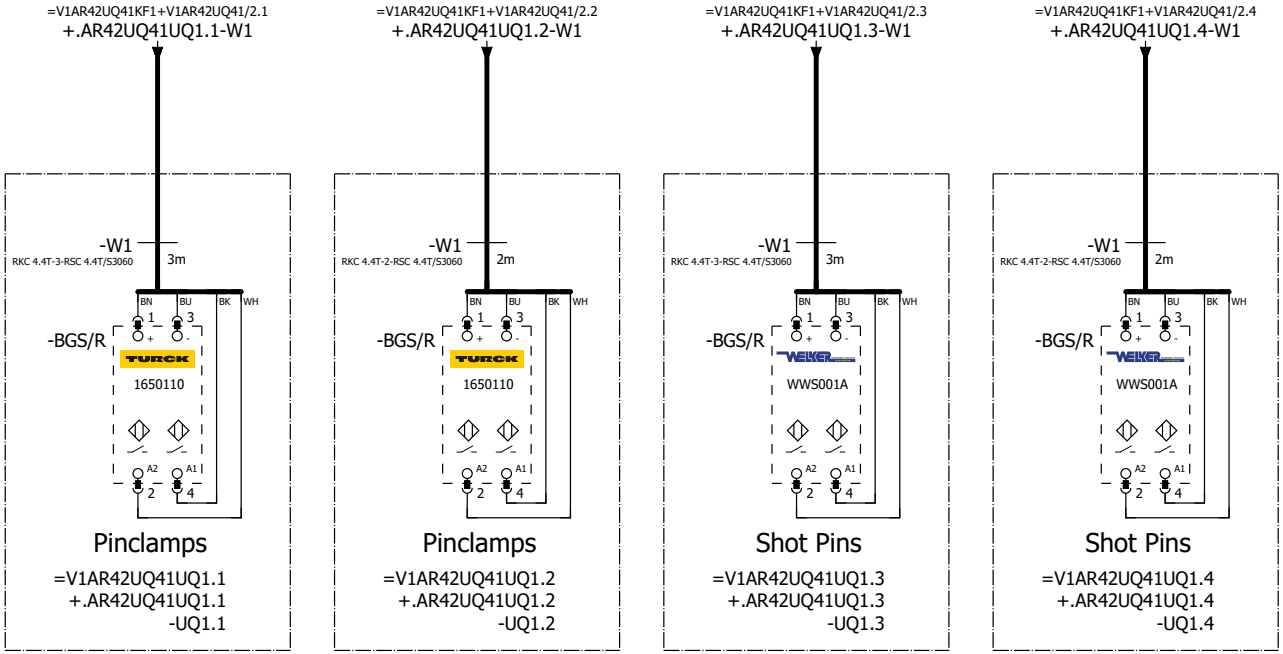

=V1AR42UQ41 -UQ1.1-BGS/R Pinclamps	=V1AR42UQ41 -UQ1.2-BGS/R Pinclamps	=V1AR41UQ41 -UQ2.3-BGS/R	=V1AR42UQ41 -UQ2.4-BGS/R

=V1AR42UQ41KF1+V1AR42UQ41/5

=V1AR42UQ41UQ2+.AR42UQ41UQ2/1

			Date	12/2/2022	Volvo Trucks North America		Valiant TMS	FESTO DQ CONNECTION QN1	Drawing name: =2V05&EFS-EL	= V1AR42UQ41UQ1	
			Ed.	MKLEPADLO						+ V1AR42UQ41UQ1	
			Appr		P6700 Firewall - Cell 2V05				Document type: EFS	Project nr: 22-16143	Page 1
Modification	Date	Name	Original		Replacement of	Replaced by	Scale 1:1				1019

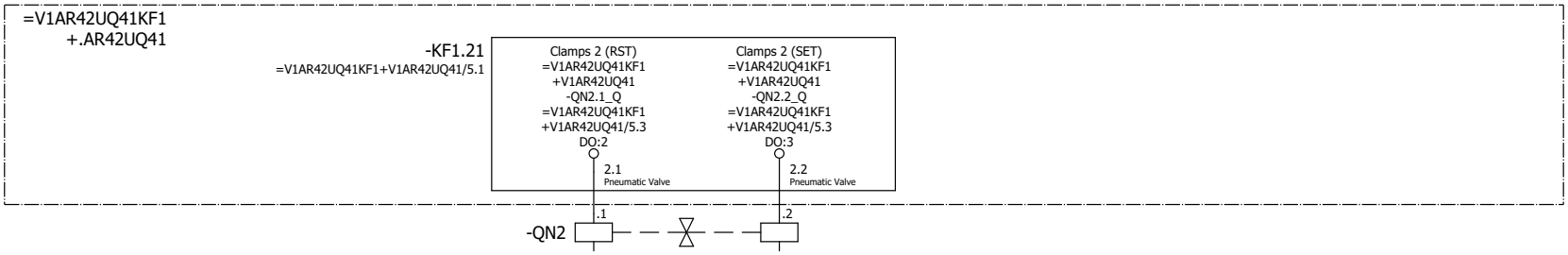

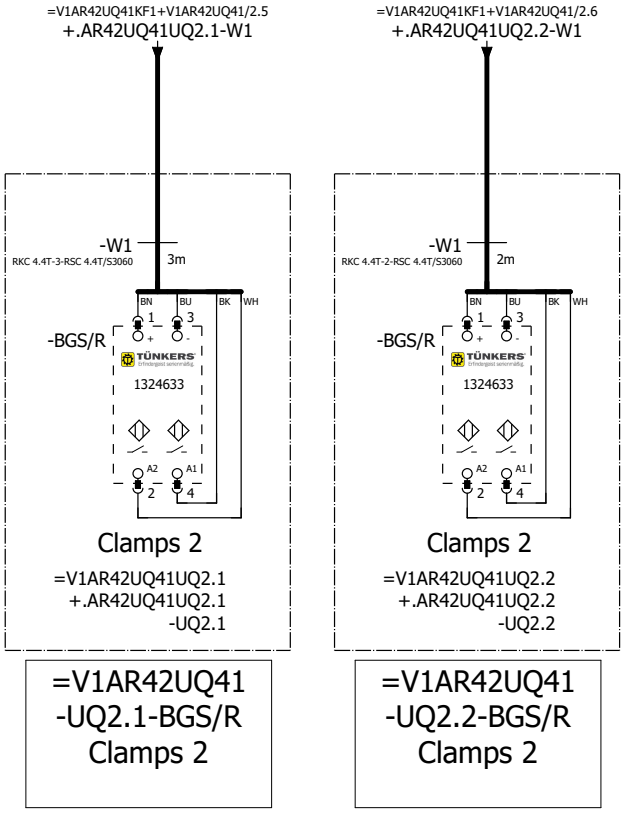

=V1AR42UQ41
-UQ2.1-BGS/R
Clamps 2

=V1AR42UQ41
-UQ2.2-BGS/R
Clamps 2

=V1AR42UQ41UQ1+.AR42UQ41UQ1/1

=V1AR42UQ41UQ3+.AR42UQ41UQ3/1

			Date	12/2/2022	Volvo Trucks North America		Valiant TMS	FESTO DQ CONNECTION QN2	Drawing name: =2V05&EFS-EL	= V1AR42UQ41UQ2
			Ed.	MKLEPADLO						+ V1AR42UQ41UQ2
			Appr		P6700 Firewall - Cell 2V05				Document type: EFS	Project nr: 22-16143
Modification	Date	Name	Original		Replacement of	Replaced by	Scale 1:1			Page 1 / 1019

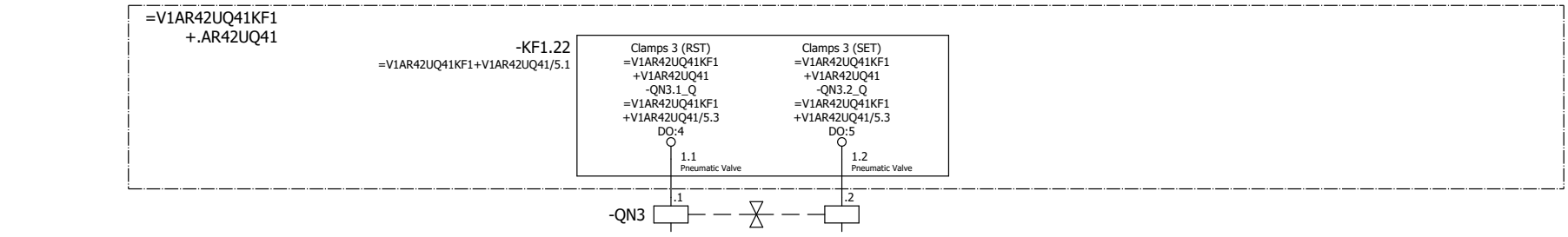

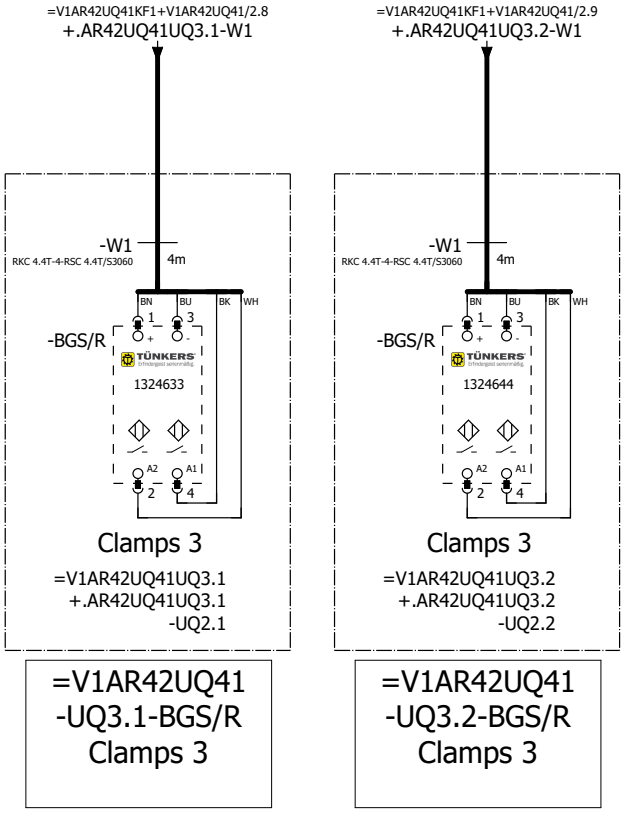

=V1AR42UQ41
-UQ3.1-BGS/R
Clamps 3

=V1AR42UQ41
-UQ3.2-BGS/R
Clamps 3

=V1AR42UQ41UQ2+.AR42UQ41UQ2/1

=V1AR42UQ41UQ4+.AR42UQ41UQ4/1

			Date	12/2/2022	Volvo Trucks North America	Valiant TMS	FESTO DQ CONNECTION QN3	Drawing name: =2V05&EFS-EL	= V1AR42UQ41UQ3	
			Ed.	MKLEPADLO					+ V1AR42UQ41UQ3	
			Appr		P6700 Firewall - Cell 2V05	Scale 1:1		Document type: EFS	Project nr: 22-16143	Page 1
Modification	Date	Name	Original		Replacement of	Replaced by				1019

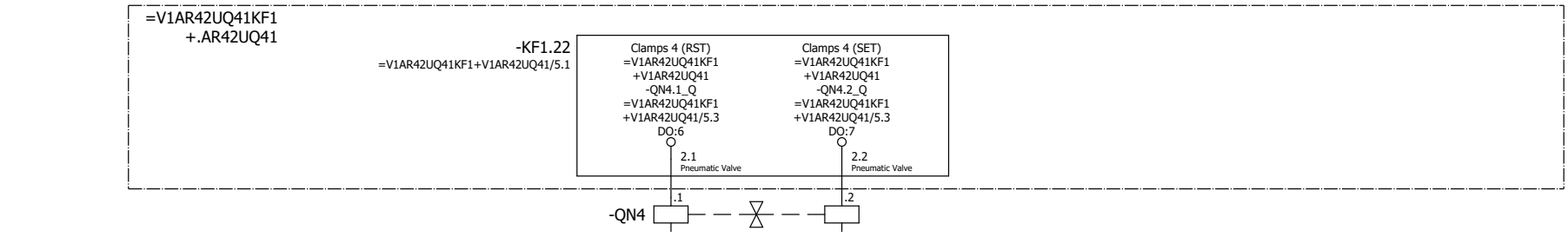

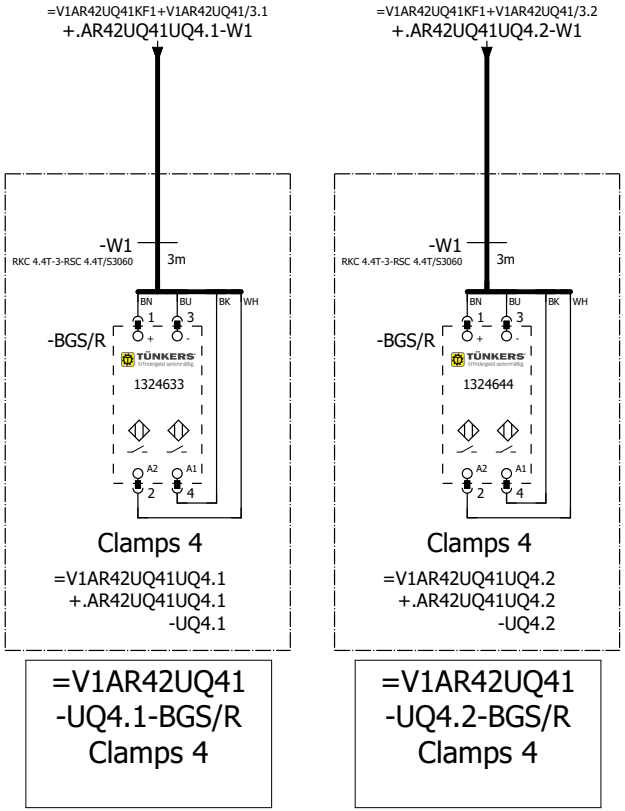

=V1AR42UQ41
-UQ4.1-BGS/R
Clamps 4

=V1AR42UQ41
-UQ4.2-BGS/R
Clamps 4

=V1AR42UQ41UQ3+.AR42UQ41UQ3/1

=V1AR42UQ41UQ5+.AR42UQ41UQ5/1

			Date	12/2/2022	Volvo Trucks North America	Valiant TMS	FESTO DQ CONNECTION QN4	Drawing name: =2V05&EFS-EL	= V1AR42UQ41UQ4	
			Ed.	MKLEPADLO					+ V1AR42UQ41UQ4	
			Appr		P6700 Firewall - Cell 2V05	Scale 1:1		Document type: EFS	Project nr: 22-16143	Page 1
Modification	Date	Name	Original		Replacement of	Replaced by				1019

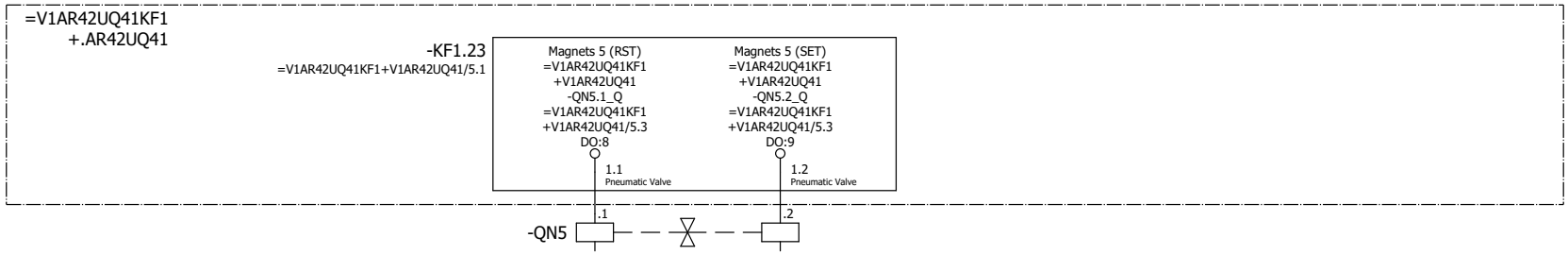

=V1AR42UQ41UQ4+.AR42UQ41UQ4/1

=V1AR42UQ41UQ6+.AR42UQ41UQ6/1

			Date	12/2/2022	Volvo Trucks North America		Valiant TMS	FESTO DQ CONNECTION QN5	Drawing name: =2V05&EFS-EL	= V1AR42UQ41UQ5	
			Ed.	MKLEPADLO						+ V1AR42UQ41UQ5	
			Appr		P6700 Firewall - Cell 2V05				Document type: EFS	Project nr: 22-16143	Page 1
Modification	Date	Name	Original		Replacement of	Replaced by	Scale 1:1				1019

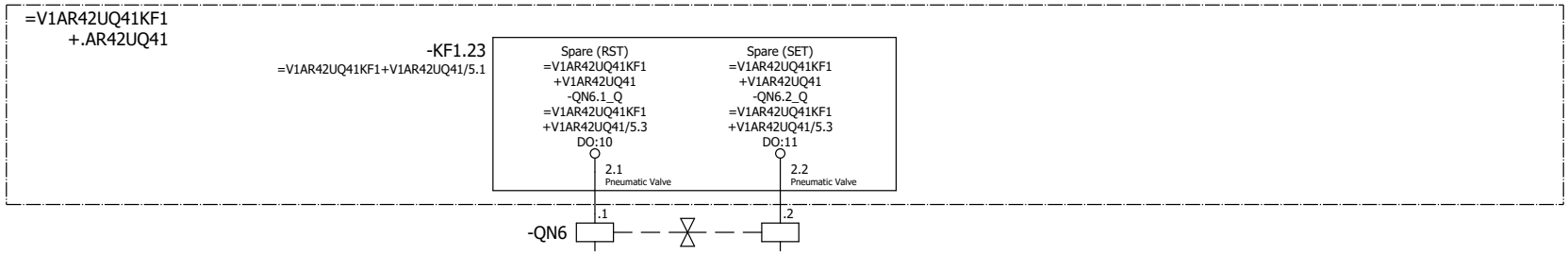

=V1AR42UQ41UQ5+.AR42UQ41UQ5/1

=V1AR42WC1+.AR42UC01/1

			Date	12/2/2022	Volvo Trucks North America		Valiant TMS	FESTO DQ CONNECTION QN6	Drawing name: =2V05&EFS-EL	= V1AR42UQ41UQ6
			Ed.	MKLEPADLO						+ V1AR42UQ41UQ6
			Appr		P6700 Firewall - Cell 2V05				Document type: EFS	Project nr: 22-16143
Modification	Date	Name	Original		Replacement of	Replaced by	Scale 1:1			Page 1 / 1019

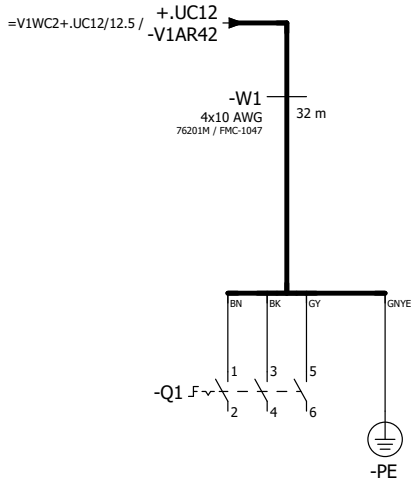

=V1AR42UQ41UQ6+.AR42UQ41UQ6/1

=V1AR42XQ11WC1+.AR42XQ11UC01/1

			Date	12/2/2022	Volvo Trucks North America		Valiant TMS	Incoming power	Drawing name: =2V05&EFS-EL	= V1AR42WC1
			Ed.	MKLEPADLO						+ V1AR42UC01
			Appr		P6700 Firewall - Cell 2V05				Document type: EFS	Project nr: 22-16143
Modification	Date	Name	Original		Replacement of	Replaced by	Scale 1:1			Page 1 / 1019

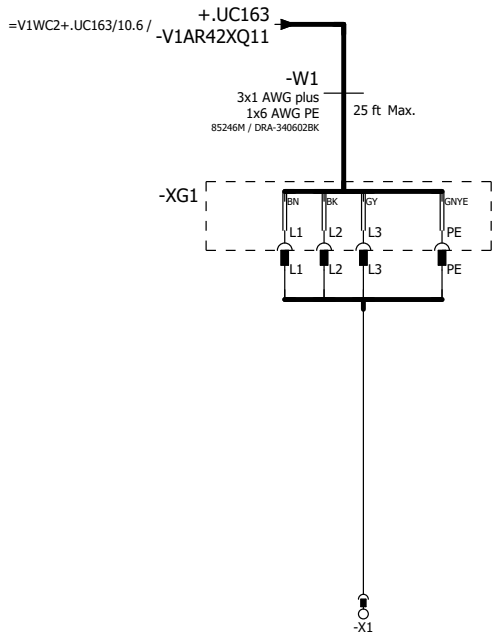

=V1AR42WC1+.AR42UC01/1

=V1AR51KF1+.AR51UC01/1

			Date	12/2/2022	Volvo Trucks North America		Valiant TMS	Incoming power	Drawing name: =2V05&EFS-EL	= V1AR42XQ11WC1
			Ed.	MKLEPADLO						+ V1AR42XQ11UC01
			Appr		P6700 Firewall - Cell 2V05				Document type: EFS	Project nr: 22-16143
Modification	Date	Name	Original		Replacement of	Replaced by	Scale 1:1			Page 1 / 1019

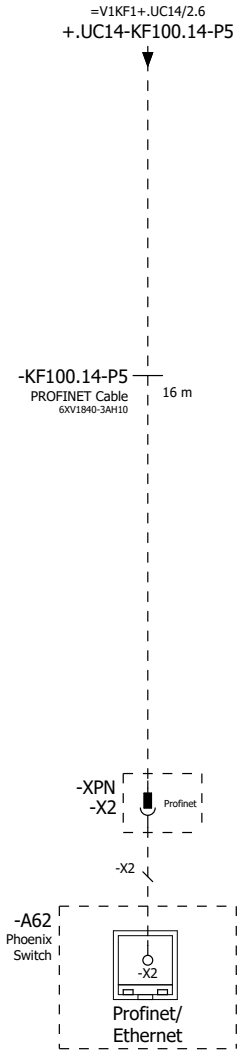

=V1AR42XQ11WC1+.AR42XQ11UC01/1

=V1AR51WC1/1

			Date	12/2/2022	Volvo Trucks North America	Valiant TMS	Incoming Profinet	Drawing name: =2V05&EFS-EL	= V1AR51KF1
			Ed.	MKLEPADLO					+ V1AR51UC01
			Appr		P6700 Firewall - Cell 2V05			Document type: EFS	Project nr: 22-16143
Modification	Date	Name	Original		Replacement of / Replaced by	Scale 1:1			Page 1 / 1019

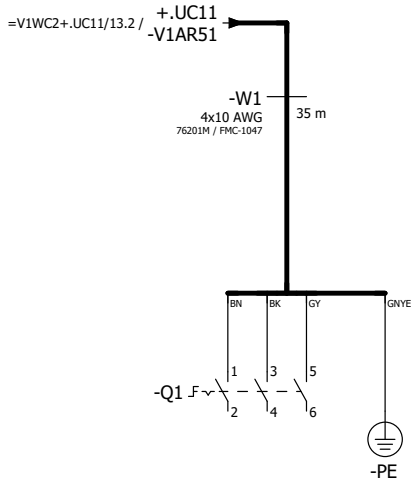

=V1AR51KF1/1

=V1AR51XQ51WC1+.AR51XQ51UC01/1

			Date	12/2/2022	Volvo Trucks North America		Valiant TMS	Incoming power	Drawing name: =2V05&EFS-EL	= V1AR51WC1
			Ed.	MKLEPADLO						+ V1AR51UC01
			Appr		P6700 Firewall - Cell 2V05				Document type: EFS	Project nr: 22-16143
Modification	Date	Name	Original		Replacement of	Replaced by	Scale 1:1			Page 1 / 1019

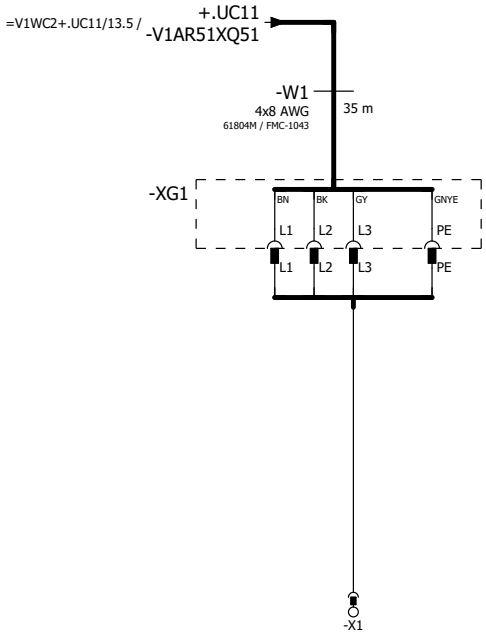

=V1AR51WC1+.AR51UC01/1

=V1AR52KF1+.AR52UC01/1

			Date	12/2/2022	Volvo Trucks North America		Valiant TMS	Incoming power	Drawing name: =2V05&EFS-EL	= V1AR51XQ51WC1
			Ed.	MKLEPADLO						+ V1AR51XQ51UC01
			Appr		P6700 Firewall - Cell 2V05				Document type: EFS	Project nr: 22-16143
Modification	Date	Name	Original		Replacement of	Replaced by	Scale 1:1			Page 1 / 1019

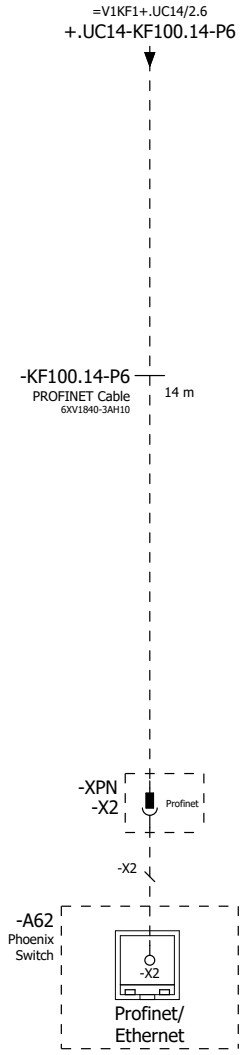

=V1AR51XQ51WC1+.AR51XQ51UC01/1

=V1AR52WC1/1

			Date	12/2/2022	Volvo Trucks North America	Valiant TMS	Incoming Profinet	Drawing name: =2V05&EFS-EL	= V1AR52KF1
			Ed.	MKLEPADLO					+ V1AR52UC01
			Appr		P6700 Firewall - Cell 2V05			Document type: EFS	Project nr: 22-16143
Modification	Date	Name	Original		Replacement of / Replaced by	Scale 1:1			Page 1 / 1019

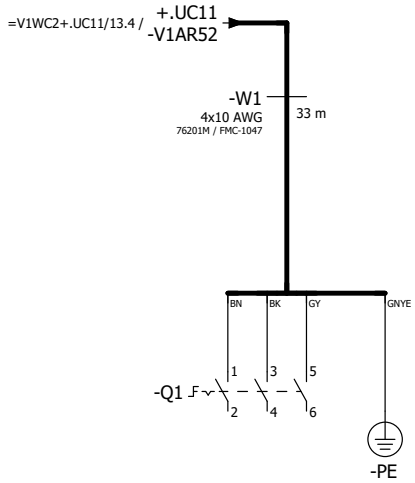

=V1AR52KF1/1

=V1AR52XQ51WC1+.AR52XQ51UC01/1

			Date	12/2/2022	Volvo Trucks North America		Valiant TMS	Incoming power	Drawing name: =2V05&EFS-EL	= V1AR52WC1
			Ed.	MKLEPADLO						+ V1AR52UC01
			Appr		P6700 Firewall - Cell 2V05				Document type: EFS	Project nr: 22-16143
Modification	Date	Name	Original		Replacement of	Replaced by	Scale 1:1			Page 1 / 1019

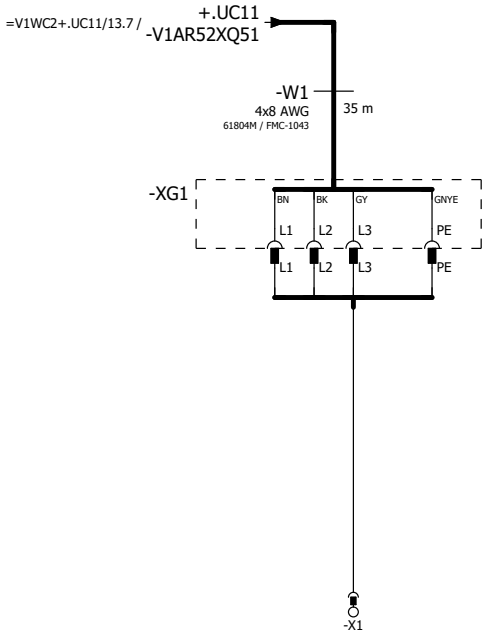

=V1AR52WC1+.AR52UC01/1

=V1AR191KF1+.AR191UC01/1

			Date	12/2/2022	Volvo Trucks North America		Valiant TMS	Incoming power	Drawing name: =2V05&EFS-EL	= V1AR52XQ51WC1
			Ed.	MKLEPADLO						+ V1AR52XQ51UC01
			Appr		P6700 Firewall - Cell 2V05				Document type: EFS	Project nr: 22-16143
Modification	Date	Name	Original		Replacement of	Replaced by	Scale 1:1			Page 1 / 1019

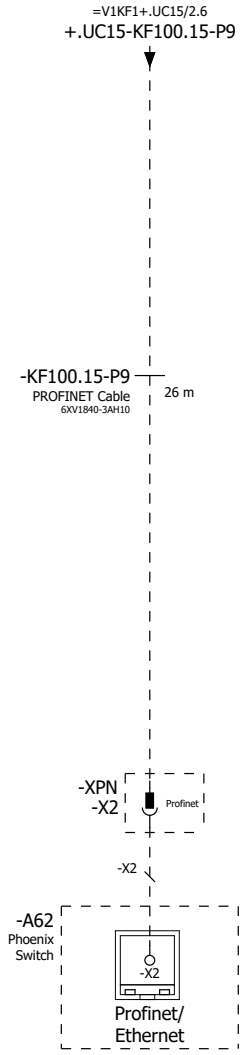

=V1AR52XQ51WC1+.AR52XQ51UC01/1

=V1AR191WC1/1

			Date	12/2/2022	Volvo Trucks North America	Valiant TMS	Incoming Profinet	Drawing name: =2V05&EFS-EL
			Ed.	MKLEPADLO				= V1AR191KF1
			Appr		P6700 Firewall - Cell 2V05			+ V1AR191UC01
Modification	Date	Name	Original		Replacement of / Replaced by	Scale 1:1		Document type: EFS / Project nr: 22-16143 / Page 1 / 1019

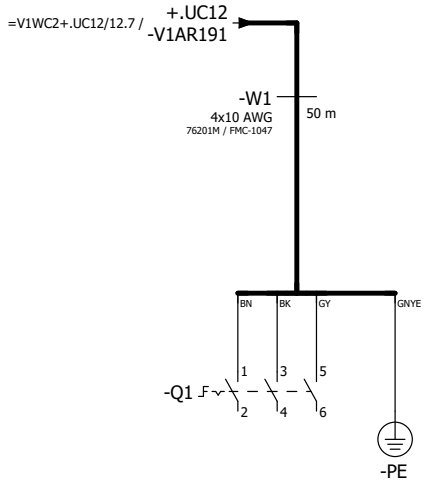

=V1AR191KF1/1

=V1AR211KF1+.AR211UC01/1

			Date	12/2/2022	Volvo Trucks North America		Valiant TMS	Incoming power	Drawing name: =2V05&EFS-EL	= V1AR191WC1
			Ed.	MKLEPADLO						+ V1AR191UC01
			Appr		P6700 Firewall - Cell 2V05				Document type: EFS	Project nr: 22-16143
Modification	Date	Name	Original		Replacement of	Replaced by	Scale 1:1			Page 1 / 1019

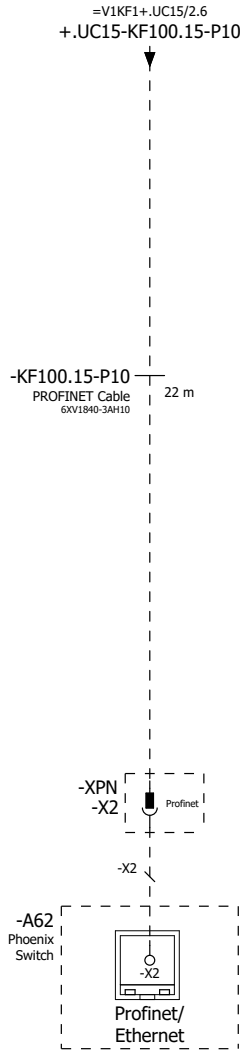

=V1AR191WC1+.AR191UC01/1

=V1AR211WC1/1

			Date	12/2/2022	Volvo Trucks North America		Valiant TMS	Incoming Profinet	Drawing name: =2V05&EFS-EL	= V1AR211KF1
			Ed.	MKLEPADLO						+ V1AR211UC01
			Appr		P6700 Firewall - Cell 2V05				Document type: EFS	Project nr: 22-16143
Modification	Date	Name	Original		Replacement of	Replaced by	Scale 1:1			Page 1 / 1019

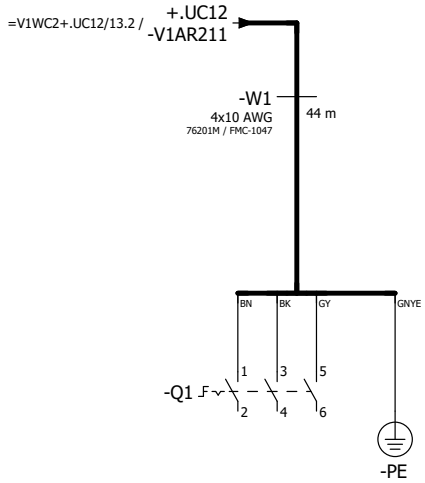

=V1AR211KF1/1

=V1AR211XQ11WC1+.AR211XQ11UC01/1

			Date	12/2/2022	Volvo Trucks North America		Valiant TMS	Incoming power	Drawing name: =2V05&EFS-EL	= V1AR211WC1
			Ed.	MKLEPADLO						+ V1AR211UC01
			Appr		P6700 Firewall - Cell 2V05				Document type: EFS	Project nr: 22-16143
Modification	Date	Name	Original		Replacement of	Replaced by	Scale 1:1			Page 1 / 1019

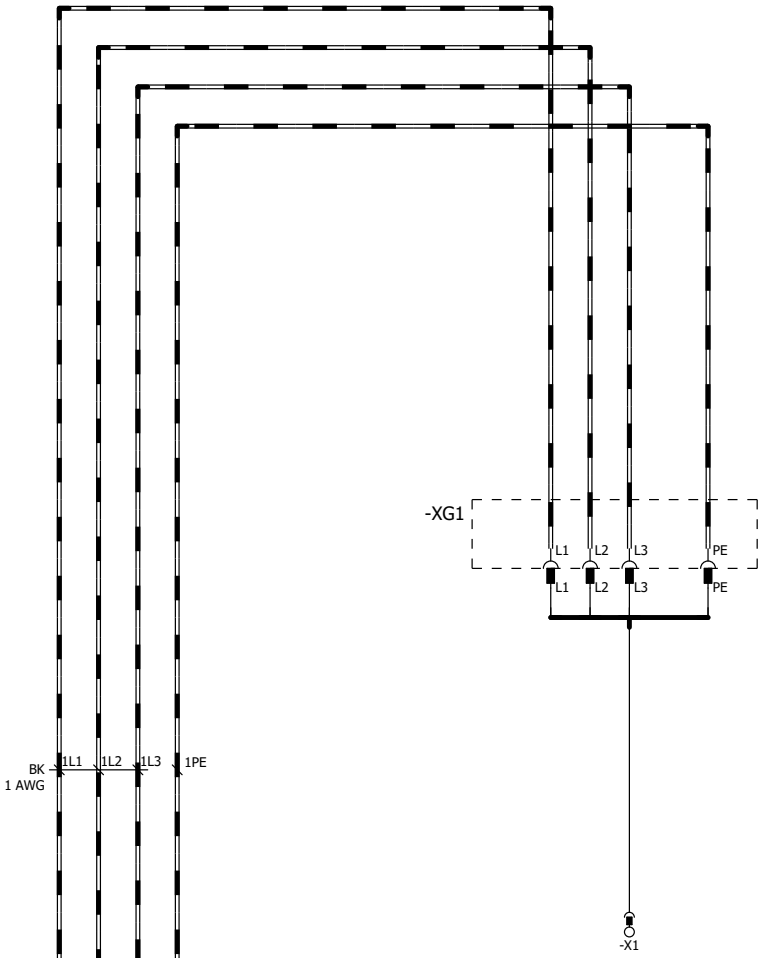

480VAC TN-S 3 PHASE 60Hz
Fed from: .....
short circuit protection: .....
Over current: .....
cable type: 1 AWG

IkMax =.....kA
IkMin = ...kA
Z: ..... mΩ.

=V1AR211WC1+.AR211UC01/1

=V1AR212KF1+.AR212UC01/1

			Date	11/26/2022	Volvo Trucks North America		Valiant TMS	Incoming power	Drawing name: =2V05&EFS-EL	= V1AR211XQ11WC1
			Ed.	MKLEPADLO						+ V1AR211XQ11UC01
			Appr		P6700 Firewall - Cell 2V05				Document type: EFS	Project nr: 22-16143
Modification	Date	Name	Original		Replacement of	Replaced by	Scale 1:1			Page 1 / 1019

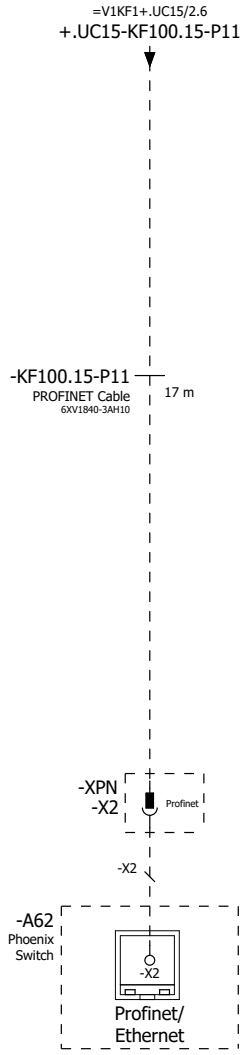

=V1AR211XQ11WC1+.AR211XQ11UC01/1

=V1AR212WC1/1

			Date	12/2/2022	Volvo Trucks North America		Valiant TMS	Incoming Profinet	Drawing name: =2V05&EFS-EL	= V1AR212KF1
			Ed.	MKLEPADLO						+ V1AR212UC01
			Appr		P6700 Firewall - Cell 2V05				Document type: EFS	Project nr: 22-16143
Modification	Date	Name	Original		Replacement of	Replaced by	Scale 1:1			Page 1 / 1019

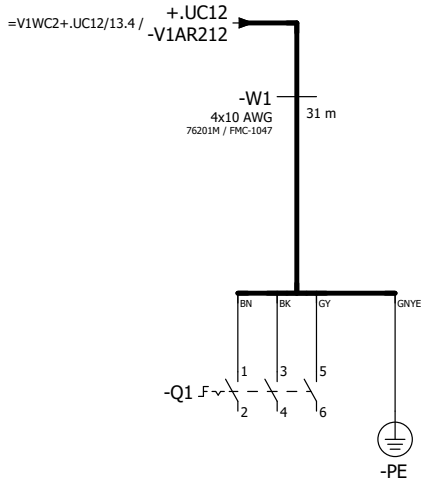

=V1AR212KF1/1

=V1AR212XQ11WC1+.AR212XQ11UC01/1

			Date	12/2/2022	Volvo Trucks North America		Valiant TMS	Incoming power	Drawing name: =2V05&EFS-EL	= V1AR212WC1
			Ed.	MKLEPADLO						+ V1AR212UC01
			Appr		P6700 Firewall - Cell 2V05				Document type: EFS	Project nr: 22-16143
Modification	Date	Name	Original		Replacement of	Replaced by	Scale 1:1			Page 1 / 1019

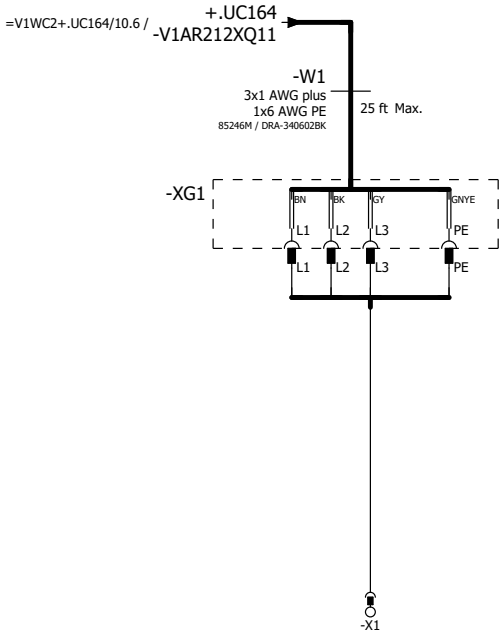

=V1AR212WC1+.AR212UC01/1

=V1AR213KF1+.AR213UC01/1

			Date	12/2/2022	Volvo Trucks North America		Valiant TMS	Incoming power	Drawing name: =2V05&EFS-EL	= V1AR212XQ11WC1
			Ed.	MKLEPADLO						+ V1AR212XQ11UC01
			Appr		P6700 Firewall - Cell 2V05				Document type: EFS	Project nr: 22-16143
Modification	Date	Name	Original		Replacement of	Replaced by	Scale 1:1			Page 1 / 1019

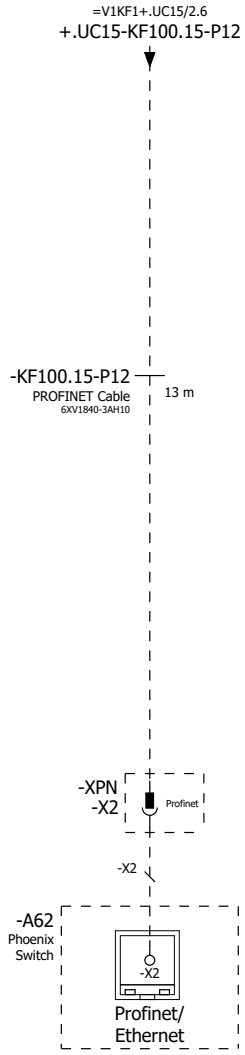

=V1AR212XQ11WC1+.AR212XQ11UC01/1

=V1AR213WC1/1

			Date	12/2/2022	Volvo Trucks North America		Valiant TMS	Incoming Profinet	Drawing name: =2V05&EFS-EL	= V1AR213KF1
			Ed.	MKLEPADLO						+ V1AR213UC01
			Appr		P6700 Firewall - Cell 2V05				Document type: EFS	Project nr: 22-16143
Modification	Date	Name	Original		Replacement of	Replaced by	Scale 1:1			Page 1 / 1019

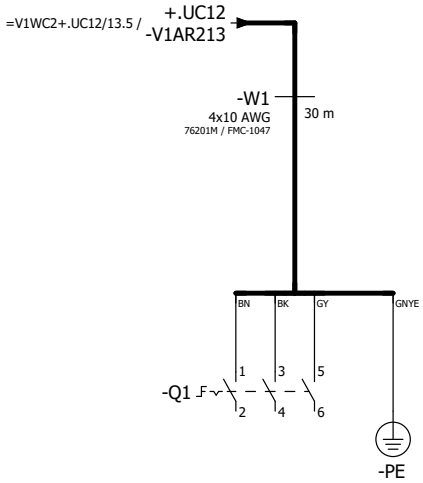

=V1AR213KF1/1

=V1AR213XQ11WC1+.AR213XQ11UC01/1

			Date	12/2/2022	Volvo Trucks North America		Valiant TMS	Incoming power	Drawing name: =2V05&EFS-EL	= V1AR213WC1
			Ed.	MKLEPADLO						+ V1AR213UC01
			Appr		P6700 Firewall - Cell 2V05				Document type: EFS	Project nr: 22-16143
Modification	Date	Name	Original		Replacement of	Replaced by	Scale 1:1			Page 1 / 1019

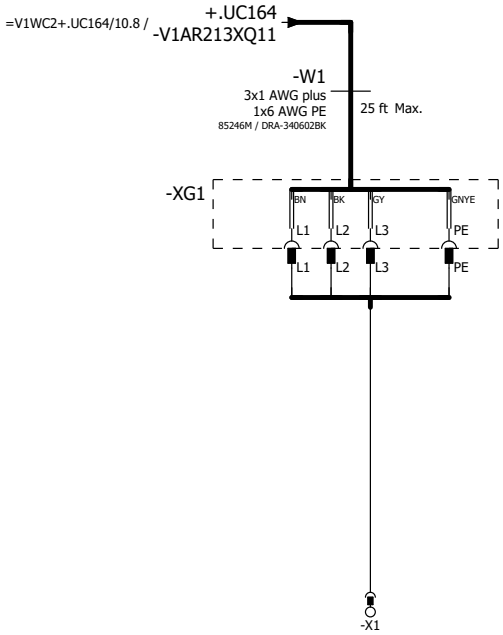

=V1AR213WC1+.AR213UC01/1

=V1BX11WC3+.BX11UC01/1

			Date	12/2/2022	Volvo Trucks North America		Valiant TMS	Incoming power	Drawing name: =2V05&EFS-EL		= V1AR213XQ11WC1
			Ed.	MKLEPADLO							+ V1AR213XQ11UC01
			Appr		P6700 Firewall - Cell 2V05				Document type: EFS	Project nr: 22-16143	Page 1
Modification	Date	Name	Original		Replacement of	Replaced by	Scale 1:1				1019

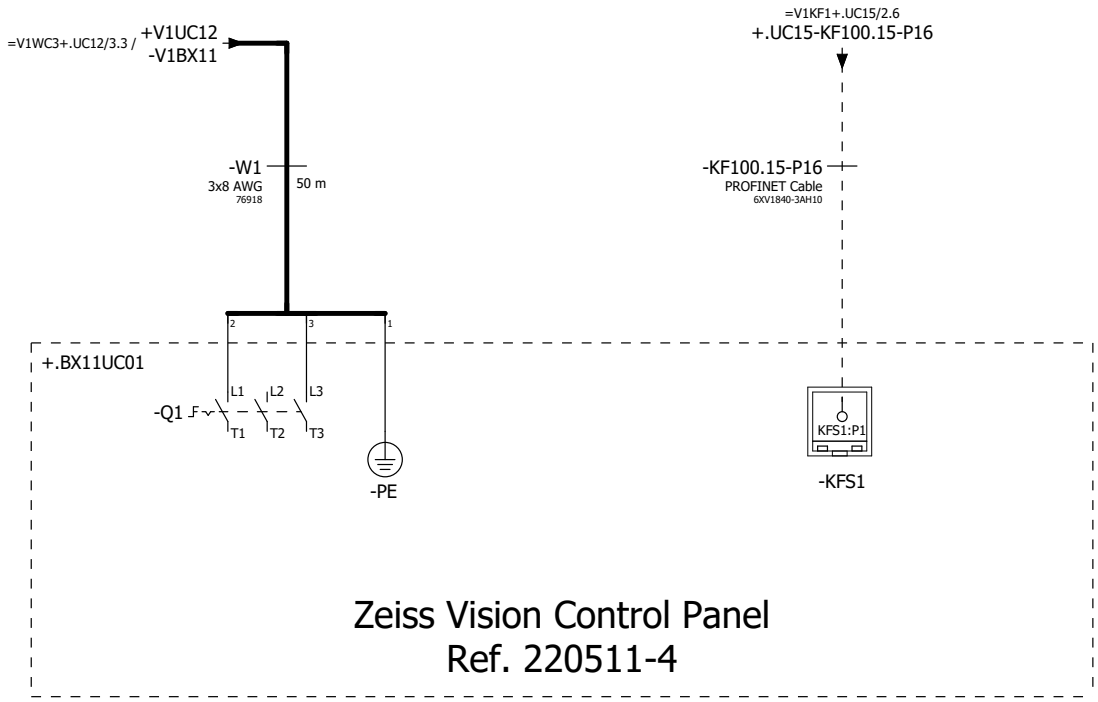

=V1AR213XQ11WC1+.AR213XQ11UC01/1

=V1FQ1+.FQ1/1

			Date	11/26/2022	Volvo Trucks North America	Valiant TMS	Incoming power & profinet	Drawing name: =2V05&EFS-EL	= V1BX11WC3	
			Ed.	MKLEPADLO					+ V1BX11UC01	
			Appr		P6700 Firewall - Cell 2V05			Document type: EFS	Project nr: 22-16143	Page 1
Modification	Date	Name	Original		Replacement of	Replaced by	Scale 1:1			1019

=V1KF1+V1UC11

=V1WC4+.UC11/21.5
+.FQ1-BG1

=V1KF1+.UC11/2.6
-KF100.11-P15

-KF100.11-P15
PROFINET Cable
6XV1840-3AH10
22 m

=V1SF0PG3+.UC51/1.6
-KF100.11-P15

-W1
RSM RKM 56-25M/S3059
25m

+.FQ1BG1

-BG1
24 V

MGB-L2B-PNA-L-121863
MGB-L2B-PNA-L-121863

-X1
WH RD GNYE OG BK
7/8" MINI
1 2 3 4 5

-X2
7/8" MINI
1 2 3 4 5

MGB
0V 0V FE 24V 24V
N2 N1 Earth L1 L2

0V 0V FE 24V 24V
N2 N1 Earth L1 L2

EUCHNER

-X3
Profinet/ Ethernet

-X4
Profinet/ Ethernet

=V1BX11WC3+.BX11UC01/1

2

			Date	12/2/2022	Volvo Trucks North America	Valiant TMS	Door lock sensor -BG1	Drawing name: =2V05&EFS-EL	= V1FQ1	
			Ed.	MKLEPADLO					+ V1FQ1	
			Appr		P6700 Firewall - Cell 2V05			Document type: EFS	Project nr: 22-16143	Page 1
Modification	Date	Name	Original		Replacement of	Replaced by	Scale 1:1			1019

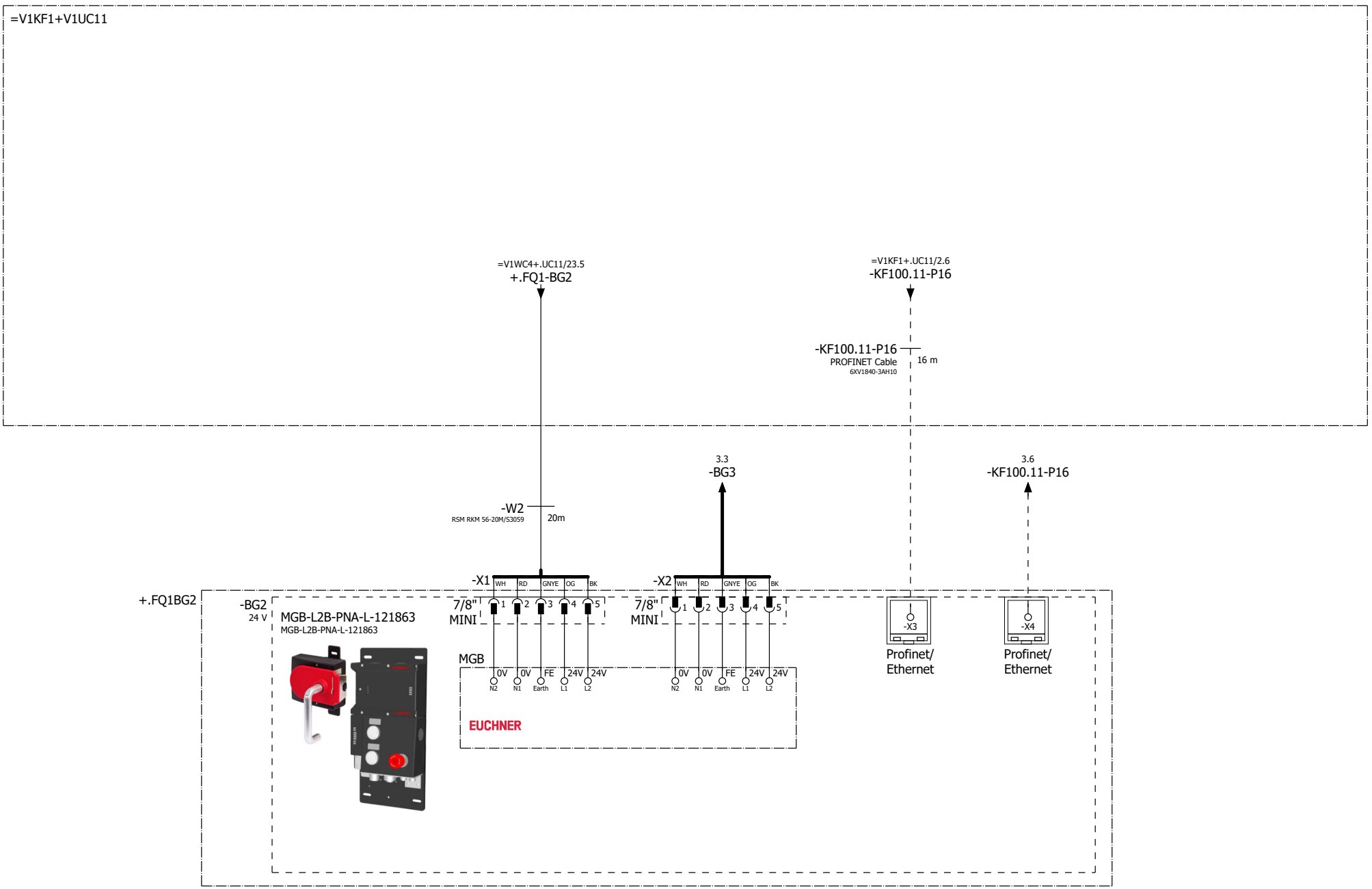

			Date	12/2/2022	Volvo Trucks North America	Valiant TMS	Door lock sensor -BG2	Drawing name: =2V05&EFS-EL	= V1FQ1 + V1FQ1
			Ed.	MKLEPADLO	P6700 Firewall - Cell 2V05				
			Appr					Document type: EFS	Project nr: 22-16143
Modification	Date	Name	Original		Replacement of / Replaced by	Scale 1:1			Page 2 / 1019

=V1KF1+V1UC11

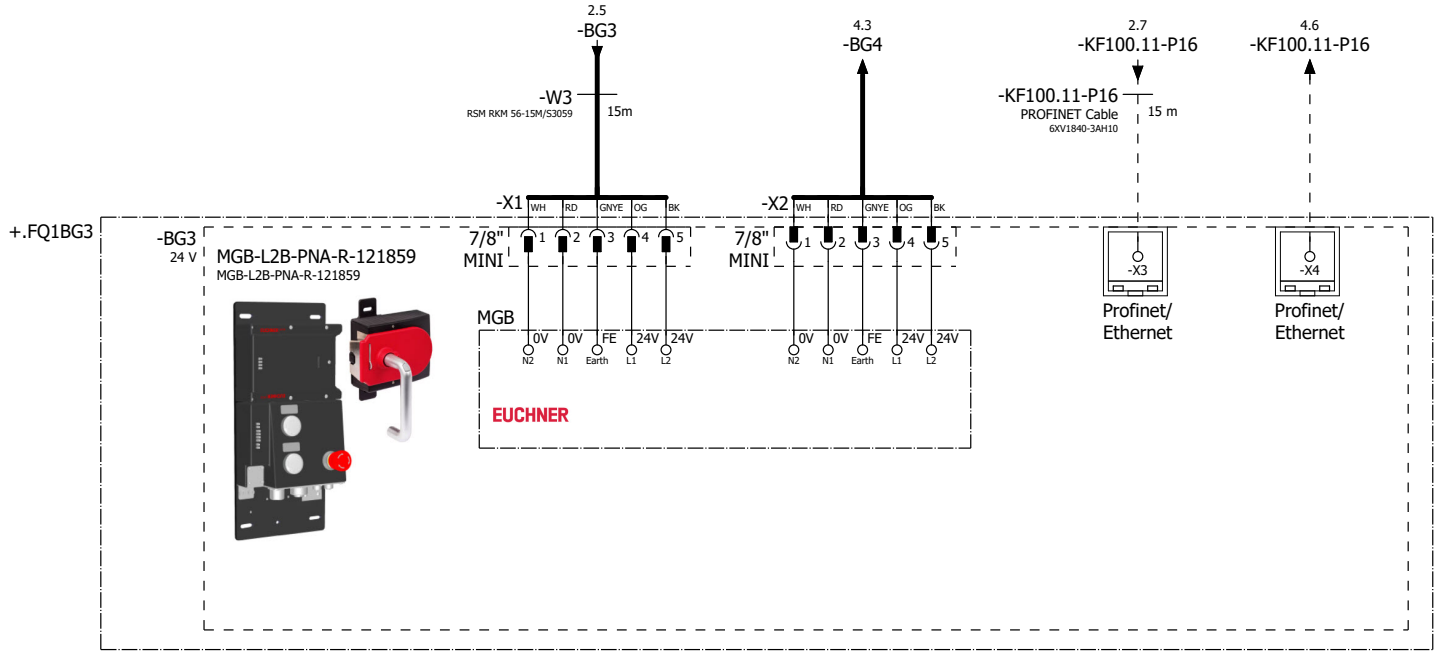

2 4

			Date	12/2/2022	Volvo Trucks North America	Valiant TMS	Door lock sensor -BG3	Drawing name: =2V05&EFS-EL	= V1FQ1	
			Ed.	MKLEPADLO					+ V1FQ1	
			Appr		P6700 Firewall - Cell 2V05			Document type: EFS	Project nr: 22-16143	Page 3
Modification	Date	Name	Original		Replacement of	Replaced by	Scale 1:1			1019

=V1KF1+V1UC11

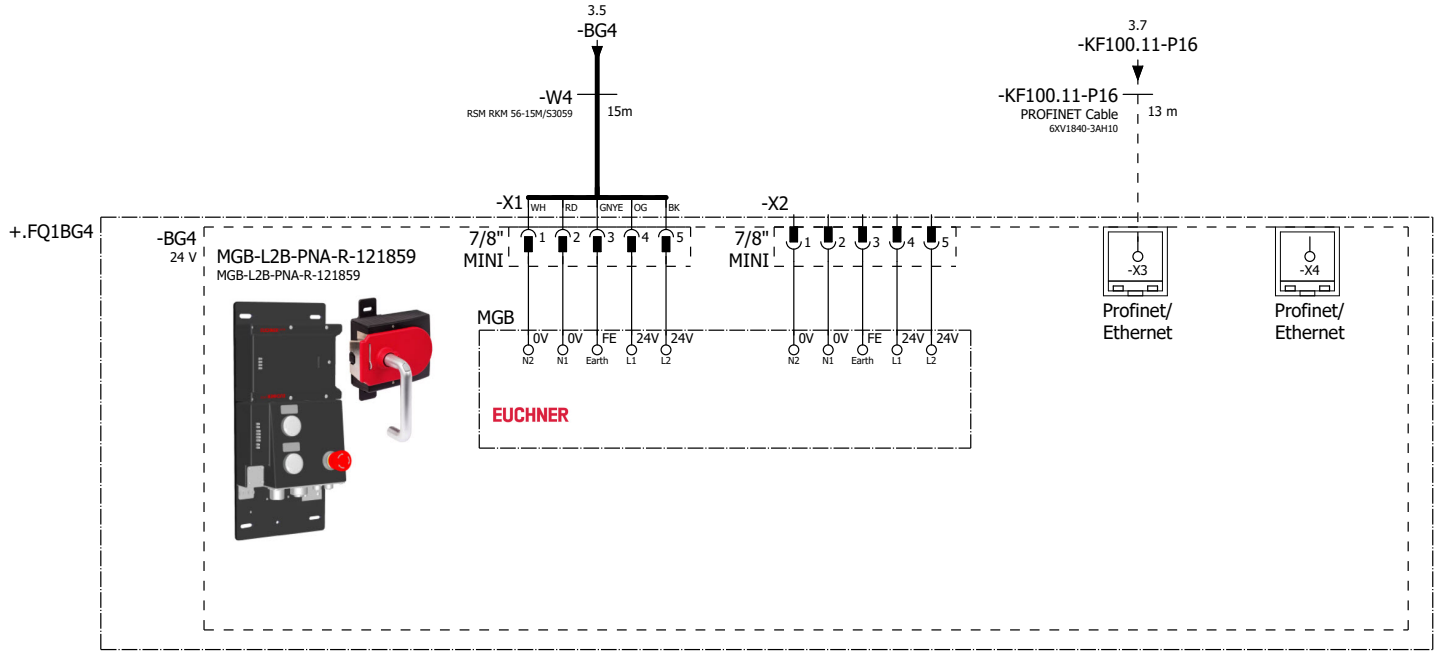

3 5

			Date	12/2/2022	Volvo Trucks North America		Valiant TMS	Door lock sensor -BG4	Drawing name: =2V05&EFS-EL	= V1FQ1
			Ed.	MKLEPADLO						+ V1FQ1
			Appr		P6700 Firewall - Cell 2V05				Document type: EFS	Project nr: 22-16143
Modification	Date	Name	Original		Replacement of	Replaced by	Scale 1:1			Page 4 / 1019

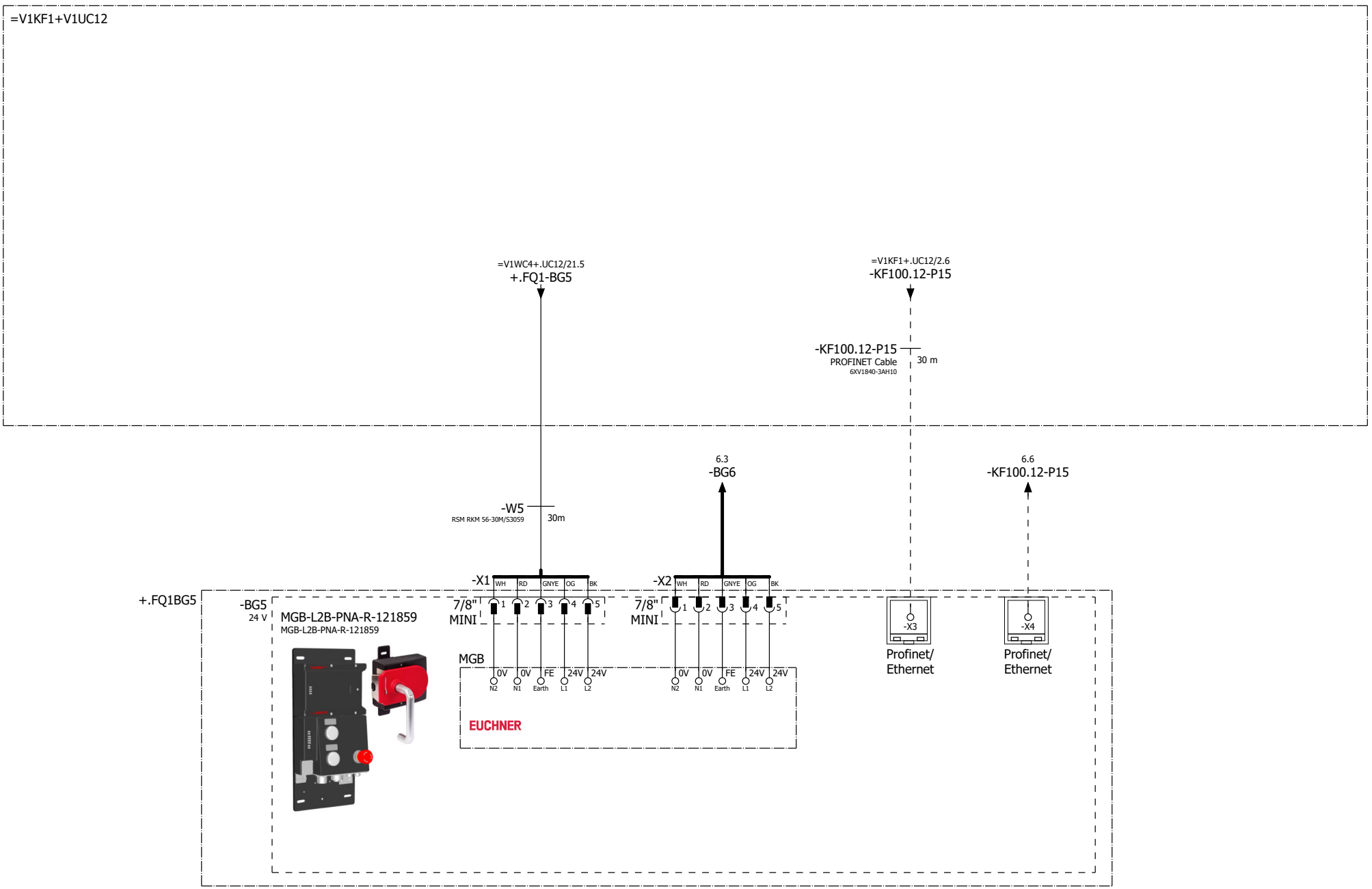

4 6

			Date	12/2/2022	Volvo Trucks North America	Valiant TMS	Door lock sensor -BG5	Drawing name: =2V05&EFS-EL	= V1FQ1 + V1FQ1
			Ed.	MKLEPADLO	P6700 Firewall - Cell 2V05				
			Appr					Document type: EFS	Project nr: 22-16143
Modification	Date	Name	Original		Replacement of / Replaced by	Scale 1:1			Page 5 / 1019

0	1	2	3	4	5	6	7	8	9

=V1KF1+V1UC12

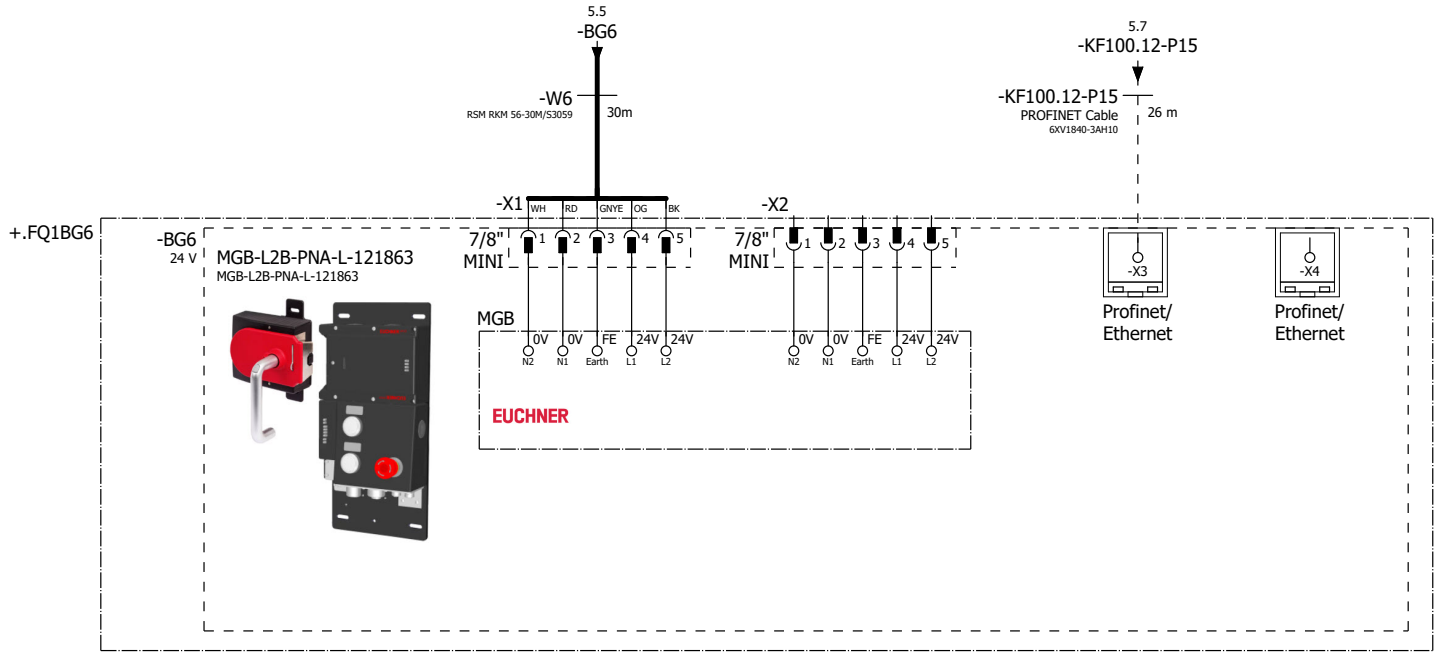

5 10

			Date	12/2/2022	Volvo Trucks North America	Valiant TMS	Door lock sensor -BG6	Drawing name: =2V05&EFS-EL	= V1FQ1
			Ed.	MKLEPADLO					+ V1FQ1
			Appr		P6700 Firewall - Cell 2V05			Document type: EFS	Project nr: 22-16143
Modification	Date	Name	Original		Replacement of	Replaced by	Scale 1:1		Page 6 / 1019

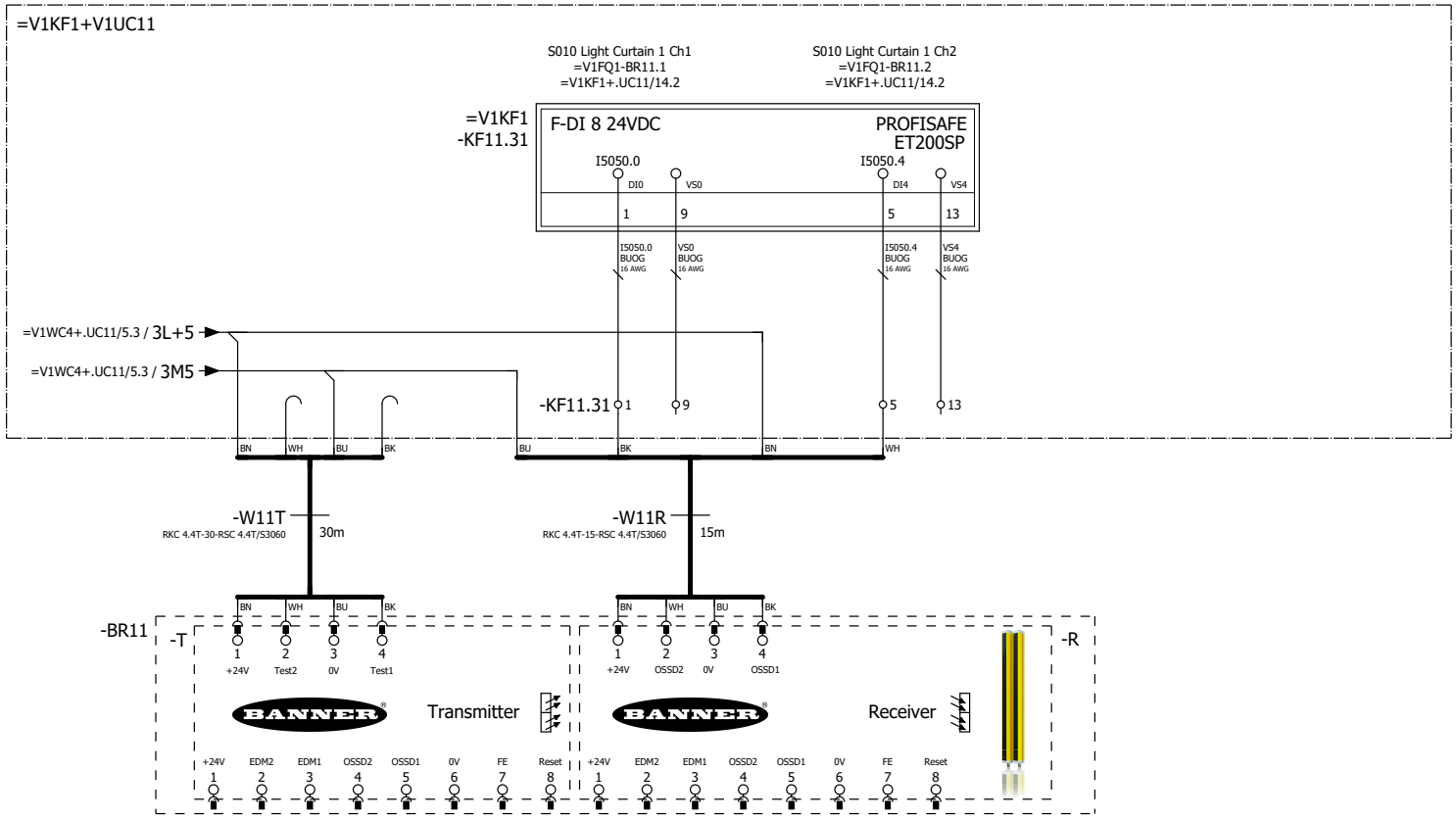

			Date	12/2/2022	Volvo Trucks North America	Valiant TMS	S010 Light Curtain 1	Drawing name: =2V05&EFS-EL	= V1FQ1	
			Ed.	MKLEPADLO					+ V1FQ1	
			Appr		P6700 Firewall - Cell 2V05			Document type: EFS	Project nr: 22-16143	Page 10
Modification	Date	Name	Original		Replacement of	Replaced by	Scale 1:1			1019

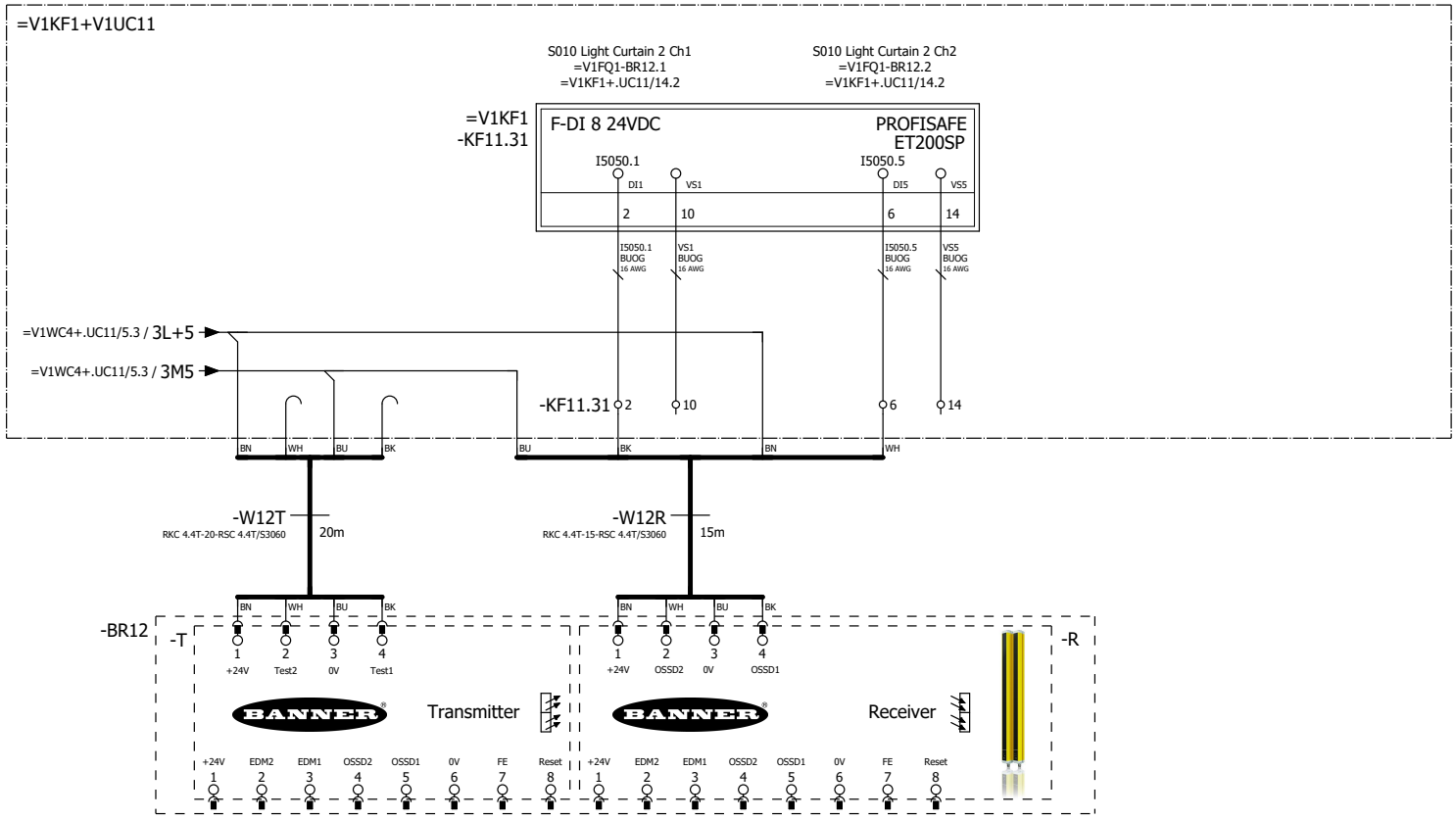

			Date	12/2/2022	Volvo Trucks North America		Valiant TMS	S010 Light Curtain 2	Drawing name: =2V05&EFS-EL	= V1FQ1	
			Ed.	MKLEPADLO						+ V1FQ1	
			Appr		P6700 Firewall - Cell 2V05		Scale 1:1		Document type: EFS	Project nr: 22-16143	Page 11
Modification	Date	Name	Original		Replacement of	Replaced by					1019

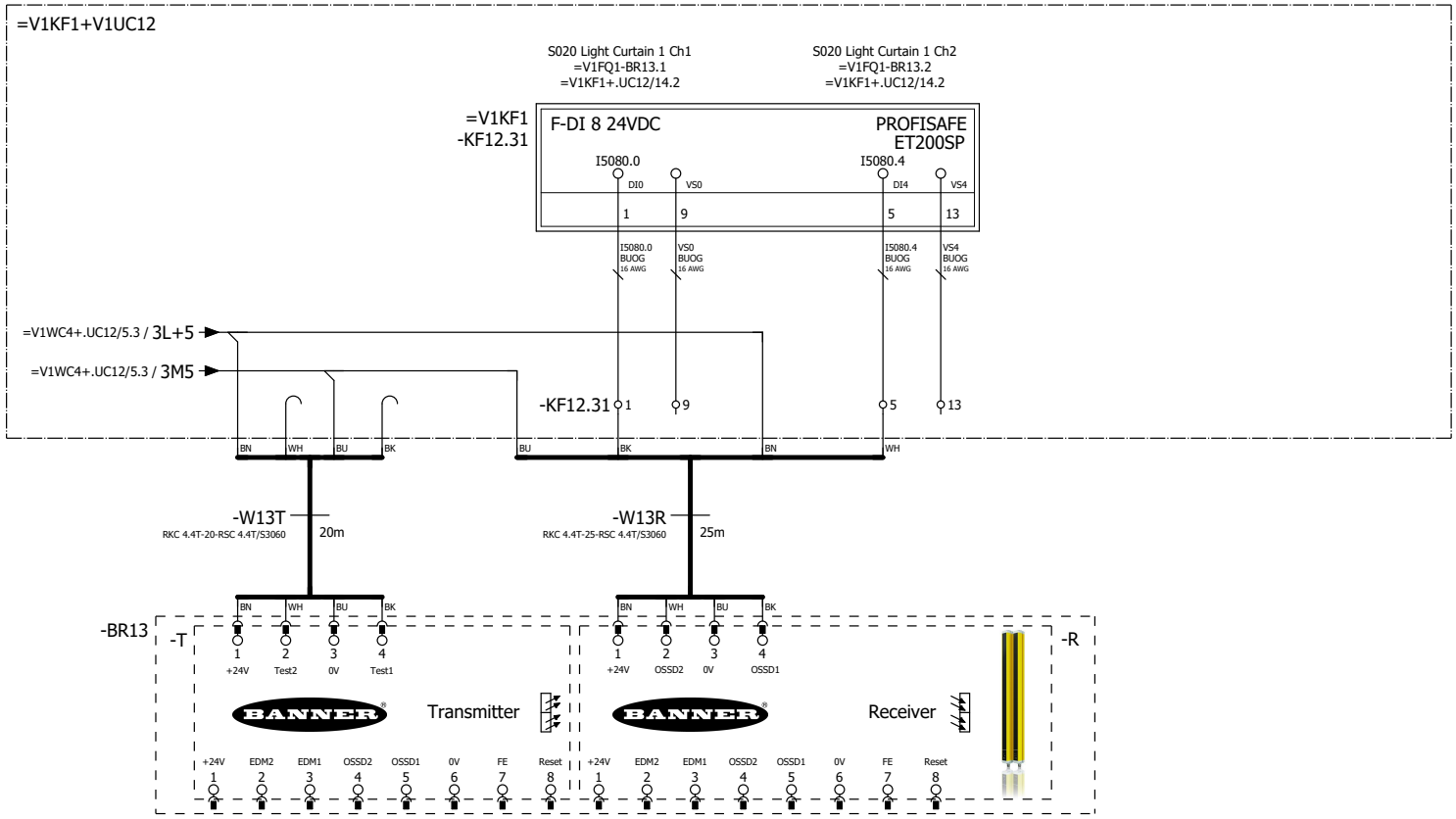

			Date	12/2/2022	Volvo Trucks North America		Valiant TMS	S020 Light Curtain 1	Drawing name: =2V05&EFS-EL	= V1FQ1	
			Ed.	MKLEPADLO						+ V1FQ1	
			Appr		P6700 Firewall - Cell 2V05		Scale 1:1		Document type: EFS	Project nr: 22-16143	Page 12
Modification	Date	Name	Original		Replacement of	Replaced by					1019

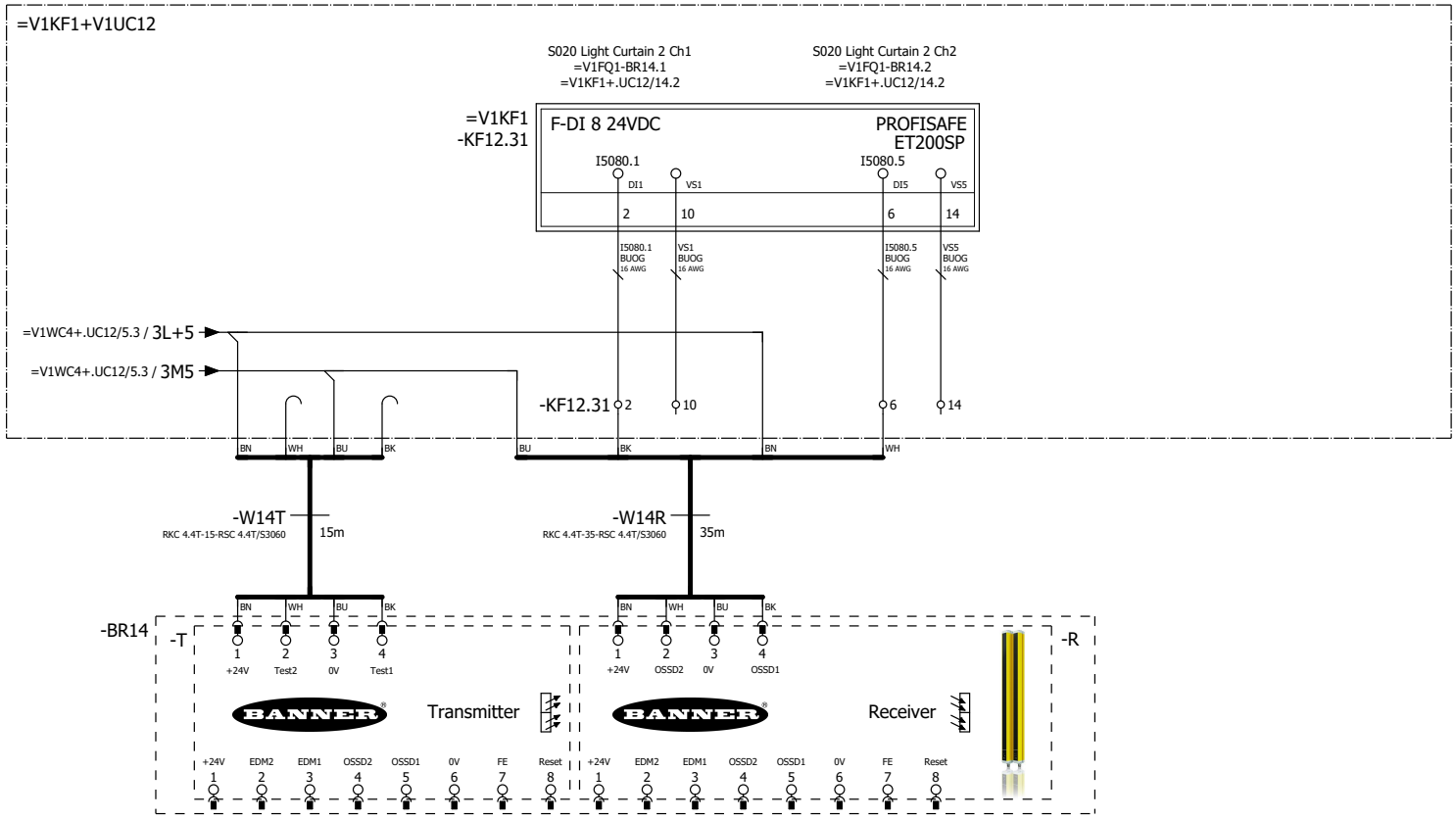

			Date	12/2/2022	Volvo Trucks North America	Valiant TMS	S020 Light Curtain 2	Drawing name: =2V05&EFS-EL	= V1FQ1	
			Ed.	MKLEPADLO					+ V1FQ1	
			Appr		P6700 Firewall - Cell 2V05			Document type: EFS	Project nr: 22-16143	Page 13
Modification	Date	Name	Original		Replacement of	Replaced by	Scale 1:1			1019

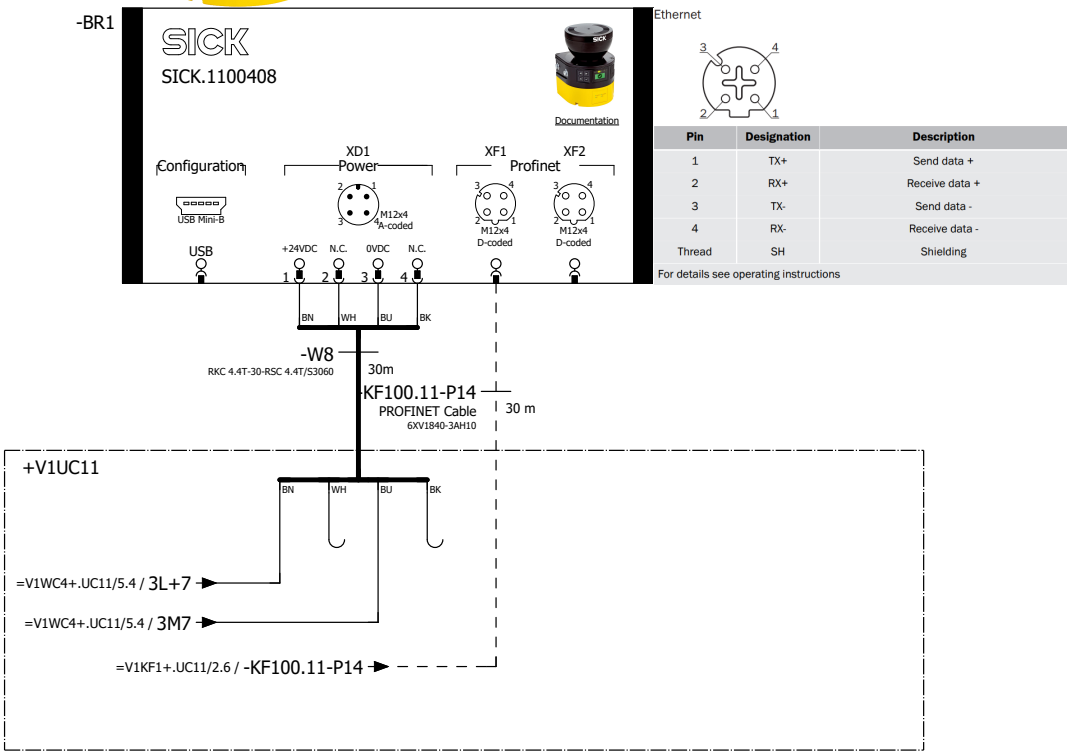

Ethernet

Pin	Designation	Description
1	TX+	Send data +
2	RX+	Receive data +
3	TX-	Send data -
4	RX-	Receive data -
Thread	SH	Shielding
For details see operating instructions		

13

16

			Date	11/26/2022	Volvo Trucks North America		Valiant TMS	S010 Scanner 1	Drawing name: =2V05&EFS-EL	= V1FQ1
			Ed.	MKLEPADLO						+ V1FQ1
			Appr		P6700 Firewall - Cell 2V05				Document type: EFS	Project nr: 22-16143
Modification	Date	Name	Original		Replacement of	Replaced by	Scale 1:1			Page 15 / 1019

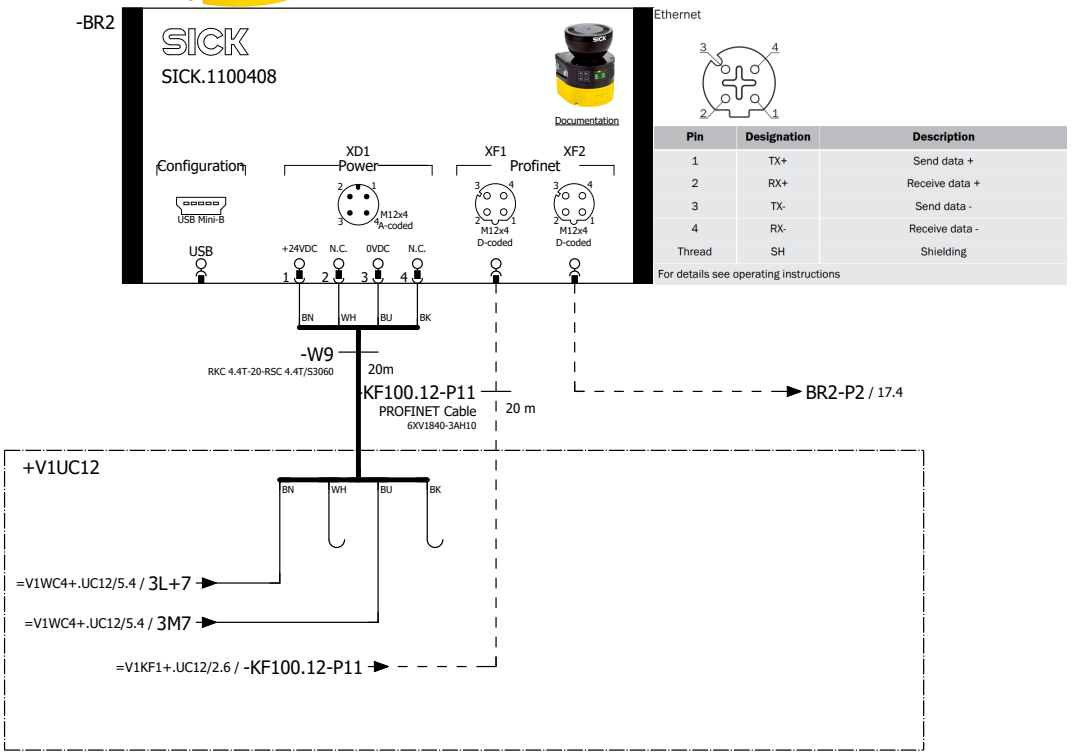

Ethernet

Pin	Designation	Description
1	TX+	Send data +
2	RX+	Receive data +
3	TX-	Send data -
4	RX-	Receive data -
Thread	SH	Shielding

For details see operating instructions

15 17

			Date	12/2/2022	Volvo Trucks North America		Valiant TMS	S020 Scanner 1	Drawing name: =2V05&EFS-EL	= V1FQ1
			Ed.	MKLEPADLO						+ V1FQ1
			Appr		P6700 Firewall - Cell 2V05				Document type: EFS	Project nr: 22-16143
Modification	Date	Name	Original		Replacement of	Replaced by	Scale 1:1			Page 16 / 1019

-BR3

SICK

SICK.1100408

Documentation

Configuration

XD1 Power

XF1 Profinet

XF2

USB Mini-B

M12x4 A-coded

M12x4 D-coded

M12x4 D-coded

USB

+24VDC N.C. 0VDC N.C.

1 2 3 4

BN WH BU BK

Ethernet

Pin	Designation	Description
1	TX+	Send data +
2	RX+	Receive data +
3	TX-	Send data -
4	RX-	Receive data -
Thread	SH	Shielding

For details see operating instructions

-W10

RKC 4.4T-25-RSC 4.4T/S3060

25m

-BR2-P2

PROFINET Cable

6XV1840-3AH10

25 m

+V1UC12

BN WH BU BK

=V1WC4+.UC12/5.4 / 3L+7

=V1WC4+.UC12/5.4 / 3M7

16.6 / BR2-P2

16

+.UC11/1

			Date	12/2/2022	Volvo Trucks North America		Valiant TMS	S020 Scanner 2	Drawing name: =2V05&EFS-EL	= V1FQ1
			Ed.	MKLEPADLO						+ V1FQ1
			Appr		P6700 Firewall - Cell 2V05				Document type: EFS	Project nr: 22-16143
Modification	Date	Name	Original		Replacement of	Replaced by	Scale 1:1			Page 17 / 1019

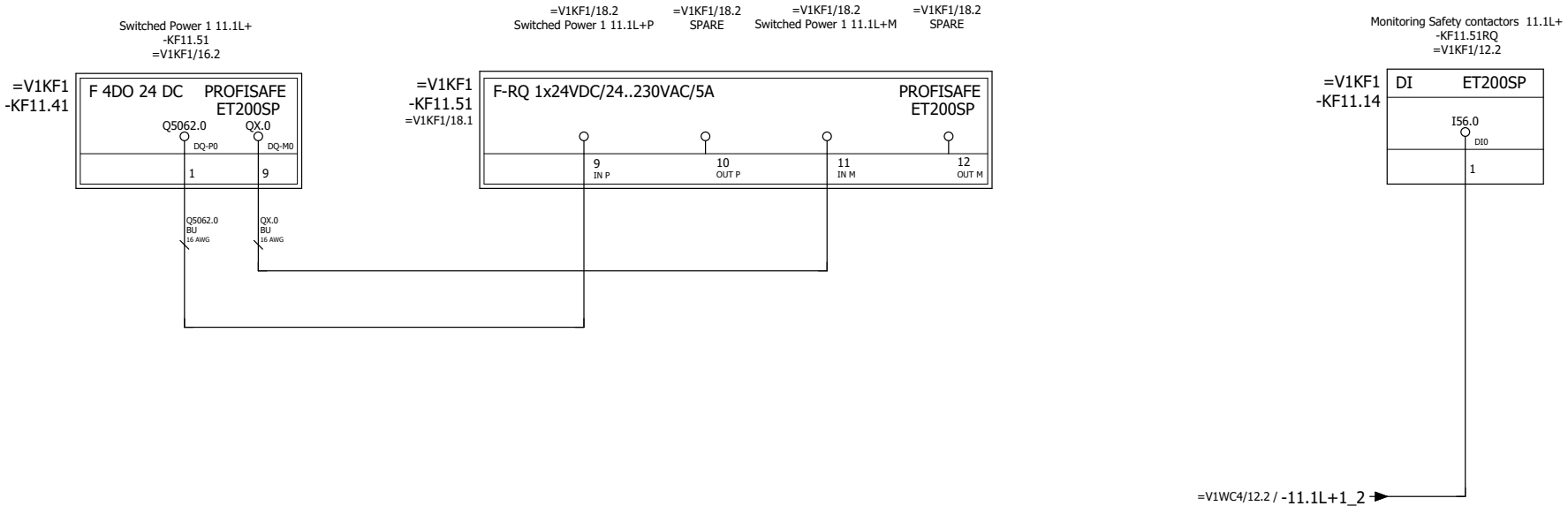

+.FQ1/17

2

			Date	12/2/2022	Volvo Trucks North America		Valiant TMS	Safety power monitoring RQ - KF11.51	Drawing name: =2V05&EFS-EL	= V1FQ1
			Ed.	MKLEPADLO						+ V1UC11
			Appr		P6700 Firewall - Cell 2V05				Document type: EFS	Project nr: 22-16143
Modification	Date	Name	Original		Replacement of	Replaced by	Scale 1:1			Page 1 / 1019

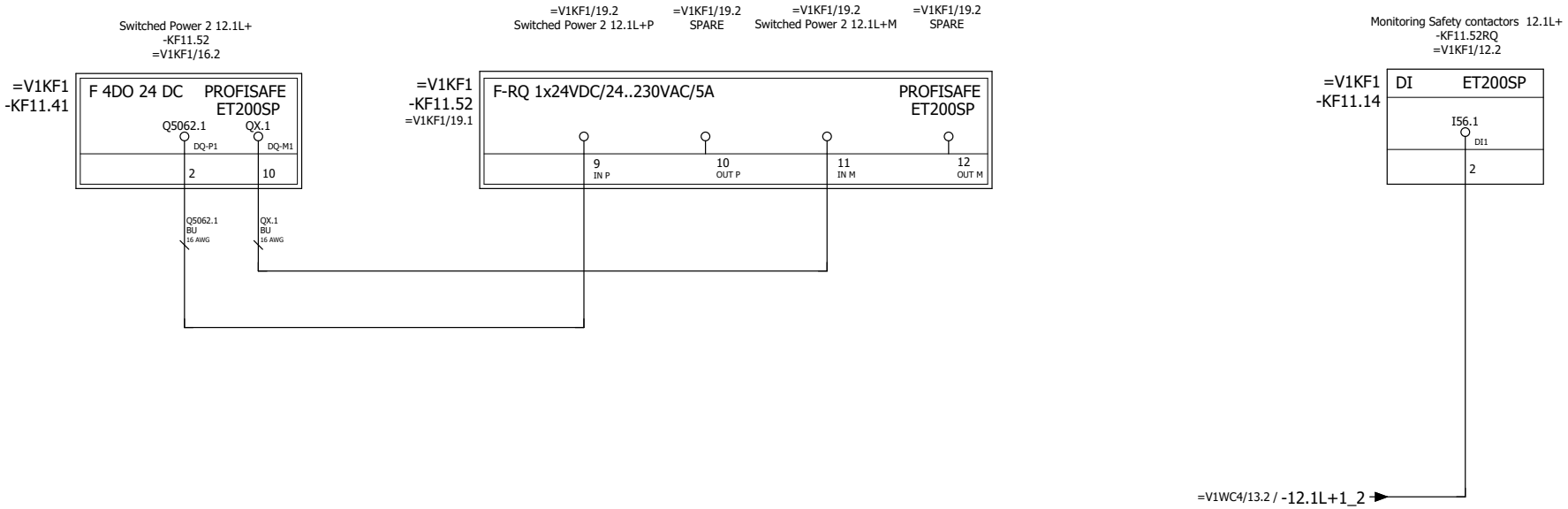

			Date	12/2/2022	Volvo Trucks North America		Valiant TMS	Safety power monitoring RQ - KF11.52	Drawing name: =2V05&EFS-EL	= V1FQ1
			Ed.	MKLEPADLO						+ V1UC11
			Appr		P6700 Firewall - Cell 2V05				Document type: EFS	Project nr: 22-16143
Modification	Date	Name	Original		Replacement of	Replaced by	Scale 1:1			Page 2 / 1019

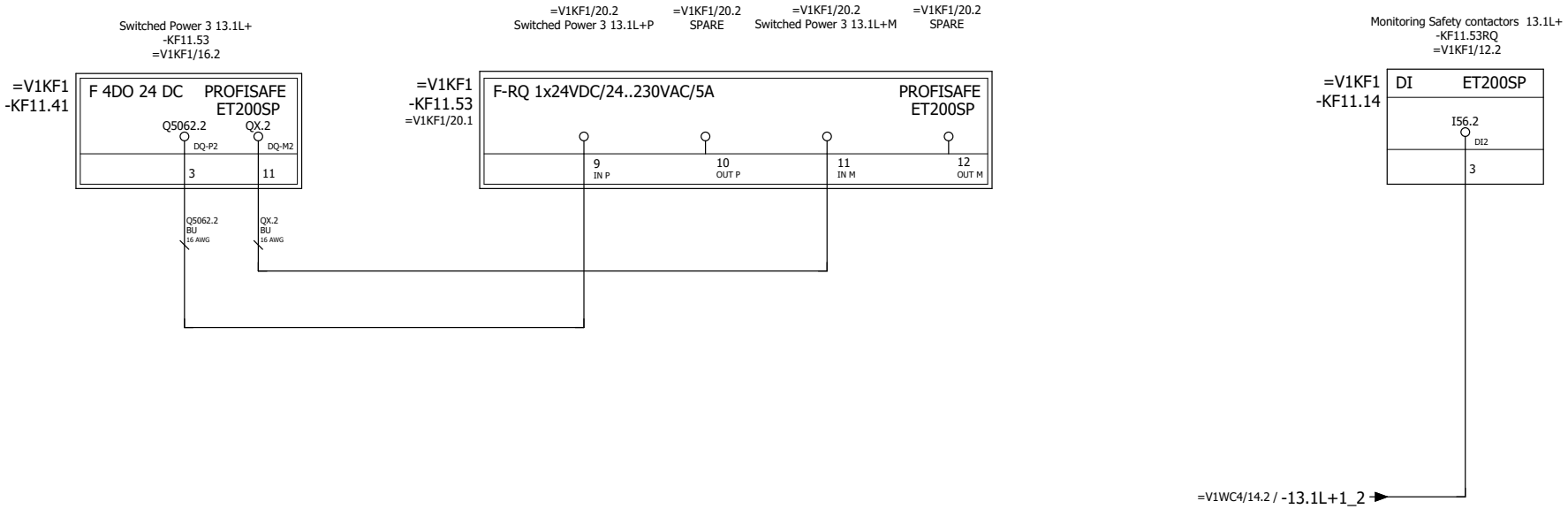

2 4

			Date	12/2/2022	Volvo Trucks North America	Valiant TMS	Safety power monitoring RQ - KF11.53	Drawing name: =2V05&EFS-EL	= V1FQ1	
			Ed.	MKLEPADLO					+ V1UC11	
			Appr		P6700 Firewall - Cell 2V05			Document type: EFS	Project nr: 22-16143	Page 3
Modification	Date	Name	Original		Replacement of / Replaced by	Scale 1:1				1019

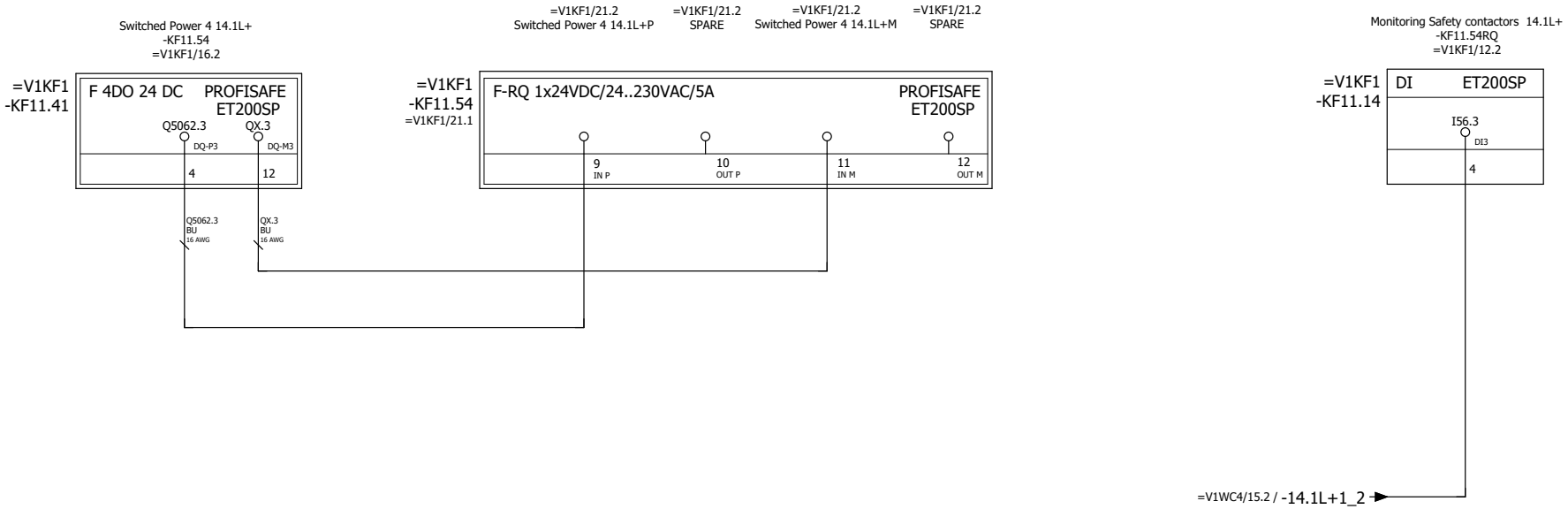

3

+.UC12/1

			Date	12/2/2022	Volvo Trucks North America	Valiant TMS	Safety power monitoring RQ - KF11.54	Drawing name: =2V05&EFS-EL	= V1FQ1	
			Ed.	MKLEPADLO					+ V1UC11	
			Appr		P6700 Firewall - Cell 2V05			Document type: EFS	Project nr: 22-16143	Page 4
Modification	Date	Name	Original		Replacement of	Replaced by	Scale 1:1			1019

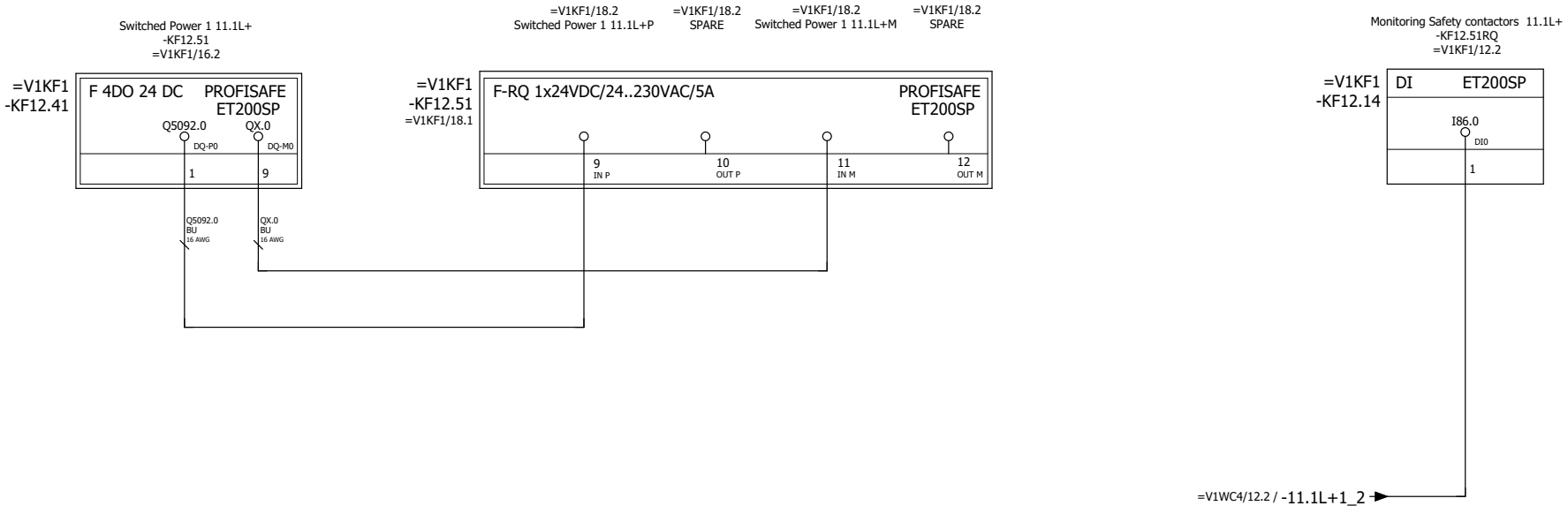

+.UC11/4

2

			Date	12/2/2022	Volvo Trucks North America	Valiant TMS	Safety power monitoring RQ - KF12.51	Drawing name: =2V05&EFS-EL	= V1FQ1	
			Ed.	MKLEPADLO					+ V1UC12	
			Appr		P6700 Firewall - Cell 2V05			Document type: EFS	Project nr: 22-16143	Page 1
Modification	Date	Name	Original		Replacement of / Replaced by	Scale 1:1				1019

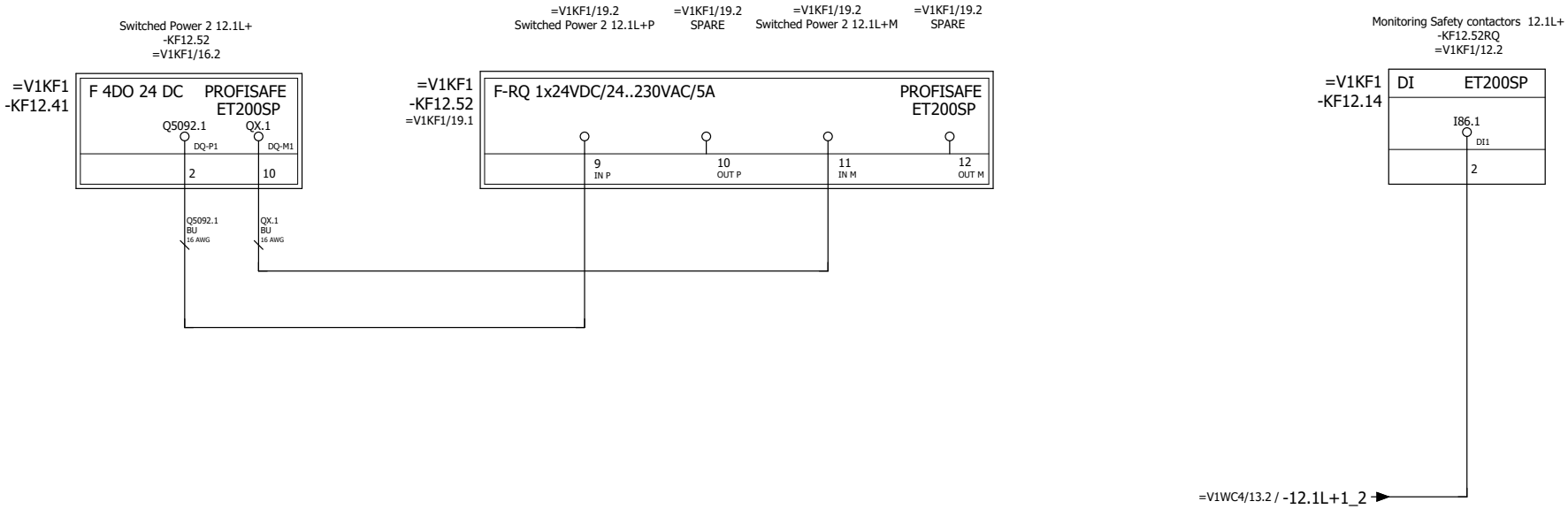

			Date	12/2/2022	Volvo Trucks North America		Valiant TMS	Safety power monitoring RQ - KF12.52	Drawing name: =2V05&EFS-EL	= V1FQ1
			Ed.	MKLEPADLO						+ V1UC12
			Appr		P6700 Firewall - Cell 2V05				Document type: EFS	Project nr: 22-16143
Modification	Date	Name	Original		Replacement of	Replaced by	Scale 1:1			Page 2 / 1019

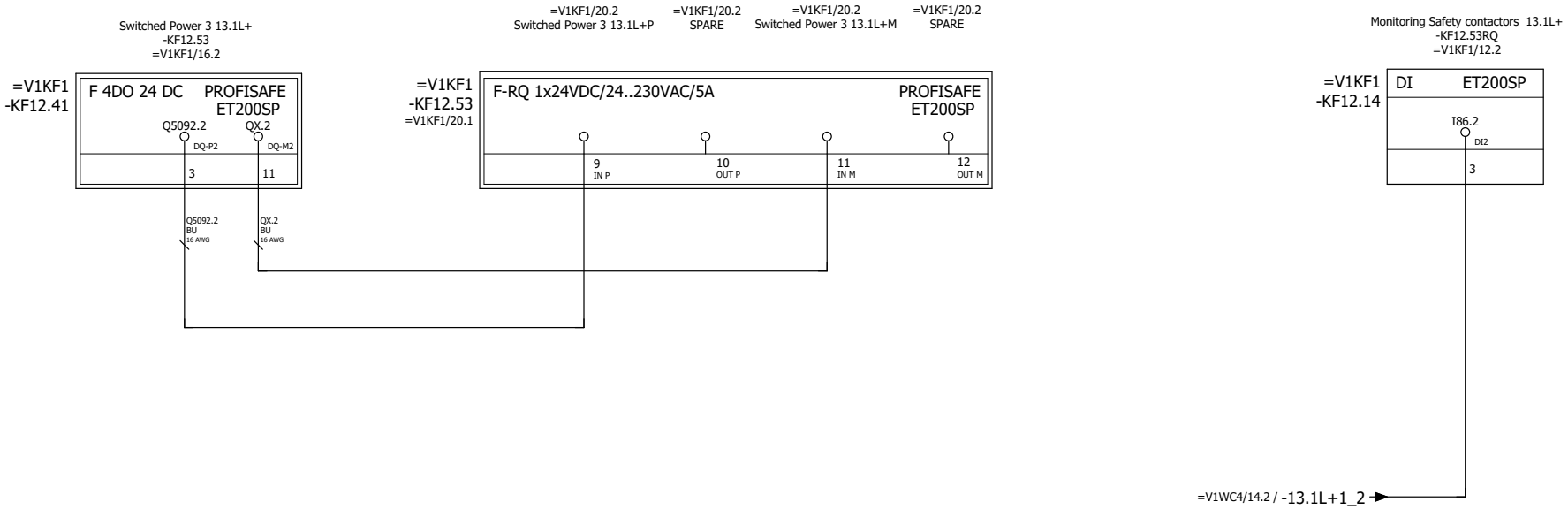

2 4

			Date	12/2/2022	Volvo Trucks North America	Valiant TMS	Safety power monitoring RQ - KF12.53	Drawing name: =2V05&EFS-EL	= V1FQ1	
			Ed.	MKLEPADLO					+ V1UC12	
			Appr		P6700 Firewall - Cell 2V05			Document type: EFS	Project nr: 22-16143	Page 3
Modification	Date	Name	Original		Replacement of / Replaced by	Scale 1:1				1019

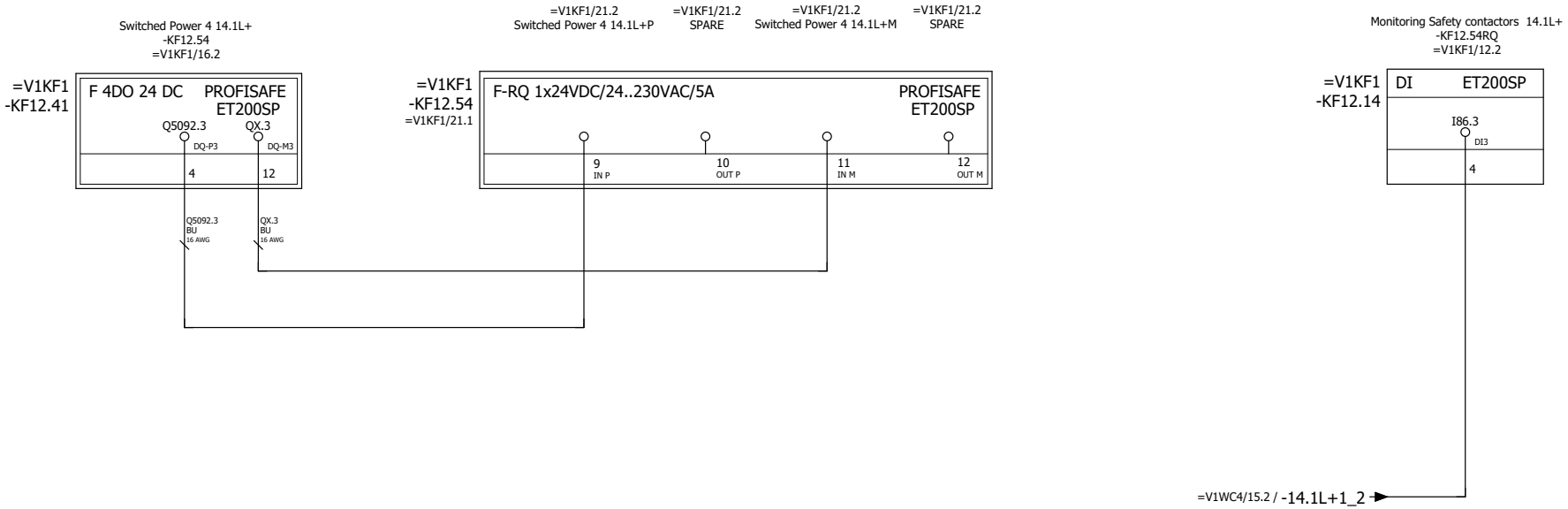

			Date	12/2/2022	Volvo Trucks North America	Valiant TMS	Safety power monitoring RQ - KF12.54	Drawing name: =2V05&EFS-EL	= V1FQ1	
			Ed.	MKLEPADLO					+ V1UC12	
			Appr		P6700 Firewall - Cell 2V05			Document type: EFS	Project nr: 22-16143	Page 4
Modification	Date	Name	Original		Replacement of / Replaced by	Scale 1:1				1019

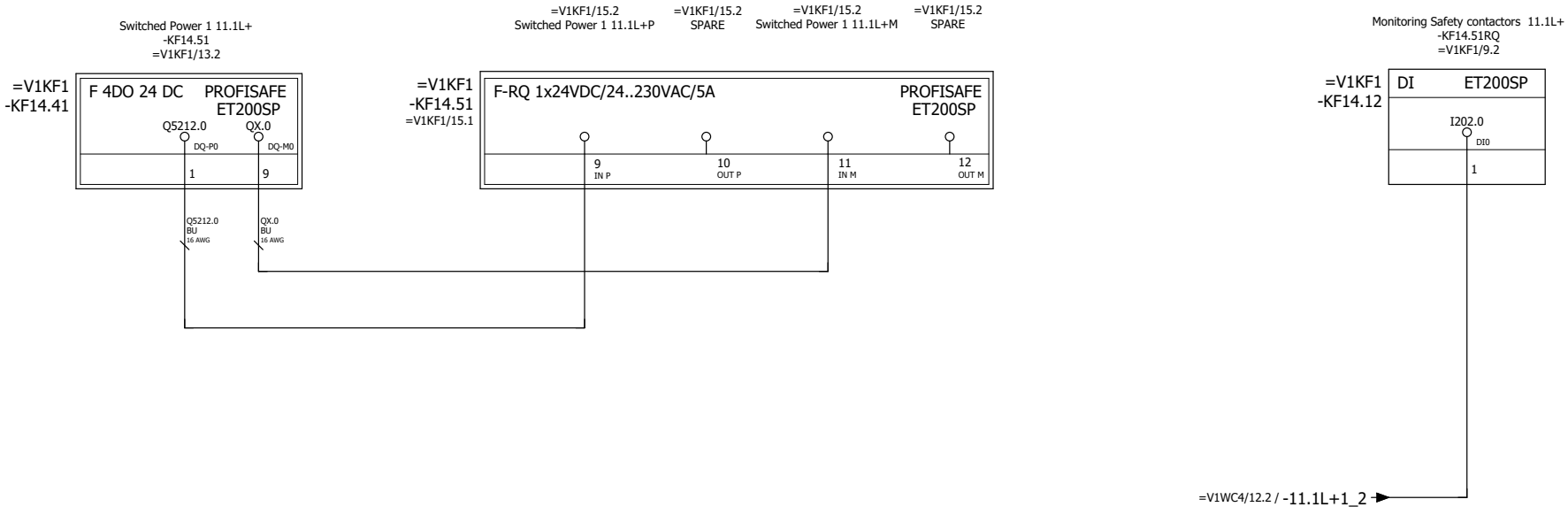

			Date	12/2/2022	Volvo Trucks North America		Valiant TMS	Safety power monitoring RQ - KF14.51	Drawing name: =2V05&EFS-EL	= V1FQ1	
			Ed.	MKLEPADLO						+ V1UC14	
			Appr		P6700 Firewall - Cell 2V05				Document type: EFS	Project nr: 22-16143	Page 1
Modification	Date	Name	Original		Replacement of	Replaced by	Scale 1:1				1019

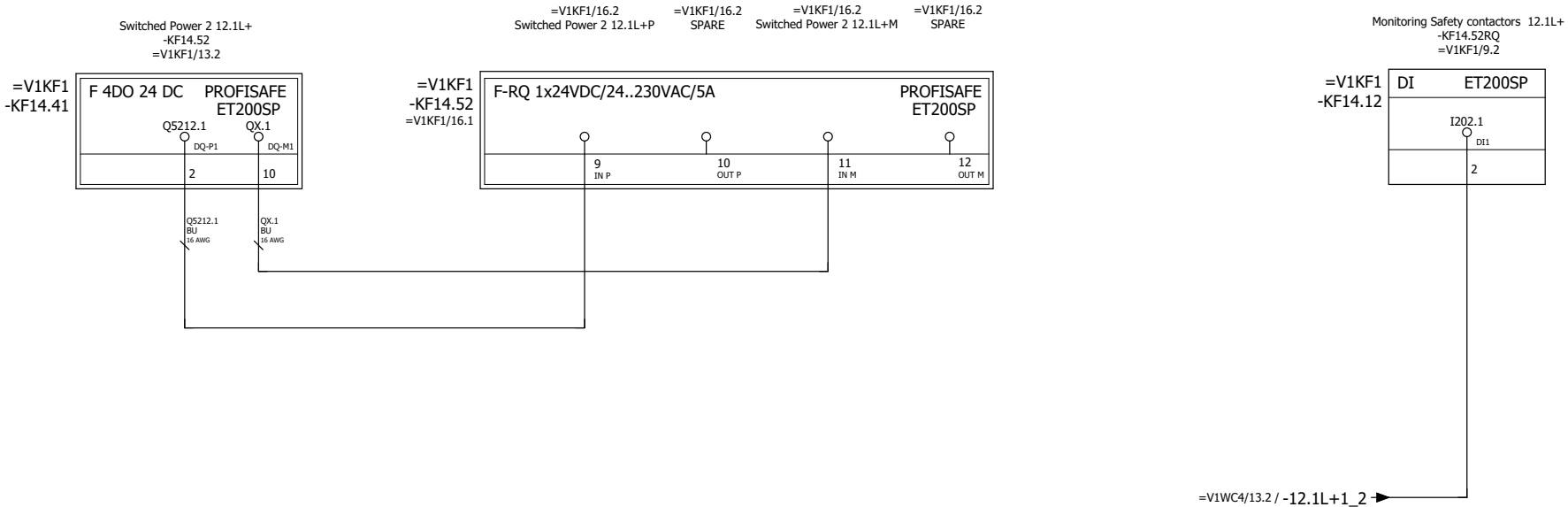

1 3

			Date	12/2/2022	Volvo Trucks North America	Valiant TMS	Safety power monitoring RQ - KF14.52	Drawing name: =2V05&EFS-EL	= V1FQ1	
			Ed.	MKLEPADLO					+ V1UC14	
			Appr		P6700 Firewall - Cell 2V05			Document type: EFS	Project nr: 22-16143	Page 2
Modification	Date	Name	Original		Replacement of	Replaced by	Scale 1:1			1019

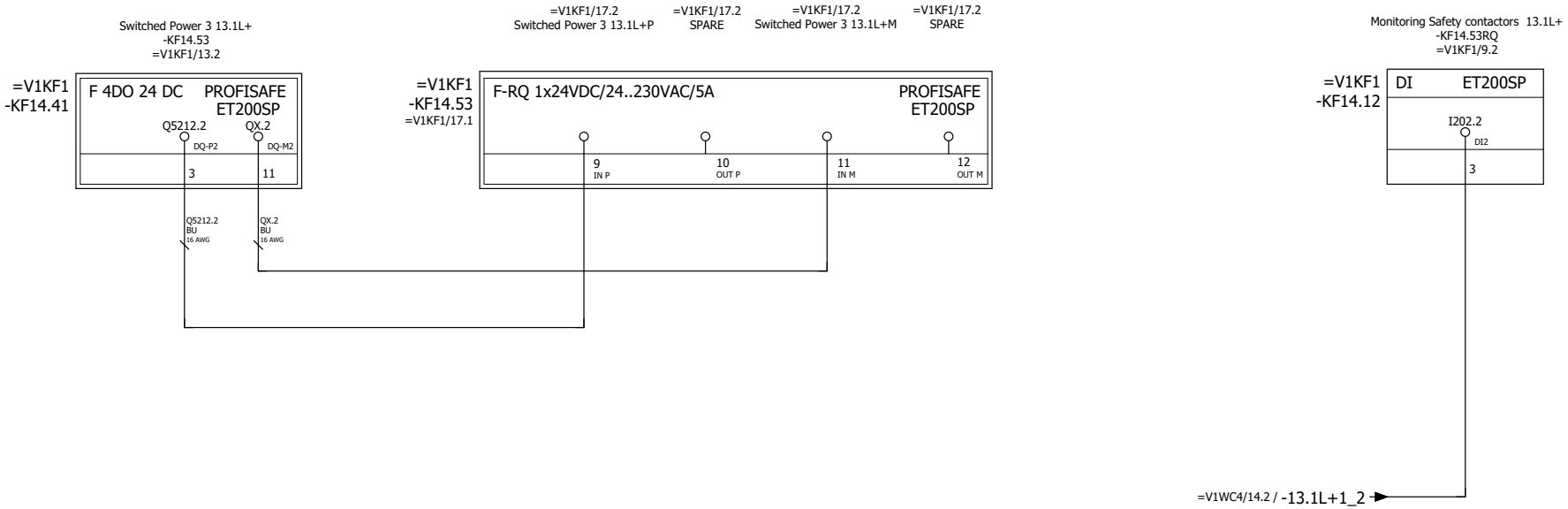

2 4

			Date	12/2/2022	Volvo Trucks North America	Valiant TMS	Safety power monitoring RQ - KF14.53	Drawing name: =2V05&EFS-EL	= V1FQ1	
			Ed.	MKLEPADLO					+ V1UC14	
			Appr		P6700 Firewall - Cell 2V05			Document type: EFS	Project nr: 22-16143	Page 3
Modification	Date	Name	Original		Replacement of / Replaced by	Scale 1:1				1019

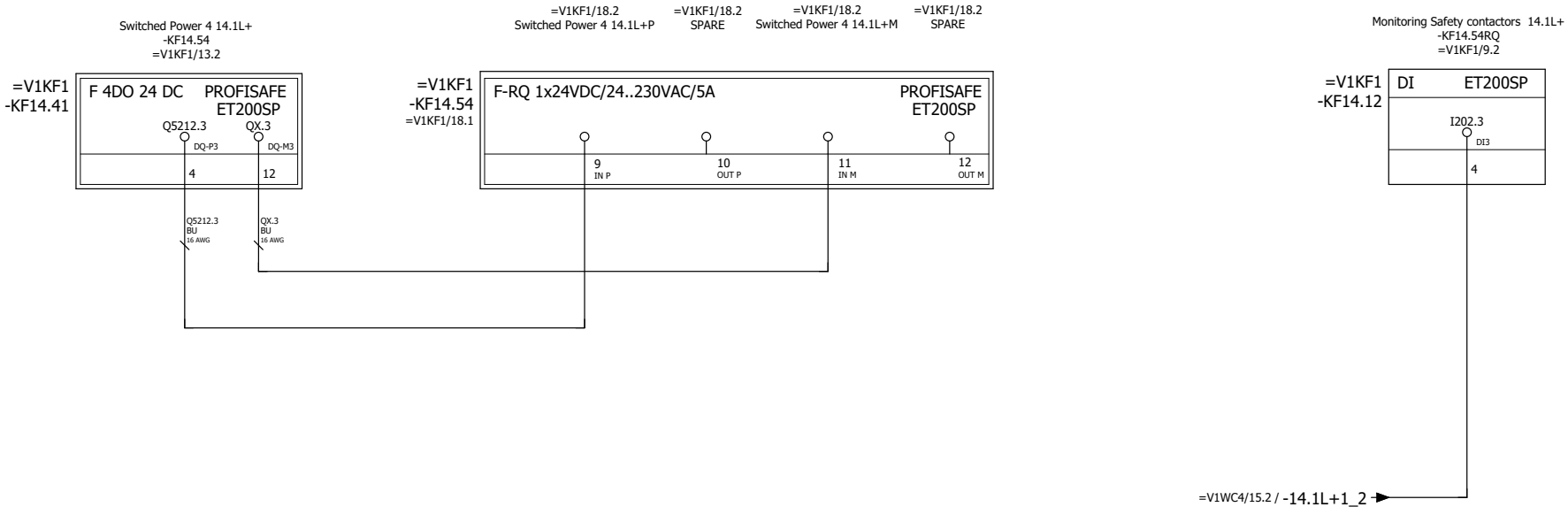

3

+.UC15/1

			Date	12/2/2022	Volvo Trucks North America		Valiant TMS	Safety power monitoring RQ - KF14.54	Drawing name: =2V05&EFS-EL	= V1FQ1
			Ed.	MKLEPADLO						+ V1UC14
			Appr		P6700 Firewall - Cell 2V05				Document type: EFS	Project nr: 22-16143	Page 4
Modification	Date	Name	Original		Replacement of	Replaced by	Scale 1:1			1019

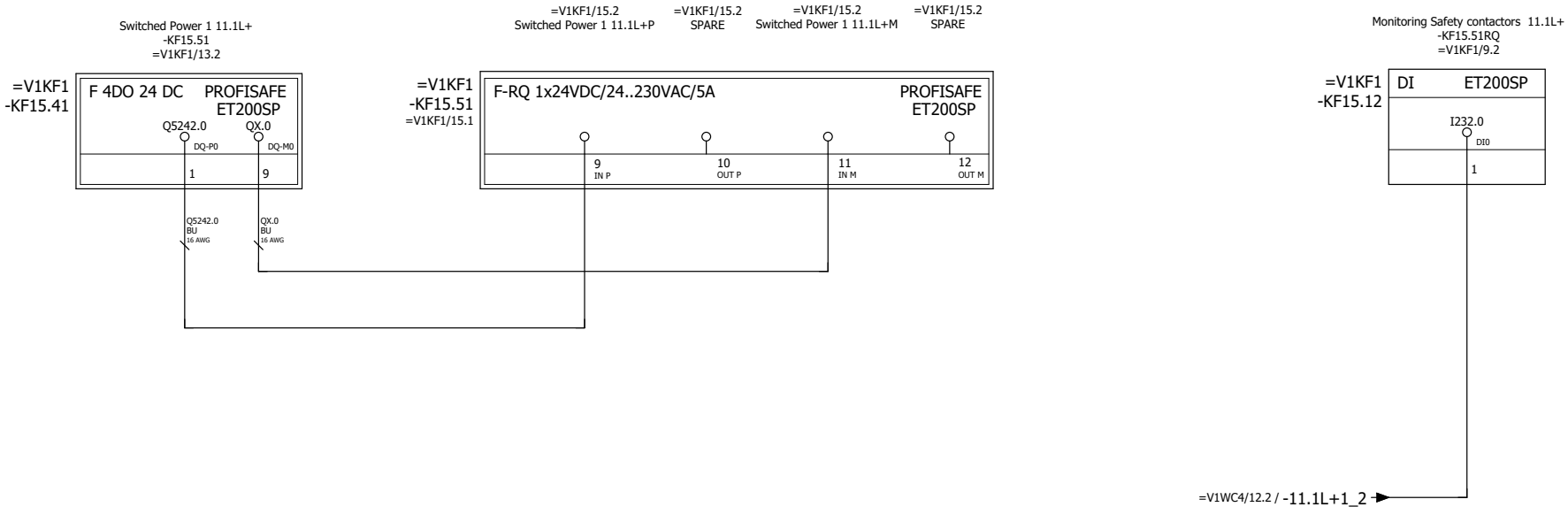

+.UC14/4

2

			Date	12/2/2022	Volvo Trucks North America		Valiant TMS	Safety power monitoring RQ - KF15.51	Drawing name: =2V05&EFS-EL	= V1FQ1
			Ed.	MKLEPADLO						+ V1UC15
			Appr		P6700 Firewall - Cell 2V05				Document type: EFS	Project nr: 22-16143
Modification	Date	Name	Original		Replacement of	Replaced by	Scale 1:1			Page 1 / 1019

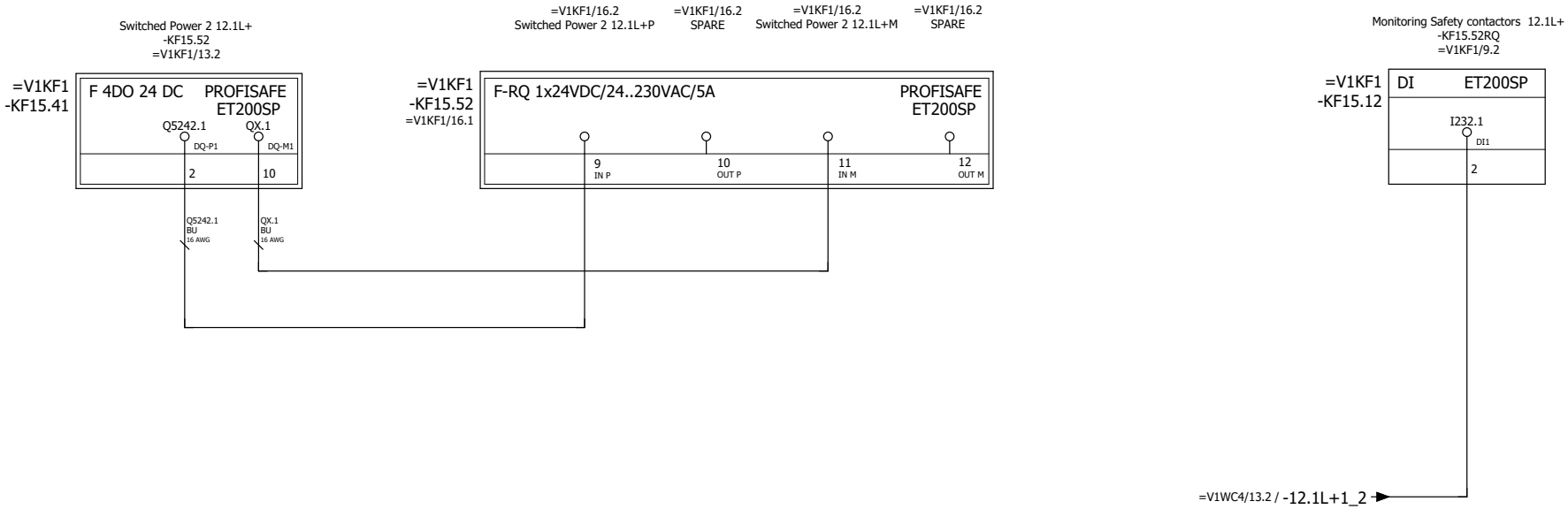

			Date	12/2/2022	Volvo Trucks North America		Valiant TMS	Safety power monitoring RQ - KF15.52	Drawing name: =2V05&EFS-EL	= V1FQ1	
			Ed.	MKLEPADLO						+ V1UC15	
			Appr		P6700 Firewall - Cell 2V05				Document type: EFS	Project nr: 22-16143	Page 2
Modification	Date	Name	Original		Replacement of	Replaced by	Scale 1:1				1019

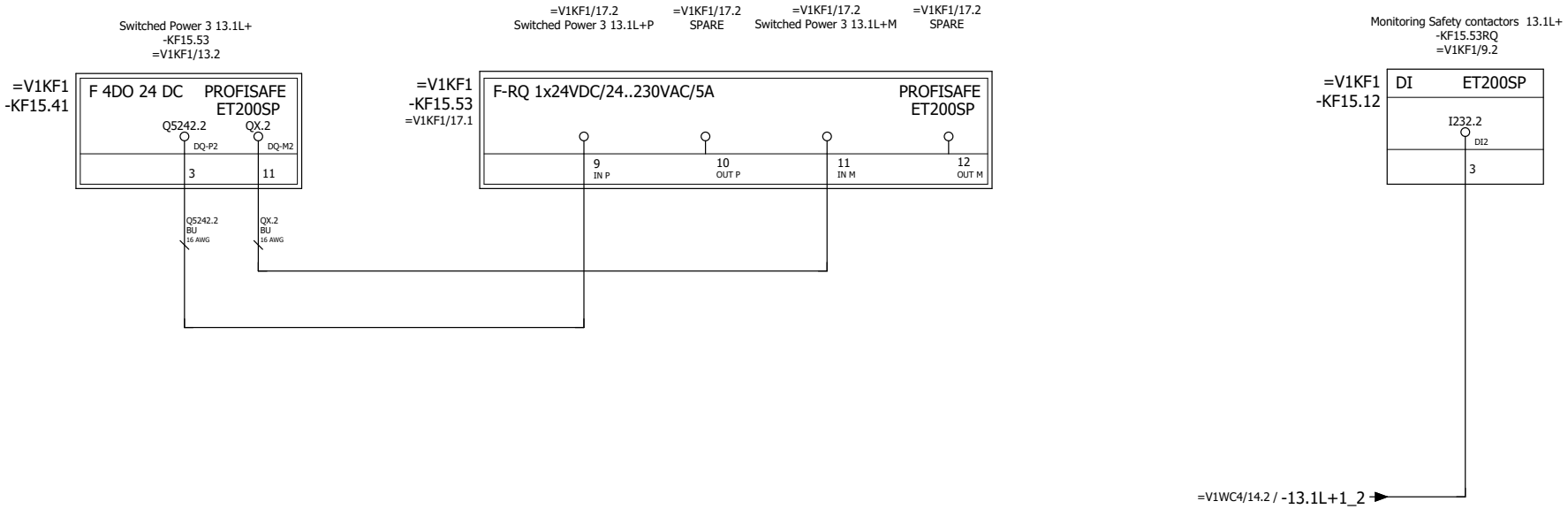

2 4

			Date	12/2/2022	Volvo Trucks North America	Valiant TMS	Safety power monitoring RQ - KF15.53	Drawing name: =2V05&EFS-EL	= V1FQ1	
			Ed.	MKLEPADLO					+ V1UC15	
			Appr		P6700 Firewall - Cell 2V05			Document type: EFS	Project nr: 22-16143	Page 3
Modification	Date	Name	Original		Replacement of / Replaced by	Scale 1:1				1019

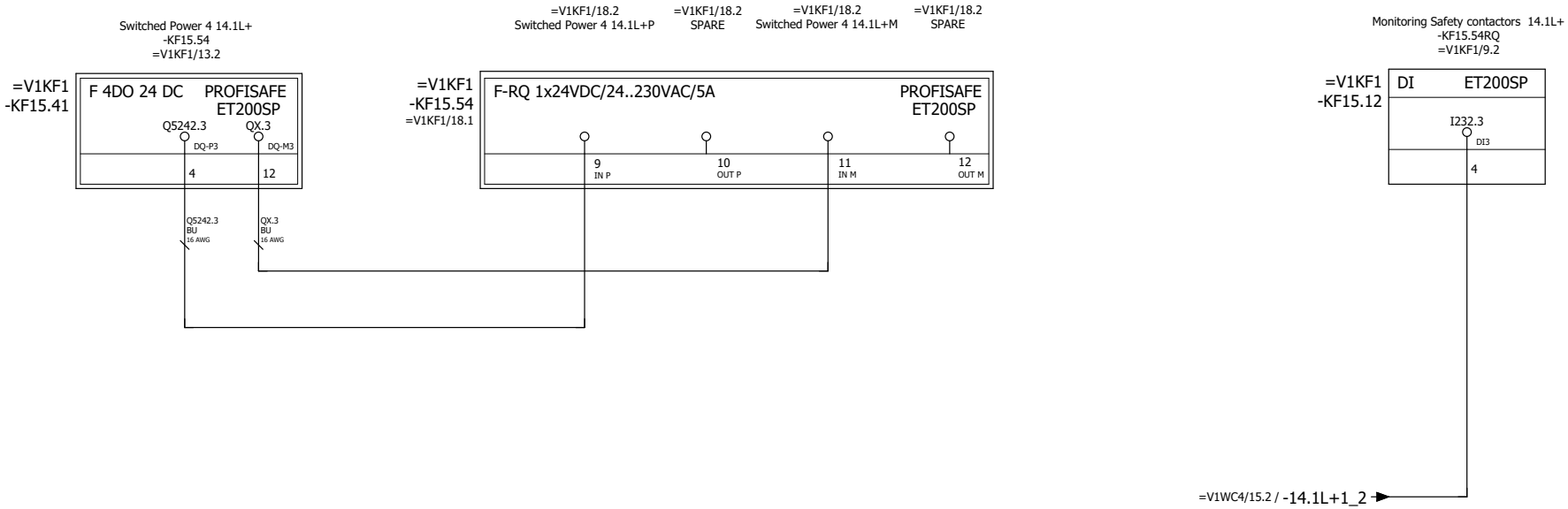

3

=V1GL1KF1+.GL1/1

			Date	12/2/2022	Volvo Trucks North America		Valiant TMS	Safety power monitoring RQ - KF15.54	Drawing name: =2V05&EFS-EL	= V1FQ1	
			Ed.	MKLEPADLO						+ V1UC15	
			Appr		P6700 Firewall - Cell 2V05				Document type: EFS	Project nr: 22-16143	Page 4
Modification	Date	Name	Original		Replacement of	Replaced by	Scale 1:1				1019

=V1GL1WC4/1.7 / W5

=V1GL1WC4/1.8 / -WF5

FESTO Manifold
Provided by ABB

-KF1

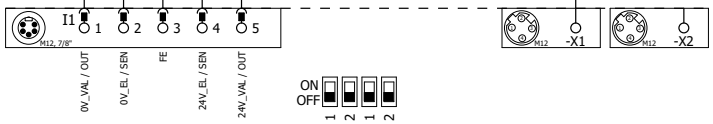

FESTO
Bus node + Interlinking block
548755 + 550208

-KF1.11

FESTO
CPX-AB-4-M12X2-5POL-R
541254

I2400.0	DI 0 X1:4	CRC1-BGR	Cylindrical Pin (RESET)
I2400.1	DI 1 X1:2	CRC1-BGS	Cylindrical Pin (SET)
I2400.2	DI 2 X2:4	CRC2-BGR	Cylindrical Pin (RESET)
I2400.3	DI 3 X2:2	CRC2-BGS	Cylindrical Pin (SET)
I2400.4	DI 4 X3:4	CRC3-BGR	Utility Coupler Guide (RESET)
I2400.5	DI 5 X3:2	CRC3-BGS	Utility Coupler Guide (SET)
I2400.6	DI 6 X4:4	CR-PP1	Pallet Detect Sensor 1
I2400.7	DI 7 X4:2	CR-PP2	Pallet Detect Sensor 2

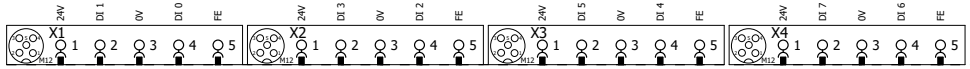

See ABB 3HAW050043350 Package for details.

=V1FQ1+.UC15/4

2

			Date	11/26/2022	Volvo Trucks North America		Valiant TMS	CONNECTING MOD. FOR VTSA MANIFOLD	Drawing name: =2V05&EFS-EL	= V1GL1KF1	
			Ed.	MKLEPADLO						+ V1GL1	
			Appr		P6700 Firewall - Cell 2V05				Document type: EFS	Project nr: 22-16143	Page 1
Modification	Date	Name	Original		Replacement of	Replaced by	Scale 1:1				1019

KF1.12

FESTO

CPX-AB-4-M12X2-5POL-R

541254

I2401.0	DI 0 X1:4	CR-PT1	Pallet Identifier Sensor 1
I2401.1	DI 1 X1:2	CR-PT2	Pallet Identifier Sensor 2
I2401.2	DI 2 X2:4	CR-PT3	Pallet Identifier Sensor 3
I2401.3	DI 3 X2:2	I2401.3	Spare
I2401.4	DI 4 X3:4	I2401.4	Spare
I2401.5	DI 5 X3:2	I2401.5	Spare
I2401.6	DI 6 X4:4	I2401.6	Spare
I2401.7	DI 7 X4:2	I2401.7	Spare

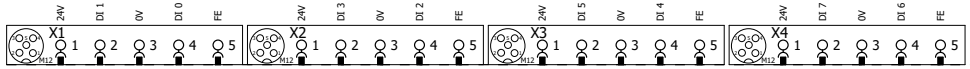

See ABB 3HAW050043350 Package for details.

1 3

			Date	12/2/2022	Volvo Trucks North America	Valiant TMS	I/O MOD. DI8 (4 x M12) FOR VTSA-F	Drawing name: =2V05&EFS-EL	= V1GL1KF1
			Ed.	MKLEPADLO					+ V1GL1
			Appr		P6700 Firewall - Cell 2V05	Scale 1:1		Document type: EFS	Project nr: 22-16143
Modification	Date	Name	Original		Replacement of / Replaced by				Page 2 / 1019

Q2405.0	DO 0 X1:4	Q2405.0	Spare
Q2405.1	DO 1 X1:2	Q2405.1	Spare
Q2405.2	DO 2 X2:4	Q2405.2	Spare
Q2405.3	DO 3 X2:2	Q2405.3	Spare
Q2405.4	DO 4 X3:4	Q2405.4	Spare
Q2405.5	DO 5 X3:2	Q2405.5	Spare
Q2405.6	DO 6 X4:4	Q2405.6	Spare
Q2405.7	DO 7 X4:2	Q2405.7	Spare

KF1.13

FESTO

CPX-AB-4-M12X2-5POL-R
541254

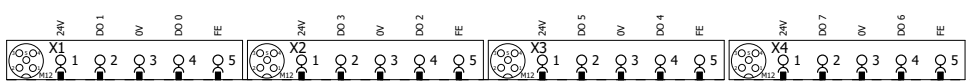

See ABB 3HAW050043350 Package for details.

2 4

			Date	12/2/2022	Volvo Trucks North America	Valiant TMS	I/O MOD. DO8 (4 x M12) FOR VTSA-F	Drawing name: =2V05&EFS-EL	= V1GL1KF1 + V1GL1
			Ed.	MKLEPADLO	P6700 Firewall - Cell 2V05				
			Appr					Document type: EFS	Project nr: 22-16143	Page 3
Modification	Date	Name	Original		Replacement of / Replaced by	Scale 1:1			1019

-KF1 -KF1.11 -KF1.12 -KF1.13 -KF1.20 -KF1.21 -KF1.22

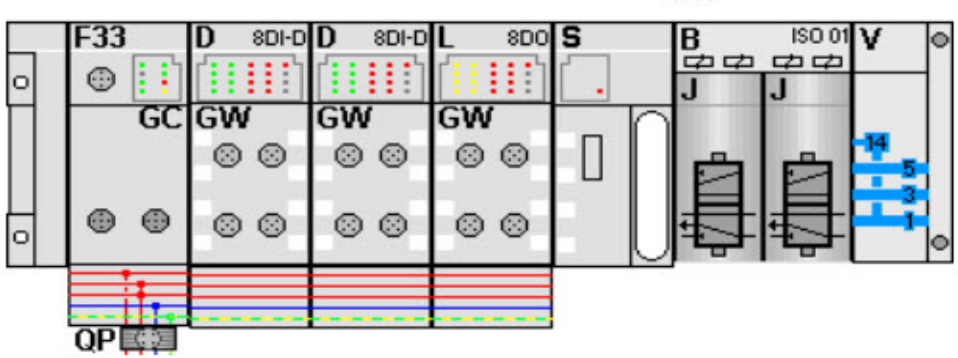

-KF1.21

FESTO

Q2400.0	DO 0 / 1.1	-QN1.1_Q	Pin Cylinder (RESET)
Q2400.1	DO 1 / 1.2	-QN1.2_Q	Pin Cylinder (SET)
Q2400.2	DO 2 / 2.1	-QN2.1_Q	Utility Coupler Guide Cylinder (RESET)
Q2400.3	DO 3 / 2.2	-QN2.2_Q	Utility Coupler Guide Cylinder (SET)

See ABB 3HAW050043350 Package for details.

			Date	12/2/2022	Volvo Trucks North America		Valiant TMS	CONNECTING MOD. FOR FESTO DQ	Drawing name: =2V05&EFS-EL	= V1GL1KF1	
			Ed.	MKLEPADLO						+ V1GL1	
			Appr		P6700 Firewall - Cell 2V05		Scale 1:1		Document type: EFS	Project nr: 22-16143	Page 4
Modification	Date	Name	Original		Replacement of	Replaced by					1019

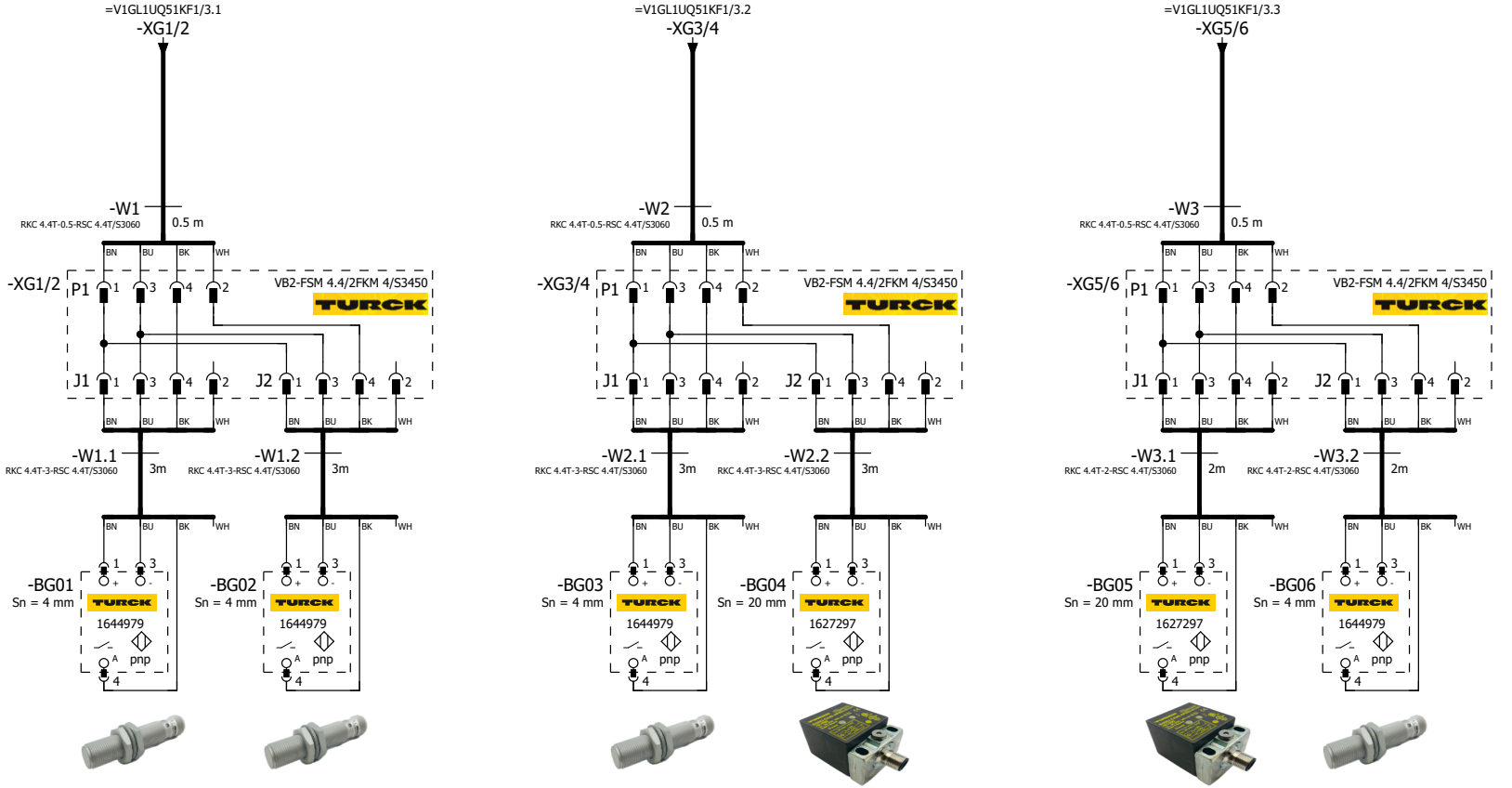
=V1GL1UQ51KF1/3.1
-XG1/2
-W1
RKC 4.4T-0.5-RSC 4.4T/S3060
0.5 m
BN BU BK WH
-XG1/2
P1 1 3 4 2
VB2-FSM 4.4/2FKM 4/S3450
TURCK
J1 1 3 4 2
J2 1 3 4 2
BN BU BK WH
-W1.1
RKC 4.4T-3-RSC 4.4T/S3060
3m
-W1.2
RKC 4.4T-3-RSC 4.4T/S3060
3m
-BG01
Sn = 4 mm
1644979
pnp
-BG02
Sn = 4 mm
1644979
pnp
=V1GL1UQ51KF1/3.2
-XG3/4
-W2
RKC 4.4T-0.5-RSC 4.4T/S3060
0.5 m
-XG3/4
VB2-FSM 4.4/2FKM 4/S3450
-W2.1
RKC 4.4T-3-RSC 4.4T/S3060
3m
-W2.2
RKC 4.4T-3-RSC 4.4T/S3060
3m
-BG03
Sn = 4 mm
1644979
pnp
-BG04
Sn = 20 mm
1627297
pnp
=V1GL1UQ51KF1/3.3
-XG5/6
-W3
RKC 4.4T-0.5-RSC 4.4T/S3060
0.5 m
-XG5/6
VB2-FSM 4.4/2FKM 4/S3450
-W3.1
RKC 4.4T-2-RSC 4.4T/S3060
2m
-W3.2
RKC 4.4T-2-RSC 4.4T/S3060
2m
-BG05
Sn = 20 mm
1627297
pnp
-BG06
Sn = 4 mm
1644979
pnp

| | | |

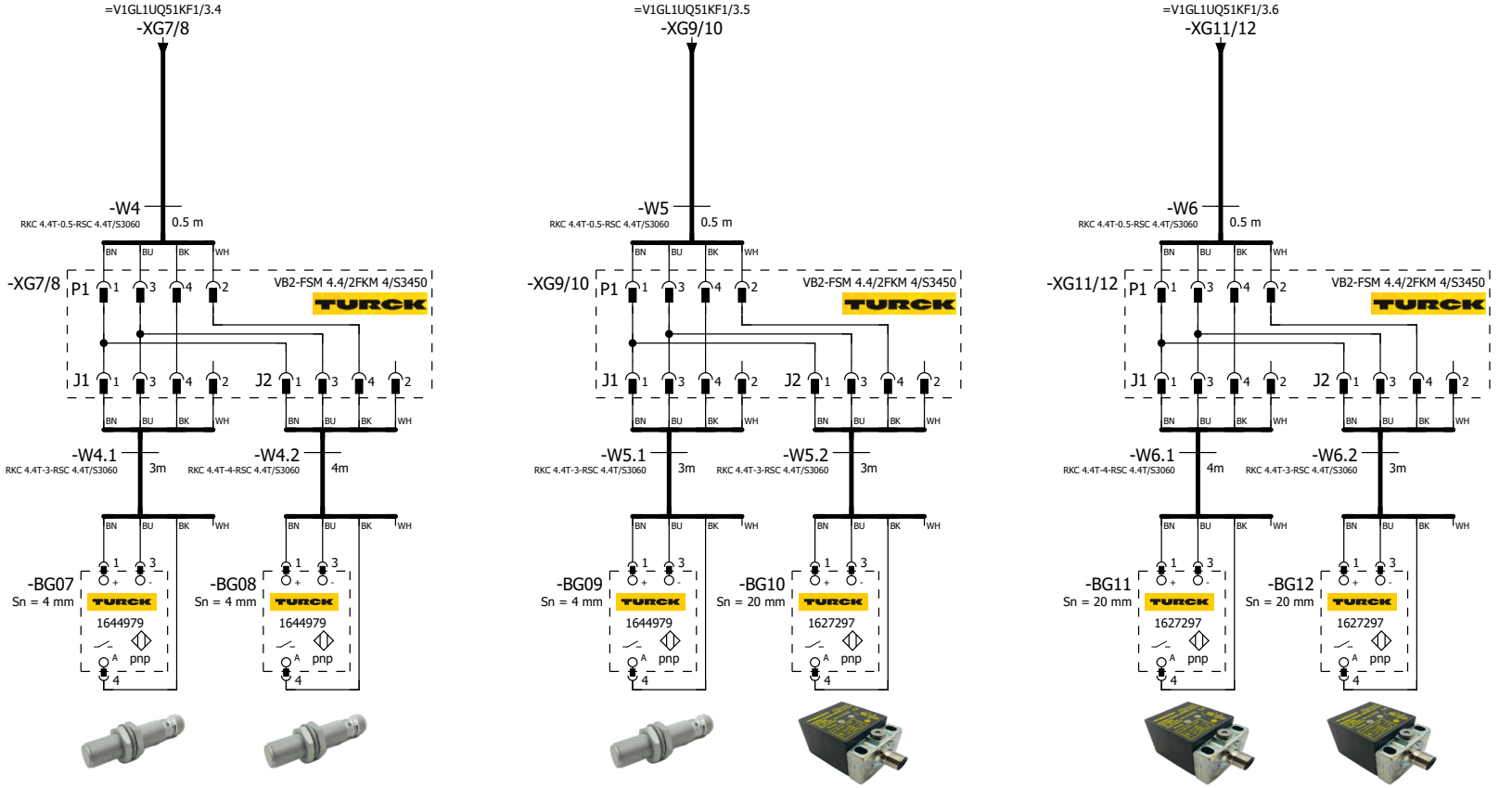

=V1GL1UQ51 -BG07 Windshield Member LH	=V1GL1UQ51 -BG08 Windshield Member RH	=V1GL1UQ51 -BG09 Windshield Member RH	=V1GL1UQ51 -BG10 Firewall ASM LHD/RHD	=V1GL1UQ51 -BG11 Firewall ASM LHD/RHD	=V1GL1UQ51 -BG12 Firewall ASM RHD

			Date	12/2/2022	Volvo Trucks North America	Valiant TMS	SENSORS	Drawing name: =2V05&EFS-EL	= V1GL1UQ51BG0
			Ed.	MKLEPADLO					+ V1GL1UQ51
			Appr		P6700 Firewall - Cell 2V05			Document type: EFS	Project nr: 22-16143
Modification	Date	Name	Original		Replacement of / Replaced by	Scale 1:1			Page 2 / 1019

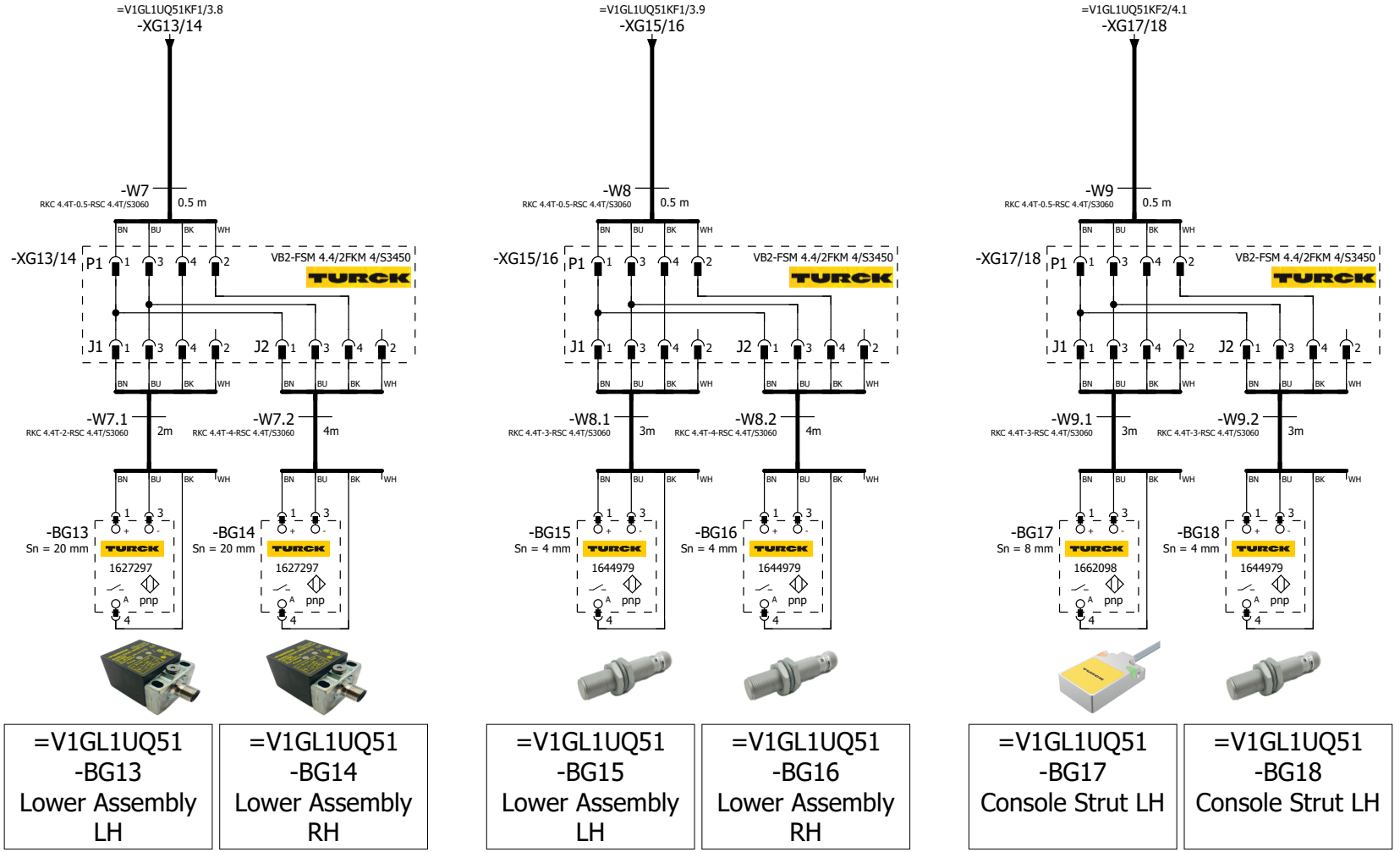

=V1GL1UQ51 -BG13 Lower Assembly LH	=V1GL1UQ51 -BG14 Lower Assembly RH	=V1GL1UQ51 -BG15 Lower Assembly LH	=V1GL1UQ51 -BG16 Lower Assembly RH	=V1GL1UQ51 -BG17 Console Strut LH	=V1GL1UQ51 -BG18 Console Strut LH

			Date	12/2/2022	Volvo Trucks North America	Valiant TMS	SENSORS	Drawing name: =2V05&EFS-EL	= V1GL1UQ51BG0
			Ed.	MKLEPADLO					+ V1GL1UQ51
			Appr		P6700 Firewall - Cell 2V05			Document type: EFS	Project nr: 22-16143
Modification	Date	Name	Original		Replacement of	Replaced by	Scale 1:1		Page 3 / 1019

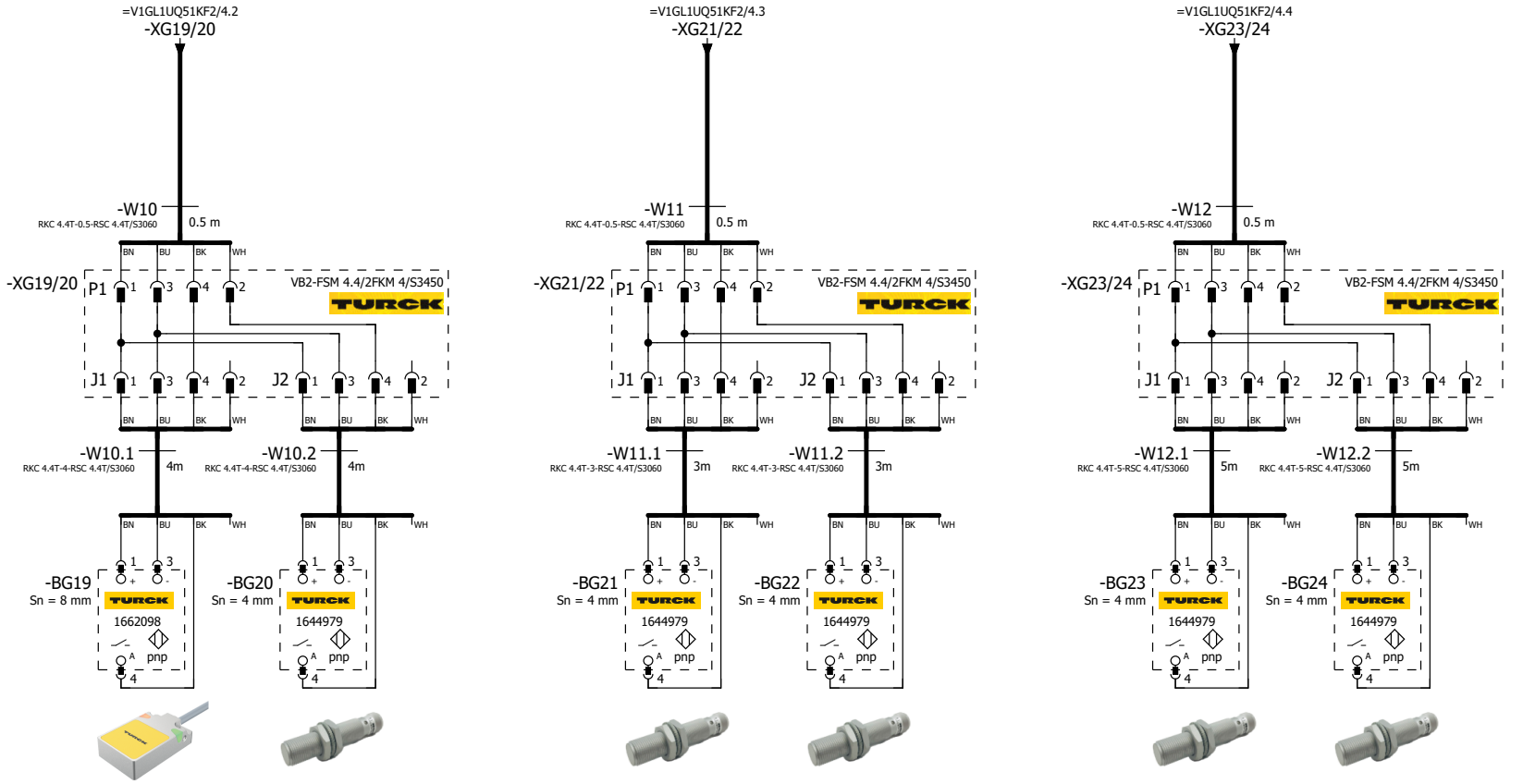

=V1GL1UQ51 -BG19 Console Strut RH	=V1GL1UQ51 -BG20 Console Strut RH	=V1GL1UQ51 -BG21 End Cap LH	=V1GL1UQ51 -BG22 End Cap LH	=V1GL1UQ51 -BG23 End Cap RH	=V1GL1UQ51 -BG24 End Cap RH

3 5

			Date	12/2/2022	Volvo Trucks North America	Valiant TMS	SENSORS	Drawing name: =2V05&EFS-EL	= V1GL1UQ51BG0 + V1GL1UQ51
			Ed.	MKLEPADLO	P6700 Firewall - Cell 2V05	Scale 1:1		Document type: EFS	Project nr: 22-16143
			Appr						Page 4 / 1019
Modification	Date	Name	Original		Replacement of	Replaced by			

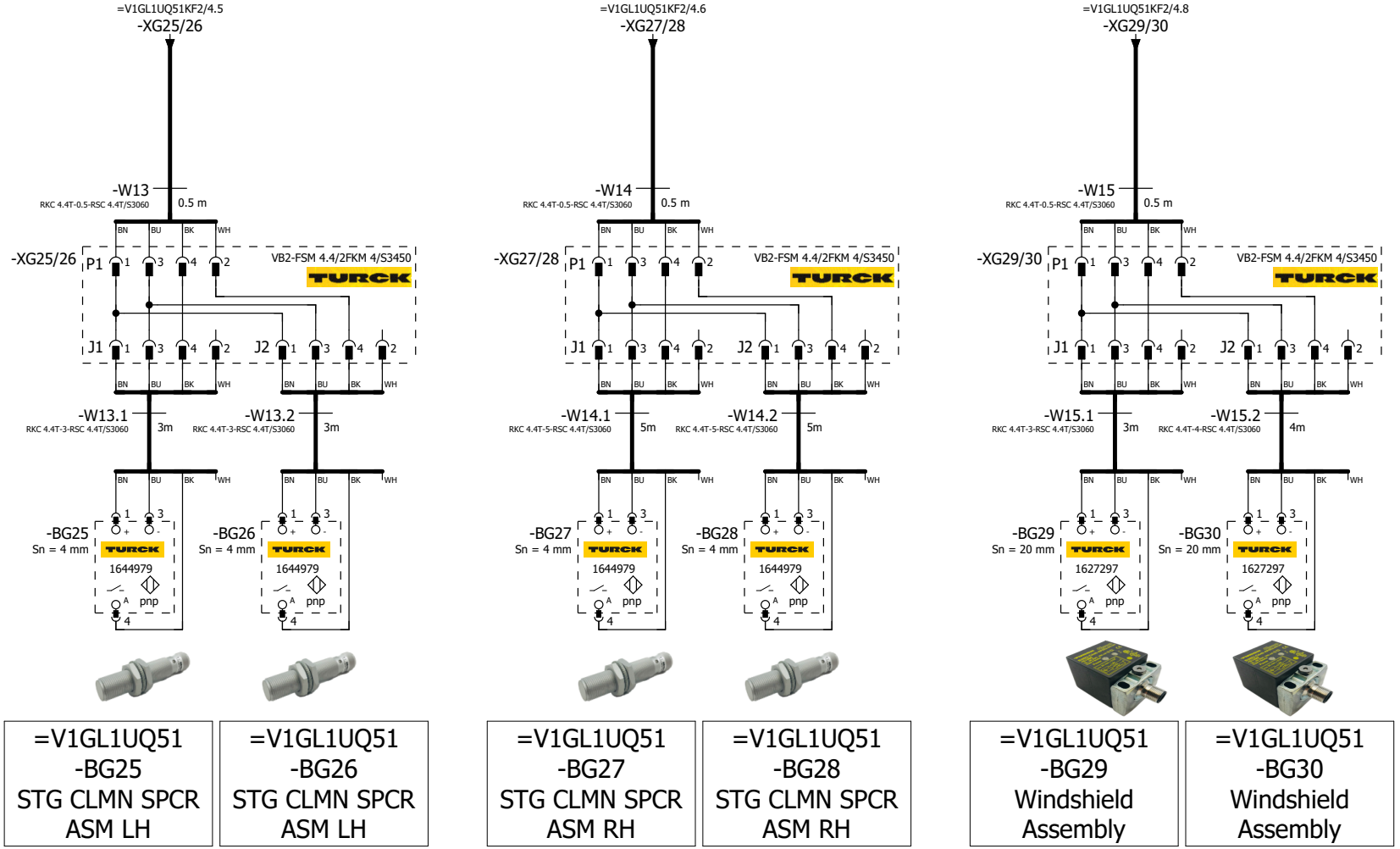

=V1GL1UQ51 -BG25 STG CLMN SPCR ASM LH	=V1GL1UQ51 -BG26 STG CLMN SPCR ASM LH	=V1GL1UQ51 -BG27 STG CLMN SPCR ASM RH	=V1GL1UQ51 -BG28 STG CLMN SPCR ASM RH

=V1GL1UQ51 -BG29 Windshield Assembly	=V1GL1UQ51 -BG30 Windshield Assembly

=V1GL1UQ51WC4/1.5 / W3.1

-W3.1
RSM RKM 56-5M/S3059
5m

=V1GL1WC4+V1GL1/1.8 / -WF2

-WF2
PROFINET Cable
6XV1840-3AH10
5 m

KF1-P2 / =V1GL1UQ51KF2/1.3

-KF1

X20 M12, 7/8" 1 2 PE 4 5
0V_VAL / OUT
0V_EL / SEN
FE
24V_EL / SEN
24V_VAL / OUT

ON
OFF
1 2 1 2

-TP1 -TP2

FESTO
Bus node + Interlinking block
548755 + 550208

-KF1.11

FESTO
CPX-M-AB-8-M12X2-5POL
549335

I2000.0	DI 0 X1:4	V1GL1UQ51UQ1.1-BGR	Shot Pins 1 (RESET)
I2000.1	DI 1 X1:2	V1GL1UQ51UQ1.1-BGS	Shot Pins 1 (SET)
I2000.2	DI 2 X2:4	V1GL1UQ51UQ1.2-BGR	Shot Pins 1 (RESET)
I2000.3	DI 3 X2:2	V1GL1UQ51UQ1.2-BGS	Shot Pins 1 (SET)
I2000.4	DI 4 X3:4	V1GL1UQ51UQ1.3-BGR	Shot Pins 1 (RESET)
I2000.5	DI 5 X3:2	V1GL1UQ51UQ1.3-BGS	Shot Pins 1 (SET)
I2000.6	DI 6 X4:4	V1GL1UQ51UQ2.1-BGR	Clamps 2 (RESET)
I2000.7	DI 7 X4:2	V1GL1UQ51UQ2.1-BGS	Clamps 2 (SET)
I2001.0	DI 8 X5:4	V1GL1UQ51UQ2.2-BGR	Clamps 2 (RESET)
I2001.1	DI 9 X5:2	V1GL1UQ51UQ2.2-BGS	Clamps 2 (SET)
I2001.2	DI 10 X6:4	V1GL1UQ51UQ2.3-BGR	Clamps 2 (RESET)
I2001.3	DI 11 X6:2	V1GL1UQ51UQ2.3-BGS	Clamps 2 (SET)
I2001.4	DI 12 X7:4	V1GL1UQ51UQ3.1-BGR	Shot Pins 3 (RESET)
I2001.5	DI 13 X7:2	V1GL1UQ51UQ3.1-BGS	Shot Pins 3 (SET)
I2001.6	DI 14 X8:4	V1GL1UQ51UQ3.2-BGR	Shot Pins 3 (RESET)
I2001.7	DI 15 X8:2	V1GL1UQ51UQ3.2-BGS	Shot Pins 3 (SET)

X1 X2 X3 X4 X5 X6 X7 X8 M12
24V DI 1 0V DI 0 FE
24V DI 3 0V DI 2 FE
24V DI 5 0V DI 4 FE
24V DI 7 0V DI 6 FE
24V DI 9 0V DI 8 FE
24V DI 11 0V DI 10 FE
24V DI 13 0V DI 12 FE
24V DI 15 0V DI 14 FE
1 2 3 4 5
BN WH BU BK

+V1GL1UQ51UQ1.1-W1
=V1GL1UQ51UQ1+.GL1UQ51UQ1/1.1

+V1GL1UQ51UQ1.2-W1
=V1GL1UQ51UQ1+.GL1UQ51UQ1/1.4

+V1GL1UQ51UQ1.3-W1
=V1GL1UQ51UQ1+.GL1UQ51UQ1/1.7

+V1GL1UQ51UQ2.1-W1
=V1GL1UQ51UQ2+.GL1UQ51UQ2/1.1

+V1GL1UQ51UQ2.2-W1
=V1GL1UQ51UQ2+.GL1UQ51UQ2/1.2

+V1GL1UQ51UQ2.3-W1
=V1GL1UQ51UQ2+.GL1UQ51UQ2/1.4

+V1GL1UQ51UQ3.1-W1
=V1GL1UQ51UQ3+.GL1UQ51UQ3/1.1

+V1GL1UQ51UQ3.2-W1
=V1GL1UQ51UQ3+.GL1UQ51UQ3/1.2

=V1GL1UQ51BG0/5

2

			Date	12/2/2022	Volvo Trucks North America	Valiant TMS	CONNECTING MOD. FOR VTSA MANIFOLD	Drawing name: =2V05&EFS-EL	= V1GL1UQ51KF1	
			Ed.	MKLEPADLO					+ V1GL1UQ51	
			Appr		P6700 Firewall - Cell 2V05			Document type: EFS	Project nr: 22-16143	Page 1
Modification	Date	Name	Original		Replacement of	Replaced by	Scale 1:1			1019

-KF1.12

FESTO

CPX-M-AB-8-M12X2-5POL

549335

I2002.0	DI 0 X1:4	V1GL1UQ51UQ3.3-BGR	Shot Pins 3 (RESET)
I2002.1	DI 1 X1:2	V1GL1UQ51UQ3.3-BGS	Shot Pins 3 (SET)
I2002.2	DI 2 X2:4	V1GL1UQ51UQ4.1-BGR	Clamps 4 (RESET)
I2002.3	DI 3 X2:2	V1GL1UQ51UQ4.1-BGS	Clamps 4 (SET)
I2002.4	DI 4 X3:4	V1GL1UQ51UQ4.2-BGR	Clamps 4 (RESET)
I2002.5	DI 5 X3:2	V1GL1UQ51UQ4.2-BGS	Clamps 4 (SET)
I2002.6	DI 6 X4:4	V1GL1UQ51UQ4.3-BGR	Clamps 4 (RESET)
I2002.7	DI 7 X4:2	V1GL1UQ51UQ4.3-BGS	Clamps 4 (SET)
I2003.0	DI 8 X5:4	V1GL1UQ51UQ4.4-BGR	Clamps 4 (RESET)
I2003.1	DI 9 X5:2	V1GL1UQ51UQ4.4-BGS	Clamps 4 (SET)
I2003.2	DI 10 X6:4	V1GL1UQ51UQ4.5-BGR	Clamps 4 (RESET)
I2003.3	DI 11 X6:2	V1GL1UQ51UQ4.5-BGS	Clamps 4 (SET)
I2003.4	DI 12 X7:4	I2003.4	Spare
I2003.5	DI 13 X7:2	I2003.5	Spare
I2003.6	DI 14 X8:4	I2003.6	Spare
I2003.7	DI 15 X8:2	I2003.7	Spare

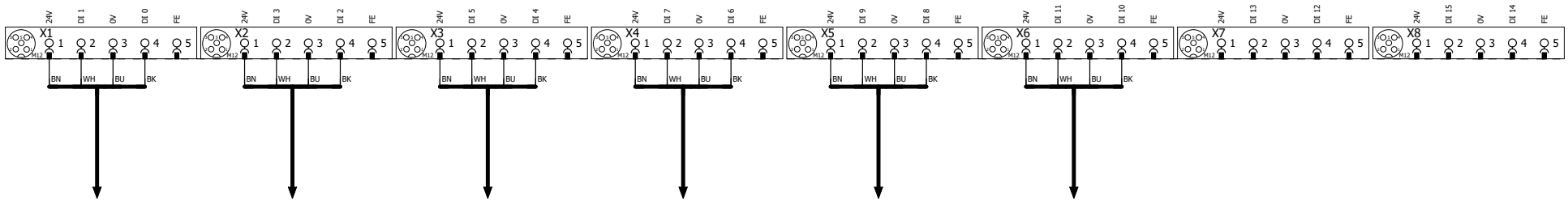

+V1GL1UQ51UQ3.3-W1
=V1GL1UQ51UQ3+.GL1UQ51UQ3/1.4

+V1GL1UQ51UQ4.1-W1
=V1GL1UQ51UQ4+.GL1UQ51UQ4/1.1

+V1GL1UQ51UQ4.2-W1
=V1GL1UQ51UQ4+.GL1UQ51UQ4/1.2

+V1GL1UQ51UQ4.3-W1
=V1GL1UQ51UQ4+.GL1UQ51UQ4/1.4

+V1GL1UQ51UQ4.4-W1
=V1GL1UQ51UQ4+.GL1UQ51UQ4/1.5

+V1GL1UQ51UQ4.5-W1
=V1GL1UQ51UQ4+.GL1UQ51UQ4/1.7

1 3

			Date	12/2/2022	Volvo Trucks North America		Valiant TMS	I/O MOD. DI16 (8 x M12) FOR VTSA-F	Drawing name: =2V05&EFS-EL	= V1GL1UQ51KF1
			Ed.	MKLEPADLO						+ V1GL1UQ51
			Appr		P6700 Firewall - Cell 2V05		Scale 1:1		Document type: EFS	Project nr: 22-16143
Modification	Date	Name	Original		Replacement of	Replaced by				Page 2 / 1019

-KF1.13

FESTO
CPX-M-AB-8-M12X2-5POL
549335

I2004.0	DI 0 X1:4	V1GL1UQ51-BG01	Cowl Mounting BRKT
I2004.1	DI 1 X1:2	V1GL1UQ51-BG02	Cowl Mounting BRKT
I2004.2	DI 2 X2:4	V1GL1UQ51-BG03	Cowl Mounting BRKT
I2004.3	DI 3 X2:2	V1GL1UQ51-BG04	Windshield Lower ASM
I2004.4	DI 4 X3:4	V1GL1UQ51-BG05	Windshield Lower ASM
I2004.5	DI 5 X3:2	V1GL1UQ51-BG06	Windshield Member LH
I2004.6	DI 6 X4:4	V1GL1UQ51-BG07	Windshield Member LH
I2004.7	DI 7 X4:2	V1GL1UQ51-BG08	Windshield Member RH
I2005.0	DI 8 X5:4	V1GL1UQ51-BG09	Windshield Member RH
I2005.1	DI 9 X5:2	V1GL1UQ51-BG10	Firewall ASM LHD/RHD
I2005.2	DI 10 X6:4	V1GL1UQ51-BG11	Firewall ASM LHD/RHD
I2005.3	DI 11 X6:2	V1GL1UQ51-BG12	Firewall ASM RHD
I2005.4	DI 12 X7:4	V1GL1UQ51-BG13	Lower Assembly LH
I2005.5	DI 13 X7:2	V1GL1UQ51-BG14	Lower Assembly RH
I2005.6	DI 14 X8:4	V1GL1UQ51-BG15	Lower Assembly LH
I2005.7	DI 15 X8:2	V1GL1UQ51-BG16	Lower Assembly RH

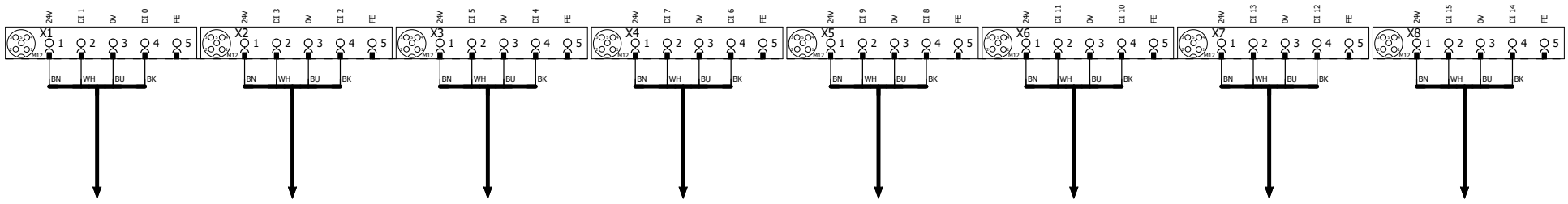

-XG1/2 =V1GL1UQ51BG0/1.1
-XG3/4 =V1GL1UQ51BG0/1.4
-XG5/6 =V1GL1UQ51BG0/1.6
-XG7/8 =V1GL1UQ51BG0/2.1
-XG9/10 =V1GL1UQ51BG0/2.4
-XG11/12 =V1GL1UQ51BG0/2.6
-XG13/14 =V1GL1UQ51BG0/3.1
-XG15/16 =V1GL1UQ51BG0/3.4

			Date	12/2/2022	Volvo Trucks North America		Valiant TMS	I/O MOD. DI16 (8 x M12) FOR VTSA-F	Drawing name: =2V05&EFS-EL	= V1GL1UQ51KF1
			Ed.	MKLEPADLO						+ V1GL1UQ51
			Appr		P6700 Firewall - Cell 2V05				Document type: EFS	Project nr: 22-16143
Modification	Date	Name	Original		Replacement of	Replaced by	Scale 1:1			Page 3 / 1019

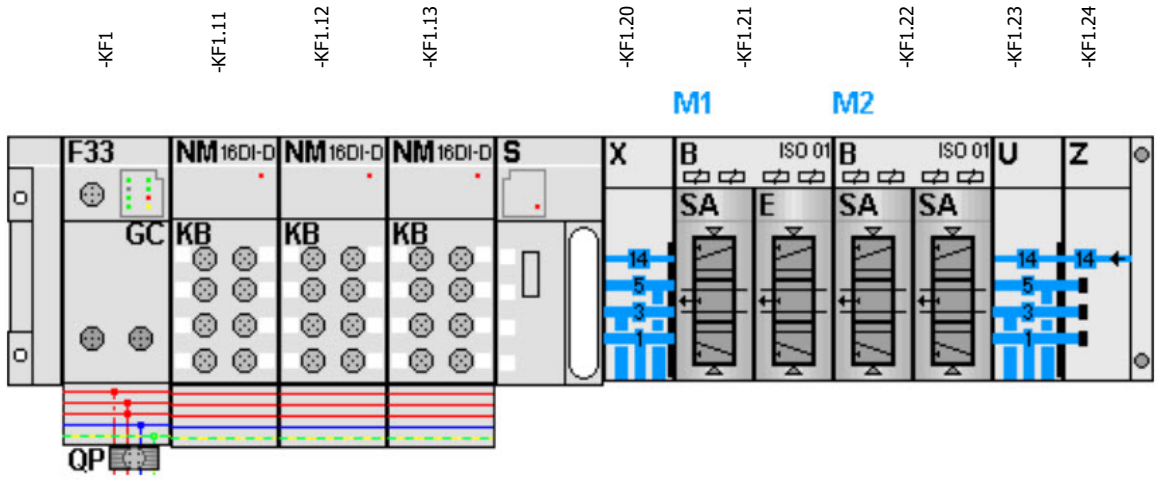

-KF1.21
=V1GL1UQ51UQ1+.GL1UQ51UQ1/1.3
=V1GL1UQ51UQ2+.GL1UQ51UQ2/1.3

FESTO

=V1GL1UQ51UQ1+.GL1UQ51UQ1/1.4	Q2000.0 DO 0 1.1	-QN1.1_Q	Shot Pins 1 (RST)
=V1GL1UQ51UQ1+.GL1UQ51UQ1/1.4	Q2000.1 DO 1 1.2	-QN1.2_Q	Shot Pins 1 (SET)
=V1GL1UQ51UQ2+.GL1UQ51UQ2/1.4	Q2000.2 DO 2 2.1	-QN2.1_Q	Clamps 2 (RST)
=V1GL1UQ51UQ2+.GL1UQ51UQ2/1.4	Q2000.3 DO 3 2.2	-QN2.2_Q	Clamps 2 (SET)

-KF1.22
=V1GL1UQ51UQ3+.GL1UQ51UQ3/1.3
=V1GL1UQ51UQ4+.GL1UQ51UQ4/1.3

FESTO

=V1GL1UQ51UQ3+.GL1UQ51UQ3/1.4	Q2000.4 DO 0 1.1	-QN3.1_Q	Shot Pins 3 (RST)
=V1GL1UQ51UQ3+.GL1UQ51UQ3/1.4	Q2000.5 DO 1 1.2	-QN3.2_Q	Shot Pins 3 (SET)
=V1GL1UQ51UQ4+.GL1UQ51UQ4/1.4	Q2000.6 DO 2 2.1	-QN4.1_Q	Clamps 4 (RST)
=V1GL1UQ51UQ4+.GL1UQ51UQ4/1.4	Q2000.7 DO 3 2.2	-QN4.2_Q	Clamps 4 (SET)

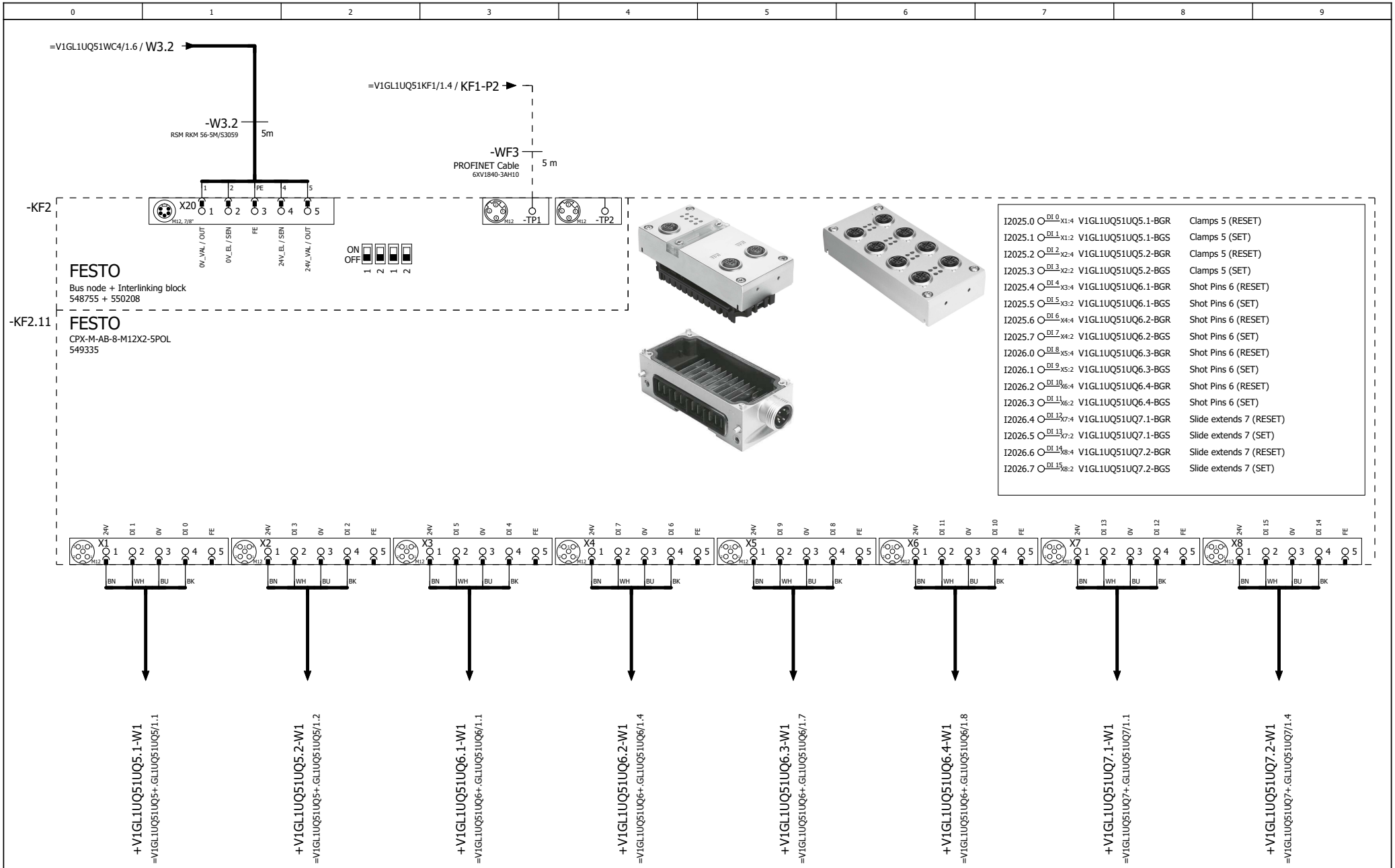

=V1GL1UQ51KF1/4

2

			Date	12/2/2022	Volvo Trucks North America	Valiant TMS	CONNECTING MOD. FOR VTSA MANIFOLD	Drawing name: =2V05&EFS-EL	= V1GL1UQ51KF2 + V1GL1UQ51
			Ed.	MKLEPADLO	P6700 Firewall - Cell 2V05				
			Appr					Document type: EFS	Project nr: 22-16143
Modification	Date	Name	Original		Replacement of / Replaced by	Scale 1:1			Page 1 / 1019

I2027.0	DI 0 X1:4	V1GL1UQ51UQ8.1-BGR	Clamps 8 (RESET)
I2027.1	DI 1 X1:2	V1GL1UQ51UQ8.1-BGS	Clamps 8 (SET)
I2027.2	DI 2 X2:4	V1GL1UQ51UQ8.2-BGR	Clamps 8 (RESET)
I2027.3	DI 3 X2:2	V1GL1UQ51UQ8.2-BGS	Clamps 8 (SET)
I2027.4	DI 4 X3:4	V1GL1UQ51UQ9.1-BGR	Clamps 9 (RESET)
I2027.5	DI 5 X3:2	V1GL1UQ51UQ9.1-BGS	Clamps 9 (SET)
I2027.6	DI 6 X4:4	V1GL1UQ51UQ9.2-BGR	Clamps 9 (RESET)
I2027.7	DI 7 X4:2	V1GL1UQ51UQ9.2-BGS	Clamps 9 (SET)
I2028.0	DI 8 X5:4	V1GL1UQ51UQ10.1-BGR	Clamps 10 (RESET)
I2028.1	DI 9 X5:2	V1GL1UQ51UQ10.1-BGS	Clamps 10 (SET)
I2028.2	DI 10 X6:4	V1GL1UQ51UQ10.2-BGR	Clamps 10 (RESET)
I2028.3	DI 11 X6:2	V1GL1UQ51UQ10.2-BGS	Clamps 10 (SET)
I2028.4	DI 12 X7:4	V1GL1UQ51UQ10.3-BGR	Clamps 10 (RESET)
I2028.5	DI 13 X7:2	V1GL1UQ51UQ10.3-BGS	Clamps 10 (SET)
I2028.6	DI 14 X8:4	V1GL1UQ51UQ11.1-BGR	Clamps 11 (RESET)
I2028.7	DI 15 X8:2	V1GL1UQ51UQ11.1-BGS	Clamps 11 (SET)

-KF1.12

FESTO

CPX-M-AB-8-M12X2-5POL
549335

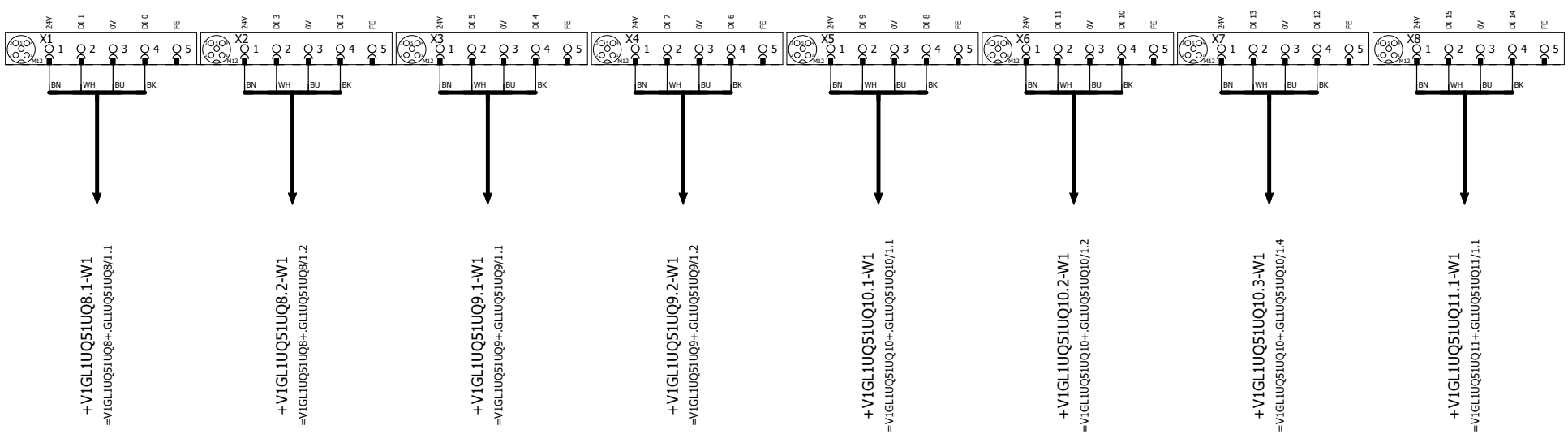

1 3

			Date	12/2/2022	Volvo Trucks North America	Valiant TMS	I/O MOD. DI16 (8 x M12) FOR VTSA-F	Drawing name: =2V05&EFS-EL	= V1GL1UQ51KF2 + V1GL1UQ51
			Ed.	MKLEPADLO	P6700 Firewall - Cell 2V05				
			Appr					Document type: EFS	Project nr: 22-16143
Modification	Date	Name	Original		Replacement of / Replaced by	Scale 1:1			Page 2 / 1019

I2029.0	DI 0 X1:4	V1GL1UQ51UQ11.2-BGR	Clamps 11 (RESET)
I2029.1	DI 1 X1:2	V1GL1UQ51UQ11.2-BGR	Clamps 11 (SET)
I2029.2	DI 2 X2:4	V1GL1UQ51UQ11.3-BGR	Clamps 11 (RESET)
I2029.3	DI 3 X2:2	V1GL1UQ51UQ11.3-BGR	Clamps 11 (SET)
I2029.4	DI 4 X3:4	V1GL1UQ51UQ11.4-BGR	Clamps 11 (RESET)
I2029.5	DI 5 X3:2	V1GL1UQ51UQ11.4-BGR	Clamps 11 (SET)
I2029.6	DI 6 X4:4	V1GL1UQ51UQ11.5-BGR	Clamps 11 (RESET)
I2029.7	DI 7 X4:2	V1GL1UQ51UQ11.5-BGR	Clamps 11 (SET)
I2030.0	DI 8 X5:4	V1GL1UQ51UQ11.6-BGR	Clamps 11 (RESET)
I2030.1	DI 9 X5:2	V1GL1UQ51UQ11.6-BGR	Clamps 11 (SET)
I2030.2	DI 10 X6:4	V1GL1UQ51UQ12.1-BGR	Guide Cyl (RESET)
I2030.3	DI 11 X6:2	V1GL1UQ51UQ12.1-BGR	Guide Cyl (SET)
I2030.4	DI 12 X7:4	V1GL1UQ51UQ12.2-BGR	Guide Cyl (RESET)
I2030.5	DI 13 X7:2	V1GL1UQ51UQ12.2-BGR	Guide Cyl (SET)
I2030.6	DI 14 X8:4	I2030.6	Spare
I2030.7	DI 15 X8:2	I2030.7	Spare

-KF1.13

FESTO

CPX-M-AB-8-M12X2-5POL

549335

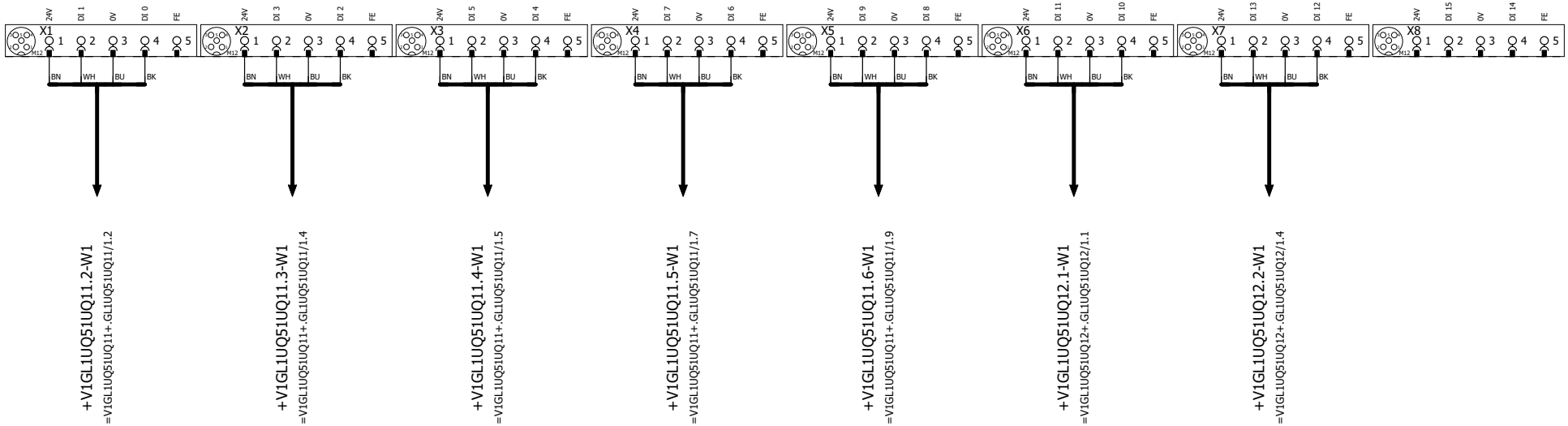

2 4

			Date	12/2/2022	Volvo Trucks North America	Valiant TMS	I/O MOD. DI16 (8 x M12) FOR VTSA-F	Drawing name: =2V05&EFS-EL	= V1GL1UQ51KF2 + V1GL1UQ51
			Ed.	MKLEPADLO	P6700 Firewall - Cell 2V05				
			Appr					Document type: EFS	Project nr: 22-16143
Modification	Date	Name	Original		Replacement of / Replaced by	Scale 1:1			Page 3 / 1019

I2031.0 DI 0 X1:4	V1GL1UQ51-BG17	Console Strut LH
I2031.1 DI 1 X1:2	V1GL1UQ51-BG18	Console Strut LH
I2031.2 DI 2 X2:4	V1GL1UQ51-BG19	Console Strut RH
I2031.3 DI 3 X2:2	V1GL1UQ51-BG20	Console Strut RH
I2031.4 DI 4 X3:4	V1GL1UQ51-BG21	End Cap LH
I2031.5 DI 5 X3:2	V1GL1UQ51-BG22	End Cap LH
I2031.6 DI 6 X4:4	V1GL1UQ51-BG23	End Cap RH
I2031.7 DI 7 X4:2	V1GL1UQ51-BG24	End Cap RH
I2032.0 DI 8 X5:4	V1GL1UQ51-BG25	STG Column Spacer ASM LH Side
I2032.1 DI 9 X5:2	V1GL1UQ51-BG26	STG Column Spacer ASM LH Side
I2032.2 DI 10 X6:4	V1GL1UQ51-BG27	STG Column Spacer ASM RH Side
I2032.3 DI 11 X6:2	V1GL1UQ51-BG28	STG Column Spacer ASM RH Side
I2032.4 DI 12 X7:4	V1GL1UQ51-BG29	Windshield Assembly
I2032.5 DI 13 X7:2	V1GL1UQ51-BG30	Windshield Assembly
I2032.6 DI 14 X8:4	I2032.6	Spare
I2032.7 DI 15 X8:2	I2032.7	Spare

-KF1.14

FESTO
CPX-M-AB-8-M12X2-5POL
549335

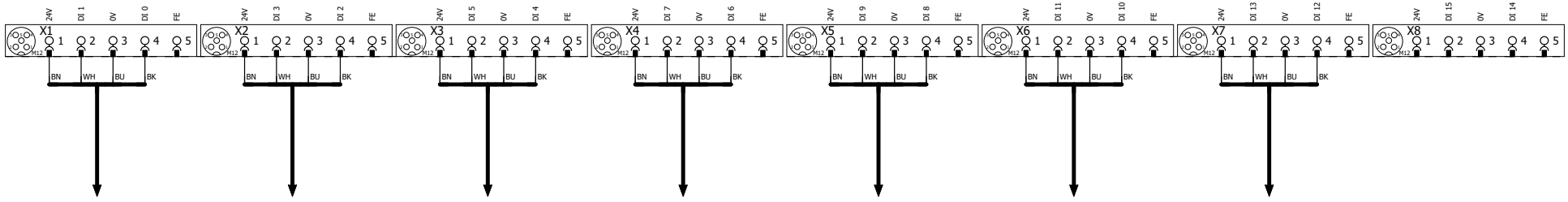

-XG17/18 =V1GL1UQ51BG0/3.6

-XG19/20 =V1GL1UQ51BG0/4.1

-XG21/22 =V1GL1UQ51BG0/4.4

-XG23/24 =V1GL1UQ51BG0/4.6

-XG25/26 =V1GL1UQ51BG0/5.1

-XG27/28 =V1GL1UQ51BG0/5.4

-XG29/30 =V1GL1UQ51BG0/5.6

3 6

			Date	12/2/2022	Volvo Trucks North America	Valiant TMS	I/O MOD. DI16 (8 x M12) FOR VTSA-F	Drawing name: =2V05&EFS-EL	= V1GL1UQ51KF2	
			Ed.	MKLEPADLO					+ V1GL1UQ51	
			Appr		P6700 Firewall - Cell 2V05			Document type: EFS	Project nr: 22-16143	Page 4
Modification	Date	Name	Original		Replacement of	Replaced by	Scale 1:1			1019

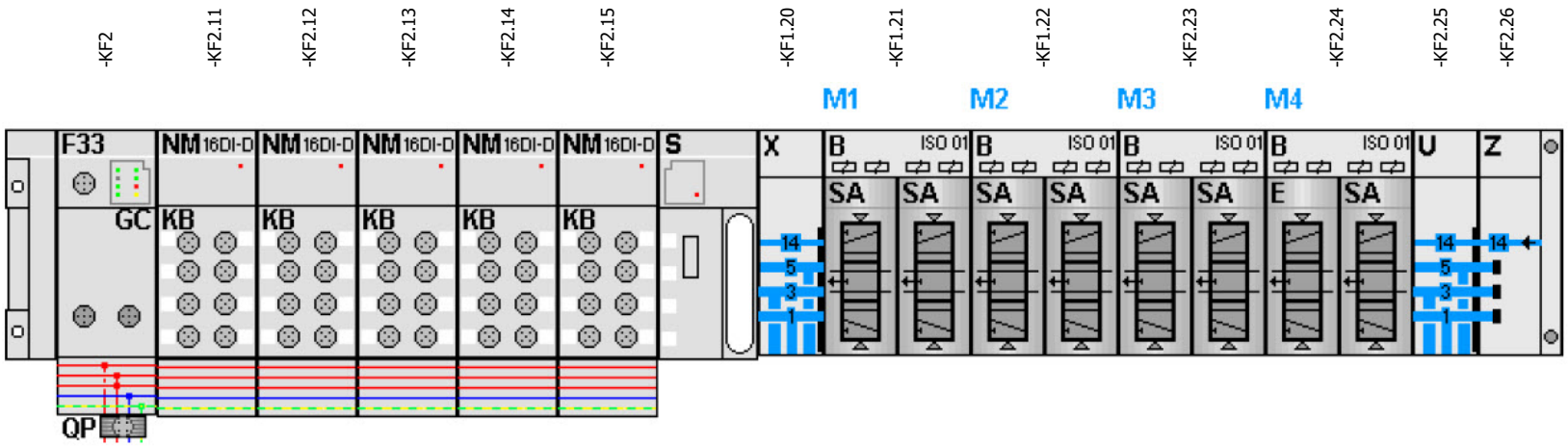

-KF2.21
=V1GL1UQ51UQ5+.GL1UQ51UQ5/1.3
=V1GL1UQ51UQ6+.GL1UQ51UQ6/1.3

FESTO

=V1GL1UQ51UQ5+.GL1UQ51UQ5/1.4	Q2025.0 DO 0 1.1	-QN5.1_Q	Clamps 5 (RST)
=V1GL1UQ51UQ5+.GL1UQ51UQ5/1.4	Q2025.1 DO 1 1.2	-QN5.2_Q	Clamps 5 (SET)
=V1GL1UQ51UQ6+.GL1UQ51UQ6/1.4	Q2025.2 DO 2 2.1	-QN6.1_Q	Shot Pins 6 (RST)
=V1GL1UQ51UQ6+.GL1UQ51UQ6/1.4	Q2025.3 DO 3 2.2	-QN6.2_Q	Shot Pins 6 (SET)

-KF2.22
=V1GL1UQ51UQ7+.GL1UQ51UQ7/1.3
=V1GL1UQ51UQ8+.GL1UQ51UQ8/1.3

FESTO

=V1GL1UQ51UQ7+.GL1UQ51UQ7/1.4	Q2025.4 DO 0 1.1	-QN7.1_Q	Slide Cylinders (RST)
=V1GL1UQ51UQ7+.GL1UQ51UQ7/1.4	Q2025.5 DO 1 1.2	-QN7.2_Q	Slide Cylinders (SET)
=V1GL1UQ51UQ8+.GL1UQ51UQ8/1.4	Q2025.6 DO 2 2.1	-QN8.1_Q	Clamps 8 (RST)
=V1GL1UQ51UQ8+.GL1UQ51UQ8/1.4	Q2025.7 DO 3 2.2	-QN8.2_Q	Clamps 8 (SET)

-KF2.23
=V1GL1UQ51UQ9+.GL1UQ51UQ9/1.3
=V1GL1UQ51UQ10+.GL1UQ51UQ10/1.3

FESTO

=V1GL1UQ51UQ9+.GL1UQ51UQ9/1.4	Q2026.0 DO 0 1.1	-QN9.1_Q	Clamps 9 (RST)
=V1GL1UQ51UQ9+.GL1UQ51UQ9/1.4	Q2026.1 DO 1 1.2	-QN9.2_Q	Clamps 9 (SET)
=V1GL1UQ51UQ10+.GL1UQ51UQ10/1.4	Q2026.2 DO 0 2.1	-QN10.1_Q	Clamps 10 (RST)
=V1GL1UQ51UQ10+.GL1UQ51UQ10/1.4	Q2026.3 DO 1 2.2	-QN10.2_Q	Clamps 10 (SET)

-KF2.24
=V1GL1UQ51UQ11+.GL1UQ51UQ11/1.3
=V1GL1UQ51UQ12+.GL1UQ51UQ12/1.3

FESTO

=V1GL1UQ51UQ11+.GL1UQ51UQ11/1.4	Q2026.4 DO 0 1.1	-QN11.1_Q	Clamps 11 (RST)
=V1GL1UQ51UQ11+.GL1UQ51UQ11/1.4	Q2026.5 DO 1 1.2	-QN11.2_Q	Clamps 11 (SET)
=V1GL1UQ51UQ12+.GL1UQ51UQ12/1.4	Q2026.6 DO 0 2.1	-QN12.1_Q	Guide Cyl (RST)
=V1GL1UQ51UQ12+.GL1UQ51UQ12/1.4	Q2026.7 DO 1 2.2	-QN12.2_Q	Guide Cyl (SET)

=V1GL1UQ51UQ1+.GL1UQ51UQ1/1

			Date	12/2/2022	Volvo Trucks North America	Valiant TMS	CONNECTING MOD. FOR FESTO DQ	Drawing name: =2V05&EFS-EL	= V1GL1UQ51KF2
			Ed.	MKLEPADLO					+ V1GL1UQ51
			Appr		P6700 Firewall - Cell 2V05	Scale 1:1		Document type: EFS	Project nr: 22-16143
Modification	Date	Name	Original		Replacement of / Replaced by				Page 6 / 1019

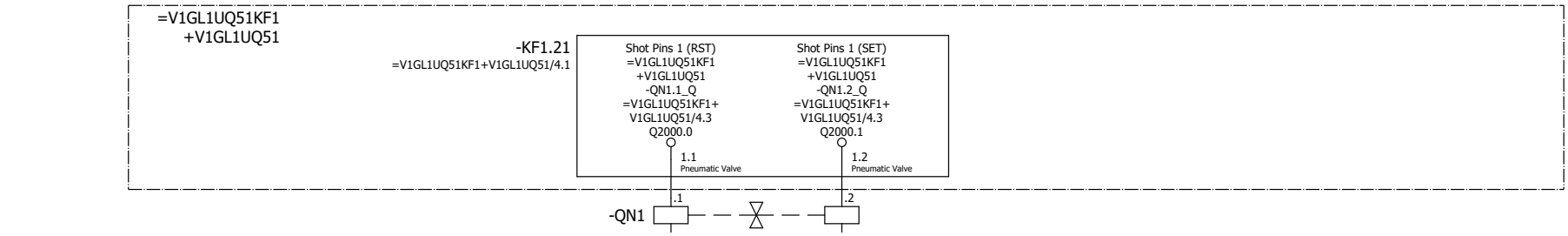

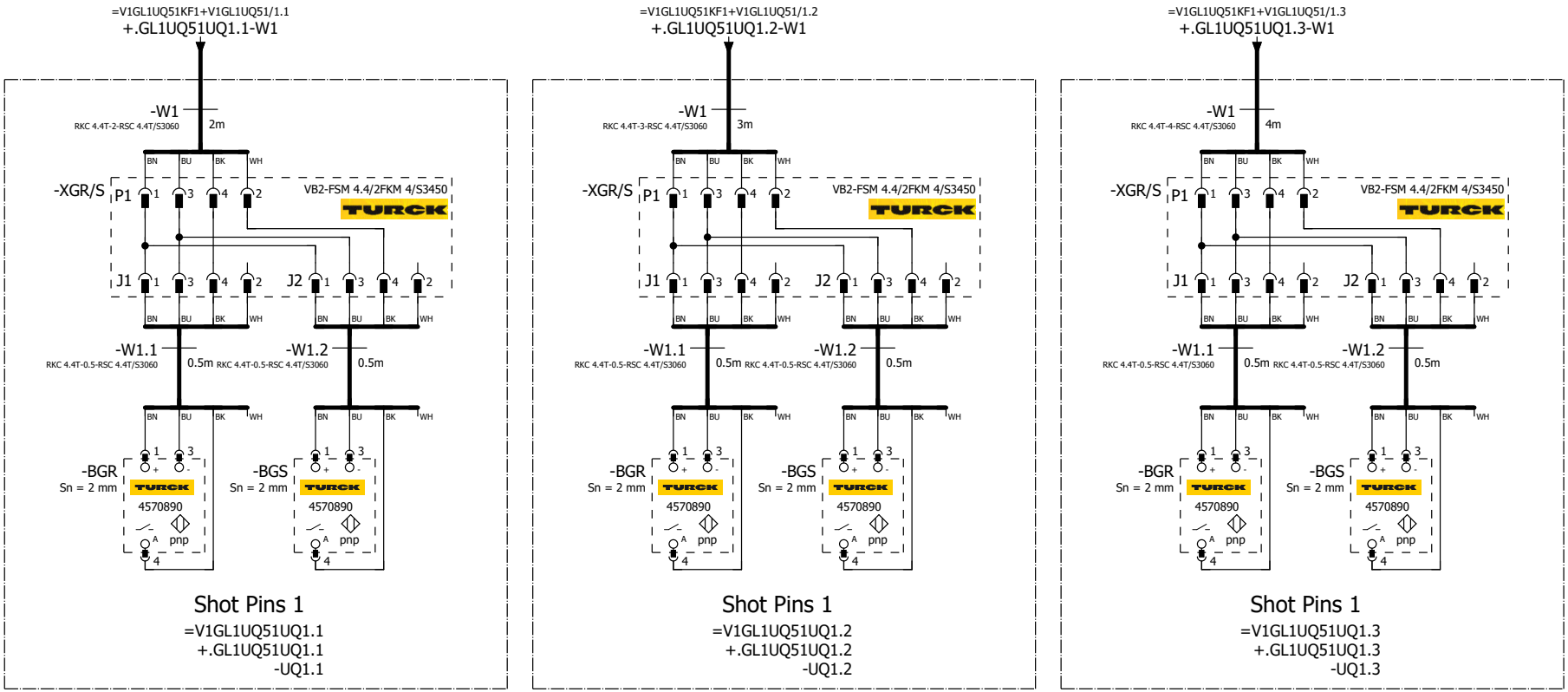

=V1GL1UQ51 -UQ1.1-BGR Shot Pins 1	=V1GL1UQ51 -UQ1.1-BGS Shot Pins 1	=V1GL1UQ51 -UQ1.2-BGR Shot Pins 1	=V1GL1UQ51 -UQ1.2-BGS Shot Pins 1
=V1GL1UQ51 -UQ1.3-BGR Shot Pins 1	=V1GL1UQ51 -UQ1.3-BGS Shot Pins 1		

=V1GL1UQ51KF2+V1GL1UQ51/6

=V1GL1UQ51UQ2+.GL1UQ51UQ2/1

			Date	11/26/2022	Volvo Trucks North America	Valiant TMS	FESTO DQ CONNECTION QN1	Drawing name: =2V05&EFS-EL	= V1GL1UQ51UQ1
			Ed.	MKLEPADLO					+ V1GL1UQ51UQ1
			Appr		P6700 Firewall - Cell 2V05			Document type: EFS	Project nr: 22-16143
Modification	Date	Name	Original		Replacement of	Replaced by	Scale 1:1		Page 1 / 1019

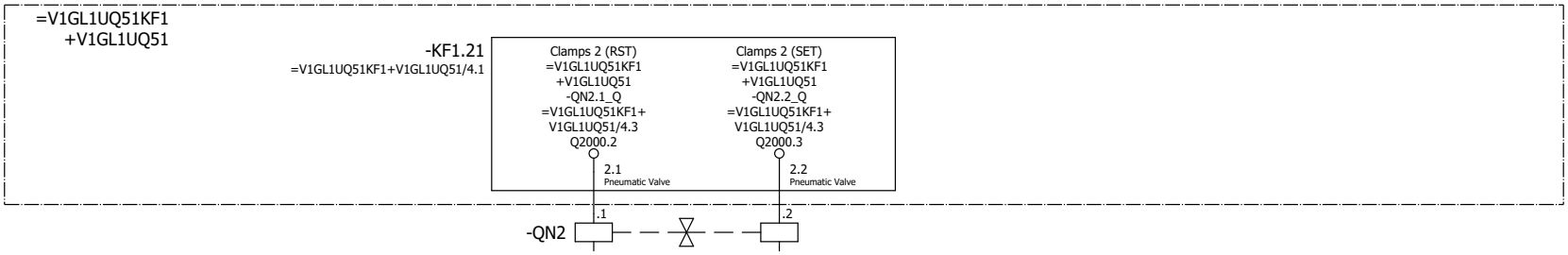

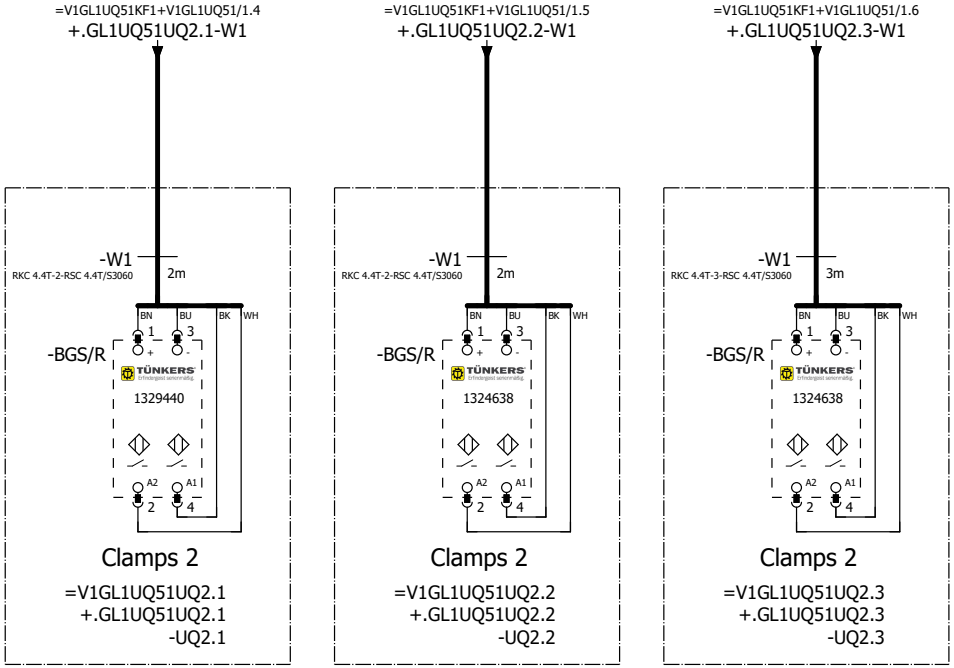

=V1GL1UQ51
-UQ2.1-BGS/R
Clamps 2

=V1GL1UQ51
-UQ2.2-BGS/R
Clamps 2

=V1GL1UQ51
-UQ2.3-BGS/R
Clamps 2

=V1GL1UQ51UQ1+.GL1UQ51UQ1/1

=V1GL1UQ51UQ3+.GL1UQ51UQ3/1

			Date	12/2/2022	Volvo Trucks North America	Valiant TMS	FESTO DQ CONNECTION QN2	Drawing name: =2V05&EFS-EL	= V1GL1UQ51UQ2	
			Ed.	MKLEPADLO					+ V1GL1UQ51UQ2	
			Appr		P6700 Firewall - Cell 2V05	Scale 1:1		Document type: EFS	Project nr: 22-16143	Page 1
Modification	Date	Name	Original		Replacement of	Replaced by				1019

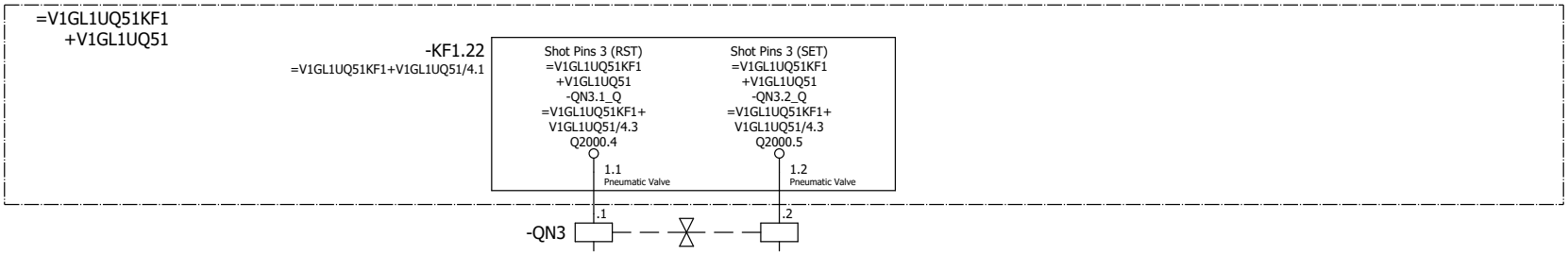

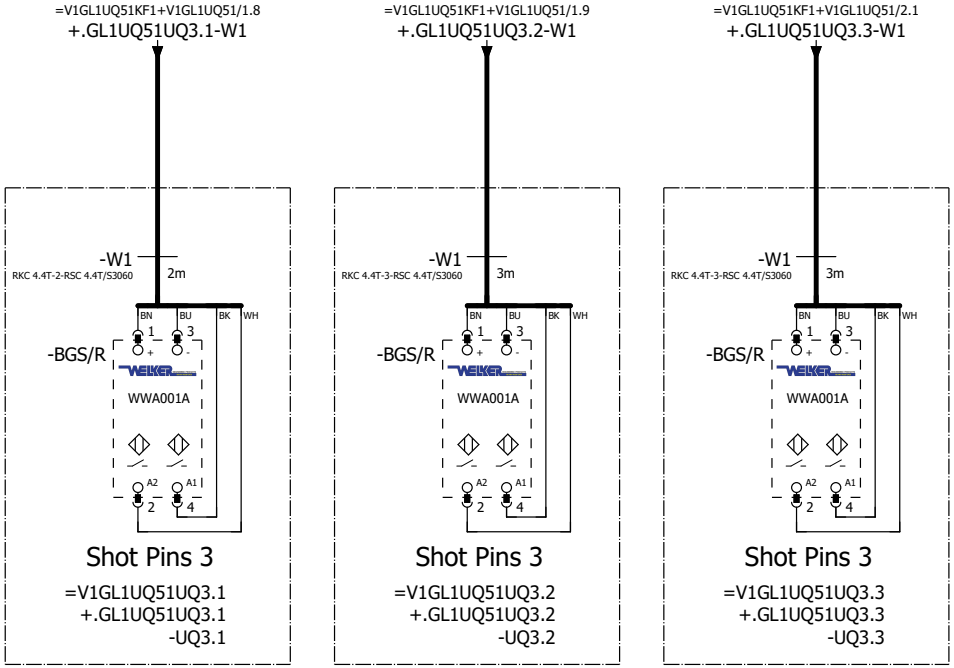

=V1GL1UQ51
-UQ3.1-BGS/R
Shot Pins 3

=V1GL1UQ51
-UQ3.2-BGS/R
Shot Pins 3

=V1GL1UQ51
-UQ3.3-BGS/R
Shot Pins 3

=V1GL1UQ51UQ2+.GL1UQ51UQ2/1

=V1GL1UQ51UQ4+.GL1UQ51UQ4/1

			Date	12/2/2022	Volvo Trucks North America	Valiant TMS	FESTO DQ CONNECTION QN3	Drawing name: =2V05&EFS-EL	= V1GL1UQ51UQ3	
			Ed.	MKLEPADLO					+ V1GL1UQ51UQ3	
			Appr		P6700 Firewall - Cell 2V05	Scale 1:1		Document type: EFS	Project nr: 22-16143	Page 1
Modification	Date	Name	Original		Replacement of	Replaced by				1019

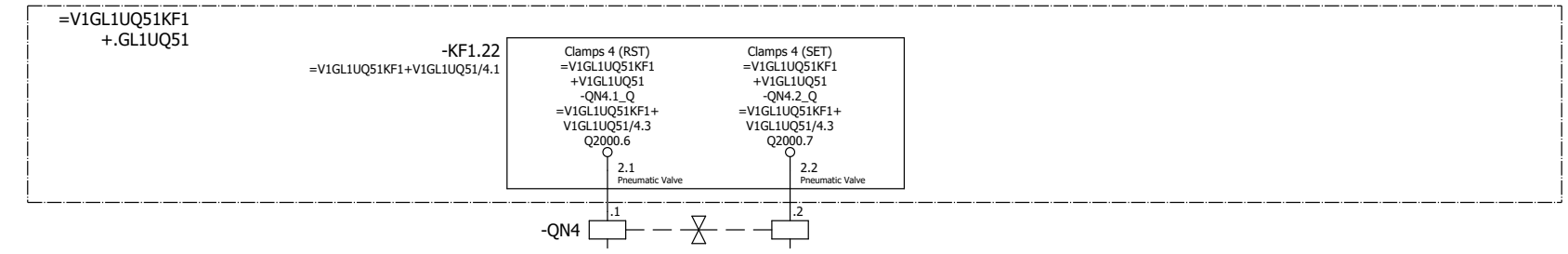

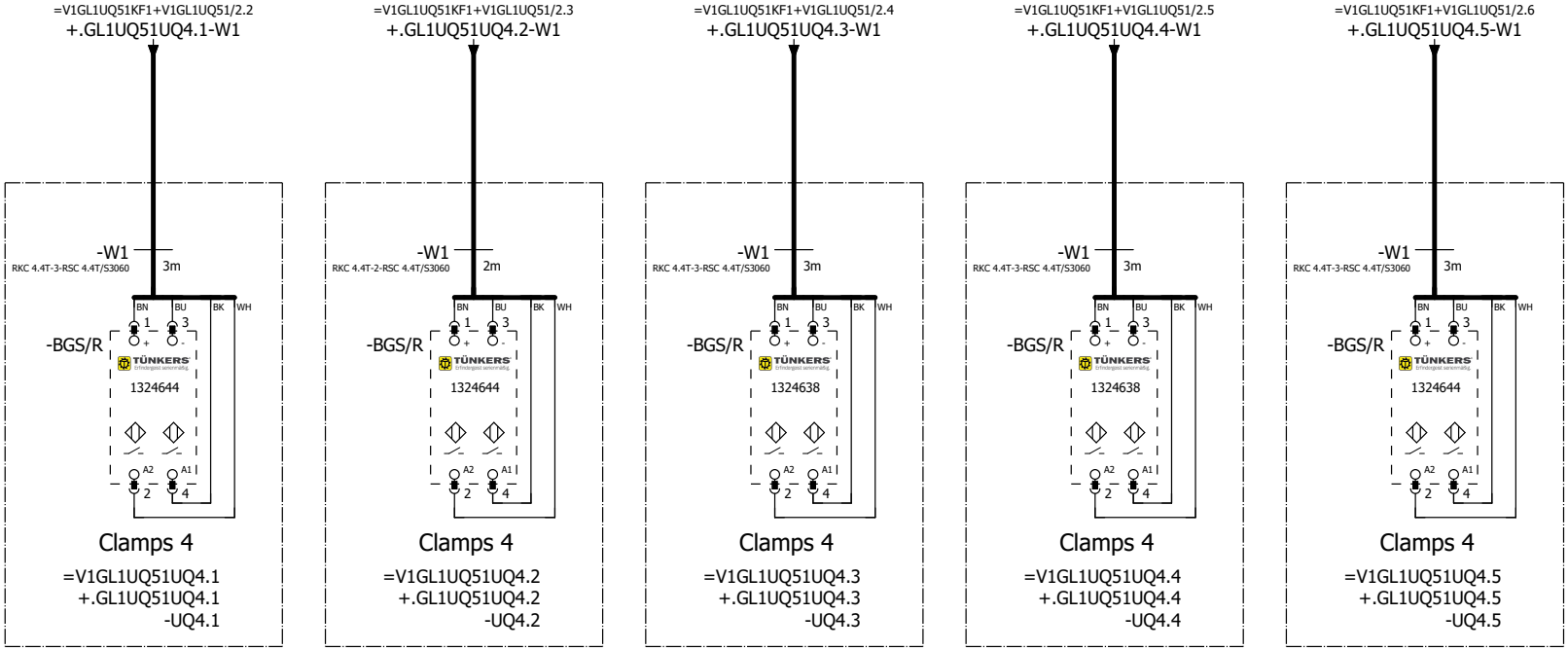

=V1GL1UQ51 -UQ4.1-BGS/R Clamps 4	=V1GL1UQ51 -UQ4.2-BGS/R Clamps 4	=V1GL1UQ51 -UQ4.3-BGS/R Clamps 4	=V1GL1UQ51 -UQ4.4-BGS/R Clamps 4	=V1GL1UQ51 -UQ4.5-BGS/R Clamps 4

=V1GL1UQ51UQ3+.GL1UQ51UQ3/1

=V1GL1UQ51UQ5+.GL1UQ51UQ5/1

			Date	12/2/2022	Volvo Trucks North America	Valiant TMS	FESTO DQ CONNECTION QN4	Drawing name: =2V05&EFS-EL	= V1GL1UQ51UQ4	
			Ed.	MKLEPADLO					+ V1GL1UQ51UQ4	
			Appr		P6700 Firewall - Cell 2V05			Document type: EFS	Project nr: 22-16143	Page 1
Modification	Date	Name	Original		Replacement of	Replaced by	Scale 1:1			1019

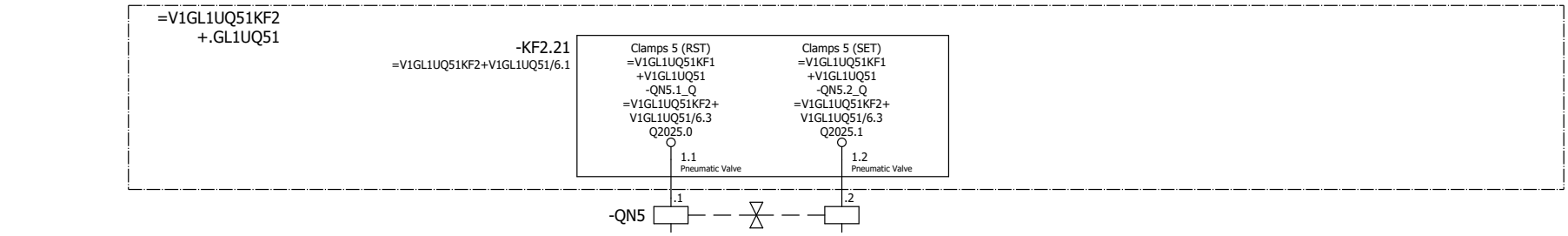

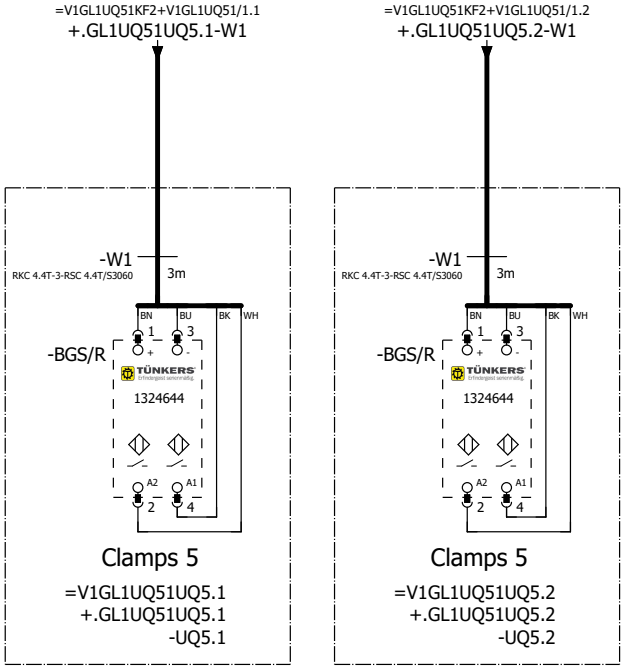

=V1GL1UQ51
-UQ5.1-BGS/R
Clamps 5

=V1GL1UQ51
-UQ5.2-BGS/R
Clamps 5

=V1GL1UQ51UQ4+.GL1UQ51UQ4/1

=V1GL1UQ51UQ6+.GL1UQ51UQ6/1

			Date	12/2/2022	Volvo Trucks North America	Valiant TMS	FESTO DQ CONNECTION QN5	Drawing name: =2V05&EFS-EL	= V1GL1UQ51UQ5
			Ed.	MKLEPADLO					+ V1GL1UQ51UQ5
			Appr		P6700 Firewall - Cell 2V05	Scale 1:1		Document type: EFS	Project nr: 22-16143
Modification	Date	Name	Original		Replacement of	Replaced by			Page 1 / 1019

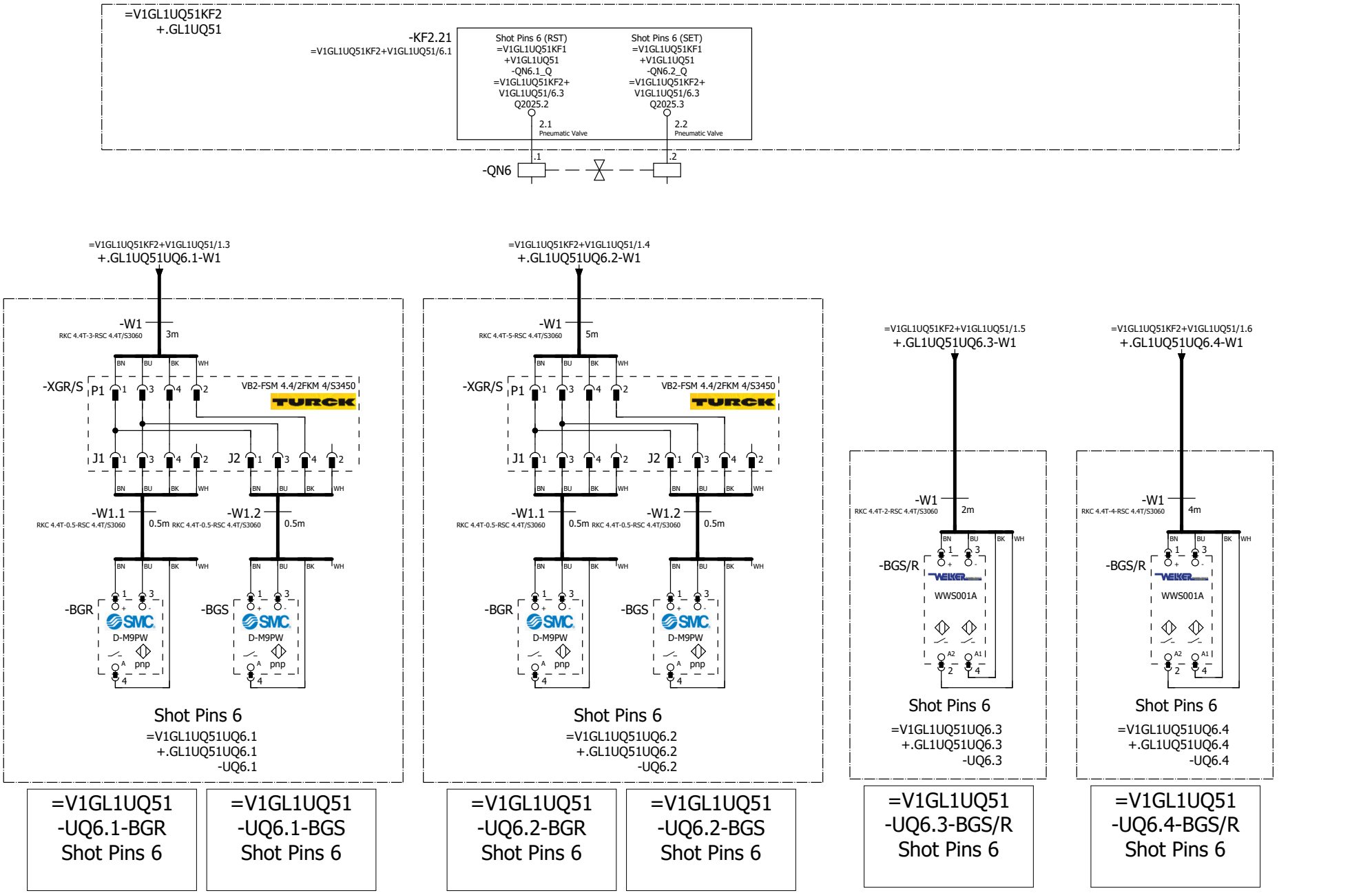

=V1GL1UQ51UQ5+.GL1UQ51UQ5/1

=V1GL1UQ51UQ7+.GL1UQ51UQ7/1

			Date	12/2/2022	Volvo Trucks North America	Valiant TMS	FESTO DQ CONNECTION QN6	Drawing name: =2V05&EFS-EL	= V1GL1UQ51UQ6	
			Ed.	MKLEPADLO					+ V1GL1UQ51UQ6	
			Appr		P6700 Firewall - Cell 2V05	Scale 1:1		Document type: EFS	Project nr: 22-16143	Page 1
Modification	Date	Name	Original		Replacement of	Replaced by				1019

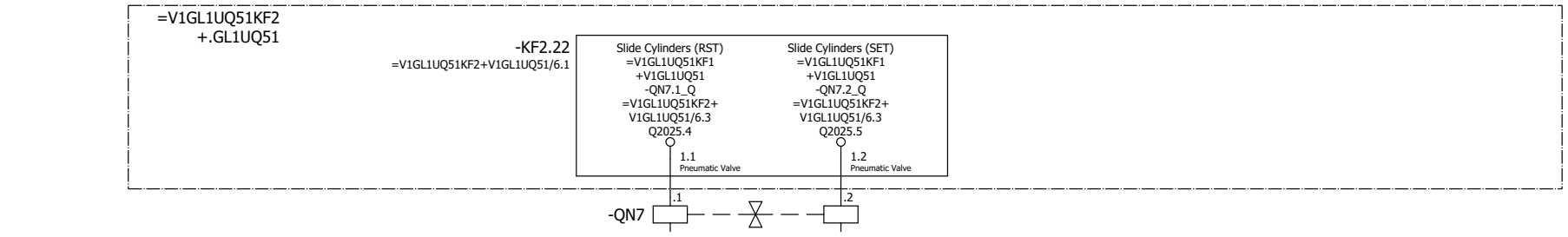

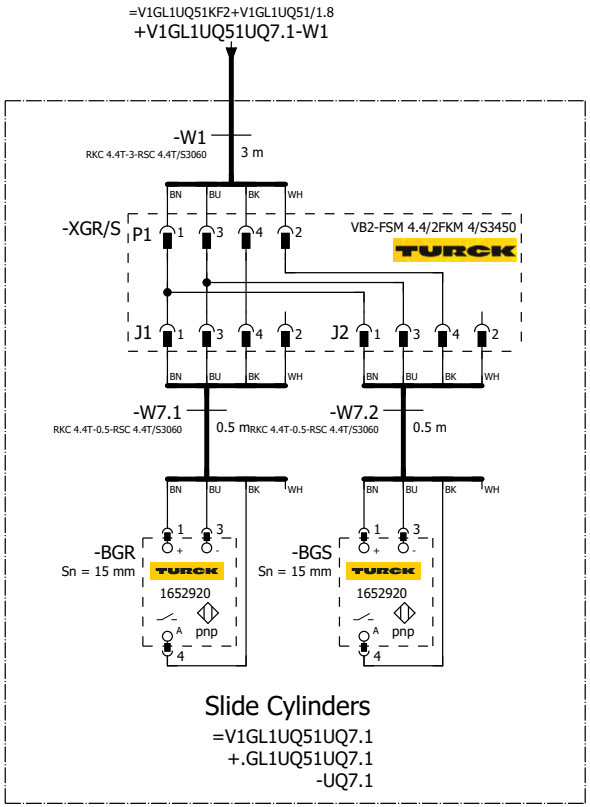

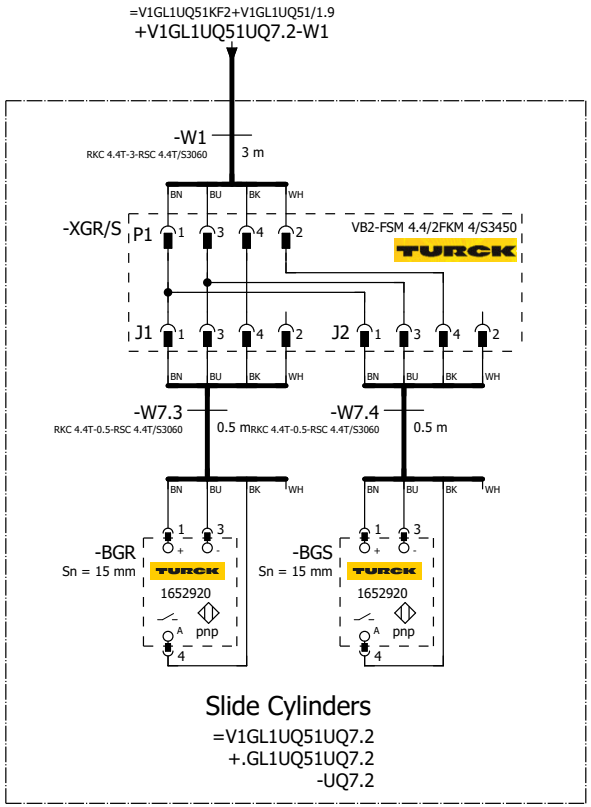

=V1GL1UQ51 -UQ7.1-BGR Slide Cylinders	=V1GL1UQ51 -UQ7.1-BGS Slide Cylinders	=V1GL1UQ51 -UQ7.2-BGR Slide Cylinders	=V1GL1UQ51 -UQ7.2-BGS Slide Cylinders

=V1GL1UQ51UQ6+.GL1UQ51UQ6/1

=V1GL1UQ51UQ8+.GL1UQ51UQ8/1

			Date	12/2/2022	Volvo Trucks North America	Valiant TMS	FESTO DQ CONNECTION QN7	Drawing name: =2V05&EFS-EL	= V1GL1UQ51UQ7 + V1GL1UQ51UQ7
			Ed.	MKLEPADLO	P6700 Firewall - Cell 2V05				
			Appr			Scale 1:1		Document type: EFS	Project nr: 22-16143
Modification	Date	Name	Original		Replacement of	Replaced by			Page 1 1019

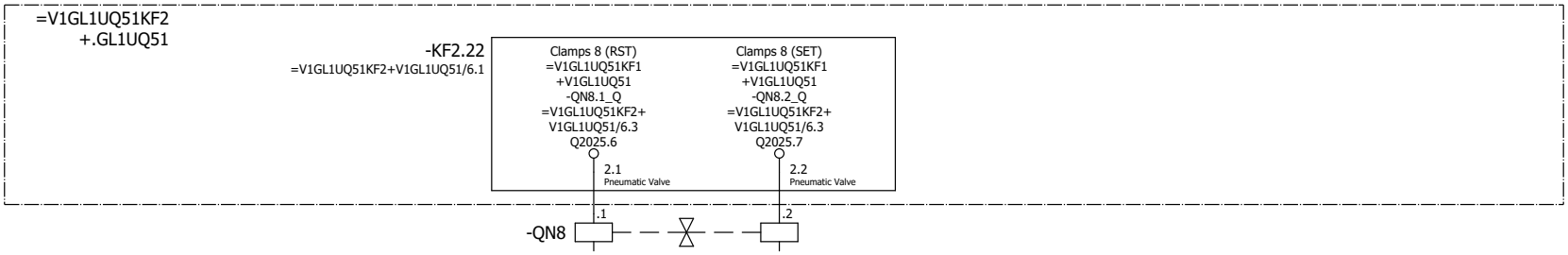

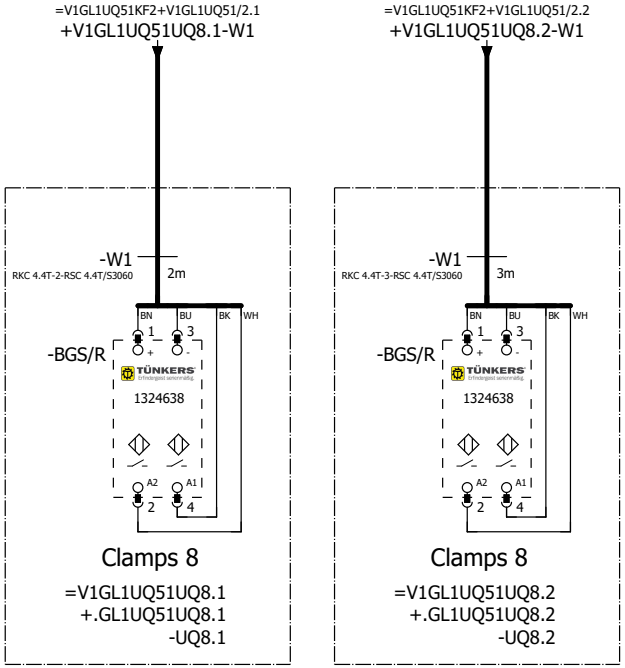

=V1GL1UQ51
-UQ8.1-BGS/R
Clamps 8

=V1GL1UQ51
-UQ8.2-BGS/R
Clamps 8

=V1GL1UQ51UQ7+.GL1UQ51UQ7/1

=V1GL1UQ51UQ9+.GL1UQ51UQ9/1

			Date	12/2/2022	Volvo Trucks North America	Valiant TMS	FESTO DQ CONNECTION QN8	Drawing name: =2V05&EFS-EL	= V1GL1UQ51UQ8	
			Ed.	MKLEPADLO					+ V1GL1UQ51UQ8	
			Appr		P6700 Firewall - Cell 2V05	Scale 1:1		Document type: EFS	Project nr: 22-16143	Page 1
Modification	Date	Name	Original		Replacement of	Replaced by				1019

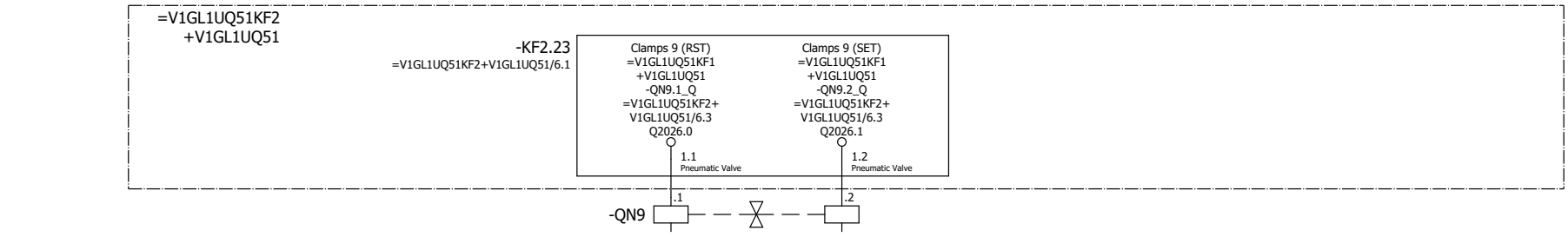

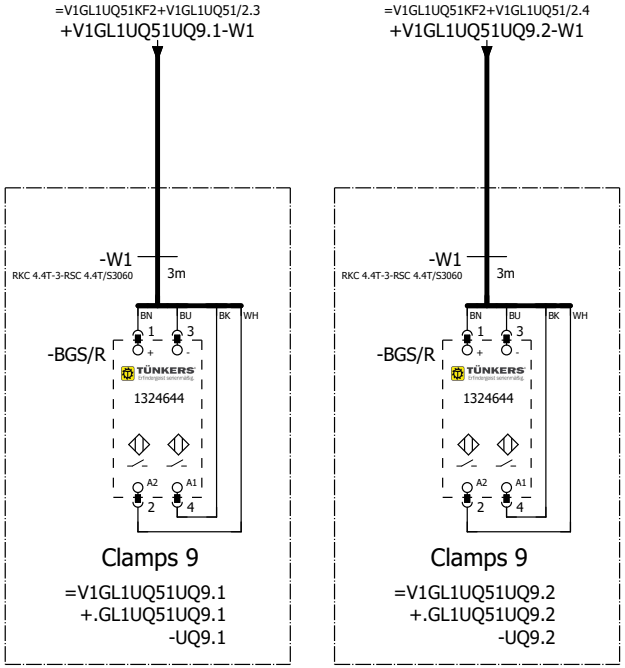

=V1GL1UQ51
-UQ9.1-BGS/R
Clamps 9

=V1GL1UQ51
-UQ9.2-BGS/R
Clamps 9

=V1GL1UQ51UQ8+.GL1UQ51UQ8/1

=V1GL1UQ51UQ10+.GL1UQ51UQ10/1

			Date	12/2/2022	Volvo Trucks North America		Valiant TMS	FESTO DQ CONNECTION QN9	Drawing name: =2V05&EFS-EL	= V1GL1UQ51UQ9	
			Ed.	MKLEPADLO						+ V1GL1UQ51UQ9	
			Appr		P6700 Firewall - Cell 2V05				Document type: EFS	Project nr: 22-16143	Page 1
Modification	Date	Name	Original		Replacement of	Replaced by	Scale 1:1				1019

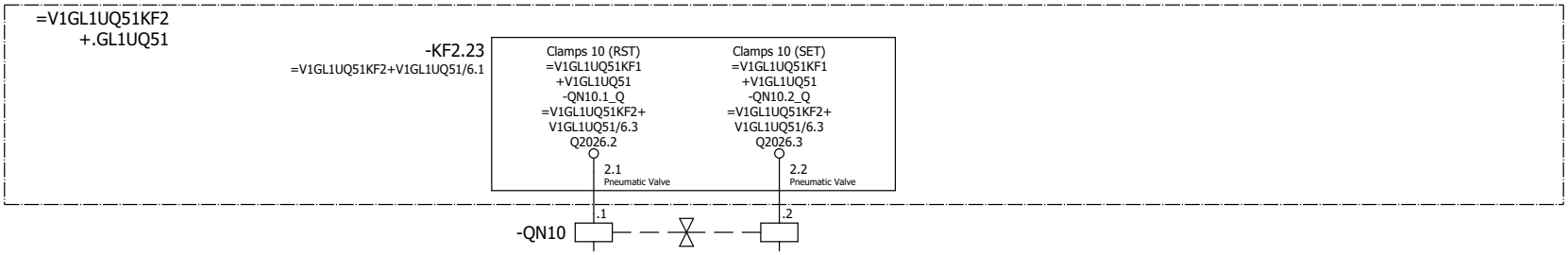

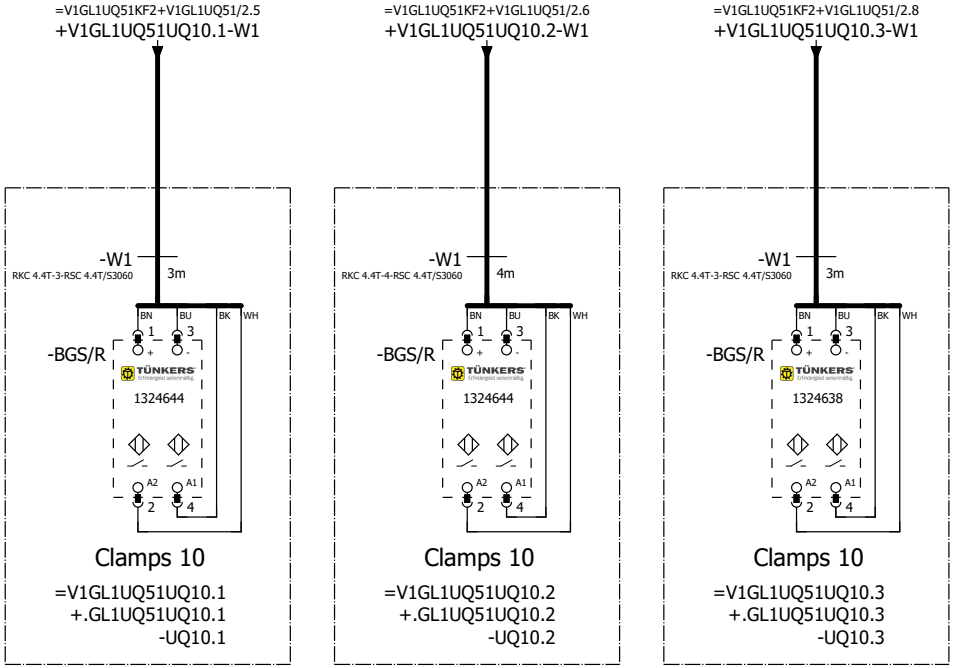

=V1GL1UQ51
-UQ10.1-BGS/R
Clamps 10

=V1GL1UQ51
-UQ10.2-BGS/R
Clamps 10

=V1GL1UQ51
-UQ10.3-BGS/R
Clamps 10

=V1GL1UQ51UQ9+.GL1UQ51UQ9/1

=V1GL1UQ51UQ11+.GL1UQ51UQ11/1

			Date	12/2/2022	Volvo Trucks North America		Valiant TMS	FESTO DQ CONNECTION QN10	Drawing name: =2V05&EFS-EL	= V1GL1UQ51UQ10	
			Ed.	MKLEPADLO						+ V1GL1UQ51UQ10	
			Appr		P6700 Firewall - Cell 2V05		Scale 1:1		Document type: EFS	Project nr: 22-16143	Page 1
Modification	Date	Name	Original		Replacement of	Replaced by					1019

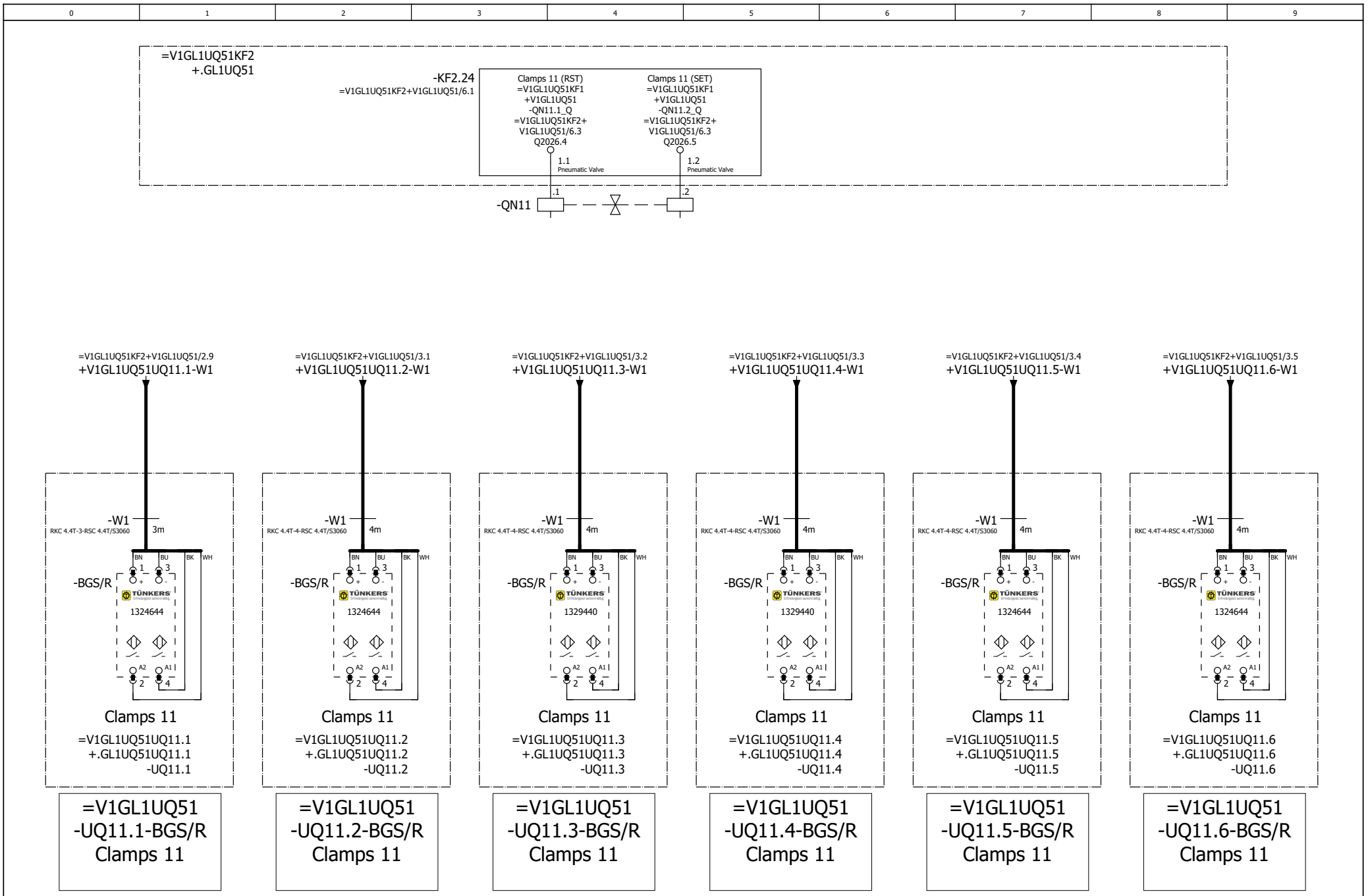

			Date	12/2/2022	Volvo Trucks North America	Valiant TMS	FESTO DQ CONNECTION QN11	Drawing name: =2V05&EFS-EL	= V1GL1UQ51UQ11	
			Ed.	MKLEPADLO					+ V1GL1UQ51UQ11	
			Appr		P6700 Firewall - Cell 2V05			Document type: EFS	Project nr: 22-16143	Page 1
Modification	Date	Name	Original		Replacement of	Replaced by	Scale 1:1			1019

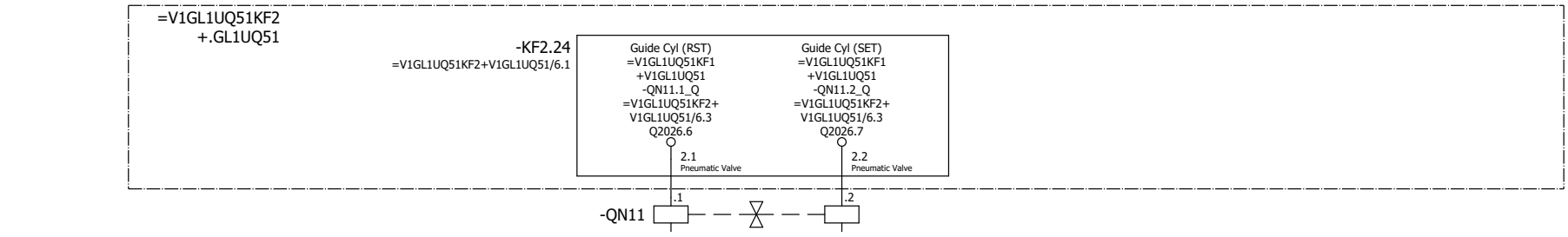

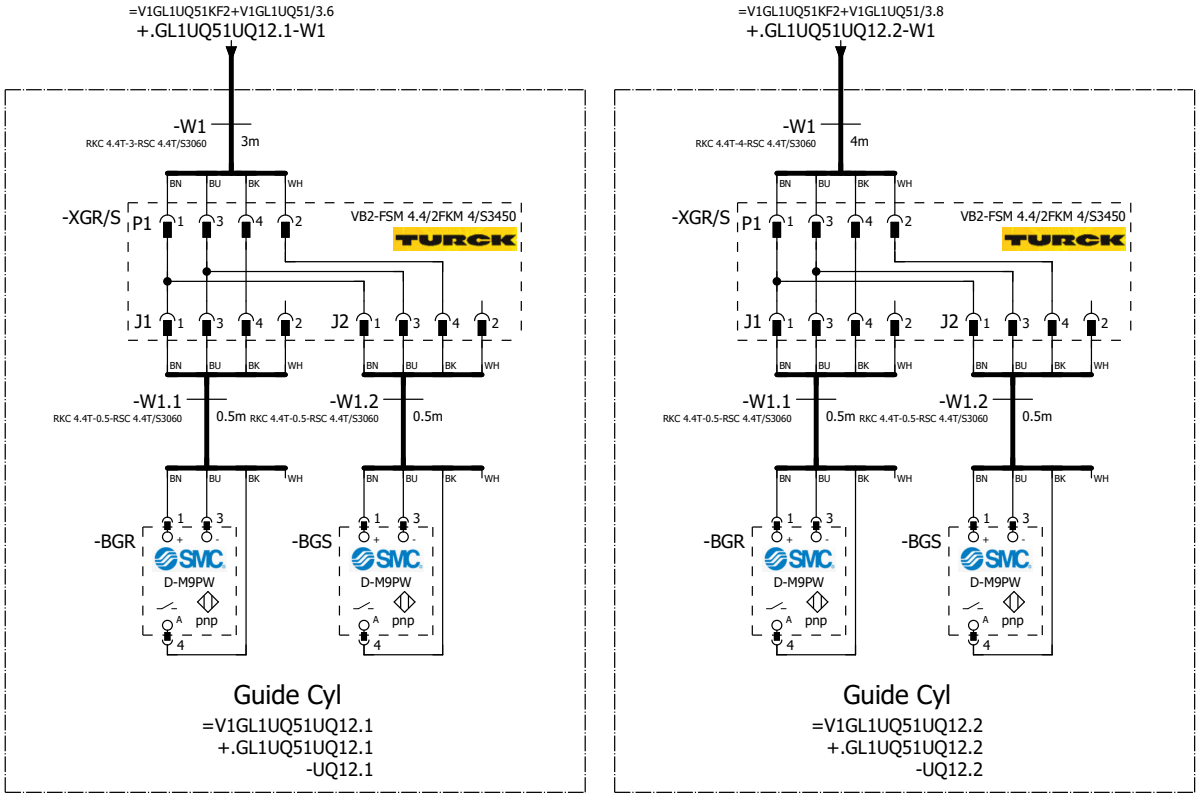

=V1GL1UQ51 -UQ12.1-BGR Guide Cyl	=V1GL1UQ51 -UQ12.1-BGS Guide Cyl	=V1GL1UQ51 -UQ12.2-BGR Guide Cyl	=V1GL1UQ51 -UQ12.2-BGS Guide Cyl

=V1GL1UQ51UQ11+.GL1UQ51UQ11/1

=V1GL1UQ51WC4+V1GL1UQ51/1

			Date	12/2/2022	Volvo Trucks North America		Valiant TMS	FESTO DQ CONNECTION QN12	Drawing name: =2V05&EFS-EL	= V1GL1UQ51UQ12	
			Ed.	MKLEPADLO						+ V1GL1UQ51UQ12	
			Appr		P6700 Firewall - Cell 2V05				Document type: EFS	Project nr: 22-16143	Page 1
Modification	Date	Name	Original		Replacement of	Replaced by	Scale 1:1				1019

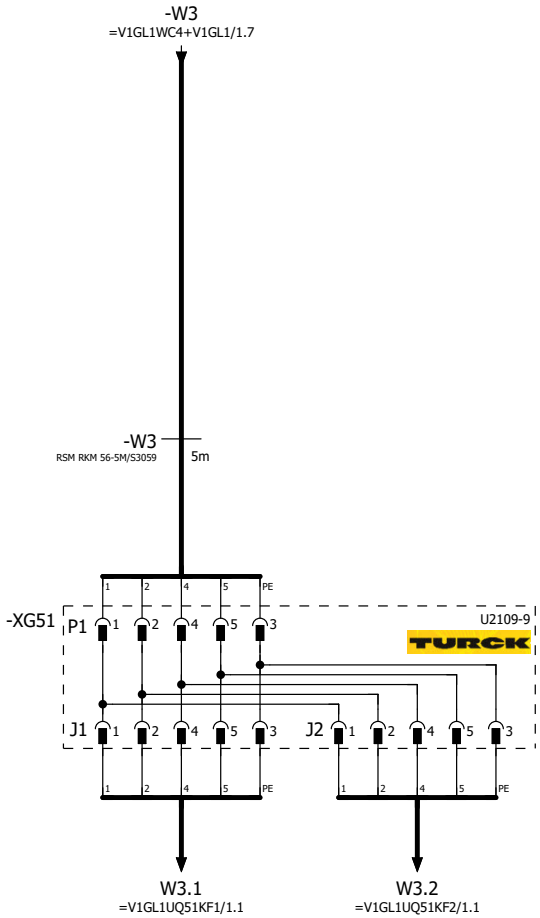

=V1GL1UQ51UQ12+.GL1UQ51UQ12/1

=V1GL1WC1+.GL1UC01/1

			Date	12/2/2022	Volvo Trucks North America		Valiant TMS	24VDC	Drawing name: =2V05&EFS-EL	= V1GL1UQ51WC4	
			Ed.	MKLEPADLO						+ V1GL1UQ51	
			Appr		P6700 Firewall - Cell 2V05				Document type: EFS	Project nr: 22-16143	Page 1
Modification	Date	Name	Original		Replacement of	Replaced by	Scale 1:1				1019

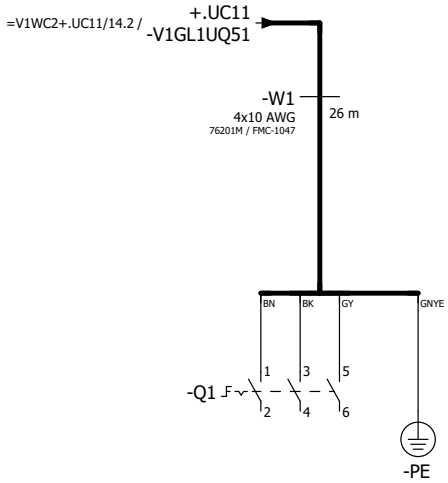

=V1GL1UQ51WC4+.GL1UQ51/1

=V1GL1WC4+V1GL1/1

			Date	11/26/2022	Volvo Trucks North America		Valiant TMS	Incoming power	Drawing name: =2V05&EFS-EL	= V1GL1WC1
			Ed.	MKLEPADLO						+ V1GL1UC01
			Appr		P6700 Firewall - Cell 2V05				Document type: EFS	Project nr: 22-16143
Modification	Date	Name	Original		Replacement of	Replaced by	Scale 1:1			Page 1 / 1019

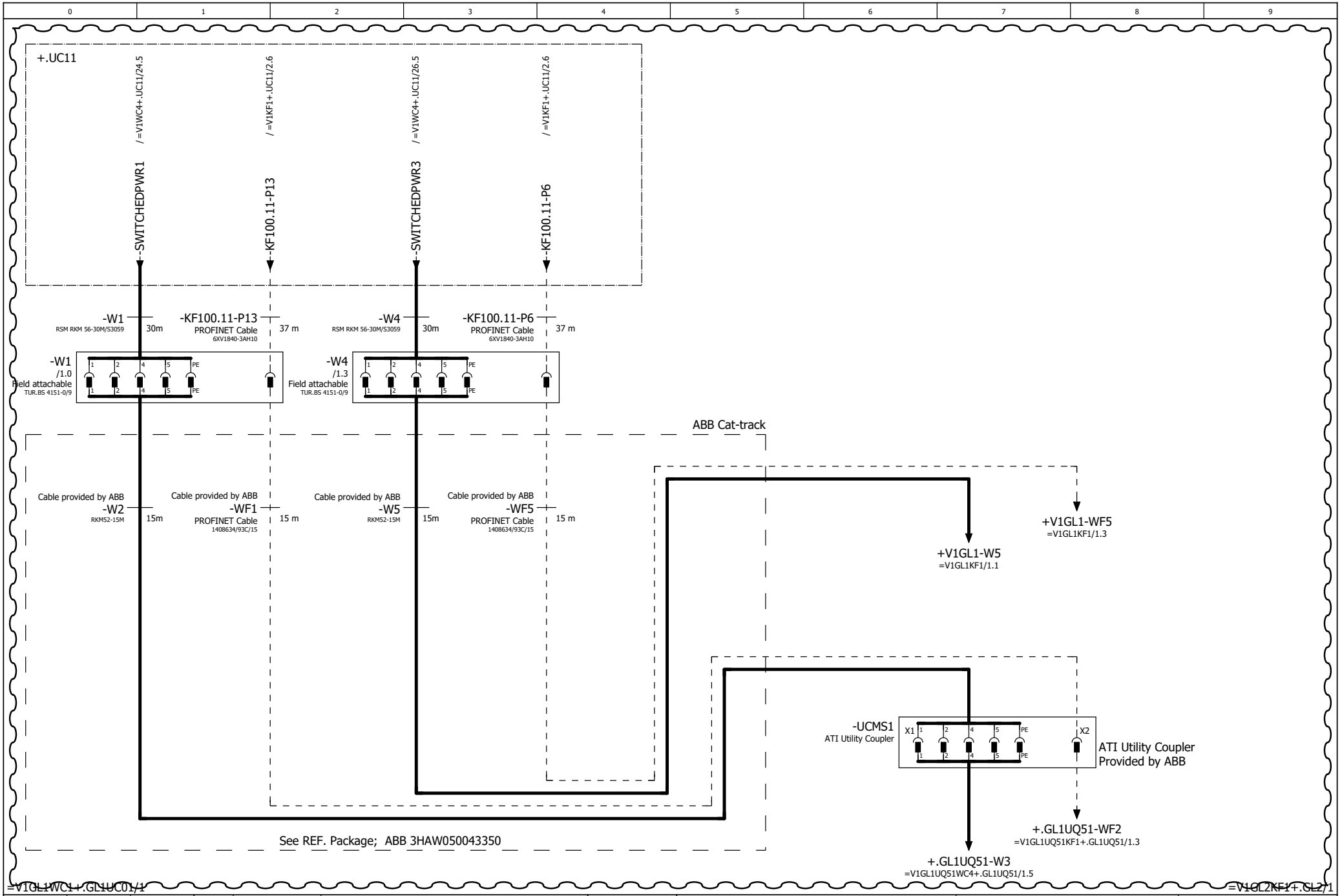

			Date	12/2/2022	Volvo Trucks North America		Valiant TMS	24VDC	Drawing name: =2V05&EFS-EL	= V1GL1WC4	
			Ed.	MKLEPADLO						+ V1GL1	
			Appr		P6700 Firewall - Cell 2V05		Scale 1:1		Document type: EFS	Project nr: 22-16143	Page 1
Modification	Date	Name	Original		Replacement of	Replaced by					1019

=V1GL2WC4/1.7 / W5

=V1GL2WC4/1.8 / -WF5

FESTO Manifold
Provided by ABB

-KF1

FESTO
Bus node + Interlinking block
548755 + 550208

-KF1.11

FESTO
CPX-AB-4-M12X2-5POL-R
541254

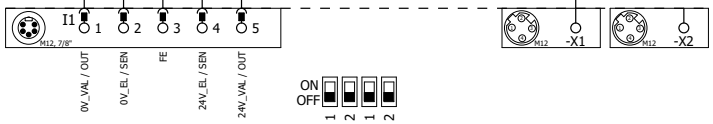

I2450.0	DI 0 X1:4	CRC1-BGR	Cylindrical Pin (RESET)
I2450.1	DI 1 X1:2	CRC1-BGS	Cylindrical Pin (SET)
I2450.2	DI 2 X2:4	CRC2-BGR	Cylindrical Pin (RESET)
I2450.3	DI 3 X2:2	CRC2-BGS	Cylindrical Pin (SET)
I2450.4	DI 4 X3:4	CRC3-BGR	Utility Coupler Guide (RESET)
I2450.5	DI 5 X3:2	CRC3-BGS	Utility Coupler Guide (SET)
I2450.6	DI 6 X4:4	CR-PP1	Pallet Detect Sensor 1
I2450.7	DI 7 X4:2	CR-PP2	Pallet Detect Sensor 2

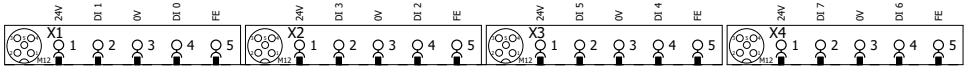

See ABB 3HAW050043350 Package for details.

			Date	12/2/2022	Volvo Trucks North America	Valiant TMS	CONNECTING MOD. FOR VTSA MANIFOLD	Drawing name: =2V05&EFS-EL	= V1GL2KF1	
			Ed.	MKLEPADLO					+ V1GL2	
			Appr		P6700 Firewall - Cell 2V05	Scale 1:1		Document type: EFS	Project nr: 22-16143	Page 1
Modification	Date	Name	Original		Replacement of	Replaced by				1019

I2451.0	DI 0 X1:4 CR-PT1	Pallet Identifier Sensor 1
I2451.1	DI 1 X1:2 CR-PT2	Pallet Identifier Sensor 2
I2451.2	DI 2 X2:4 CR-PT3	Pallet Identifier Sensor 3
I2451.3	DI 3 X2:2 I2451.3	Spare
I2451.4	DI 4 X3:4 I2451.4	Spare
I2451.5	DI 5 X3:2 I2451.5	Spare
I2451.6	DI 6 X4:4 I2451.6	Spare
I2451.7	DI 7 X4:2 I2451.7	Spare

-KF1.12

FESTO

CPX-AB-4-M12X2-5POL-R

541254

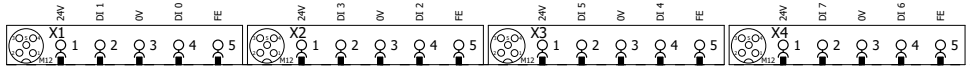

See ABB 3HAW050043350 Package for details.

1 3

			Date	12/2/2022	Volvo Trucks North America	Valiant TMS	I/O MOD. DI8 (4 x M12) FOR VTSA-F	Drawing name: =2V05&EFS-EL	= V1GL2KF1	
			Ed.	MKLEPADLO					+ V1GL2	
			Appr		P6700 Firewall - Cell 2V05	Scale 1:1		Document type: EFS	Project nr: 22-16143	Page 2
Modification	Date	Name	Original		Replacement of / Replaced by					1019

Q2455.0	DO 0 X1:4	Q2455.0	Spare
Q2455.1	DO 1 X1:2	Q2455.1	Spare
Q2455.2	DO 2 X2:4	Q2455.2	Spare
Q2455.3	DO 3 X2:2	Q2455.3	Spare
Q2455.4	DO 4 X3:4	Q2455.4	Spare
Q2455.5	DO 5 X3:2	Q2455.5	Spare
Q2455.6	DO 6 X4:4	Q2455.6	Spare
Q2455.7	DO 7 X4:2	Q2455.7	Spare

KF1.13

FESTO

CPX-AB-4-M12X2-5POL-R
541254

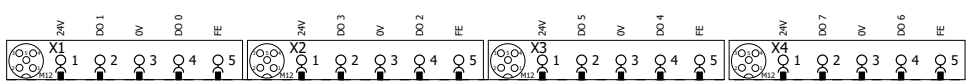

See ABB 3HAW050043350 Package for details.

2 4

			Date	12/2/2022	Volvo Trucks North America	Valiant TMS	I/O MOD. DO8 (4 x M12) FOR VTSA-F	Drawing name: =2V05&EFS-EL	= V1GL2KF1 + V1GL2
			Ed.	MKLEPADLO	P6700 Firewall - Cell 2V05				
			Appr					Document type: EFS	Project nr: 22-16143	Page 3
Modification	Date	Name	Original		Replacement of / Replaced by	Scale 1:1			1019

-KF1 -KF1.11 -KF1.12 -KF1.13 -KF1.20 -KF1.21 -KF1.22

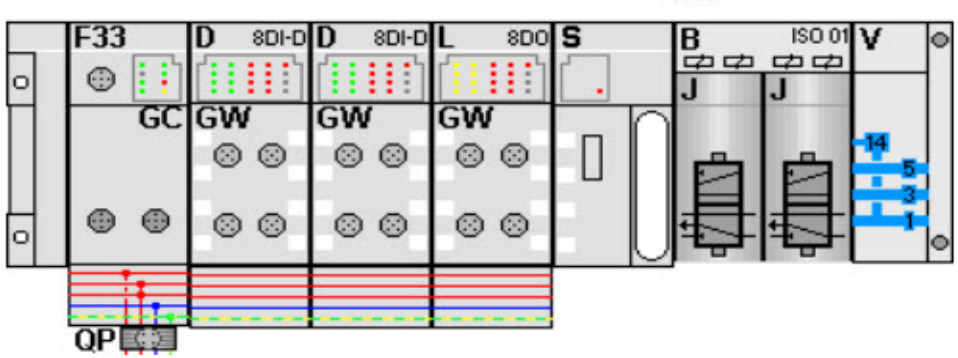

-KF1.21

FESTO

Q2450.0	DO 0 1.1	-QN1.1_Q	Pin Cylinder (RESET)
Q2450.1	DO 1 1.2	-QN1.2_Q	Pin Cylinder (SET)
Q2450.2	DO 2 2.1	-QN2.1_Q	Utility Coupler Guide Cylinder (RESET)
Q2450.3	DO 3 2.2	-QN2.2_Q	Utility Coupler Guide Cylinder (SET)

See ABB 3HAW050043350 Package for details.

			Date	12/2/2022	Volvo Trucks North America		Valiant TMS	CONNECTING MOD. FOR FESTO DQ	Drawing name: =2V05&EFS-EL	= V1GL2KF1	
			Ed.	MKLEPADLO						+ V1GL2	
			Appr		P6700 Firewall - Cell 2V05		Scale 1:1		Document type: EFS	Project nr: 22-16143	Page 4
Modification	Date	Name	Original		Replacement of	Replaced by					1019

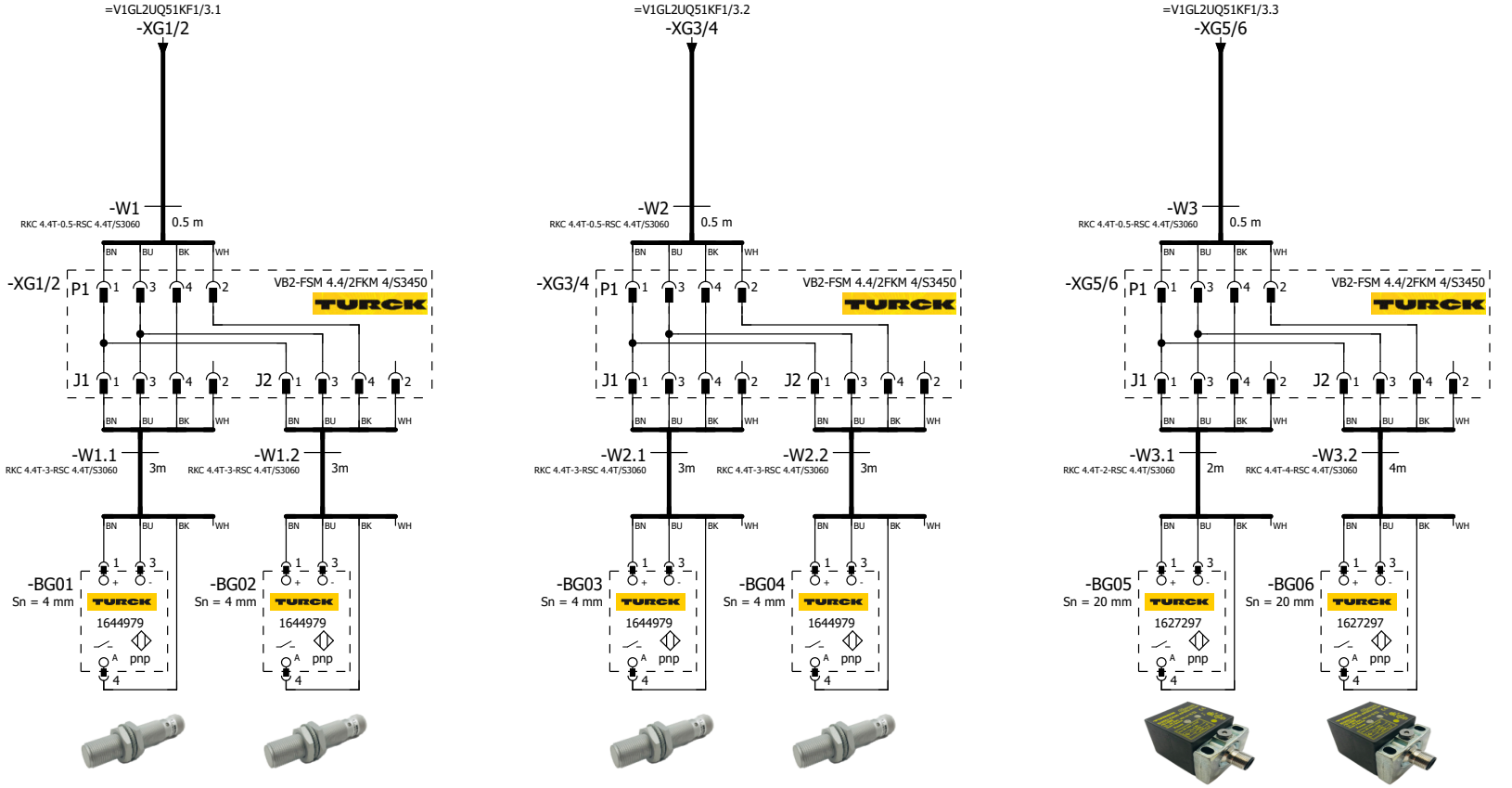

=V1GL2UQ51 -BG01 Upper Hinge Assembly LH	=V1GL2UQ51 -BG02 Upper Hinge Assembly LH	=V1GL2UQ51 -BG03 Lower Hinge Assembly LH	=V1GL2UQ51 -BG04 Lower Hinge Assembly LH	=V1GL2UQ51 -BG05 A-Pillar LH	=V1GL2UQ51 -BG06 A-Pillar LH

=V1GL2KF1+V1GL2/4

2

			Date	12/2/2022	Volvo Trucks North America	Valiant TMS	SENSORS	Drawing name: =2V05&EFS-EL	= V1GL2UQ51BG0	
			Ed.	MKLEPADLO					+ V1GL2UQ51	
			Appr		P6700 Firewall - Cell 2V05	Scale 1:1		Document type: EFS	Project nr: 22-16143	Page 1
Modification	Date	Name	Original		Replacement of	Replaced by				1019

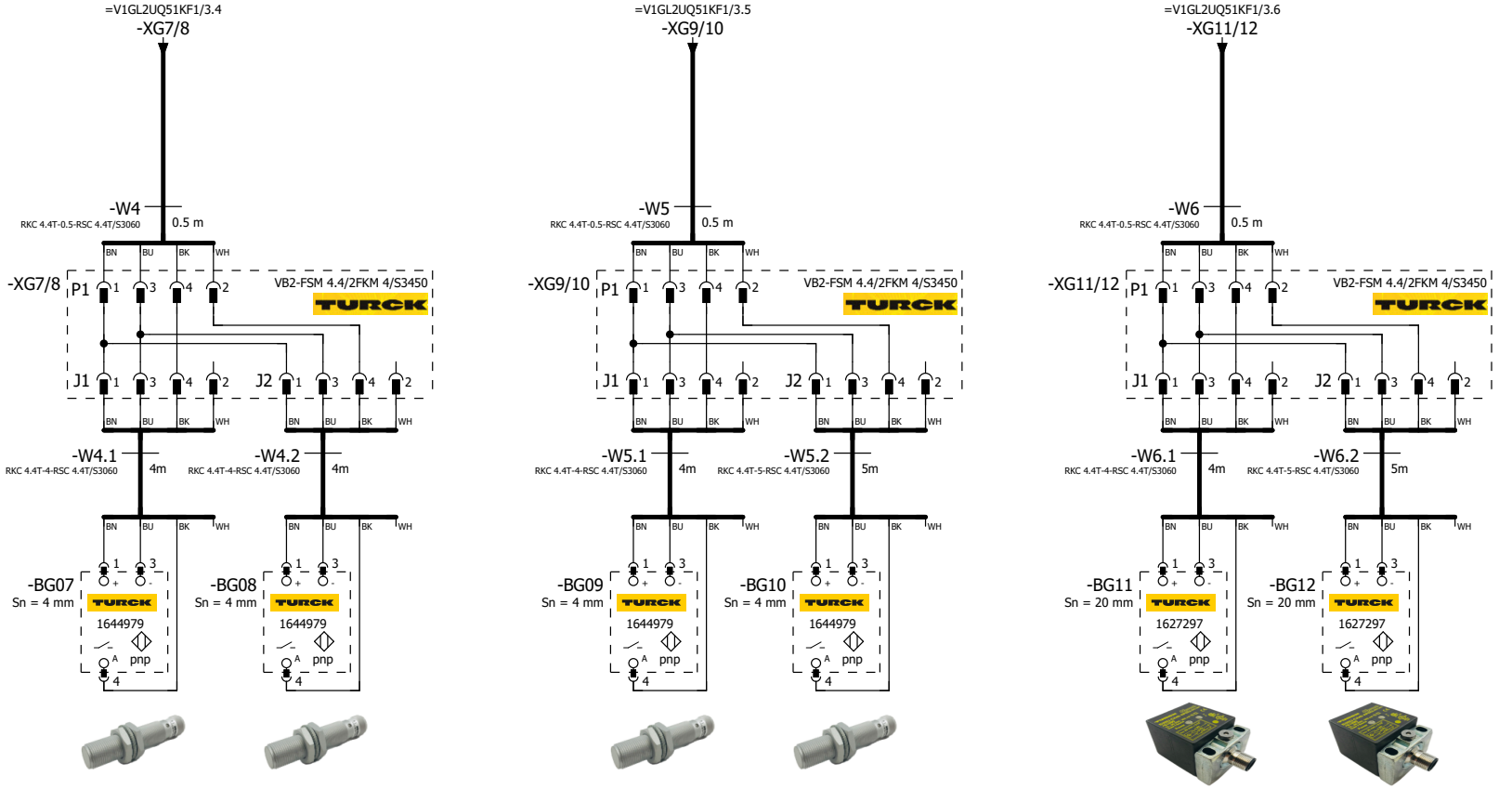

=V1GL2UQ51 -BG07 Upper Hinge Assembly RH	=V1GL2UQ51 -BG08 Upper Hinge Assembly RH	=V1GL2UQ51 -BG09 Lower Hinge Assembly RH	=V1GL2UQ51 -BG10 Lower Hinge Assembly RH	=V1GL2UQ51 -BG11 A-Pillar RH	=V1GL2UQ51 -BG12 A-Pillar RH

			Date	12/2/2022	Volvo Trucks North America	Valiant TMS	SENSORS	Drawing name: =2V05&EFS-EL	= V1GL2UQ51BG0
			Ed.	MKLEPADLO					+ V1GL2UQ51
			Appr		P6700 Firewall - Cell 2V05			Document type: EFS	Project nr: 22-16143
Modification	Date	Name	Original		Replacement of	Replaced by	Scale 1:1		Page 2 / 1019

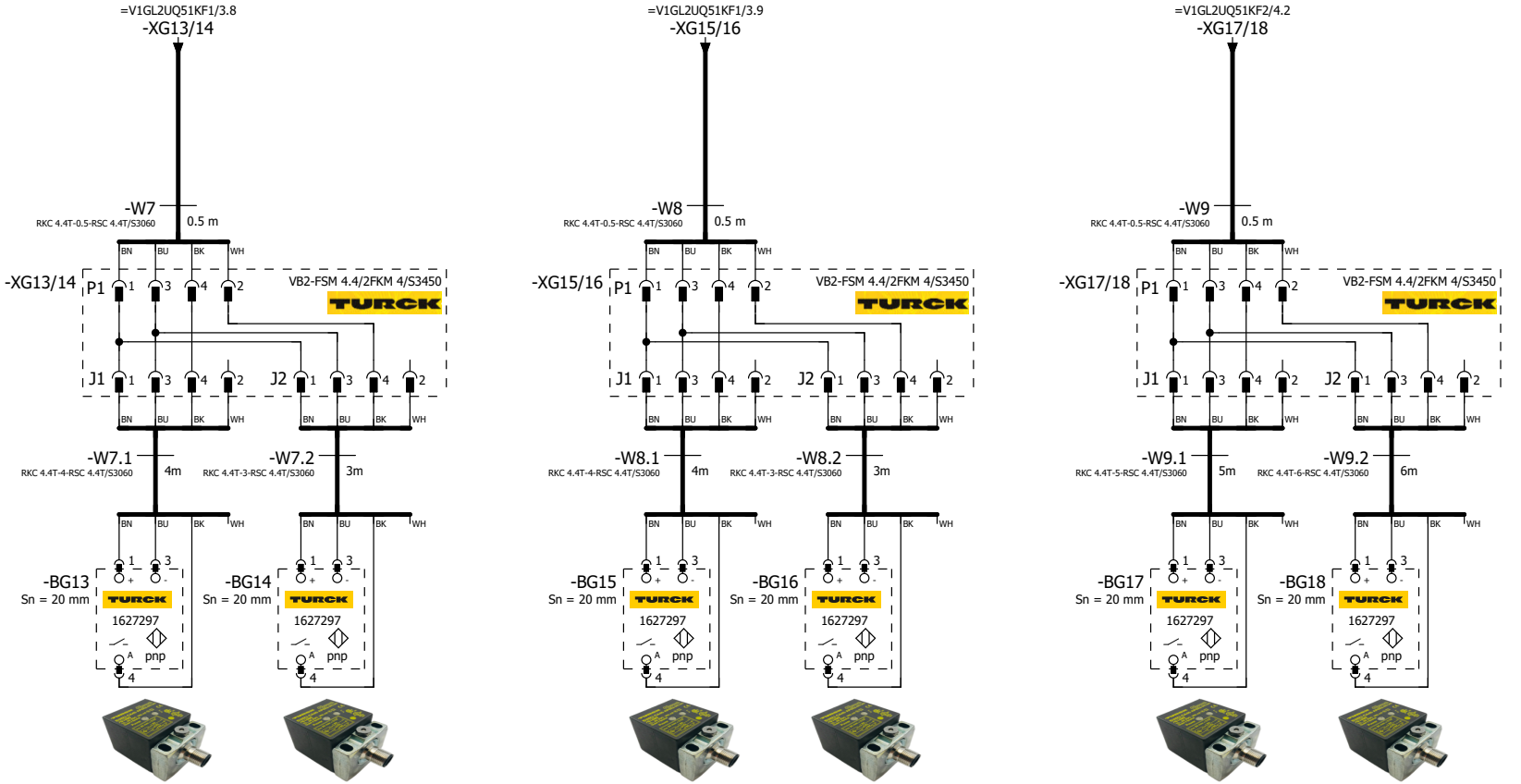

=V1GL2UQ51 -BG13 Cross Member	=V1GL2UQ51 -BG14 Cross Member	=V1GL2UQ51 -BG15 Windshield Upper	=V1GL2UQ51 -BG16 Windshield Upper	=V1GL2UQ51 -BG17 Tie Plate LH	=V1GL2UQ51 -BG18 Tie Plate LH

			Date	12/2/2022	Volvo Trucks North America	Valiant TMS	SENSORS	Drawing name: =2V05&EFS-EL	= V1GL2UQ51BG0
			Ed.	MKLEPADLO					+ V1GL2UQ51
			Appr		P6700 Firewall - Cell 2V05			Document type: EFS	Project nr: 22-16143
Modification	Date	Name	Original		Replacement of	Replaced by	Scale 1:1		Page 3 / 1019

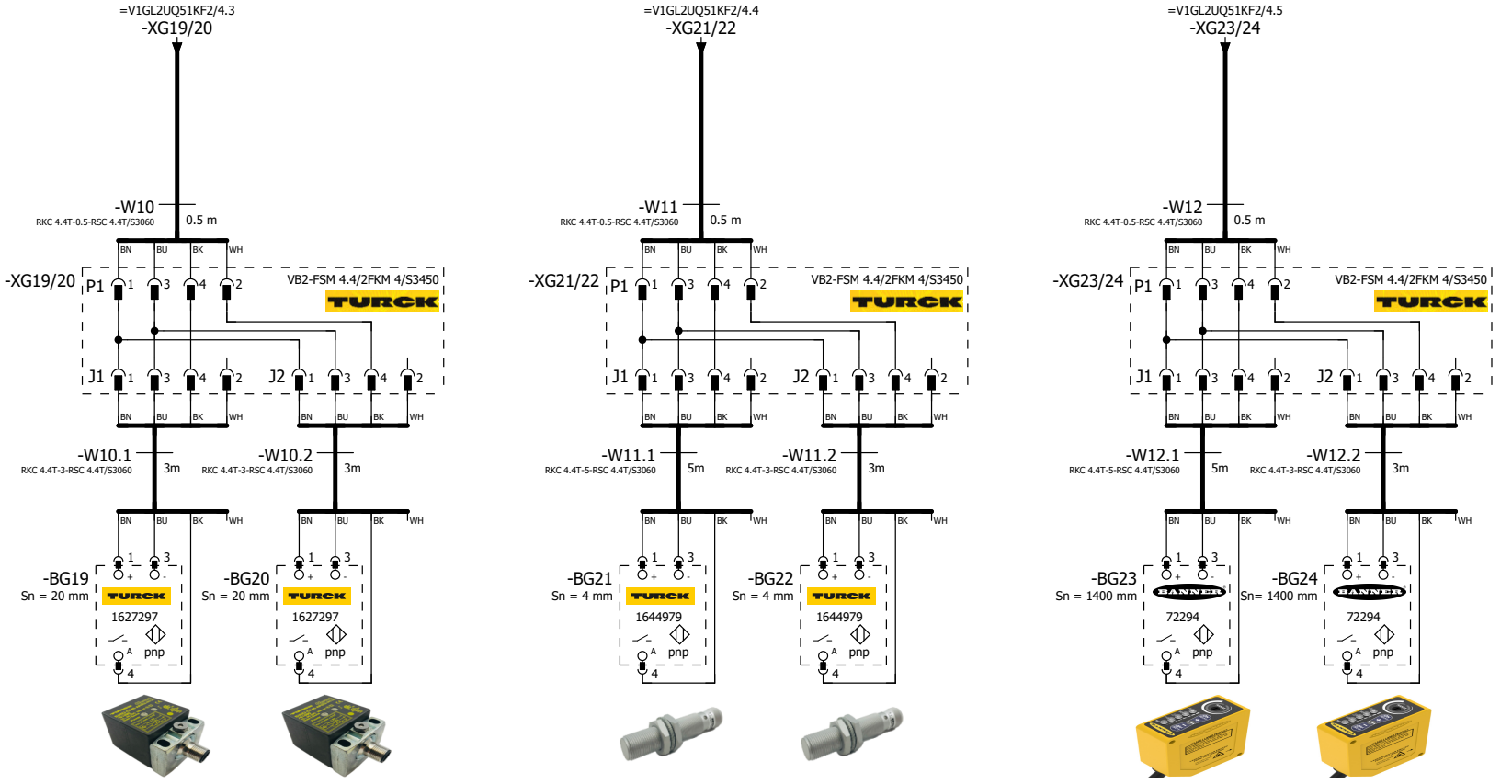

=V1GL2UQ51 -BG19 Tie Plate RH	=V1GL2UQ51 -BG20 Tie Plate RH	=V1GL2UQ51 -BG21 IP MTG Assembly LH	=V1GL2UQ51 -BG22 IP MTG Assembly RH	=V1GL2UQ51 -BG23 Pokayoke Laser Sensor	=V1GL2UQ51 -BG24 Pokayoke Laser Sensor

			Date	12/2/2022	Volvo Trucks North America	Valiant TMS	SENSORS
			Ed.	MKLEPADLO			
			Appr		P6700 Firewall - Cell 2V05	Scale 1:1	
Modification	Date	Name	Original		Replacement of / Replaced by		

Drawing name:	=2V05&EFS-EL
	= V1GL2UQ51BG0
	+ V1GL2UQ51
Document type:	EFS
Project nr:	22-16143
Page	4
	1019

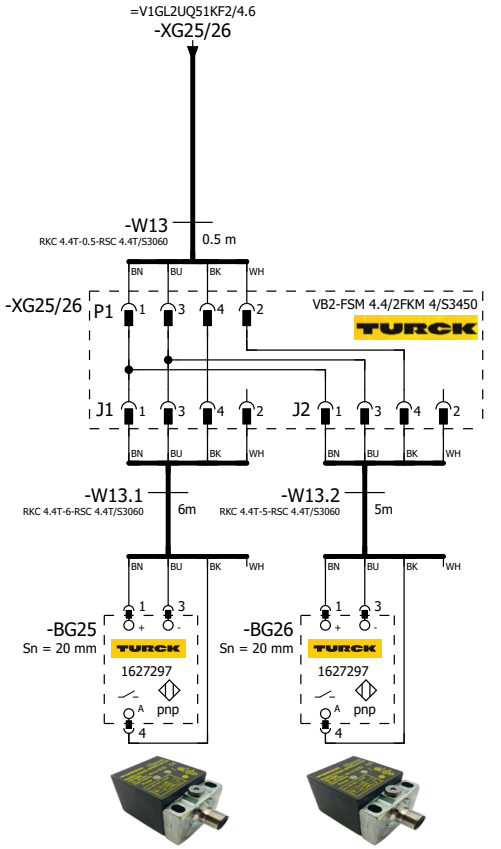

=V1GL2UQ51 -BG25 Windshield Outer Assembly	=V1GL2UQ51 -BG26 Windshield Outer Assembly

4

=V1GL2UQ51KF1/1

			Date	12/2/2022	Volvo Trucks North America		Valiant TMS	SENSORS	Drawing name: =2V05&EFS-EL	= V1GL2UQ51BG0	
			Ed.	MKLEPADLO						+ V1GL2UQ51	
			Appr		P6700 Firewall - Cell 2V05		Scale 1:1		Document type: EFS	Project nr: 22-16143	Page 5
Modification	Date	Name	Original		Replacement of	Replaced by					1019

=V1GL2UQ51WC4/1.5 / W3.1

-W3.1
RSM RKM 56-1M/S3059
1m

=V1GL2WC4+V1GL2/1.8 / -WF2

-WF2
PROFINET Cable
6XV1840-3AH10
5 m

KF1-P2 / =V1GL2UQ51KF2/1.3

-KF1

X20 M12, 7/8" 1 2 PE 4 5
0V_VAL / OUT
0V_EL / SEN
FE
24V_EL / SEN
24V_VAL / OUT

-TP1 M12
-TP2 M12

ON
OFF
1 2 1 2

FESTO
Bus node + Interlinking block
548755 + 550208

-KF1.11

FESTO
CPX-M-AB-8-M12X2-5POL
549335

I2050.0	DI 0 X1:4	V1GL2UQ51UQ1.1-BGR	Shot Pin 1 (RESET)
I2050.1	DI 1 X1:2	V1GL2UQ51UQ1.1-BGS	Shot Pin 1 (SET)
I2050.2	DI 2 X2:4	V1GL2UQ51UQ1.2-BGR	Shot Pin 1 (RESET)
I2050.3	DI 3 X2:2	V1GL2UQ51UQ1.2-BGS	Shot Pin 1 (SET)
I2050.4	DI 4 X3:4	V1GL2UQ51UQ1.3-BGR	Shot Pin 1 (RESET)
I2050.5	DI 5 X3:2	V1GL2UQ51UQ1.3-BGS	Shot Pin 1 (SET)
I2050.6	DI 6 X4:4	V1GL2UQ51UQ1.4-BGR	Shot Pin 1 (RESET)
I2050.7	DI 7 X4:2	V1GL2UQ51UQ1.4-BGS	Shot Pin 1 (SET)
I2051.0	DI 8 X5:4	V1GL2UQ51UQ2.1-BGR	Clamp 2 (RESET)
I2051.1	DI 9 X5:2	V1GL2UQ51UQ2.1-BGS	Clamp 2 (SET)
I2051.2	DI 10 X6:4	V1GL2UQ51UQ2.2-BGR	Clamp 2 (RESET)
I2051.3	DI 11 X6:2	V1GL2UQ51UQ2.2-BGS	Clamp 2 (SET)
I2051.4	DI 12 X7:4	V1GL2UQ51UQ2.3-BGR	Clamp 2 (RESET)
I2051.5	DI 13 X7:2	V1GL2UQ51UQ2.3-BGS	Clamp 2 (SET)
I2051.6	DI 14 X8:4	V1GL2UQ51UQ2.4-BGR	Clamp 2 (RESET)
I2051.7	DI 15 X8:2	V1GL2UQ51UQ2.4-BGS	Clamp 2 (SET)

X1 M12: 24V | DI 1 | 0V | DI 0 | FE — BN WH BU BK
X2 M12: 24V | DI 3 | 0V | DI 2 | FE — BN WH BU BK
X3 M12: 24V | DI 5 | 0V | DI 4 | FE — BN WH BU BK
X4 M12: 24V | DI 7 | 0V | DI 6 | FE — BN WH BU BK
X5 M12: 24V | DI 9 | 0V | DI 8 | FE — BN WH BU BK
X6 M12: 24V | DI 11 | 0V | DI 10 | FE — BN WH BU BK
X7 M12: 24V | DI 13 | 0V | DI 12 | FE — BN WH BU BK
X8 M12: 24V | DI 15 | 0V | DI 14 | FE — BN WH BU BK

+V1GL2UQ51UQ1.1-W1 =V1GL2UQ51UQ1+.GL2UQ51UQ1/1.1
+V1GL2UQ51UQ1.2-W1 =V1GL2UQ51UQ1+.GL2UQ51UQ1/1.2
+V1GL2UQ51UQ1.3-W1 =V1GL2UQ51UQ1+.GL2UQ51UQ1/1.4
+V1GL2UQ51UQ1.4-W1 =V1GL2UQ51UQ1+.GL2UQ51UQ1/1.5
+V1GL2UQ51UQ2.1-W1 =V1GL2UQ51UQ2+.GL2UQ51UQ2/1.1
+V1GL2UQ51UQ2.2-W1 =V1GL2UQ51UQ2+.GL2UQ51UQ2/1.2
+V1GL2UQ51UQ2.3-W1 =V1GL2UQ51UQ2+.GL2UQ51UQ2/1.4
+V1GL2UQ51UQ2.4-W1 =V1GL2UQ51UQ2+.GL2UQ51UQ2/1.5

=V1GL2UQ51BG0/5

			Date	12/2/2022	Volvo Trucks North America		Valiant TMS	CONNECTING MOD. FOR VTSA MANIFOLD	Drawing name: =2V05&EFS-EL	= V1GL2UQ51KF1	
			Ed.	MKLEPADLO						+ V1GL2UQ	
			Appr		P6700 Firewall - Cell 2V05				Document type: EFS	Project nr: 22-16143	Page 1
Modification	Date	Name	Original		Replacement of	Replaced by	Scale 1:1				1019

-KF1.12

FESTO

CPX-M-AB-8-M12X2-5POL

549335

I2052.0	DI 0 X1:4	V1GL2UQ51UQ3.1-BGR	Clamp 3 (RESET)
I2052.1	DI 1 X1:2	V1GL2UQ51UQ3.1-BGS	Clamp 3 (SET)
I2052.2	DI 2 X2:4	V1GL2UQ51UQ3.2-BGR	Clamp 3 (RESET)
I2052.3	DI 3 X2:2	V1GL2UQ51UQ3.2-BGS	Clamp 3 (SET)
I2052.4	DI 4 X3:4	V1GL2UQ51UQ3.3-BGR	Clamp 3 (RESET)
I2052.5	DI 5 X3:2	V1GL2UQ51UQ3.3-BGS	Clamp 3 (SET)
I2052.6	DI 6 X4:4	V1GL2UQ51UQ4.1-BGR	Clamp 4 (RESET)
I2052.7	DI 7 X4:2	V1GL2UQ51UQ4.1-BGS	Clamp 4 (SET)
I2053.0	DI 8 X5:4	V1GL2UQ51UQ4.2-BGR	Clamp 4 (RESET)
I2053.1	DI 9 X5:2	V1GL2UQ51UQ4.2-BGS	Clamp 4 (SET)
I2053.2	DI 10 X6:4	V1GL2UQ51UQ4.3-BGR	Clamp 4 (RESET)
I2053.3	DI 11 X6:2	V1GL2UQ51UQ4.3-BGS	Clamp 4 (SET)
I2053.4	DI 12 X7:4	I2053.4	Spare
I2053.5	DI 13 X7:2	I2053.5	Spare
I2053.6	DI 14 X8:4	I2053.6	Spare
I2053.7	DI 15 X8:2	I2053.7	Spare

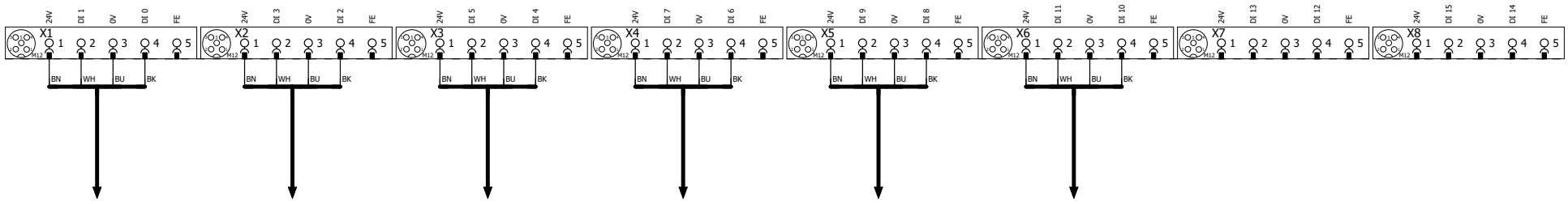

+V1GL2UQ51UQ3.1-W1
=V1GL2UQ51UQ3+.GL2UQ51UQ3/1.1

+V1GL2UQ51UQ3.2-W1
=V1GL2UQ51UQ3+.GL2UQ51UQ3/1.2

+V1GL2UQ51UQ3.3-W1
=V1GL2UQ51UQ3+.GL2UQ51UQ3/1.4

+V1GL2UQ51UQ4.1-W1
=V1GL2UQ51UQ4+.GL2UQ51UQ4/1.1

+V1GL2UQ51UQ4.2-W1
=V1GL2UQ51UQ4+.GL2UQ51UQ4/1.2

+V1GL2UQ51UQ4.3-W1
=V1GL2UQ51UQ4+.GL2UQ51UQ4/1.4

1 3

			Date	12/2/2022	Volvo Trucks North America	Valiant TMS	I/O MOD. DI16 (8 x M12) FOR VTSA-F	Drawing name: =2V05&EFS-EL	= V1GL2UQ51KF1
			Ed.	MKLEPADLO					+ V1GL2UQ51
			Appr		P6700 Firewall - Cell 2V05			Document type: EFS	Project nr: 22-16143
Modification	Date	Name	Original		Replacement of / Replaced by	Scale 1:1			Page 2 / 1019

-KF1.13

FESTO
CPX-M-AB-8-M12X2-5POL
549335

I2054.0	DI 0 X1:4	V1GL2UQ51-BG01	Upper Hinge Assrembly LH
I2054.1	DI 1 X1:2	V1GL2UQ51-BG02	Upper Hinge Assrembly LH
I2054.2	DI 2 X2:4	V1GL2UQ51-BG03	Lower Hinge Assrembly LH
I2054.3	DI 3 X2:2	V1GL2UQ51-BG04	Lower Hinge Assrembly LH
I2054.4	DI 4 X3:4	V1GL2UQ51-BG05	A-Pillar LH
I2054.5	DI 5 X3:2	V1GL2UQ51-BG06	A-Pillar LH
I2054.6	DI 6 X4:4	V1GL2UQ51-BG07	Upper Hinge Assrembly RH
I2054.7	DI 7 X4:2	V1GL2UQ51-BG08	Upper Hinge Assrembly RH
I2055.0	DI 8 X5:4	V1GL2UQ51-BG09	Lower Hinge Assrembly RH
I2055.1	DI 9 X5:2	V1GL2UQ51-BG10	Lower Hinge Assrembly RH
I2055.2	DI 10 X6:4	V1GL2UQ51-BG11	A-Pillar RH
I2055.3	DI 11 X6:2	V1GL2UQ51-BG12	A-Pillar RH
I2055.4	DI 12 X7:4	V1GL2UQ51-BG13	Cross Member
I2055.5	DI 13 X7:2	V1GL2UQ51-BG14	Cross Member
I2055.6	DI 14 X8:4	V1GL2UQ51-BG15	Windshield Upper
I2055.7	DI 15 X8:2	V1GL2UQ51-BG16	Windshield Upper

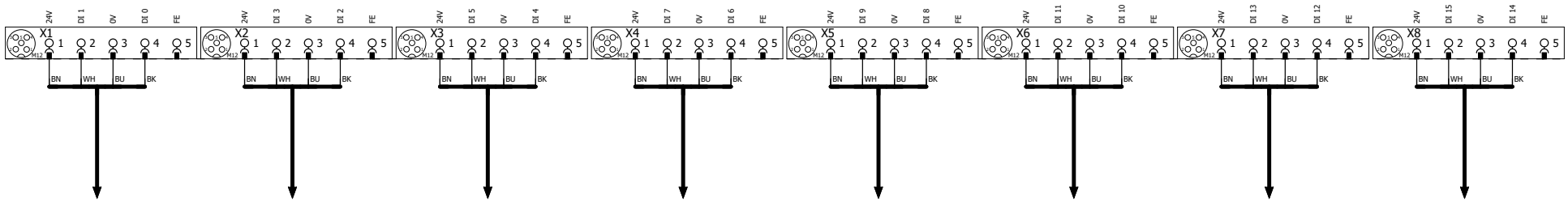

-XG1/2 =V1GL2UQ51BG0/1.1
-XG3/4 =V1GL2UQ51BG0/1.4
-XG5/6 =V1GL2UQ51BG0/1.6
-XG7/8 =V1GL2UQ51BG0/2.1
-XG9/10 =V1GL2UQ51BG0/2.4
-XG11/12 =V1GL2UQ51BG0/2.6
-XG13/14 =V1GL2UQ51BG0/3.1
-XG15/16 =V1GL2UQ51BG0/3.4

2 4

			Date	12/2/2022	Volvo Trucks North America		Valiant TMS	I/O MOD. DI16 (8 x M12) FOR VTSA-F	Drawing name: =2V05&EFS-EL	= V1GL2UQ51KF1
			Ed.	MKLEPADLO						+ V1GL2UQ51
			Appr		P6700 Firewall - Cell 2V05				Document type: EFS	Project nr: 22-16143
Modification	Date	Name	Original		Replacement of	Replaced by	Scale 1:1			Page 3 / 1019

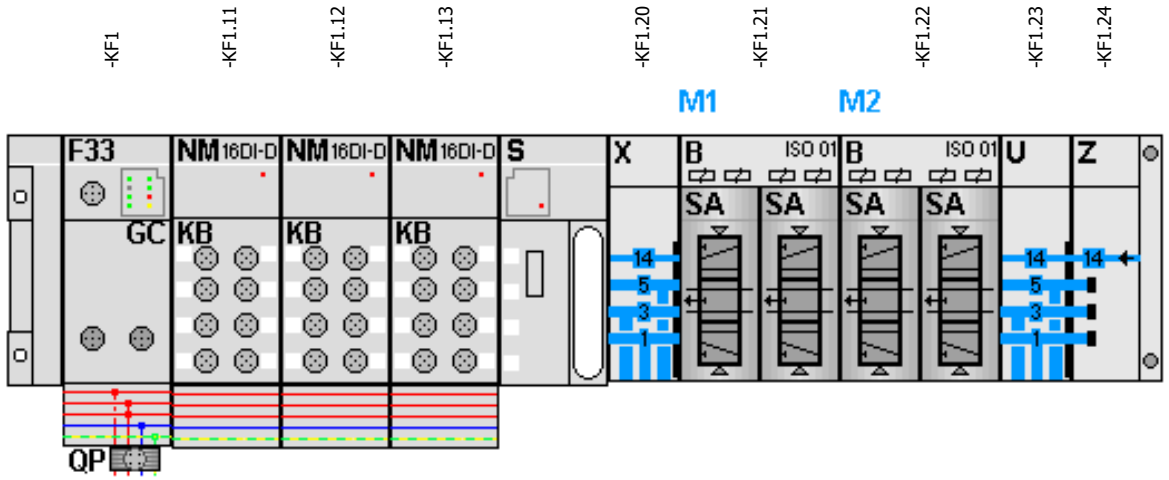

-KF1.21
=V1GL2UQ51UQ1+.GL2UQ51UQ1/1.3
=V1GL2UQ51UQ2+.GL2UQ51UQ2/1.3

FESTO

=V1GL2UQ51UQ1+.GL2UQ51UQ1/1.4	Q2050.0 DO 0 1.1	-QN1.1_Q	Shot Pins 1 (RST)
=V1GL2UQ51UQ1+.GL2UQ51UQ1/1.4	Q2050.1 DO 1 1.2	-QN1.2_Q	Shot Pins 1 (SET)
=V1GL2UQ51UQ2+.GL2UQ51UQ2/1.4	Q2050.2 DO 2 2.1	-QN2.1_Q	Clamps 2 (RST)
=V1GL2UQ51UQ2+.GL2UQ51UQ2/1.4	Q2050.3 DO 3 2.2	-QN2.2_Q	Clamps 2 (SET)

-KF1.22
=V1GL2UQ51UQ3+.GL2UQ51UQ3/1.3
=V1GL2UQ51UQ4+.GL2UQ51UQ4/1.3

FESTO

=V1GL2UQ51UQ3+.GL2UQ51UQ3/1.4	Q2050.4 DO 0 1.1	-QN3.1_Q	Clamps 3 (RST)
=V1GL2UQ51UQ3+.GL2UQ51UQ3/1.4	Q2050.5 DO 1 1.2	-QN3.2_Q	Clamps 3 (SET)
=V1GL2UQ51UQ4+.GL2UQ51UQ4/1.4	Q2050.6 DO 2 2.1	-QN4.1_Q	Clamps 4 (RST)
=V1GL2UQ51UQ4+.GL2UQ51UQ4/1.4	Q2050.7 DO 3 2.2	-QN4.2_Q	Clamps 4 (SET)

			Date	12/2/2022	Volvo Trucks North America	Valiant TMS	CONNECTING MOD. FOR FESTO DQ	Drawing name: =2V05&EFS-EL	= V1GL2UQ51KF1	
			Ed.	MKLEPADLO					+ V1GL2UQ51	
			Appr		P6700 Firewall - Cell 2V05	Scale 1:1		Document type: EFS	Project nr: 22-16143	Page 4
Modification	Date	Name	Original		Replacement of	Replaced by				1019

=V1GL2UQ51WC4/1.6 / W3.2

=V1GL2UQ51KF1/1.4 / KF1-P2

-W3.2
RSM RKM 56-5M/S3059
5m

-WF4
PROFINET Cable
6XV1840-3AH10
5 m

-KF2

X20 M12, 7/8" 1 2 PE 4 5
0V_VAL / OUT
0V_EL / SEN
FE
24V_EL / SEN
24V_VAL / OUT

ON OFF 1 2 1 2

-TP1 -TP2

FESTO
Bus node + Interlinking block
548755 + 550208

-KF2.11

FESTO
CPX-M-AB-8-M12X2-5POL
549335

I2075.0	DI 0 X1:4	V1GL2UQ51UQ5.1-BGR	Shot Pin 5 (RESET)
I2075.1	DI 1 X1:2	V1GL2UQ51UQ5.1-BGS	Shot Pin 5 (SET)
I2075.2	DI 2 X2:4	V1GL2UQ51UQ5.2-BGR	Shot Pin 5 (RESET)
I2075.3	DI 3 X2:2	V1GL2UQ51UQ5.2-BGS	Shot Pin 5 (SET)
I2075.4	DI 4 X3:4	V1GL2UQ51UQ5.3-BGR	Shot Pin 5 (RESET)
I2075.5	DI 5 X3:2	V1GL2UQ51UQ5.3-BGS	Shot Pin 5 (SET)
I2075.6	DI 6 X4:4	V1GL2UQ51UQ5.4-BGR	Shot Pin 5 (RESET)
I2075.7	DI 7 X4:2	V1GL2UQ51UQ5.4-BGS	Shot Pin 5 (SET)
I2076.0	DI 8 X5:4	V1GL2UQ51UQ5.5-BGR	Shot Pin 5 (RESET)
I2076.1	DI 9 X5:2	V1GL2UQ51UQ5.5-BGS	Shot Pin 5 (SET)
I2076.2	DI 10 X6:4	V1GL2UQ51UQ6.1-BGR	Shot Pin 6 (RESET)
I2076.3	DI 11 X6:2	V1GL2UQ51UQ6.1-BGS	Shot Pin 6 (SET)
I2076.4	DI 12 X7:4	V1GL2UQ51UQ6.2-BGR	Shot Pin 6 (RESET)
I2076.5	DI 13 X7:2	V1GL2UQ51UQ6.2-BGS	Shot Pin 6 (SET)
I2076.6	DI 14 X8:4	V1GL2UQ51UQ7.1-BGR	Clamp 7 (RESET)
I2076.7	DI 15 X8:2	V1GL2UQ51UQ7.1-BGS	Clamp 7 (SET)

X1 24V DI 1 0V DI 0 FE — BN WH BU BK
X2 24V DI 3 0V DI 2 FE — BN WH BU BK
X3 24V DI 5 0V DI 4 FE — BN WH BU BK
X4 24V DI 7 0V DI 6 FE — BN WH BU BK
X5 24V DI 9 0V DI 8 FE — BN WH BU BK
X6 24V DI 11 0V DI 10 FE — BN WH BU BK
X7 24V DI 13 0V DI 12 FE — BN WH BU BK
X8 24V DI 15 0V DI 14 FE — BN WH BU BK

+V1GL2UQ51UQ5.1-W1
=V1GL2UQ51UQ5+.GL2UQ51UQ5/1.1

+V1GL2UQ51UQ5.2-W1
=V1GL2UQ51UQ5+.GL2UQ51UQ5/1.2

+V1GL2UQ51UQ5.3-W1
=V1GL2UQ51UQ5+.GL2UQ51UQ5/1.4

+V1GL2UQ51UQ5.4-W1
=V1GL2UQ51UQ5+.GL2UQ51UQ5/1.5

+V1GL2UQ51UQ5.5-W1
=V1GL2UQ51UQ5+.GL2UQ51UQ5/1.7

+V1GL2UQ51UQ6.1-W1
=V1GL2UQ51UQ6+.GL2UQ51UQ6/1.1

+V1GL2UQ51UQ6.2-W1
=V1GL2UQ51UQ6+.GL2UQ51UQ6/1.2

+V1GL2UQ51UQ7.1-W1
=V1GL2UQ51UQ7+.GL2UQ51UQ7/1.1

=V1GL2UQ51KF1/4 2

			Date	12/2/2022	Volvo Trucks North America		Valiant TMS	CONNECTING MOD. FOR VTSA MANIFOLD	Drawing name: =2V05&EFS-EL	= V1GL2UQ51KF2	
			Ed.	MKLEPADLO						+ V1GL2UQ51	
			Appr		P6700 Firewall - Cell 2V05				Document type: EFS	Project nr: 22-16143	Page 1
Modification	Date	Name	Original		Replacement of	Replaced by	Scale 1:1				1019

-KF2.12

FESTO

CPX-M-AB-8-M12X2-5POL

549335

I2077.0	DI 0 X1:4	V1GL2UQ51UQ7.2-BGR	Clamp 7 (RESET)
I2077.1	DI 1 X1:2	V1GL2UQ51UQ7.2-BGS	Clamp 7 (SET)
I2077.2	DI 2 X2:4	V1GL2UQ51UQ8.1-BGR	Dump 8 (RESET)
I2077.3	DI 3 X2:2	V1GL2UQ51UQ8.1-BGS	Dump 8 (SET)
I2077.4	DI 4 X3:4	V1GL2UQ51UQ8.2-BGR	Dump 8 (RESET)
I2077.5	DI 5 X3:2	V1GL2UQ51UQ8.2-BGS	Dump 8 (SET)
I2077.6	DI 6 X4:4	V1GL2UQ51UQ9.1-BGR	Clamp 9 (RESET)
I2077.7	DI 7 X4:2	V1GL2UQ51UQ9.1-BGS	Clamp 9 (SET)
I2078.0	DI 8 X5:4	V1GL2UQ51UQ9.2-BGR	Clamp 9 (RESET)
I2078.1	DI 9 X5:2	V1GL2UQ51UQ9.2-BGS	Clamp 9 (SET)
I2078.2	DI 10 X6:4	V1GL2UQ51UQ9.3-BGR	Clamp 9 (RESET)
I2078.3	DI 11 X6:2	V1GL2UQ51UQ9.3-BGS	Clamp 9 (SET)
I2078.4	DI 12 X7:4	V1GL2UQ51UQ9.4-BGR	Clamp 9 (RESET)
I2078.5	DI 13 X7:2	V1GL2UQ51UQ9.4-BGS	Clamp 9 (SET)
I2078.6	DI 14 X8:4	V1GL2UQ51UQ9.5-BGR	Clamp 9 (RESET)
I2078.7	DI 15 X8:2	V1GL2UQ51UQ9.5-BGS	Clamp 9 (SET)

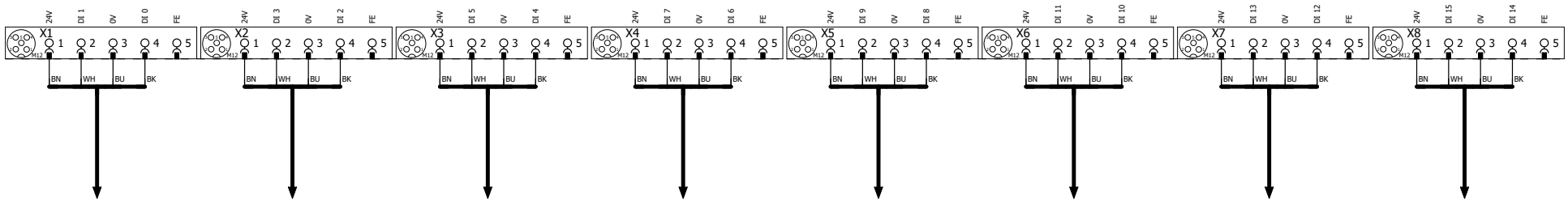

+V1GL2UQ51UQ7.2-W1
=V1GL2UQ51UQ7+.GL2UQ51UQ7/1.2

+V1GL2UQ51UQ8.1-W1
=V1GL2UQ51UQ8+.GL2UQ51UQ8/1.1

+V1GL2UQ51UQ8.2-W1
=V1GL2UQ51UQ8+.GL2UQ51UQ8/1.2

+V1GL2UQ51UQ9.1-W1
=V1GL2UQ51UQ9+.GL2UQ51UQ9/1.1

+V1GL2UQ51UQ9.2-W1
=V1GL2UQ51UQ9+.GL2UQ51UQ9/1.2

+V1GL2UQ51UQ9.3-W1
=V1GL2UQ51UQ9+.GL2UQ51UQ9/1.4

+V1GL2UQ51UQ9.4-W1
=V1GL2UQ51UQ9+.GL2UQ51UQ9/1.5

+V1GL2UQ51UQ9.5-W1
=V1GL2UQ51UQ9+.GL2UQ51UQ9/1.7

-KF2.13

FESTO

CPX-M-AB-8-M12X2-5POL

549335

I2079.0	DI 0 X1:4	V1GL2UQ51UQ10.1-BGR	Clamp 10 (RESET)
I2079.1	DI 1 X1:2	V1GL2UQ51UQ10.1-BGS	Clamp 10 (SET)
I2079.2	DI 2 X2:4	V1GL2UQ51UQ10.2-BGR	Clamp 10 (RESET)
I2079.3	DI 3 X2:2	V1GL2UQ51UQ10.2-BGS	Clamp 10 (SET)
I2079.4	DI 4 X3:4	V1GL2UQ51UQ10.3-BGR	Clamp 10 (RESET)
I2079.5	DI 5 X3:2	V1GL2UQ51UQ10.3-BGS	Clamp 10 (SET)
I2079.6	DI 6 X4:4	V1GL2UQ51UQ10.4-BGR	Clamp 10 (RESET)
I2079.7	DI 7 X4:2	V1GL2UQ51UQ10.4-BGS	Clamp 10 (SET)
I2080.0	DI 8 X5:4	V1GL2UQ51UQ10.5-BGR	Clamp 10 (RESET)
I2080.1	DI 9 X5:2	V1GL2UQ51UQ10.5-BGS	Clamp 10 (SET)
I2080.2	DI 10 X6:4	V1GL2UQ51UQ10.6-BGR	Clamp 10 (RESET)
I2080.3	DI 11 X6:2	V1GL2UQ51UQ10.6-BGS	Clamp 10 (SET)
I2080.4	DI 12 X7:4	V1GL2UQ51UQ11.1-BGR	Clamp 11 (RESET)
I2080.5	DI 13 X7:2	V1GL2UQ51UQ11.1-BGS	Clamp 11 (SET)
I2080.6	DI 14 X8:4	V1GL2UQ51UQ11.2-BGR	Clamp 11 (RESET)
I2080.7	DI 15 X8:2	V1GL2UQ51UQ11.2-BGS	Clamp 11 (SET)

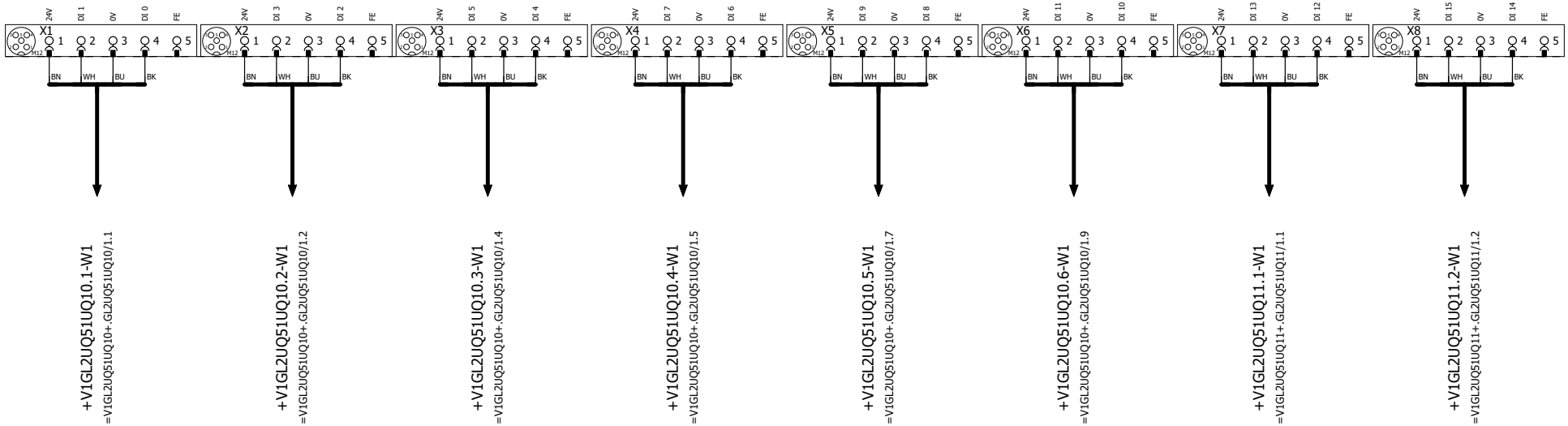

			Date	12/2/2022	Volvo Trucks North America	Valiant TMS	I/O MOD. DI16 (8 x M12) FOR VTSA-F	Drawing name: =2V05&EFS-EL	= V1GL2UQ51KF2	
			Ed.	MKLEPADLO					+ V1GL2UQ51	
			Appr		P6700 Firewall - Cell 2V05			Document type: EFS	Project nr: 22-16143	Page 3
Modification	Date	Name	Original		Replacement of / Replaced by	Scale 1:1				1019

I2081.0	DI 0 X1:4	V1GL2UQ51UQ11.3-BGR	Clamp 11 (RESET)
I2081.1	DI 1 X1:2	V1GL2UQ51UQ11.3-BGS	Clamp 11 (SET)
I2081.2	DI 2 X2:4	V1GL2UQ51-BG17	Tie Plate LH
I2081.3	DI 3 X2:2	V1GL2UQ51-BG18	Tie Plate LH
I2081.4	DI 4 X3:4	V1GL2UQ51-BG19	Tie Plate RH
I2081.5	DI 5 X3:2	V1GL2UQ51-BG20	Tie Plate RH
I2081.6	DI 6 X4:4	V1GL2UQ51-BG21	IP MTG Assembly LH
I2081.7	DI 7 X4:2	V1GL2UQ51-BG22	IP MTG Assembly RH
I2082.0	DI 8 X5:4	V1GL2UQ51-BG23	Pokayoke Laser Sensor
I2082.1	DI 9 X5:2	V1GL2UQ51-BG24	Pokayoke Laser Sensor
I2082.2	DI 10 X6:4	V1GL2UQ51-BG25	Windshield Outer Assembly
I2082.3	DI 11 X6:2	V1GL2UQ51-BG26	Windshield Outer Assembly
I2082.4	DI 12 X7:4	I2082.4	Spare
I2082.5	DI 13 X7:2	I2082.5	Spare
I2082.6	DI 14 X8:4	I2082.6	Spare
I2082.7	DI 15 X8:2	I2082.7	Spare

-KF2.14

FESTO

CPX-M-AB-8-M12X2-5POL

549335

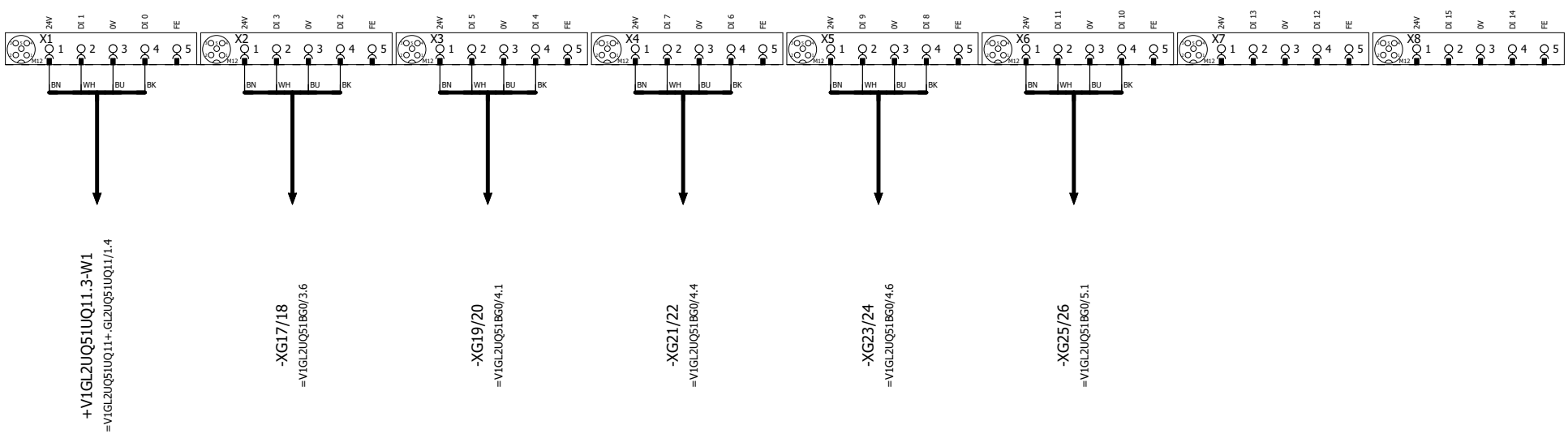

3 5

			Date	12/2/2022	Volvo Trucks North America	Valiant TMS	I/O MOD. DI16 (8 x M12) FOR VTSA-F	Drawing name: =2V05&EFS-EL	= V1GL2UQ51KF2 + V1GL2UQ51
			Ed.	MKLEPADLO	P6700 Firewall - Cell 2V05				
			Appr					Document type: EFS	Project nr: 22-16143
Modification	Date	Name	Original		Replacement of / Replaced by	Scale 1:1			Page 4 / 1019

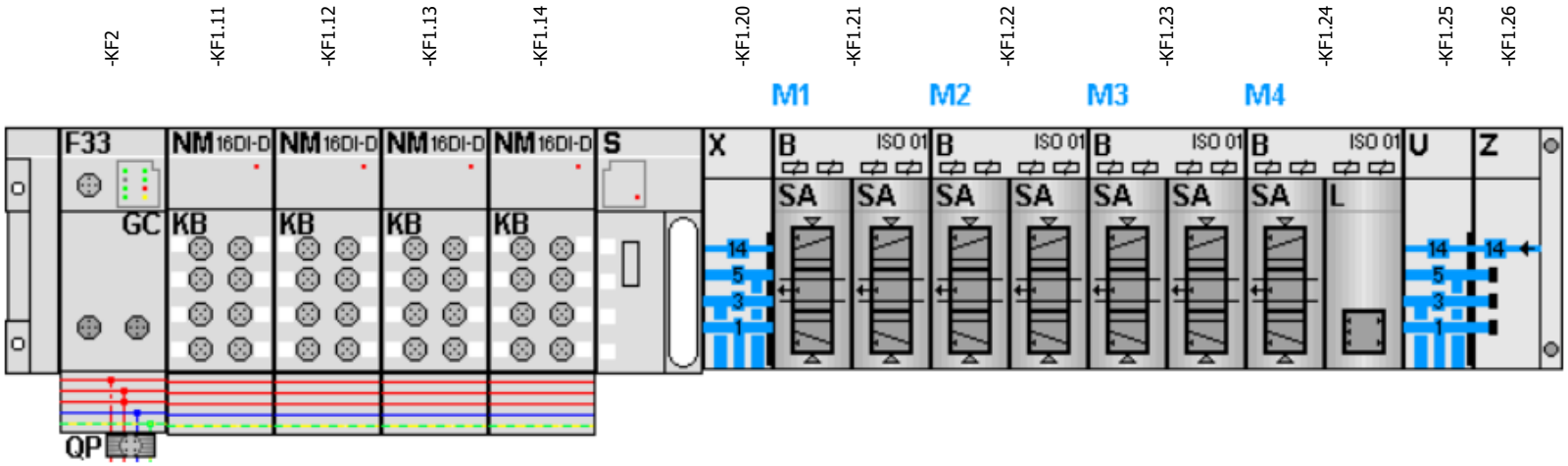

-KF2.21
=V1GL2UQ51UQ5+.GL2UQ51UQ5/1.3
=V1GL2UQ51UQ6+.GL2UQ51UQ6/1.3

FESTO

=V1GL2UQ51UQ5+.GL2UQ51UQ5/1.4	Q2075.0 DO 0 1.1	-QN5.1_Q	Shot Pins 5 (RST)
=V1GL2UQ51UQ5+.GL2UQ51UQ5/1.4	Q2075.1 DO 1 1.2	-QN5.2_Q	Shot Pins 5 (SET)
=V1GL2UQ51UQ6+.GL2UQ51UQ6/1.4	Q2075.2 DO 2 2.1	-QN6.1_Q	Shot Pins 6 (RST)
=V1GL2UQ51UQ6+.GL2UQ51UQ6/1.4	Q2075.3 DO 3 2.2	-QN6.2_Q	Shot Pins 6 (SET)

-KF2.22
=V1GL2UQ51UQ7+.GL2UQ51UQ7/1.3
=V1GL2UQ51UQ8+.GL2UQ51UQ8/1.3

FESTO

=V1GL2UQ51UQ7+.GL2UQ51UQ7/1.4	Q2075.4 DO 0 1.1	-QN7.1_Q	Clamps 7 (RST)
=V1GL2UQ51UQ7+.GL2UQ51UQ7/1.4	Q2075.5 DO 1 1.2	-QN7.2_Q	Clamps 7 (SET)
=V1GL2UQ51UQ8+.GL2UQ51UQ8/1.4	Q2075.6 DO 2 2.1	-QN8.1_Q	Dumps 8 (RST)
=V1GL2UQ51UQ8+.GL2UQ51UQ8/1.4	Q2075.7 DO 3 2.2	-QN8.2_Q	Dumps 8 (SET)

-KF2.23
=V1GL2UQ51UQ9+.GL2UQ51UQ9/1.3
=V1GL2UQ51UQ10+.GL2UQ51UQ10/1.3

FESTO

=V1GL2UQ51UQ9+.GL2UQ51UQ9/1.4	Q2076.0 DO 0 1.1	-QN9.1_Q	Clamps 9 (RST)
=V1GL2UQ51UQ9+.GL2UQ51UQ9/1.4	Q2076.1 DO 1 1.2	-QN9.2_Q	Clamps 9 (SET)
=V1GL2UQ51UQ10+.GL2UQ51UQ10/1.4	Q2076.2 DO 2 2.1	-QN10.1_Q	Clamps 10 (RST)
=V1GL2UQ51UQ10+.GL2UQ51UQ10/1.4	Q2076.3 DO 3 2.2	-QN10.2_Q	Clamps 10 (SET)

-KF2.24
=V1GL2UQ51UQ11+.GL2UQ51UQ11/1.3

FESTO

=V1GL2UQ51UQ11+.GL2UQ51UQ11/1.4	Q2076.4 DO 0 1.1	-QN11.1_Q	Clamps 11 (RST)
=V1GL2UQ51UQ11+.GL2UQ51UQ11/1.4	Q2076.5 DO 1 1.2	-QN11.2_Q	Clamps 11 (SET)
	Q2076.6 DO 2 2.1	-QN12.1_Q	Spare
	Q2076.7 DO 3 2.2	-QN12.2_Q	Spare

=V1GL2UQ51UQ1+.GL2UQ51UQ1/1

			Date	12/2/2022	Volvo Trucks North America	Valiant TMS	CONNECTING MOD. FOR FESTO DQ	Drawing name: =2V05&EFS-EL	= V1GL2UQ51KF2
			Ed.	MKLEPADLO					+ V1GL2UQ51
			Appr		P6700 Firewall - Cell 2V05	Scale 1:1		Document type: EFS	Project nr: 22-16143
Modification	Date	Name	Original		Replacement of	Replaced by			Page 5 / 1019

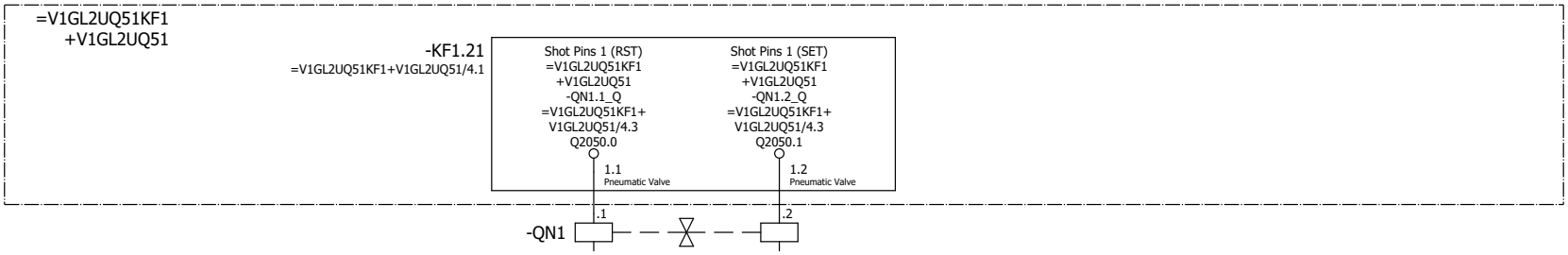

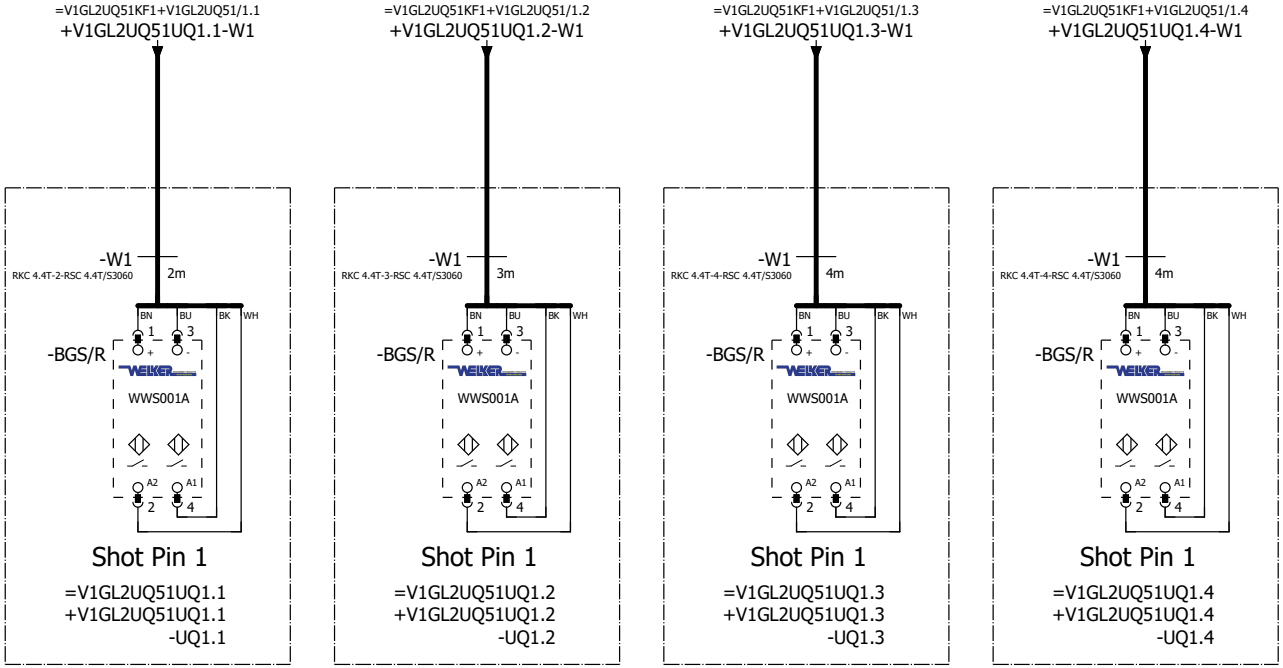

=V1GL2UQ51 -UQ1.1-BGS/R Shot Pin 1	=V1GL2UQ51 -UQ1.2-BGS/R Shot Pin 1	=V1GL2UQ51 -UQ1.3-BGS/R Shot Pin 1	=V1GL2UQ51 -UQ1.4-BGS/R Shot Pin 1

=V1GL2UQ51KF2+V1GL2UQ51/5

=V1GL2UQ51UQ2+.GL2UQ51UQ2/1

			Date	12/2/2022	Volvo Trucks North America		Valiant TMS	FESTO DQ CONNECTION QN1	Drawing name: =2V05&EFS-EL	= V1GL2UQ51UQ1	
			Ed.	MKLEPADLO						+ V1GL2UQ51UQ1	
			Appr		P6700 Firewall - Cell 2V05				Document type: EFS	Project nr: 22-16143	Page 1
Modification	Date	Name	Original		Replacement of	Replaced by	Scale 1:1				1019

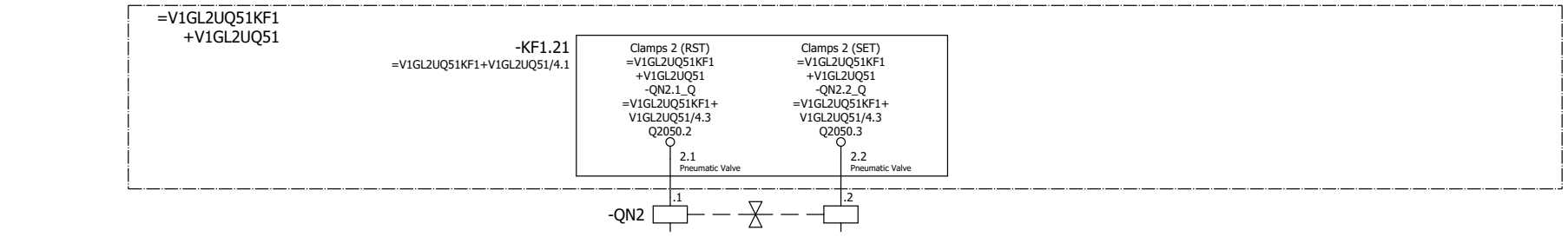

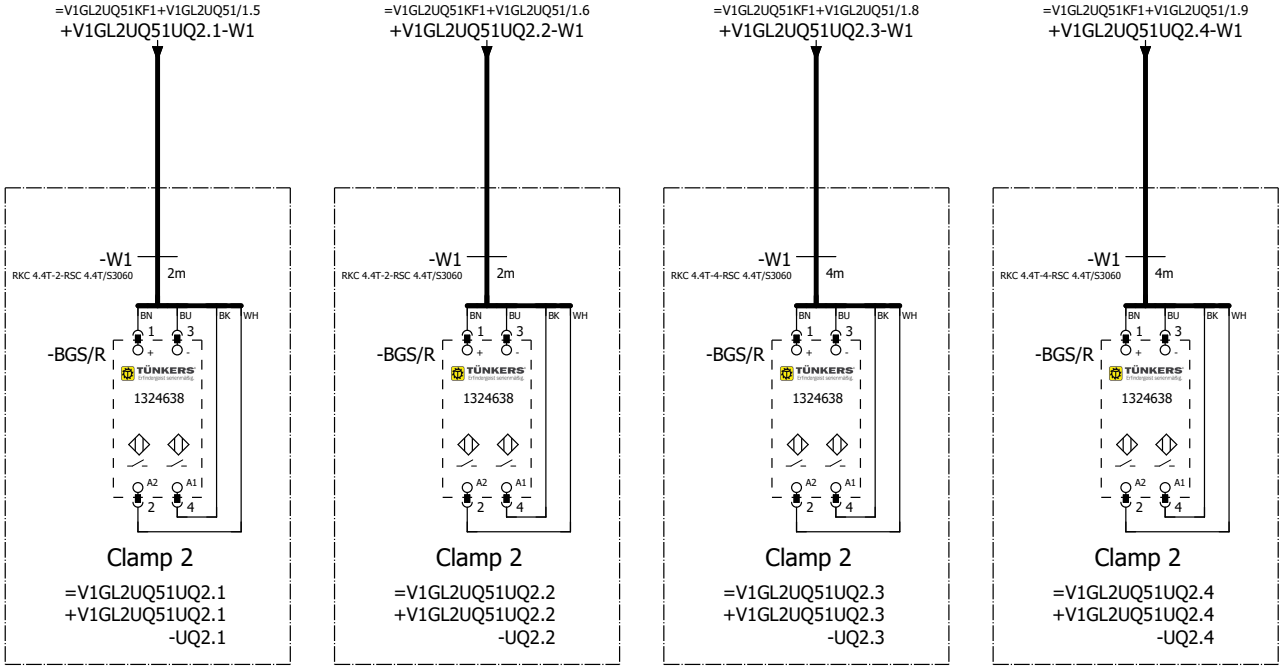

=V1GL2UQ51 -UQ2.1-BGS/R Clamp 2	=V1GL2UQ51 -UQ2.2-BGS/R Clamp 2	=V1GL2UQ51 -UQ2.3-BGS/R Clamp 2	=V1GL2UQ51 -UQ2.4-BGS/R Clamp 2

=V1GL2UQ51UQ1+.GL2UQ51UQ1/1

=V1GL2UQ51UQ3+.GL2UQ51UQ3/1

			Date	12/2/2022	Volvo Trucks North America		Valiant TMS	FESTO DQ CONNECTION QN2	Drawing name: =2V05&EFS-EL	= V1GL2UQ51UQ2	
			Ed.	MKLEPADLO						+ V1GL2UQ51UQ2	
			Appr		P6700 Firewall - Cell 2V05				Document type: EFS	Project nr: 22-16143	Page 1
Modification	Date	Name	Original		Replacement of	Replaced by	Scale 1:1				1019

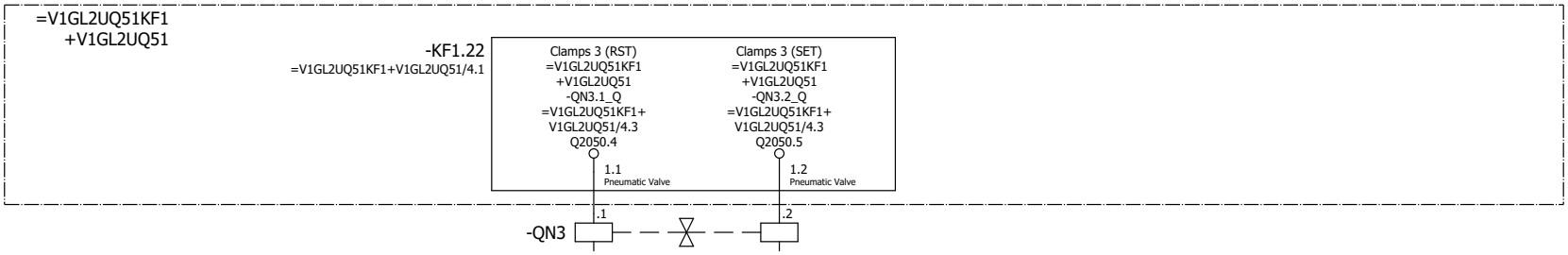

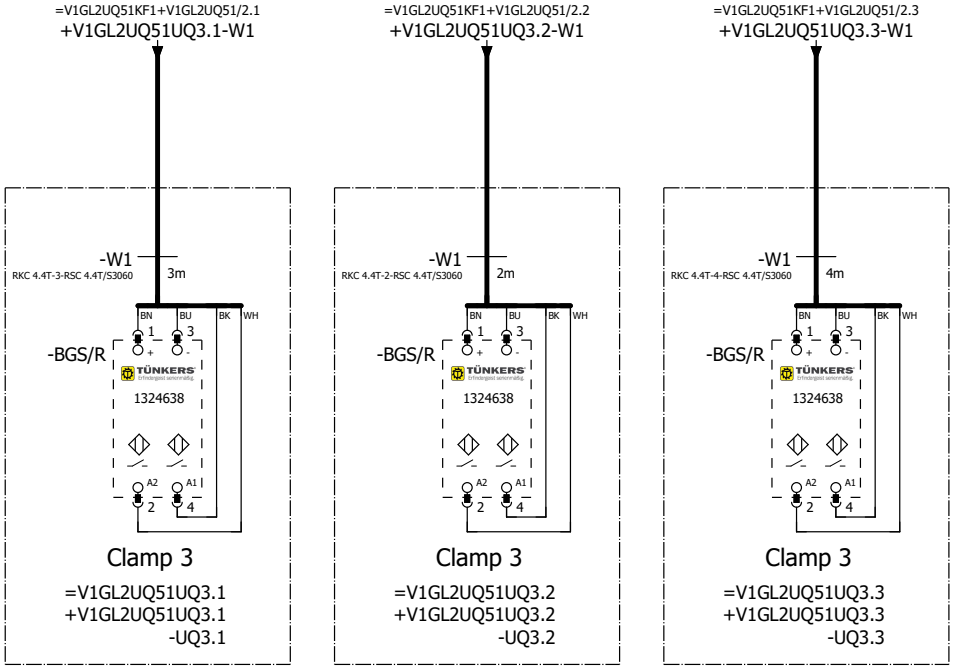

=V1GL2UQ51
-UQ3.1-BGS/R
Clamp 3

=V1GL2UQ51
-UQ3.2-BGS/R
Clamp 3

=V1GL2UQ51
-UQ3.3-BGS/R
Clamp 3

=V1GL2UQ51UQ2+.GL2UQ51UQ2/1

=V1GL2UQ51UQ4+.GL2UQ51UQ4/1

			Date	12/2/2022	Volvo Trucks North America		Valiant TMS	FESTO DQ CONNECTION QN3	Drawing name: =2V05&EFS-EL	= V1GL2UQ51UQ3	
			Ed.	MKLEPADLO						+ V1GL2UQ51UQ3	
			Appr		P6700 Firewall - Cell 2V05				Document type: EFS	Project nr: 22-16143	Page 1
Modification	Date	Name	Original		Replacement of	Replaced by	Scale 1:1				1019

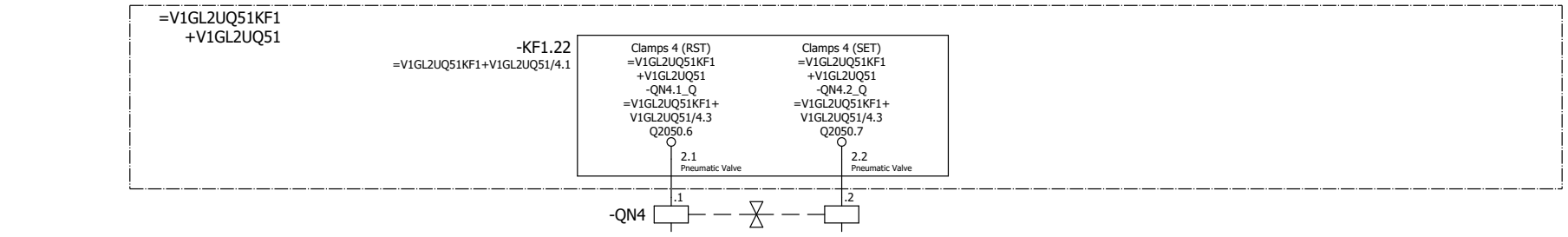

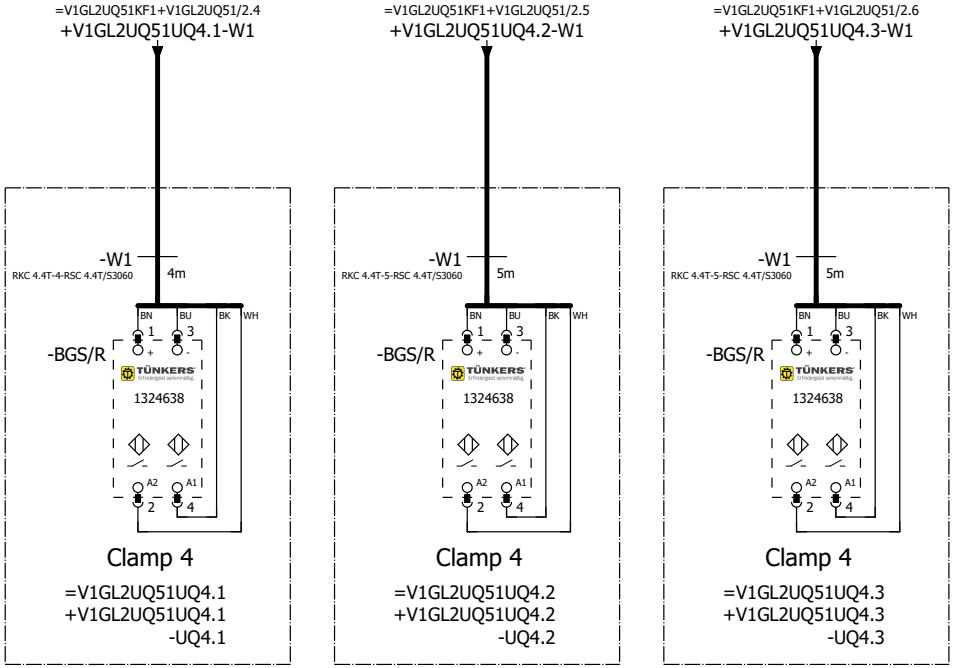

=V1GL2UQ51 -UQ4.1-BGS/R Clamp 4	=V1GL2UQ51 -UQ4.2-BGS/R Clamp 4	=V1GL2UQ51 -UQ4.3-BGS/R Clamp 4

=V1GL2UQ51UQ3+.GL2UQ51UQ3/1

=V1GL2UQ51UQ5+.GL2UQ51UQ5/1

			Date	12/2/2022	Volvo Trucks North America		Valiant TMS	FESTO DQ CONNECTION QN4	Drawing name: =2V05&EFS-EL	= V1GL2UQ51UQ4	
			Ed.	MKLEPADLO						+ V1GL2UQ51UQ4	
			Appr		P6700 Firewall - Cell 2V05		Scale 1:1		Document type: EFS	Project nr: 22-16143	Page 1
Modification	Date	Name	Original		Replacement of	Replaced by					1019

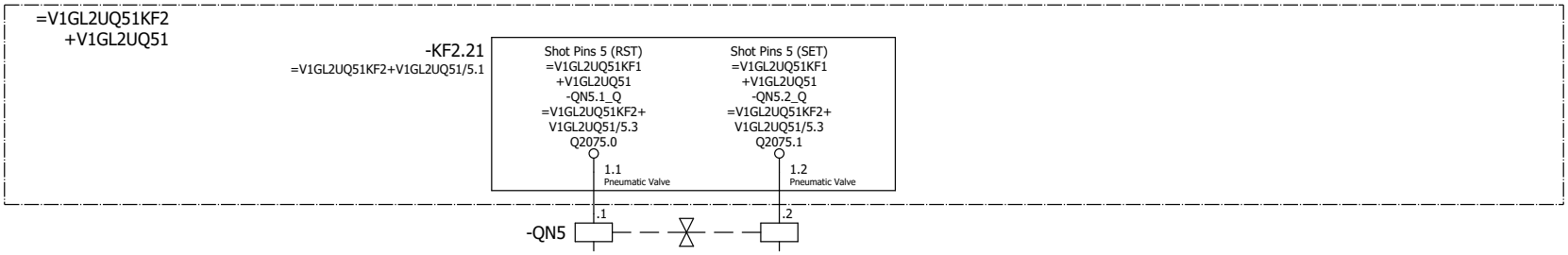

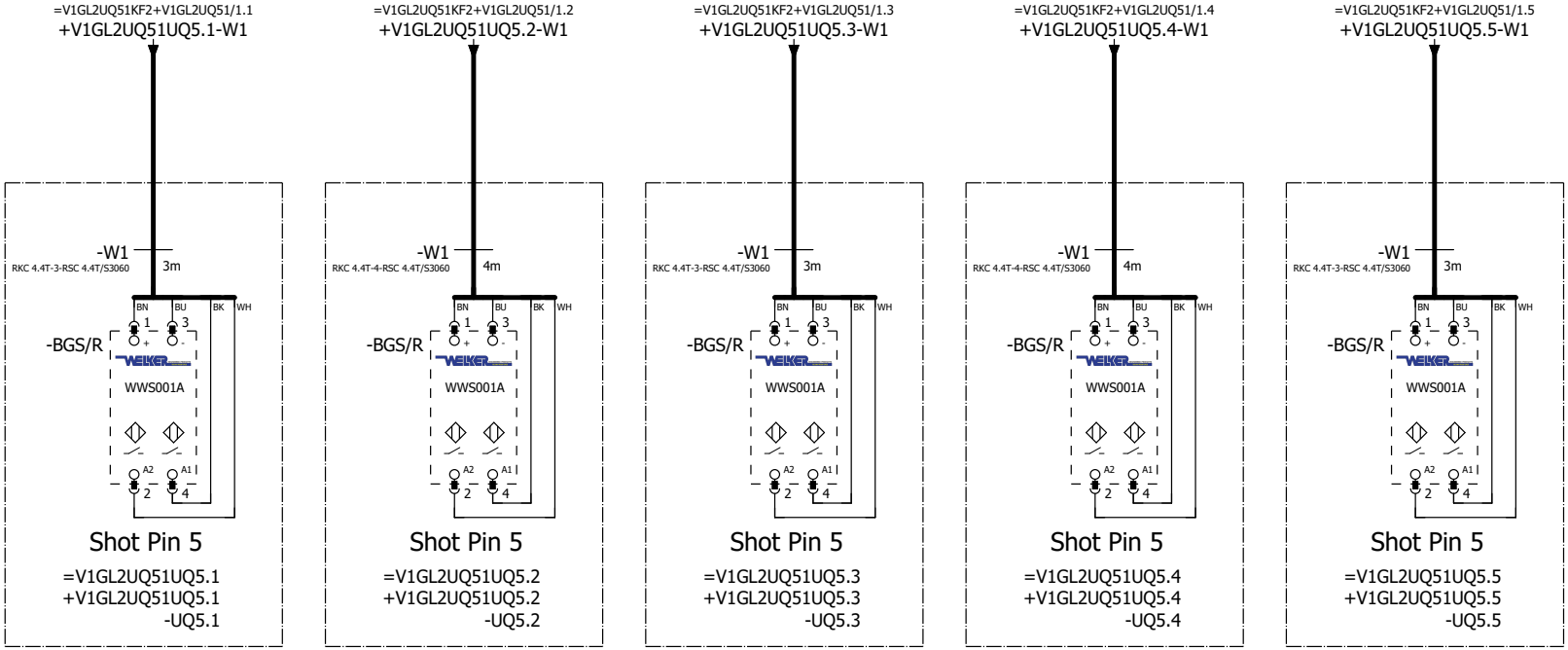

=V1GL2UQ51 -UQ5.1-BGS/R Shot Pin 5	=V1GL2UQ51 -UQ5.2-BGS/R Shot Pin 5	=V1GL2UQ51 -UQ5.3-BGS/R Shot Pin 5	=V1GL2UQ51 -UQ5.4-BGS/R Shot Pin 5	=V1GL2UQ51 -UQ5.5-BGS/R Shot Pin 5

=V1GL2UQ51UQ4+.GL2UQ51UQ4/1

=V1GL2UQ51UQ6+.GL2UQ51UQ6/1

			Date	12/2/2022	Volvo Trucks North America		Valiant TMS	FESTO DQ CONNECTION QN5	Drawing name: =2V05&EFS-EL	= V1GL2UQ51UQ5	
			Ed.	MKLEPADLO						+ V1GL2UQ51UQ5	
			Appr		P6700 Firewall - Cell 2V05				Document type: EFS	Project nr: 22-16143	Page 1
Modification	Date	Name	Original		Replacement of	Replaced by	Scale 1:1				1019

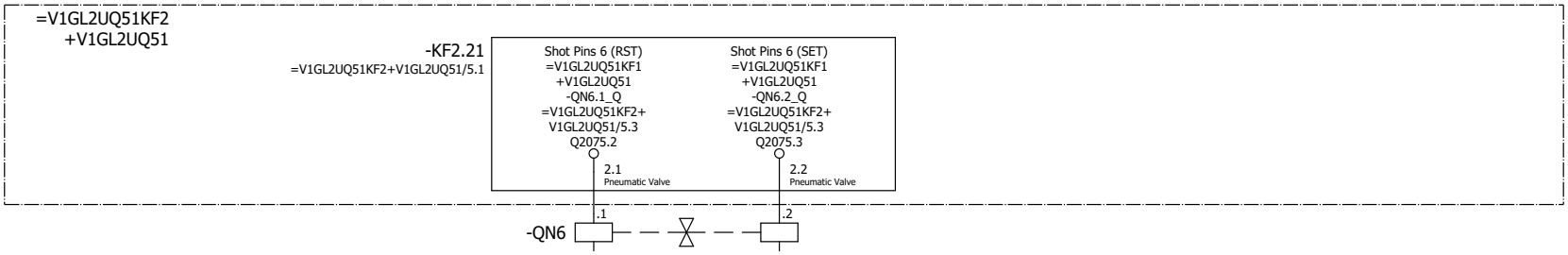

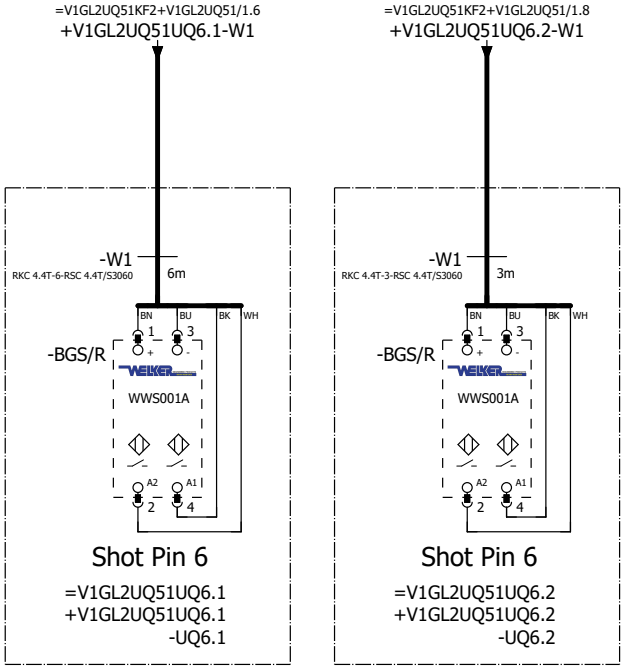

=V1GL2UQ51
-UQ6.1-BGS/R
Shot Pin 6

=V1GL2UQ51
-UQ6.2-BGS/R
Shot Pin 6

=V1GL2UQ51UQ5+.GL2UQ51UQ5/1

=V1GL2UQ51UQ7+.GL2UQ51UQ7/1

			Date	12/2/2022	Volvo Trucks North America	Valiant TMS	FESTO DQ CONNECTION QN6	Drawing name: =2V05&EFS-EL	= V1GL2UQ51UQ6	
			Ed.	MKLEPADLO					+ V1GL2UQ51UQ6	
			Appr		P6700 Firewall - Cell 2V05			Document type: EFS	Project nr: 22-16143	Page 1
Modification	Date	Name	Original		Replacement of	Replaced by	Scale 1:1			1019

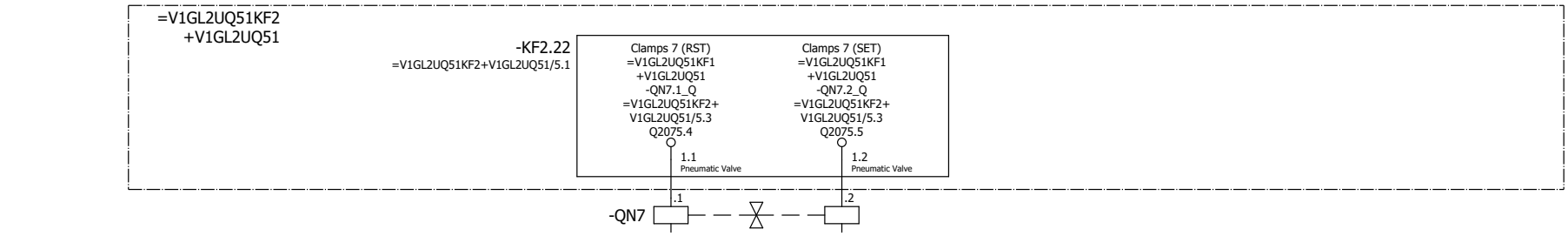

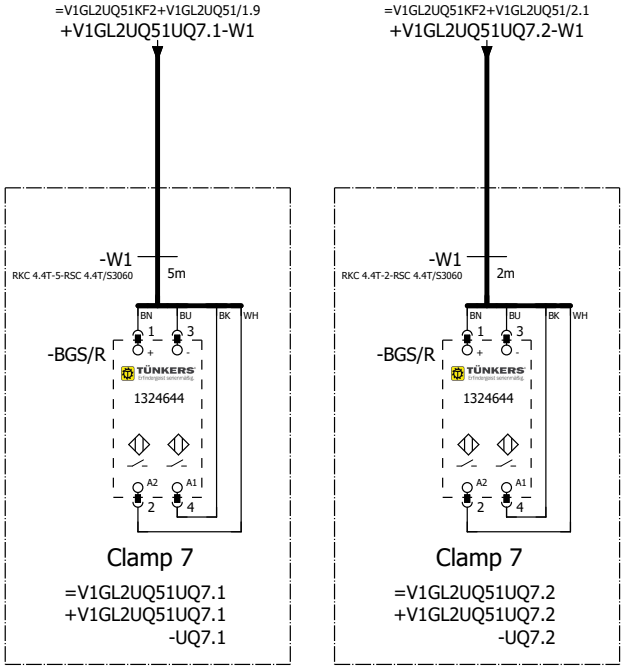

=V1GL2UQ51
-UQ7.1-BGS/R
Clamp 7

=V1GL2UQ51
-UQ7.2-BGS/R
Clamp 7

=V1GL2UQ51UQ6+.GL2UQ51UQ6/1

=V1GL2UQ51UQ8+.GL2UQ51UQ8/1

			Date	12/2/2022	Volvo Trucks North America		Valiant TMS	FESTO DQ CONNECTION QN6	Drawing name: =2V05&EFS-EL	= V1GL2UQ51UQ7
			Ed.	MKLEPADLO						+ V1GL2UQ51UQ7
			Appr		P6700 Firewall - Cell 2V05				Document type: EFS	Project nr: 22-16143
Modification	Date	Name	Original		Replacement of	Replaced by	Scale 1:1			Page 1 / 1019

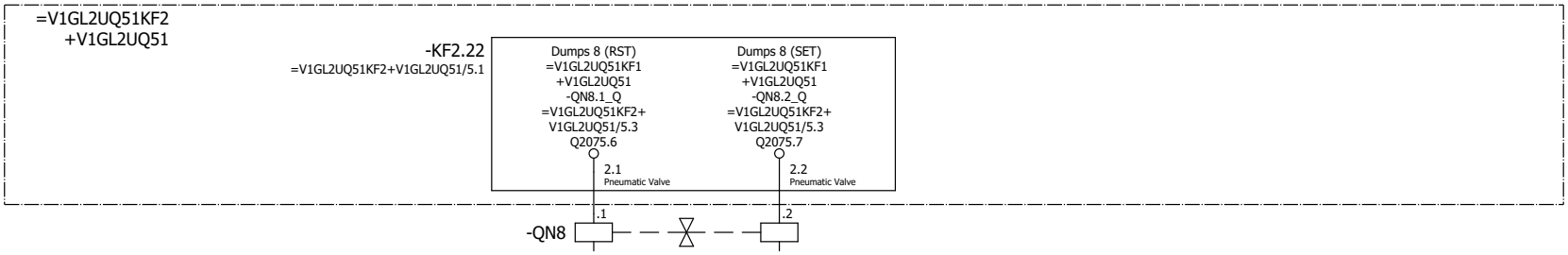

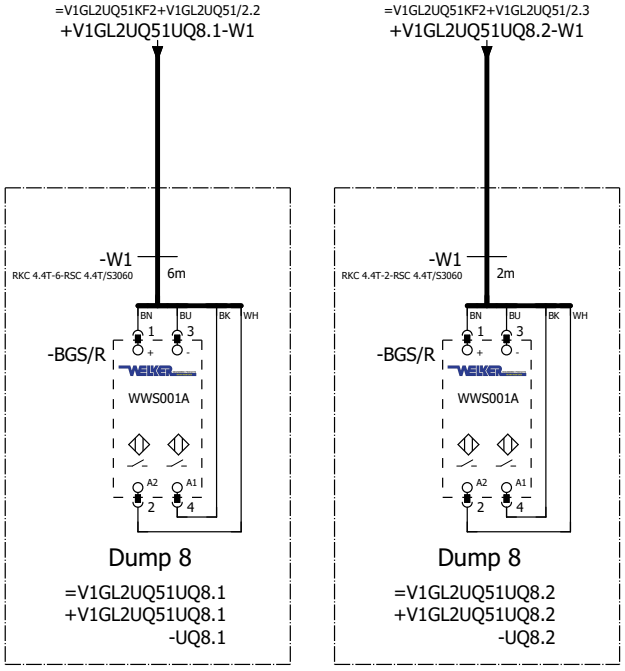

=V1GL2UQ51
-UQ8.1-BGS/R
Dump 8

=V1GL2UQ51
-UQ8.2-BGS/R
Dump 8

=V1GL2UQ51UQ7+.GL2UQ51UQ7/1

=V1GL2UQ51UQ9+.GL2UQ51UQ9/1

			Date	12/2/2022	Volvo Trucks North America	Valiant TMS	FESTO DQ CONNECTION QN4	Drawing name: =2V05&EFS-EL	= V1GL2UQ51UQ8	
			Ed.	MKLEPADLO					+ V1GL2UQ51UQ8	
			Appr		P6700 Firewall - Cell 2V05	Scale 1:1		Document type: EFS	Project nr: 22-16143	Page 1
Modification	Date	Name	Original		Replacement of	Replaced by				1019

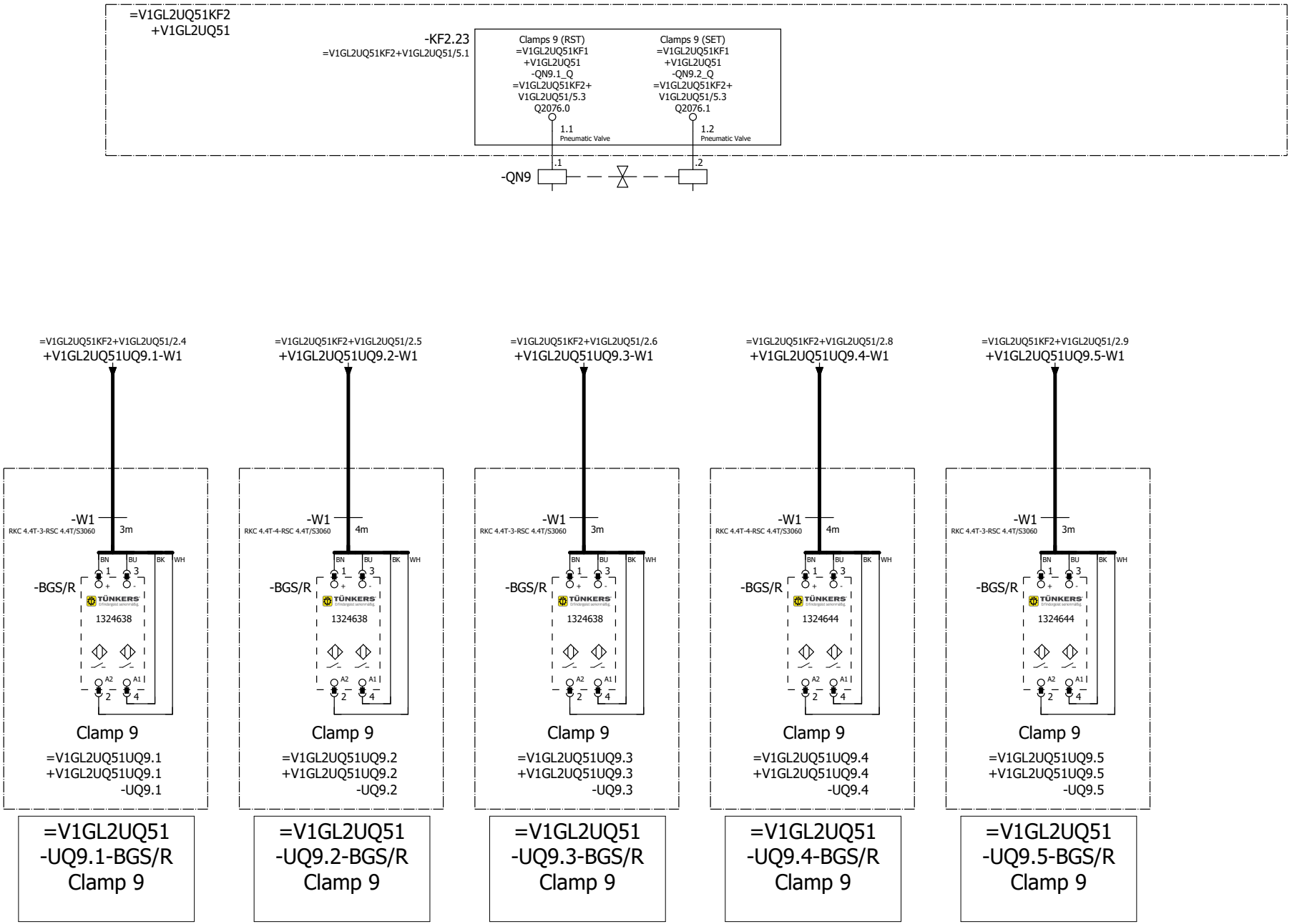

=V1GL2UQ51UQ8+.GL2UQ51UQ8/1

=V1GL2UQ51UQ10+.GL2UQ51UQ10/1

			Date	12/2/2022	Volvo Trucks North America		Valiant TMS	FESTO DQ CONNECTION QN5	Drawing name: =2V05&EFS-EL	= V1GL2UQ51UQ9
			Ed.	MKLEPADLO						+ V1GL2UQ51UQ9
			Appr		P6700 Firewall - Cell 2V05				Document type: EFS	Project nr: 22-16143
Modification	Date	Name	Original		Replacement of	Replaced by	Scale 1:1			Page 1 / 1019

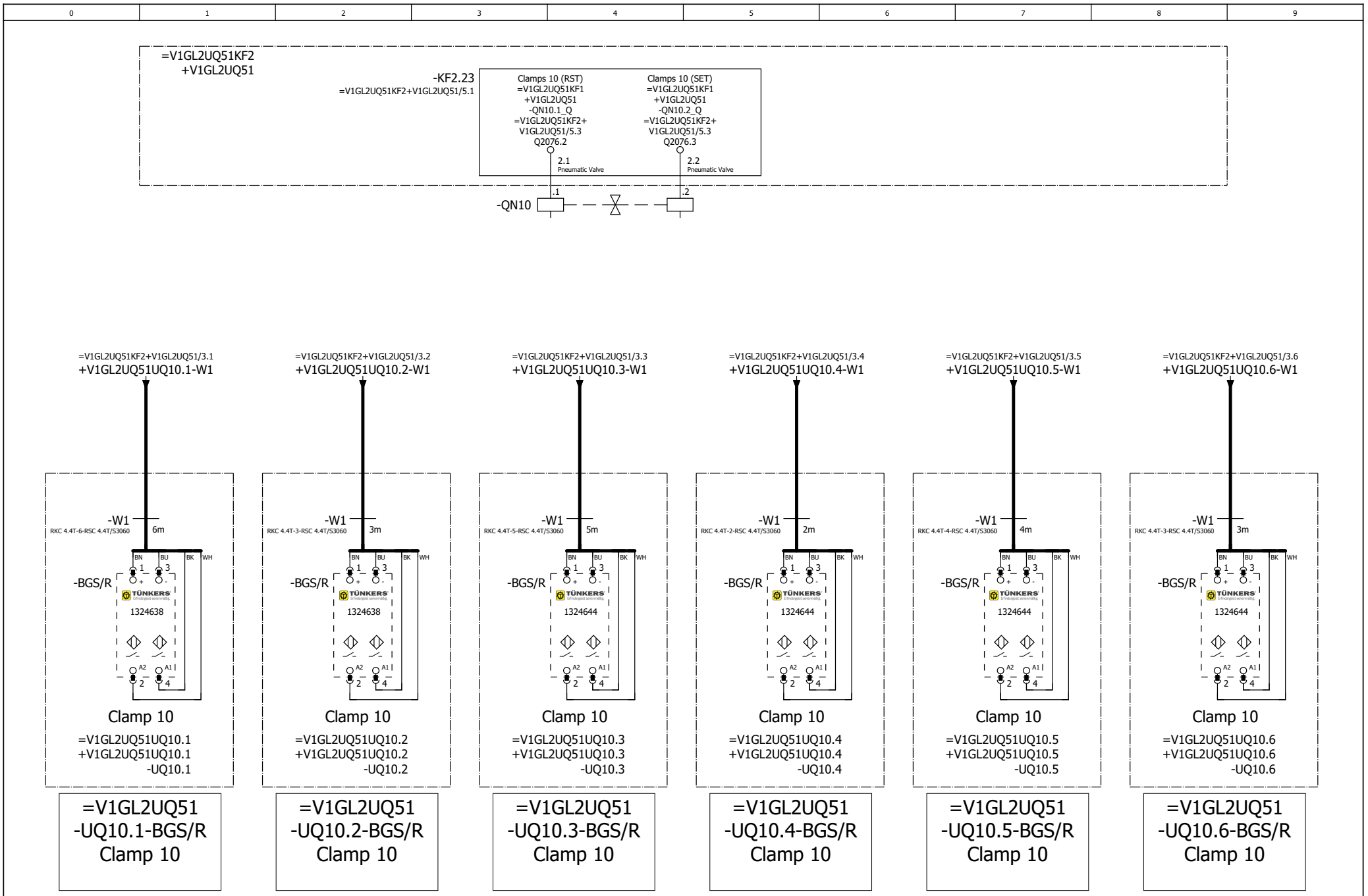

			Date	12/2/2022	Volvo Trucks North America		Valiant TMS	FESTO DQ CONNECTION QN6	Drawing name: =2V05&EFS-EL	= V1GL2UQ51UQ10	
			Ed.	MKLEPADLO						+ V1GL2UQ51UQ10	
			Appr		P6700 Firewall - Cell 2V05				Document type: EFS	Project nr: 22-16143	Page 1
Modification	Date	Name	Original		Replacement of	Replaced by	Scale 1:1				1019

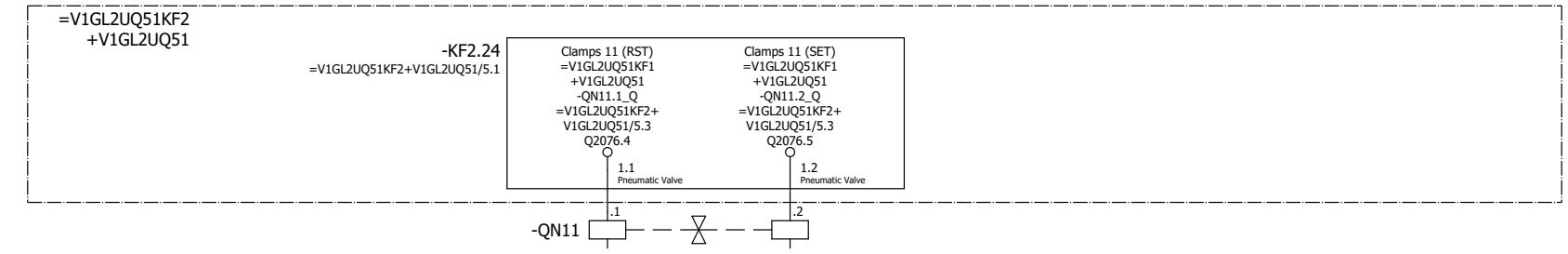

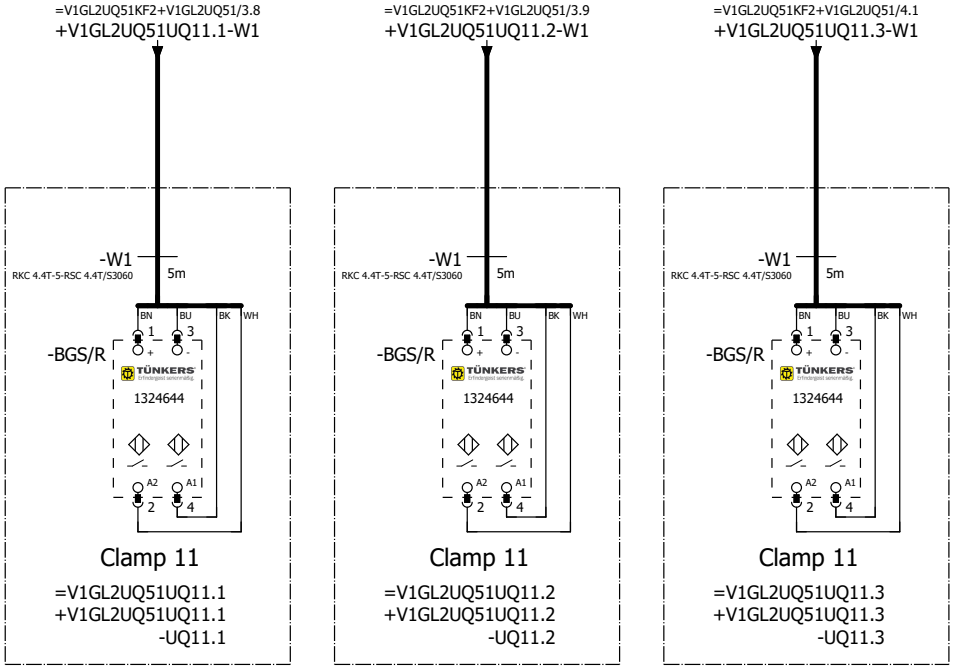

=V1GL2UQ51
-UQ11.1-BGS/R
Clamp 11

=V1GL2UQ51
-UQ11.2-BGS/R
Clamp 11

=V1GL2UQ51
-UQ11.3-BGS/R
Clamp 11

=V1GL2UQ51UQ10+.GL2UQ51UQ10/1

=V1GL2UQ51WC4+V1GL2UQ51/1

			Date	12/2/2022	Volvo Trucks North America		Valiant TMS	FESTO DQ CONNECTION QN6	Drawing name: =2V05&EFS-EL	= V1GL2UQ51UQ11
			Ed.	MKLEPADLO						+ V1GL2UQ51UQ11
			Appr		P6700 Firewall - Cell 2V05		Scale 1:1		Document type: EFS	Project nr: 22-16143
Modification	Date	Name	Original		Replacement of	Replaced by				Page 1 / 1019

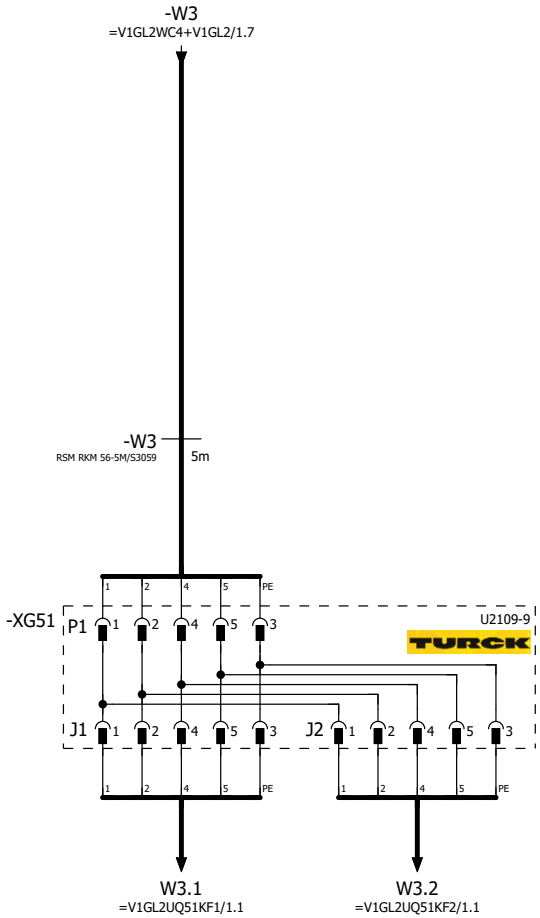

=V1GL2UQ51UQ11+.GL2UQ51UQ11/1

=V1GL2WC1+.GL2UC01/1

			Date	12/2/2022	Volvo Trucks North America		Valiant TMS	24VDC	Drawing name: =2V05&EFS-EL	= V1GL2UQ51WC4	
			Ed.	MKLEPADLO						+ V1GL2UQ51	
			Appr		P6700 Firewall - Cell 2V05				Document type: EFS	Project nr: 22-16143	Page 1
Modification	Date	Name	Original		Replacement of	Replaced by	Scale 1:1				1019

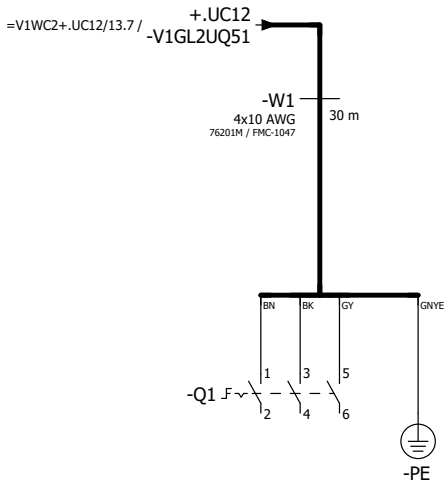

=V1GL2UQ51WC4+.GL2UQ51/1

=V1GL2WC4+V1GL2/1

			Date	12/2/2022	Volvo Trucks North America		Valiant TMS	Incoming power	Drawing name: =2V05&EFS-EL		= V1GL2WC1
			Ed.	MKLEPADLO							+ V1GL2UC01
			Appr		P6700 Firewall - Cell 2V05				Document type: EFS	Project nr: 22-16143	Page 1
Modification	Date	Name	Original		Replacement of	Replaced by	Scale 1:1				1019

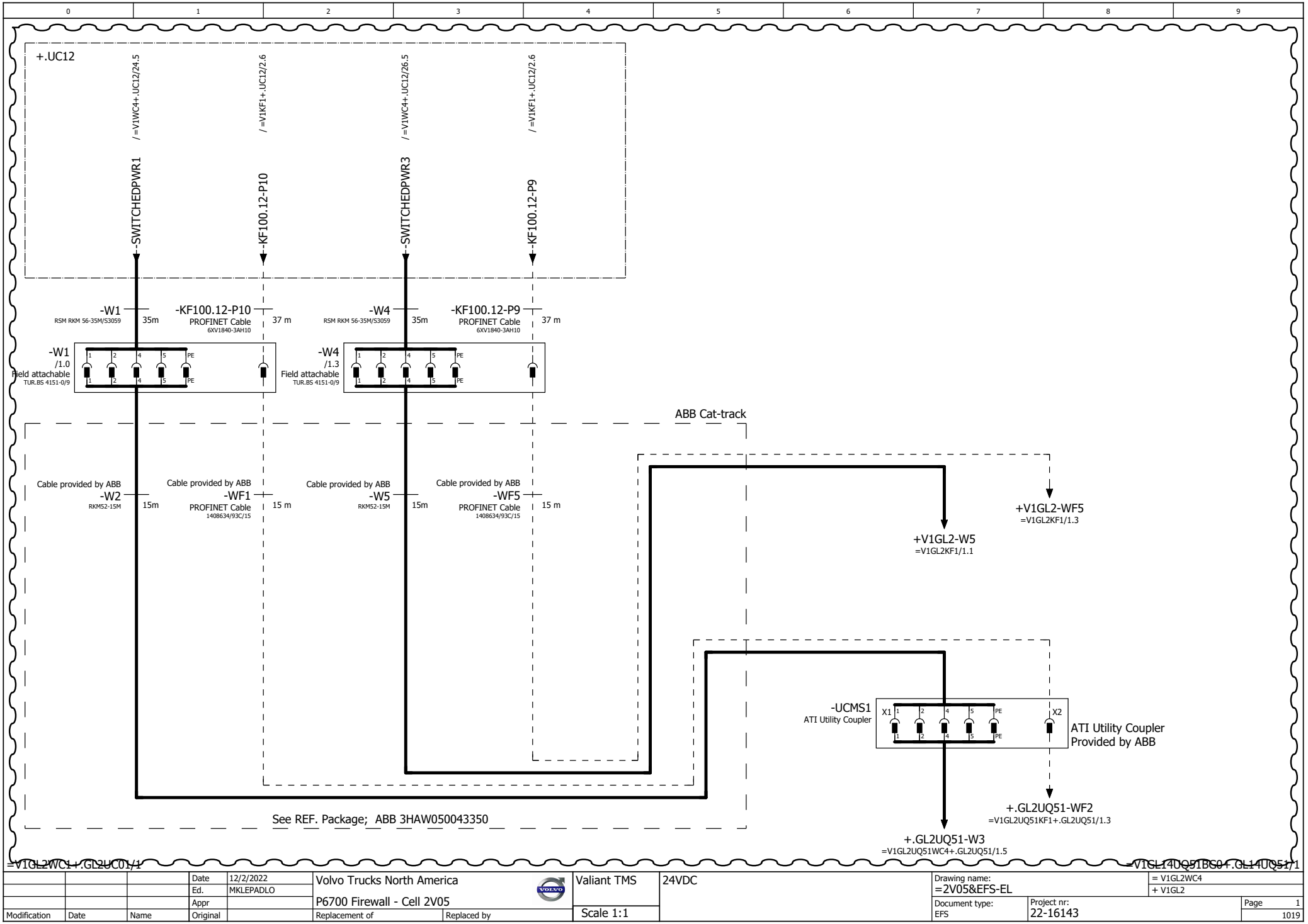

			Date	12/2/2022	Volvo Trucks North America		Valiant TMS	24VDC	Drawing name: =2V05&EFS-EL	= V1GL2WC4 + V1GL2
			Ed.	MKLEPADLO	P6700 Firewall - Cell 2V05		Scale 1:1		Document type: EFS	Project nr: 22-16143
			Appr							Page 1 / 1019
Modification	Date	Name	Original		Replacement of	Replaced by				

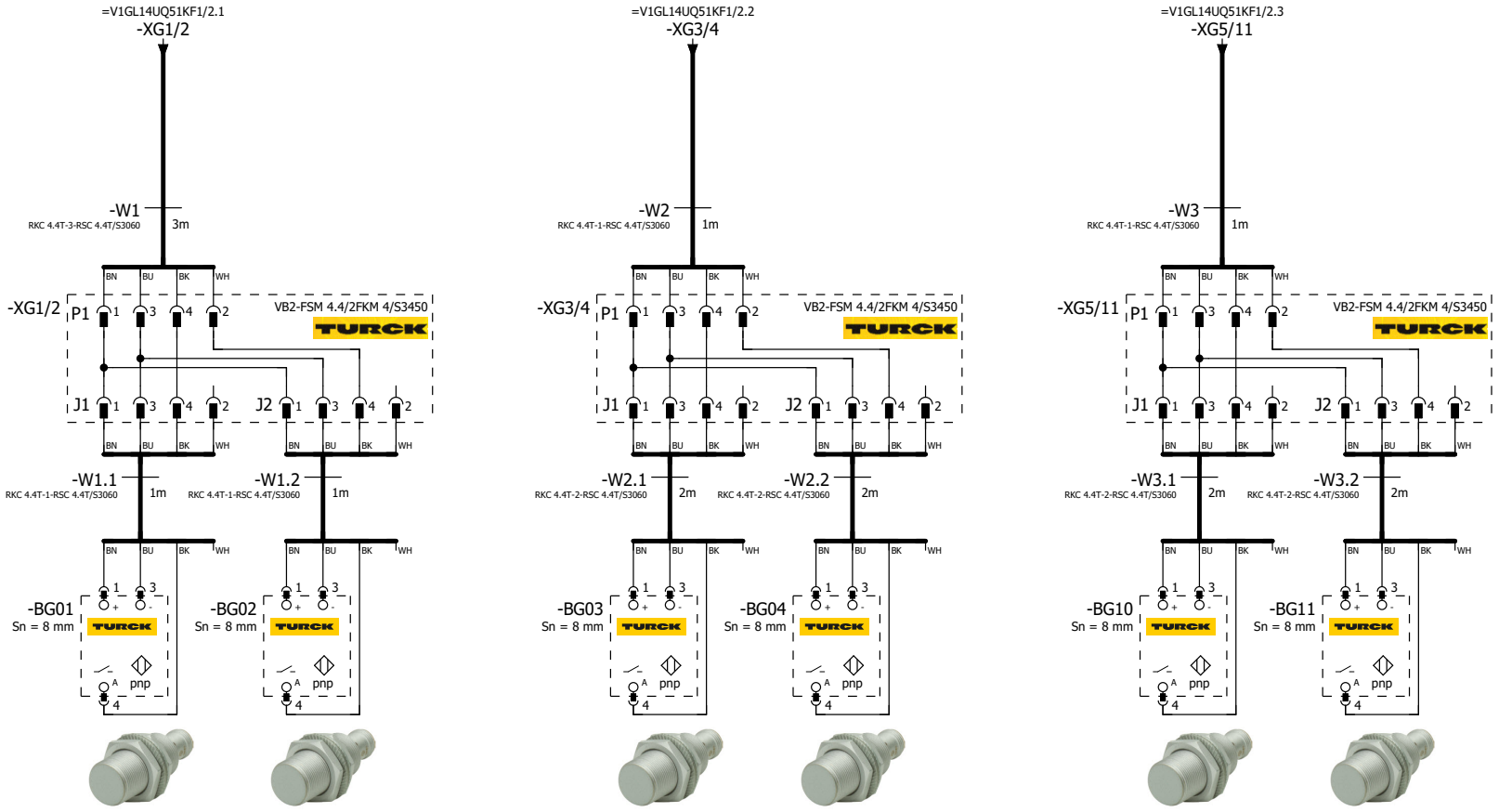

=V1GL14UQ51 -BG01 Pallet Present at Load Sta #1	=V1GL14UQ51 -BG02 Pallet Present at Accum Zone 1-2	=V1GL14UQ51 -BG03 Pallet Present at Mid-Stop Sta #2	=V1GL14UQ51 -BG04 Pallet Present at Accum Zone 2-3	=V1GL14UQ51 -BG10 Pallet Present at Pre-Load Sta #6	=V1GL14UQ51 -BG11 Good Pallet Detected at Load

=V1GL2WC4+.GL2/1

=V1GL14UQ51KF1/1

			Date	12/2/2022	Volvo Trucks North America	Valiant TMS	SENSORS	Drawing name: =2V05&EFS-EL	= V1GL14UQ51BG0
			Ed.	MKLEPADLO					+ V1GL14UQ51
			Appr		P6700 Firewall - Cell 2V05			Document type: EFS	Project nr: 22-16143
Modification	Date	Name	Original		Replacement of / Replaced by	Scale 1:1			Page 1 / 1019

=V1WC4+.UC14/22.5 / W1

=V1KF1+.UC14/2.6 / +.UC14-KF100.14-P14

-W1
RSM RKM 56-20M/S3059
20m

-KF100.14-P15
PROFINET Cable
6XV1840-3AH10
20 m

-KF1

X20 M12, 7/8" 1 2 PE 4 5
0V_VAL / OUT
0V_EL / SEN
FE
24V_EL / SEN
24V_VAL / OUT

-TP1 -TP2

ON
OFF
1 2 1 2

FESTO
Bus node + Interlinking block
548755 + 550208

-KF1.11

FESTO
CPX-M-AB-8-M12X2-5POL
549335

I2350.0	DI 0 X1:4	V1GL14UQ51UQ1.1-BGR	Pallet Stop Station #1 Load (RESET)
I2350.1	DI 1 X1:2	V1GL14UQ51UQ1.1-BGS	Pallet Stop Station #1 Load (SET)
I2350.2	DI 2 X2:4	V1GL14UQ51UQ2.1-BGR	Pallet Stop Station #2 Mid-Stop (RESET)
I2350.3	DI 3 X2:2	V1GL14UQ51UQ2.1-BGS	Pallet Stop Station #2 Mid-Stop (SET)
I2350.4	DI 4 X3:4	V1GL14UQ51UQ6.1-BGR	Pallet Stop Station #6 Pre-Load (RESET)
I2350.5	DI 5 X3:2	V1GL14UQ51UQ6.1-BGS	Pallet Stop Station #6 Pre-Load (SET)
I2350.6	DI 6 X4:4	I2350.6	SPARE
I2350.7	DI 7 X4:2	I2350.7	SPARE
I2351.0	DI 8 X5:4	I2351.0	SPARE
I2351.1	DI 9 X5:2	I2351.1	SPARE
I2351.2	DI 10 X6:4	I2351.2	SPARE
I2351.3	DI 11 X6:2	I2351.3	SPARE
I2351.4	DI 12 X7:4	I2351.4	SPARE
I2351.5	DI 13 X7:2	I2351.5	SPARE
I2351.6	DI 14 X8:4	I2351.6	SPARE
I2351.7	DI 15 X8:2	I2351.7	SPARE

X1 X2 X3 X4 X5 X6 X7 X8 M12
24V DI 1 0V DI 0 FE
24V DI 3 0V DI 2 FE
24V DI 5 0V DI 4 FE
24V DI 7 0V DI 6 FE
24V DI 9 0V DI 8 FE
24V DI 11 0V DI 10 FE
24V DI 13 0V DI 12 FE
24V DI 15 0V DI 14 FE
1 2 3 4 5
BN WH BU BK

+.GL14UQ51UQ1.1-W1
=V1GL14UQ51UQ1+.GL14UQ51UQ1/1.1

+.GL14UQ51UQ2.1-W1
=V1GL14UQ51UQ2+.GL14UQ51UQ2/1.1

+.GL14UQ51UQ6.1-W1
=V1GL14UQ51UQ6+.GL14UQ51UQ6/1.1

=V1GL14UQ51BG0/1

2

			Date	12/2/2022	Volvo Trucks North America	Valiant TMS	CONNECTING MOD. FOR VTSA MANIFOLD	Drawing name: =2V05&EFS-EL	= V1GL14UQ51KF1	
			Ed.	MKLEPADLO					+ V1GL14UQ51	
			Appr		P6700 Firewall - Cell 2V05			Document type: EFS	Project nr: 22-16143	Page 1
Modification	Date	Name	Original		Replacement of	Replaced by	Scale 1:1			1019

-KF1.12

FESTO

CPX-M-AB-8-M12X2-5POL

549335

I2352.0	DI 0 X1:4	V1GL14UQ51-BG01	Sensor Pallet Present at Load Sta #1
I2352.1	DI 1 X1:2	V1GL14UQ51-BG02	Sensor Pallet Present at Accum Zone 1-2
I2352.2	DI 2 X2:4	V1GL14UQ51-BG03	Sensor Pallet Present at Mid-Stop Sta #2
I2352.3	DI 3 X2:2	V1GL14UQ51-BG04	Sensor Pallet Present at Accum Zone 2-3
I2352.4	DI 4 X3:4	V1GL14UQ51-BG10	Sensor Pallet Present at Pre-Load Sta #6
I2352.5	DI 5 X3:2	V1GL14UQ51-BG11	Sensor Good Pallet Detected at Load
I2352.6	DI 6 X4:4	I2352.6	SPARE
I2352.7	DI 7 X4:2	I2352.7	SPARE
I2353.0	DI 8 X5:4	I2353.0	SPARE
I2353.1	DI 9 X5:2	I2353.1	SPARE
I2353.2	DI 10 X6:4	I2353.2	SPARE
I2353.3	DI 11 X6:2	I2353.3	SPARE
I2353.4	DI 12 X7:4	I2353.4	SPARE
I2353.5	DI 13 X7:2	I2353.5	SPARE
I2353.6	DI 14 X8:4	I2353.6	SPARE
I2353.7	DI 15 X8:2	I2353.7	SPARE

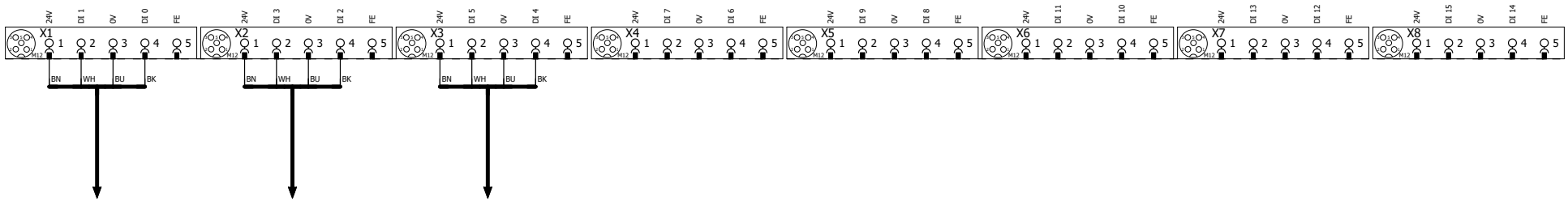

-XG1/2

=V1GL14UQ51BG0/1.1

-XG3/4

=V1GL14UQ51BG0/1.4

-XG5/11

=V1GL14UQ51BG0/1.6

1 3

			Date	12/2/2022	Volvo Trucks North America		Valiant TMS	I/O MOD. DI16 (8 x M12) FOR VTSA-F	Drawing name: =2V05&EFS-EL	= V1GL14UQ51KF1
			Ed.	MKLEPADLO						+ V1GL14UQ51
			Appr		P6700 Firewall - Cell 2V05		Scale 1:1		Document type: EFS	Project nr: 22-16143
Modification	Date	Name	Original		Replacement of	Replaced by				Page 2 / 1019

-KF1.13

FESTO

CPX-M-AB-8-M12X2-5POL

549335

I2354.0	DI 0 X1:4	I2354.0	SPARE
I2354.1	DI 1 X1:2	I2354.1	SPARE
I2354.2	DI 2 X2:4	I2354.2	SPARE
I2354.3	DI 3 X2:2	I2354.3	SPARE
I2354.4	DI 4 X3:4	I2354.4	SPARE
I2354.5	DI 5 X3:2	I2354.5	SPARE
I2354.6	DI 6 X4:4	I2354.6	SPARE
I2354.7	DI 7 X4:2	I2354.7	SPARE
I2355.0	DI 8 X5:4	I2355.0	SPARE
I2355.1	DI 9 X5:2	I2355.1	SPARE
I2355.2	DI 10 X6:4	I2355.2	SPARE
I2355.3	DI 11 X6:2	I2355.3	SPARE
I2355.4	DI 12 X7:4	I2355.4	SPARE
I2355.5	DI 13 X7:2	I2355.5	SPARE
I2355.6	DI 14 X8:4	I2355.6	SPARE
I2355.7	DI 15 X8:2	I2355.7	SPARE

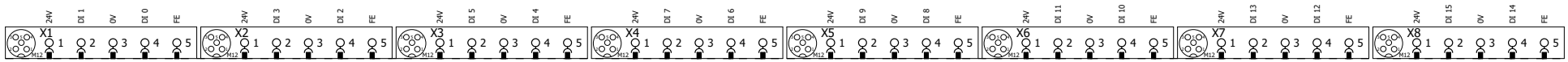

2 4

			Date	12/2/2022	Volvo Trucks North America		Valiant TMS	I/O MOD. DI16 (8 x M12) FOR VTSA-F	Drawing name: =2V05&EFS-EL	= V1GL14UQ51KF1	
			Ed.	MKLEPADLO						+ V1GL14UQ51	
			Appr		P6700 Firewall - Cell 2V05		Scale 1:1		Document type: EFS	Project nr: 22-16143	Page 3
Modification	Date	Name	Original		Replacement of	Replaced by					1019

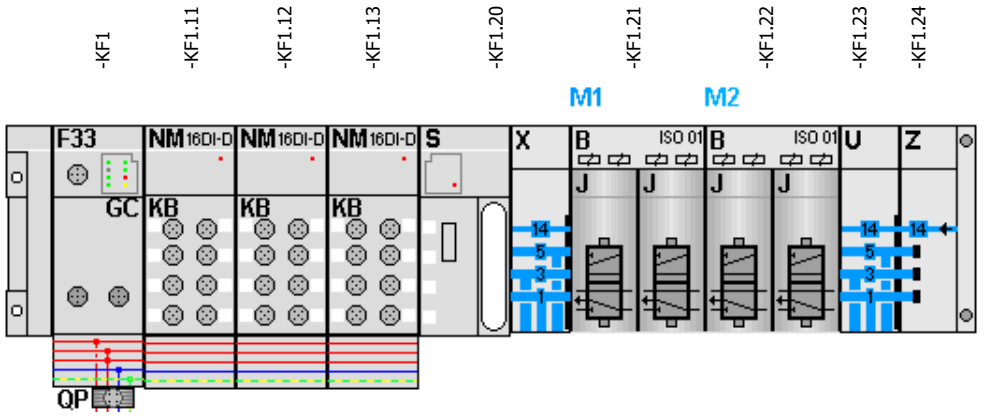

-KF1.21
=V1GL14UQ51UQ1+.GL14UQ51UQ1/1.3
=V1GL14UQ51UQ2+.GL14UQ51UQ2/1.3

FESTO

=V1GL14UQ51UQ1+.GL14UQ51UQ1/1.4	Q2350.0 DO 0 1.1	-QN1.1_Q	Pallet Stop Station #1 Load (RST)
=V1GL14UQ51UQ1+.GL14UQ51UQ1/1.4	Q2350.1 DO 1 1.2	-QN1.2_Q	Pallet Stop Station #1 Load (SET)
=V1GL14UQ51UQ2+.GL14UQ51UQ2/1.4	Q2350.2 DO 2 2.1	-QN2.1_Q	Pallet Stop Station #2 Mid-Stop (RST)
=V1GL14UQ51UQ2+.GL14UQ51UQ2/1.4	Q2350.3 DO 3 2.2	-QN2.2_Q	Pallet Stop Station #2 Mid-Stop (SET)

-KF1.22
=V1GL14UQ51UQ6+.GL14UQ51UQ6/1.3
=V1GL14UQ51UQx+.GL14UQ51UQx/1.3

FESTO

=V1GL14UQ51UQ6+.GL14UQ51UQ6/1.4	Q2350.4 DO 0 1.1	-QN3.1_Q	Pallet Stop Station #6 Pre-Load (RST)
=V1GL14UQ51UQ6+.GL14UQ51UQ6/1.4	Q2350.5 DO 1 1.2	-QN3.2_Q	Pallet Stop Station #6 Pre-Load (SET)
=V1GL14UQ51UQx+.GL14UQ51UQx/1.4	Q2350.6 DO 2 2.1	-QN4.1_Q	Spare (RST)
=V1GL14UQ51UQx+.GL14UQ51UQx/1.4	Q2350.7 DO 3 2.2	-QN4.2_Q	Spare (SET)

=V1GL14UQ51UQ1+.GL14UQ51UQ1/1

			Date	12/2/2022	Volvo Trucks North America	Valiant TMS	CONNECTING MOD. FOR FESTO DQ	Drawing name: =2V05&EFS-EL	= V1GL14UQ51KF1
			Ed.	MKLEPADLO					+ V1GL14UQ51
			Appr		P6700 Firewall - Cell 2V05	Scale 1:1		Document type: EFS	Project nr: 22-16143
Modification	Date	Name	Original		Replacement of / Replaced by				Page 4 / 1019

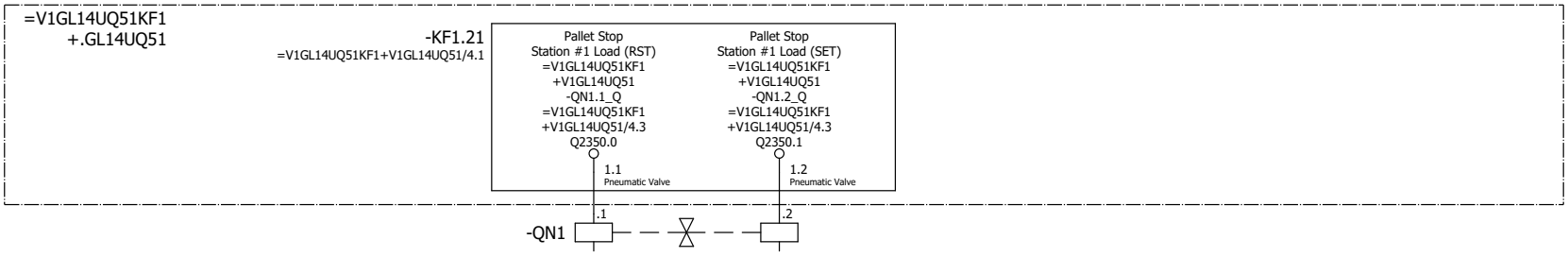

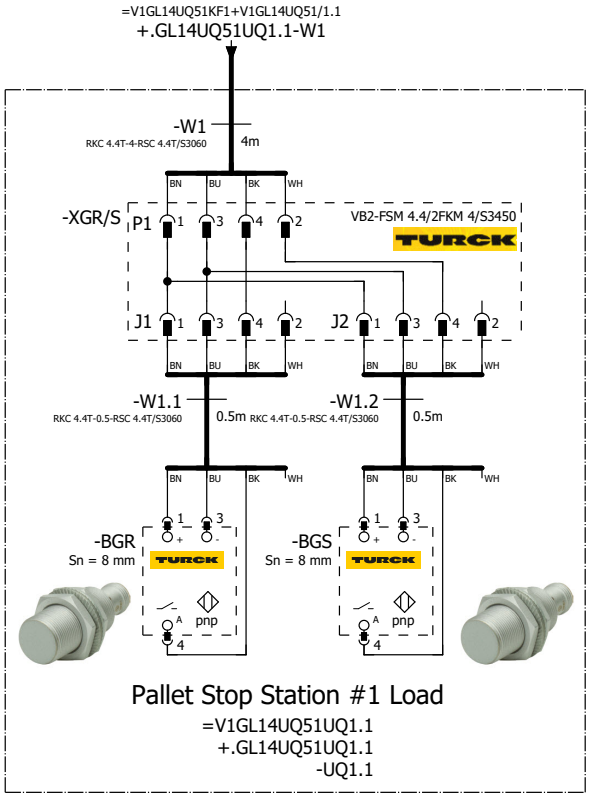

=V1GL14UQ51 -UQ1.1-BGR Pallet Stop Station #1 Load	=V1GL14UQ51 -UQ1.1-BGS Pallet Stop Station #1 Load

=V1GL14UQ51KF1+V1GL14UQ51/4

=V1GL14UQ51UQ2+.GL14UQ51UQ2/1

			Date	12/2/2022	Volvo Trucks North America	Valiant TMS	FESTO DQ CONNECTION QN1	Drawing name: =2V05&EFS-EL	= V1GL14UQ51UQ1	
			Ed.	MKLEPADLO					+ V1GL14UQ51UQ1	
			Appr		P6700 Firewall - Cell 2V05	Scale 1:1		Document type: EFS	Project nr: 22-16143	Page 1
Modification	Date	Name	Original		Replacement of	Replaced by				1019

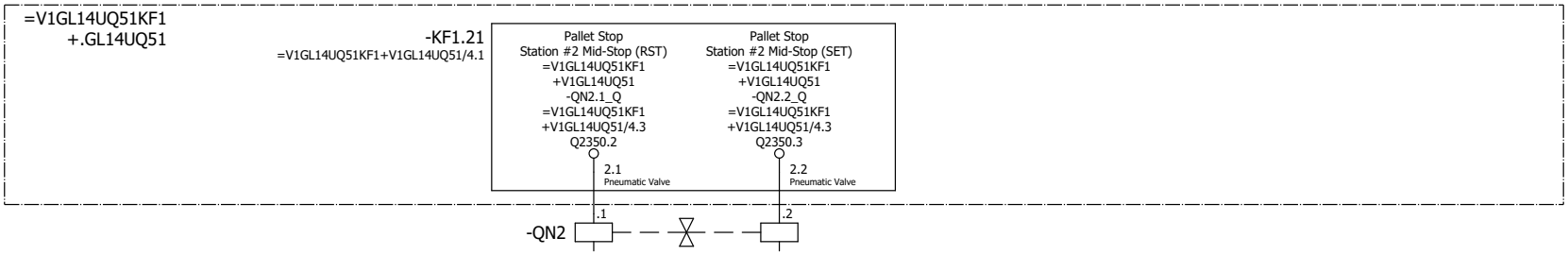

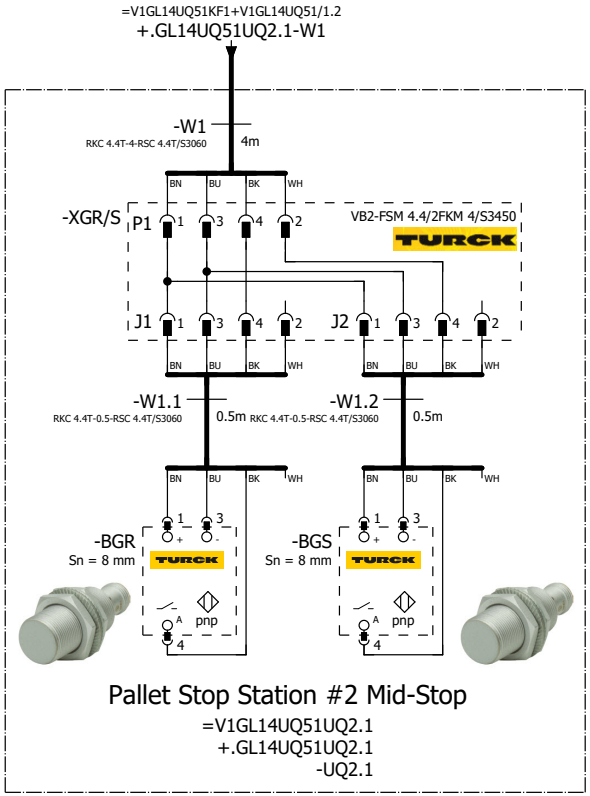

=V1GL14UQ51 -UQ2.1-BGR Pallet Stop Station #2 Mid-Stop	=V1GL14UQ51 -UQ2.1-BGS Pallet Stop Station #2 Mid-Stop

=V1GL14UQ51UQ1+.GL14UQ51UQ1/1

=V1GL14UQ51UQ6+.GL14UQ51UQ6/1

			Date	12/2/2022	Volvo Trucks North America		Valiant TMS	FESTO DQ CONNECTION QN2	Drawing name: =2V05&EFS-EL	= V1GL14UQ51UQ2 + V1GL14UQ51UQ2
			Ed.	MKLEPADLO						
			Appr		P6700 Firewall - Cell 2V05		Scale 1:1		Document type: EFS	Project nr: 22-16143
Modification	Date	Name	Original		Replacement of	Replaced by				Page 1 1019

=V1GL14UQ51KF1
+.GL14UQ51

-KF1.22
=V1GL14UQ51KF1+V1GL14UQ51/4.1

Pallet Stop
Station #6 Pre-Load (RST)
=V1GL14UQ51KF1
+V1GL14UQ51
-QN3.1_Q
=V1GL14UQ51KF1
+V1GL14UQ51/4.3
Q2350.4

Pallet Stop
Station #6 Pre-Load (SET)
=V1GL14UQ51KF1
+V1GL14UQ51
-QN3.2_Q
=V1GL14UQ51KF1
+V1GL14UQ51/4.3
Q2350.5

1.1 Pneumatic Valve
1.2 Pneumatic Valve

-QN3 .1 .2

=V1GL14UQ51KF1+V1GL14UQ51/1.3
+.GL14UQ51UQ6.1-W1

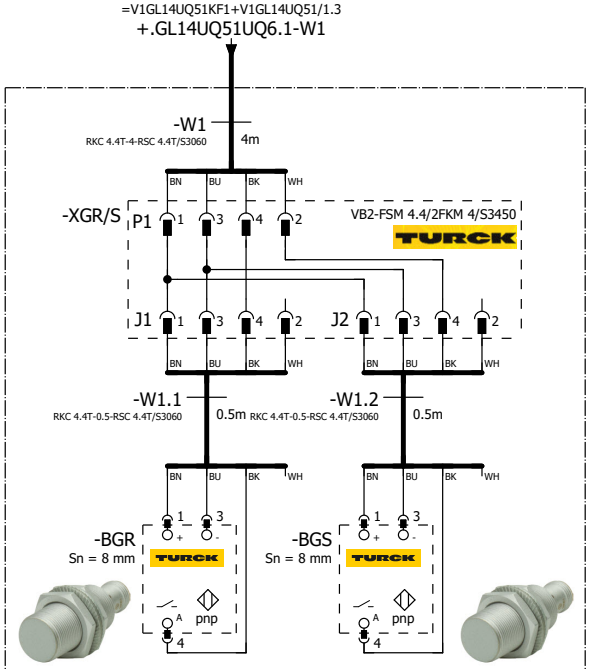

Pallet Stop Station #6 Pre-Load
=V1GL14UQ51UQ6.1
+.GL14UQ51UQ6.1
-UQ6.1

=V1GL14UQ51 -UQ6.1-BGR Pallet Stop Station #6 Pre-Load	=V1GL14UQ51 -UQ6.1-BGS Pallet Stop Station #6 Pre-Load

=V1GL14UQ51UQ2+.GL14UQ51UQ2/1

=V1GL14UQ51UQx+.GL14UQ51UQx/1

			Date	12/2/2022	Volvo Trucks North America		Valiant TMS	FESTO DQ CONNECTION QN3	Drawing name: =2V05&EFS-EL	= V1GL14UQ51UQ6	
			Ed.	MKLEPADLO						+ V1GL14UQ51UQ6	
			Appr		P6700 Firewall - Cell 2V05		Scale 1:1		Document type: EFS	Project nr: 22-16143	Page 1
Modification	Date	Name	Original		Replacement of	Replaced by					1019

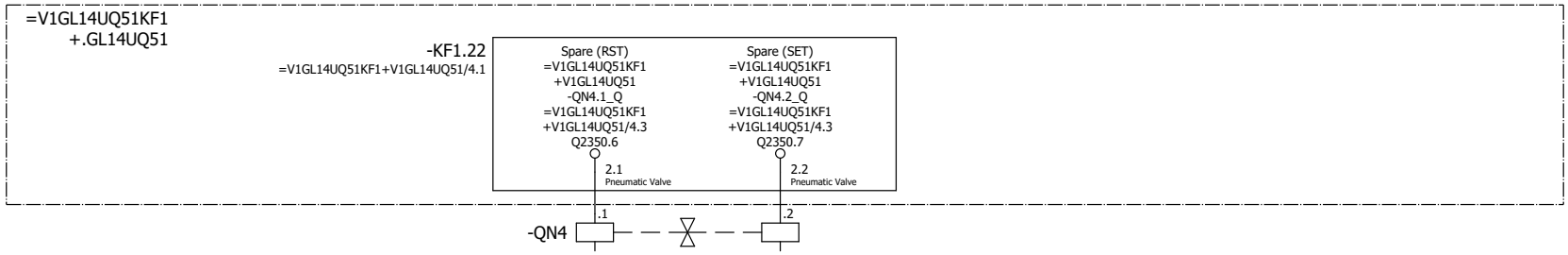

=V1GL14UQ51UQ6+.GL14UQ51UQ6/1

=V1KF1+.UC11/1

			Date	12/2/2022	Volvo Trucks North America		Valiant TMS	FESTO DQ CONNECTION QN4	Drawing name: =2V05&EFS-EL	= V1GL14UQ51UQx	
			Ed.	MKLEPADLO						+ V1GL14UQ51UQx	
			Appr		P6700 Firewall - Cell 2V05		Scale 1:1		Document type: EFS	Project nr: 22-16143	Page 1
Modification	Date	Name	Original		Replacement of	Replaced by					1019

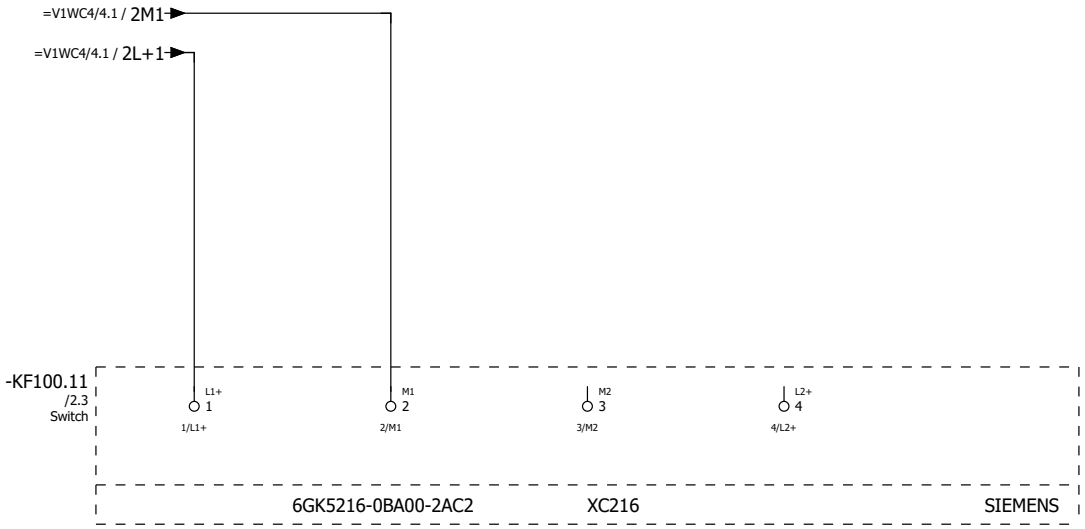

=V1GL14UQ51UQx+.GL14UQ51UQx/1

2

			Date	12/2/2022	Volvo Trucks North America		Valiant TMS	Switch, Scalance X216	Drawing name: =2V05&EFS-EL	= V1KF1	
			Ed.	MKLEPADLO						+ V1UC11	
			Appr		P6700 Firewall - Cell 2V05				Document type: EFS	Project nr: 22-16143	Page 1
Modification	Date	Name	Original		Replacement of	Replaced by	Scale 1:1				1019

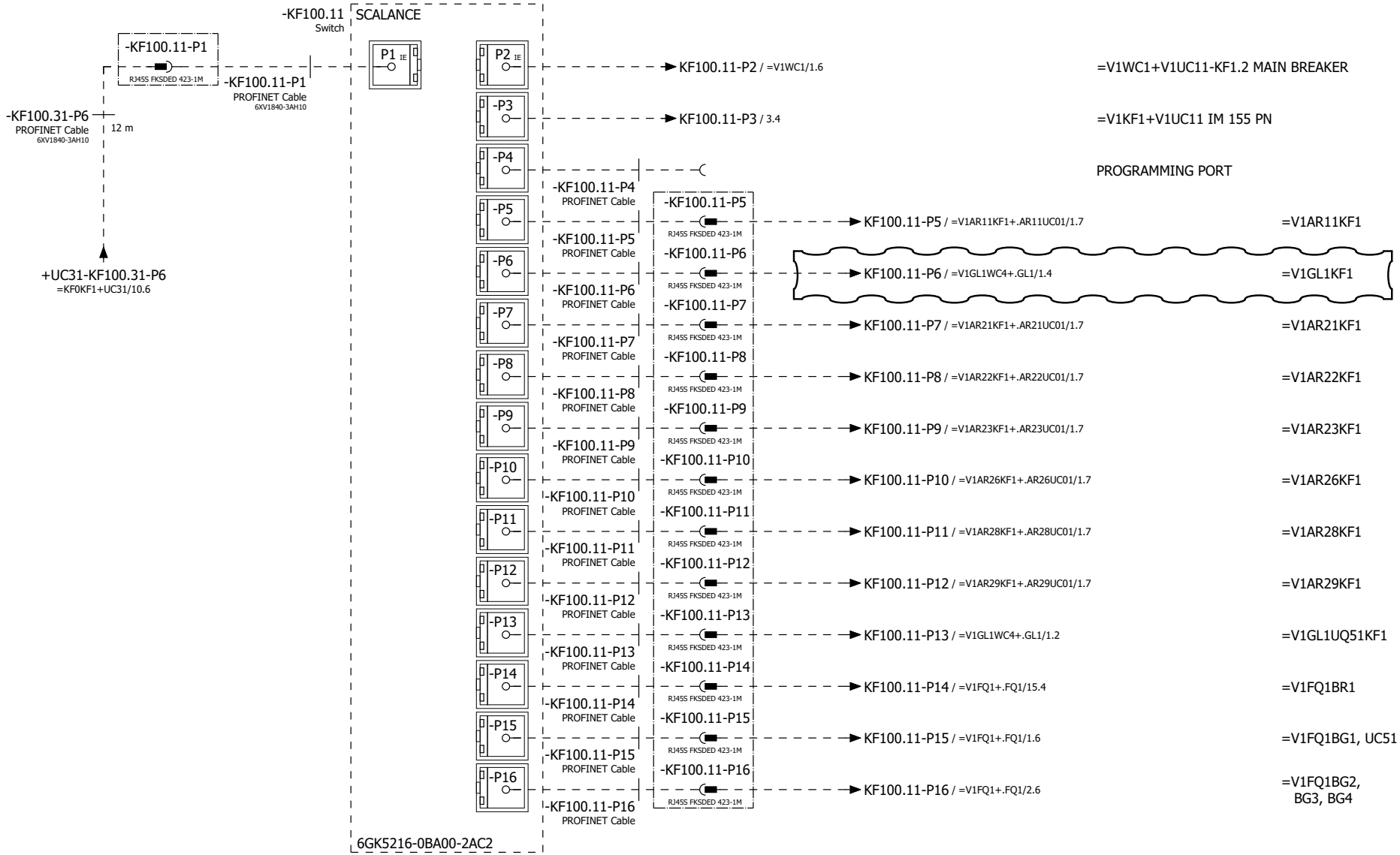

			Date	12/2/2022	Volvo Trucks North America		Valiant TMS	Network Overview	Drawing name: =2V05&EFS-EL	= V1KF1	
			Ed.	MKLEPADLO						+ V1UC11	
			Appr		P6700 Firewall - Cell 2V05				Document type: EFS	Project nr: 22-16143	Page 2
Modification	Date	Name	Original		Replacement of	Replaced by	Scale 1:1				1019



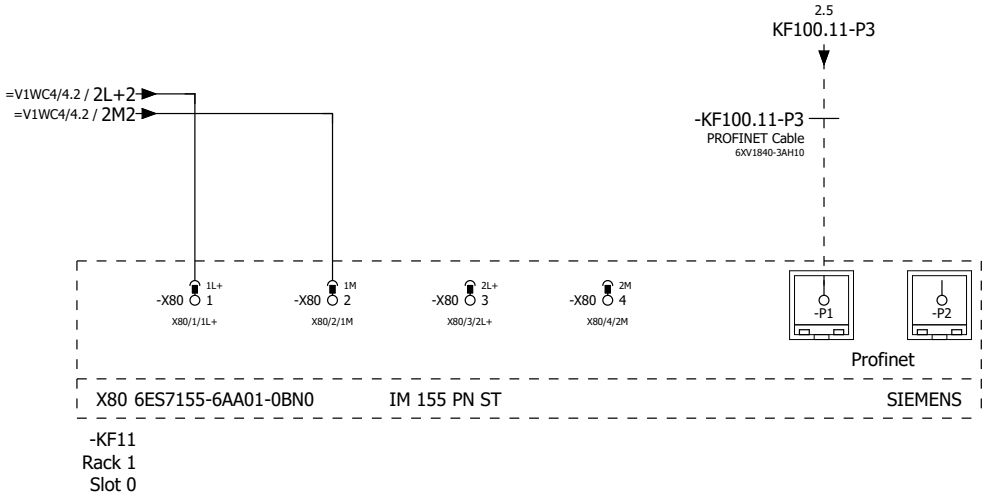

			Date	12/2/2022	Volvo Trucks North America		Valiant TMS	IM 155 PN	Drawing name: =2V05&EFS-EL	= V1KF1
			Ed.	MKLEPADLO						+ V1UC11
			Appr		P6700 Firewall - Cell 2V05				Document type: EFS	Project nr: 22-16143
Modification	Date	Name	Original		Replacement of	Replaced by	Scale 1:1			Page 3 / 1019

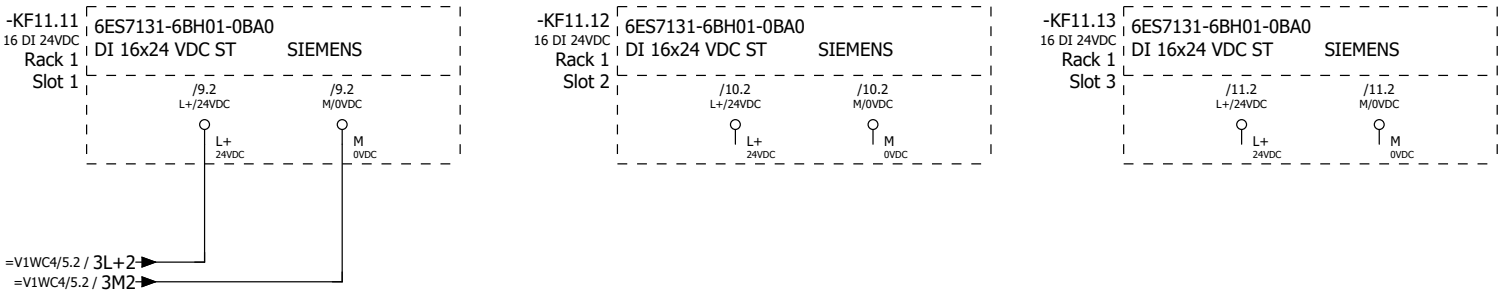

			Date	12/2/2022	Volvo Trucks North America		Valiant TMS	ET200S Wiring DI	Drawing name: =2V05&EFS-EL	= V1KF1	
			Ed.	MKLEPADLO						+ V1UC11	
			Appr		P6700 Firewall - Cell 2V05				Document type: EFS	Project nr: 22-16143	Page 4
Modification	Date	Name	Original		Replacement of	Replaced by	Scale 1:1				1019

-KF11.14
16 DI 24VDC
Rack 1
Slot 4

6ES7131-6BH01-0BA0
DI 16x24 VDC ST SIEMENS

/12.2 L+/24VDC — L+ 24VDC
/12.2 M/0VDC — M 0VDC

			Date	12/2/2022	Volvo Trucks North America		Valiant TMS	ET200S Wiring DI	Drawing name: =2V05&EFS-EL	= V1KF1	
			Ed.	MKLEPADLO						+ V1UC11	
			Appr		P6700 Firewall - Cell 2V05				Document type: EFS	Project nr: 22-16143	Page 5
Modification	Date	Name	Original		Replacement of	Replaced by	Scale 1:1				1019

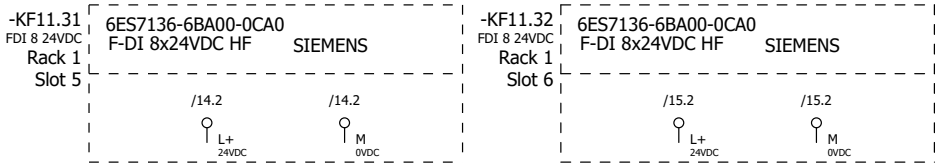

			Date	12/2/2022	Volvo Trucks North America		Valiant TMS	ET200S Wiring F-DI	Drawing name: =2V05&EFS-EL	= V1KF1	
			Ed.	MKLEPADLO						+ V1UC11	
			Appr		P6700 Firewall - Cell 2V05				Document type: EFS	Project nr: 22-16143	Page 6
Modification	Date	Name	Original		Replacement of	Replaced by	Scale 1:1				1019

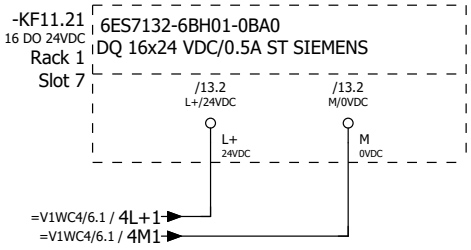

			Date	12/2/2022	Volvo Trucks North America		Valiant TMS	ET200S Wiring DQ	Drawing name: =2V05&EFS-EL	= V1KF1	
			Ed.	MKLEPADLO						+ V1UC11	
			Appr		P6700 Firewall - Cell 2V05				Document type: EFS	Project nr: 22-16143	Page 7
Modification	Date	Name	Original		Replacement of	Replaced by	Scale 1:1				1019

-KF11.41
=V1FQ1/1.0
=V1FQ1/2.0
=V1FQ1/3.0
=V1FQ1/4.0
/16.1
FDO 4 24VDC
Rack 1
Slot 8

6ES7136-6DB00-0CA0 + BU15-P16+A0+2B F-DQ 4X24VDC/2A PM HF SIEMENS

/16.2 L+ 24VDC

/16.2 M 0VDC

-KF11.42
/17.1
FDO 4 24VDC
Rack 1
Slot 9

6ES7136-6DB00-0CA0 + BU15-P16+A0+2B F-DQ 4X24VDC/2A PM HF SIEMENS

/17.2 L+ 24VDC

/17.2 M 0VDC

7

9

			Date	12/2/2022	Volvo Trucks North America		Valiant TMS	ET200S Wiring F-DQ	Drawing name: =2V05&EFS-EL	= V1KF1
			Ed.	MKLEPADLO						+ V1UC11
			Appr		P6700 Firewall - Cell 2V05		Scale 1:1		Document type: EFS	Project nr: 22-16143
Modification	Date	Name	Original		Replacement of	Replaced by				Page 8 / 1019

-KF11.11
/4.0

ET 200SP SIEMENS
DI 16x24 VDC ST

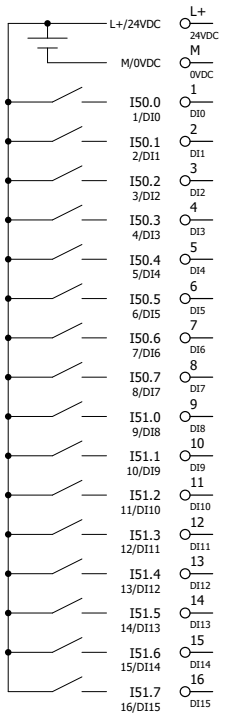

/4.1
/4.2

=V1WC2/41.2	I50.0	SPARE
=V1WC2/41.3	=V1UC11-FC1	Monitoring 480 VAC
=V1WC4/1.4	=V1WC4+V1UC11-TA1_I	Monitoring 24VDC
=V1WC4/11.4	=V1WC4+V1UC11-TA2_I	Monitoring 24VDC
=V1WC4/1.0	=V1WC4+V1UC11-FC11_I	Monitoring 24VDC
=V1WC4/11.0	=V1WC4+V1UC11-FC12_I	Monitoring 24VDC
=V1WC2/41.7	I50.6	SPARE
=V1WC2/41.8	I50.7	SPARE
=V1WC2/41.2	I51.0	SPARE
=V1WC2/41.3	I51.1	SPARE
=V1WC2/41.4	I51.2	SPARE
=V1WC2/41.4	I51.3	SPARE
=V1WC2/41.5	I51.4	SPARE
=V1WC2/41.6	I51.5	SPARE
=V1WC2/41.7	I51.6	SPARE
=V1WC2/41.8	I51.7	SPARE

6ES7131-6BH01-0BA0

8 10

			Date	11/26/2022	Volvo Trucks North America		Valiant TMS	ET200S DI Overview KF11.11	Drawing name: =2V05&EFS-EL	= V1KF1
			Ed.	MKLEPADLO						+ V1UC11
			Appr		P6700 Firewall - Cell 2V05				Document type: EFS	Project nr: 22-16143
Modification	Date	Name	Original		Replacement of	Replaced by	Scale 1:1			Page 9 / 1019

-KF11.12
/4.3

ET 200SP SIEMENS
DI 16x24 VDC ST

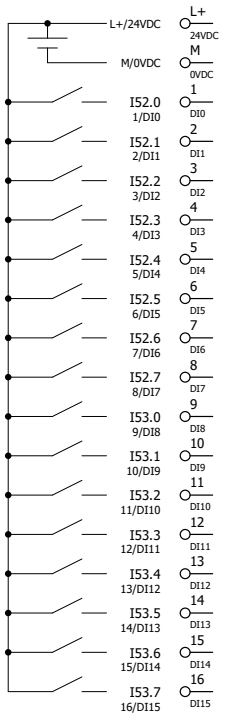

/4.3			
/4.4			
=V1WC2/42.2	=V1AR11-FC1	Monitoring 480 VAC	
=V1WC2/42.3	=V1AR12-FC1	Monitoring 480 VAC	
=V1WC2/42.4	=V1AR21-FC1	Monitoring 480 VAC	
=V1WC2/42.4	=V1AR22-FC1	Monitoring 480 VAC	
=V1WC2/42.5	=V1AR23-FC1	Monitoring 480 VAC	
=V1WC2/42.6	=V1AR26-FC1	Monitoring 480 VAC	
=V1WC2/42.7	=V1AR28-FC1	Monitoring 480 VAC	
=V1WC2/42.8	=V1AR29-FC1	Monitoring 480 VAC	
=V1WC2/42.2	=V1AR51-FC1	Monitoring 480 VAC	
=V1WC2/42.3	=V1AR52-FC1	Monitoring 480 VAC	
=V1WC2/42.4	=V1AR51XQ21-FC1	Monitoring 480 VAC	
=V1WC2/42.4	=V1AR52XQ21-FC1	Monitoring 480 VAC	
=V1WC2/42.5	=V1GL1UQ51-FC1	Monitoring 480 VAC	
=V1WC2/42.6	SPARE	Monitoring 480 VAC	
=V1WC2/42.7	SPARE	Monitoring 480 VAC	
=V1WC2/42.8	SPARE	Monitoring 480 VAC	

6ES7131-6BH01-0BA0

-KF11.13
/4.5

ET 200SP SIEMENS
DI 16x24 VDC ST

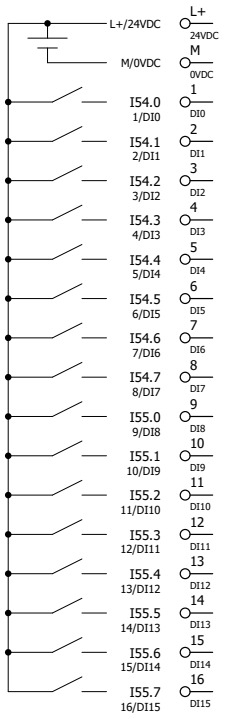

6ES7131-6BH01-0BA0

/4.6			
/4.7			
=V1WC2/43.2	I54.0	SPARE	
=V1WC2/43.3	I54.1	SPARE	
=V1WC2/43.4	I54.2	SPARE	
=V1WC2/43.4	I54.3	SPARE	
=V1WC2/43.5	I54.4	SPARE	
=V1WC2/43.6	I54.5	SPARE	
=V1WC2/43.7	I54.6	SPARE	
=V1WC2/43.8	I54.7	SPARE	
=V1WC3/4.2	=V1WC3+V1UC11-FC2	Monitoring 120 VAC	
=V1WC3/4.3	=V1WC3+V1UC11-FC3	Monitoring 120 VAC	
=V1WC3/4.4	=V1WC3+V1UC11-FC4	Monitoring 120 VAC	
=V1WC3/4.4	=V1WC3+V1UC11-FC6	Monitoring 120 VAC	
=V1WC3/4.5	=V1WC3+V1UC11-FC7	Monitoring 120 VAC	
=V1WC3/4.6	=V1WC3+V1UC11-FC8	Monitoring 120 VAC	
=V1WC3/4.7	=V1WC3+V1UC11-FC9	Monitoring 120 VAC	
=V1WC3/4.8	I55.7	SPARE	

-KF11.14
/5.0

ET 200SP SIEMENS
DI 16x24 VDC ST

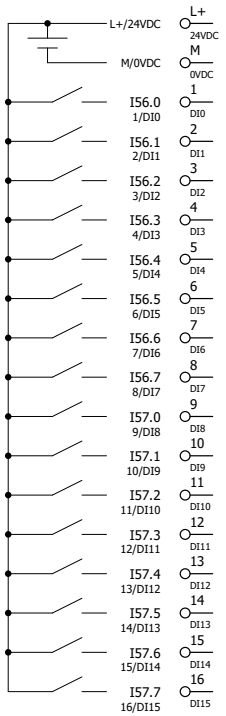

6ES7131-6BH01-0BA0

/5.1			
/5.2			
=V1FQ1/1.8	-KF11.51RQ	Monitoring Safety contactors 11.1L+	
=V1FQ1/2.8	-KF11.52RQ	Monitoring Safety contactors 12.1L+	
=V1FQ1/3.8	-KF11.53RQ	Monitoring Safety contactors 13.1L+	
=V1FQ1/4.8	-KF11.54RQ	Monitoring Safety contactors 14.1L+	
=V1SF0SF1+.UC71/1.1	=V1SF0SF1+V1UC71-SF1.1	S010 Operator Run Button	
	I56.5	SPARE	
=KH0+KH0/2.6	=KH0-BP2_I	Monitoring S010 Fixture AIR On	
	I56.7	SPARE	
	I57.0	SPARE	
	I57.1	SPARE	
	I57.2	SPARE	
	I57.3	SPARE	
	I57.4	SPARE	
	I57.5	SPARE	
	I57.6	SPARE	
	I57.7	SPARE	

11 13

			Date	11/26/2022	Volvo Trucks North America		Valiant TMS	ET200S DI Overview KF11.14	Drawing name: =2V05&EFS-EL	= V1KF1
			Ed.	MKLEPADLO						+ V1UC11
			Appr		P6700 Firewall - Cell 2V05				Document type: EFS	Project nr: 22-16143
Modification	Date	Name	Original		Replacement of	Replaced by	Scale 1:1			Page 12 / 1019

-KF11.21
/7.1
16 DO 24VDC

ET 200SP SIEMENS
DQ 16x24 VDC/0,5A ST

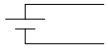

L+/24VDC	L+ 24VDC	/7.1			
M/0VDC	M 0VDC	/7.2			
Q50.0 1/DQ0	1 DQ0	=V1PZ1PF1+.UC61/1.3	=V1PZ1PF1+UC61-PF1_1	S010 Indication column Blue	
Q50.1 2/DQ1	2 DQ1	=V1PZ1PF1+.UC61/1.4	=V1PZ1PF1+UC61-PF1_2	S010 Indication column Green	
Q50.2 3/DQ2	3 DQ2	=V1PZ1PF1+.UC61/1.4	=V1PZ1PF1+UC61-PF1_3	S010 Indication column Yellow	
Q50.3 4/DQ3	4 DQ3	=V1PZ1PF1+.UC61/1.5	=V1PZ1PF1+UC61-PF1_4	S010 Indication column Red	
Q50.4 5/DQ4	5 DQ4	=V1PZ1PF1+.UC61/1.6	=V1PZ1PF1+UC61-PF1_5	S010 Indication column Siren	
Q50.5 6/DQ5	6 DQ5		Q50.5	SPARE	
Q50.6 7/DQ6	7 DQ6		Q50.6	SPARE	
Q50.7 8/DQ7	8 DQ7		Q50.7	SPARE	
Q51.0 9/DQ8	9 DQ8		Q51.0	SPARE	
Q51.1 10/DQ9	10 DQ9		Q51.1	SPARE	
Q51.2 11/DQ10	11 DQ10		Q51.2	SPARE	
Q51.3 12/DQ11	12 DQ11		Q51.3	SPARE	
Q51.4 13/DQ12	13 DQ12		Q51.4	SPARE	
Q51.5 14/DQ13	14 DQ13		Q51.5	SPARE	
Q51.6 15/DQ14	15 DQ14		Q51.6	SPARE	
Q51.7 16/DQ15	16 DQ15		Q51.7	SPARE	

6ES7132-6BH01-0BA0

			Date	11/26/2022	Volvo Trucks North America		Valiant TMS	ET200S DQ Overview KF11.21	Drawing name: =2V05&EFS-EL	= V1KF1	
			Ed.	MKLEPADLO						+ V1UC11	
			Appr		P6700 Firewall - Cell 2V05				Document type: EFS	Project nr: 22-16143	Page 13
Modification	Date	Name	Original		Replacement of	Replaced by	Scale 1:1				1019

-KF11.31
/6.0

ET 200SP SIEMENS
F-DI 8x24VDC HF

	L+ 24VDC	/6.1		
	M 0VDC	/6.2		
I5050.0	1 DI0	=V1FQ1+.FQ1/10.3	=V1FQ1-BR11.1	S010 Light Curtain 1 Ch1
	9 VS0	=V1FQ1+.FQ1/10.3		
I5050.1	2 DI1	=V1FQ1+.FQ1/11.3	=V1FQ1-BR12.1	S010 Light Curtain 2 Ch1
	10 VS1	=V1FQ1+.FQ1/11.3		
I5050.2	3 DI2		I5050.2	SPARE
	11 VS2			
I5050.3	4 DI3		I5050.3	SPARE
	12 VS3			
I5050.4	5 DI4	=V1FQ1+.FQ1/10.4	=V1FQ1-BR11.2	S010 Light Curtain 1 Ch2
	13 VS4	=V1FQ1+.FQ1/10.5		
I5050.5	6 DI5	=V1FQ1+.FQ1/11.4	=V1FQ1-BR12.2	S010 Light Curtain 2 Ch2
	14 VS5	=V1FQ1+.FQ1/11.5		
I5050.6	7 DI6		I5050.6	SPARE
	15 VS6			
I5050.7	8 DI7		I5050.7	SPARE
	16 VS7			

6ES7136-6BA00-0CA0

13 15

			Date	11/26/2022	Volvo Trucks North America		Valiant TMS	ET200S F-DI Overview KF11.31	Drawing name: =2V05&EFS-EL	= V1KF1
			Ed.	MKLEPADLO						+ V1UC11
			Appr		P6700 Firewall - Cell 2V05				Document type: EFS	Project nr: 22-16143
Modification	Date	Name	Original		Replacement of	Replaced by	Scale 1:1			Page 14 / 1019

-KF11.32
/6.3

ET 200SP SIEMENS
F-DI 8x24VDC HF

	L+ 24VDC	/6.3			
	M 0VDC	/6.4			
	1				
I5056.0	DI0	=V1SF0SF1+.UC71/1.5	=V1SF0SF1+V1UC71-SF1.4	S010 Operator Emergency Stop Ch1	
	9 VS0	=V1SF0SF1+.UC71/1.5			
I5056.1	2 DI1		I5056.1	SPARE	
	10 VS1				
I5056.2	3 DI2		I5056.2	SPARE	
	11 VS2				
I5056.3	4 DI3		I5056.3	SPARE	
	12 VS3				
I5056.4	5 DI4	=V1SF0SF1+.UC71/1.6	=V1SF0SF1+V1UC71-SF1.6	S010 Operator Emergency Stop Ch2	
	13 VS4	=V1SF0SF1+.UC71/1.6			
I5056.5	6 DI5		I5056.5	SPARE	
	14 VS5				
I5056.6	7 DI6		I5056.6	SPARE	
	15 VS6				
I5056.7	8 DI7		I5056.7	SPARE	
	16 VS7				

6ES7136-6BA00-0CA0

			Date	11/26/2022	Volvo Trucks North America		Valiant TMS	ET200S F-DI Overview KF11.32	Drawing name: =2V05&EFS-EL	= V1KF1
			Ed.	MKLEPADLO						+ V1UC11
			Appr		P6700 Firewall - Cell 2V05				Document type: EFS	Project nr: 22-16143
Modification	Date	Name	Original		Replacement of	Replaced by	Scale 1:1			Page 15 / 1019

-KF11.41
/8.0

ET 200SP SIEMENS
F-DQ 4X24VDC/2A PM HF

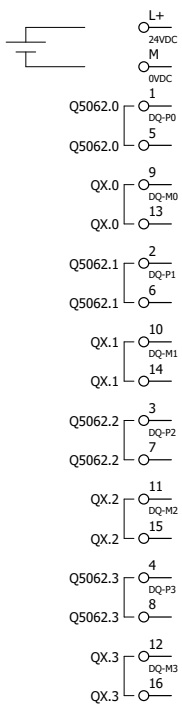

/8.1		
/8.2		
=V1FQ1/1.1	-KF11.51	Switched Power 1 11.1L+
=V1FQ1/2.1	-KF11.52	Switched Power 2 12.1L+
=V1FQ1/3.1	-KF11.53	Switched Power 3 13.1L+
=V1FQ1/4.1	-KF11.54	Switched Power 4 14.1L+

6ES7136-6DB00-0CA0 + BU15-P16+A0+2B

15 17

			Date	11/26/2022	Volvo Trucks North America		Valiant TMS	ET200S F-DQ Overview KF11.41	Drawing name: =2V05&EFS-EL	= V1KF1
			Ed.	MKLEPADLO						+ V1UC11
			Appr		P6700 Firewall - Cell 2V05				Document type: EFS	Project nr: 22-16143
Modification	Date	Name	Original		Replacement of	Replaced by	Scale 1:1			Page 16 / 1019

-KF11.42
/8.5

ET 200SP SIEMENS
F-DQ 4X24VDC/2A PM HF

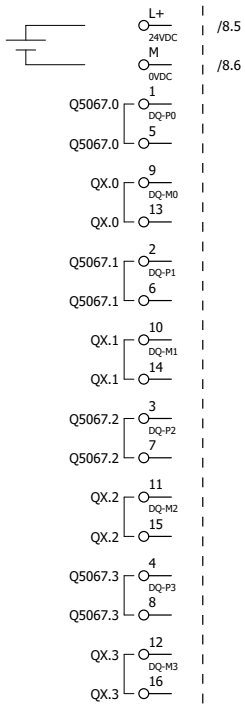

Q5067.0	SPARE
Q5067.1	SPARE
Q5067.2	SPARE
Q5067.3	SPARE

6ES7136-6DB00-0CA0 + BU15-P16+A0+2B

16 18

			Date	11/26/2022	Volvo Trucks North America		Valiant TMS	ET200S F-DQ Overview KF11.42	Drawing name: =2V05&EFS-EL	= V1KF1
			Ed.	MKLEPADLO						+ V1UC11
			Appr		P6700 Firewall - Cell 2V05				Document type: EFS	Project nr: 22-16143
Modification	Date	Name	Original		Replacement of	Replaced by	Scale 1:1			Page 17 / 1019

-KF11.51
=V1FQ1/1.2
=V1WC4/12.1

ET 200SP SIEMENS
F-RQ 1x24VDC/24..230VAC/5A

1 RQ01+	=V1WC4/12.2	11L+	
2 RQ01-	=V1WC4/12.2	11.1L+	
3 RQ02+	=V1WC4/12.3	11L+	
4 RQ02-	=V1WC4/12.4	11.1L+	
9 IN P	=V1FQ1/1.3	Switched Power 1 11.1L+P	
10 OUT P	=V1FQ1/1.4	SPARE	
11 IN M	=V1FQ1/1.4	Switched Power 1 11.1L+M	
12 OUT M	=V1FQ1/1.5	SPARE	
1A AUX			
2A AUX			
3A AUX			
4A AUX			

6ES7136-6RA00-0BF0 + BU20-P8+A4+0B

17 19

			Date	11/26/2022	Volvo Trucks North America		Valiant TMS	ET200S F-RQ Overview KF11.51	Drawing name: =2V05&EFS-EL	= V1KF1
			Ed.	MKLEPADLO						+ V1UC11
			Appr		P6700 Firewall - Cell 2V05				Document type: EFS	Project nr: 22-16143 Page 18
Modification	Date	Name	Original		Replacement of	Replaced by	Scale 1:1			1019

-KF11.52
=V1FQ1/2.2
=V1WC4/13.1

ET 200SP SIEMENS
F-RQ 1x24VDC/24..230VAC/5A

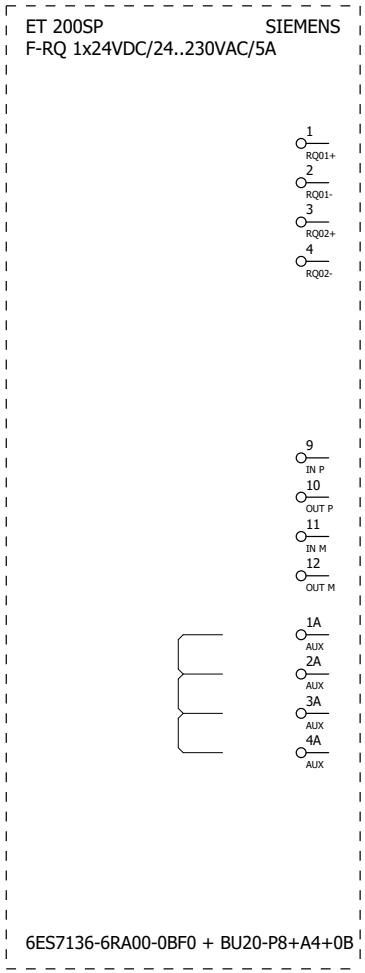

=V1WC4/13.2	12L+
=V1WC4/13.2	12.1L+
=V1WC4/13.3	12L+
=V1WC4/13.4	12.1L+
=V1FQ1/2.3	Switched Power 2 12.1L+P
=V1FQ1/2.4	SPARE
=V1FQ1/2.4	Switched Power 2 12.1L+M
=V1FQ1/2.5	SPARE

6ES7136-6RA00-0BF0 + BU20-P8+A4+0B

			Date	11/26/2022	Volvo Trucks North America	Valiant TMS	ET200S F-RQ Overview KF11.52	Drawing name: =2V05&EFS-EL	= V1KF1
			Ed.	MKLEPADLO					+ V1UC11
			Appr		P6700 Firewall - Cell 2V05			Document type: EFS	Project nr: 22-16143
Modification	Date	Name	Original		Replacement of	Replaced by	Scale 1:1		Page 19 / 1019

-KF11.53
=V1FQ1/3.2
=V1WC4/14.1

ET 200SP SIEMENS
F-RQ 1x24VDC/24..230VAC/5A

1 RQ01+	=V1WC4/14.2	13L+
2 RQ01-	=V1WC4/14.2	13.1L+
3 RQ02+	=V1WC4/14.3	13L+
4 RQ02-	=V1WC4/14.4	13.1L+
9 IN P	=V1FQ1/3.3	Switched Power 3 13.1L+P
10 OUT P	=V1FQ1/3.4	SPARE
11 IN M	=V1FQ1/3.4	Switched Power 3 13.1L+M
12 OUT M	=V1FQ1/3.5	SPARE

1A AUX
2A AUX
3A AUX
4A AUX

6ES7136-6RA00-0BF0 + BU20-P8+A4+0B

19 21

			Date	11/26/2022	Volvo Trucks North America		Valiant TMS	ET200S F-RQ Overview KF11.53	Drawing name: =2V05&EFS-EL	= V1KF1
			Ed.	MKLEPADLO						+ V1UC11
			Appr		P6700 Firewall - Cell 2V05				Document type: EFS	Project nr: 22-16143	Page 20
Modification	Date	Name	Original		Replacement of	Replaced by	Scale 1:1			1019

-KF11.54
=V1FQ1/4.2
=V1WC4/15.1

ET 200SP SIEMENS
F-RQ 1x24VDC/24..230VAC/5A

1 RQ01+	=V1WC4/15.2	14L+
2 RQ01-	=V1WC4/15.2	14.1L+
3 RQ02+	=V1WC4/15.3	14L+
4 RQ02-	=V1WC4/15.4	14.1L+
9 IN P	=V1FQ1/4.3	Switched Power 4 14.1L+P
10 OUT P	=V1FQ1/4.4	SPARE
11 IN M	=V1FQ1/4.4	Switched Power 4 14.1L+M
12 OUT M	=V1FQ1/4.5	SPARE
1A AUX		
2A AUX		
3A AUX		
4A AUX		

6ES7136-6RA00-0BF0 + BU20-P8+A4+0B

			Date	11/26/2022	Volvo Trucks North America	Valiant TMS	ET200S F-RQ Overview KF11.54	Drawing name: =2V05&EFS-EL	= V1KF1	
			Ed.	MKLEPADLO					+ V1UC11	
			Appr		P6700 Firewall - Cell 2V05			Document type: EFS	Project nr: 22-16143	Page 21
Modification	Date	Name	Original		Replacement of	Replaced by	Scale 1:1			1019

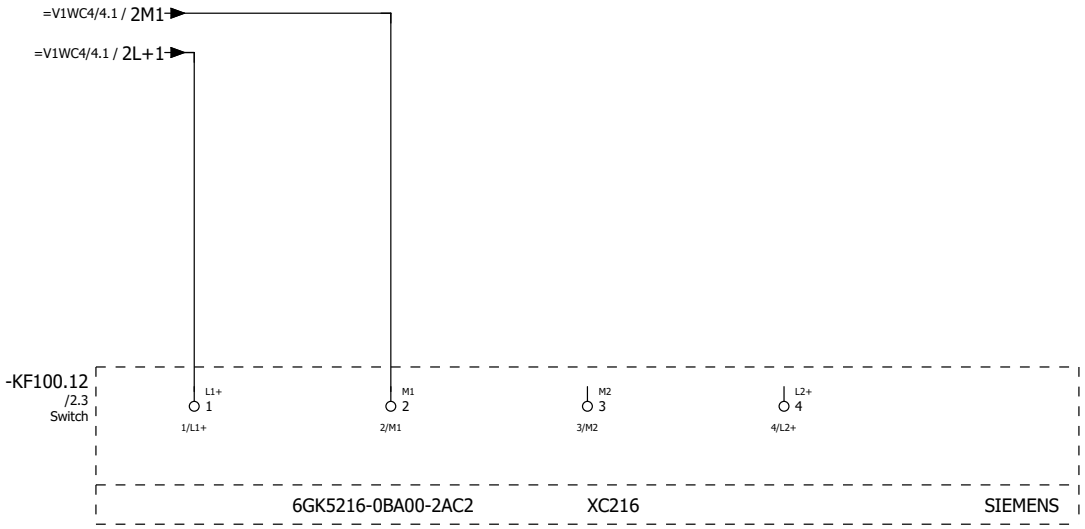

+.UC11/21

2

			Date	12/2/2022	Volvo Trucks North America		Valiant TMS	Switch, Scalance X216	Drawing name: =2V05&EFS-EL	= V1KF1
			Ed.	MKLEPADLO						+ V1UC12
			Appr		P6700 Firewall - Cell 2V05				Document type: EFS	Project nr: 22-16143
Modification	Date	Name	Original		Replacement of	Replaced by	Scale 1:1			Page 1 / 1019

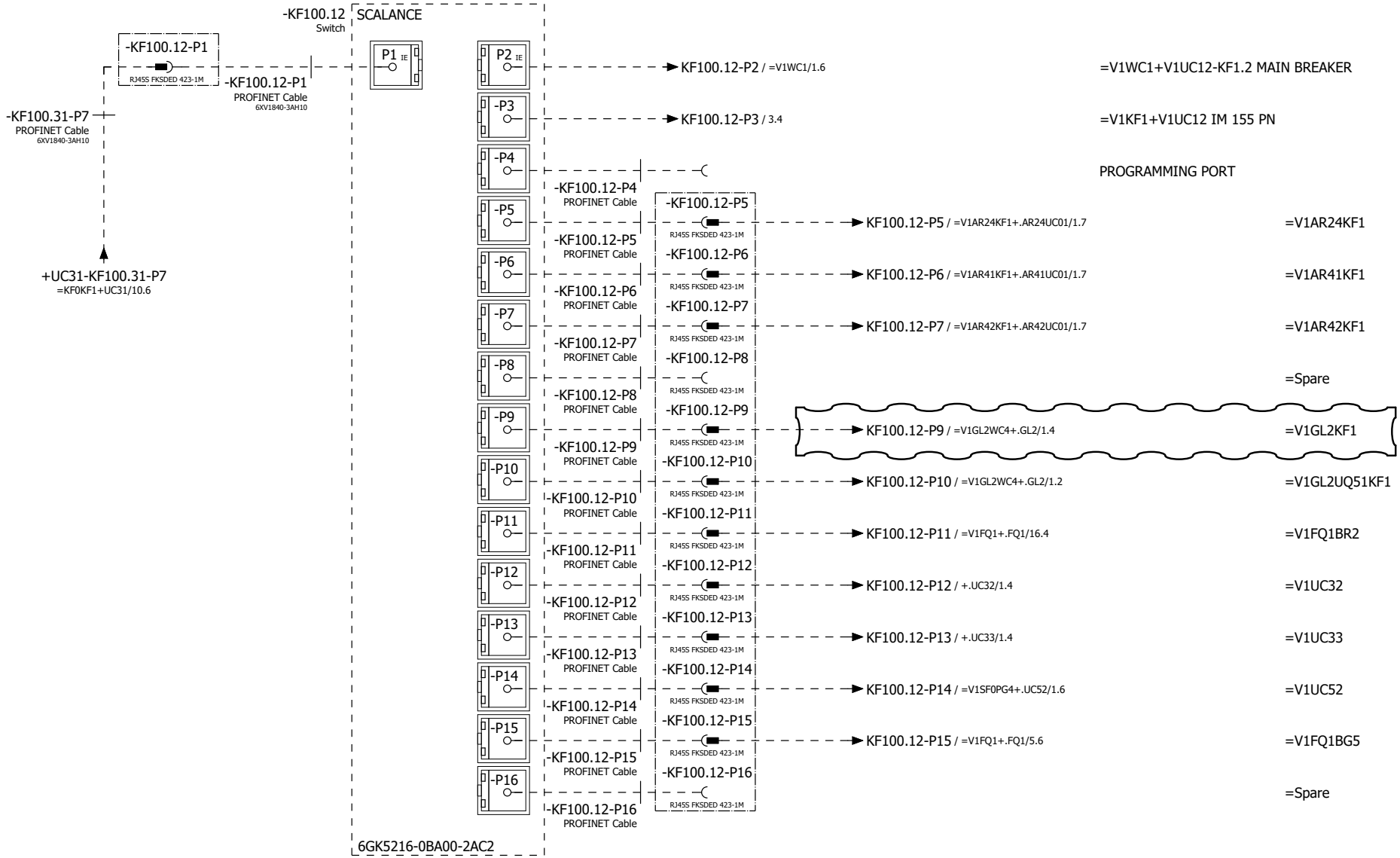

			Date	12/2/2022	Volvo Trucks North America		Valiant TMS	Network Overview	Drawing name: =2V05&EFS-EL	= V1KF1	
			Ed.	MKLEPADLO						+ V1UC12	
			Appr		P6700 Firewall - Cell 2V05				Document type: EFS	Project nr: 22-16143	Page 2
Modification	Date	Name	Original		Replacement of	Replaced by	Scale 1:1				1019



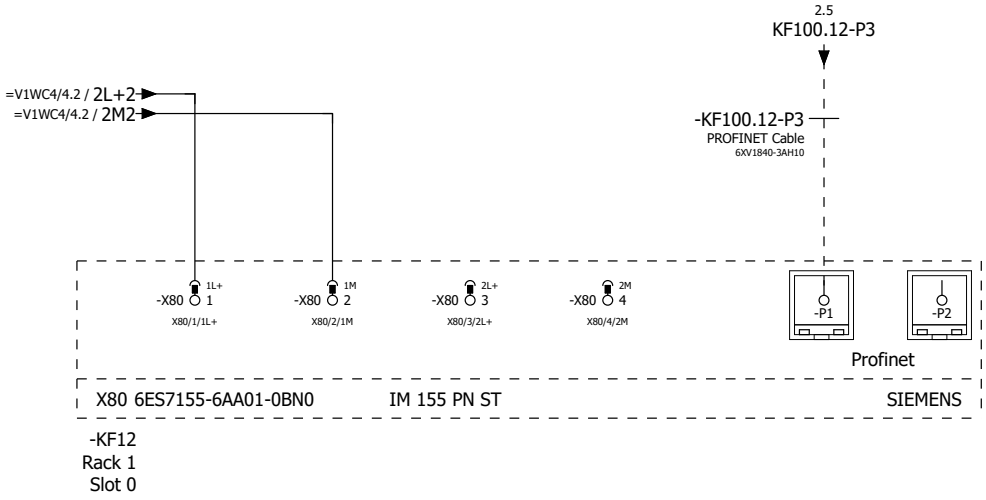

			Date	12/2/2022	Volvo Trucks North America		Valiant TMS	IM 155 PN	Drawing name: =2V05&EFS-EL	= V1KF1	
			Ed.	MKLEPADLO						+ V1UC12	
			Appr		P6700 Firewall - Cell 2V05				Document type: EFS	Project nr: 22-16143	Page 3
Modification	Date	Name	Original		Replacement of	Replaced by	Scale 1:1				1019

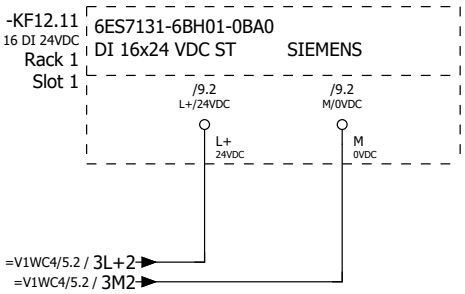

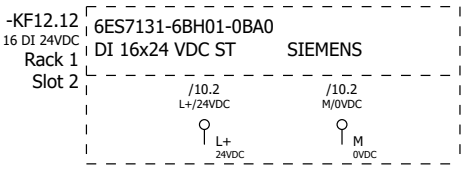

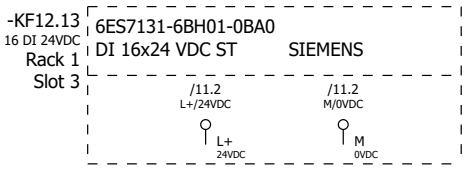

			Date	12/2/2022	Volvo Trucks North America		Valiant TMS	ET200S Wiring DI	Drawing name: =2V05&EFS-EL	= V1KF1	
			Ed.	MKLEPADLO						+ V1UC12	
			Appr		P6700 Firewall - Cell 2V05				Document type: EFS	Project nr: 22-16143	Page 4
Modification	Date	Name	Original		Replacement of	Replaced by	Scale 1:1				1019

-KF12.14
16 DI 24VDC
Rack 1
Slot 4

6ES7131-6BH01-0BA0
DI 16x24 VDC ST SIEMENS

/12.2 L+/24VDC — L+ 24VDC
/12.2 M/0VDC — M 0VDC

			Date	12/2/2022	Volvo Trucks North America		Valiant TMS	ET200S Wiring DI	Drawing name: =2V05&EFS-EL	= V1KF1	
			Ed.	MKLEPADLO						+ V1UC12	
			Appr		P6700 Firewall - Cell 2V05				Document type: EFS	Project nr: 22-16143	Page 5
Modification	Date	Name	Original		Replacement of	Replaced by	Scale 1:1				1019

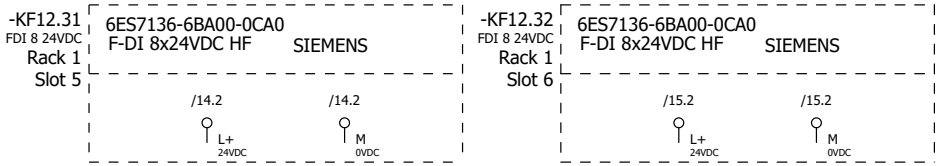

5 7

			Date	12/2/2022	Volvo Trucks North America		Valiant TMS	ET200S Wiring F-DI	Drawing name: =2V05&EFS-EL	= V1KF1	
			Ed.	MKLEPADLO						+ V1UC12	
			Appr		P6700 Firewall - Cell 2V05				Document type: EFS	Project nr: 22-16143	Page 6
Modification	Date	Name	Original		Replacement of	Replaced by	Scale 1:1				1019

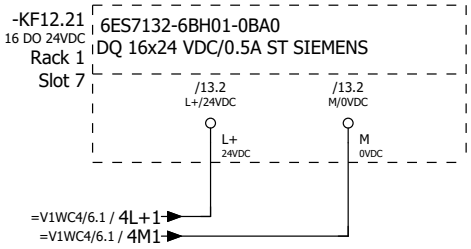

			Date	12/2/2022	Volvo Trucks North America		Valiant TMS	ET200S Wiring DQ	Drawing name: =2V05&EFS-EL	= V1KF1	
			Ed.	MKLEPADLO						+ V1UC12	
			Appr		P6700 Firewall - Cell 2V05				Document type: EFS	Project nr: 22-16143	Page 7
Modification	Date	Name	Original		Replacement of	Replaced by	Scale 1:1				1019

-KF12.41
=V1FQ1/1.0
=V1FQ1/2.0
=V1FQ1/3.0
=V1FQ1/4.0
/16.1
FDO 4 24VDC
Rack 1
Slot 8

6ES7136-6DB00-0CA0 + BU15-P16+A0+2B F-DQ 4X24VDC/2A PM HF SIEMENS

/16.2 L+ 24VDC

/16.2 M 0VDC

-KF12.42
/17.1
FDO 4 24VDC
Rack 1
Slot 9

6ES7136-6DB00-0CA0 + BU15-P16+A0+2B F-DQ 4X24VDC/2A PM HF SIEMENS

/17.2 L+ 24VDC

/17.2 M 0VDC

7 9

			Date	12/2/2022	Volvo Trucks North America		Valiant TMS	ET200S Wiring F-DQ	Drawing name: =2V05&EFS-EL	= V1KF1
			Ed.	MKLEPADLO						+ V1UC12
			Appr		P6700 Firewall - Cell 2V05		Scale 1:1		Document type: EFS	Project nr: 22-16143
Modification	Date	Name	Original		Replacement of	Replaced by				Page 8 / 1019

-KF12.11
/4.0

ET 200SP SIEMENS
DI 16x24 VDC ST

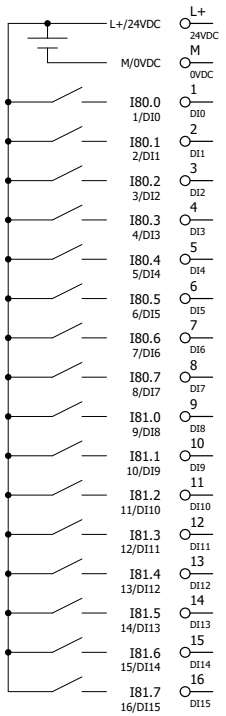

/4.1
/4.2

=V1WC2/41.2	I80.0	SPARE
=V1WC2/41.3	=V1UC12-FC1	Monitoring 480 VAC
=V1WC4/1.4	=V1WC4+V1UC12-TA1_I	Monitoring 24VDC
=V1WC4/11.4	=V1WC4+V1UC12-TA2_I	Monitoring 24VDC
=V1WC4/1.0	=V1WC4+V1UC12-FC11_I	Monitoring 24VDC
=V1WC4/11.0	=V1WC4+V1UC12-FC12_I	Monitoring 24VDC
=V1WC2/41.7	I80.6	SPARE
=V1WC2/41.8	I80.7	SPARE
=V1WC2/41.2	I81.0	SPARE
=V1WC2/41.3	I81.1	SPARE
=V1WC2/41.4	I81.2	SPARE
=V1WC2/41.4	I81.3	SPARE
=V1WC2/41.5	I81.4	SPARE
=V1WC2/41.6	I81.5	SPARE
=V1WC2/41.7	I81.6	SPARE
=V1WC2/41.8	I81.7	SPARE

6ES7131-6BH01-0BA0

8 10

			Date	11/26/2022	Volvo Trucks North America		Valiant TMS	ET200S DI Overview KF12.11	Drawing name: =2V05&EFS-EL	= V1KF1
			Ed.	MKLEPADLO						+ V1UC12
			Appr		P6700 Firewall - Cell 2V05				Document type: EFS	Project nr: 22-16143
Modification	Date	Name	Original		Replacement of	Replaced by	Scale 1:1			Page 9 / 1019

-KF12.12
/4.3

ET 200SP SIEMENS
DI 16x24 VDC ST

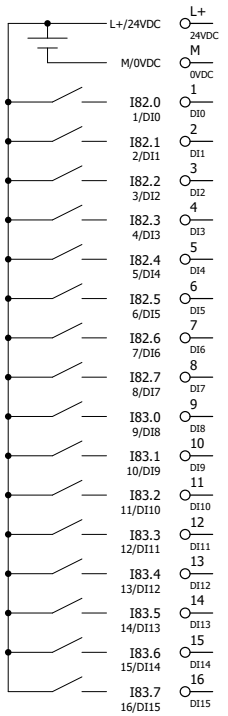

L+/24VDC	/4.3		
M/0VDC	/4.4		
I82.0 1/DI0	=V1WC2/42.2	=V1AR13-FC1	Monitoring 480 VAC
I82.1 2/DI1	=V1WC2/42.3	=V1AR14-FC1	Monitoring 480 VAC
I82.2 3/DI2	=V1WC2/42.4	=V1AR24-FC1	Monitoring 480 VAC
I82.3 4/DI3	=V1WC2/42.4	=V1AR25-FC1	Monitoring 480 VAC
I82.4 5/DI4	=V1WC2/42.5	=V1AR27-FC1	Monitoring 480 VAC
I82.5 6/DI5	=V1WC2/42.6	=V1AR41-FC1	Monitoring 480 VAC
I82.6 7/DI6	=V1WC2/42.7	=V1AR42-FC1	Monitoring 480 VAC
I82.7 8/DI7	=V1WC2/42.8	=V1AR191-FC1	Monitoring 480 VAC
I83.0 9/DI8	=V1WC2/42.2	=V1AR211-FC1	Monitoring 480 VAC
I83.1 10/DI9	=V1WC2/42.3	=V1AR212-FC1	Monitoring 480 VAC
I83.2 11/DI10	=V1WC2/42.4	=V1AR213-FC1	Monitoring 480 VAC
I83.3 12/DI11	=V1WC2/42.4	=V1GL2UQ51-FC1	Monitoring 480 VAC
I83.4 13/DI12	=V1WC2/42.5	=V1AR53-FC1	Monitoring 480 VAC
I83.5 14/DI13	=V1WC2/42.6	=V1AR53XQ21-FC1	Monitoring 480 VAC
I83.6 15/DI14	=V1WC2/42.7	=V1AR191-FC1	Monitoring 480 VAC
I83.7 16/DI15	=V1WC2/42.8	=V1AR192-FC1	Monitoring 480 VAC

6ES7131-6BH01-0BA0

-KF12.13
/4.5

ET 200SP SIEMENS
DI 16x24 VDC ST

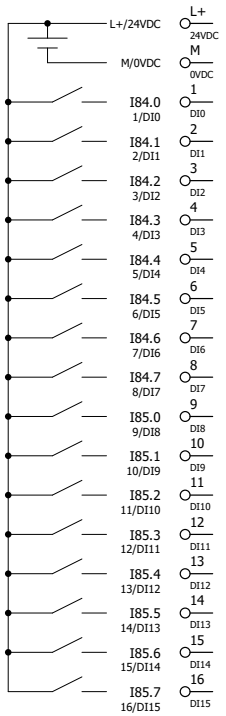

L+/24VDC	/4.6		
M/0VDC	/4.7		
I84.0 1/DI0	=V1WC2/43.2	I84.0	SPARE
I84.1 2/DI1	=V1WC2/43.3	I84.1	SPARE
I84.2 3/DI2	=V1WC2/43.4	I84.2	SPARE
I84.3 4/DI3	=V1WC2/43.4	I84.3	SPARE
I84.4 5/DI4	=V1WC2/43.5	I84.4	SPARE
I84.5 6/DI5	=V1WC2/43.6	I84.5	SPARE
I84.6 7/DI6	=V1WC2/43.7	I84.6	SPARE
I84.7 8/DI7	=V1WC2/43.8	I84.7	SPARE
I85.0 9/DI8	=V1WC3/4.2	=V1WC3+V1UC12-FC2	Monitoring 120 VAC
I85.1 10/DI9	=V1WC3/4.3	=V1WC3+V1UC12-FC3	Monitoring 120 VAC
I85.2 11/DI10	=V1WC3/4.4	=V1WC3+V1UC12-FC4	Monitoring 120 VAC
I85.3 12/DI11	=V1WC3/4.4	=V1WC3+V1UC12-FC6	Monitoring 120 VAC
I85.4 13/DI12	=V1WC3/4.5	=V1WC3+V1UC12-FC7	Monitoring 120 VAC
I85.5 14/DI13	=V1WC3/4.6	=V1WC3+V1UC12-FC8	Monitoring 120 VAC
I85.6 15/DI14	=V1WC3/4.7	=V1WC3+V1UC12-FC9	Monitoring 120 VAC
I85.7 16/DI15	=V1WC3/4.8	=V1WC3+V1UC12-FC10	Monitoring 120 VAC

6ES7131-6BH01-0BA0

10 12

			Date	11/26/2022	Volvo Trucks North America		Valiant TMS	ET200S DI Overview KF12.13	Drawing name: =2V05&EFS-EL	= V1KF1 + V1UC12
			Ed.	MKLEPADLO	P6700 Firewall - Cell 2V05					
			Appr				Scale 1:1		Document type: EFS	Project nr: 22-16143
Modification	Date	Name	Original		Replacement of	Replaced by				Page 11 / 1019

-KF12.14
/5.0

ET 200SP SIEMENS
DI 16x24 VDC ST

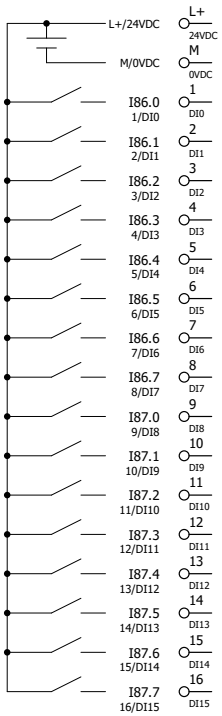

6ES7131-6BH01-0BA0

/5.1			
/5.2			
=V1FQ1/1.8	-KF12.51RQ	Monitoring Safety contactors 11.1L+	
=V1FQ1/2.8	-KF12.52RQ	Monitoring Safety contactors 12.1L+	
=V1FQ1/3.8	-KF12.53RQ	Monitoring Safety contactors 13.1L+	
=V1FQ1/4.8	-KF12.54RQ	Monitoring Safety contactors 14.1L+	
=V1SF0SF2+.UC72/1.1	=V1SF0SF2+V1UC72-SF1.1	S020 Operator Run Button	
	I86.5	SPARE	
=KH0+KH0/1.6	=KH0-BP1_I	Monitoring Main AIR On	
=KH0+KH0/3.6	=KH0-BP3_I	Monitoring S020 Fixture AIR On	
=V1WC3/4.2	=V1WC3+V1UC12-FC11	Monitoring 120 VAC	
=KH3+KH3/1.6	=KH3-BF1_I	Monitoring Main Water Filter Dirty	
=KH3+KH3/2.6	=KH3-BF2_I	Monitoring Main Water On	
	I87.3	SPARE	
	I87.4	SPARE	
	I87.5	SPARE	
	I87.6	SPARE	
	I87.7	SPARE	

11 13

			Date	11/26/2022	Volvo Trucks North America		Valiant TMS	ET200S DI Overview KF12.14	Drawing name: =2V05&EFS-EL	= V1KF1	
			Ed.	MKLEPADLO						+ V1UC12	
			Appr		P6700 Firewall - Cell 2V05				Document type: EFS	Project nr: 22-16143	Page 12
Modification	Date	Name	Original		Replacement of	Replaced by	Scale 1:1				1019

-KF12.21
/7.1
16 DO 24VDC

ET 200SP SIEMENS
DQ 16x24 VDC/0,5A ST

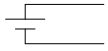

L+/24VDC	L+ 24VDC	/7.1		
M/0VDC	M 0VDC	/7.2		
Q80.0 1/DQ0	1 DQ0	=V1PZ1PF2+.UC62/1.3	=V1PZ1PF2+UC62-PF1_1	S020 Indication column Blue
Q80.1 2/DQ1	2 DQ1	=V1PZ1PF2+.UC62/1.4	=V1PZ1PF2+UC62-PF1_2	S020 Indication column Green
Q80.2 3/DQ2	3 DQ2	=V1PZ1PF2+.UC62/1.4	=V1PZ1PF2+UC62-PF1_3	S020 Indication column Yellow
Q80.3 4/DQ3	4 DQ3	=V1PZ1PF2+.UC62/1.5	=V1PZ1PF2+UC62-PF1_4	S020 Indication column Red
Q80.4 5/DQ4	5 DQ4	=V1PZ1PF2+.UC62/1.6	=V1PZ1PF2+UC62-PF1_5	S020 Indication column Siren
Q80.5 6/DQ5	6 DQ5		Q80.5	SPARE
Q80.6 7/DQ6	7 DQ6		Q80.6	SPARE
Q80.7 8/DQ7	8 DQ7		Q80.7	SPARE
Q81.0 9/DQ8	9 DQ8		Q81.0	SPARE
Q81.1 10/DQ9	10 DQ9		Q81.1	SPARE
Q81.2 11/DQ10	11 DQ10		Q81.2	SPARE
Q81.3 12/DQ11	12 DQ11		Q81.3	SPARE
Q81.4 13/DQ12	13 DQ12		Q81.4	SPARE
Q81.5 14/DQ13	14 DQ13		Q81.5	SPARE
Q81.6 15/DQ14	15 DQ14		Q81.6	SPARE
Q81.7 16/DQ15	16 DQ15		Q81.7	SPARE

6ES7132-6BH01-0BA0

			Date	11/26/2022	Volvo Trucks North America		Valiant TMS	ET200S DQ Overview KF12.21	Drawing name: =2V05&EFS-EL	= V1KF1	
			Ed.	MKLEPADLO						+ V1UC12	
			Appr		P6700 Firewall - Cell 2V05				Document type: EFS	Project nr: 22-16143	Page 13
Modification	Date	Name	Original		Replacement of	Replaced by	Scale 1:1				1019

-KF12.31
/6.0

ET 200SP SIEMENS
F-DI 8x24VDC HF

	L+ 24VDC	/6.1		
	M 0VDC	/6.2		
I5080.0	1 DI0	=V1FQ1+.FQ1/12.3	=V1FQ1-BR13.1	S020 Light Curtain 1 Ch1
	9 VS0	=V1FQ1+.FQ1/12.3		
I5080.1	2 DI1	=V1FQ1+.FQ1/13.3	=V1FQ1-BR14.1	S020 Light Curtain 2 Ch1
	10 VS1	=V1FQ1+.FQ1/13.3		
I5080.2	3 DI2		I5080.2	SPARE
	11 VS2			
I5080.3	4 DI3		I5080.3	SPARE
	12 VS3			
I5080.4	5 DI4	=V1FQ1+.FQ1/12.4	=V1FQ1-BR13.2	S020 Light Curtain 1 Ch2
	13 VS4	=V1FQ1+.FQ1/12.5		
I5080.5	6 DI5	=V1FQ1+.FQ1/13.4	=V1FQ1-BR14.2	S020 Light Curtain 2 Ch2
	14 VS5	=V1FQ1+.FQ1/13.5		
I5080.6	7 DI6		I5080.6	SPARE
	15 VS6			
I5080.7	8 DI7		I5080.7	SPARE
	16 VS7			

6ES7136-6BA00-0CA0

			Date	11/26/2022	Volvo Trucks North America		Valiant TMS	ET200S F-DI Overview KF12.31	Drawing name: =2V05&EFS-EL	= V1KF1	
			Ed.	MKLEPADLO						+ V1UC12	
			Appr		P6700 Firewall - Cell 2V05				Document type: EFS	Project nr: 22-16143	Page 14
Modification	Date	Name	Original		Replacement of	Replaced by	Scale 1:1				1019

-KF12.32
/6.3

ET 200SP SIEMENS
F-DI 8x24VDC HF

	L+ 24VDC	/6.3		
	M 0VDC	/6.4		
	1 DI0			
I5086.0		=V1SF0SF2+.UC72/1.5	=V1SF0SF2+V1UC72-SF1.4	S020 perator Emergency Stop Ch1
	9 VS0	=V1SF0SF2+.UC72/1.5		
	2 DI1			
I5086.1			I5086.1	SPARE
	10 VS1			
	3 DI2			
I5086.2			I5086.2	SPARE
	11 VS2			
	4 DI3			
I5086.3			I5086.3	SPARE
	12 VS3			
	5 DI4			
I5086.4		=V1SF0SF2+.UC72/1.6	=V1SF0SF2+V1UC72-SF1.6	S020 Operator Emergency Stop Ch2
	13 VS4	=V1SF0SF2+.UC72/1.6		
	6 DI5			
I5086.5			I5086.5	SPARE
	14 VS5			
	7 DI6			
I5086.6			I5086.6	SPARE
	15 VS6			
	8 DI7			
I5086.7			I5086.7	SPARE
	16 VS7			

6ES7136-6BA00-0CA0

14 16

			Date	11/26/2022	Volvo Trucks North America	Valiant TMS	ET200S F-DI Overview KF12.32	Drawing name: =2V05&EFS-EL	= V1KF1	
			Ed.	MKLEPADLO					+ V1UC12	
			Appr		P6700 Firewall - Cell 2V05			Document type: EFS	Project nr: 22-16143	Page 15
Modification	Date	Name	Original		Replacement of	Replaced by	Scale 1:1			1019

-KF12.41
/8.0

ET 200SP SIEMENS
F-DQ 4X24VDC/2A PM HF

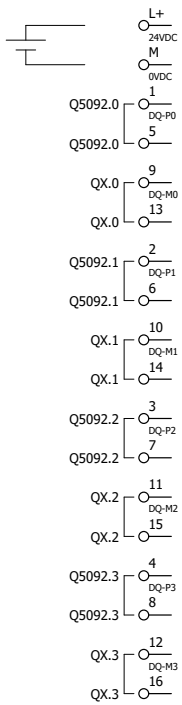

/8.1		
/8.2		
=V1FQ1/1.1	-KF12.51	Switched Power 1 11.1L+
=V1FQ1/2.1	-KF12.52	Switched Power 2 12.1L+
=V1FQ1/3.1	-KF12.53	Switched Power 3 13.1L+
=V1FQ1/4.1	-KF12.54	Switched Power 4 14.1L+

6ES7136-6DB00-0CA0 + BU15-P16+A0+2B

-KF12.42
/8.5

ET 200SP SIEMENS
F-DQ 4X24VDC/2A PM HF

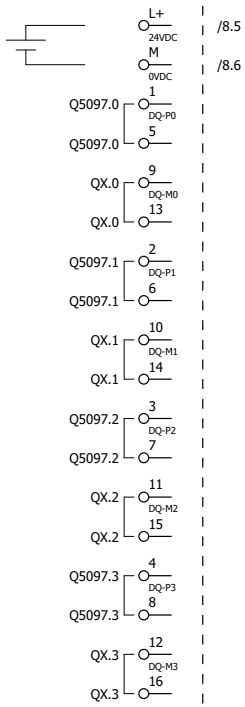

Q5097.0	SPARE	
Q5097.1	SPARE	
Q5097.2	SPARE	
Q5097.3	SPARE	

6ES7136-6DB00-0CA0 + BU15-P16+A0+2B

16 18

			Date	11/26/2022	Volvo Trucks North America		Valiant TMS	ET200S F-DQ Overview KF12.42	Drawing name: =2V05&EFS-EL	= V1KF1	
			Ed.	MKLEPADLO						+ V1UC12	
			Appr		P6700 Firewall - Cell 2V05				Document type: EFS	Project nr: 22-16143	Page 17
Modification	Date	Name	Original		Replacement of	Replaced by	Scale 1:1				1019

-KF12.51
=V1FQ1/1.2
=V1WC4/12.1

ET 200SP SIEMENS
F-RQ 1x24VDC/24..230VAC/5A

1 RQ01+	=V1WC4/12.2	11L+
2 RQ01-	=V1WC4/12.2	11.1L+
3 RQ02+	=V1WC4/12.3	11L+
4 RQ02-	=V1WC4/12.4	11.1L+
9 IN P	=V1FQ1/1.3	Switched Power 1 11.1L+P
10 OUT P	=V1FQ1/1.4	SPARE
11 IN M	=V1FQ1/1.4	Switched Power 1 11.1L+M
12 OUT M	=V1FQ1/1.5	SPARE
1A AUX		
2A AUX		
3A AUX		
4A AUX		

6ES7136-6RA00-0BF0 + BU20-P8+A4+0B

17 19

			Date	11/26/2022	Volvo Trucks North America	Valiant TMS	ET200S F-RQ Overview KF12.51	Drawing name: =2V05&EFS-EL	= V1KF1	
			Ed.	MKLEPADLO					+ V1UC12	
			Appr		P6700 Firewall - Cell 2V05			Document type: EFS	Project nr: 22-16143	Page 18
Modification	Date	Name	Original		Replacement of	Replaced by	Scale 1:1			1019

-KF12.52
=V1FQ1/2.2
=V1WC4/13.1

ET 200SP SIEMENS
F-RQ 1x24VDC/24..230VAC/5A

1 RQ01+	=V1WC4/13.2	12L+
2 RQ01-	=V1WC4/13.2	12.1L+
3 RQ02+	=V1WC4/13.3	12L+
4 RQ02-	=V1WC4/13.4	12.1L+
9 IN P	=V1FQ1/2.3	Switched Power 2 12.1L+P
10 OUT P	=V1FQ1/2.4	SPARE
11 IN M	=V1FQ1/2.4	Switched Power 2 12.1L+M
12 OUT M	=V1FQ1/2.5	SPARE
1A AUX		
2A AUX		
3A AUX		
4A AUX		

6ES7136-6RA00-0BF0 + BU20-P8+A4+0B

18 20

			Date	11/26/2022	Volvo Trucks North America		Valiant TMS	ET200S F-RQ Overview KF12.52	Drawing name: =2V05&EFS-EL	= V1KF1
			Ed.	MKLEPADLO						+ V1UC12
			Appr		P6700 Firewall - Cell 2V05				Document type: EFS	Project nr: 22-16143 Page 19
Modification	Date	Name	Original		Replacement of	Replaced by	Scale 1:1			1019

-KF12.53
=V1FQ1/3.2
=V1WC4/14.1

ET 200SP SIEMENS
F-RQ 1x24VDC/24..230VAC/5A

1 RQ01+	=V1WC4/14.2	13L+
2 RQ01-	=V1WC4/14.2	13.1L+
3 RQ02+	=V1WC4/14.3	13L+
4 RQ02-	=V1WC4/14.4	13.1L+
9 IN P	=V1FQ1/3.3	Switched Power 3 13.1L+P
10 OUT P	=V1FQ1/3.4	SPARE
11 IN M	=V1FQ1/3.4	Switched Power 3 13.1L+M
12 OUT M	=V1FQ1/3.5	SPARE

1A AUX
2A AUX
3A AUX
4A AUX

6ES7136-6RA00-0BF0 + BU20-P8+A4+0B

19 21

			Date	11/26/2022	Volvo Trucks North America		Valiant TMS	ET200S F-RQ Overview KF12.53	Drawing name: =2V05&EFS-EL	= V1KF1
			Ed.	MKLEPADLO						+ V1UC12
			Appr		P6700 Firewall - Cell 2V05				Document type: EFS	Project nr: 22-16143 Page 20
Modification	Date	Name	Original		Replacement of	Replaced by	Scale 1:1			1019

-KF12.54
=V1FQ1/4.2
=V1WC4/15.1

ET 200SP SIEMENS
F-RQ 1x24VDC/24..230VAC/5A

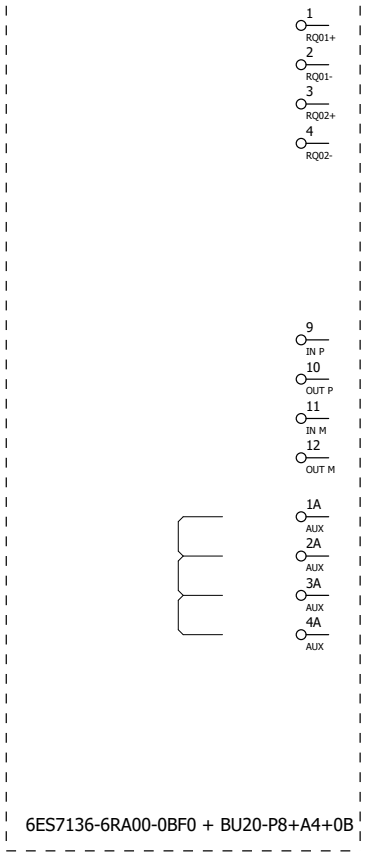

=V1WC4/15.2	14L+
=V1WC4/15.2	14.1L+
=V1WC4/15.3	14L+
=V1WC4/15.4	14.1L+
=V1FQ1/4.3	Switched Power 4 14.1L+P
=V1FQ1/4.4	SPARE
=V1FQ1/4.4	Switched Power 4 14.1L+M
=V1FQ1/4.5	SPARE

6ES7136-6RA00-0BF0 + BU20-P8+A4+0B

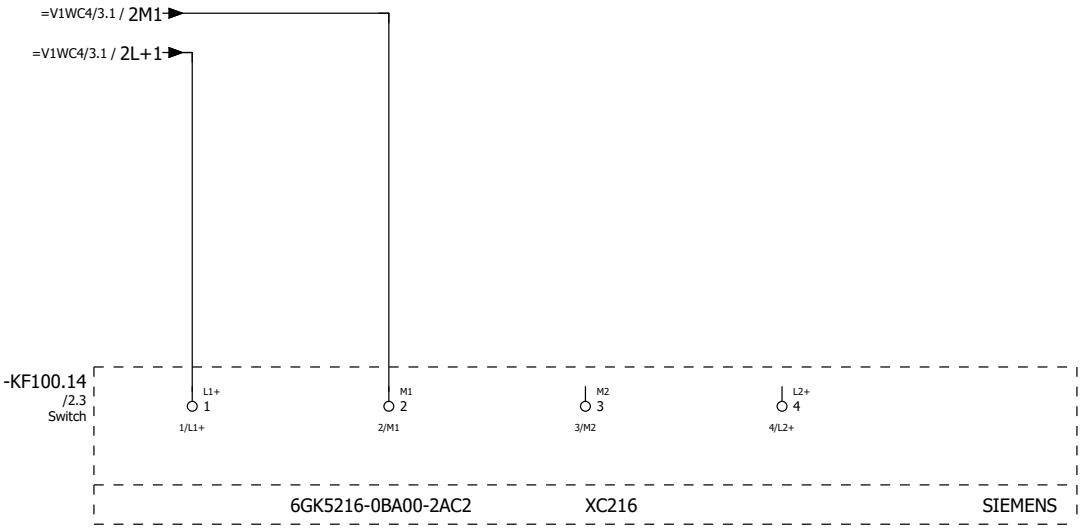

			Date	12/2/2022	Volvo Trucks North America		Valiant TMS	Switch, Scalance XC216	Drawing name: =2V05&EFS-EL	= V1KF1	
			Ed.	MKLEPADLO						+ V1UC14	
			Appr		P6700 Firewall - Cell 2V05				Document type: EFS	Project nr: 22-16143	Page 1
Modification	Date	Name	Original		Replacement of	Replaced by	Scale 1:1				1019

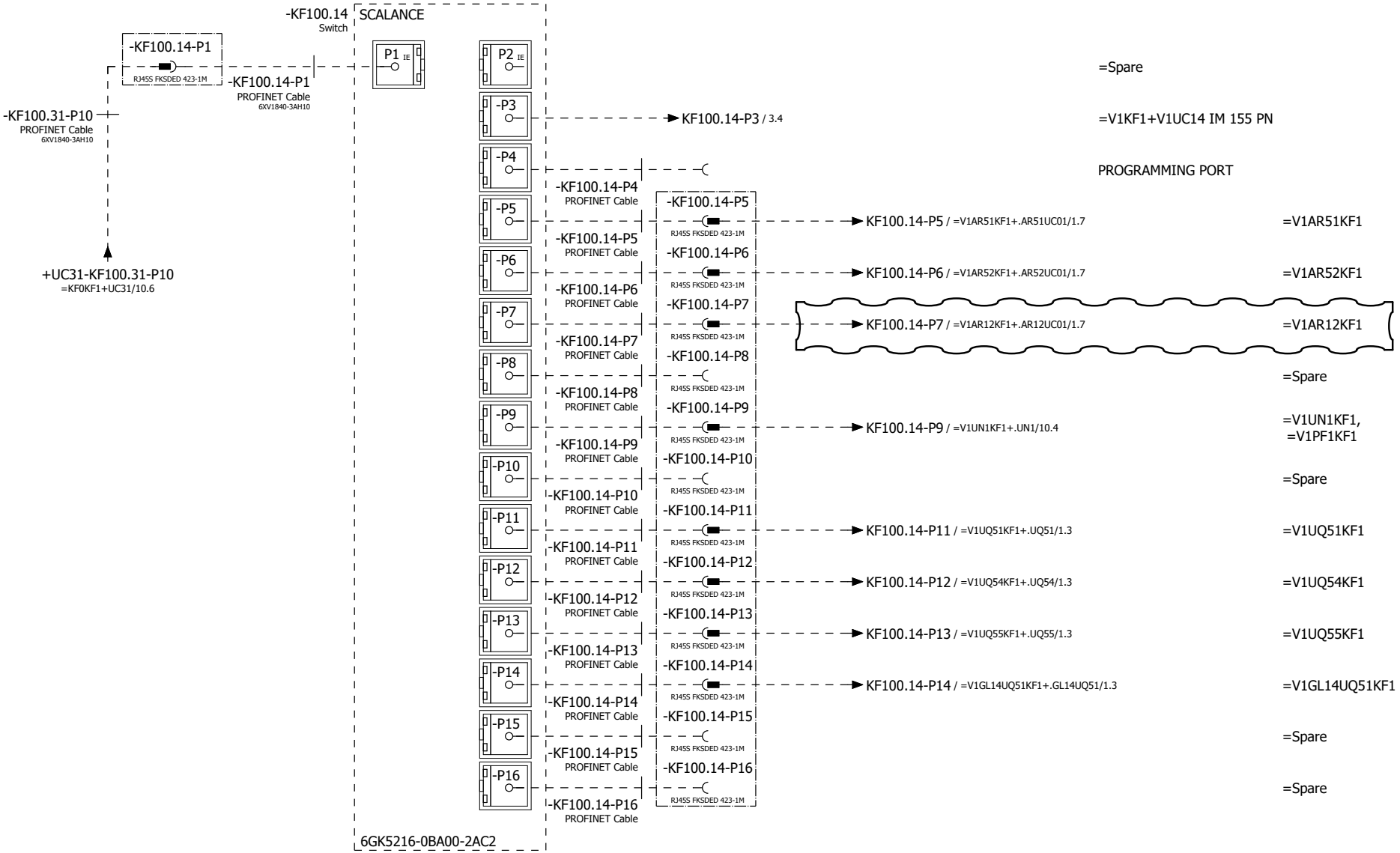

			Date	12/2/2022	Volvo Trucks North America		Valiant TMS	Network Overview	Drawing name: =2V05&EFS-EL	= V1KF1	
			Ed.	MKLEPADLO						+ V1UC14	
			Appr		P6700 Firewall - Cell 2V05				Document type: EFS	Project nr: 22-16143	Page 2
Modification	Date	Name	Original		Replacement of	Replaced by	Scale 1:1				1019



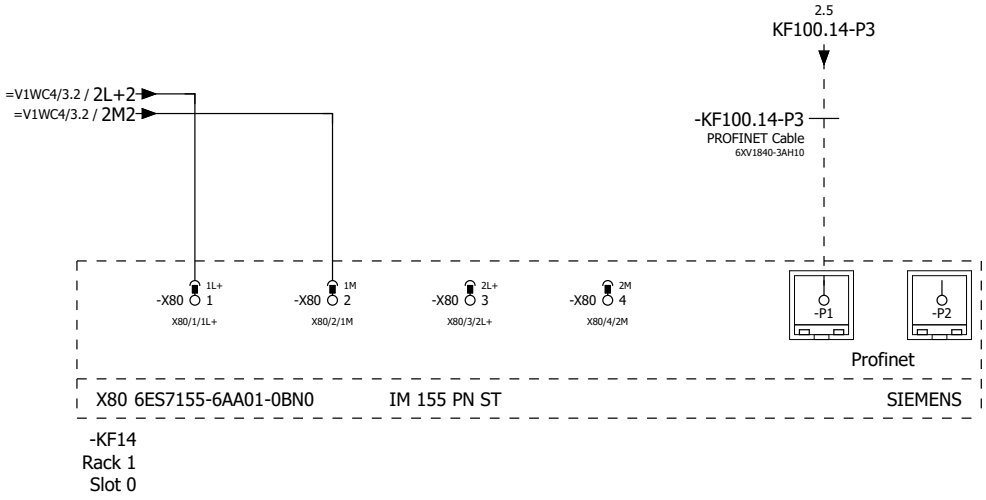

2 4

			Date	12/2/2022	Volvo Trucks North America		Valiant TMS	IM 155 PN	Drawing name: =2V05&EFS-EL	= V1KF1
			Ed.	MKLEPADLO						+ V1UC14
			Appr		P6700 Firewall - Cell 2V05				Document type: EFS	Project nr: 22-16143
Modification	Date	Name	Original		Replacement of	Replaced by	Scale 1:1			Page 3 / 1019

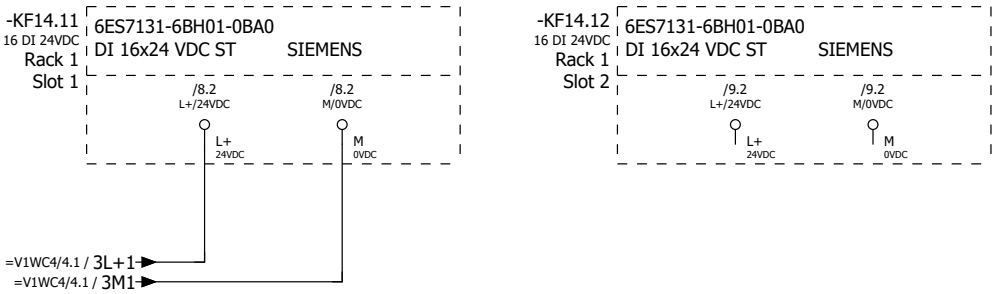
-KF14.11
16 DI 24VDC
Rack 1
Slot 1
6ES7131-6BH01-0BA0
DI 16x24 VDC ST SIEMENS
/8.2
L+/24VDC
/8.2
M/0VDC
L+
24VDC
M
0VDC
=V1WC4/4.1 / 3L+1
=V1WC4/4.1 / 3M1
-KF14.12
16 DI 24VDC
Rack 1
Slot 2
6ES7131-6BH01-0BA0
DI 16x24 VDC ST SIEMENS
/9.2
L+/24VDC
/9.2
M/0VDC
L+
24VDC
M
0VDC

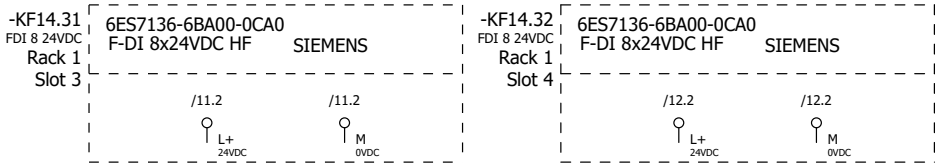

			Date	12/2/2022	Volvo Trucks North America		Valiant TMS	ET200S Wiring F-DI	Drawing name: =2V05&EFS-EL	= V1KF1	
			Ed.	MKLEPADLO						+ V1UC14	
			Appr		P6700 Firewall - Cell 2V05				Document type: EFS	Project nr: 22-16143	Page 5
Modification	Date	Name	Original		Replacement of	Replaced by	Scale 1:1				1019

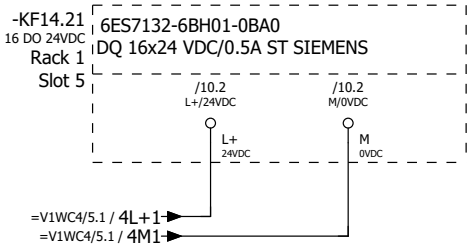

5 7

			Date	11/26/2022	Volvo Trucks North America		Valiant TMS	ET200S Wiring DQ	Drawing name: =2V05&EFS-EL	= V1KF1	
			Ed.	MKLEPADLO						+ V1UC14	
			Appr		P6700 Firewall - Cell 2V05				Document type: EFS	Project nr: 22-16143	Page 6
Modification	Date	Name	Original		Replacement of	Replaced by	Scale 1:1				1019

-KF14.41
=V1FQ1/1.0
=V1FQ1/2.0
=V1FQ1/3.0
=V1FQ1/4.0
/13.1
FDO 4 24VDC
Rack 1
Slot 6

6ES7136-6DB00-0CA0 + BU15-P16+A0+2B F-DQ 4X24VDC/2A PM HF SIEMENS

/13.2 L+ 24VDC

/13.2 M 0VDC

-KF14.42
/14.1
FDO 4 24VDC
Rack 1
Slot 7

6ES7136-6DB00-0CA0 + BU15-P16+A0+2B F-DQ 4X24VDC/2A PM HF SIEMENS

/14.2 L+ 24VDC

/14.2 M 0VDC

6 8

			Date	11/26/2022	Volvo Trucks North America	Valiant TMS	ET200S Wiring F-DQ	Drawing name: =2V05&EFS-EL	= V1KF1	
			Ed.	MKLEPADLO					+ V1UC14	
			Appr		P6700 Firewall - Cell 2V05			Document type: EFS	Project nr: 22-16143	Page 7
Modification	Date	Name	Original		Replacement of	Replaced by	Scale 1:1			1019

-KF14.11
/4.0

ET 200SP SIEMENS
DI 16x24 VDC ST

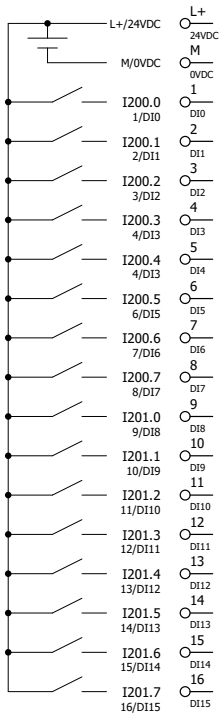

6ES7131-6BH01-0BA0

/4.1			
/4.2			
=V1WC3/2.2	=V1WC3+V1UC14-FC1	Monitoring 120 VAC	
=V1WC3/2.3	=V1WC3+V1UC14-FC2	Monitoring 120 VAC	
=V1WC4/1.4	=V1WC4+V1UC14-TA1_I	Monitoring 24VDC	
	I200.3	Spare	
=V1WC4/1.0	=V1WC4+V1UC14-FC11_I	Monitoring 24VDC	
=V1WC4/11.0	=V1WC4+V1UC14-FC12_I	Monitoring 24VDC	
	I200.6	Spare	
	I200.7	Spare	
	I201.0	Spare	
	I201.1	Spare	
	I201.2	Spare	
	I201.3	Spare	
	I201.4	Spare	
	I201.5	Spare	
	I201.6	Spare	
	I201.7	Spare	

7 9

			Date	11/26/2022	Volvo Trucks North America		Valiant TMS	ET200S DI Overview KF14.11	Drawing name: =2V05&EFS-EL	= V1KF1
			Ed.	MKLEPADLO						+ V1UC14
			Appr		P6700 Firewall - Cell 2V05				Document type: EFS	Project nr: 22-16143
Modification	Date	Name	Original		Replacement of	Replaced by	Scale 1:1			Page 8 / 1019

-KF14.12
/4.3

ET 200SP SIEMENS
DI 16x24 VDC ST

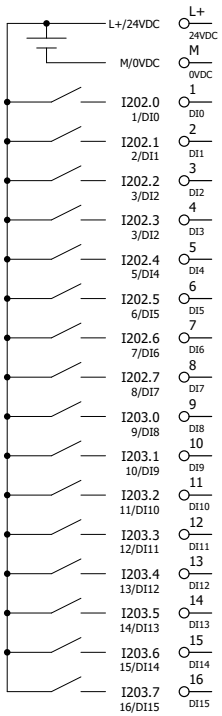

6ES7131-6BH01-0BA0

/4.3			
/4.4			
=V1FQ1/1.8	-KF14.51RQ	Monitoring Safety contactors 11.1L+	
=V1FQ1/2.8	-KF14.52RQ	Monitoring Safety contactors 12.1L+	
=V1FQ1/3.8	-KF14.53RQ	Monitoring Safety contactors 13.1L+	
=V1FQ1/4.8	-KF14.54RQ	Monitoring Safety contactors 14.1L+	
	I202.4	SPARE	
	I202.5	SPARE	
=KH0+KH0/7.6	=KH0-BP7_I	Monitoring S060 Fixture AIR On	
=KH0+KH0/8.6	=KH0-BP8_I	Monitoring S070 Fixture AIR On	
=KH0+KH0/9.6	=KH0-BP9_I	Monitoring S080 Conveyor At Load AIR On	
	I203.1	SPARE	
	I203.2	SPARE	
	I203.3	SPARE	
	I203.4	SPARE	
	I203.5	SPARE	
	I203.6	SPARE	
	I203.7	SPARE	

8 10

			Date	11/26/2022	Volvo Trucks North America		Valiant TMS	ET200S DI Overview KF14.12	Drawing name: =2V05&EFS-EL	= V1KF1
			Ed.	MKLEPADLO						+ V1UC14
			Appr		P6700 Firewall - Cell 2V05				Document type: EFS	Project nr: 22-16143
Modification	Date	Name	Original		Replacement of	Replaced by	Scale 1:1			Page 9 / 1019

-KF14.21
/6.1
16 DO 24VDC

ET 200SP SIEMENS
DQ 16x24 VDC/0.5A ST

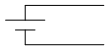

L+/24VDC	L+ 24VDC	/6.1	
M/0VDC	M 0VDC	/6.2	
Q200.0 1/DQ0	1 DQ0		Q200.0 SPARE
Q200.1 2/DQ1	2 DQ1		Q200.1 SPARE
Q200.2 3/DQ2	3 DQ2		Q200.2 SPARE
Q200.3 4/DQ3	4 DQ3		Q200.3 SPARE
Q200.4 5/DQ4	5 DQ4		Q200.4 SPARE
Q200.5 6/DQ5	6 DQ5		Q200.5 SPARE
Q200.6 7/DQ6	7 DQ6		Q200.6 SPARE
Q200.7 8/DQ7	8 DQ7		Q200.7 SPARE
Q201.0 9/DQ8	9 DQ8		Q201.0 SPARE
Q201.1 10/DQ9	10 DQ9		Q201.1 SPARE
Q201.2 11/DQ10	11 DQ10		Q201.2 SPARE
Q201.3 12/DQ11	12 DQ11		Q201.3 SPARE
Q201.4 13/DQ12	13 DQ12		Q201.4 SPARE
Q201.5 14/DQ13	14 DQ13		Q201.5 SPARE
Q201.6 15/DQ14	15 DQ14		Q201.6 SPARE
Q201.7 16/DQ15	16 DQ15		Q201.7 SPARE

6ES7132-6BH01-0BA0

9 11

			Date	11/26/2022	Volvo Trucks North America		Valiant TMS	ET200S DQ Overview KF14.21	Drawing name: =2V05&EFS-EL	= V1KF1	
			Ed.	MKLEPADLO						+ V1UC14	
			Appr		P6700 Firewall - Cell 2V05				Document type: EFS	Project nr: 22-16143	Page 10
Modification	Date	Name	Original		Replacement of	Replaced by	Scale 1:1				1019

-KF14.31
/5.0

ET 200SP SIEMENS
F-DI 8x24VDC HF

	L+ 24VDC	/5.1		
	M 0VDC	/5.2		
I5200.0	1 DI0	=V1U90FQ1+.U90/1.3	=V1FQ1-BG01	S090 Lift Assist Clear Ch1
	9 VS0	=V1U90FQ1+.U90/1.3		
I5200.1	2 DI1		I5200.1	SPARE
	10 VS1			
I5200.2	3 DI2		I5200.2	SPARE
	11 VS2			
I5200.3	4 DI3		I5200.3	SPARE
	12 VS3			
I5200.4	5 DI4	=V1U90FQ1+.U90/1.4	=V1FQ1-BG01	S090 Lift Assist Clear Ch2
	13 VS4	=V1U90FQ1+.U90/1.5		
I5200.5	6 DI5		I5200.5	SPARE
	14 VS5			
I5200.6	7 DI6		I5200.6	SPARE
	15 VS6			
I5200.7	8 DI7		I5200.7	SPARE
	16 VS7			

6ES7136-6BA01-0CA0

10 12

			Date	11/26/2022	Volvo Trucks North America		Valiant TMS	ET200S F-DI Overview KF14.31	Drawing name: =2V05&EFS-EL	= V1KF1
			Ed.	MKLEPADLO						+ V1UC14
			Appr		P6700 Firewall - Cell 2V05				Document type: EFS	Project nr: 22-16143
Modification	Date	Name	Original		Replacement of	Replaced by	Scale 1:1			Page 11 / 1019

-KF14.32
/5.3

ET 200SP SIEMENS
F-DI 8x24VDC HF

	L+ 24VDC	/5.3		
	M 0VDC	/5.4		
I5206.0	1 DI0		I5206.0	SPARE
	9 VS0			
I5206.1	2 DI1		I5206.1	SPARE
	10 VS1			
I5206.2	3 DI2		I5206.2	SPARE
	11 VS2			
I5206.3	4 DI3		I5206.3	SPARE
	12 VS3			
I5206.4	5 DI4		I5206.4	SPARE
	13 VS4			
I5206.5	6 DI5		I5206.5	SPARE
	14 VS5			
I5206.6	7 DI6		I5206.6	SPARE
	15 VS6			
I5206.7	8 DI7		I5206.7	SPARE
	16 VS7			

6ES7136-6BA00-0CA0

11 13

			Date	11/26/2022	Volvo Trucks North America		Valiant TMS	ET200S F-DI Overview KF14.32	Drawing name: =2V05&EFS-EL	= V1KF1	
			Ed.	MKLEPADLO						+ V1UC14	
			Appr		P6700 Firewall - Cell 2V05				Document type: EFS	Project nr: 22-16143	Page 12
Modification	Date	Name	Original		Replacement of	Replaced by	Scale 1:1				1019

-KF14.41
/7.0

ET 200SP SIEMENS
F-DQ 4X24VDC/2A PM HF

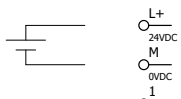

/7.1
/7.2

Q5212.0	1 DQ-P0	=V1FQ1/1.1	-KF14.51	Switched Power 1 11.1L+
Q5212.0	5			
QX.0	9 DQ-M0	=V1FQ1/1.1		
QX.0	13			
Q5212.1	2 DQ-P1	=V1FQ1/2.1	-KF14.52	Switched Power 2 12.1L+
Q5212.1	6			
QX.1	10 DQ-M1	=V1FQ1/2.1		
QX.1	14			
Q5212.2	3 DQ-P2	=V1FQ1/3.1	-KF14.53	Switched Power 3 13.1L+
Q5212.2	7			
QX.2	11 DQ-M2	=V1FQ1/3.1		
QX.2	15			
Q5212.3	4 DQ-P3	=V1FQ1/4.1	-KF14.54	Switched Power 4 14.1L+
Q5212.3	8			
QX.3	12 DQ-M3	=V1FQ1/4.1		
QX.3	16			

6ES7136-6DB00-0CA0 + BU15-P16+A0+2B

12 14

			Date	11/26/2022	Volvo Trucks North America		Valiant TMS	ET200S F-DQ Overview KF14.41	Drawing name: =2V05&EFS-EL	= V1KF1
			Ed.	MKLEPADLO						+ V1UC14
			Appr		P6700 Firewall - Cell 2V05				Document type: EFS	Project nr: 22-16143 Page 13
Modification	Date	Name	Original		Replacement of	Replaced by	Scale 1:1			1019

-KF14.42
/7.5

ET 200SP SIEMENS
F-DQ 4X24VDC/2A PM HF

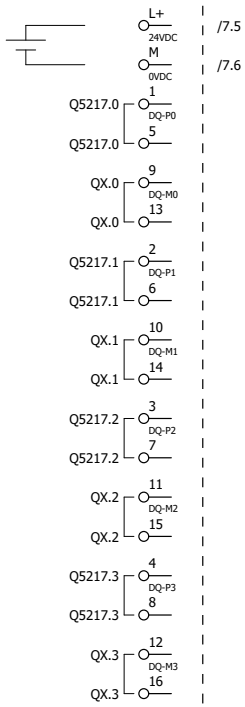

Q5217.0	SPARE	
Q5217.1	SPARE	
Q5217.2	SPARE	
Q5217.3	SPARE	

6ES7136-6DB00-0CA0 + BU15-P16+A0+2B

13 15

			Date	11/26/2022	Volvo Trucks North America		Valiant TMS	ET200S F-DQ Overview KF14.42	Drawing name: =2V05&EFS-EL	= V1KF1	
			Ed.	MKLEPADLO						+ V1UC14	
			Appr		P6700 Firewall - Cell 2V05				Document type: EFS	Project nr: 22-16143	Page 14
Modification	Date	Name	Original		Replacement of	Replaced by	Scale 1:1				1019

-KF14.51
=V1FQ1/1.2
=V1WC4/12.1

ET 200SP SIEMENS
F-RQ 1x24VDC/24..230VAC/5A

1 RQ01+	=V1WC4/12.2	11L+	
2 RQ01-	=V1WC4/12.2	11.1L+	
3 RQ02+	=V1WC4/12.3	11L+	
4 RQ02-	=V1WC4/12.4	11.1L+	
9 IN P	=V1FQ1/1.3	Switched Power 1 11.1L+P	
10 OUT P	=V1FQ1/1.4	SPARE	
11 IN M	=V1FQ1/1.4	Switched Power 1 11.1L+M	
12 OUT M	=V1FQ1/1.5	SPARE	
1A AUX			
2A AUX			
3A AUX			
4A AUX			

6ES7136-6RA00-0BF0 + BU20-P8+A4+0B

14 16

			Date	11/26/2022	Volvo Trucks North America	Valiant TMS	ET200S F-RQ Overview KF14.51	Drawing name: =2V05&EFS-EL	= V1KF1	
			Ed.	MKLEPADLO					+ V1UC14	
			Appr		P6700 Firewall - Cell 2V05			Document type: EFS	Project nr: 22-16143	Page 15
Modification	Date	Name	Original		Replacement of	Replaced by	Scale 1:1			1019

-KF14.52
=V1FQ1/2.2
=V1WC4/13.1

ET 200SP SIEMENS
F-RQ 1x24VDC/24..230VAC/5A

1 RQ01+	=V1WC4/13.2	12L+
2 RQ01-	=V1WC4/13.2	12.1L+
3 RQ02+	=V1WC4/13.3	12L+
4 RQ02-	=V1WC4/13.4	12.1L+
9 IN P	=V1FQ1/2.3	Switched Power 2 12.1L+P
10 OUT P	=V1FQ1/2.4	SPARE
11 IN M	=V1FQ1/2.4	Switched Power 2 12.1L+M
12 OUT M	=V1FQ1/2.5	SPARE
1A AUX		
2A AUX		
3A AUX		
4A AUX		

6ES7136-6RA00-0BF0 + BU20-P8+A4+0B

15 17

			Date	11/26/2022	Volvo Trucks North America		Valiant TMS	ET200S F-RQ Overview KF14.52	Drawing name: =2V05&EFS-EL	= V1KF1	
			Ed.	MKLEPADLO						+ V1UC14	
			Appr		P6700 Firewall - Cell 2V05		Scale 1:1		Document type: EFS	Project nr: 22-16143	Page 16
Modification	Date	Name	Original		Replacement of	Replaced by					1019

-KF14.53
=V1FQ1/3.2
=V1WC4/14.1

ET 200SP SIEMENS
F-RQ 1x24VDC/24..230VAC/5A

1 RQ01+	=V1WC4/14.2	13L+	
2 RQ01-	=V1WC4/14.2	13.1L+	
3 RQ02+	=V1WC4/14.3	13L+	
4 RQ02-	=V1WC4/14.4	13.1L+	
9 IN P	=V1FQ1/3.3	Switched Power 3 13.1L+P	
10 OUT P	=V1FQ1/3.4	SPARE	
11 IN M	=V1FQ1/3.4	Switched Power 3 13.1L+M	
12 OUT M	=V1FQ1/3.5	SPARE	
1A AUX			
2A AUX			
3A AUX			
4A AUX			

6ES7136-6RA00-0BF0 + BU20-P8+A4+0B

16 18

			Date	11/26/2022	Volvo Trucks North America		Valiant TMS	ET200S F-RQ Overview KF14.53	Drawing name: =2V05&EFS-EL	= V1KF1	
			Ed.	MKLEPADLO						+ V1UC14	
			Appr		P6700 Firewall - Cell 2V05				Document type: EFS	Project nr: 22-16143	Page 17
Modification	Date	Name	Original		Replacement of	Replaced by	Scale 1:1				1019

0	1	2	3	4	5	6	7	8	9

-KF14.54
=V1FQ1/4.2
=V1WC4/15.1

ET 200SP SIEMENS
F-RQ 1x24VDC/24..230VAC/5A

1 RQ01+	=V1WC4/15.2	14L+	
2 RQ01-	=V1WC4/15.2	14.1L+	
3 RQ02+	=V1WC4/15.3	14L+	
4 RQ02-	=V1WC4/15.4	14.1L+	
9 IN P	=V1FQ1/4.3	Switched Power 4 14.1L+P	
10 OUT P	=V1FQ1/4.4	SPARE	
11 IN M	=V1FQ1/4.4	Switched Power 4 14.1L+M	
12 OUT M	=V1FQ1/4.5	SPARE	
1A AUX			
2A AUX			
3A AUX			
4A AUX			

6ES7136-6RA00-0BF0 + BU20-P8+A4+0B

17 +.UC15/1

			Date	11/26/2022	Volvo Trucks North America	Valiant TMS	ET200S F-RQ Overview KF14.54	Drawing name: =2V05&EFS-EL	= V1KF1
			Ed.	MKLEPADLO					+ V1UC14
			Appr		P6700 Firewall - Cell 2V05			Document type: EFS	Project nr: 22-16143
Modification	Date	Name	Original		Replacement of	Replaced by	Scale 1:1		Page 18 / 1019

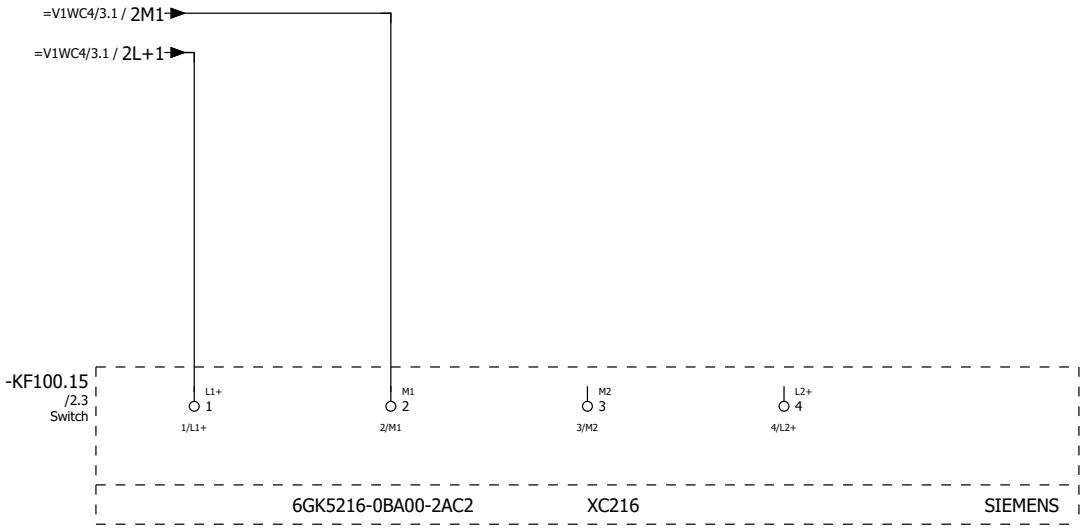

			Date	12/2/2022	Volvo Trucks North America		Valiant TMS	Switch, Scalance XC216	Drawing name: =2V05&EFS-EL	= V1KF1	
			Ed.	MKLEPADLO						+ V1UC15	
			Appr		P6700 Firewall - Cell 2V05				Document type: EFS	Project nr: 22-16143	Page 1
Modification	Date	Name	Original		Replacement of	Replaced by	Scale 1:1				1019

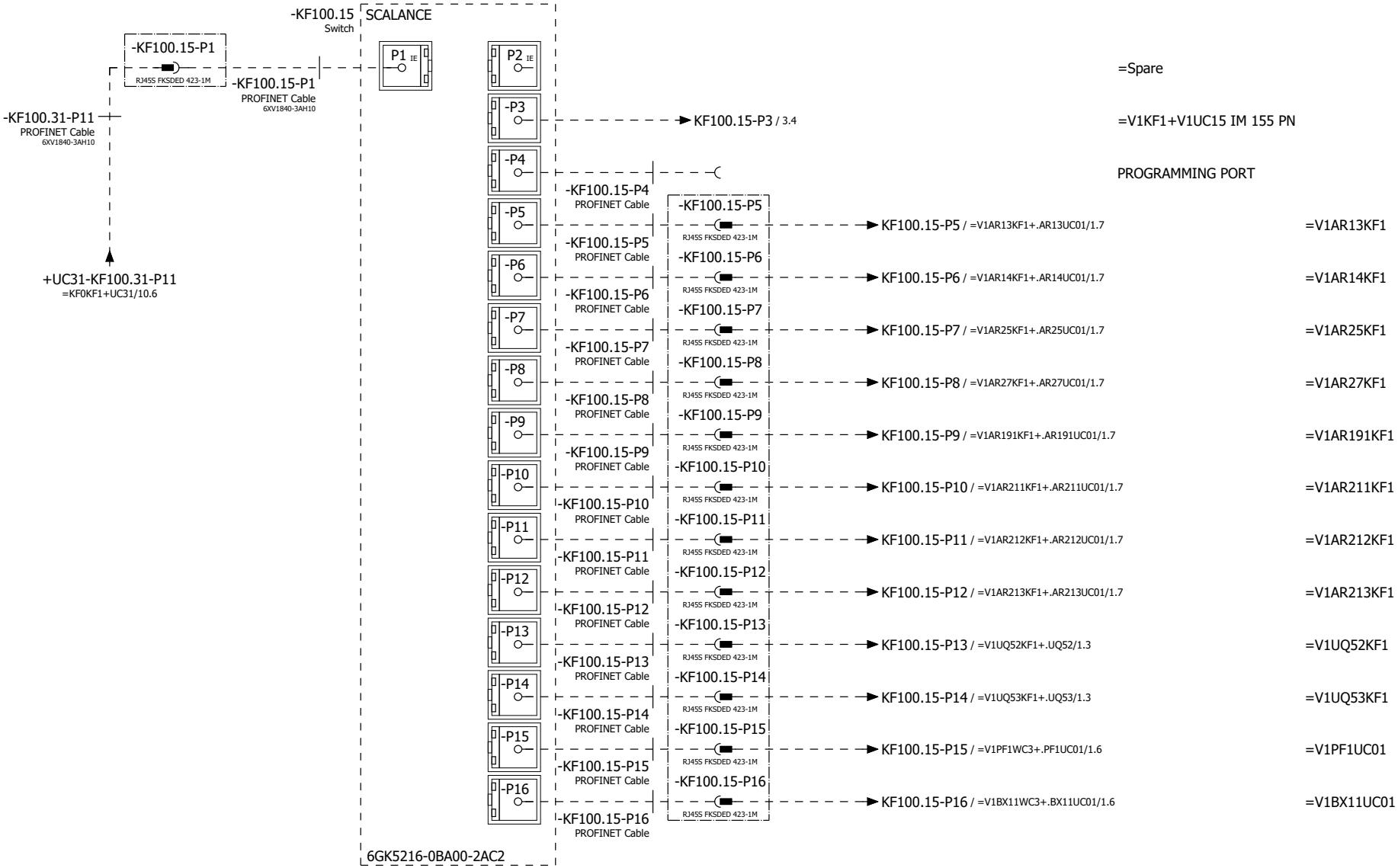

			Date	12/2/2022	Volvo Trucks North America		Valiant TMS	Network Overview	Drawing name: =2V05&EFS-EL	= V1KF1	
			Ed.	MKLEPADLO						+ V1UC15	
			Appr		P6700 Firewall - Cell 2V05				Document type: EFS	Project nr: 22-16143	Page 2
Modification	Date	Name	Original		Replacement of	Replaced by	Scale 1:1				1019



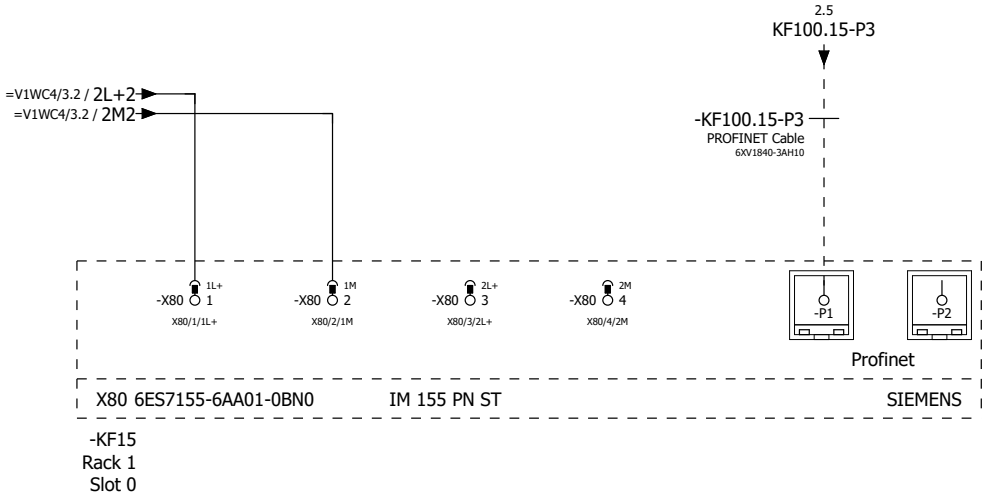

2 4

			Date	12/2/2022	Volvo Trucks North America		Valiant TMS	IM 155 PN	Drawing name: =2V05&EFS-EL	= V1KF1
			Ed.	MKLEPADLO						+ V1UC15
			Appr		P6700 Firewall - Cell 2V05				Document type: EFS	Project nr: 22-16143
Modification	Date	Name	Original		Replacement of	Replaced by	Scale 1:1			Page 3 / 1019

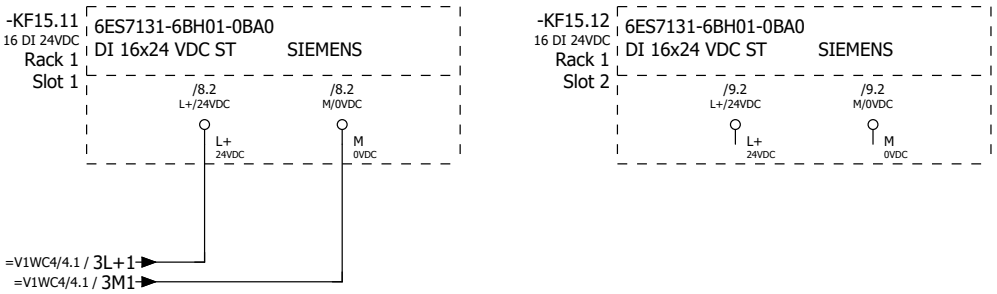

			Date	12/2/2022	Volvo Trucks North America		Valiant TMS	ET200S Wiring DI	Drawing name: =2V05&EFS-EL	= V1KF1	
			Ed.	MKLEPADLO						+ V1UC15	
			Appr		P6700 Firewall - Cell 2V05				Document type: EFS	Project nr: 22-16143	Page 4
Modification	Date	Name	Original		Replacement of	Replaced by	Scale 1:1				1019

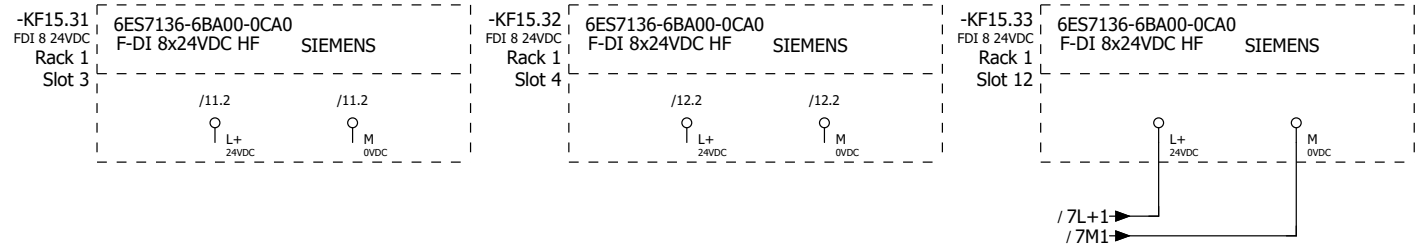

4 6

			Date	12/2/2022	Volvo Trucks North America		Valiant TMS	ET200S Wiring F-DI	Drawing name: =2V05&EFS-EL	= V1KF1
			Ed.	MKLEPADLO						+ V1UC15
			Appr		P6700 Firewall - Cell 2V05				Document type: EFS	Project nr: 22-16143
Modification	Date	Name	Original		Replacement of	Replaced by	Scale 1:1			Page 5 / 1019

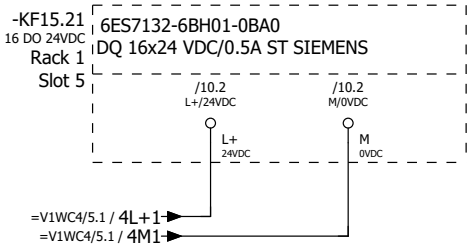

5 7

			Date	12/2/2022	Volvo Trucks North America		Valiant TMS	ET200S Wiring DQ	Drawing name: =2V05&EFS-EL	= V1KF1	
			Ed.	MKLEPADLO						+ V1UC15	
			Appr		P6700 Firewall - Cell 2V05				Document type: EFS	Project nr: 22-16143	Page 6
Modification	Date	Name	Original		Replacement of	Replaced by	Scale 1:1				1019

-KF15.41
=V1FQ1/1.0
=V1FQ1/2.0
=V1FQ1/3.0
=V1FQ1/4.0
/13.1
FDO 4 24VDC
Rack 1
Slot 6

6ES7136-6DB00-0CA0 + BU15-P16+A0+2B F-DQ 4X24VDC/2A PM HF SIEMENS

/13.2 L+ 24VDC

/13.2 M 0VDC

-KF15.42
/14.1
FDO 4 24VDC
Rack 1
Slot 7

6ES7136-6DB00-0CA0 + BU15-P16+A0+2B F-DQ 4X24VDC/2A PM HF SIEMENS

/14.2 L+ 24VDC

/14.2 M 0VDC

6 8

			Date	12/2/2022	Volvo Trucks North America	Valiant TMS	ET200S Wiring F-DQ	Drawing name: =2V05&EFS-EL	= V1KF1	
			Ed.	MKLEPADLO					+ V1UC15	
			Appr		P6700 Firewall - Cell 2V05			Document type: EFS	Project nr: 22-16143	Page 7
Modification	Date	Name	Original		Replacement of	Replaced by	Scale 1:1			1019

-KF15.11
/4.0

ET 200SP SIEMENS
DI 16x24 VDC ST

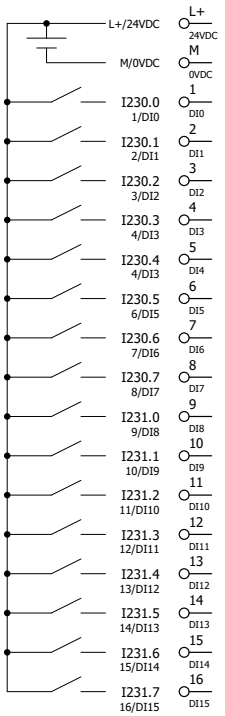

6ES7131-6BH01-0BA0

/4.1			
/4.2			
=V1WC3/2.2	=V1WC3+V1UC15-FC1	Monitoring 120 VAC	
=V1WC3/2.3	=V1WC3+V1UC15-FC2	Monitoring 120 VAC	
=V1WC4/1.4	=V1WC4+V1UC15-TA1_I	Monitoring 24VDC	
	I230.3	Spare	
=V1WC4/1.0	=V1WC4+V1UC15-FC11_I	Monitoring 24VDC	
=V1WC4/11.0	=V1WC4+V1UC15-FC12_I	Monitoring 24VDC	
	I230.6	Spare	
	I230.7	Spare	
	I231.0	Spare	
	I231.1	Spare	
	I231.2	Spare	
	I231.3	Spare	
	I231.4	Spare	
	I231.5	Spare	
	I231.6	Spare	
	I231.7	Spare	

7 9

			Date	11/26/2022	Volvo Trucks North America		Valiant TMS	ET200S DI Overview KF15.11	Drawing name: =2V05&EFS-EL	= V1KF1
			Ed.	MKLEPADLO						+ V1UC15
			Appr		P6700 Firewall - Cell 2V05				Document type: EFS	Project nr: 22-16143
Modification	Date	Name	Original		Replacement of	Replaced by	Scale 1:1			Page 8 / 1019

-KF15.12
/4.3

ET 200SP SIEMENS
DI 16x24 VDC ST

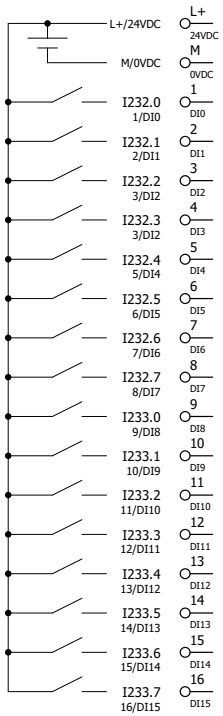

6ES7131-6BH01-0BA0

	/4.3		
	/4.4		
1	=V1FQ1/1.8	-KF15.51RQ	Monitoring Safety contactors 11.1L+
2	=V1FQ1/2.8	-KF15.52RQ	Monitoring Safety contactors 12.1L+
3	=V1FQ1/3.8	-KF15.53RQ	Monitoring Safety contactors 13.1L+
4	=V1FQ1/4.8	-KF15.54RQ	Monitoring Safety contactors 14.1L+
5		I232.4	SPARE
6		I232.5	SPARE
7	=KH0+KH0/5.6	=KH0-BP5_I	Monitoring S040 Fixture AIR On
8	=KH0+KH0/6.6	=KH0-BP6_I	Monitoring S050 Fixture AIR On
9	=KH0+KH0/10.6	=KH0-BP10_I	Monitoring S080 Date Scribe AIR On
10	=KH0+KH0/4.6	=KH0-BP4_I	Monitoring S030 Fixture AIR On
11		I233.2	SPARE
12		I233.3	SPARE
13		I233.4	SPARE
14		I233.5	SPARE
15		I233.6	SPARE
16		I233.7	SPARE

8 10

			Date	11/26/2022	Volvo Trucks North America	Valiant TMS	ET200S DI Overview KF15.12	Drawing name: =2V05&EFS-EL	= V1KF1
			Ed.	MKLEPADLO					+ V1UC15
			Appr		P6700 Firewall - Cell 2V05			Document type: EFS	Project nr: 22-16143
Modification	Date	Name	Original		Replacement of	Replaced by	Scale 1:1		Page 9 / 1019

-KF15.21
/6.1
16 DO 24VDC

ET 200SP SIEMENS
DQ 16x24 VDC/0.5A ST

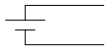

L+/24VDC	L+ 24VDC	/6.1	
M/0VDC	M 0VDC	/6.2	
Q230.0 1/DQ0	1 DQ0		Q230.0 SPARE
Q230.1 2/DQ1	2 DQ1		Q230.1 SPARE
Q230.2 3/DQ2	3 DQ2		Q230.2 SPARE
Q230.3 4/DQ3	4 DQ3		Q230.3 SPARE
Q230.4 5/DQ4	5 DQ4		Q230.4 SPARE
Q230.5 6/DQ5	6 DQ5		Q230.5 SPARE
Q230.6 7/DQ6	7 DQ6		Q230.6 SPARE
Q230.7 8/DQ7	8 DQ7		Q230.7 SPARE
Q231.0 9/DQ8	9 DQ8		Q231.0 SPARE
Q231.1 10/DQ9	10 DQ9		Q231.1 SPARE
Q231.2 11/DQ10	11 DQ10		Q231.2 SPARE
Q231.3 12/DQ11	12 DQ11		Q231.3 SPARE
Q231.4 13/DQ12	13 DQ12		Q231.4 SPARE
Q231.5 14/DQ13	14 DQ13		Q231.5 SPARE
Q231.6 15/DQ14	15 DQ14		Q231.6 SPARE
Q231.7 16/DQ15	16 DQ15		Q231.7 SPARE

6ES7132-6BH01-0BA0

			Date	11/26/2022	Volvo Trucks North America		Valiant TMS	ET200S DQ Overview KF15.21	Drawing name: =2V05&EFS-EL	= V1KF1 + V1UC15
			Ed.	MKLEPADLO	P6700 Firewall - Cell 2V05					
			Appr				Scale 1:1		Document type: EFS	Project nr: 22-16143
Modification	Date	Name	Original		Replacement of	Replaced by				Page 10 / 1019

-KF15.31
/5.0

ET 200SP SIEMENS
F-DI 8x24VDC HF

	L+ 24VDC	/5.1			
	M 0VDC	/5.2			
I5230.0	1 DI0		I5230.0	SPARE	
	9 VS0				
I5230.1	2 DI1		I5230.1	SPARE	
	10 VS1				
I5230.2	3 DI2		I5230.2	SPARE	
	11 VS2				
I5230.3	4 DI3		I5230.3	SPARE	
	12 VS3				
I5230.4	5 DI4		I5230.4	SPARE	
	13 VS4				
I5230.5	6 DI5		I5230.5	SPARE	
	14 VS5				
I5230.6	7 DI6		I5230.6	SPARE	
	15 VS6				
I5230.7	8 DI7		I5230.7	SPARE	
	16 VS7				

6ES7136-6BA00-0CA0

			Date	11/26/2022	Volvo Trucks North America		Valiant TMS	ET200S F-DI Overview KF15.31	Drawing name: =2V05&EFS-EL	= V1KF1
			Ed.	MKLEPADLO						+ V1UC15
			Appr		P6700 Firewall - Cell 2V05				Document type: EFS	Project nr: 22-16143
Modification	Date	Name	Original		Replacement of	Replaced by	Scale 1:1			Page 11 / 1019

-KF15.32
/5.3

ET 200SP SIEMENS
F-DI 8x24VDC HF

	L+ 24VDC	/5.3		
	M 0VDC	/5.4		
I5236.0	1 DI0		I5236.0	SPARE
	9 VS0			
I5236.1	2 DI1		I5236.1	SPARE
	10 VS1			
I5236.2	3 DI2		I5236.2	SPARE
	11 VS2			
I5236.3	4 DI3		I5236.3	SPARE
	12 VS3			
I5236.4	5 DI4		I5236.4	SPARE
	13 VS4			
I5236.5	6 DI5		I5236.5	SPARE
	14 VS5			
I5236.6	7 DI6		I5236.6	SPARE
	15 VS6			
I5236.7	8 DI7		I5236.7	SPARE
	16 VS7			

6ES7136-6BA00-0CA0

11 13

			Date	11/26/2022	Volvo Trucks North America	Valiant TMS	ET200S F-DI Overview KF15.32	Drawing name: =2V05&EFS-EL	= V1KF1	
			Ed.	MKLEPADLO					+ V1UC15	
			Appr		P6700 Firewall - Cell 2V05			Document type: EFS	Project nr: 22-16143	Page 12
Modification	Date	Name	Original		Replacement of / Replaced by	Scale 1:1				1019

-KF15.41
/7.0

ET 200SP SIEMENS
F-DQ 4X24VDC/2A PM HF

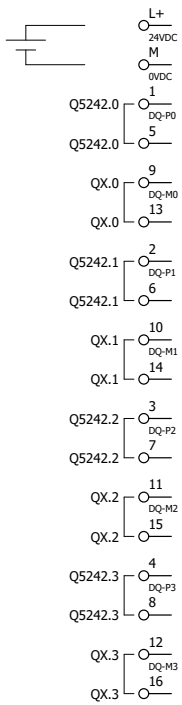

/7.1
/7.2
=V1FQ1/1.1 -KF15.51 Switched Power 1 11.1L+
=V1FQ1/1.1
=V1FQ1/2.1 -KF15.52 Switched Power 2 12.1L+
=V1FQ1/2.1
=V1FQ1/3.1 -KF15.53 Switched Power 3 13.1L+
=V1FQ1/3.1
=V1FQ1/4.1 -KF15.54 Switched Power 4 14.1L+
=V1FQ1/4.1

6ES7136-6DB00-0CA0 + BU15-P16+A0+2B

12 14

			Date	11/26/2022	Volvo Trucks North America		Valiant TMS	ET200S F-DQ Overview KF15.41	Drawing name: =2V05&EFS-EL	= V1KF1
			Ed.	MKLEPADLO						+ V1UC15
			Appr		P6700 Firewall - Cell 2V05				Document type: EFS	Project nr: 22-16143 Page 13
Modification	Date	Name	Original		Replacement of	Replaced by	Scale 1:1			1019

-KF15.42
/7.5

ET 200SP SIEMENS
F-DQ 4X24VDC/2A PM HF

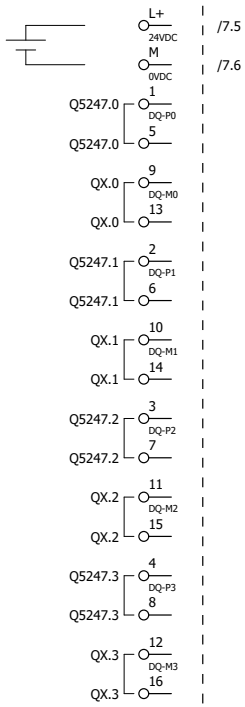

Q5247.0	SPARE	
Q5247.1	SPARE	
Q5247.2	SPARE	
Q5247.3	SPARE	

6ES7136-6DB00-0CA0 + BU15-P16+A0+2B

13 15

			Date	11/26/2022	Volvo Trucks North America		Valiant TMS	ET200S F-DQ Overview KF15.42	Drawing name: =2V05&EFS-EL	= V1KF1	
			Ed.	MKLEPADLO						+ V1UC15	
			Appr		P6700 Firewall - Cell 2V05				Document type: EFS	Project nr: 22-16143	Page 14
Modification	Date	Name	Original		Replacement of	Replaced by	Scale 1:1				1019

-KF15.51
=V1FQ1/1.2
=V1WC4/12.1

ET 200SP SIEMENS
F-RQ 1x24VDC/24..230VAC/5A

1 RQ01+	=V1WC4/12.2	11L+	
2 RQ01-	=V1WC4/12.2	11.1L+	
3 RQ02+	=V1WC4/12.3	11L+	
4 RQ02-	=V1WC4/12.4	11.1L+	
9 IN P	=V1FQ1/1.3	Switched Power 1 11.1L+P	
10 OUT P	=V1FQ1/1.4	SPARE	
11 IN M	=V1FQ1/1.4	Switched Power 1 11.1L+M	
12 OUT M	=V1FQ1/1.5	SPARE	
1A AUX			
2A AUX			
3A AUX			
4A AUX			

6ES7136-6RA00-0BF0 + BU20-P8+A4+0B

			Date	11/26/2022	Volvo Trucks North America	Valiant TMS	ET200S F-RQ Overview KF14.51	Drawing name: =2V05&EFS-EL	= V1KF1
			Ed.	MKLEPADLO					+ V1UC15
			Appr		P6700 Firewall - Cell 2V05			Document type: EFS	Project nr: 22-16143
Modification	Date	Name	Original		Replacement of	Replaced by	Scale 1:1		Page 15 / 1019

-KF15.52
=V1FQ1/2.2
=V1WC4/13.1

ET 200SP SIEMENS
F-RQ 1x24VDC/24..230VAC/5A

1 RQ01+	=V1WC4/13.2	12L+	
2 RQ01-	=V1WC4/13.2	12.1L+	
3 RQ02+	=V1WC4/13.3	12L+	
4 RQ02-	=V1WC4/13.4	12.1L+	
9 IN P	=V1FQ1/2.3	Switched Power 2 12.1L+P	
10 OUT P	=V1FQ1/2.4	SPARE	
11 IN M	=V1FQ1/2.4	Switched Power 2 12.1L+M	
12 OUT M	=V1FQ1/2.5	SPARE	
1A AUX			
2A AUX			
3A AUX			
4A AUX			

6ES7136-6RA00-0BF0 + BU20-P8+A4+0B

			Date	11/26/2022	Volvo Trucks North America		Valiant TMS	ET200S F-RQ Overview KF14.52	Drawing name: =2V05&EFS-EL	= V1KF1
			Ed.	MKLEPADLO						+ V1UC15
			Appr		P6700 Firewall - Cell 2V05				Document type: EFS	Project nr: 22-16143
Modification	Date	Name	Original		Replacement of	Replaced by	Scale 1:1			Page 16 / 1019

-KF15.53
=V1FQ1/3.2
=V1WC4/14.1

ET 200SP SIEMENS
F-RQ 1x24VDC/24..230VAC/5A

1 RQ01+	=V1WC4/14.2	13L+
2 RQ01-	=V1WC4/14.2	13.1L+
3 RQ02+	=V1WC4/14.3	13L+
4 RQ02-	=V1WC4/14.4	13.1L+
9 IN P	=V1FQ1/3.3	Switched Power 3 13.1L+P
10 OUT P	=V1FQ1/3.4	SPARE
11 IN M	=V1FQ1/3.4	Switched Power 3 13.1L+M
12 OUT M	=V1FQ1/3.5	SPARE
1A AUX		
2A AUX		
3A AUX		
4A AUX		

6ES7136-6RA00-0BF0 + BU20-P8+A4+0B

16 18

			Date	11/26/2022	Volvo Trucks North America	Valiant TMS	ET200S F-RQ Overview KF14.53	Drawing name: =2V05&EFS-EL	= V1KF1	
			Ed.	MKLEPADLO					+ V1UC15	
			Appr		P6700 Firewall - Cell 2V05			Document type: EFS	Project nr: 22-16143	Page 17
Modification	Date	Name	Original		Replacement of	Replaced by	Scale 1:1			1019

-KF15.54
=V1FQ1/4.2
=V1WC4/15.1

ET 200SP SIEMENS
F-RQ 1x24VDC/24..230VAC/5A

1 RQ01+	=V1WC4/15.2	14L+
2 RQ01-	=V1WC4/15.2	14.1L+
3 RQ02+	=V1WC4/15.3	14L+
4 RQ02-	=V1WC4/15.4	14.1L+
9 IN P	=V1FQ1/4.3	Switched Power 4 14.1L+P
10 OUT P	=V1FQ1/4.4	SPARE
11 IN M	=V1FQ1/4.4	Switched Power 4 14.1L+M
12 OUT M	=V1FQ1/4.5	SPARE

1A AUX
2A AUX
3A AUX
4A AUX

6ES7136-6RA00-0BF0 + BU20-P8+A4+0B

			Date	11/26/2022	Volvo Trucks North America	Valiant TMS	ET200S F-RQ Overview KF14.54	Drawing name: =2V05&EFS-EL	= V1KF1
			Ed.	MKLEPADLO					+ V1UC15
			Appr		P6700 Firewall - Cell 2V05			Document type: EFS	Project nr: 22-16143
Modification	Date	Name	Original		Replacement of	Replaced by	Scale 1:1		Page 18 / 1019



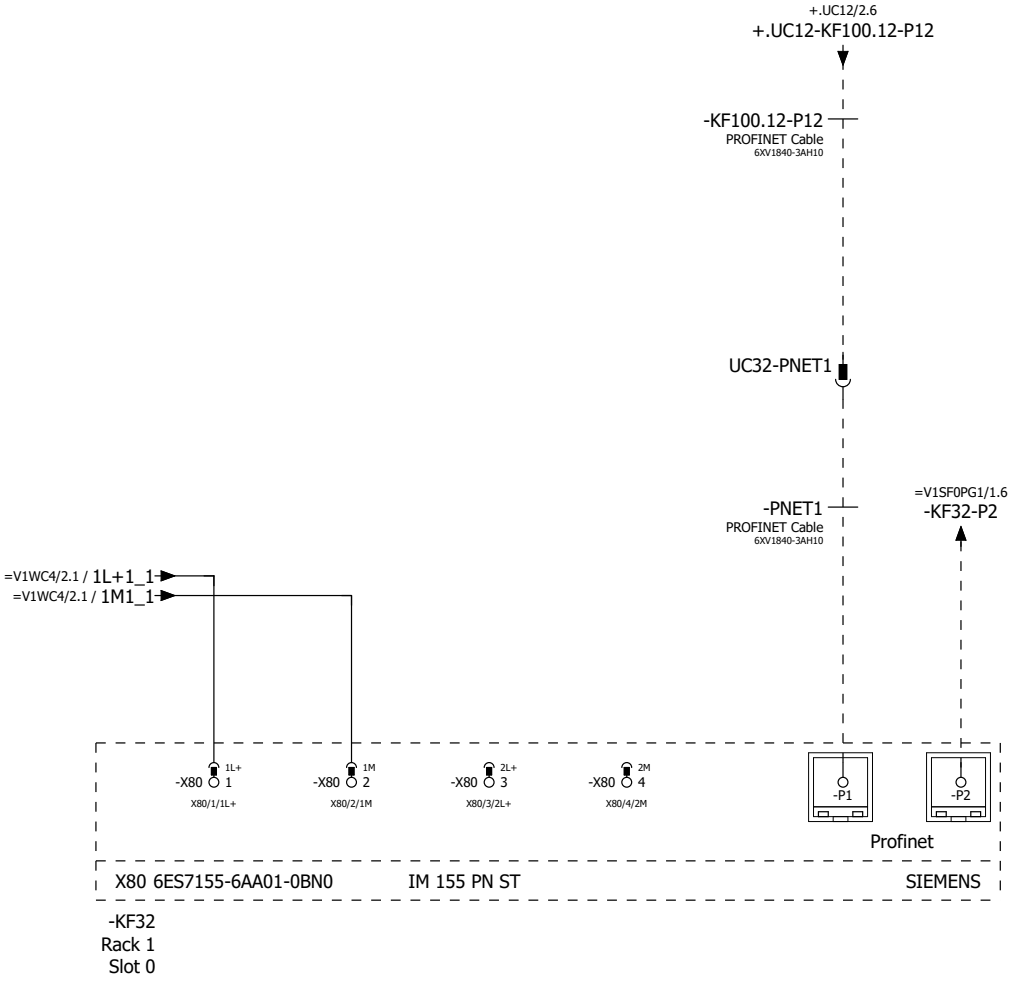

+.UC15/18

2

			Date	12/2/2022	Volvo Trucks North America		Valiant TMS	IM 155 PN	Drawing name: =2V05&EFS-EL	= V1KF1
			Ed.	MKLEPADLO						+ V1UC32
			Appr		P6700 Firewall - Cell 2V05				Document type: EFS	Project nr: 22-16143
Modification	Date	Name	Original		Replacement of	Replaced by	Scale 1:1			Page 1 / 1019

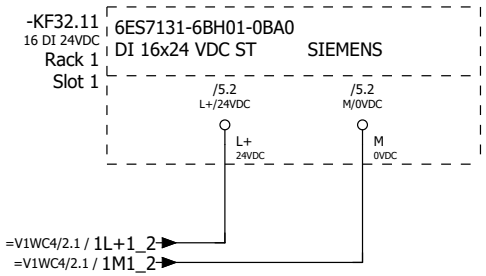

			Date	12/2/2022	Volvo Trucks North America		Valiant TMS	ET200S Wiring DI	Drawing name: =2V05&EFS-EL		= V1KF1
			Ed.	MKLEPADLO							+ V1UC32
			Appr		P6700 Firewall - Cell 2V05				Document type: EFS	Project nr: 22-16143	Page 2
Modification	Date	Name	Original		Replacement of	Replaced by	Scale 1:1				1019

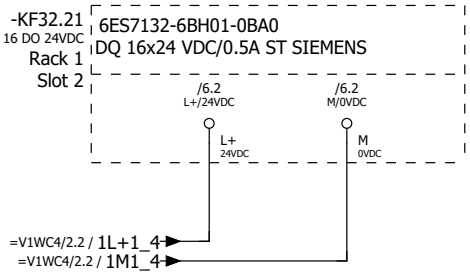

			Date	12/2/2022	Volvo Trucks North America		Valiant TMS	ET200S Wiring DO	Drawing name: =2V05&EFS-EL	= V1KF1	
			Ed.	MKLEPADLO						+ V1UC32	
			Appr		P6700 Firewall - Cell 2V05				Document type: EFS	Project nr: 22-16143	Page 3
Modification	Date	Name	Original		Replacement of	Replaced by	Scale 1:1				1019

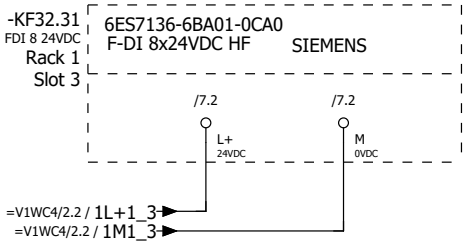

			Date	12/2/2022	Volvo Trucks North America		Valiant TMS	ET200S Wiring F-DI	Drawing name: =2V05&EFS-EL	= V1KF1	
			Ed.	MKLEPADLO						+ V1UC32	
			Appr		P6700 Firewall - Cell 2V05				Document type: EFS	Project nr: 22-16143	Page 4
Modification	Date	Name	Original		Replacement of	Replaced by	Scale 1:1				1019

-KF32.11

ET 200SP SIEMENS
DI 16x24 VDC ST

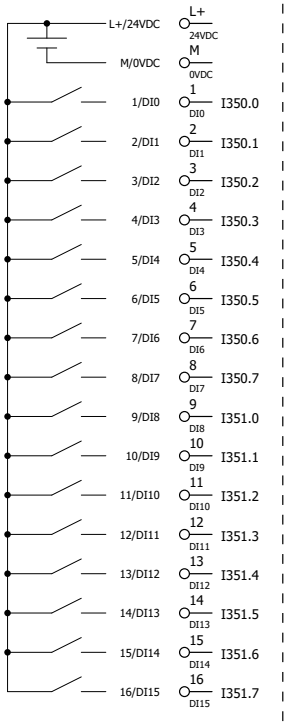

	/2.1		
	/2.2		
I350.0		I350.0	Spare
I350.1		I350.1	Spare
I350.2	=V1SF0PG1/2.7	=V1SF0PG1+V1UC32-SF3_4	Start auto PB
I350.3		I350.3	Spare
I350.4	=V1SF0PG1/2.5	=V1SF0PG1+V1UC32-SF1_4	Set PB
I350.5	=V1SF0PG1/2.2	=V1SF0PG1+V1UC32-SF2_4	Reset PB
I350.6		I350.6	Spare
I350.7		I350.7	Spare
I351.0	=V1WC4/3.2	=V1WC4+V1UC32-FC1	Monitoring 24 VDC
I351.1	=V1WC4/3.4	=V1WC4+V1UC32-FC2	Monitoring 24 VDC
I351.2		I351.2	Spare
I351.3		I351.3	Spare
I351.4		I351.4	Spare
I351.5		I351.5	Spare
I351.6		I351.6	Spare
I351.7		I351.7	Spare

6ES7131-6BH01-0BA0

4 6

			Date	12/16/2022	Volvo Trucks North America		Valiant TMS	ET200S Cross-reference Input module	Drawing name: =2V05&EFS-EL	= V1KF1
			Ed.	KMAFFRE						+ V1UC32
			Appr		P6700 Firewall - Cell 2V05		Scale 1:1		Document type: EFS	Project nr: 22-16143
Modification	Date	Name	Original		Replacement of	Replaced by				Page 5 / 1019

-KF32.21

ET 200SP SIEMENS
DQ 16x24 VDC/0.5A ST

L+/24VDC	L+ 24VDC		/3.1		
M/0VDC	M 0VDC		/3.2		
1/DQ0	1 DQ0	Q350.0		Q350.0	Spare
2/DQ1	2 DQ1	Q350.1	=V1SF0PG1/2.8	=V1SF0PG1+V1UC32-PF3_Q	Start auto LT
3/DQ2	3 DQ2	Q350.2		Q350.2	Spare
4/DQ3	4 DQ3	Q350.3		Q350.3	Spare
5/DQ4	5 DQ4	Q350.4		Q350.4	Spare
6/DQ5	6 DQ5	Q350.5		Q350.5	Spare
7/DQ6	7 DQ6	Q350.6		Q350.6	Spare
8/DQ7	8 DQ7	Q350.7		Q350.7	Spare
9/DQ8	9 DQ8	Q351.0		Q351.0	Spare
10/DQ9	10 DQ9	Q351.1		Q351.1	Spare
11/DQ10	11 DQ10	Q351.2		Q351.2	Spare
12/DQ11	12 DQ11	Q351.3		Q351.3	Spare
13/DQ12	13 DQ12	Q351.4		Q351.4	Spare
14/DQ13	14 DQ13	Q351.5		Q351.5	Spare
15/DQ14	15 DQ14	Q351.6		Q351.6	Spare
16/DQ15	16 DQ15	Q351.7		Q351.7	Spare

6ES7132-6BH01-0BA0

5 7

			Date	11/26/2022	Volvo Trucks North America		Valiant TMS	ET200S Cross-reference Output module	Drawing name: =2V05&EFS-EL	= V1KF1
			Ed.	MKLEPADLO						+ V1UC32
			Appr		P6700 Firewall - Cell 2V05				Document type: EFS	Project nr: 22-16143
Modification	Date	Name	Original		Replacement of	Replaced by	Scale 1:1			Page 6 / 1019

-KF32.31
/4.0

ET 200SP SIEMENS
F-DI 8x24VDC HF

	L+ 24VDC	/4.1			
	M 0VDC	/4.2			
I5350.0	1 DI0	=FQ0V1SF1S01/1.3	=FQ0V1SF1S01+UC32-SF1.1	Emergency stop Ch1	
	9 VS0	=FQ0V1SF1S01/1.3			
I5350.1	2 DI1		I5350.1	Spare	
	10 VS1				
I5350.2	3 DI2		I5350.2	Spare	
	11 VS2				
I5350.3	4 DI3		I5350.3	Spare	
	12 VS3				
I5350.4	5 DI4	=FQ0V1SF1S01/1.4	=FQ0V1SF1S01+UC32-SF1.11	Emergency stop Ch2	
	13 VS4	=FQ0V1SF1S01/1.4			
I5350.5	6 DI5		I5350.5	Spare	
	14 VS5				
I5350.6	7 DI6		I5350.6	Spare	
	15 VS6				
I5350.7	8 DI7		I5350.7	Spare	
	16 VS7				

6ES7136-6BA01-0CA0



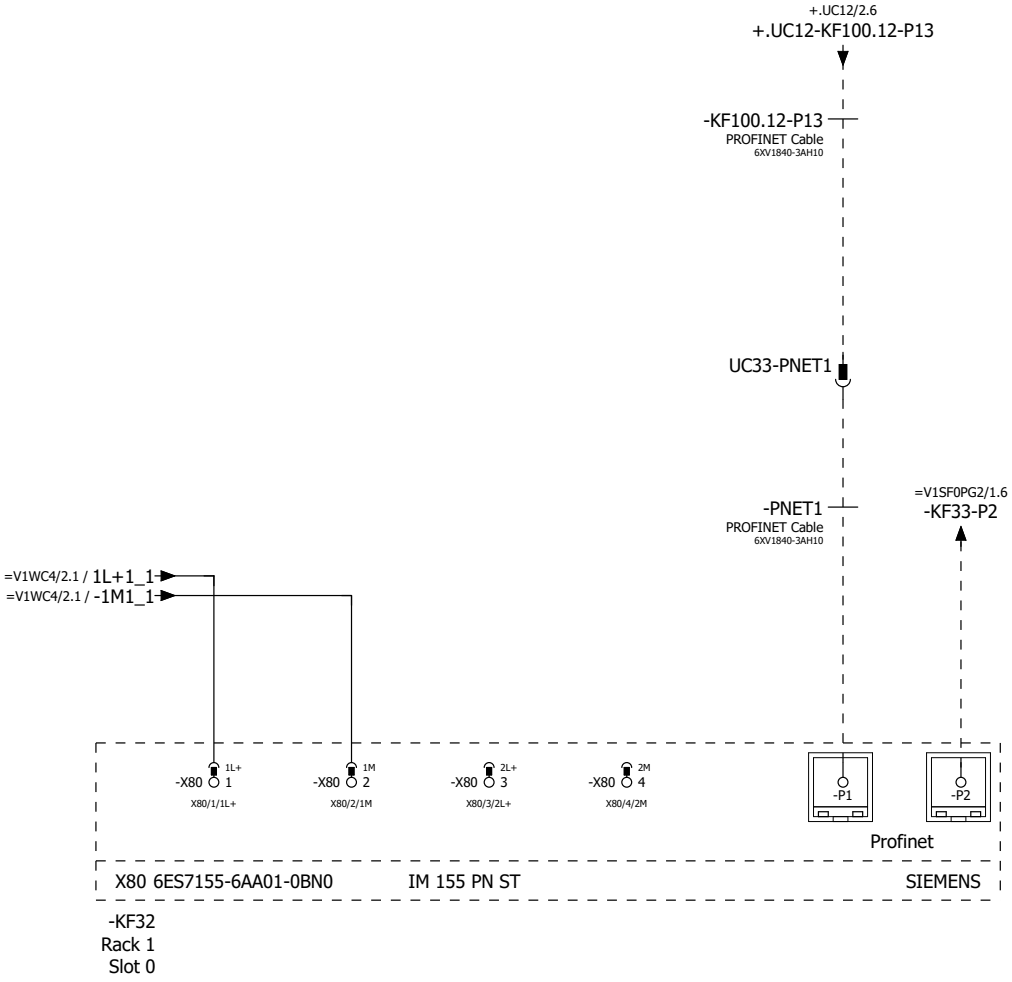

+.UC32/7

2

			Date	12/2/2022	Volvo Trucks North America		Valiant TMS	IM 155 PN	Drawing name: =2V05&EFS-EL	= V1KF1
			Ed.	MKLEPADLO						+ V1UC33
			Appr		P6700 Firewall - Cell 2V05				Document type: EFS	Project nr: 22-16143
Modification	Date	Name	Original		Replacement of	Replaced by	Scale 1:1			Page 1 / 1019

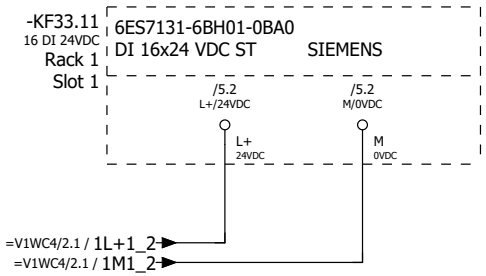

			Date	12/2/2022	Volvo Trucks North America		Valiant TMS	ET200S Wiring DI	Drawing name: =2V05&EFS-EL		= V1KF1
			Ed.	MKLEPADLO							+ V1UC33
			Appr		P6700 Firewall - Cell 2V05				Document type: EFS	Project nr: 22-16143	Page 2
Modification	Date	Name	Original		Replacement of	Replaced by	Scale 1:1				1019

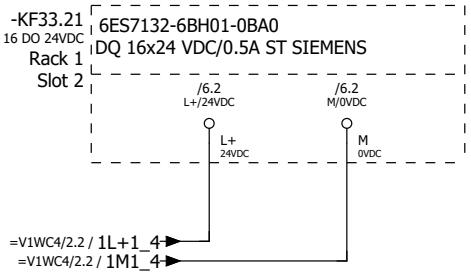

			Date	12/2/2022	Volvo Trucks North America		Valiant TMS	ET200S Wiring DO	Drawing name: =2V05&EFS-EL		= V1KF1
			Ed.	MKLEPADLO							+ V1UC33
			Appr		P6700 Firewall - Cell 2V05				Document type: EFS	Project nr: 22-16143	Page 3
Modification	Date	Name	Original		Replacement of	Replaced by	Scale 1:1				1019

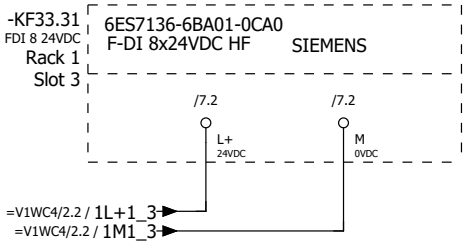

			Date	12/2/2022	Volvo Trucks North America		Valiant TMS	ET200S Wiring F-DI	Drawing name: =2V05&EFS-EL	= V1KF1	
			Ed.	MKLEPADLO						+ V1UC33	
			Appr		P6700 Firewall - Cell 2V05				Document type: EFS	Project nr: 22-16143	Page 4
Modification	Date	Name	Original		Replacement of	Replaced by	Scale 1:1				1019

0	1	2	3	4	5	6	7	8	9

-KF33.11

ET 200SP
DI 16x24 VDC ST

SIEMENS

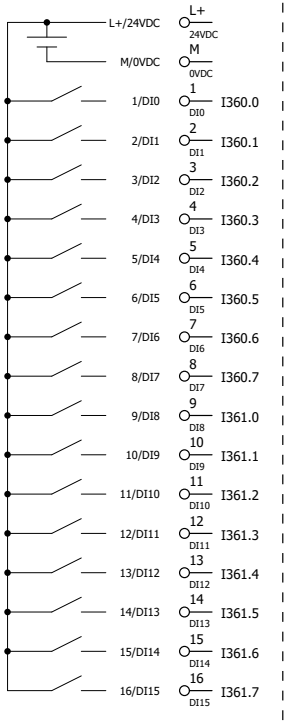

L+/24VDC	/2.1			
M/0VDC	/2.2			
1/DI0	I360.0		I360.0	Spare
2/DI1	I360.1		I360.1	Spare
3/DI2	I360.2	=V1SF0PG2/2.7	=V1SF0PG2+V1UC33-SF3_4	Start auto PB
4/DI3	I360.3		I360.3	Spare
5/DI4	I360.4	=V1SF0PG2/2.5	=V1SF0PG2+V1UC33-SF1_4	Set PB
6/DI5	I360.5	=V1SF0PG2/2.2	=V1SF0PG2+V1UC33-SF2_4	Reset PB
7/DI6	I360.6		I360.6	Spare
8/DI7	I360.7		I360.7	Spare
9/DI8	I361.0	=V1WC4/3.2	=V1WC4+V1UC33-FC1	Monitoring 24 VDC
10/DI9	I361.1	=V1WC4/3.4	=V1WC4+V1UC33-FC2	Monitoring 24 VDC
11/DI10	I361.2		I361.2	Spare
12/DI11	I361.3		I361.3	Spare
13/DI12	I361.4		I361.4	Spare
14/DI13	I361.5		I361.5	Spare
15/DI14	I361.6		I361.6	Spare
16/DI15	I361.7		I361.7	Spare

6ES7131-6BH01-0BA0

4 6

			Date	12/16/2022	Volvo Trucks North America	Valiant TMS	ET200S Cross-reference Input module	Drawing name: =2V05&EFS-EL	= V1KF1 + V1UC33
			Ed.	KMAFFRE	P6700 Firewall - Cell 2V05				
			Appr					Document type: EFS	Project nr: 22-16143
Modification	Date	Name	Original		Replacement of / Replaced by	Scale 1:1			Page 5 / 1019

-KF33.21

ET 200SP SIEMENS
DQ 16x24 VDC/0.5A ST

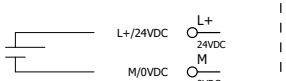

		/3.1		
		/3.2		
1/DQ0	Q360.0		Q360.0	Spare
2/DQ1	Q360.1	=V1SF0PG2/2.8	=V1SF0PG2+V1UC33-PF3_Q	Start auto LT
3/DQ2	Q360.2		Q360.2	Spare
4/DQ3	Q360.3		Q360.3	Spare
5/DQ4	Q360.4		Q360.4	Spare
6/DQ5	Q360.5		Q360.5	Spare
7/DQ6	Q360.6		Q360.6	Spare
8/DQ7	Q360.7		Q360.7	Spare
9/DQ8	Q361.0		Q361.0	Spare
10/DQ9	Q361.1		Q361.1	Spare
11/DQ10	Q361.2		Q361.2	Spare
12/DQ11	Q361.3		Q361.3	Spare
13/DQ12	Q361.4		Q361.4	Spare
14/DQ13	Q361.5		Q361.5	Spare
15/DQ14	Q361.6		Q361.6	Spare
16/DQ15	Q361.7		Q361.7	Spare

6ES7132-6BH01-0BA0

5 7

			Date	11/26/2022	Volvo Trucks North America		Valiant TMS	ET200S Cross-reference Output module	Drawing name: =2V05&EFS-EL	= V1KF1
			Ed.	MKLEPADLO						+ V1UC33
			Appr		P6700 Firewall - Cell 2V05				Document type: EFS	Project nr: 22-16143
Modification	Date	Name	Original		Replacement of	Replaced by	Scale 1:1			Page 6 / 1019

-KF33.31
/4.0

ET 200SP SIEMENS
F-DI 8x24VDC HF

	L+ 24VDC	/4.1			
	M 0VDC	/4.2			
I5360.0	1 DI0	=FQ0V1SF2S01/1.3	=FQ0V1SF1S01+UC33-SF1.1	Emergency stop Ch1	
	9 VS0	=FQ0V1SF2S01/1.3			
I5360.1	2 DI1		I5360.1	Spare	
	10 VS1				
I5360.2	3 DI2		I5360.2	Spare	
	11 VS2				
I5360.3	4 DI3		I5360.3	Spare	
	12 VS3				
I5360.4	5 DI4	=FQ0V1SF2S01/1.4	=FQ0V1SF1S01+UC33-SF1.11	Emergency stop Ch2	
	13 VS4	=FQ0V1SF2S01/1.4			
I5360.5	6 DI5		I5360.5	Spare	
	14 VS5				
I5360.6	7 DI6		I5360.6	Spare	
	15 VS6				
I5360.7	8 DI7		I5360.7	Spare	
	16 VS7				

6ES7136-6BA01-0CA0

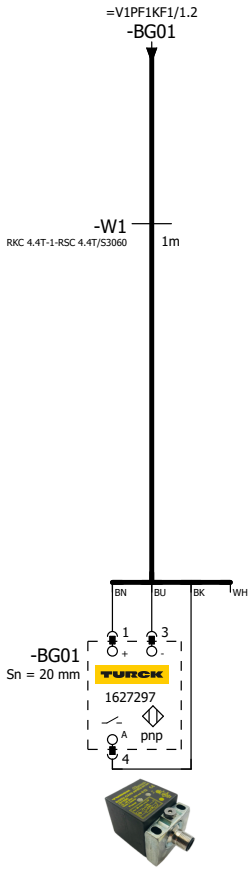

=V1PF1 -BG01 Firewall LHD/RHD Assembly

=V1KF1+.UC33/7

=V1PF1KF1/1

			Date	12/2/2022	Volvo Trucks North America		Valiant TMS	SENSORS	Drawing name: =2V05&EFS-EL	= V1PF1BG0
			Ed.	MKLEPADLO						+ V1PF1
			Appr		P6700 Firewall - Cell 2V05				Document type: EFS	Project nr: 22-16143
Modification	Date	Name	Original		Replacement of	Replaced by	Scale 1:1			Page 1 / 1019

=V1UN1KF1+.UN1/10.3 / W1

=V1UN1KF1+.UN1/10.4 / +.UC14-KF100.14-P9

-W1
RSM RKM 56-6M/S3059
6m

-KF100.14-P9
PROFINET Cable
6XV1840-3AH10
6 m

-KF1

X20 M12, 7/8" 1 2 PE 4 5
0V_VAL / OUT
0V_EL / SEN
FE
24V_EL / SEN
24V_VAL / OUT

-TP1 M12
-TP2 M12

ON
OFF
1 2 1 2

FESTO
Bus node + Interlinking block
548755 + 550208

-KF1.11

FESTO
CPX-M-AB-8-M12X2-5POL
549335

I2300.0	DI 0 X1:4	V1PF1UQ1.1-BGR	Clamp (RESET)
I2300.1	DI 1 X1:2	V1PF1UQ1.1-BGR	Clamp (SET)
I2300.2	DI 2 X2:4	V1PF1-BG01	Part Present
I2300.3	DI 3 X2:2	I2300.3	Spare
I2300.4	DI 4 X3:4	I2300.3	Spare
I2300.5	DI 5 X3:2	I2300.3	Spare
I2300.6	DI 6 X4:4	I2300.6	Spare
I2300.7	DI 7 X4:2	I2300.7	Spare
I2301.0	DI 8 X5:4	I2301.0	Spare
I2301.1	DI 9 X5:2	I2301.1	Spare
I2301.2	DI 10 X6:4	I2301.2	Spare
I2301.3	DI 11 X6:2	I2301.3	Spare
I2301.4	DI 12 X7:4	I2301.4	Spare
I2301.5	DI 13 X7:2	I2301.5	Spare
I2301.6	DI 14 X8:4	I2301.6	Spare
I2301.7	DI 15 X8:2	I2301.4	Spare

X1 M12 24V DI 1 0V DI 0 FE
X2 M12 24V DI 3 0V DI 2 FE
X3 M12 24V DI 5 0V DI 4 FE
X4 M12 24V DI 7 0V DI 6 FE
X5 M12 24V DI 9 0V DI 8 FE
X6 M12 24V DI 11 0V DI 10 FE
X7 M12 24V DI 13 0V DI 12 FE
X8 M12 24V DI 15 0V DI 14 FE

BN WH BU BK
BN WH BU BK

+.PF1UQ1.1-W1
=V1PF1UQ1+.PF1UQ1/1.1

-BG01
=V1PF1BG0/1.1

=V1PF1BG0/1

2

			Date	12/2/2022	Volvo Trucks North America	Valiant TMS	CONNECTING MOD. FOR VTSA MANIFOLD	Drawing name: =2V05&EFS-EL	= V1PF1KF1	
			Ed.	MKLEPADLO					+ V1PF1	
			Appr		P6700 Firewall - Cell 2V05			Document type: EFS	Project nr: 22-16143	Page 1
Modification	Date	Name	Original		Replacement of	Replaced by	Scale 1:1			1019

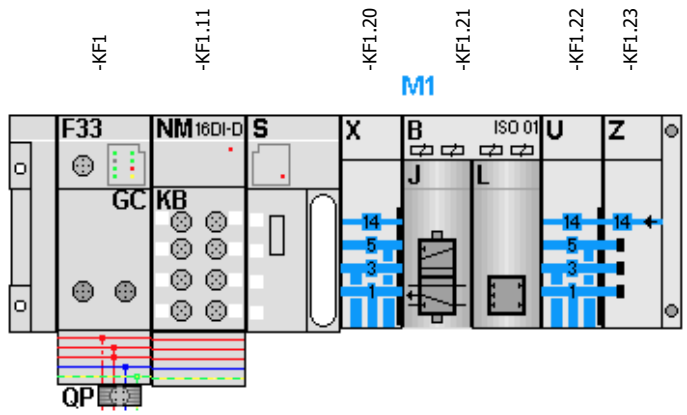

-KF1.21
=V1PF1UQ1+.PF1UQ1/1.3

FESTO

=V1PF1UQ1+.PF1UQ1/1.4	Q2300.0 DO 0 1.1	-QN1.1_Q	Clamp (RST)
=V1PF1UQ1+.PF1UQ1/1.4	Q2300.1 DO 1 1.2	-QN1.2_Q	Clamps (SET)
	Q2300.2 DO 2 2.1	-QN2.1_Q	Spare
	Q2300.3 DO 3 2.2	-QN2.2_Q	Spare

1

=V1PF1UQ1+.PF1UQ1/1

			Date	12/2/2022	Volvo Trucks North America	Valiant TMS	CONNECTING MOD. FOR FESTO DQ	Drawing name: =2V05&EFS-EL	= V1PF1KF1 + V1PF1
			Ed.	MKLEPADLO	P6700 Firewall - Cell 2V05				
			Appr					Document type: EFS	Project nr: 22-16143
Modification	Date	Name	Original		Replacement of / Replaced by	Scale 1:1			Page 2 / 1019

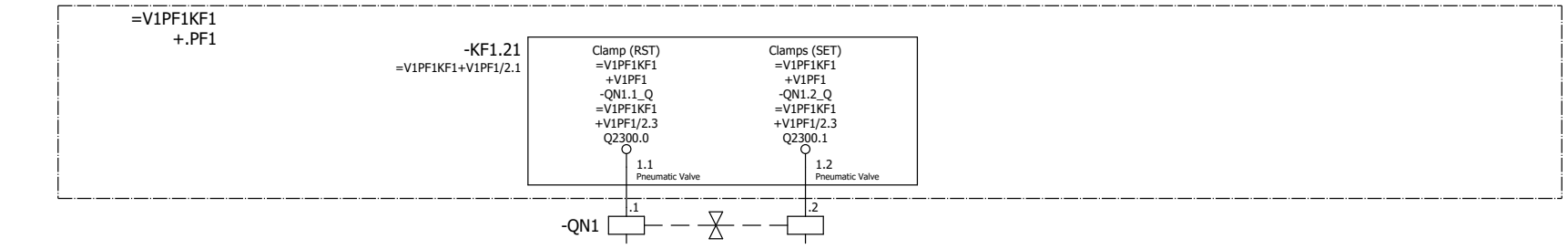

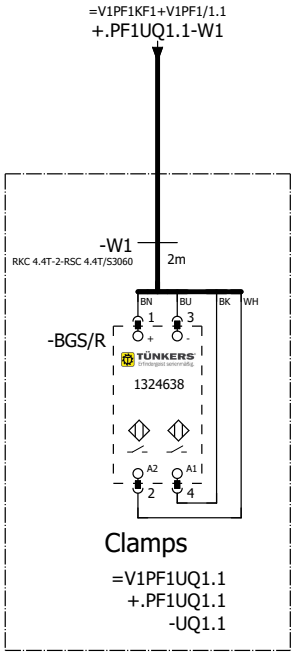

=V1PF1
-UQ1.1-BGS/R
Clamps

=V1PF1KF1+V1PF1/2

=V1PF1WC3+.PF1UC01/1

			Date	12/2/2022	Volvo Trucks North America	Valiant TMS	FESTO DQ CONNECTION QN1	Drawing name: =2V05&EFS-EL	= V1PF1UQ1	
			Ed.	MKLEPADLO					+ V1PF1UQ1	
			Appr		P6700 Firewall - Cell 2V05			Document type: EFS	Project nr: 22-16143	Page 1
Modification	Date	Name	Original		Replacement of	Replaced by	Scale 1:1			1019

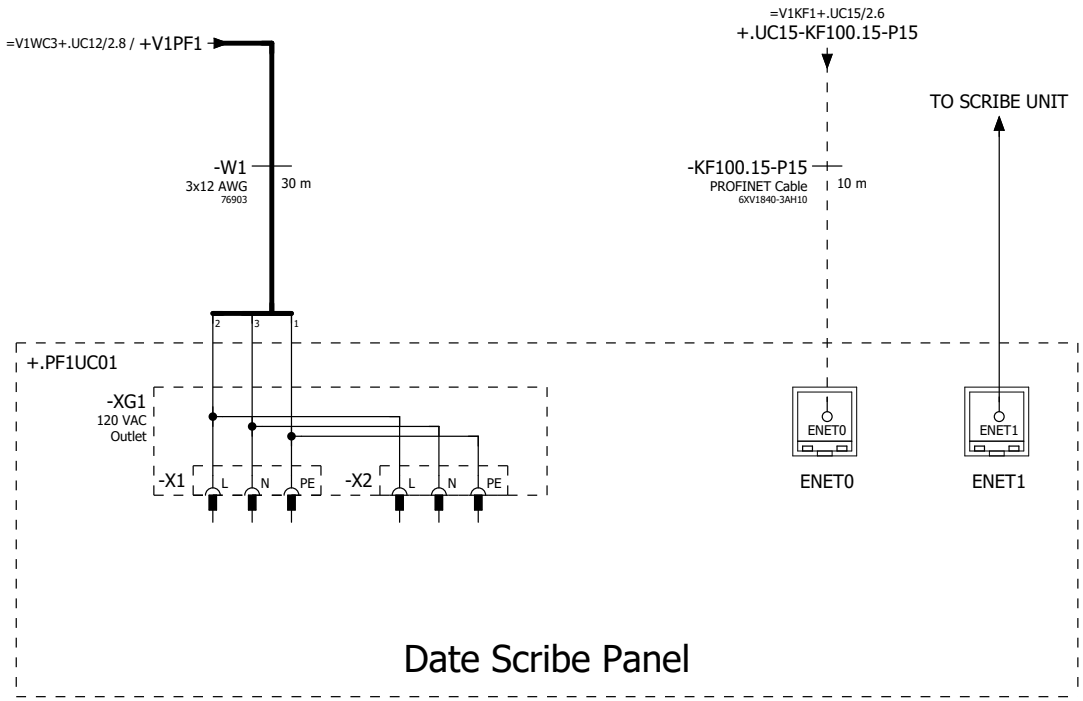

=V1PF1UQ1+.PF1UQ1/1

=V1PZ1PF1+.UC61/1

			Date	11/26/2022	Volvo Trucks North America	Valiant TMS	Incoming power & profinet	Drawing name: =2V05&EFS-EL	= V1PF1WC3	
			Ed.	MKLEPADLO					+ V1PF1UC01	
			Appr		P6700 Firewall - Cell 2V05			Document type: EFS	Project nr: 22-16143	Page 1
Modification	Date	Name	Original		Replacement of	Replaced by	Scale 1:1			1019

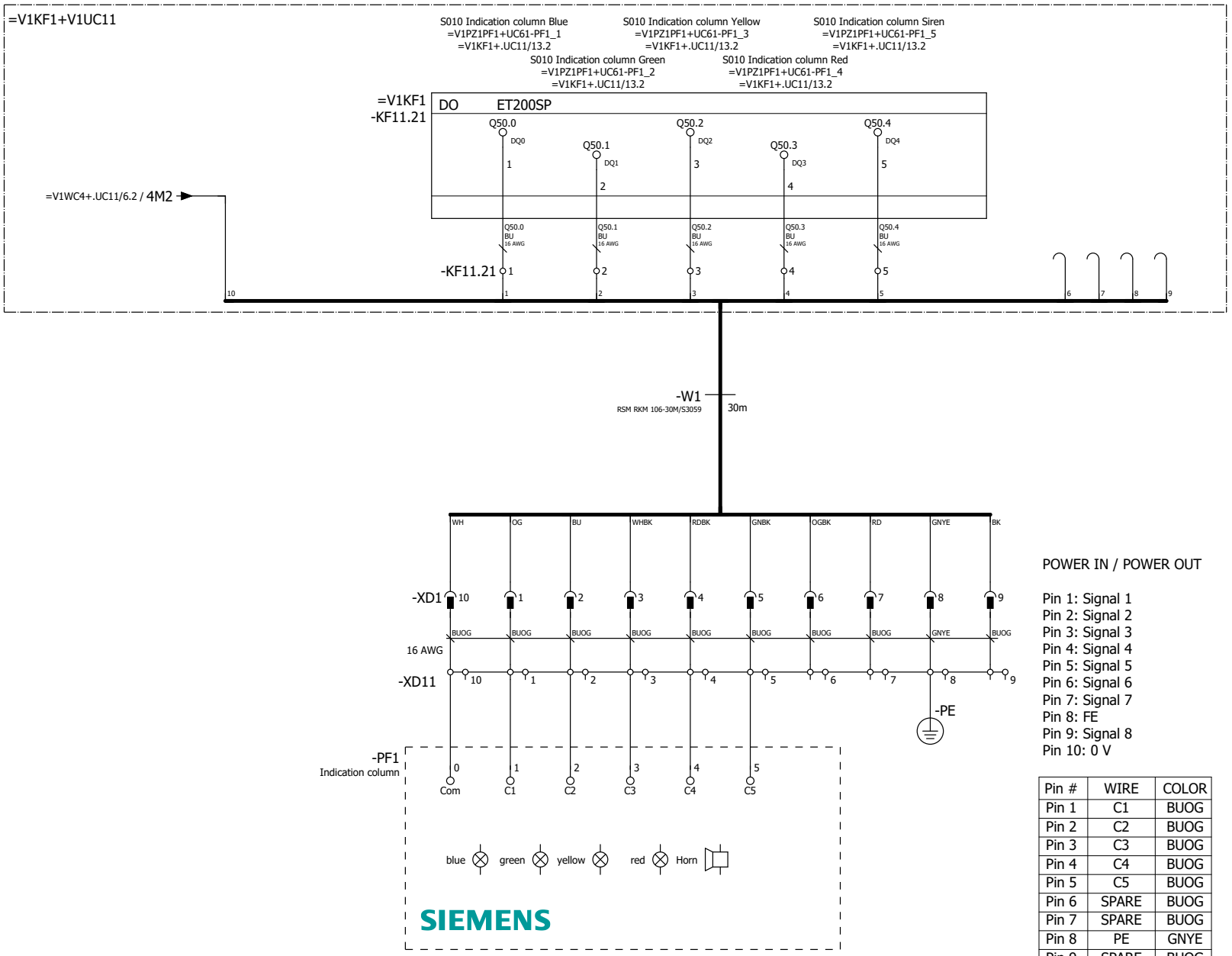

POWER IN / POWER OUT

Pin 1: Signal 1
Pin 2: Signal 2
Pin 3: Signal 3
Pin 4: Signal 4
Pin 5: Signal 5
Pin 6: Signal 6
Pin 7: Signal 7
Pin 8: FE
Pin 9: Signal 8
Pin 10: 0 V

Pin #	WIRE	COLOR
Pin 1	C1	BUOG
Pin 2	C2	BUOG
Pin 3	C3	BUOG
Pin 4	C4	BUOG
Pin 5	C5	BUOG
Pin 6	SPARE	BUOG
Pin 7	SPARE	BUOG
Pin 8	PE	GNYE
Pin 9	SPARE	BUOG
Pin 10	COM	BUOG

=V1PF1WC3+.PF1UC01/1

=V1PZ1PF2+.UC62/1

			Date	12/2/2022	Volvo Trucks North America		Valiant TMS	S010 Indication column	Drawing name: =2V05&EFS-EL	= V1PZ1PF1
			Ed.	MKLEPADLO						+ V1UC61
			Appr		P6700 Firewall - Cell 2V05				Document type: EFS	Project nr: 22-16143
Modification	Date	Name	Original		Replacement of	Replaced by	Scale 1:1			Page 1 / 1019

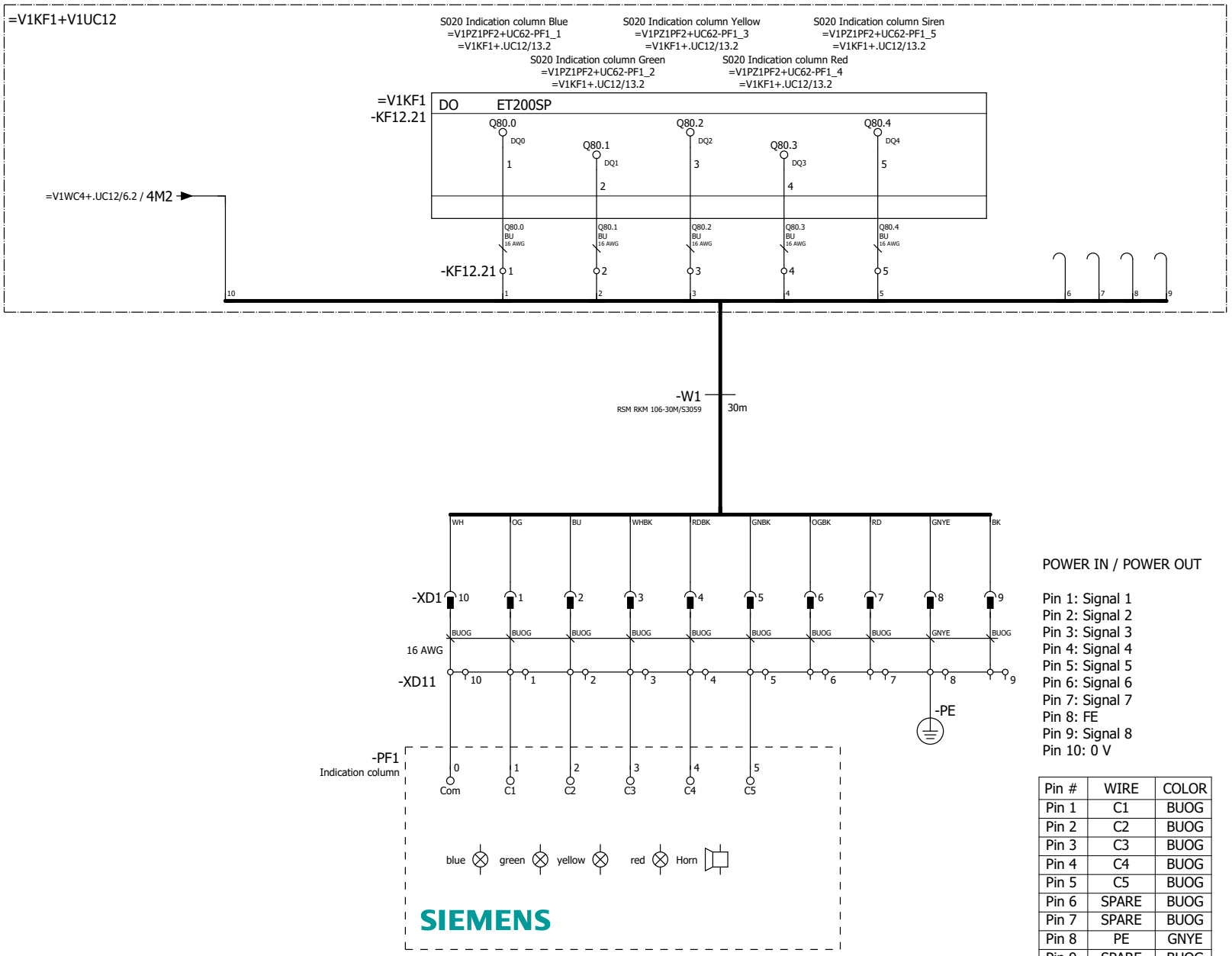

POWER IN / POWER OUT

Pin 1: Signal 1
Pin 2: Signal 2
Pin 3: Signal 3
Pin 4: Signal 4
Pin 5: Signal 5
Pin 6: Signal 6
Pin 7: Signal 7
Pin 8: FE
Pin 9: Signal 8
Pin 10: 0 V

Pin #	WIRE	COLOR
Pin 1	C1	BUOG
Pin 2	C2	BUOG
Pin 3	C3	BUOG
Pin 4	C4	BUOG
Pin 5	C5	BUOG
Pin 6	SPARE	BUOG
Pin 7	SPARE	BUOG
Pin 8	PE	GNYE
Pin 9	SPARE	BUOG
Pin 10	COM	BUOG

=V1PZ1PF1+.UC61/1

=V1SF0PG1+.UC32/1

			Date	12/2/2022	Volvo Trucks North America	Valiant TMS	S020 Indication column	Drawing name: =2V05&EFS-EL	= V1PZ1PF2 + V1UC62
			Ed.	MKLEPADLO					
			Appr		P6700 Firewall - Cell 2V05	Scale 1:1		Document type: EFS	Project nr: 22-16143
Modification	Date	Name	Original		Replacement of / Replaced by				Page 1 / 1019

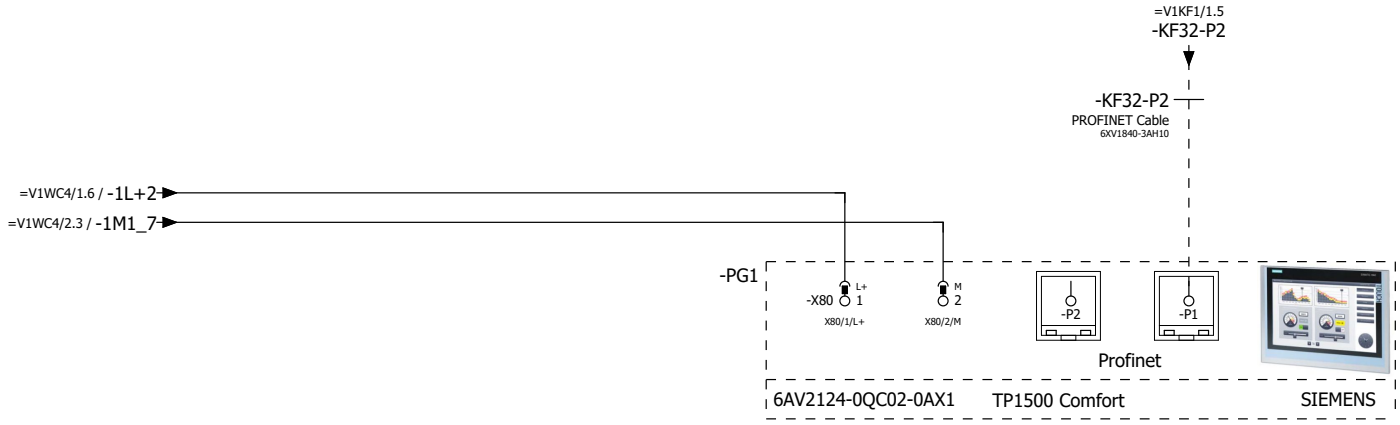

=V1PZ1PF2+.UC62/1

2

			Date	12/2/2022	Volvo Trucks North America		Valiant TMS	TP1500: SOP Display	Drawing name: =2V05&EFS-EL	= V1SF0PG1
			Ed.	MKLEPADLO						+ V1UC32
			Appr		P6700 Firewall - Cell 2V05				Document type: EFS	Project nr: 22-16143
Modification	Date	Name	Original		Replacement of	Replaced by	Scale 1:1			Page 1 / 1019

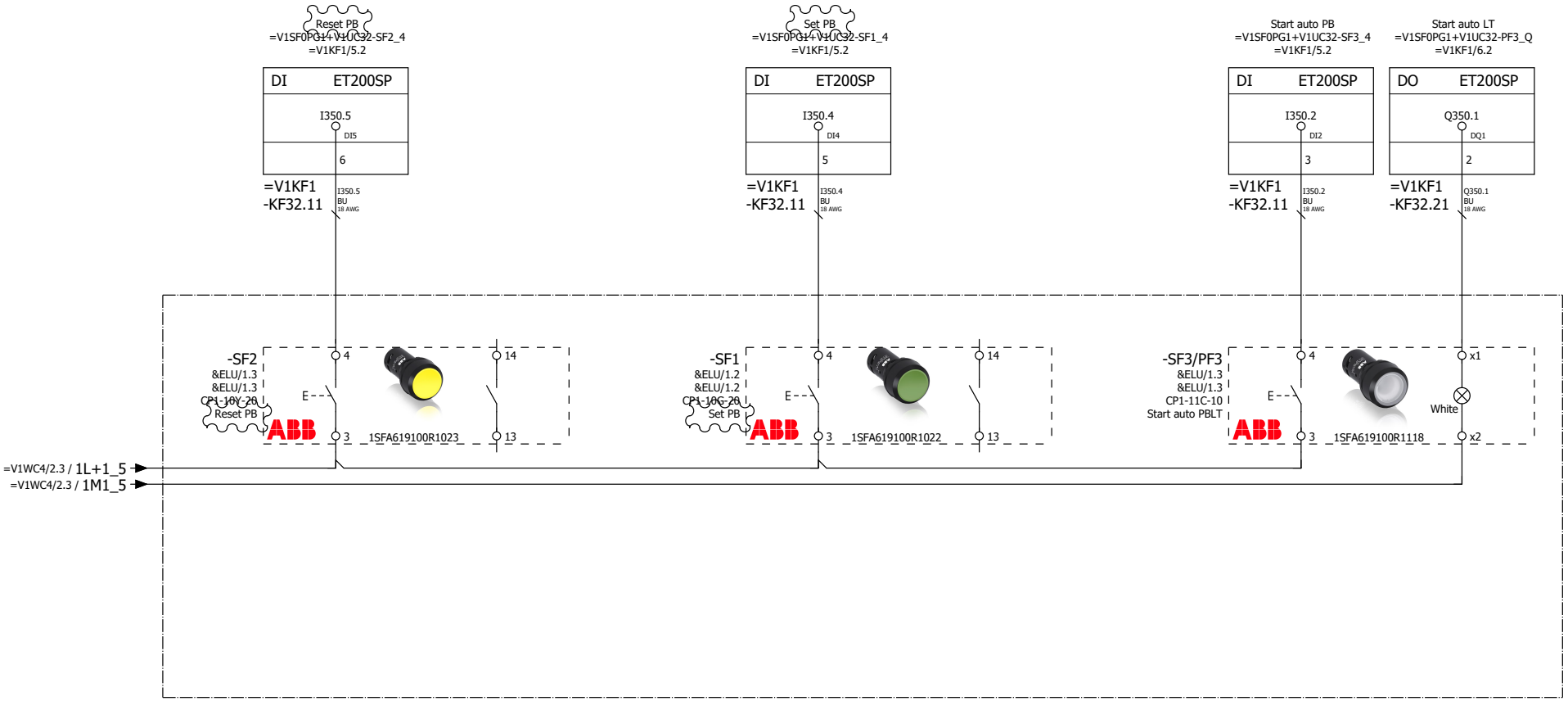

1

=V1SF0PG2+.UC33/1

			Date	12/16/2022	Volvo Trucks North America		Valiant TMS	Operating box SOP	Drawing name: =2V05&EFS-EL	= V1SF0PG1
			Ed.	KMAFFRE						+ V1UC32
			Appr		P6700 Firewall - Cell 2V05				Document type: EFS	Project nr: 22-16143
Modification	Date	Name	Original		Replacement of	Replaced by	Scale 1:1			Page 2 / 1019

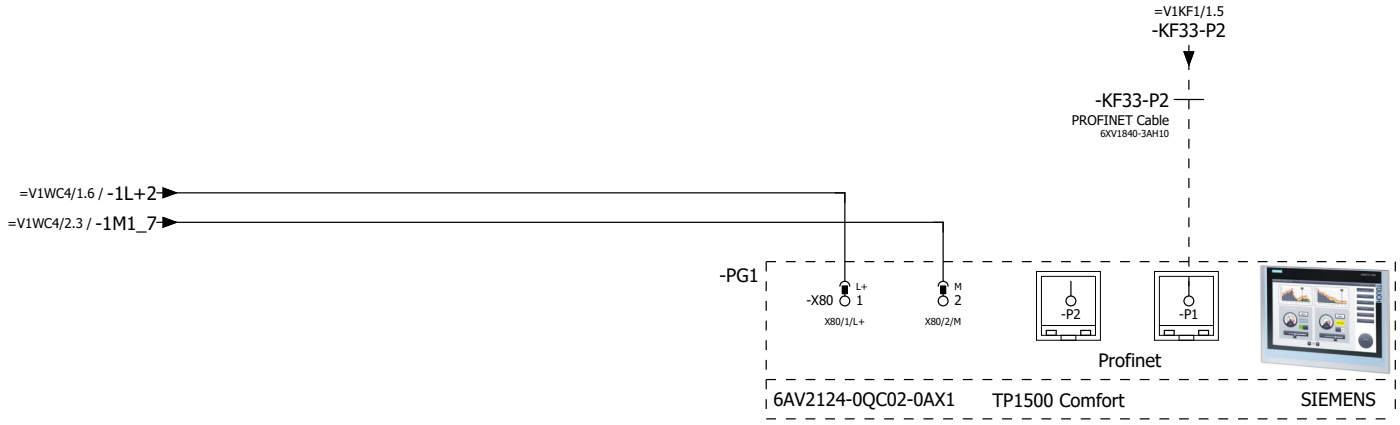

=V1SF0PG1+.UC32/2

2

			Date	12/2/2022	Volvo Trucks North America		Valiant TMS	TP1500: SOP Display	Drawing name: =2V05&EFS-EL	= V1SF0PG2
			Ed.	MKLEPADLO						+ V1UC33
			Appr		P6700 Firewall - Cell 2V05				Document type: EFS	Project nr: 22-16143
Modification	Date	Name	Original		Replacement of	Replaced by	Scale 1:1			Page 1 / 1019

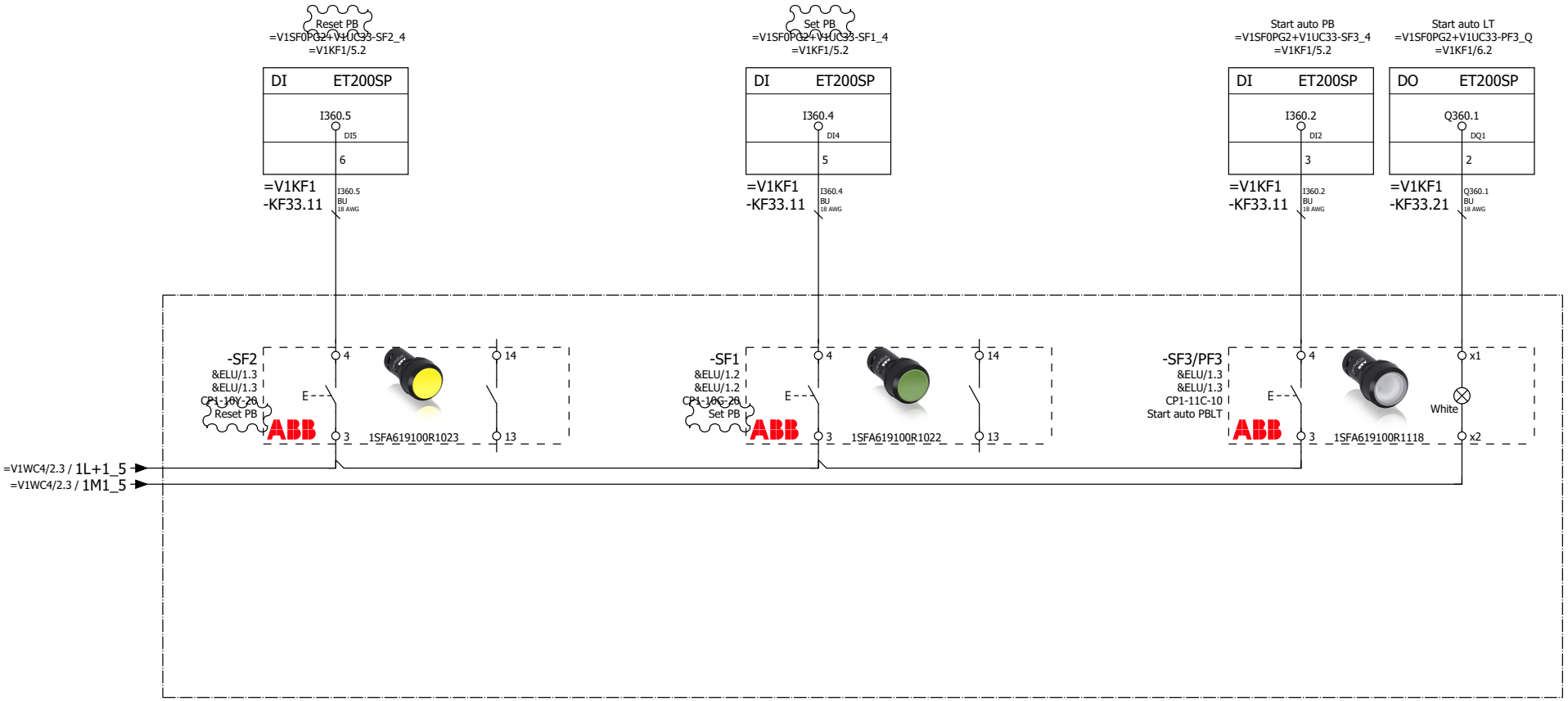

1

=V1SF0PG3+.UC51/1

			Date	12/16/2022	Volvo Trucks North America		Valiant TMS	Operating box SOP	Drawing name: =2V05&EFS-EL	= V1SF0PG2
			Ed.	KMAFFRE						+ V1UC33
			Appr		P6700 Firewall - Cell 2V05				Document type: EFS	Project nr: 22-16143
Modification	Date	Name	Original		Replacement of	Replaced by	Scale 1:1			Page 2 / 1019

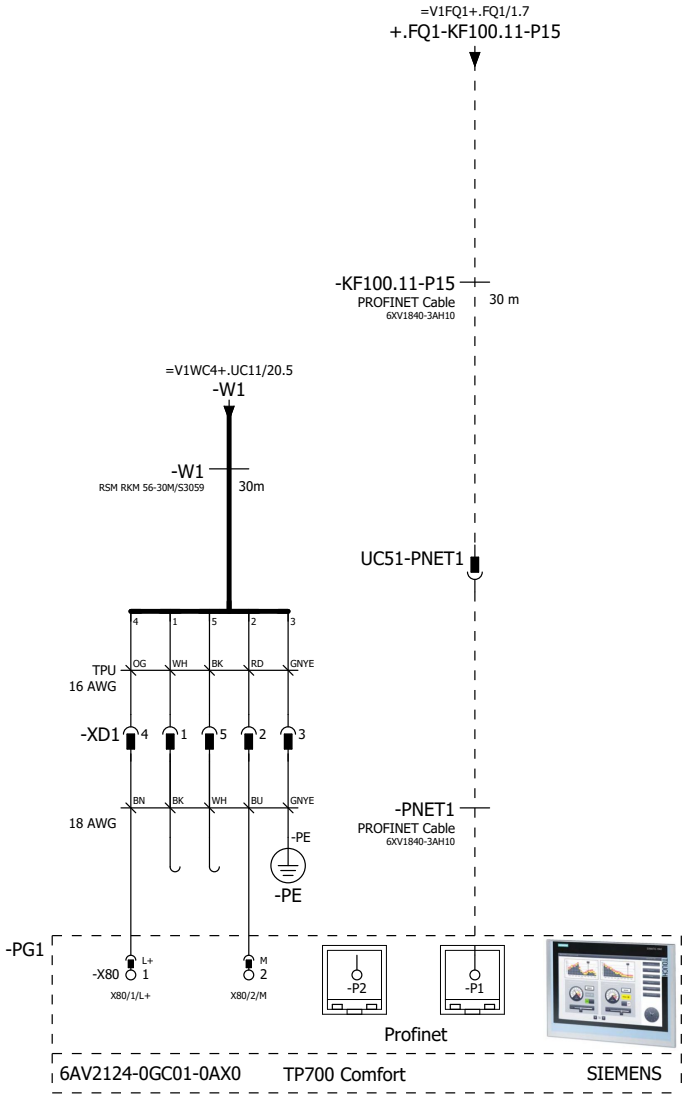

Pin #	WIRE	COLOR
Pin 1	N/C	BK
Pin 2	M	BU
Pin 3	PE	GNYE
Pin 4	L+	BN
Pin 5	N/C	WH

POWER IN / POWER OUT

Pin 1: 0 V UA
Pin 2: 0 V US
Pin 3: FE
Pin 4: +24 V US / 9 A
Pin 5: +24 V UA / 9 A

=V1SF0PG2+.UC33/2

=V1SF0PG4+.UC52/1

			Date	11/26/2022	Volvo Trucks North America		Valiant TMS	TP700: S010 Display	Drawing name: =2V05&EFS-EL	= V1SF0PG3
			Ed.	MKLEPADLO						+ V1UC51
			Appr		P6700 Firewall - Cell 2V05				Document type: EFS	Project nr: 22-16143
Modification	Date	Name	Original		Replacement of	Replaced by	Scale 1:1			Page 1 / 1019

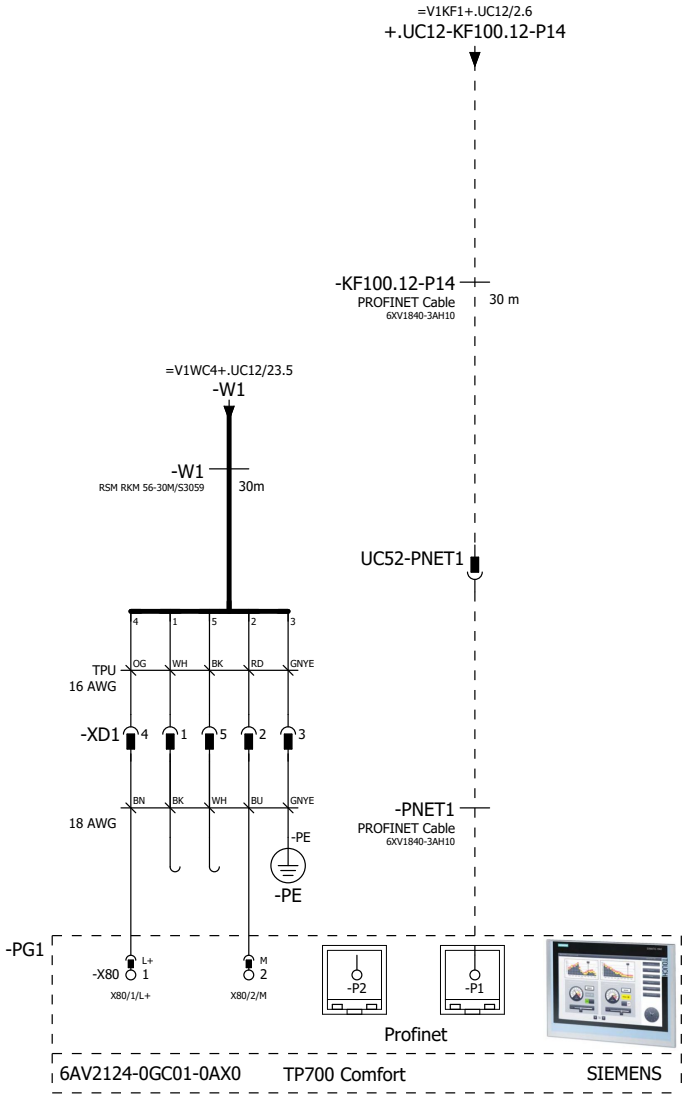

Pin #	WIRE	COLOR
Pin 1	N/C	BK
Pin 2	M	BU
Pin 3	PE	GNYE
Pin 4	L+	BN
Pin 5	N/C	WH

POWER IN / POWER OUT

Pin 1: 0 V UA
Pin 2: 0 V US
Pin 3: FE
Pin 4: +24 V US / 9 A
Pin 5: +24 V UA / 9 A

=V1SF0PG3+.UC51/1

=V1SF0SF1+.UC71/1

			Date	12/2/2022	Volvo Trucks North America		Valiant TMS	TP700: S020 Display	Drawing name: =2V05&EFS-EL	= V1SF0PG4
			Ed.	MKLEPADLO						+ V1UC52
			Appr		P6700 Firewall - Cell 2V05				Document type: EFS	Project nr: 22-16143
Modification	Date	Name	Original		Replacement of	Replaced by	Scale 1:1			Page 1 / 1019

=V1KF1+V1UC11

S010 Operator Run Button
=V1SF0SF1+V1UC71-SF1.1
=V1KF1+.UC11/12.2

S010 Operator Emergency Stop Ch1
=V1SF0SF1+V1UC71-SF1.4
=V1KF1+.UC11/15.2

S010 Operator Emergency Stop Ch2
=V1SF0SF1+V1UC71-SF1.6
=V1KF1+.UC11/15.2

DI ET200SP
I56.4
DI4
5

=V1KF1
-KF11.32
F-DI 8 24VDC
PROFISAFE
ET200SP
I5056.0
DI0
VS0
I5056.4
DI4
VS4
1
9
5
13

=V1KF1
-KF11.14
I56.4 BUOG 16 AWG
I5056.0 BUOG 16 AWG
VS0 BUOG 16 AWG
I5056.4 BUOG 16 AWG
VS4 BUOG 16 AWG

=V1WC4+.UC11/5.4 / 3L+8
=V1WC4+.UC11/5.4 / 3M8

-KF11.14 5
I56.4 WH 16 AWG

-KF11.32 1 9 5 13
I5056.0 YE 16 AWG
VS0 GY 16 AWG
I5056.4 PK 16 AWG
VS4 RD 16 AWG

-XG1
WH BN GN YE GY PK BU RD

-W1
WKC 8T-30-S1587
30m

WH BN GN YE GY PK BU RD

-SF1
SSA-EBM Series E-stop Box
M12
1 2 3 4 5 6 7 8

-SF1 E

-SF2

BANNER
SSA-EBM-12EB1Q8OTBB

=V1SF0PG4+.UC52/1

=V1SF0SF2+.UC72/1

			Date	12/2/2022	Volvo Trucks North America	Valiant TMS	S010 Operating box RB	Drawing name: =2V05&EFS-EL	= V1SF0SF1
			Ed.	MKLEPADLO					+ V1UC71
			Appr		P6700 Firewall - Cell 2V05			Document type: EFS	Project nr: 22-16143
Modification	Date	Name	Original		Replacement of	Replaced by	Scale 1:1		Page 1 / 1019

=V1KF1+V1UC12

S020 Operator Run Button
=V1SF0SF2+V1UC72-SF1.1
=V1KF1+.UC12/12.2

S020 perator Emergency Stop Ch1
=V1SF0SF2+V1UC72-SF1.4
=V1KF1+.UC12/15.2

S020 Operator Emergency Stop Ch2
=V1SF0SF2+V1UC72-SF1.6
=V1KF1+.UC12/15.2

DI ET200SP
I86.4
DI4
5

=V1KF1
-KF12.14

=V1KF1
-KF12.32
F-DI 8 24VDC
PROFISAFE
ET200SP
I5086.0
DI0
VS0
I5086.4
DI4
VS4
1
9
5
13

I86.4 BUOG 16 AWG
I5086.0 BUOG 16 AWG
VS0 BUOG 16 AWG
I5086.4 BUOG 16 AWG
VS4 BUOG 16 AWG

=V1WC4+.UC12/5.4 / 3L+8
=V1WC4+.UC12/5.4 / 3M8

-KF12.14 5
I86.4 WH 16 AWG

-KF12.32 1 9 5 13
I5086.0 YE 16 AWG
VS0 GY 16 AWG
I5086.4 PK 16 AWG
VS4 RD 16 AWG

-XG1
WH BN GN YE GY PK BU RD

-W1
WKC 8T-25-S1587
25m

WH BN GN YE GY PK BU RD

-SF1
SSA-EBM Series E-stop Box
M12
1 2 3 4 5 6 7 8

-SF1 E

-SF2

BANNER
SSA-EBM-12EB1Q8OTBB

=V1SF0SF1+.UC71/1

=V1U90FQ1+.U90/1

			Date	12/2/2022	Volvo Trucks North America	Valiant TMS	S020 Operating box RB	Drawing name: =2V05&EFS-EL	= V1SF0SF2 + V1UC72
			Ed.	MKLEPADLO					
			Appr		P6700 Firewall - Cell 2V05	Scale 1:1		Document type: EFS	Project nr: 22-16143
Modification	Date	Name	Original		Replacement of / Replaced by				Page 1 / 1019

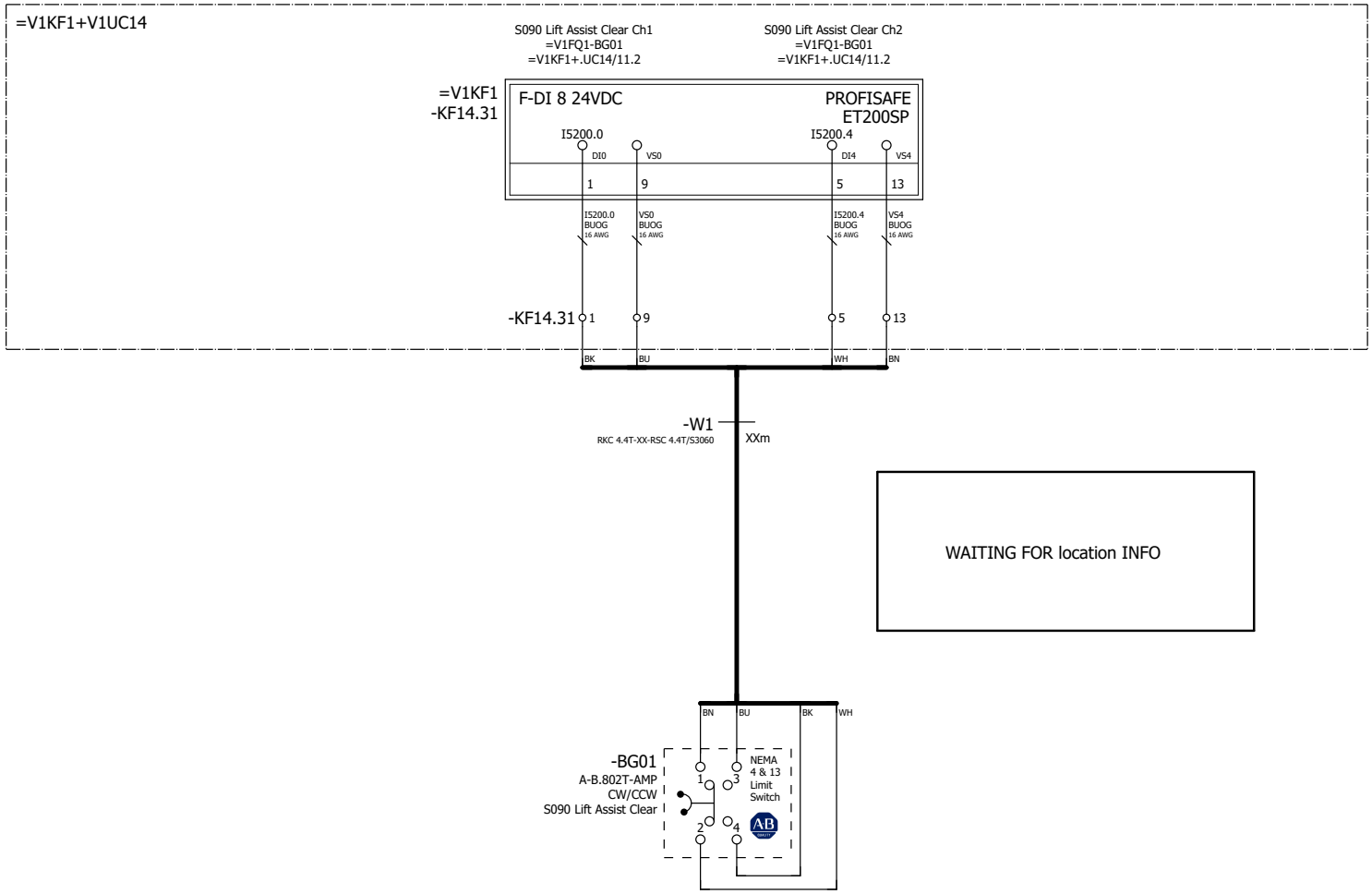

=V1SF0SF2+.UC72/1

=V1UN1BG0+.UN1/1

			Date	12/2/2022	Volvo Trucks North America	Valiant TMS	S090 Lift Assist Safety Switch	Drawing name: =2V05&EFS-EL	= V1U90FQ1	
			Ed.	MKLEPADLO					+ V1U90	
			Appr		P6700 Firewall - Cell 2V05	Scale 1:1		Document type: EFS	Project nr: 22-16143	Page 1
Modification	Date	Name	Original		Replacement of	Replaced by				1019

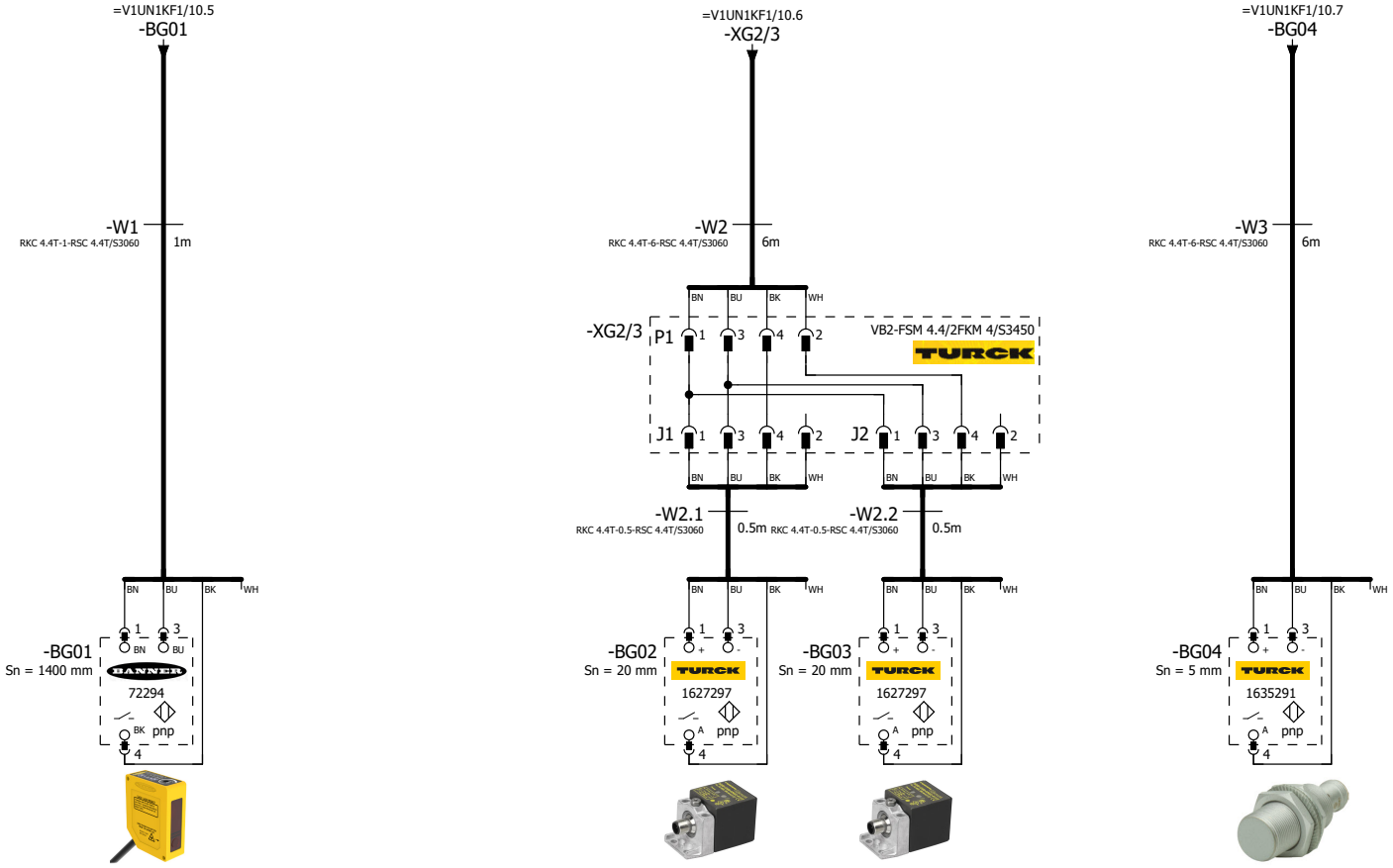

=V1UN1 -BG01 Firewall LHD/RHD Assembly	=V1UN1 -BG02 Pullout Cart In Home Position	=V1UN1 -BG03 Pullout Cart In Home Position	=V1UN1 -BG04 Pullout Cart Lock Pin In Position

=V1U90FQ1+.U90/1

=V1UN1KF1/10

			Date	12/6/2022	Volvo Trucks North America	Valiant TMS	Station Pullout Cart Sensors	Drawing name: =2V05&EFS-EL	= V1UN1BG0	
			Ed.	MKLEPADLO					+ V1UN1	
			Appr		P6700 Firewall - Cell 2V05			Document type: EFS	Project nr: 22-16143	Page 1
Modification	Date	Name	Original		Replacement of / Replaced by	Scale 1:1				1019

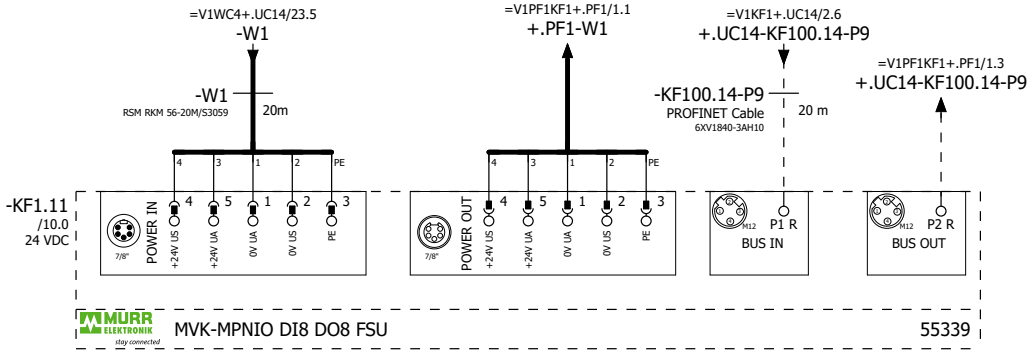

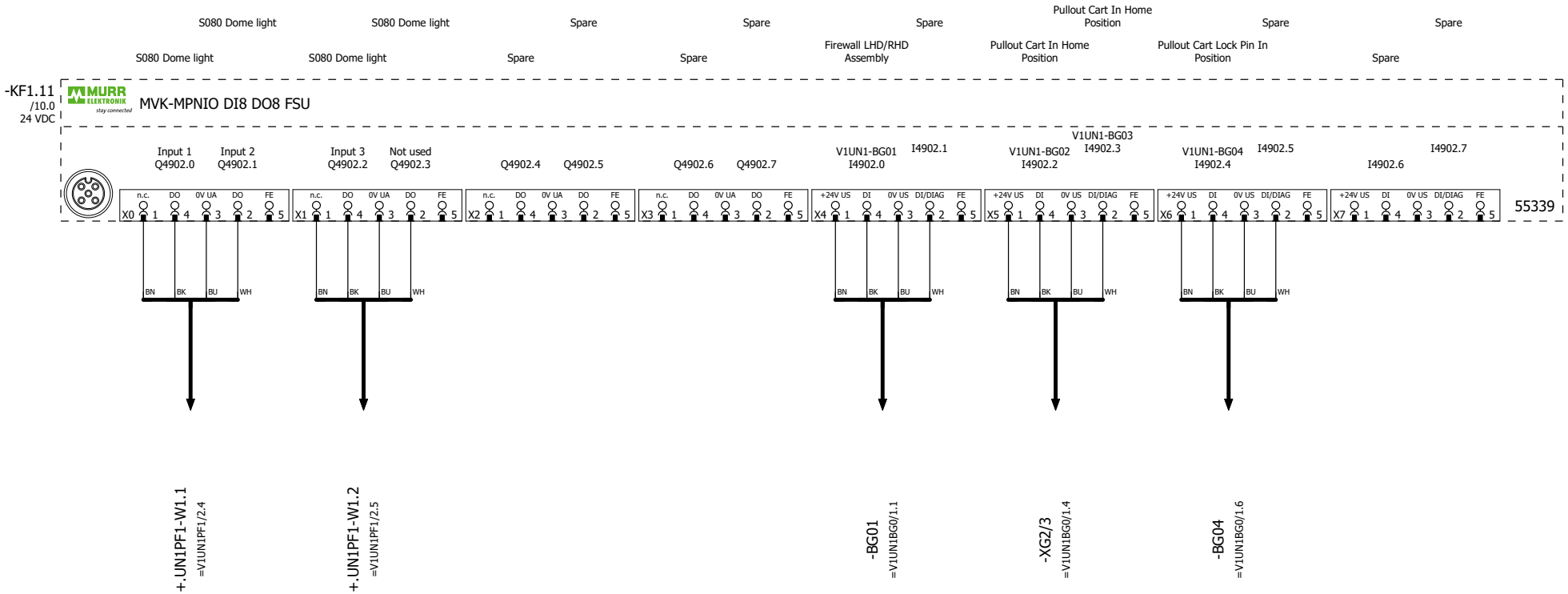

=V1UN1BG0/1

=V1UQ51BG0+.UQ51/1

			Date	12/14/2022	Volvo Trucks North America	Valiant TMS	MURR MODULE 8 IN/ 8 OUT	Drawing name: =2V05&EFS-EL	= V1UN1KF1	
			Ed.	MKLEPADLO					+ V1UN1	
			Appr		P6700 Firewall - Cell 2V05			Document type: EFS	Project nr: 22-16143	Page 10
Modification	Date	Name	Original		Replacement of	Replaced by	Scale 1:1			1019

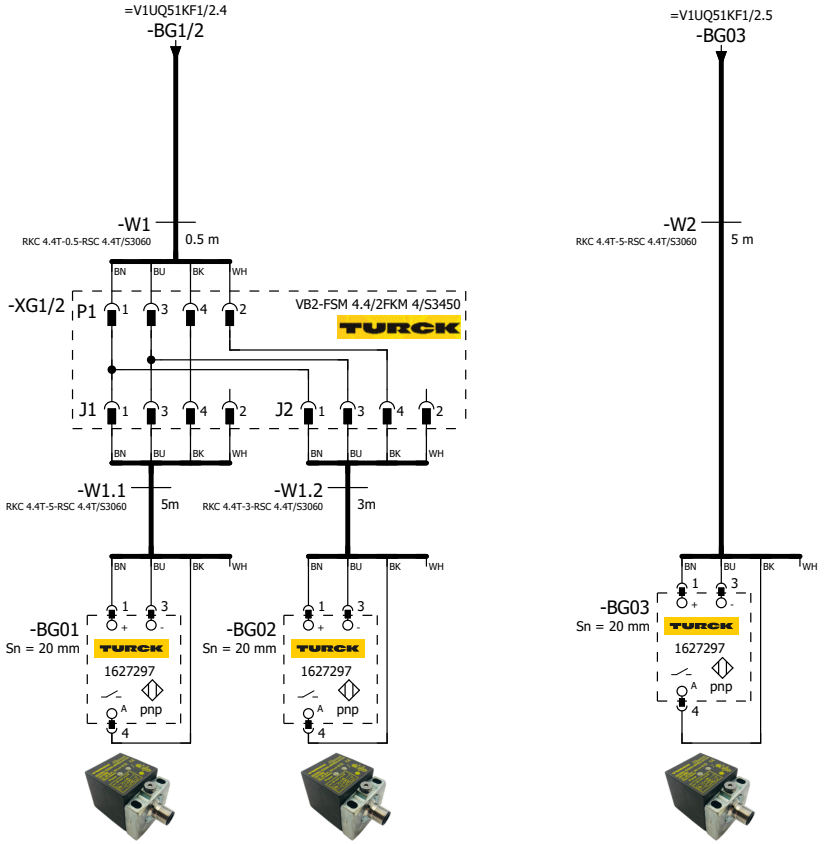

=V1UQ51 -BG01 Outer Assembly LHD/RHD	=V1UQ51 -BG02 Outer Assembly LHD/RHD	=V1UQ51 -BG03 Outer Assembly RHD

=V1UN1KF1+.UN1/10

=V1UQ51KF1/1

			Date	12/2/2022	Volvo Trucks North America		Valiant TMS	SENSORS	Drawing name: =2V05&EFS-EL	= V1UQ51BG0	
			Ed.	MKLEPADLO						+ V1UQ51	
			Appr		P6700 Firewall - Cell 2V05		Scale 1:1		Document type: EFS	Project nr: 22-16143	Page 1
Modification	Date	Name	Original		Replacement of	Replaced by					1019

=V1WC4+.UC11/25.5 / W1

=V1KF1+.UC14/2.6 / +.UC14-KF100.14-P11

-W1
RSM RKM 56-30M/S3059
30m

-KF100.14-P11
PROFINET Cable
6XV1840-3AH10
33 m

-KF1

X20 M12, 7/8" 1 2 PE 4 5
0V_VAL / OUT
0V_EL / SEN
FE
24V_EL / SEN
24V_VAL / OUT

-TP1 -TP2

ON
OFF
1 2 1 2

FESTO
Bus node + Interlinking block
548755 + 550208

-KF1.11

FESTO
CPX-M-AB-8-M12X2-5POL
549335

I2100.0	DI 0 X1:4	V1UQ51UQ1.1-BGR	Clamps 1 (RESET)
I2100.1	DI 1 X1:2	V1UQ51UQ1.1-BGS	Clamps 1 (SET)
I2100.2	DI 2 X2:4	V1UQ51UQ1.2-BGR	Clamps 1 (RESET)
I2100.3	DI 3 X2:2	V1UQ51UQ1.2-BGS	Clamps 1 (SET)
I2100.4	DI 4 X3:4	V1UQ51UQ1.3-BGR	Clamps 1 (RESET)
I2100.5	DI 5 X3:2	V1UQ51UQ1.3-BGS	Clamps 1 (SET)
I2100.6	DI 6 X4:4	V1UQ51UQ1.4-BGR	Clamps 1 (RESET)
I2100.7	DI 7 X4:2	V1UQ51UQ1.4-BGS	Clamps 1 (SET)
I2101.0	DI 8 X5:4	V1UQ51UQ1.5-BGR	Clamps 1 (RESET)
I2101.1	DI 9 X5:2	V1UQ51UQ1.5-BGS	Clamps 1 (SET)
I2101.2	DI 10 X6:4	V1UQ51UQ1.6-BGR	Clamps 1 (RESET)
I2101.3	DI 11 X6:2	V1UQ51UQ1.6-BGS	Clamps 1 (SET)
I2101.4	DI 12 X7:4	V1UQ51UQ2.1-BGR	Clamps 2 (RESET)
I2101.5	DI 13 X7:2	V1UQ51UQ2.1-BGS	Clamps 2 (SET)
I2101.6	DI 14 X8:4	V1UQ51UQ2.2-BGR	Clamps 2 (RESET)
I2101.7	DI 15 X8:2	V1UQ51UQ2.2-BGS	Clamps 2 (SET)

X1 24V DI 1 0V DI 0 FE
X2 24V DI 3 0V DI 2 FE
X3 24V DI 5 0V DI 4 FE
X4 24V DI 7 0V DI 6 FE
X5 24V DI 9 0V DI 8 FE
X6 24V DI 11 0V DI 10 FE
X7 24V DI 13 0V DI 12 FE
X8 24V DI 15 0V DI 14 FE

M12 1 2 3 4 5
BN WH BU BK

+.UQ51UQ1.1-W1 =V1UQ51UQ1+.UQ51UQ1/1.1
+.UQ51UQ1.2-W1 =V1UQ51UQ1+.UQ51UQ1/1.2
+.UQ51UQ1.3-W1 =V1UQ51UQ1+.UQ51UQ1/1.4
+.UQ51UQ1.4-W1 =V1UQ51UQ1+.UQ51UQ1/1.5
+.UQ51UQ1.5-W1 =V1UQ51UQ1+.UQ51UQ1/1.7
+.UQ51UQ1.6-W1 =V1UQ51UQ1+.UQ51UQ1/1.9
+.UQ51UQ2.1-W1 =V1UQ51UQ2+.UQ51UQ2/1.1
+.UQ51UQ2.2-W1 =V1UQ51UQ2+.UQ51UQ2/1.2

=V1UQ51BG0/1

2

			Date	12/2/2022	Volvo Trucks North America	Valiant TMS	CONNECTING MOD. FOR VTSA MANIFOLD	Drawing name: =2V05&EFS-EL	= V1UQ51KF1	
			Ed.	MKLEPADLO					+ V1UQ51	
			Appr		P6700 Firewall - Cell 2V05			Document type: EFS	Project nr: 22-16143	Page 1
Modification	Date	Name	Original		Replacement of	Replaced by	Scale 1:1			1019

I2102.0	DI 0 X1:4	V1UQ51UQ2.3-BGR	Clamps 2 (RESET)
I2102.1	DI 1 X1:2	V1UQ51UQ2.3-BGS	Clamps 2 (SET)
I2102.2	DI 2 X2:4	V1UQ51UQ3.1-BGR	Clamps 3 (RESET)
I2102.3	DI 3 X2:2	V1UQ51UQ3.1-BGS	Clamps 3 (SET)
I2102.4	DI 4 X3:4	V1UQ51UQ3.2-BGR	Clamps 3 (RESET)
I2102.5	DI 5 X3:2	V1UQ51UQ3.2-BGS	Clamps 3 (SET)
I2102.6	DI 6 X4:4	V1UQ51-BG01	Outer Assembly LHD/RHD
I2102.7	DI 7 X4:2	V1UQ51-BG02	Outer Assembly LHD/RHD
I2103.0	DI 8 X5:4	V1UQ51-BG03	Outer Assembly RHD
I2103.1	DI 9 X5:2	I2103.1	Spare
I2103.2	DI 10 X6:4	I2103.2	Spare
I2103.3	DI 11 X6:2	I2103.3	Spare
I2103.4	DI 12 X7:4	I2103.4	Spare
I2103.5	DI 13 X7:2	I2103.5	Spare
I2103.6	DI 14 X8:4	I2103.6	Spare
I2103.7	DI 15 X8:2	I2103.7	Spare

-KF1.12

FESTO

CPX-M-AB-8-M12X2-5POL

549335

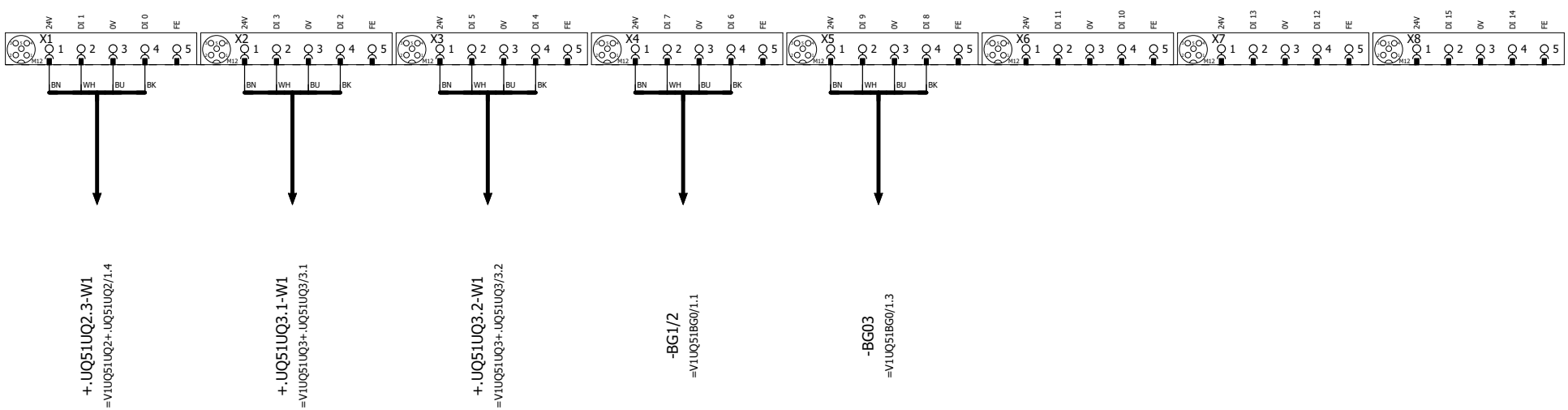

1 3

			Date	12/2/2022	Volvo Trucks North America	Valiant TMS	I/O MOD. DI16 (8 x M12) FOR VTSA-F	Drawing name: =2V05&EFS-EL	= V1UQ51KF1 + V1UQ51
			Ed.	MKLEPADLO	P6700 Firewall - Cell 2V05				
			Appr					Document type: EFS	Project nr: 22-16143
Modification	Date	Name	Original		Replacement of / Replaced by	Scale 1:1			Page 2 / 1019

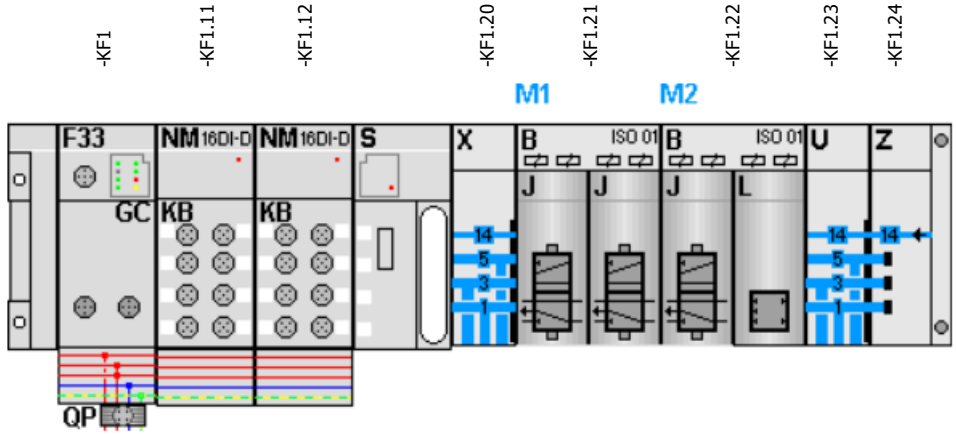

-KF1.21
=V1UQ51UQ1+.UQ51UQ1/1.3
=V1UQ51UQ2+.UQ51UQ2/1.3

FESTO

=V1UQ51UQ1+.UQ51UQ1/1.4	Q2100.0 DO 0 1.1	-QN1.1_Q	Clamps 1 (RST)
=V1UQ51UQ1+.UQ51UQ1/1.4	Q2100.1 DO 1 1.2	-QN1.2_Q	Clamps 1 (SET)
=V1UQ51UQ2+.UQ51UQ2/1.4	Q2100.2 DO 2 2.1	-QN2.1_Q	Clamps 2 (RST)
=V1UQ51UQ2+.UQ51UQ2/1.4	Q2100.3 DO 3 2.2	-QN2.2_Q	Clamps 2 (SET)

-KF1.22
=V1UQ51UQ3+.UQ51UQ3/3.3

FESTO

=V1UQ51UQ3+.UQ51UQ3/3.4	Q2100.4 DO 0 3.1	-QN3.1_Q	Clamps 3 (RST)
=V1UQ51UQ3+.UQ51UQ3/3.4	Q2100.5 DO 1 3.2	-QN3.2_Q	Clamps 2 (SET)
	Q2100.6 DO 2 2.1	-QN4.1_Q	Spare
	Q2100.7 DO 3 2.2	-QN4.2_Q	Spare

2

=V1UQ51UQ1+.UQ51UQ1/1

			Date	12/2/2022	Volvo Trucks North America	Valiant TMS	CONNECTING MOD. FOR FESTO DQ	Drawing name: =2V05&EFS-EL	= V1UQ51KF1
			Ed.	MKLEPADLO					+ V1UQ51
			Appr		P6700 Firewall - Cell 2V05	Scale 1:1		Document type: EFS	Project nr: 22-16143
Modification	Date	Name	Original		Replacement of	Replaced by			Page 3 / 1019

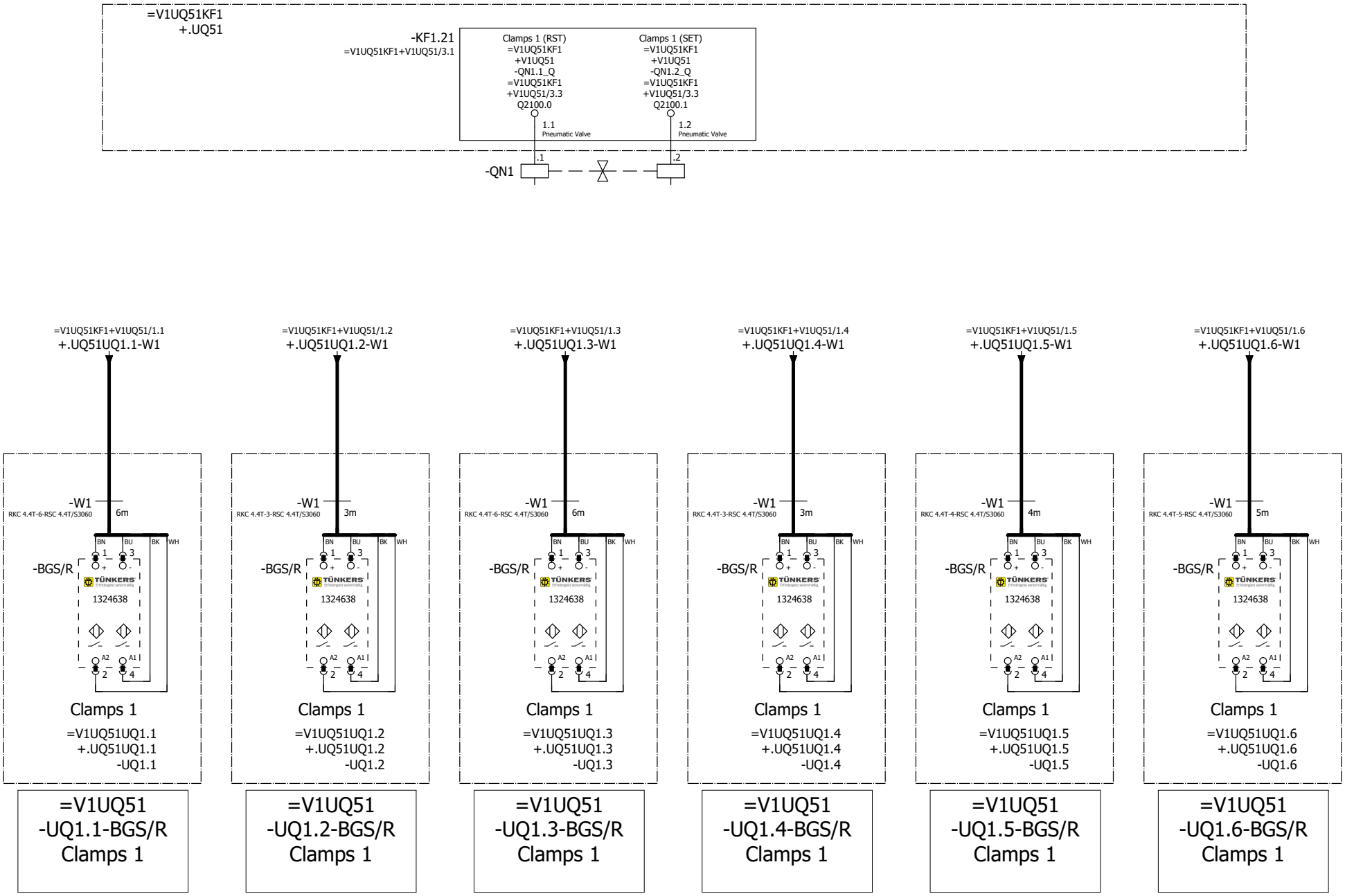

=V1UQ51KF1+V1UQ51/3

=V1UQ51UQ2+.UQ51UQ2/1

			Date	12/2/2022	Volvo Trucks North America		Valiant TMS	FESTO DQ CONNECTION QN1	Drawing name: =2V05&EFS-EL	= V1UQ51UQ1	
			Ed.	MKLEPADLO						+ V1UQ51UQ1	
			Appr		P6700 Firewall - Cell 2V05				Document type: EFS	Project nr: 22-16143	Page 1
Modification	Date	Name	Original		Replacement of	Replaced by	Scale 1:1				1019

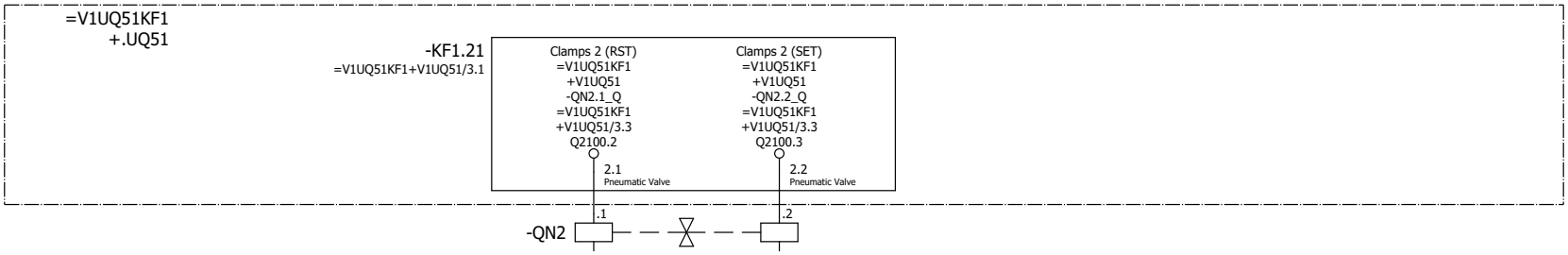

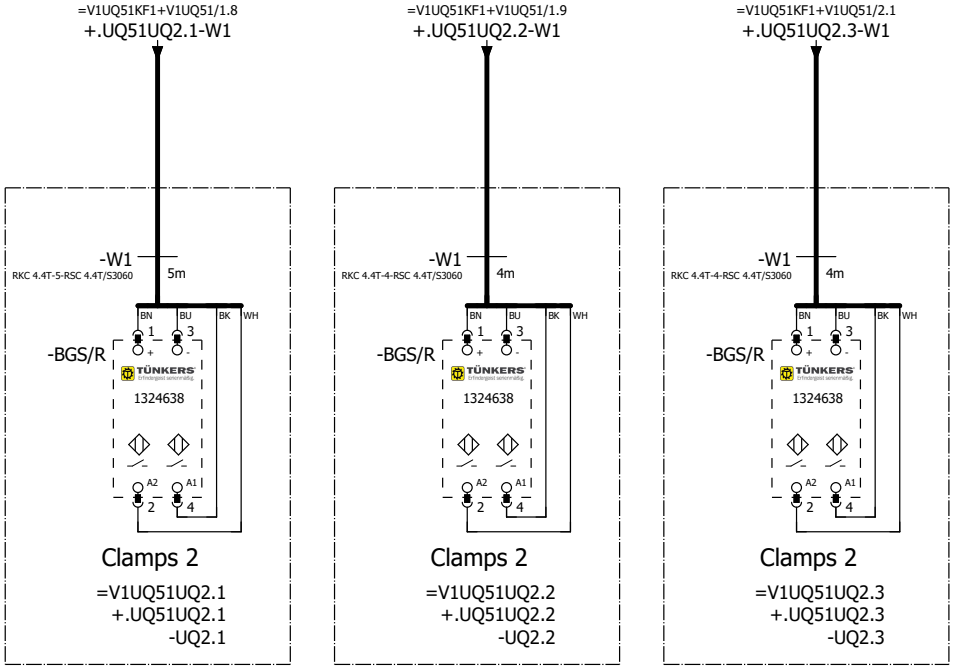

=V1UQ51
-UQ2.1-BGS/R
Clamps 2

=V1UQ51
-UQ2.2-BGS/R
Clamps 2

=V1UQ51
-UQ2.3-BGS/R
Clamps 2

=V1UQ51UQ1+.UQ51UQ1/1

=V1UQ51UQ3+.UQ51UQ3/3

			Date	12/2/2022	Volvo Trucks North America	Valiant TMS	FESTO DQ CONNECTION QN2	Drawing name: =2V05&EFS-EL	= V1UQ51UQ2	
			Ed.	MKLEPADLO					+ V1UQ51UQ2	
			Appr		P6700 Firewall - Cell 2V05			Document type: EFS	Project nr: 22-16143	Page 1
Modification	Date	Name	Original		Replacement of	Replaced by	Scale 1:1			1019

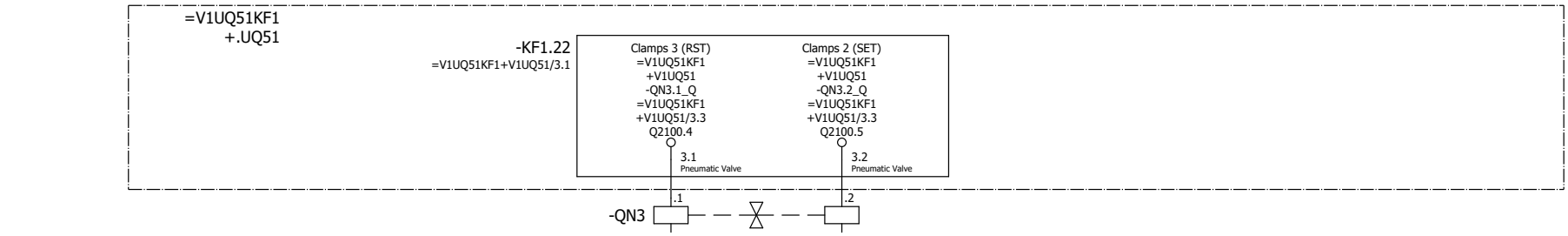

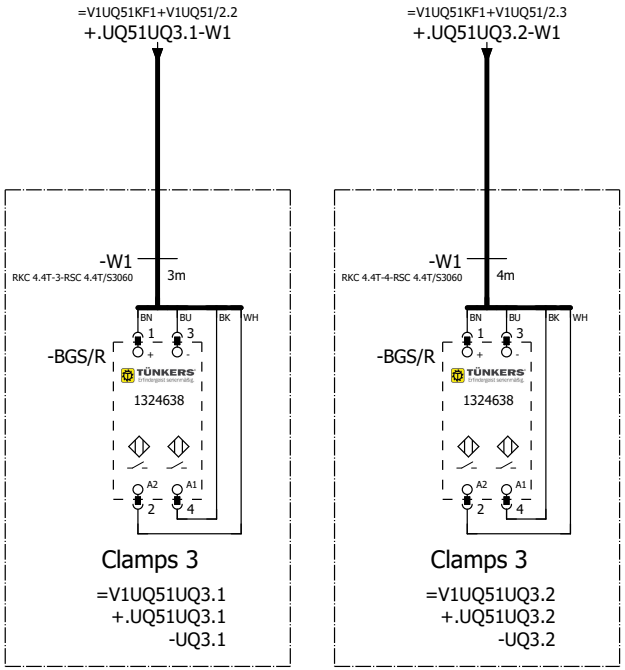

=V1UQ51
-UQ3.1-BGS/R
Clamps 3

=V1UQ51
-UQ3.2-BGS/R
Clamps 3

=V1UQ51UQ2+.UQ51UQ2/1

=V1UQ52BG0+.UQ52/1

			Date	12/2/2022	Volvo Trucks North America	Valiant TMS	FESTO DQ CONNECTION QN2	Drawing name: =2V05&EFS-EL	= V1UQ51UQ3	
			Ed.	MKLEPADLO					+ V1UQ51UQ3	
			Appr		P6700 Firewall - Cell 2V05	Scale 1:1		Document type: EFS	Project nr: 22-16143	Page 3
Modification	Date	Name	Original		Replacement of	Replaced by				1019

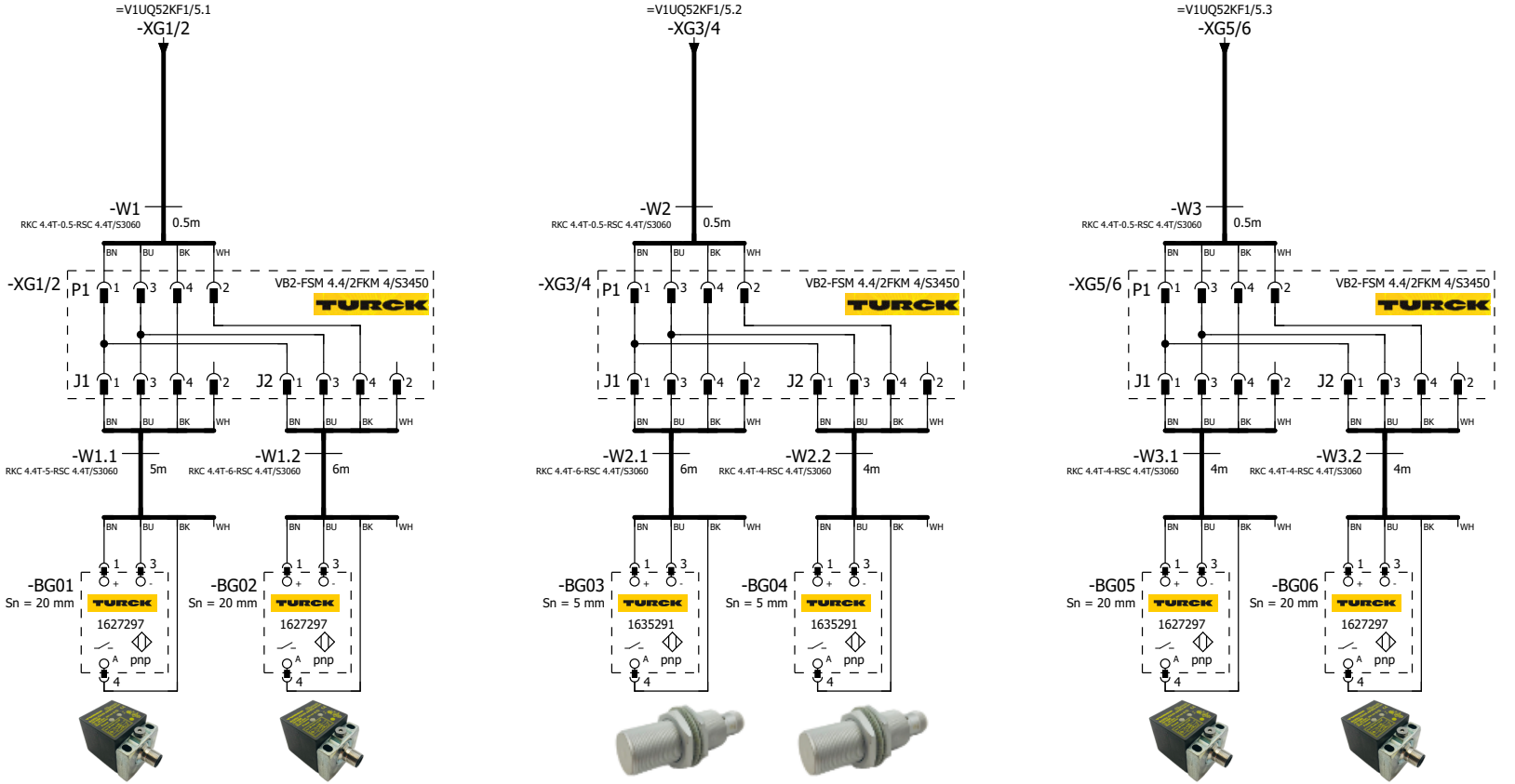

=V1UQ52 -BG01 Firewall Assy	=V1UQ52 -BG02 Firewall Assy	=V1UQ52 -BG03 Dash Upper Assembly	=V1UQ52 -BG04 Dash Upper Assembly	=V1UQ52 -BG05 A-Pillar Assy LH	=V1UQ52 -BG06 A-Pillar Assy LH

=V1UQ51UQ3+.UQ51UQ3/3

2

			Date	12/2/2022	Volvo Trucks North America	Valiant TMS	SENSORS	Drawing name: =2V05&EFS-EL	= V1UQ52BG0	
			Ed.	MKLEPADLO					+ V1UQ52	
			Appr		P6700 Firewall - Cell 2V05			Document type: EFS	Project nr: 22-16143	Page 1
Modification	Date	Name	Original		Replacement of / Replaced by	Scale 1:1				1019

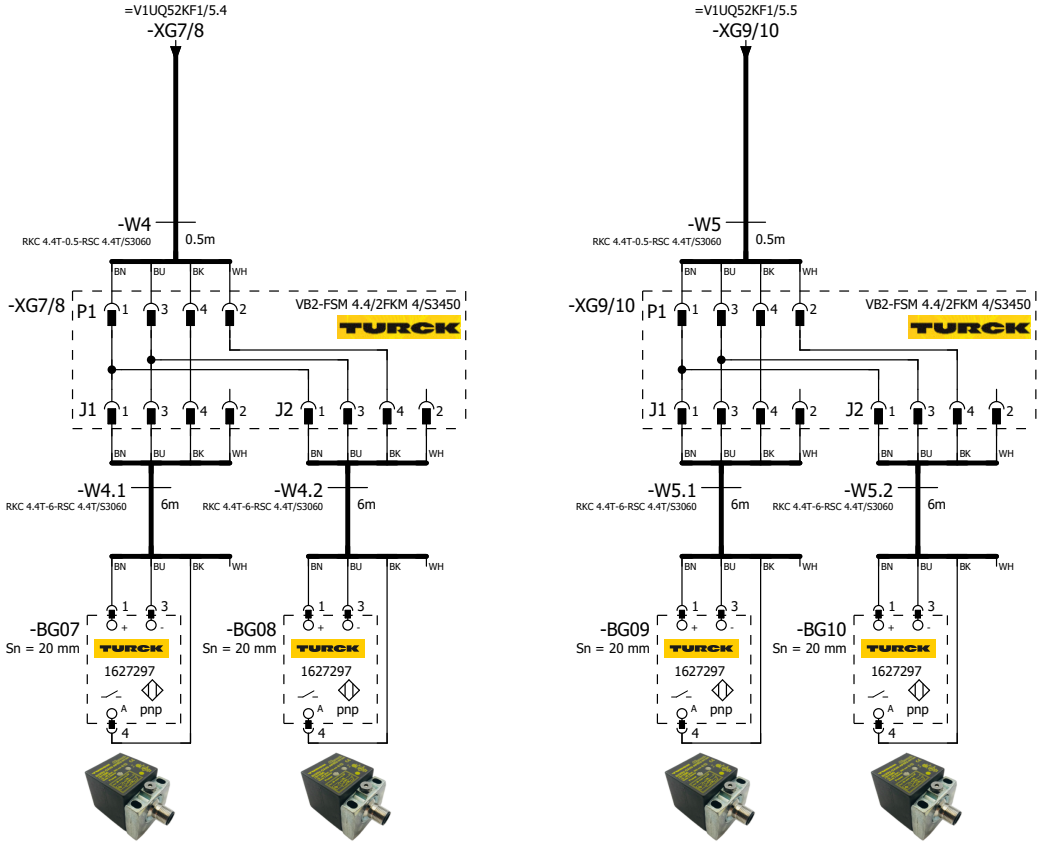

=V1UQ52 -BG07 A-Pillar Assy RH	=V1UQ52 -BG08 A-Pillar Assy RH	=V1UQ52 -BG09 Windshield Assembly	=V1UQ52 -BG10 Windshield Assembly

1

=V1UQ52KF1/1

			Date	12/2/2022	Volvo Trucks North America		Valiant TMS	SENSORS	Drawing name: =2V05&EFS-EL	= V1UQ52BG0	
			Ed.	MKLEPADLO						+ V1UQ52	
			Appr		P6700 Firewall - Cell 2V05				Document type: EFS	Project nr: 22-16143	Page 2
Modification	Date	Name	Original		Replacement of	Replaced by	Scale 1:1				1019

=V1UQ52WC4/1.5 / W1.1

-W1.1
RSM RKM 56-5M/S3059
5m

=V1KF1+.UC15/2.6 / +.UC15-KF100.15-P13

-KF100.12-P9
PROFINET Cable
6XV1840-3AH10
25 m

KF1-P2 / =V1UQ52KF2/1.3

-KF1

X20 M12, 7/8" 1 2 PE 4 5
0V_VAL / OUT
0V_EL / SEN
FE
24V_EL / SEN
24V_VAL / OUT

-TP1 M12
-TP2 M12

ON
OFF
1 2 1 2

FESTO
Bus node + Interlinking block
548755 + 550208

-KF1.11

FESTO
CPX-M-AB-8-M12X2-5POL
549335

I2125.0	DI 0 X1:4	V1UQ52UQ1.1-BGR	Shot Pins 1 (RESET)
I2125.1	DI 1 X1:2	V1UQ52UQ1.1-BGS	Shot Pins 1 (SET)
I2125.2	DI 2 X2:4	V1UQ52UQ1.2-BGR	Shot Pins 1 (RESET)
I2125.3	DI 3 X2:2	V1UQ52UQ1.2-BGS	Shot Pins 1 (SET)
I2125.4	DI 4 X3:4	V1UQ52UQ1.3-BGR	Shot Pins 1 (RESET)
I2125.5	DI 5 X3:2	V1UQ52UQ1.3-BGS	Shot Pins 1 (SET)
I2125.6	DI 6 X4:4	V1UQ52UQ2.1-BGR	Clamps/Backups (RESET)
I2125.7	DI 7 X4:2	V1UQ52UQ2.1-BGS	Clamps/Backups (SET)
I2126.0	DI 8 X5:4	V1UQ52UQ2.2-BGR	Clamps/Backups (RESET)
I2126.1	DI 9 X5:2	V1UQ52UQ2.2-BGS	Clamps/Backups (SET)
I2126.2	DI 10 X6:4	V1UQ52UQ2.3-BGR	Clamps/Backups (RESET)
I2126.3	DI 11 X6:2	V1UQ52UQ2.3-BGS	Clamps/Backups (SET)
I2126.4	DI 12 X7:4	V1UQ52UQ2.4-BGR	Clamps/Backups (RESET)
I2126.5	DI 13 X7:2	V1UQ52UQ2.4-BGS	Clamps/Backups (SET)
I2126.6	DI 14 X8:4	V1UQ52UQ3.1-BGR	Shot Pins 3 (RESET)
I2126.7	DI 15 X8:2	V1UQ52UQ3.1-BGS	Shot Pins 3 (SET)

X1 M12: 24V | DI 1 | 0V | DI 0 | FE — BN WH BU BK
X2 M12: 24V | DI 3 | 0V | DI 2 | FE — BN WH BU BK
X3 M12: 24V | DI 5 | 0V | DI 4 | FE — BN WH BU BK
X4 M12: 24V | DI 7 | 0V | DI 6 | FE — BN WH BU BK
X5 M12: 24V | DI 9 | 0V | DI 8 | FE — BN WH BU BK
X6 M12: 24V | DI 11 | 0V | DI 10 | FE — BN WH BU BK
X7 M12: 24V | DI 13 | 0V | DI 12 | FE — BN WH BU BK
X8 M12: 24V | DI 15 | 0V | DI 14 | FE — BN WH BU BK

+V1UQ52UQ1.1-W1 =V1UQ52UQ1+.UQ52UQ1/1.1
+V1UQ52UQ1.2-W1 =V1UQ52UQ1+.UQ52UQ1/1.2
+V1UQ52UQ1.3-W1 =V1UQ52UQ1+.UQ52UQ1/1.4
+V1UQ52UQ2.1-W1 =V1UQ52UQ2+.UQ52UQ2/1.1
+V1UQ52UQ2.2-W1 =V1UQ52UQ2+.UQ52UQ2/1.2
+V1UQ52UQ2.3-W1 =V1UQ52UQ2+.UQ52UQ2/1.4
+V1UQ52UQ2.4-W1 =V1UQ52UQ2+.UQ52UQ2/1.5
+V1UQ52UQ3.1-W1 =V1UQ52UQ3+.UQ52UQ3/1.1

=V1UQ52BG0/2

2

			Date	12/2/2022	Volvo Trucks North America		Valiant TMS	CONNECTING MOD. FOR VTSA MANIFOLD	Drawing name: =2V05&EFS-EL	= V1UQ52KF1	
			Ed.	MKLEPADLO						+ V1UQ52	
			Appr		P6700 Firewall - Cell 2V05				Document type: EFS	Project nr: 22-16143	Page 1
Modification	Date	Name	Original		Replacement of	Replaced by	Scale 1:1				1019

-KF1.12

FESTO

CPX-M-AB-8-M12X2-5POL

549335

I2127.0	DI 0 X1:4	V1UQ52UQ3.2-BGR	Shot Pins 3 (RESET)
I2127.1	DI 1 X1:2	V1UQ52UQ3.2-BGS	Shot Pins 3 (SET)
I2127.2	DI 2 X2:4	V1UQ52UQ3.3-BGR	Shot Pins 3 (RESET)
I2127.3	DI 3 X2:2	V1UQ52UQ3.3-BGS	Shot Pins 3 (SET)
I2127.4	DI 4 X3:4	V1UQ52UQ4.1-BGR	Clamps 4 (RESET)
I2127.5	DI 5 X3:2	V1UQ52UQ4.1-BGS	Clamps 4 (SET)
I2127.6	DI 6 X4:4	V1UQ52UQ4.2-BGR	Clamps 4 (RESET)
I2127.7	DI 7 X4:2	V1UQ52UQ4.2-BGS	Clamps 4 (SET)
I2128.0	DI 8 X5:4	V1UQ52UQ4.3-BGR	Clamps 4 (RESET)
I2128.1	DI 9 X5:2	V1UQ52UQ4.3-BGS	Clamps 4 (SET)
I2128.2	DI 10 X6:4	V1UQ52UQ4.4-BGR	Clamps 4 (RESET)
I2128.3	DI 11 X6:2	V1UQ52UQ4.4-BGS	Clamps 4 (SET)
I2128.4	DI 12 X7:4	V1UQ52UQ4.5-BGR	Clamps 4 (RESET)
I2128.5	DI 13 X7:2	V1UQ52UQ4.5-BGS	Clamps 4 (SET)
I2128.6	DI 14 X8:4	V1UQ52UQ4.6-BGR	Clamps 4 (RESET)
I2128.7	DI 15 X8:2	V1UQ52UQ4.6-BGS	Clamps 4 (SET)

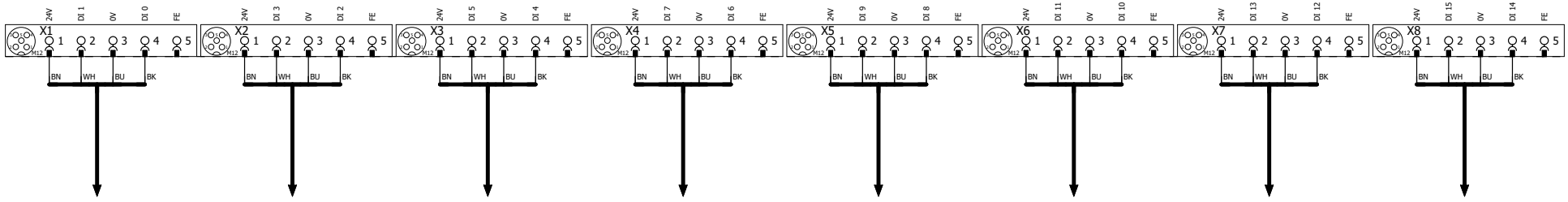

+V1UQ52UQ3.2-W1 =V1UQ52UQ3+.UQ52UQ3/1.2

+V1UQ52UQ3.3-W1 =V1UQ52UQ3+.UQ52UQ3/1.4

+V1UQ52UQ4.1-W1 =V1UQ52UQ4+.UQ52UQ4/1.1

+V1UQ52UQ4.2-W1 =V1UQ52UQ4+.UQ52UQ4/1.2

+V1UQ52UQ4.3-W1 =V1UQ52UQ4+.UQ52UQ4/1.4

+V1UQ52UQ4.4-W1 =V1UQ52UQ4+.UQ52UQ4/1.5

+V1UQ52UQ4.5-W1 =V1UQ52UQ4+.UQ52UQ4/1.7

+V1UQ52UQ4.6-W1 =V1UQ52UQ4+.UQ52UQ4/1.9

1 3

			Date	12/2/2022	Volvo Trucks North America	Valiant TMS	I/O MOD. DI16 (8 x M12) FOR VTSA-F	Drawing name: =2V05&EFS-EL	= V1UQ52KF1	
			Ed.	MKLEPADLO					+ V1UQ52	
			Appr		P6700 Firewall - Cell 2V05			Document type: EFS	Project nr: 22-16143	Page 2
Modification	Date	Name	Original		Replacement of	Replaced by	Scale 1:1			1019

-KF1.13

FESTO

CPX-M-AB-8-M12X2-5POL

549335

I2129.0	DI 0 X1:4	V1UQ52UQ5.1-BGR	Clamps 5 (RESET)
I2129.1	DI 1 X1:2	V1UQ52UQ5.1-BGS	Clamps 5 (SET)
I2129.2	DI 2 X2:4	V1UQ52UQ5.2-BGR	Clamps 5 (RESET)
I2129.3	DI 3 X2:2	V1UQ52UQ5.2-BGS	Clamps 5 (SET)
I2129.4	DI 4 X3:4	V1UQ52UQ5.3-BGR	Clamps 5 (RESET)
I2129.5	DI 5 X3:2	V1UQ52UQ5.3-BGS	Clamps 5 (SET)
I2129.6	DI 6 X4:4	V1UQ52UQ5.4-BGR	Clamps 5 (RESET)
I2129.7	DI 7 X4:2	V1UQ52UQ5.4-BGS	Clamps 5 (SET)
I2130.0	DI 8 X5:4	V1UQ52UQ5.5-BGR	Clamps 5 (RESET)
I2130.1	DI 9 X5:2	V1UQ52UQ5.5-BGS	Clamps 5 (SET)
I2130.2	DI 10 X6:4	V1UQ52UQ5.6-BGR	Clamps 5 (RESET)
I2130.3	DI 11 X6:2	V1UQ52UQ5.6-BGS	Clamps 5 (SET)
I2130.4	DI 12 X7:4	V1UQ52UQ6.1-BGR	Clamps 6 (RESET)
I2130.5	DI 13 X7:2	V1UQ52UQ6.1-BGS	Clamps 6 (SET)
I2130.6	DI 14 X8:4	V1UQ52UQ6.2-BGR	Clamps 6 (RESET)
I2130.7	DI 15 X8:2	V1UQ52UQ6.2-BGS	Clamps 6 (SET)

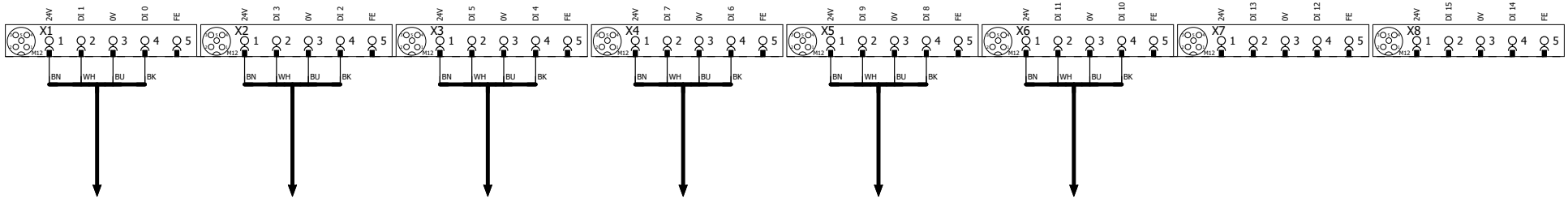

+V1UQ52UQ5.1-W1 =V1UQ52UQ5+.UQ52UQ5/1.1

+V1UQ52UQ5.2-W1 =V1UQ52UQ5+.UQ52UQ5/1.2

+V1UQ52UQ5.3-W1 =V1UQ52UQ5+.UQ52UQ5/1.4

+V1UQ52UQ5.4-W1 =V1UQ52UQ5+.UQ52UQ5/1.5

+V1UQ52UQ6.1-W1 =V1UQ52UQ6+.UQ52UQ6/1.1

+V1UQ52UQ6.2-W1 =V1UQ52UQ6+.UQ52UQ6/1.2

I2131.0	DI 0 X1:4	V1UQ52UQ7.1-BGR Clamps 7 (RESET)
I2131.1	DI 1 X1:2	V1UQ52UQ7.1-BGS Clamps 7 (SET)
I2131.2	DI 2 X2:4	V1UQ52UQ7.2-BGR Clamps 7 (RESET)
I2131.3	DI 3 X2:2	V1UQ52UQ7.2-BGS Clamps 7 (SET)
I2131.4	DI 4 X3:4	V1UQ52UQ13.1-BGR Clamps 13 (RESET)
I2131.5	DI 5 X3:2	V1UQ52UQ13.1-BGS Clamps 13 (SET)
I2131.6	DI 6 X4:4	V1UQ52UQ13.2-BGR Clamps 13 (RESET)
I2131.7	DI 7 X4:2	V1UQ52UQ13.2-BGS Clamps 13 (SET)
I2132.0	DI 8 X5:4	V1UQ52UQ9.1-BGR Clamps 9 (RESET)
I2132.1	DI 9 X5:2	V1UQ52UQ9.1-BGS Clamps 9 (SET)
I2132.2	DI 10 X6:4	V1UQ52UQ9.2-BGR Clamps 9 (RESET)
I2132.3	DI 11 X6:2	V1UQ52UQ9.2-BGS Clamps 9 (SET)
I2132.4	DI 12 X7:4	V1UQ52UQ10.1-BGR Clamps 10 (RESET)
I2132.5	DI 13 X7:2	V1UQ52UQ10.1-BGS Clamps 10 (SET)
I2132.6	DI 14 X8:4	V1UQ52UQ10.2-BGR Clamps 10 (RESET)
I2132.7	DI 15 X8:2	V1UQ52UQ10.2-BGS Clamps 10 (SET)

-KF1.14

FESTO

CPX-M-AB-8-M12X2-5POL

549335

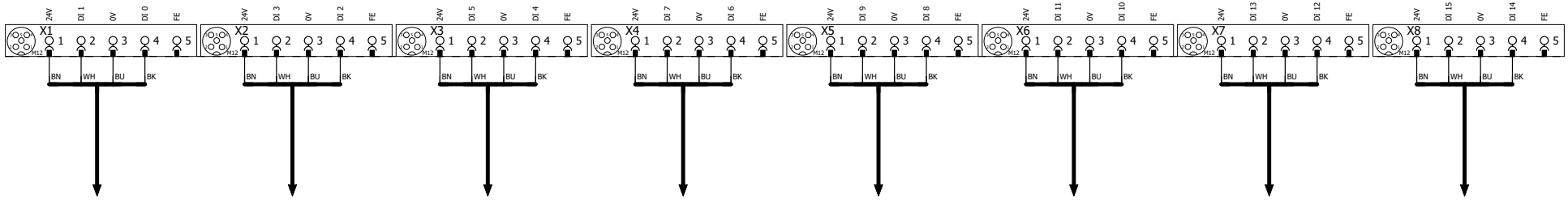

+V1UQ52UQ7.1-W1 =V1UQ52UQ7+.UQ52UQ7/1.1

+V1UQ52UQ7.2-W1 =V1UQ52UQ7+.UQ52UQ7/1.2

+V1UQ52UQ13.1-W1 =V1UQ52UQ13+.UQ52UQ13/1.1

+V1UQ52UQ13.2-W1 =V1UQ52UQ13+.UQ52UQ13/1.2

+V1UQ52UQ9.1-W1 =V1UQ52UQ9+.UQ52UQ9/1.1

+V1UQ52UQ9.2-W1 =V1UQ52UQ9+.UQ52UQ9/1.2

+V1UQ52UQ10.1-W1 =V1UQ52UQ10+.UQ52UQ10/1.1

+V1UQ52UQ10.2-W1 =V1UQ52UQ10+.UQ52UQ10/1.2

3 5

			Date	12/2/2022	Volvo Trucks North America	Valiant TMS	I/O MOD. DI16 (8 x M12) FOR VTSA-F	Drawing name: =2V05&EFS-EL	= V1UQ52KF1	
			Ed.	MKLEPADLO					+ V1UQ52	
			Appr		P6700 Firewall - Cell 2V05	Scale 1:1		Document type: EFS	Project nr: 22-16143	Page 4
Modification	Date	Name	Original		Replacement of / Replaced by					1019

-KF1.15

FESTO

CPX-M-AB-8-M12X2-5POL

549335

I2133.0	DI 0 X1:4	V1UQ52-BG01	Firewall Assembly
I2133.1	DI 1 X1:2	V1UQ52-BG02	Firewall Assembly
I2133.2	DI 2 X2:4	V1UQ52-BG03	Dash upper assembly
I2133.3	DI 3 X2:2	V1UQ52-BG04	Dash upper assembly
I2133.4	DI 4 X3:4	V1UQ52-BG05	A-Pillar assy LH
I2133.5	DI 5 X3:2	V1UQ52-BG06	A-Pillar assy LH
I2133.6	DI 6 X4:4	V1UQ52-BG07	A-Pillar assy RH
I2133.7	DI 7 X4:2	V1UQ52-BG08	A-Pillar assy RH
I2134.0	DI 8 X5:4	V1UQ52-BG09	Windshield Assembly
I2134.1	DI 9 X5:2	V1UQ52-BG10	Windshield Assembly
I2134.2	DI 10 X6:4		Spare
I2134.3	DI 11 X6:2		Spare
I2134.4	DI 12 X7:4		Spare
I2134.5	DI 13 X7:2		Spare
I2134.6	DI 14 X8:4		Spare
I2134.7	DI 15 X8:2		Spare

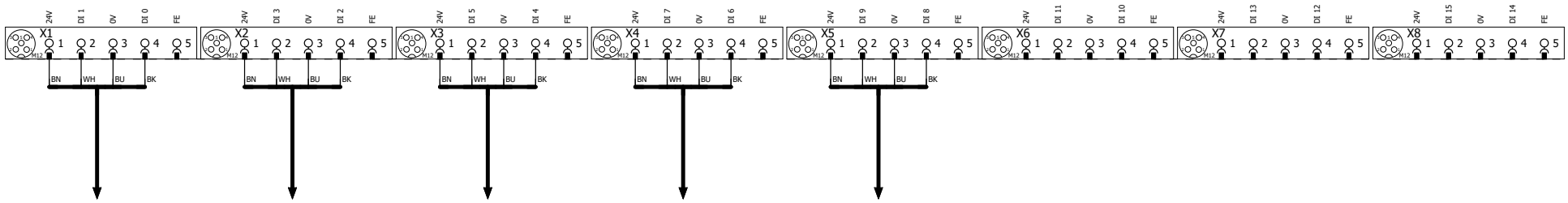

-XG1/2 =V1UQ52BG0/1.1

-XG3/4 =V1UQ52BG0/1.4

-XG5/6 =V1UQ52BG0/1.6

-XG7/8 =V1UQ52BG0/2.1

-XG9/10 =V1UQ52BG0/2.4

			Date	12/2/2022	Volvo Trucks North America		Valiant TMS	I/O MOD. DI16 (8 x M12) FOR VTSA-F	Drawing name: =2V05&EFS-EL	= V1UQ52KF1	
			Ed.	MKLEPADLO						+ V1UQ52	
			Appr		P6700 Firewall - Cell 2V05				Document type: EFS	Project nr: 22-16143	Page 5
Modification	Date	Name	Original		Replacement of	Replaced by	Scale 1:1				1019

-KF1.16

FESTO

CPX-M-AB-8-M12X2-5POL

549335

I2135.0	DI 0 X1:4	I2135.0	Spare
I2135.1	DI 1 X1:2	I2135.1	Spare
I2135.2	DI 2 X2:4	I2135.2	Spare
I2135.3	DI 3 X2:2	I2135.3	Spare
I2135.4	DI 4 X3:4	I2135.4	Spare
I2135.5	DI 5 X3:2	I2135.5	Spare
I2135.6	DI 6 X4:4	I2135.6	Spare
I2135.7	DI 7 X4:2	I2135.7	Spare
I2136.0	DI 8 X5:4	I2136.0	Spare
I2136.1	DI 9 X5:2	I2136.1	Spare
I2136.2	DI 10 X6:4	I2136.2	Spare
I2136.3	DI 11 X6:2	I2136.3	Spare
I2136.4	DI 12 X7:4	I2136.4	Spare
I2136.5	DI 13 X7:2	I2136.5	Spare
I2136.6	DI 14 X8:4	I2136.6	Spare
I2136.7	DI 15 X8:2	I2136.7	Spare

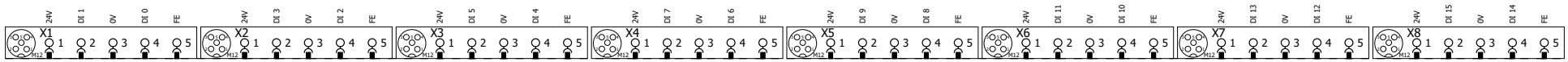

			Date	12/2/2022	Volvo Trucks North America		Valiant TMS	I/O MOD. DI16 (8 x M12) FOR VTSA-F	Drawing name: =2V05&EFS-EL	= V1UQ52KF1
			Ed.	MKLEPADLO						+ V1UQ52
			Appr		P6700 Firewall - Cell 2V05				Document type: EFS	Project nr: 22-16143
Modification	Date	Name	Original		Replacement of	Replaced by	Scale 1:1			Page 6 / 1019

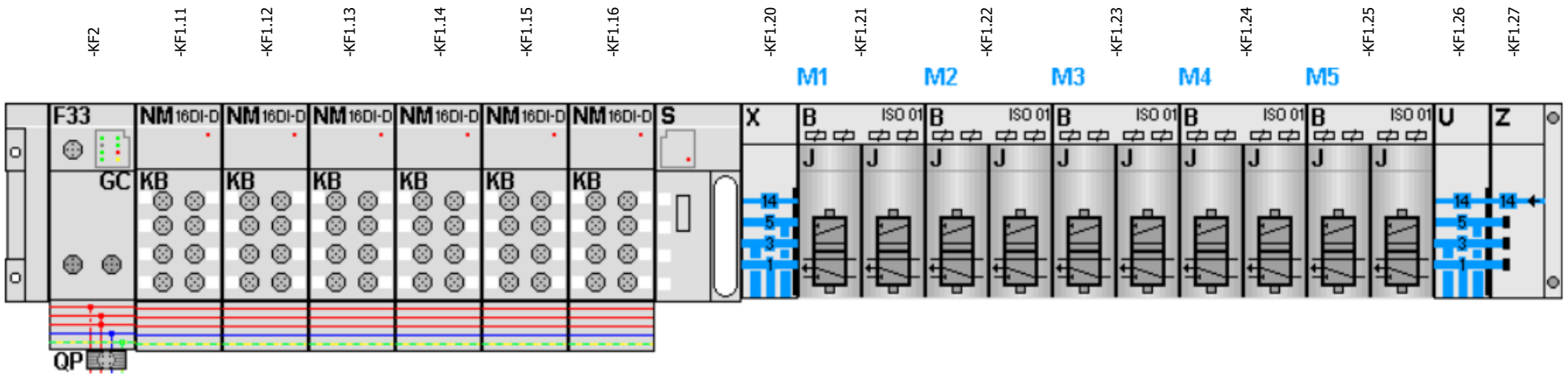

-KF1.21
=V1UQ52UQ1+.UQ52UQ1/1.3
=V1UQ52UQ2+.UQ52UQ2/1.3

FESTO

=V1UQ52UQ1+.UQ52UQ1/1.4	Q2125.0 DO 0 1.1	-QN1.1_Q	Shot Pins 1 (RST)
=V1UQ52UQ1+.UQ52UQ1/1.4	Q2125.1 DO 1 1.2	-QN1.2_Q	Shot Pins 1 (SET)
=V1UQ52UQ2+.UQ52UQ2/1.4	Q2125.2 DO 2 2.1	-QN2.1_Q	Clamps/Shot pins 2 (RST)
=V1UQ52UQ2+.UQ52UQ2/1.4	Q2125.3 DO 3 2.2	-QN2.2_Q	Clamps/Shot pins 2 (SET)

-KF1.22
=V1UQ52UQ3+.UQ52UQ3/1.3
=V1UQ52UQ4+.UQ52UQ4/1.3

FESTO

=V1UQ52UQ3+.UQ52UQ3/1.4	Q2125.4 DO 0 1.1	-QN3.1_Q	Shot Pins 3 (RST)
=V1UQ52UQ3+.UQ52UQ3/1.4	Q2125.5 DO 1 1.2	-QN3.2_Q	Shot Pins 3 (SET)
=V1UQ52UQ4+.UQ52UQ4/1.4	Q2125.6 DO 2 2.1	-QN4.1_Q	Clamps 4 (RST)
=V1UQ52UQ4+.UQ52UQ4/1.4	Q2125.7 DO 3 2.2	-QN4.2_Q	Clamps 4 (SET)

-KF1.23
=V1UQ52UQ5+.UQ52UQ5/1.3
=V1UQ52UQ6+.UQ52UQ6/1.3

FESTO

=V1UQ52UQ5+.UQ52UQ5/1.4	Q2126.0 DO 0 1.1	-QN5.1_Q	Clamps 5 (RST)
=V1UQ52UQ5+.UQ52UQ5/1.4	Q2126.1 DO 1 1.2	-QN5.2_Q	Clamps 5 (SET)
=V1UQ52UQ6+.UQ52UQ6/1.4	Q2126.2 DO 2 2.1	-QN6.1_Q	Clamps 6 (RST)
=V1UQ52UQ6+.UQ52UQ6/1.4	Q2126.3 DO 3 2.2	-QN6.2_Q	Clamps 6 (SET)

-KF1.24
=V1UQ52UQ7+.UQ52UQ7/1.3
=V1UQ52UQ13+.UQ52UQ13/1.3

FESTO

=V1UQ52UQ7+.UQ52UQ7/1.4	Q2126.4 DO 0 1.1	-QN7.1_Q	Clamps 7 (RST)
=V1UQ52UQ7+.UQ52UQ7/1.4	Q2126.5 DO 1 1.2	-QN7.2_Q	Clamps 7 (SET)
=V1UQ52UQ13+.UQ52UQ13/1.4	Q2126.6 DO 2 2.1	-QN13.1_Q	Clamps 13 (RST)
=V1UQ52UQ13+.UQ52UQ13/1.4	Q2126.7 DO 3 2.2	-QN13.2_Q	Clamps 13 (SET)

-KF1.25
=V1UQ52UQ9+.UQ52UQ9/1.3
=V1UQ52UQ10+.UQ52UQ10/1.3

FESTO

=V1UQ52UQ9+.UQ52UQ9/1.4	Q2127.0 DO 0 1.1	-QN9.1_Q	Clamps 9 (RST)
=V1UQ52UQ9+.UQ52UQ9/1.4	Q2127.1 DO 1 1.2	-QN9.2_Q	Clamps 9 (SET)
=V1UQ52UQ10+.UQ52UQ10/1.4	Q2127.2 DO 2 2.1	-QN10.1_Q	Clamps 10 (RST)
=V1UQ52UQ10+.UQ52UQ10/1.4	Q2127.3 DO 3 2.2	-QN10.2_Q	Clamps 10 (SET)

6

=V1UQ52KF2/1

			Date	12/2/2022	Volvo Trucks North America		Valiant TMS	CONNECTING MOD. FOR FESTO DQ	Drawing name: =2V05&EFS-EL	= V1UQ52KF1
			Ed.	MKLEPADLO						+ V1UQ52
			Appr		P6700 Firewall - Cell 2V05		Scale 1:1		Document type: EFS	Project nr: 22-16143
Modification	Date	Name	Original		Replacement of	Replaced by				Page 7 / 1019

=V1UQ52WC4/1.6 / W1.2

=V1UQ52KF1/1.4 / KF1-P2

-W1.2
RSM RKM 56-5M/S3059
5m

-KF1-TP1
PROFINET Cable
6XV1840-3AH10
5 m

-KF2

X20 M12, 7/8" 1 2 PE 4 5
0V_VAL / OUT
0V_EL / SEN
FE
24V_EL / SEN
24V_VAL / OUT

-TP1 M12
-TP2 M12

ON
OFF
1 2 1 2

FESTO
Bus node + Interlinking block
548755 + 550208

-KF2.11

FESTO
CPX-M-AB-8-M12X2-5POL
549335

I2150.0	DI 0 X1:4	V1UQ52UQ11.1-BGR	Slide Cylinders 11 (RESET)
I2150.1	DI 1 X1:2	V1UQ52UQ11.1-BGS	Slide Cylinders 11 (SET)
I2150.2	DI 2 X2:4	V1UQ52UQ12.1-BGR	Clamps 12 (RESET)
I2150.3	DI 3 X2:2	V1UQ52UQ12.1-BGS	Clamps 12 (SET)
I2150.4	DI 4 X3:4	V1UQ52UQ12.2-BGR	Clamps 12 (RESET)
I2150.5	DI 5 X3:2	V1UQ52UQ12.2-BGS	Clamps 12 (SET)
I2150.6	DI 6 X4:4	V1UQ52UQ8.1-BGR	Slide Cylinders 8 (RESET)
I2150.7	DI 7 X4:2	V1UQ52UQ8.1-BGS	Slide Cylinders 8 (SET)
I2151.0	DI 8 X5:4	V1UQ52UQ8.2-BGR	Slide Cylinders 8 (RESET)
I2151.1	DI 9 X5:2	V1UQ52UQ8.2-BGS	Slide Cylinders 8 (SET)
I2151.2	DI 10 X6:4		Spare
I2151.3	DI 11 X6:2		Spare
I2151.4	DI 12 X7:4		Spare
I2151.5	DI 13 X7:2		Spare
I2151.6	DI 14 X8:4		Spare
I2151.7	DI 15 X8:2		Spare

X1 M12: 24V DI 1 0V DI 0 FE — 1 2 3 4 5 — BN WH BU BK
X2 M12: 24V DI 3 0V DI 2 FE — 1 2 3 4 5 — BN WH BU BK
X3 M12: 24V DI 5 0V DI 4 FE — 1 2 3 4 5 — BN WH BU BK
X4 M12: 24V DI 7 0V DI 6 FE — 1 2 3 4 5 — BN WH BU BK
X5 M12: 24V DI 9 0V DI 8 FE — 1 2 3 4 5 — BN WH BU BK
X6 M12: 24V DI 11 0V DI 10 FE — 1 2 3 4 5
X7 M12: 24V DI 13 0V DI 12 FE — 1 2 3 4 5
X8 M12: 24V DI 15 0V DI 14 FE — 1 2 3 4 5

+V1UQ52UQ11.1-W1
=V1UQ52UQ11+.UQ52UQ1/1.1

+V1UQ52UQ12.1-W1
=V1UQ52UQ12+.UQ52UQ12/1.1

+V1UQ52UQ12.2-W1
=V1UQ52UQ12+.UQ52UQ12/1.2

+V1UQ52UQ8.1-W1
=V1UQ52UQ8+.UQ52UQ8/1.1

+V1UQ52UQ8.2-W1
=V1UQ52UQ8+.UQ52UQ8/1.4

			Date	12/2/2022	Volvo Trucks North America		Valiant TMS	CONNECTING MOD. FOR VTSA MANIFOLD	Drawing name: =2V05&EFS-EL	= V1UQ52KF2	
			Ed.	MKLEPADLO						+ V1UQ52	
			Appr		P6700 Firewall - Cell 2V05				Document type: EFS	Project nr: 22-16143	Page 1
Modification	Date	Name	Original		Replacement of	Replaced by	Scale 1:1				1019

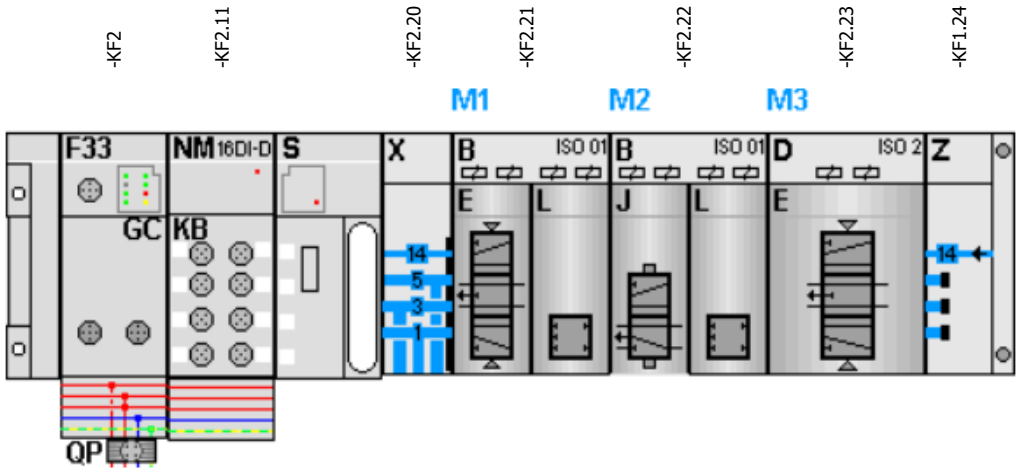

-KF2.21
=V1UQ52UQ8+.UQ52UQ8/1.3

FESTO

=V1UQ52UQ8+.UQ52UQ8/1.4	Q2150.0 DO 0 1.1	-QN8.1_Q	Slide Cylinders 8 (RST)
=V1UQ52UQ8+.UQ52UQ8/1.4	Q2150.1 DO 1 1.2	-QN8.2_Q	Slide Cylinders 8 (SET)
	Q2150.2 DO 2 2.1	Spare	Spare
	Q2150.3 DO 3 2.2	Spare	Spare

-KF2.22
=V1UQ52UQ12+.UQ52UQ12/1.3

FESTO

=V1UQ52UQ12+.UQ52UQ12/1.4	Q2150.4 DO 0 1.1	-QN12.1_Q	Clamps 12 (RST)
=V1UQ52UQ12+.UQ52UQ12/1.4	Q2150.5 DO 1 1.2	-QN12.2_Q	Clamps 12 (SET)
	Q2150.6 DO 2 2.1	Spare	Spare
	Q2150.7 DO 3 2.2	Spare	Spare

-KF2.23
=V1UQ52UQ11+.UQ52UQ11/1.3

FESTO

=V1UQ52UQ11+.UQ52UQ11/1.4	Q2151.0 DO 0 1.1	-QN11.1_Q	Slide Cylinders 11 (RST)
=V1UQ52UQ11+.UQ52UQ11/1.4	Q2151.1 DO 1 1.2	-QN11.2_Q	Slide Cylinders 11 (SET)
	Q2151.2 DO 2 2.1	Spare	Reserved
	Q2151.3 DO 3 2.2	Spare	Reserved

1

=V1UQ52UQ1+.UQ52UQ1/1

			Date	12/2/2022	Volvo Trucks North America		Valiant TMS	CONNECTING MOD. FOR FESTO DQ	Drawing name: =2V05&EFS-EL	= V1UQ52KF2
			Ed.	MKLEPADLO						+ V1UQ52
			Appr		P6700 Firewall - Cell 2V05		Scale 1:1		Document type: EFS	Project nr: 22-16143
Modification	Date	Name	Original		Replacement of	Replaced by				Page 2 / 1019

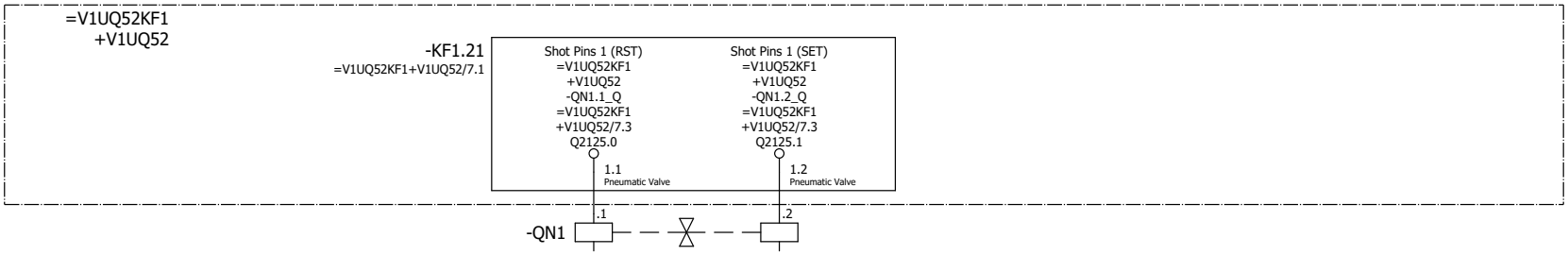

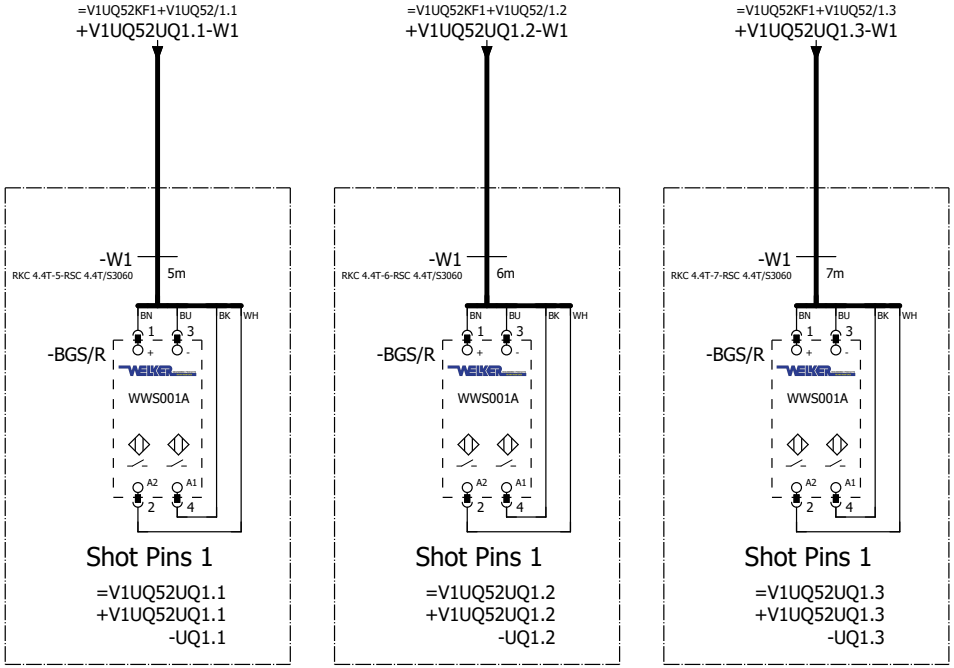

=V1UQ52
-UQ1.1-BGS/R
Shot Pins 1

=V1UQ52
-UQ1.2-BGS/R
Shot Pins 1

=V1UQ52
-UQ1.3-BGS/R
Shot Pins 1

=V1UQ52KF2+V1UQ52/2

=V1UQ52UQ2+.UQ52UQ2/1

			Date	12/2/2022	Volvo Trucks North America	Valiant TMS	FESTO DQ CONNECTION QN1	Drawing name: =2V05&EFS-EL	= V1UQ52UQ1	
			Ed.	MKLEPADLO					+ V1UQ52UQ1	
			Appr		P6700 Firewall - Cell 2V05			Document type: EFS	Project nr: 22-16143	Page 1
Modification	Date	Name	Original		Replacement of	Replaced by	Scale 1:1			1019

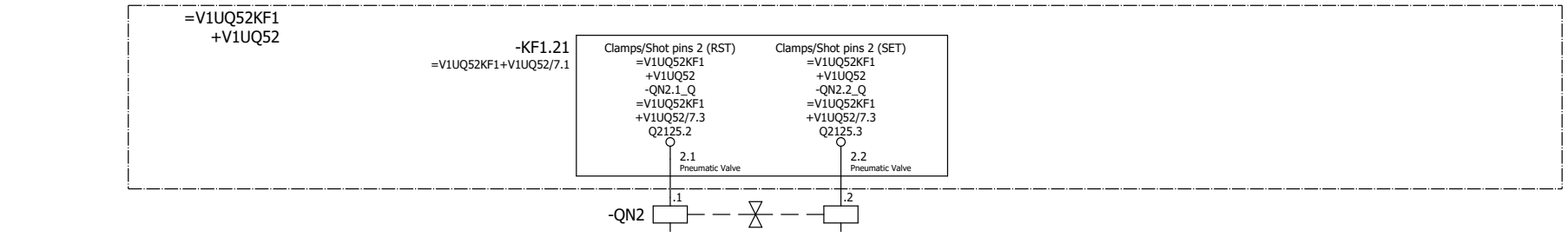

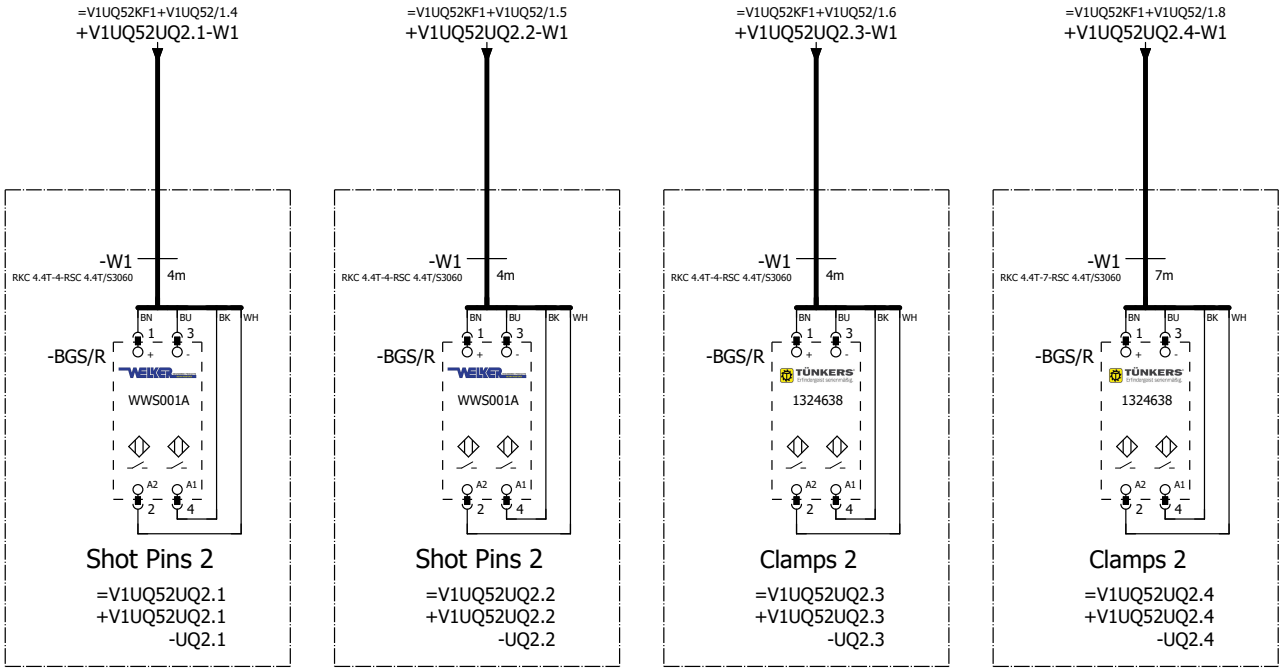

=V1UQ52 -UQ2.1-BGS/R Shot Pins 2	=V1UQ52 -UQ2.2-BGS/R Shot Pins 2	=V1UQ52 -UQ2.3-BGS/R Clamps 2	=V1UQ52 -UQ2.4-BGS/R Clamps 2

=V1UQ52UQ1+.UQ52UQ1/1

=V1UQ52UQ3+.UQ52UQ3/1

			Date	12/2/2022	Volvo Trucks North America		Valiant TMS	FESTO DQ CONNECTION QN2	Drawing name: =2V05&EFS-EL	= V1UQ52UQ2 + V1UQ52UQ2	
			Ed.	MKLEPADLO							
			Appr		P6700 Firewall - Cell 2V05		Scale 1:1		Document type: EFS	Project nr: 22-16143	Page 1
Modification	Date	Name	Original		Replacement of	Replaced by					1019

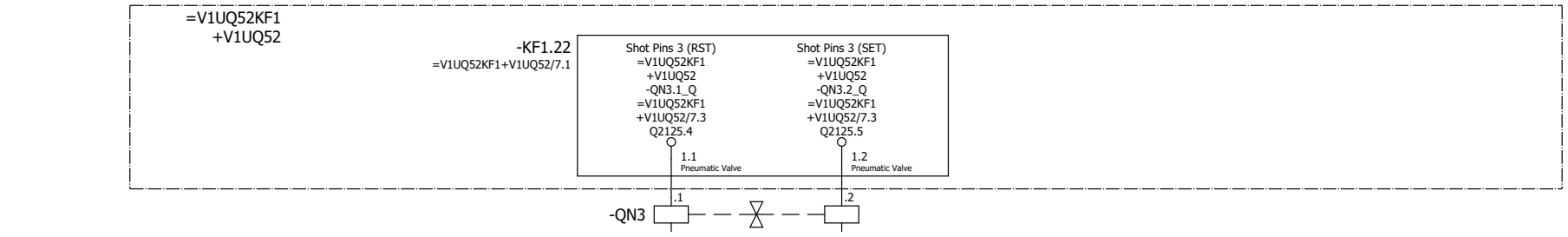

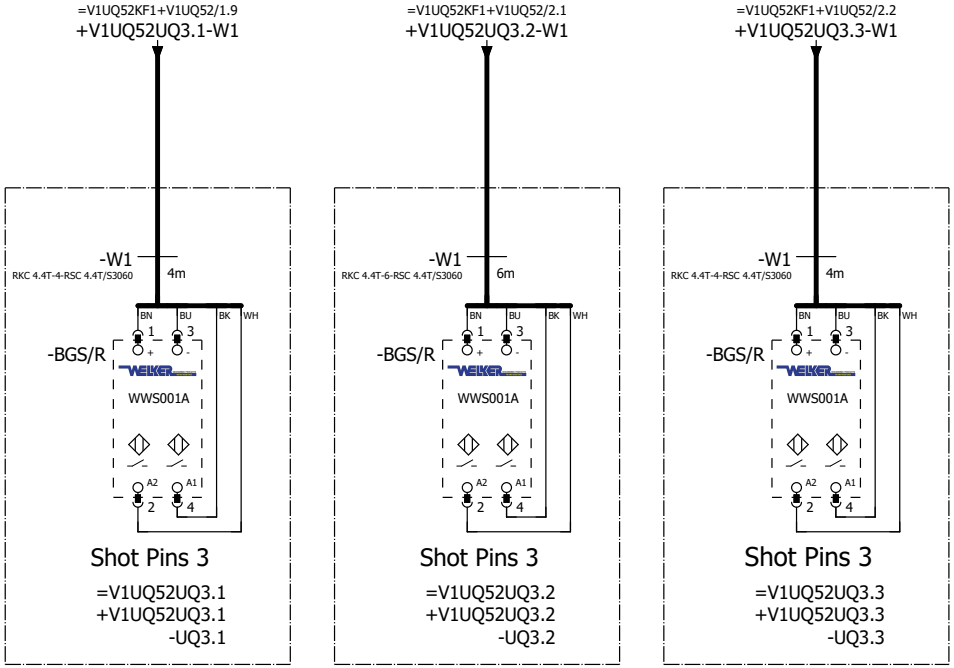

=V1UQ52 -UQ3.1-BGS/R Shot Pins 3	=V1UQ52 -UQ3.2-BGS/R Shot Pins 3	=V1UQ52 -UQ3.3-BGS/R Shot Pins 3

=V1UQ52UQ2+.UQ52UQ2/1

=V1UQ52UQ4+.UQ52UQ4/1

			Date	12/2/2022	Volvo Trucks North America		Valiant TMS	FESTO DQ CONNECTION QN3	Drawing name: =2V05&EFS-EL	= V1UQ52UQ3 + V1UQ52UQ3
			Ed.	MKLEPADLO						
			Appr		P6700 Firewall - Cell 2V05		Scale 1:1		Document type: EFS	Project nr: 22-16143
Modification	Date	Name	Original		Replacement of	Replaced by				Page 1 1019

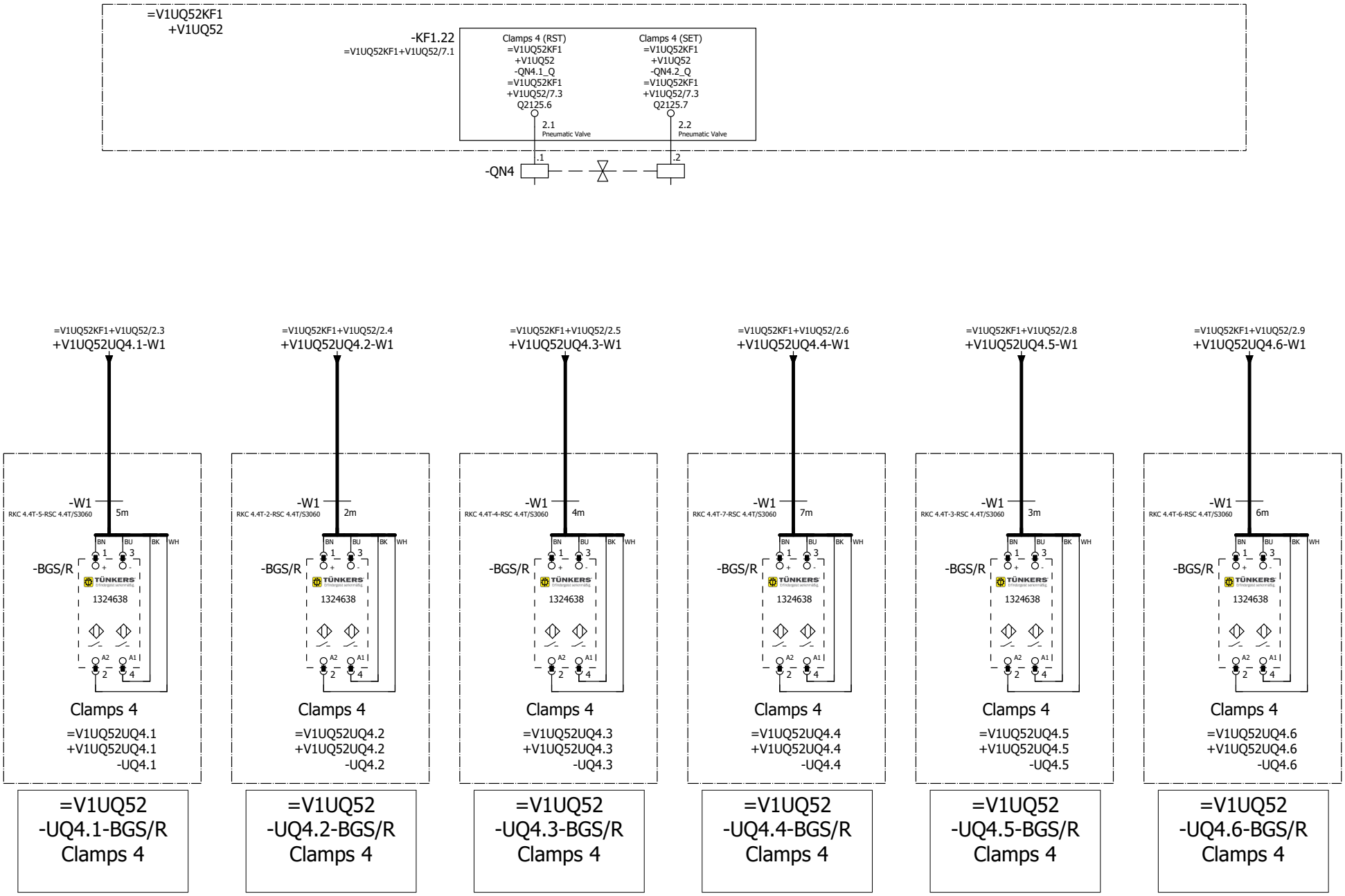

=V1UQ52UQ3+.UQ52UQ3/1

=V1UQ52UQ5+.UQ52UQ5/1

			Date	12/2/2022	Volvo Trucks North America	Valiant TMS	FESTO DQ CONNECTION QN4	Drawing name: =2V05&EFS-EL	= V1UQ52UQ4	
			Ed.	MKLEPADLO					+ V1UQ52UQ4	
			Appr		P6700 Firewall - Cell 2V05			Document type: EFS	Project nr: 22-16143	Page 1
Modification	Date	Name	Original		Replacement of	Replaced by	Scale 1:1			1019

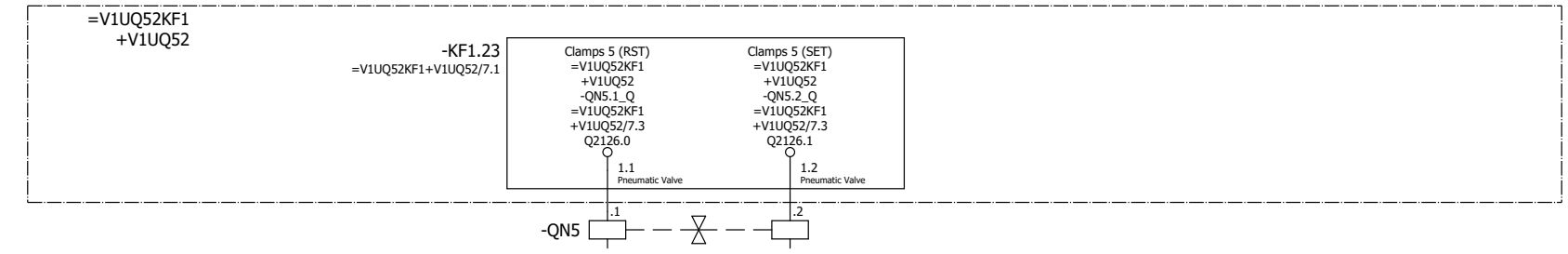

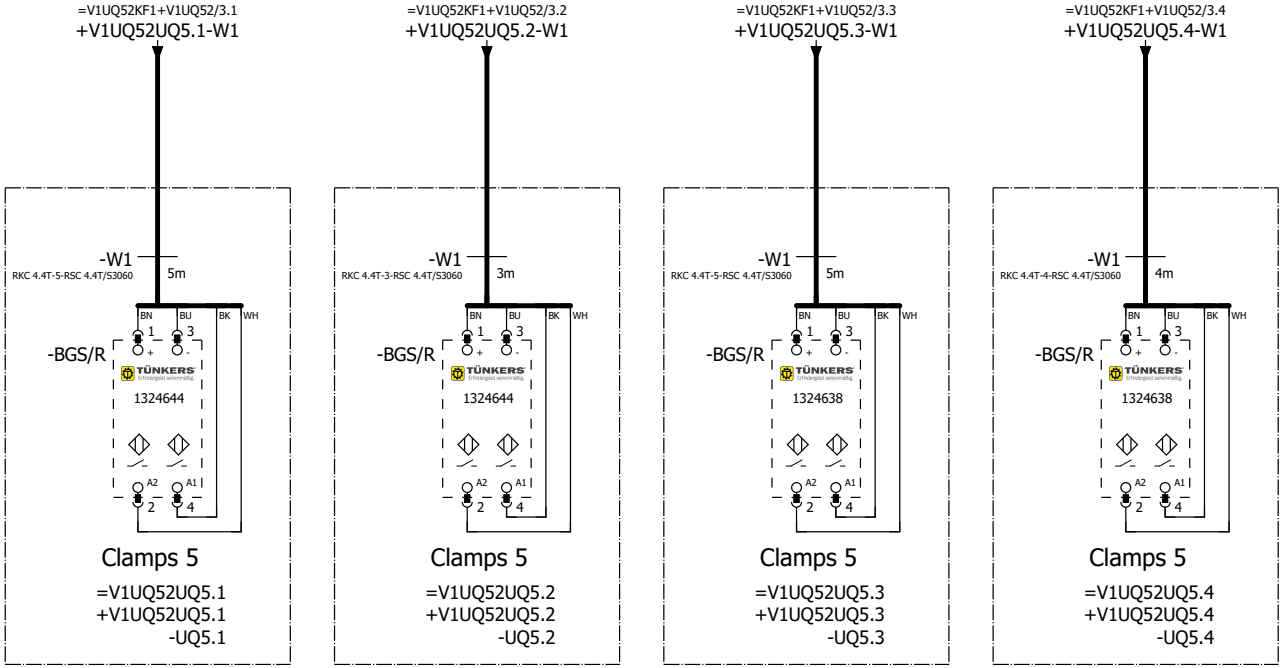

=V1UQ52 -UQ5.1-BGS/R Clamps 5	=V1UQ52 -UQ5.2-BGS/R Clamps 5	=V1UQ52 -UQ5.3-BGS/R Clamps 5	=V1UQ52 -UQ5.4-BGS/R Clamps 5

=V1UQ52UQ4+.UQ52UQ4/1

=V1UQ52UQ6+.UQ52UQ6/1

			Date	12/2/2022	Volvo Trucks North America		Valiant TMS	FESTO DQ CONNECTION QN5	Drawing name: =2V05&EFS-EL	= V1UQ52UQ5	
			Ed.	MKLEPADLO						+ V1UQ52UQ5	
			Appr		P6700 Firewall - Cell 2V05				Document type: EFS	Project nr: 22-16143	Page 1
Modification	Date	Name	Original		Replacement of	Replaced by	Scale 1:1				1019

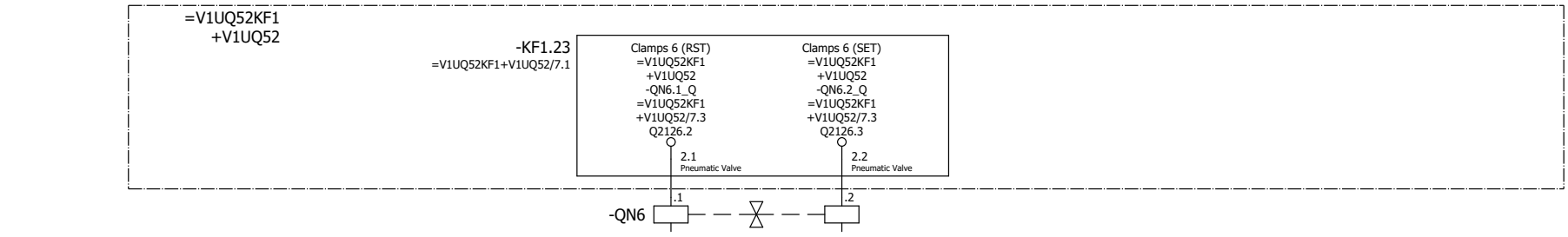

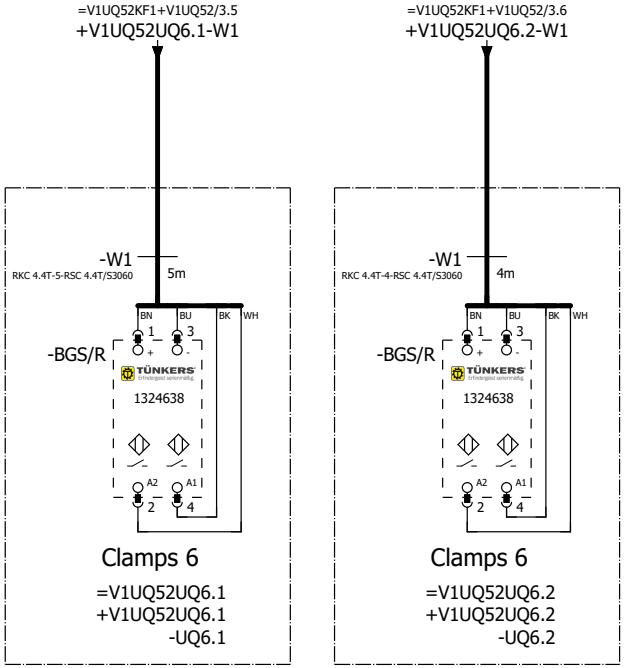

=V1UQ52
-UQ6.1-BGS/R
Clamps 6

=V1UQ52
-UQ6.2-BGS/R
Clamps 6

=V1UQ52UQ5+.UQ52UQ5/1

=V1UQ52UQ7+.UQ52UQ7/1

			Date	12/2/2022	Volvo Trucks North America		Valiant TMS	FESTO DQ CONNECTION QN6	Drawing name: =2V05&EFS-EL	= V1UQ52UQ6
			Ed.	MKLEPADLO						+ V1UQ52UQ6
			Appr		P6700 Firewall - Cell 2V05				Document type: EFS	Project nr: 22-16143
Modification	Date	Name	Original		Replacement of	Replaced by	Scale 1:1			Page 1 / 1019

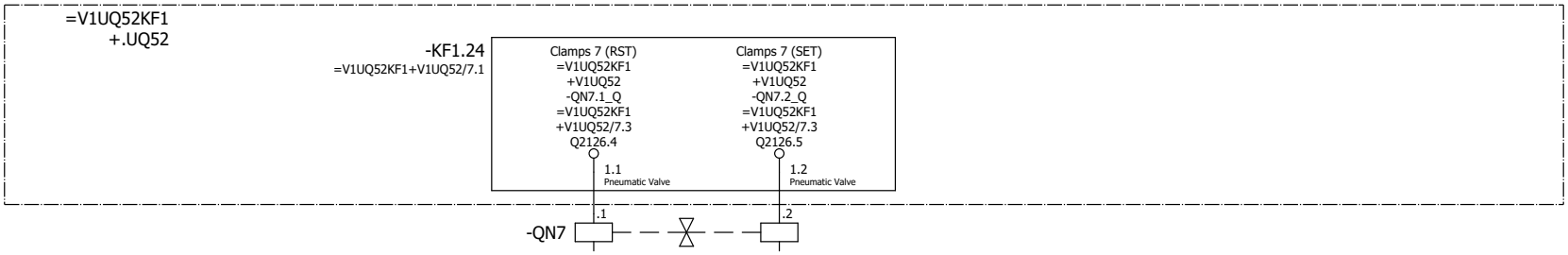

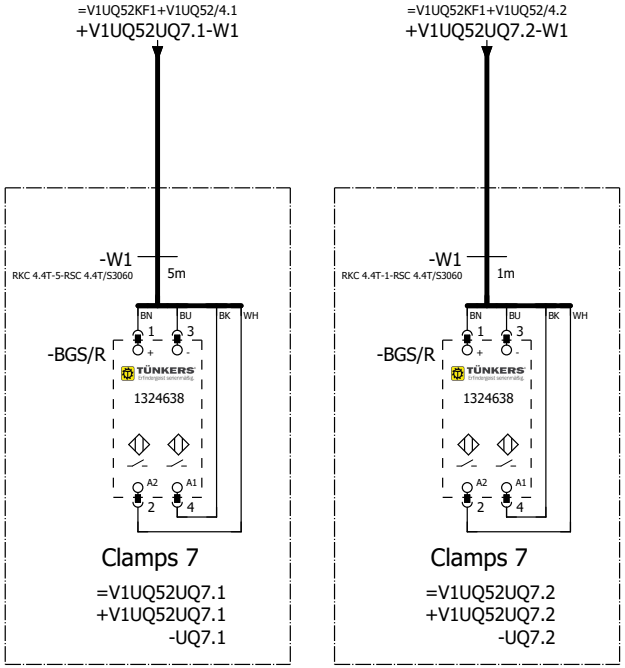

=V1UQ52
-UQ7.1-BGS/R
Clamps 7

=V1UQ52
-UQ7.2-BGS/R
Clamps 7

=V1UQ52UQ6+.UQ52UQ6/1

=V1UQ52UQ8+.UQ52UQ8/1

			Date	12/2/2022	Volvo Trucks North America		Valiant TMS	FESTO DQ CONNECTION QN7	Drawing name: =2V05&EFS-EL	= V1UQ52UQ7
			Ed.	MKLEPADLO						+ V1UQ52UQ7
			Appr		P6700 Firewall - Cell 2V05				Document type: EFS	Project nr: 22-16143
Modification	Date	Name	Original		Replacement of	Replaced by	Scale 1:1			Page 1 / 1019

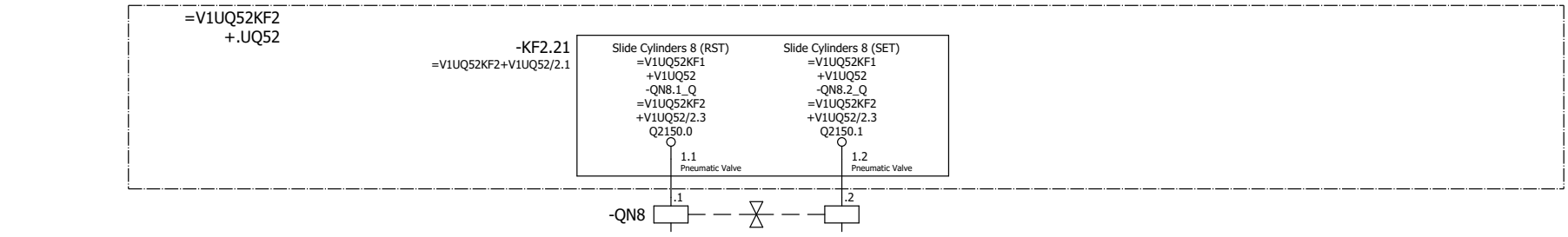

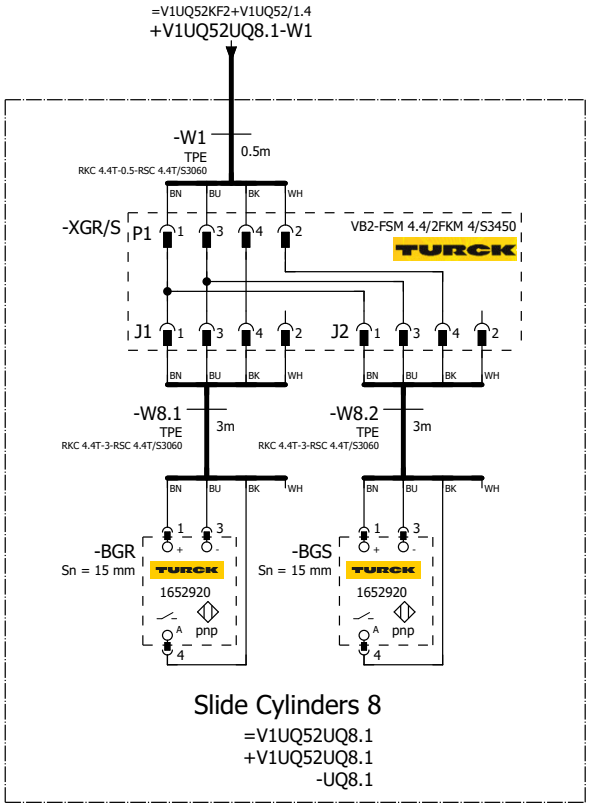

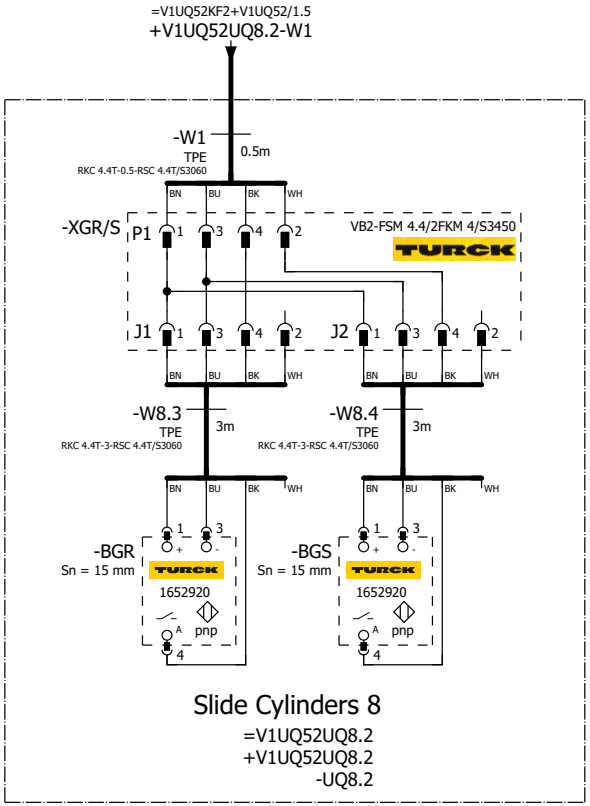

=V1UQ52 -UQ8.1-BGR Slide Cylinders 8	=V1UQ52 -UQ8.1-BGS Slide Cylinders
=V1UQ52 -UQ8.2-BGR Slide Cylinders 8	=V1UQ52 -UQ8.2-BGS Slide Cylinders

=V1UQ52UQ7+.UQ52UQ7/1

=V1UQ52UQ9+.UQ52UQ9/1

			Date	12/2/2022	Volvo Trucks North America		Valiant TMS	FESTO DQ CONNECTION QN8	Drawing name: =2V05&EFS-EL	= V1UQ52UQ8	
			Ed.	MKLEPADLO						+ V1UQ52UQ8	
			Appr		P6700 Firewall - Cell 2V05				Document type: EFS	Project nr: 22-16143	Page 1
Modification	Date	Name	Original		Replacement of	Replaced by	Scale 1:1				1019

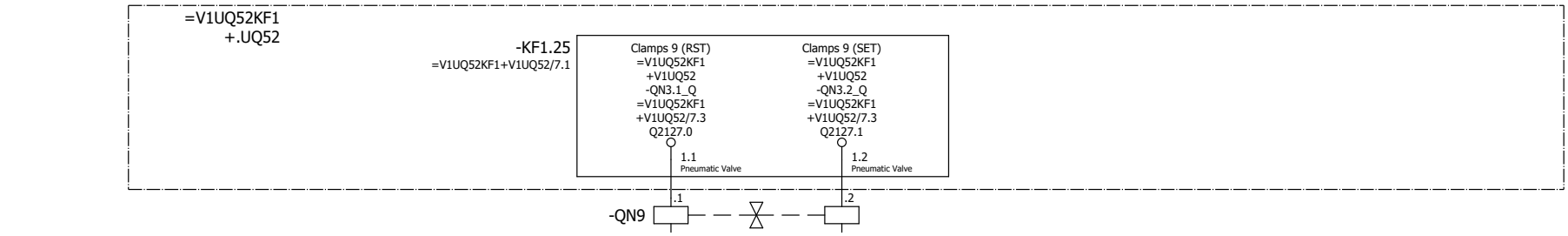

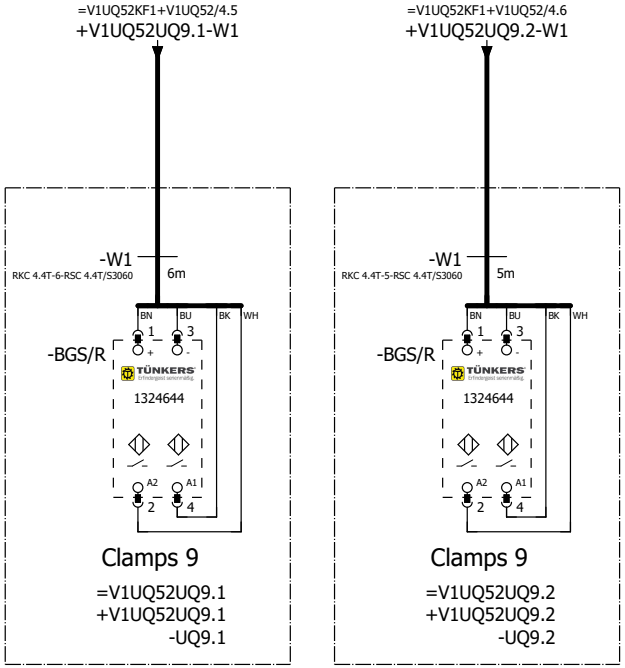

=V1UQ52
-UQ9.1-BGS/R
Clamps 9

=V1UQ52
-UQ9.2-BGS/R
Clamps 9

=V1UQ52UQ8+.UQ52UQ8/1

=V1UQ52UQ10+.UQ52UQ10/1

			Date	12/2/2022	Volvo Trucks North America		Valiant TMS	FESTO DQ CONNECTION QN9	Drawing name: =2V05&EFS-EL	= V1UQ52UQ9
			Ed.	MKLEPADLO						+ V1UQ52UQ9
			Appr		P6700 Firewall - Cell 2V05				Document type: EFS	Project nr: 22-16143
Modification	Date	Name	Original		Replacement of	Replaced by	Scale 1:1			Page 1 / 1019

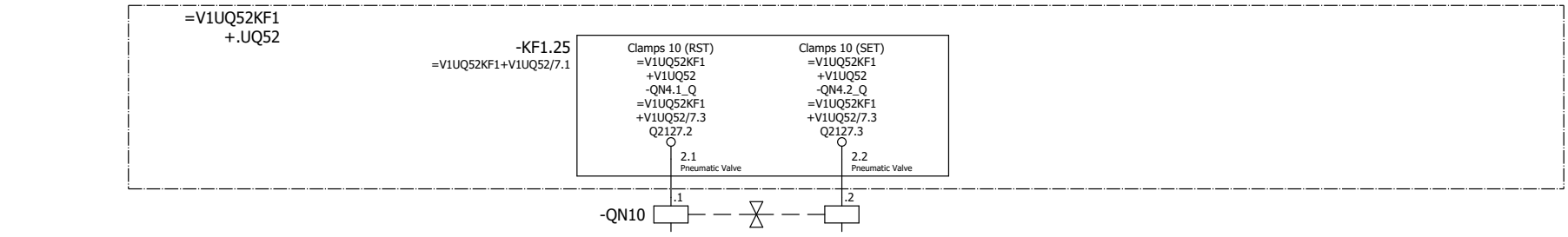

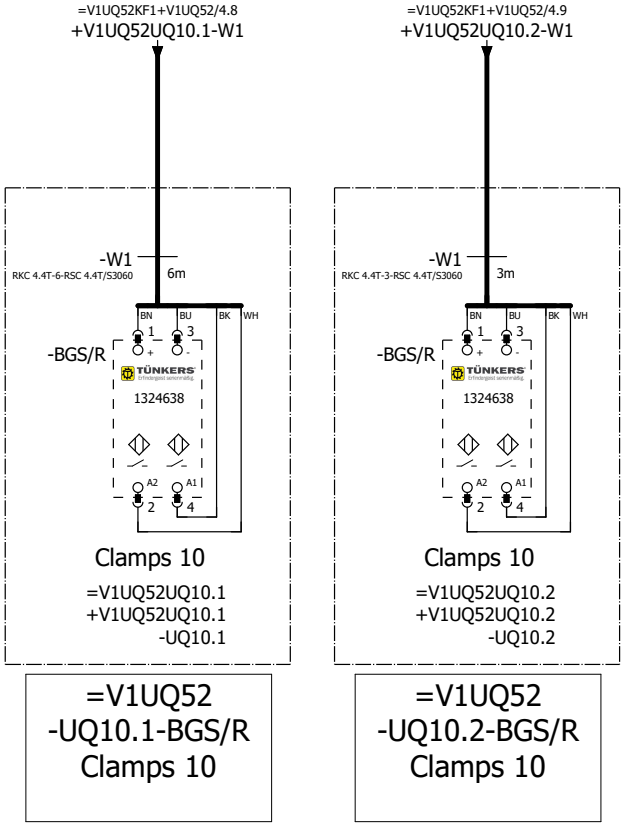

=V1UQ52
-UQ10.1-BGS/R
Clamps 10

=V1UQ52
-UQ10.2-BGS/R
Clamps 10

=V1UQ52UQ9+.UQ52UQ9/1

=V1UQ52UQ11+.UQ52UQ11/1

			Date	12/2/2022	Volvo Trucks North America		Valiant TMS	FESTO DQ CONNECTION QN10	Drawing name: =2V05&EFS-EL	= V1UQ52UQ10
			Ed.	MKLEPADLO						+ V1UQ52UQ10
			Appr		P6700 Firewall - Cell 2V05		Scale 1:1		Document type: EFS	Project nr: 22-16143
Modification	Date	Name	Original		Replacement of	Replaced by				Page 1 / 1019

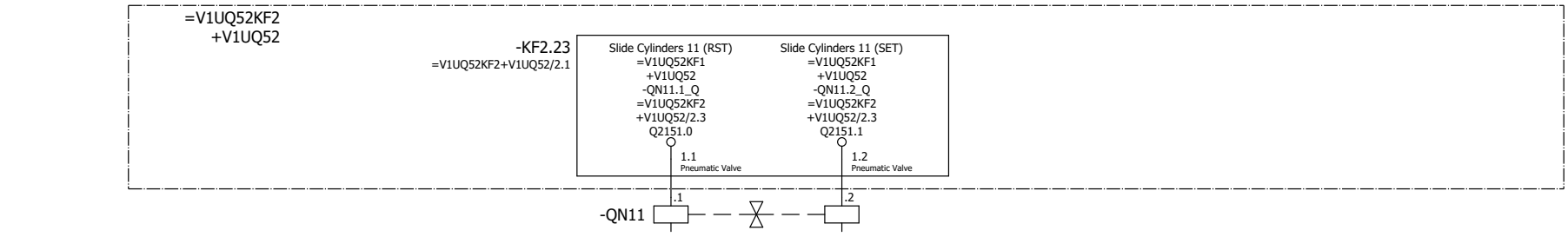

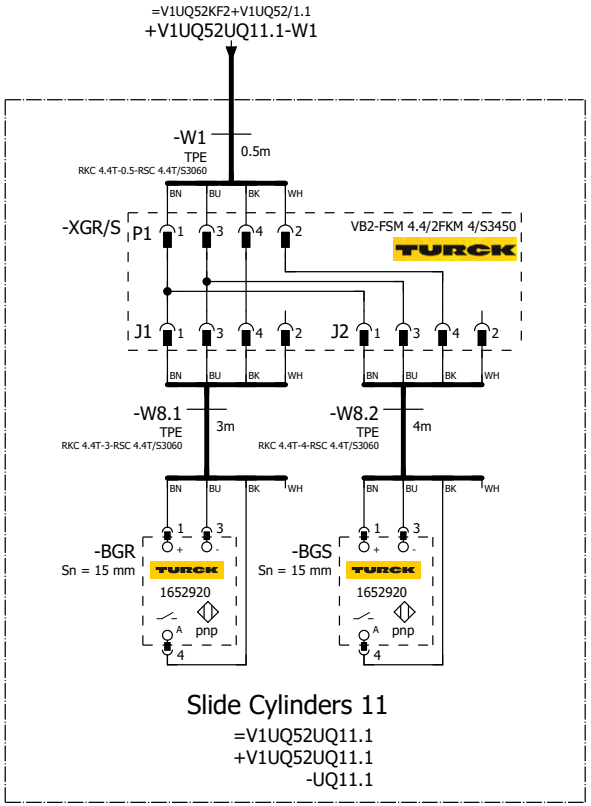

=V1UQ52 -UQ11.1-BGR Slide Cylinders 11	=V1UQ52 -UQ11.1-BGS Slide Cylinders

=V1UQ52UQ10+.UQ52UQ10/1

=V1UQ52UQ12+.UQ52UQ12/1

			Date	12/2/2022	Volvo Trucks North America		Valiant TMS	FESTO DQ CONNECTION QN11	Drawing name: =2V05&EFS-EL	= V1UQ52UQ11	
			Ed.	MKLEPADLO						+ V1UQ52UQ11	
			Appr		P6700 Firewall - Cell 2V05		Scale 1:1		Document type: EFS	Project nr: 22-16143	Page 1
Modification	Date	Name	Original		Replacement of	Replaced by					1019

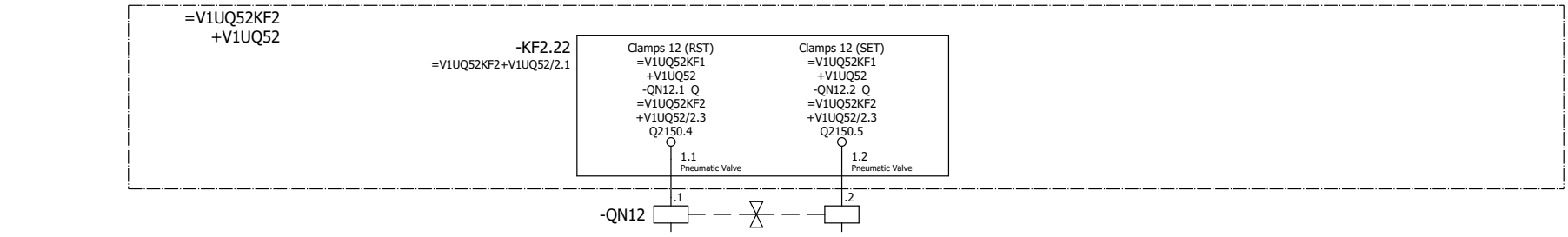

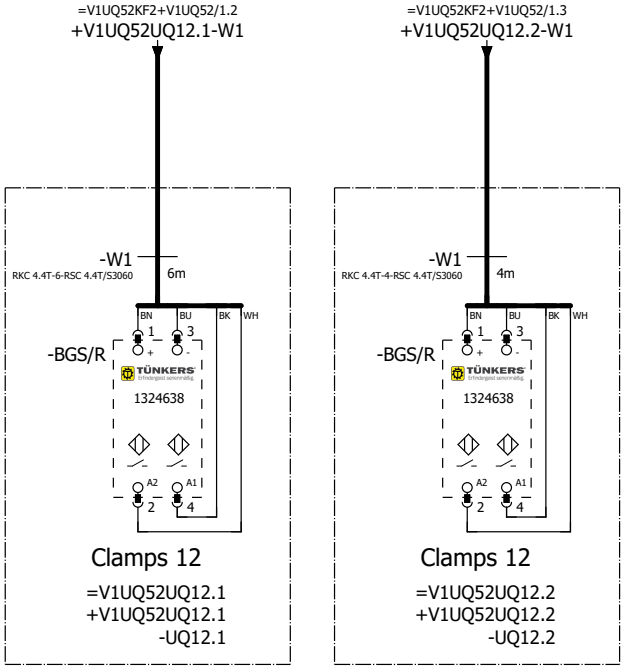

=V1UQ52
-UQ12.1-BGS/R
Clamps 12

=V1UQ52
-UQ12.2-BGS/R
Clamps 12

=V1UQ52UQ11+.UQ52UQ11/1

=V1UQ52UQ13+.UQ52UQ13/1

			Date	12/2/2022	Volvo Trucks North America	Valiant TMS	FESTO DQ CONNECTION QN12	Drawing name: =2V05&EFS-EL	= V1UQ52UQ12	
			Ed.	MKLEPADLO					+ V1UQ52UQ12	
			Appr		P6700 Firewall - Cell 2V05	Scale 1:1		Document type: EFS	Project nr: 22-16143	Page 1
Modification	Date	Name	Original		Replacement of	Replaced by				1019

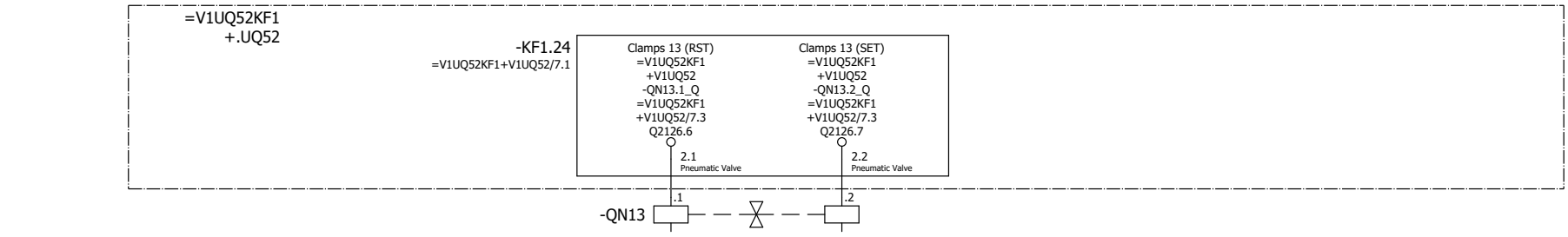

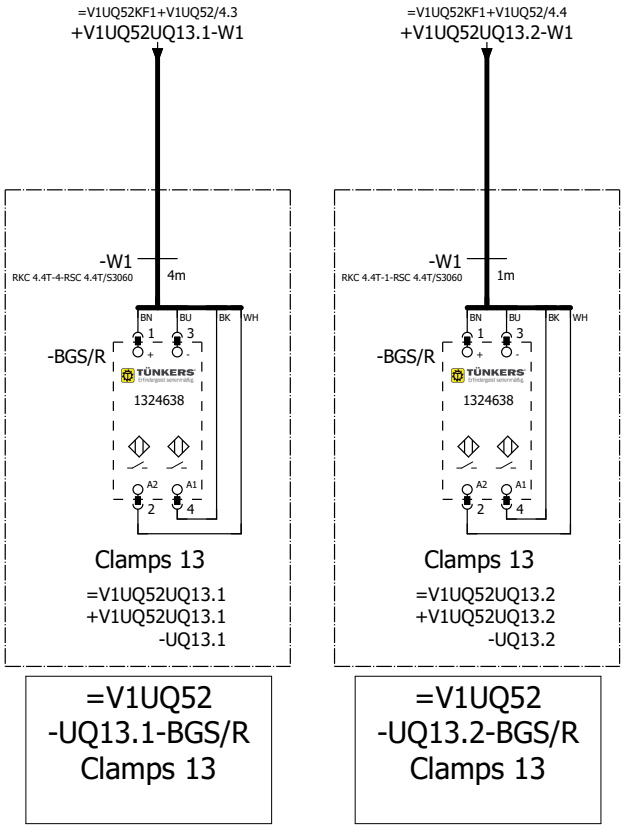

=V1UQ52
-UQ13.1-BGS/R
Clamps 13

=V1UQ52
-UQ13.2-BGS/R
Clamps 13

=V1UQ52UQ12+.UQ52UQ12/1

=V1UQ52WC4+V1UQ52/1

			Date	12/2/2022	Volvo Trucks North America	Valiant TMS	FESTO DQ CONNECTION QN13	Drawing name: =2V05&EFS-EL	= V1UQ52UQ13	
			Ed.	MKLEPADLO					+ V1UQ52UQ13	
			Appr		P6700 Firewall - Cell 2V05	Scale 1:1		Document type: EFS	Project nr: 22-16143	Page 1
Modification	Date	Name	Original		Replacement of	Replaced by				1019

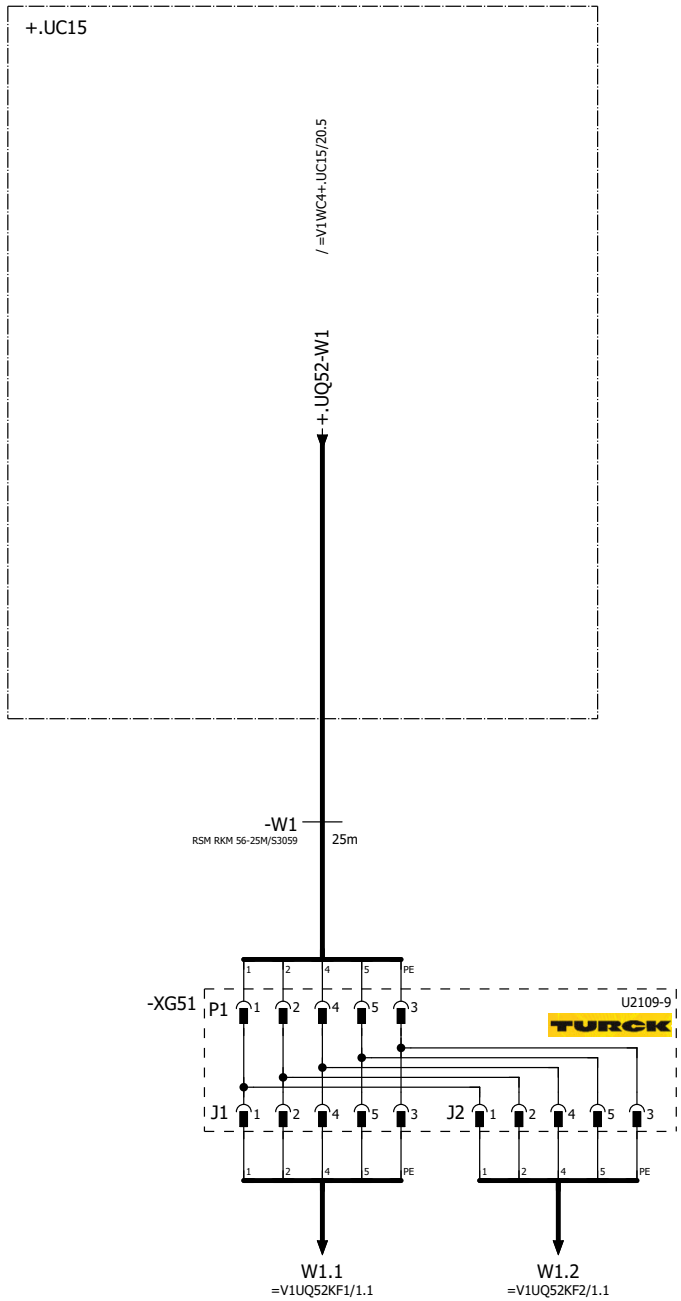

=V1UQ52UQ13+.UQ52UQ13/1

=V1UQ53BG0+.UQ53/1

			Date	12/2/2022	Volvo Trucks North America		Valiant TMS	24VDC	Drawing name: =2V05&EFS-EL	= V1UQ52WC4	
			Ed.	MKLEPADLO						+ V1UQ52	
			Appr		P6700 Firewall - Cell 2V05				Document type: EFS	Project nr: 22-16143	Page 1
Modification	Date	Name	Original		Replacement of	Replaced by	Scale 1:1				1019

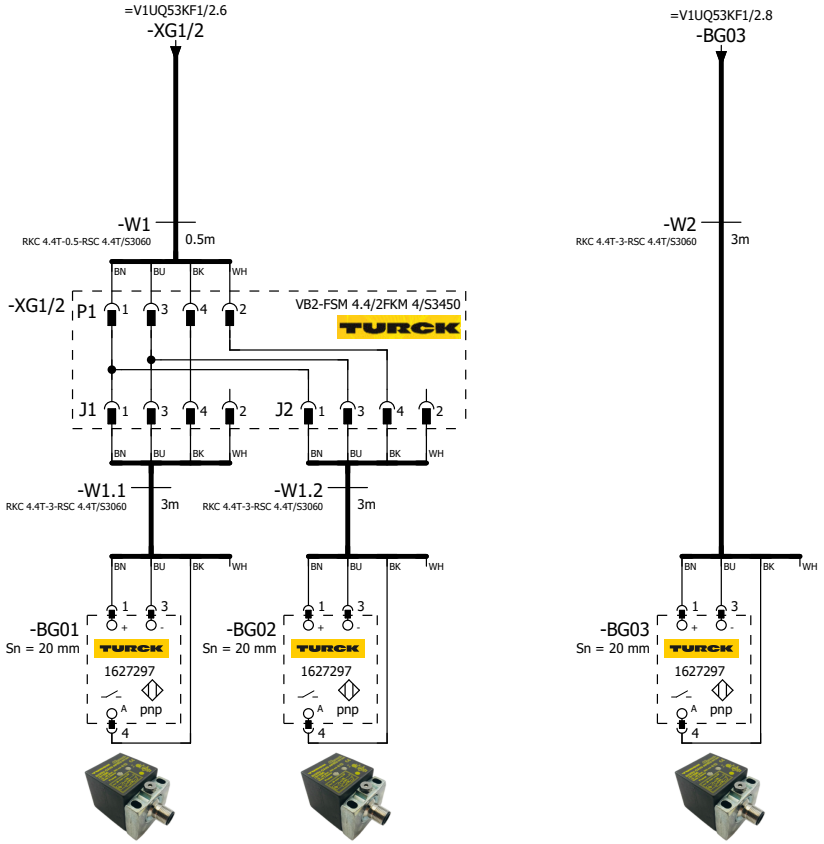

=V1UQ53 -BG01 Firewall Assy	=V1UQ53 -BG02 Firewall Assy	=V1UQ53 -BG03 Firewall Assy RHD

=V1UQ52WC4+.UQ52/1 =V1UQ53KF1/1

			Date	12/2/2022	Volvo Trucks North America	Valiant TMS	SENSORS	Drawing name: =2V05&EFS-EL	= V1UQ53BG0 + V1UQ53
			Ed.	MKLEPADLO	P6700 Firewall - Cell 2V05	Scale 1:1		Document type: EFS	Project nr: 22-16143
			Appr						Page 1 / 1019
Modification	Date	Name	Original		Replacement of	Replaced by			

=V1WC4+.UC15/21.5 / W1

=V1KF1+.UC15/2.6 / +.UC15-KF100.15-P14

-W1
RSM RKM 56-25M/S3059
25m

-KF100.15-P14
PROFINET Cable
6XV1840-3AH10
25 m

-KF1

X20 M12, 7/8" 1 2 PE 4 5
0V_VAL / OUT
0V_EL / SEN
FE
24V_EL / SEN
24V_VAL / OUT

-TP1 M12
-TP2 M12

ON
OFF
1 2 1 2

FESTO
Bus node + Interlinking block
548755 + 550208

-KF1.11

FESTO
CPX-M-AB-8-M12X2-5POL
549335

I2175.0	DI 0 X1:4	V1UQ53UQ1.1-BGR	Clamps 1 (RESET)
I2175.1	DI 1 X1:2	V1UQ53UQ1.1-BGS	Clamps 1 (SET)
I2175.2	DI 2 X2:4	V1UQ53UQ1.2-BGR	Clamps 1 (RESET)
I2175.3	DI 3 X2:2	V1UQ53UQ1.2-BGS	Clamps 1 (SET)
I2175.4	DI 4 X3:4	V1UQ53UQ1.3-BGR	Clamps 1 (RESET)
I2175.5	DI 5 X3:2	V1UQ53UQ1.3-BGS	Clamps 1 (SET)
I2175.6	DI 6 X4:4	V1UQ53UQ1.4-BGR	Clamps 1 (RESET)
I2175.7	DI 7 X4:2	V1UQ53UQ1.4-BGS	Clamps 1 (SET)
I2176.0	DI 8 X5:4	V1UQ53UQ1.5-BGR	Clamps 1 (RESET)
I2176.1	DI 9 X5:2	V1UQ53UQ1.5-BGS	Clamps 1 (SET)
I2176.2	DI 10 X6:4	V1UQ53UQ2.1-BGR	Clamps 2 (RESET)
I2176.3	DI 11 X6:2	V1UQ53UQ2.1-BGS	Clamps 2 (SET)
I2176.4	DI 12 X7:4	V1UQ53UQ2.2-BGR	Clamps 2 (RESET)
I2176.5	DI 13 X7:2	V1UQ53UQ2.2-BGS	Clamps 2 (SET)
I2176.6	DI 14 X8:4	V1UQ53UQ2.3-BGR	Clamps 2 (RESET)
I2176.7	DI 15 X8:2	V1UQ53UQ2.3-BGS	Clamps 2 (SET)

X1 M12: 24V DI 1 0V DI 0 FE — BN WH BU BK
X2 M12: 24V DI 3 0V DI 2 FE — BN WH BU BK
X3 M12: 24V DI 5 0V DI 4 FE — BN WH BU BK
X4 M12: 24V DI 7 0V DI 6 FE — BN WH BU BK
X5 M12: 24V DI 9 0V DI 8 FE — BN WH BU BK
X6 M12: 24V DI 11 0V DI 10 FE — BN WH BU BK
X7 M12: 24V DI 13 0V DI 12 FE — BN WH BU BK
X8 M12: 24V DI 15 0V DI 14 FE — BN WH BU BK

+V1UQ53UQ1.1-W1 =V1UQ53UQ1+.UQ53UQ1/1.1
+V1UQ53UQ1.2-W1 =V1UQ53UQ1+.UQ53UQ1/1.2
+V1UQ53UQ1.3-W1 =V1UQ53UQ1+.UQ53UQ1/1.4
+V1UQ53UQ1.4-W1 =V1UQ53UQ1+.UQ53UQ1/1.5
+V1UQ53UQ1.5-W1 =V1UQ53UQ1+.UQ53UQ1/1.7
+V1UQ53UQ2.1-W1 =V1UQ53UQ2+.UQ53UQ2/1.1
+V1UQ53UQ2.2-W1 =V1UQ53UQ2+.UQ53UQ2/1.2
+V1UQ53UQ2.3-W1 =V1UQ53UQ2+.UQ53UQ2/1.4

=V1UQ53BG0/1

			Date	12/2/2022	Volvo Trucks North America	Valiant TMS	CONNECTING MOD. FOR VTSA MANIFOLD	Drawing name: =2V05&EFS-EL	= V1UQ53KF1 + V1UQ53
			Ed.	MKLEPADLO					
			Appr		P6700 Firewall - Cell 2V05			Document type: EFS	Project nr: 22-16143
Modification	Date	Name	Original		Replacement of	Replaced by	Scale 1:1		Page 1 / 1019

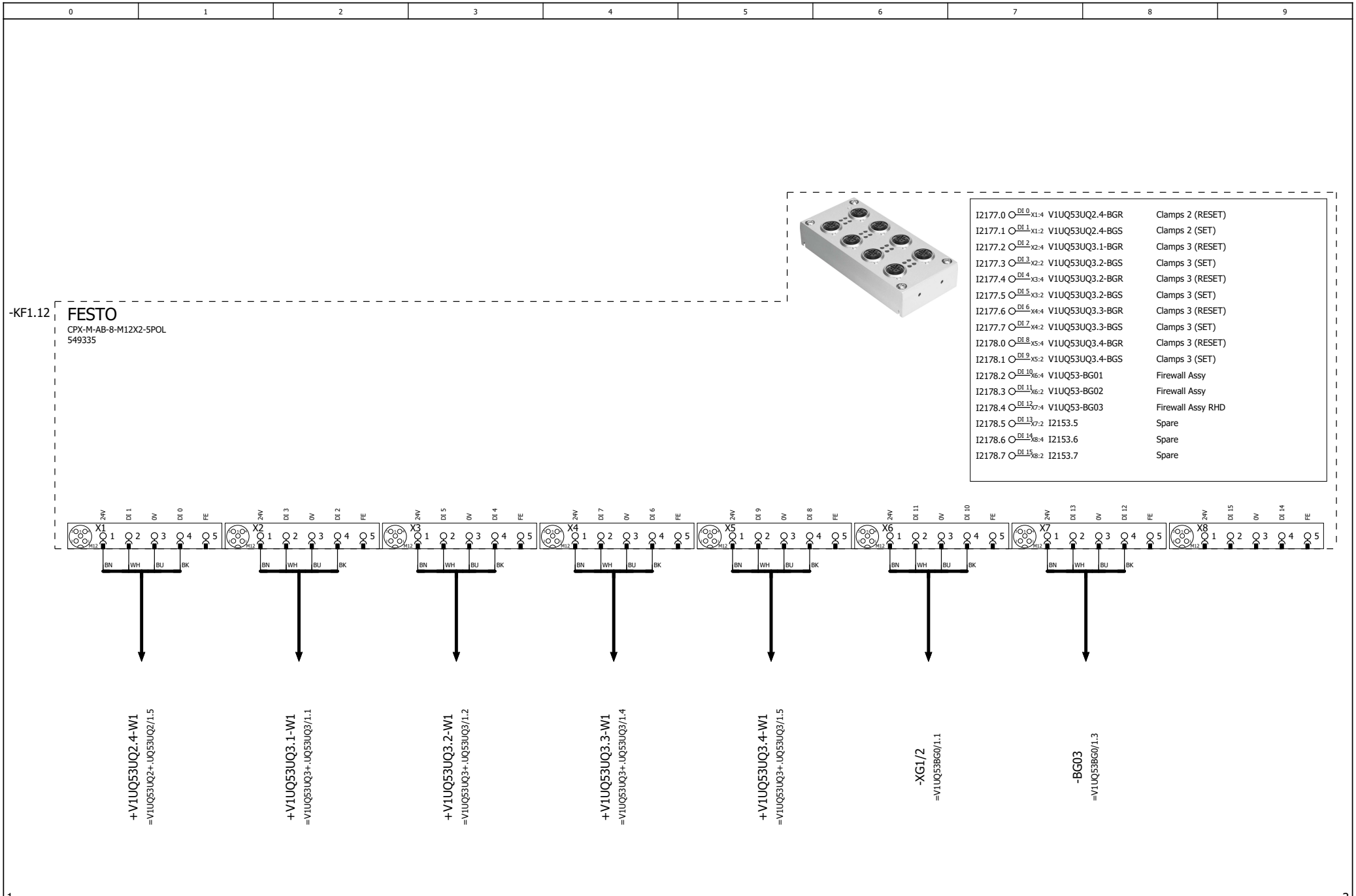

			Date	12/2/2022	Volvo Trucks North America	Valiant TMS	I/O MOD. DI16 (8 x M12) FOR VTSA-F	Drawing name: =2V05&EFS-EL	= V1UQ53KF1 + V1UQ53	
			Ed.	MKLEPADLO	P6700 Firewall - Cell 2V05					
			Appr					Document type: EFS	Project nr: 22-16143	Page 2
Modification	Date	Name	Original		Replacement of / Replaced by	Scale 1:1				1019

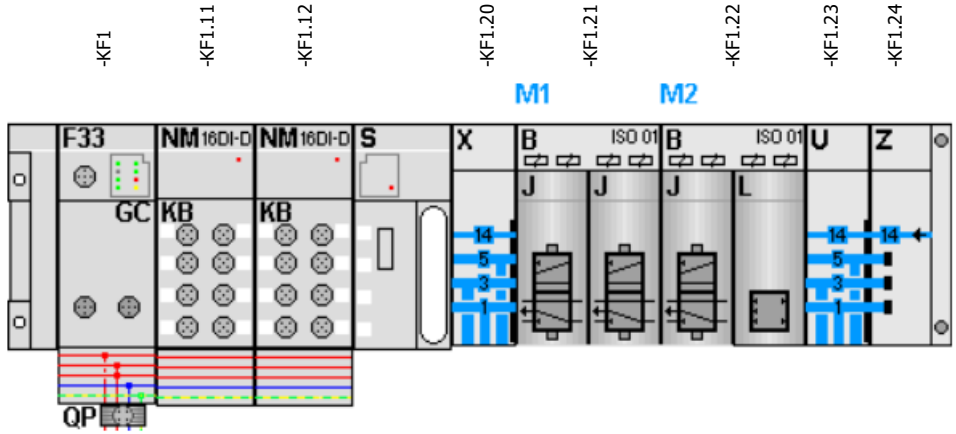

-KF1.21
=V1UQ53UQ1+.UQ53UQ1/1.3
=V1UQ53UQ2+.UQ53UQ2/1.3

FESTO

=V1UQ53UQ1+.UQ53UQ1/1.4	Q2175.0 DO 0.1.1	-QN1.1_Q	Clamps 1 (RST)
=V1UQ53UQ1+.UQ53UQ1/1.4	Q2175.1 DO 1.1.2	-QN1.2_Q	Clamps 1 (SET)
=V1UQ53UQ2+.UQ53UQ2/1.4	Q2175.2 DO 2.2.1	-QN2.1_Q	Clamps 2 (RST)
=V1UQ53UQ2+.UQ53UQ2/1.4	Q2175.3 DO 3.2.2	-QN2.2_Q	Clamps 2 (SET)

-KF1.22
=V1UQ53UQ3+.UQ53UQ3/1.3

FESTO

=V1UQ53UQ3+.UQ53UQ3/1.4	Q2175.4 DO 0.1.1	-QN3.1_Q	Clamps 3 (RST)
=V1UQ53UQ3+.UQ53UQ3/1.4	Q2175.5 DO 1.1.2	-QN3.2_Q	Clamps 3 (SET)
	Q2175.6 DO 2.2.1	-QN4.1_Q	Spare
	Q2175.7 DO 3.2.2	-QN4.2_Q	Spare

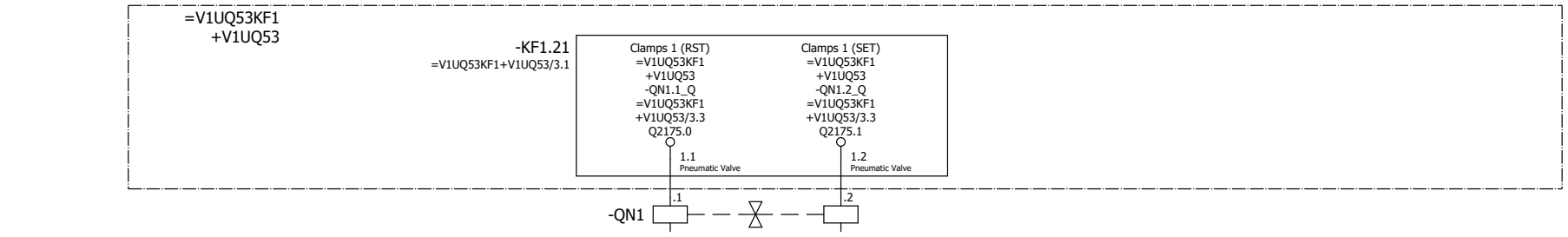

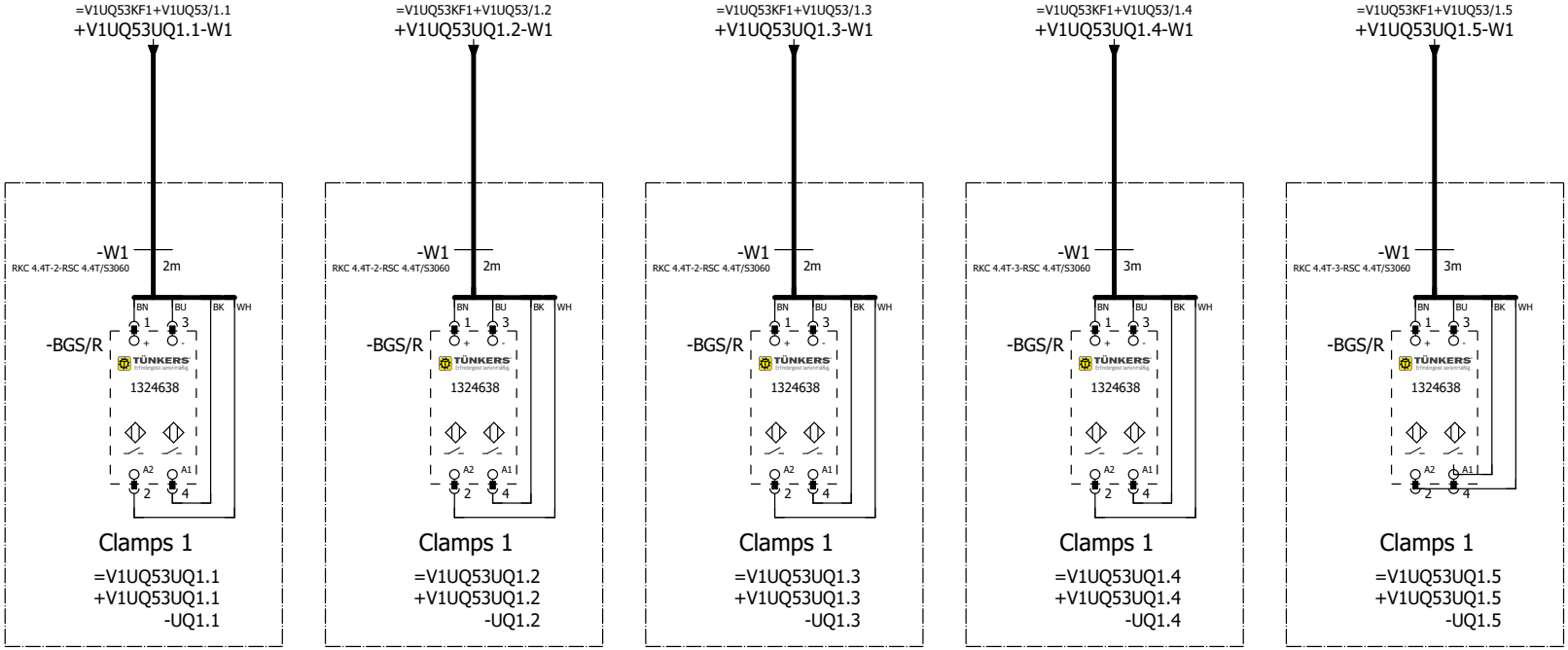

=V1UQ53 -UQ1.1-BGS/R Clamps 1	=V1UQ53 -UQ1.2-BGS/R Clamps 1	=V1UQ53 -UQ1.3-BGS/R Clamps 1	=V1UQ53 -UQ1.4-BGS/R Clamps 1	=V1UQ53 -UQ1.5-BGS/R Clamps 1

=V1UQ53KF1+V1UQ53/3

=V1UQ53UQ2+.UQ53UQ2/1

			Date	12/2/2022	Volvo Trucks North America	Valiant TMS	FESTO DQ CONNECTION QN1	Drawing name: =2V05&EFS-EL	= V1UQ53UQ1	
			Ed.	MKLEPADLO					+ V1UQ53UQ1	
			Appr		P6700 Firewall - Cell 2V05	Scale 1:1		Document type: EFS	Project nr: 22-16143	Page 1
Modification	Date	Name	Original		Replacement of	Replaced by				1019

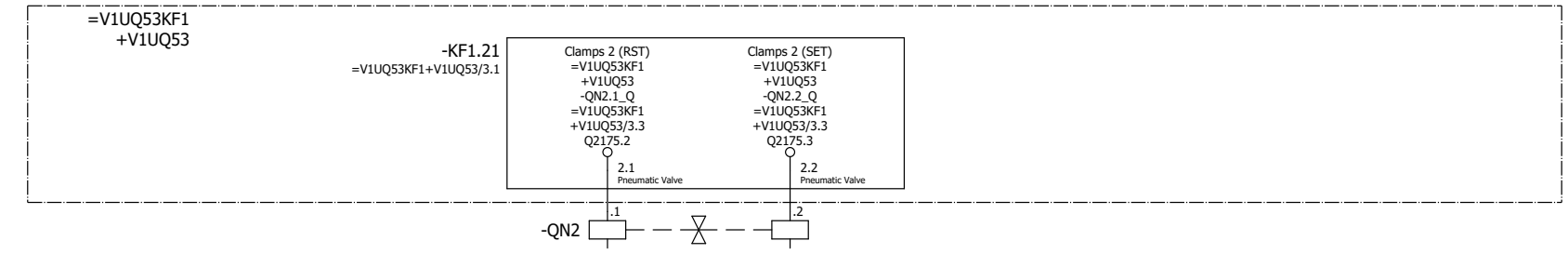

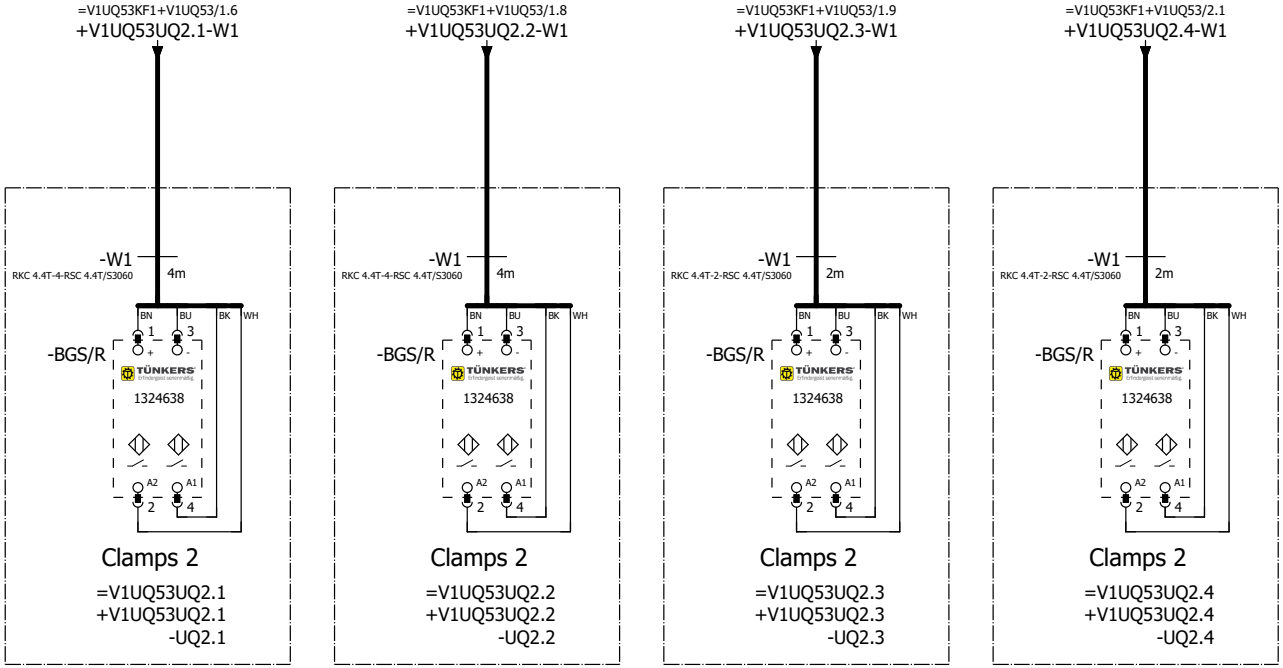

=V1UQ53 -UQ2.1-BGS/R Clamps 2	=V1UQ53 -UQ2.2-BGS/R Clamps 2	=V1UQ53 -UQ2.3-BGS/R Clamps 2	=V1UQ53 -UQ2.4-BGS/R Clamps 2

=V1UQ53UQ1+.UQ53UQ1/1

=V1UQ53UQ3+.UQ53UQ3/1

			Date	12/2/2022	Volvo Trucks North America		Valiant TMS	FESTO DQ CONNECTION QN2	Drawing name: =2V05&EFS-EL	= V1UQ53UQ2 + V1UQ53UQ2	
			Ed.	MKLEPADLO							
			Appr		P6700 Firewall - Cell 2V05		Scale 1:1		Document type: EFS	Project nr: 22-16143	Page 1 / 1019
Modification	Date	Name	Original		Replacement of	Replaced by					

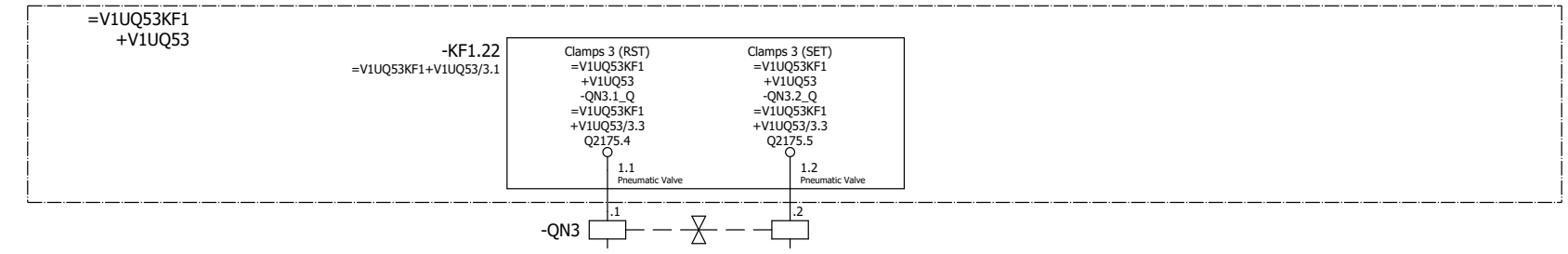

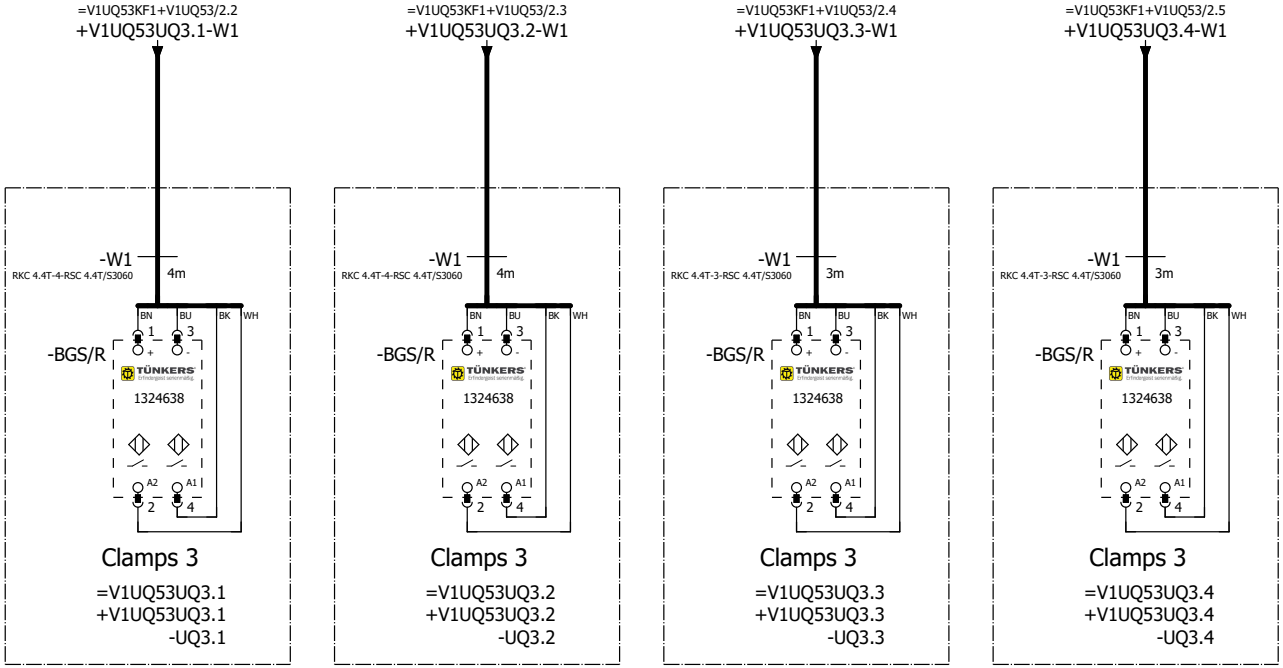

=V1UQ53 -UQ3.1-BGS/R Clamps 3	=V1UQ53 -UQ3.2-BGS/R Clamps 3	=V1UQ53 -UQ3.3-BGS/R Clamps 3	=V1UQ53 -UQ3.4-BGS/R Clamps 3

=V1UQ53UQ2+.UQ53UQ2/1

=V1UQ54BG0+.UQ54/1

			Date	12/2/2022	Volvo Trucks North America		Valiant TMS	FESTO DQ CONNECTION QN3	Drawing name: =2V05&EFS-EL	= V1UQ53UQ3	
			Ed.	MKLEPADLO						+ V1UQ53UQ3	
			Appr		P6700 Firewall - Cell 2V05				Document type: EFS	Project nr: 22-16143	Page 1
Modification	Date	Name	Original		Replacement of	Replaced by	Scale 1:1				1019

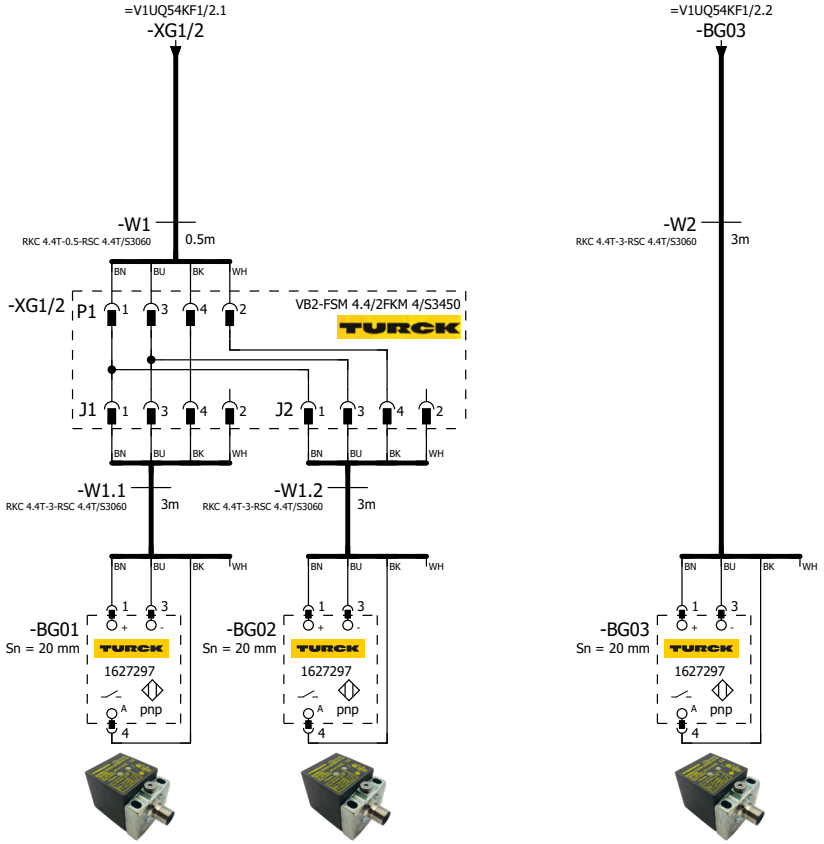

=V1UQ54 -BG01 Firewall Assy LHD/RHD	=V1UQ54 -BG02 Firewall Assy LHD/RHD	=V1UQ54 -BG03 Firewall Assy RHD

=V1UQ53UQ3+.UQ53UQ3/1

=V1UQ54KF1/1

			Date	12/14/2022	Volvo Trucks North America	Valiant TMS	SENSORS	Drawing name: =2V05&EFS-EL	= V1UQ54BG0	
			Ed.	MKLEPADLO					+ V1UQ54	
			Appr		P6700 Firewall - Cell 2V05			Document type: EFS	Project nr: 22-16143	Page 1
Modification	Date	Name	Original		Replacement of	Replaced by	Scale 1:1			1019

=V1WC4+.UC14/20.5 / W1

=V1KF1+.UC14/2.6 / +.UC14-KF100.14-P12

-W1
RSM RKM 56-35M/S3059
35m

-KF100.14-P12
PROFINET Cable
6XV1840-3AH10
32 m

-KF1

X20 M12, 7/8" 1 2 PE 4 5
0V_VAL / OUT
0V_EL / SEN
FE
24V_EL / SEN
24V_VAL / OUT

-TP1 M12
-TP2 M12

ON
OFF
1 2 1 2

FESTO
Bus node + Interlinking block
548755 + 550208

-KF1.11

FESTO
CPX-M-AB-8-M12X2-5POL
549335

I2200.0	DI 0 X1:4	V1UQ54UQ1.1-BGR	Clamps 1 (RESET)
I2200.1	DI 1 X1:2	V1UQ54UQ1.1-BGR	Clamps 1 (SET)
I2200.2	DI 2 X2:4	V1UQ54UQ1.2-BGR	Clamps 1 (RESET)
I2200.3	DI 3 X2:2	V1UQ54UQ1.2-BGR	Clamps 1 (SET)
I2200.4	DI 4 X3:4	V1UQ54UQ1.3-BGR	Clamps 1 (RESET)
I2200.5	DI 5 X3:2	V1UQ54UQ1.3-BGR	Clamps 1 (SET)
I2200.6	DI 6 X4:4	V1UQ54UQ2.1-BGR	Clamps 2 (RESET)
I2200.7	DI 7 X4:2	V1UQ54UQ2.1-BGR	Clamps 2 (SET)
I2201.0	DI 8 X5:4	V1UQ54UQ2.2-BGR	Clamps 2 (RESET)
I2201.1	DI 9 X5:2	V1UQ54UQ2.2-BGR	Clamps 2 (SET)
I2201.2	DI 10 X6:4	V1UQ54UQ3.1-BGR	Shot Pins 3 (RESET)
I2201.3	DI 11 X6:2	V1UQ54UQ3.1-BGR	Shot Pins 3 (SET)
I2201.4	DI 12 X7:4	V1UQ54UQ3.2-BGR	Shot Pins 3 (RESET)
I2201.5	DI 13 X7:2	V1UQ54UQ3.2-BGR	Shot Pins 3 (SET)
I2201.6	DI 14 X8:4	I2151.6	Spare
I2201.7	DI 15 X8:2	I2151.7	Spare

X1 M12: 24V DI 1 0V DI 0 FE — BN WH BU BK
X2 M12: 24V DI 3 0V DI 2 FE — BN WH BU BK
X3 M12: 24V DI 5 0V DI 4 FE — BN WH BU BK
X4 M12: 24V DI 7 0V DI 6 FE — BN WH BU BK
X5 M12: 24V DI 9 0V DI 8 FE — BN WH BU BK
X6 M12: 24V DI 11 0V DI 10 FE — BN WH BU BK
X7 M12: 24V DI 13 0V DI 12 FE — BN WH BU BK
X8 M12: 24V DI 15 0V DI 14 FE

+V1UQ54UQ1.1-W1 =V1UQ54UQ1+.UQ54UQ1/1.1
+V1UQ54UQ1.2-W1 =V1UQ54UQ1+.UQ54UQ1/1.2
+V1UQ54UQ1.3-W1 =V1UQ54UQ1+.UQ54UQ1/1.4
+V1UQ54UQ2.1-W1 =V1UQ54UQ2+.UQ54UQ2/1.1
+V1UQ54UQ2.2-W1 =V1UQ54UQ2+.UQ54UQ2/1.2
+V1UQ54UQ3.1-W1 =V1UQ54UQ3+.UQ54UQ3/1.1
+V1UQ54UQ3.2-W1 =V1UQ54UQ3+.UQ54UQ3/1.2

=V1UQ54BG0/1

			Date	12/2/2022	Volvo Trucks North America	Valiant TMS	CONNECTING MOD. FOR VTSA MANIFOLD	Drawing name: =2V05&EFS-EL	= V1UQ54KF1 + V1UQ54
			Ed.	MKLEPADLO					
			Appr		P6700 Firewall - Cell 2V05			Document type: EFS	Project nr: 22-16143
Modification	Date	Name	Original		Replacement of	Replaced by	Scale 1:1		Page 1 / 1019

-KF1.12

FESTO

CPX-M-AB-8-M12X2-5POL

549335

I2202.0	DI 0 X1:4	V1UQ54-BG01	Firewall Assy LHD/RHD
I2202.1	DI 1 X1:2	V1UQ54-BG02	Firewall Assy LHD/RHD
I2202.2	DI 2 X2:4	V1UQ54-BG03	Firewall Assy RHD
I2202.3	DI 3 X2:2	I2152.3	Spare
I2202.4	DI 4 X3:4	I2152.4	Spare
I2202.5	DI 5 X3:2	I2152.5	Spare
I2202.6	DI 6 X4:4	I2152.6	Spare
I2202.7	DI 7 X4:2	I2152.7	Spare
I2203.0	DI 8 X5:4	I2153.0	Spare
I2203.1	DI 9 X5:2	I2153.1	Spare
I2203.2	DI 10 X6:4	I2153.2	Spare
I2203.3	DI 11 X6:2	I2153.3	Spare
I2203.4	DI 12 X7:4	I2153.4	Spare
I2203.5	DI 13 X7:2	I2153.5	Spare
I2203.6	DI 14 X8:4	I2153.6	Spare
I2203.7	DI 15 X8:2	I2153.7	Spare

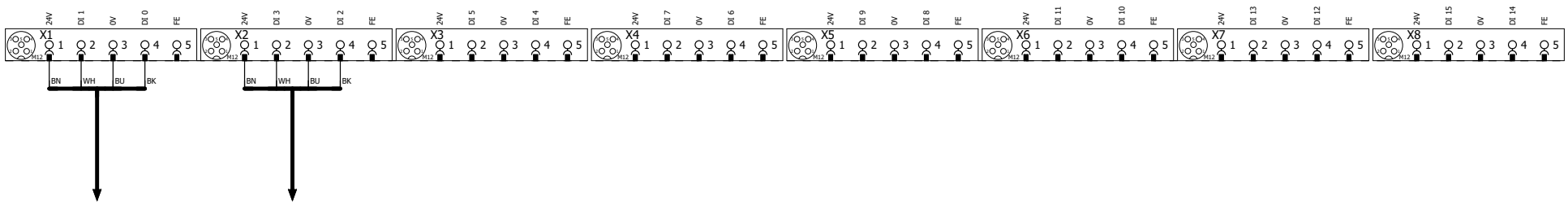

-XG1/2

=V1UQ54BG0/1.1

-BG03

=V1UQ54BG0/1.3

			Date	12/16/2022	Volvo Trucks North America		Valiant TMS	I/O MOD. DI16 (8 x M12) FOR VTSA-F	Drawing name: =2V05&EFS-EL	= V1UQ54KF1	
			Ed.	KMAFFRE						+ V1UQ54	
			Appr		P6700 Firewall - Cell 2V05		Scale 1:1		Document type: EFS	Project nr: 22-16143	Page 2
Modification	Date	Name	Original		Replacement of	Replaced by					1019

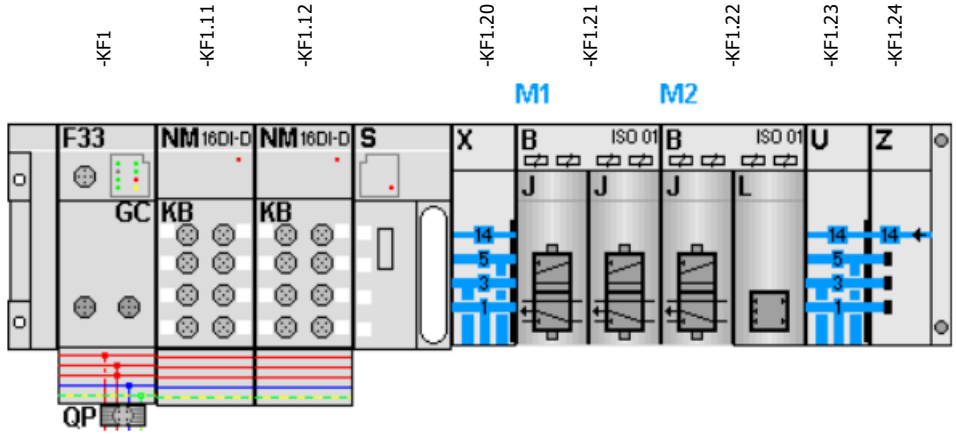

-KF1.21
=V1UQ54UQ1+.UQ54UQ1/1.3
=V1UQ54UQ2+.UQ54UQ2/1.3

FESTO

=V1UQ54UQ1+.UQ54UQ1/1.4	Q2200.0 DO 0 1.1	-QN1.1_Q	Clamps 1 (RST)
=V1UQ54UQ1+.UQ54UQ1/1.4	Q2200.1 DO 1 1.2	-QN1.2_Q	Clamps 1 (SET)
=V1UQ54UQ2+.UQ54UQ2/1.4	Q2200.2 DO 2 2.1	-QN2.1_Q	Clamps 2 (RST)
=V1UQ54UQ2+.UQ54UQ2/1.4	Q2200.3 DO 3 2.2	-QN2.2_Q	Clamps 2 (SET)

-KF1.22
=V1UQ54UQ3+.UQ54UQ3/1.3

FESTO

=V1UQ54UQ3+.UQ54UQ3/1.4	Q2200.4 DO 0 1.1	-QN3.1_Q	Shot Pins (RST)
=V1UQ54UQ3+.UQ54UQ3/1.4	Q2200.5 DO 1 1.2	-QN3.2_Q	Shot Pins (SET)
	Q2200.6 DO 2 2.1	-QN4.1_Q	Spare
	Q2200.7 DO 3 2.2	-QN4.2_Q	Spare

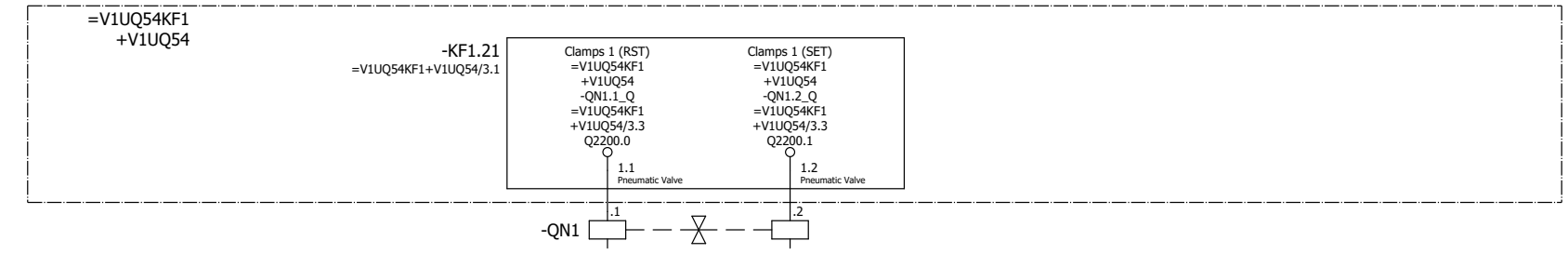

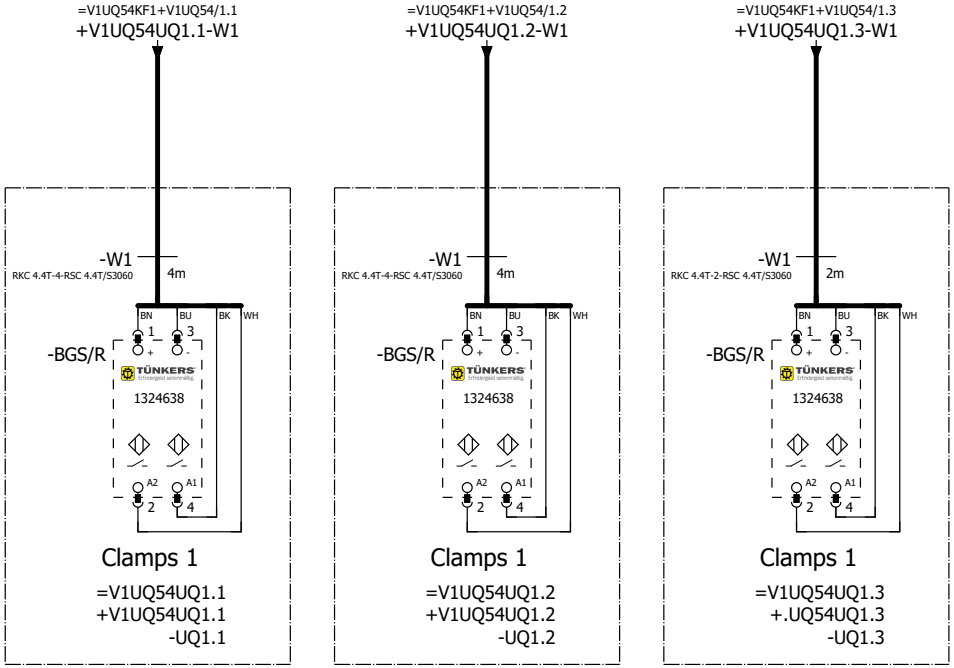

=V1UQ54
-UQ1.1-BGS/R
Clamps 1

=V1UQ54
-UQ1.2-BGS/R
Clamps 1

=V1UQ54
-UQ1.3-BGS/R
Clamps 1

=V1UQ54KF1+V1UQ54/3

=V1UQ54UQ2+.UQ54UQ2/1

			Date	12/2/2022	Volvo Trucks North America	Valiant TMS	FESTO DQ CONNECTION QN1	Drawing name: =2V05&EFS-EL	= V1UQ54UQ1	
			Ed.	MKLEPADLO					+ V1UQ54UQ1	
			Appr		P6700 Firewall - Cell 2V05			Document type: EFS	Project nr: 22-16143	Page 1
Modification	Date	Name	Original		Replacement of	Replaced by	Scale 1:1			1019

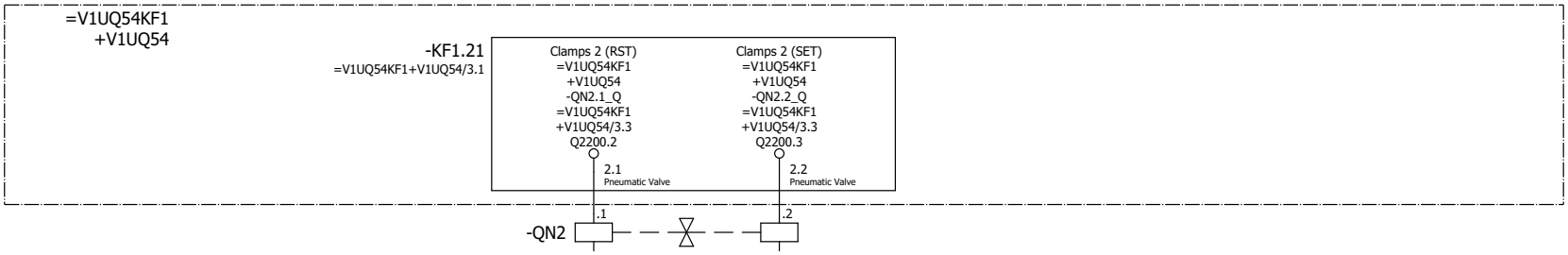

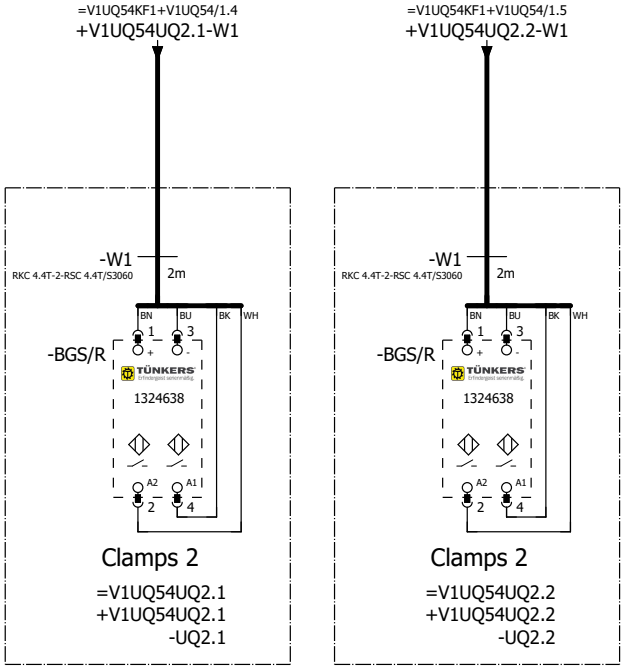

=V1UQ54
-UQ2.1-BGS/R
Clamps 2

=V1UQ54
-UQ2.2-BGS/R
Clamps 2

=V1UQ54UQ1+.UQ54UQ1/1

=V1UQ54UQ3+.UQ54UQ3/1

			Date	12/2/2022	Volvo Trucks North America		Valiant TMS	FESTO DQ CONNECTION QN2	Drawing name: =2V05&EFS-EL	= V1UQ54UQ2 + V1UQ54UQ2
			Ed.	MKLEPADLO						
			Appr		P6700 Firewall - Cell 2V05		Scale 1:1		Document type: EFS	Project nr: 22-16143
Modification	Date	Name	Original		Replacement of	Replaced by				Page 1 / 1019

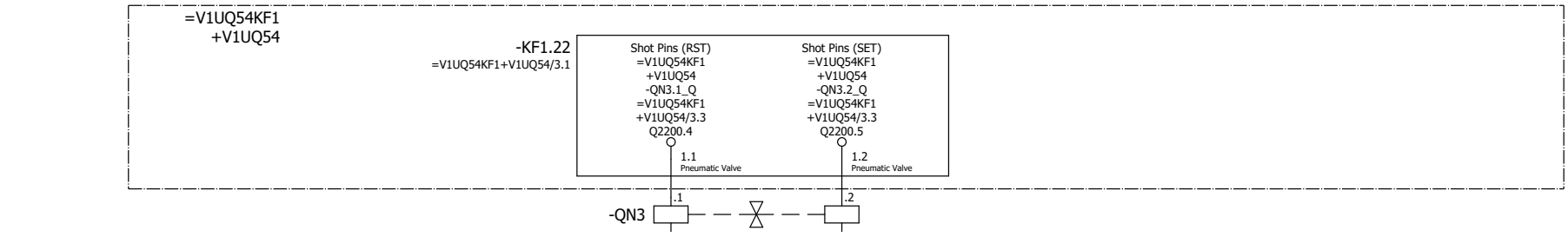

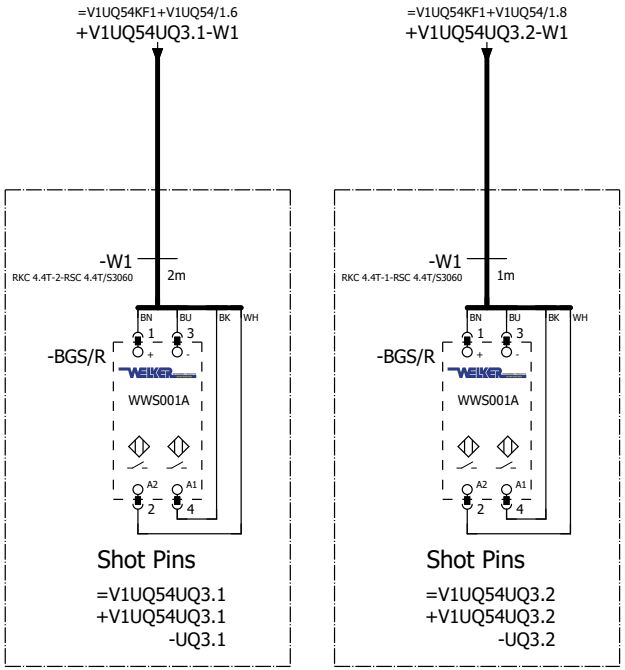

=V1UQ54
-UQ3.1-BGS/R
Shot Pins

=V1UQ54
-UQ3.2-BGS/R
Shot Pins

=V1UQ54UQ2+.UQ54UQ2/1

=V1UQ55BG0+.UQ55/1

			Date	12/2/2022	Volvo Trucks North America		Valiant TMS	FESTO DQ CONNECTION QN3	Drawing name: =2V05&EFS-EL	= V1UQ54UQ3
			Ed.	MKLEPADLO						+ V1UQ54UQ3
			Appr		P6700 Firewall - Cell 2V05				Document type: EFS	Project nr: 22-16143
Modification	Date	Name	Original		Replacement of	Replaced by	Scale 1:1			Page 1 / 1019

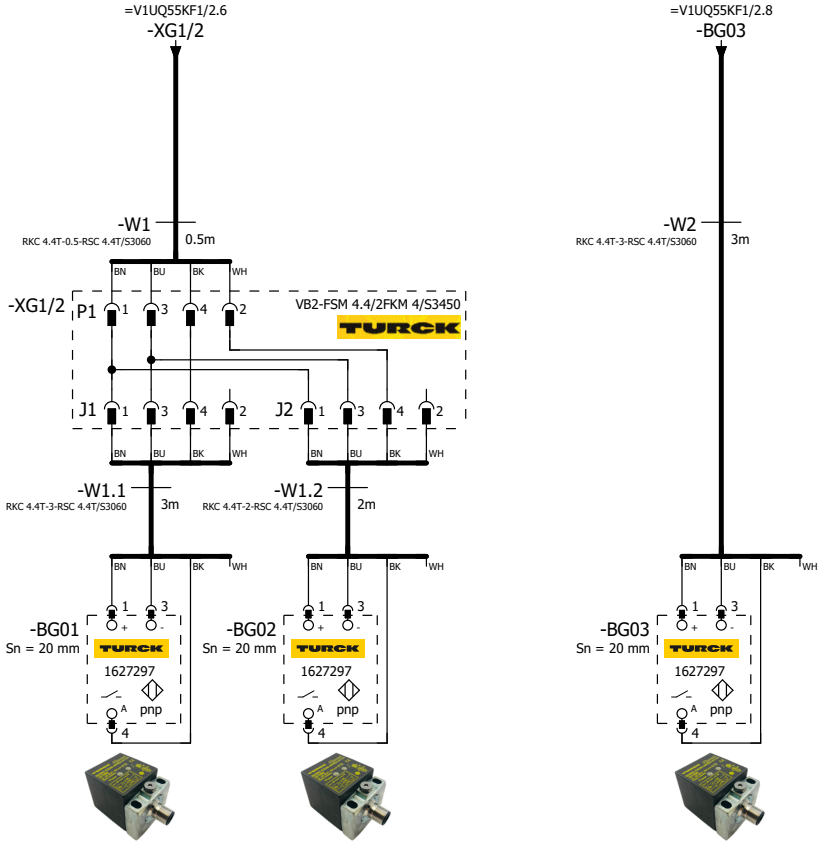

=V1UQ55 -BG01 LHD/RHD Firewall	=V1UQ55 -BG02 LHD/RHD Firewall	=V1UQ55 -BG03 RHD Firewall

=V1UQ54UQ3+.UQ54UQ3/1 =V1UQ55KF1/1

			Date	12/2/2022	Volvo Trucks North America	Valiant TMS	SENSORS	Drawing name: =2V05&EFS-EL	= V1UQ55BG0	
			Ed.	MKLEPADLO					+ V1UQ55	
			Appr		P6700 Firewall - Cell 2V05	Scale 1:1		Document type: EFS	Project nr: 22-16143	Page 1
Modification	Date	Name	Original		Replacement of	Replaced by				1019

=V1WC4+.UC14/21.5 / W1

=V1KF1+.UC14/2.6 / +.UC14-KF100.14-P13

-W1
RSM RKM 56-25M/S3059
25m

-KF100.14-P13
PROFINET Cable
6XV1840-3AH10
25 m

-KF1

X20 M12, 7/8" 1 2 PE 4 5
0V_VAL / OUT
0V_EL / SEN
FE
24V_EL / SEN
24V_VAL / OUT

-TP1 M12
-TP2 M12

ON
OFF
1 2 1 2

FESTO
Bus node + Interlinking block
548755 + 550208

-KF1.11

FESTO
CPX-M-AB-8-M12X2-5POL
549335

I2225.0	DI 0 X1:4	V1UQ55UQ1.1-BGR	Clamps 1 (RESET)
I2225.1	DI 1 X1:2	V1UQ55UQ1.1-BGS	Clamps 1 (SET)
I2225.2	DI 2 X2:4	V1UQ55UQ1.2-BGR	Clamps 1 (RESET)
I2225.3	DI 3 X2:2	V1UQ55UQ1.2-BGS	Clamps 1 (SET)
I2225.4	DI 4 X3:4	V1UQ55UQ1.3-BGR	Clamps 1 (RESET)
I2225.5	DI 5 X3:2	V1UQ55UQ1.3-BGS	Clamps 1 (SET)
I2225.6	DI 6 X4:4	V1UQ55UQ1.4-BGR	Clamps 1 (RESET)
I2225.7	DI 7 X4:2	V1UQ55UQ1.4-BGS	Clamps 1 (SET)
I2226.0	DI 8 X5:4	V1UQ55UQ2.1-BGR	Clamps 1 (RESET)
I2226.1	DI 9 X5:2	V1UQ55UQ2.1-BGS	Clamps 1 (SET)
I2226.2	DI 10 X6:4	V1UQ55UQ2.2-BGR	Clamps 2 (RESET)
I2226.3	DI 11 X6:2	V1UQ55UQ2.2-BGS	Clamps 2 (SET)
I2226.4	DI 12 X7:4	V1UQ55UQ2.3-BGR	Clamps 2 (RESET)
I2226.5	DI 13 X7:2	V1UQ55UQ2.3-BGS	Clamps 2 (SET)
I2226.6	DI 14 X8:4	V1UQ55UQ2.4-BGR	Clamps 2 (RESET)
I2226.7	DI 15 X8:2	V1UQ55UQ2.4-BGS	Clamps 2 (SET)

X1 M12: 24V DI 1 0V DI 0 FE — BN WH BU BK
X2 M12: 24V DI 3 0V DI 2 FE — BN WH BU BK
X3 M12: 24V DI 5 0V DI 4 FE — BN WH BU BK
X4 M12: 24V DI 7 0V DI 6 FE — BN WH BU BK
X5 M12: 24V DI 9 0V DI 8 FE — BN WH BU BK
X6 M12: 24V DI 11 0V DI 10 FE — BN WH BU BK
X7 M12: 24V DI 13 0V DI 12 FE — BN WH BU BK
X8 M12: 24V DI 15 0V DI 14 FE — BN WH BU BK

+V1UQ55UQ1.1-W1 =V1UQ55UQ1+.UQ55UQ1/1.1
+V1UQ55UQ1.2-W1 =V1UQ55UQ1+.UQ55UQ1/1.2
+V1UQ55UQ1.3-W1 =V1UQ55UQ1+.UQ55UQ1/1.4
+V1UQ55UQ1.4-W1 =V1UQ55UQ1+.UQ55UQ1/1.5
+V1UQ55UQ2.1-W1 =V1UQ55UQ2+.UQ55UQ2/1.1
+V1UQ55UQ2.2-W1 =V1UQ55UQ2+.UQ55UQ2/1.2
+V1UQ55UQ2.3-W1 =V1UQ55UQ2+.UQ55UQ2/1.4
+V1UQ55UQ2.4-W1 =V1UQ55UQ2+.UQ55UQ2/1.5

=V1UQ55BG0/1

			Date	12/2/2022	Volvo Trucks North America	Valiant TMS	CONNECTING MOD. FOR VTSA MANIFOLD	Drawing name: =2V05&EFS-EL	= V1UQ55KF1 + V1UQ55
			Ed.	MKLEPADLO					
			Appr		P6700 Firewall - Cell 2V05			Document type: EFS	Project nr: 22-16143
Modification	Date	Name	Original		Replacement of	Replaced by	Scale 1:1		Page 1 / 1019

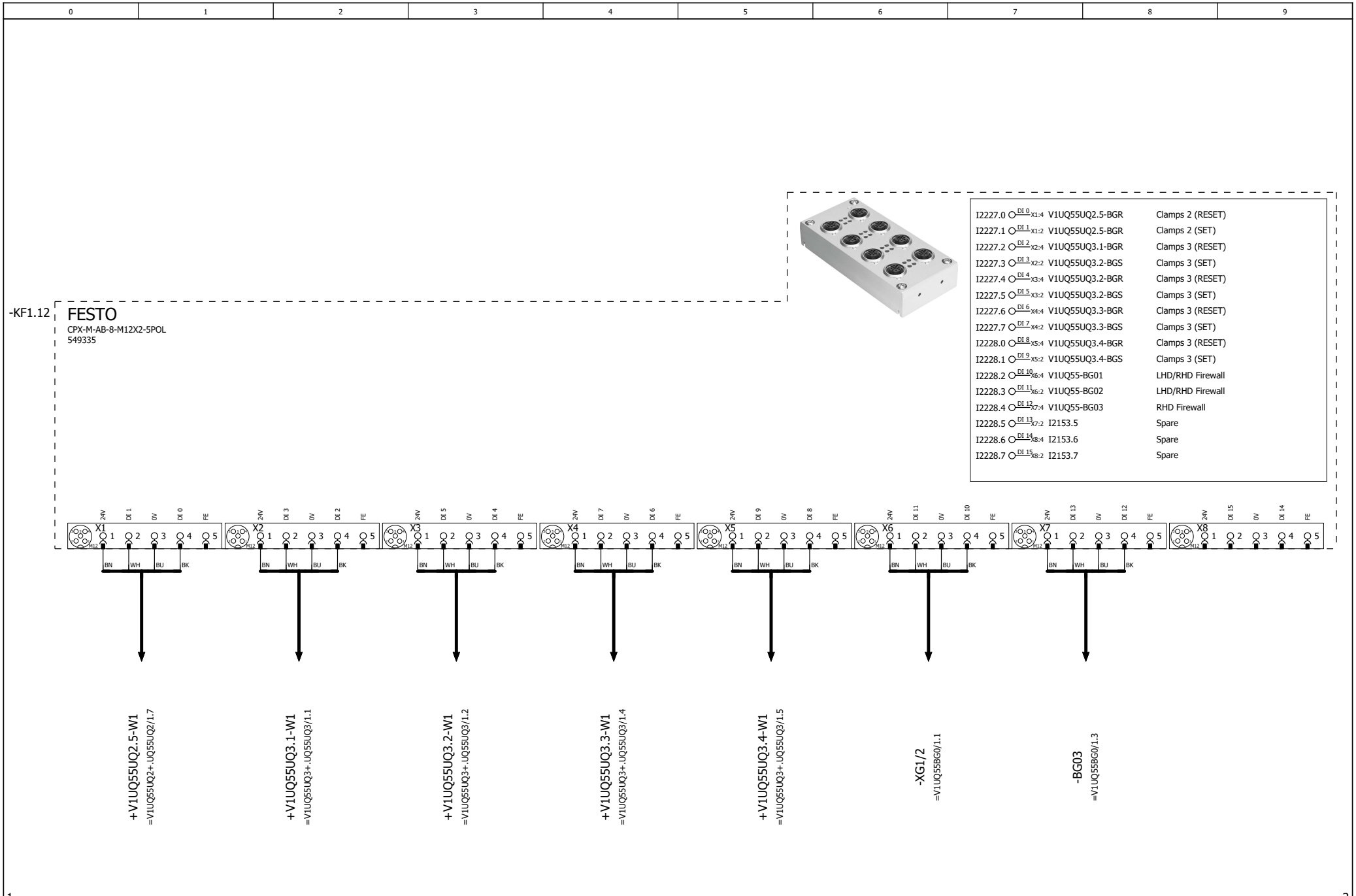

			Date	12/2/2022	Volvo Trucks North America	Valiant TMS	I/O MOD. DI16 (8 x M12) FOR VTSA-F	Drawing name: =2V05&EFS-EL	= V1UQ55KF1 + V1UQ55	
			Ed.	MKLEPADLO	P6700 Firewall - Cell 2V05					
			Appr					Document type: EFS	Project nr: 22-16143	Page 2
Modification	Date	Name	Original		Replacement of / Replaced by	Scale 1:1				1019

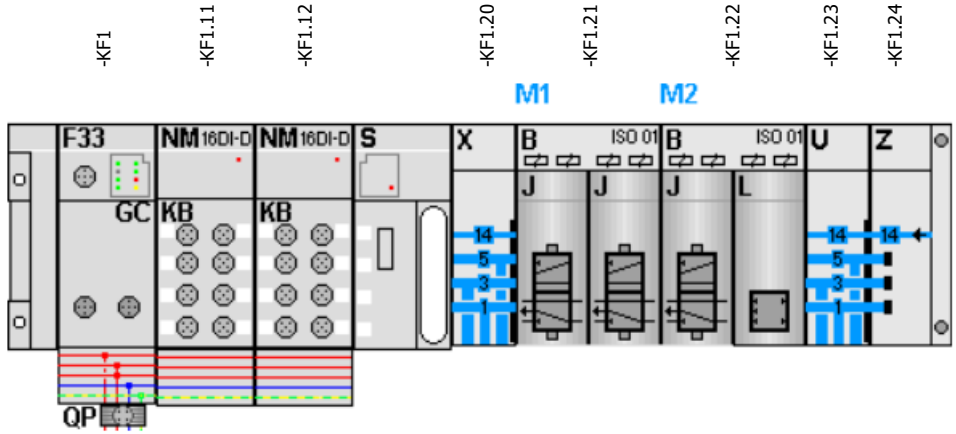

-KF1.21
=V1UQ55UQ1+.UQ55UQ1/1.3
=V1UQ55UQ2+.UQ55UQ2/1.3

FESTO

=V1UQ55UQ1+.UQ55UQ1/1.4	Q2225.0 DO 0 1.1	-QN1.1_Q	Clamps 1 (RST)
=V1UQ55UQ1+.UQ55UQ1/1.4	Q2225.1 DO 1 1.2	-QN1.2_Q	Clamps 1 (SET)
=V1UQ55UQ2+.UQ55UQ2/1.4	Q2225.2 DO 2 2.1	-QN2.1_Q	Clamps 2 (RST)
=V1UQ55UQ2+.UQ55UQ2/1.4	Q2225.3 DO 3 2.2	-QN2.2_Q	Clamps 2 (SET)

-KF1.22
=V1UQ55UQ3+.UQ55UQ3/1.3

FESTO

=V1UQ55UQ3+.UQ55UQ3/1.4	Q2225.4 DO 0 1.1	-QN3.1_Q	Clamps 3 (RST)
=V1UQ55UQ3+.UQ55UQ3/1.4	Q2225.5 DO 1 1.2	-QN3.2_Q	Clamps 3 (SET)
	Q2225.6 DO 2 2.1	-QN4.1_Q	Spare
	Q2225.7 DO 3 2.2	-QN4.2_Q	Spare

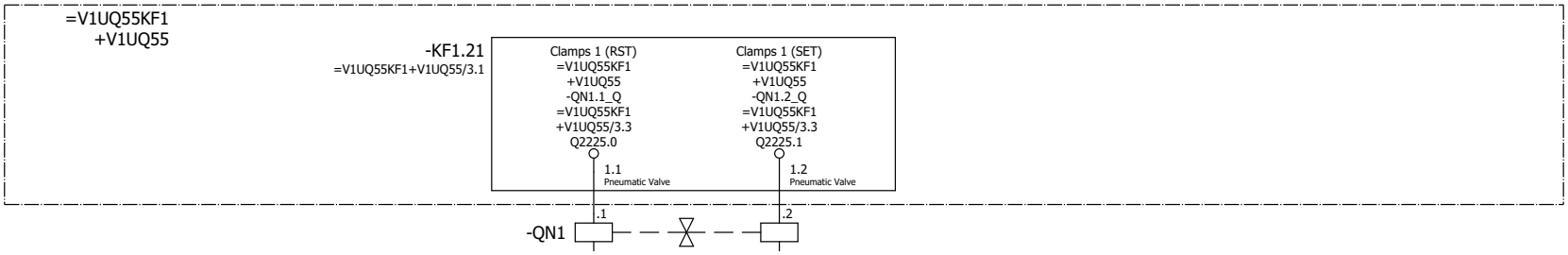

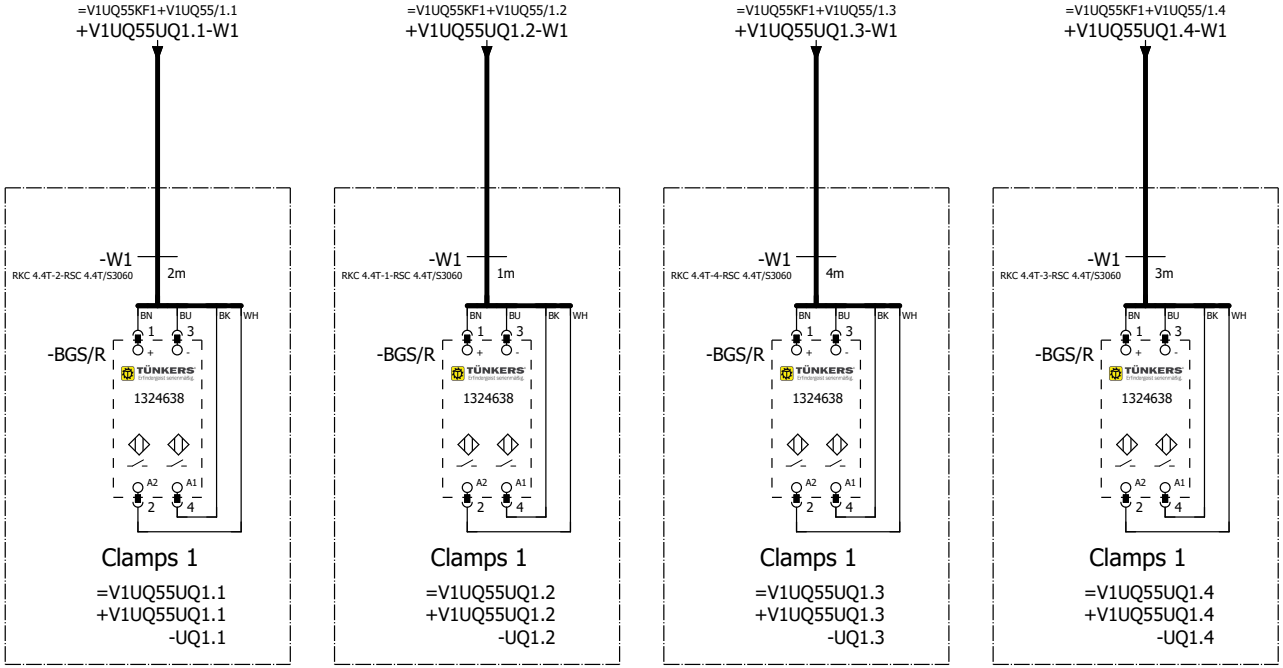

=V1UQ55 -UQ1.1-BGS/R Clamps 1	=V1UQ55 -UQ1.2-BGS/R Clamps 1	=V1UQ55 -UQ1.3-BGS/R Clamps 1	=V1UQ55 -UQ1.4-BGS/R Clamps 1

=V1UQ55KF1+V1UQ55/3

=V1UQ55UQ2+.UQ55UQ2/1

			Date	12/2/2022	Volvo Trucks North America	Valiant TMS	FESTO DQ CONNECTION QN1	Drawing name: =2V05&EFS-EL	= V1UQ55UQ1	
			Ed.	MKLEPADLO					+ V1UQ55UQ1	
			Appr		P6700 Firewall - Cell 2V05	Scale 1:1		Document type: EFS	Project nr: 22-16143	Page 1
Modification	Date	Name	Original		Replacement of	Replaced by				1019

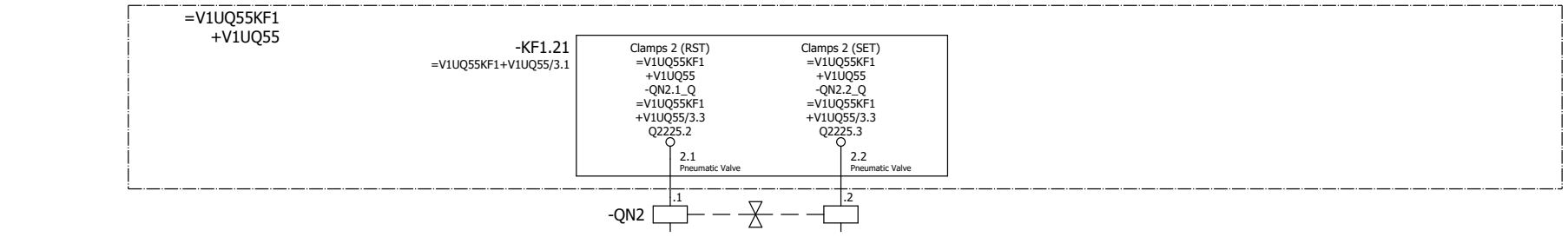

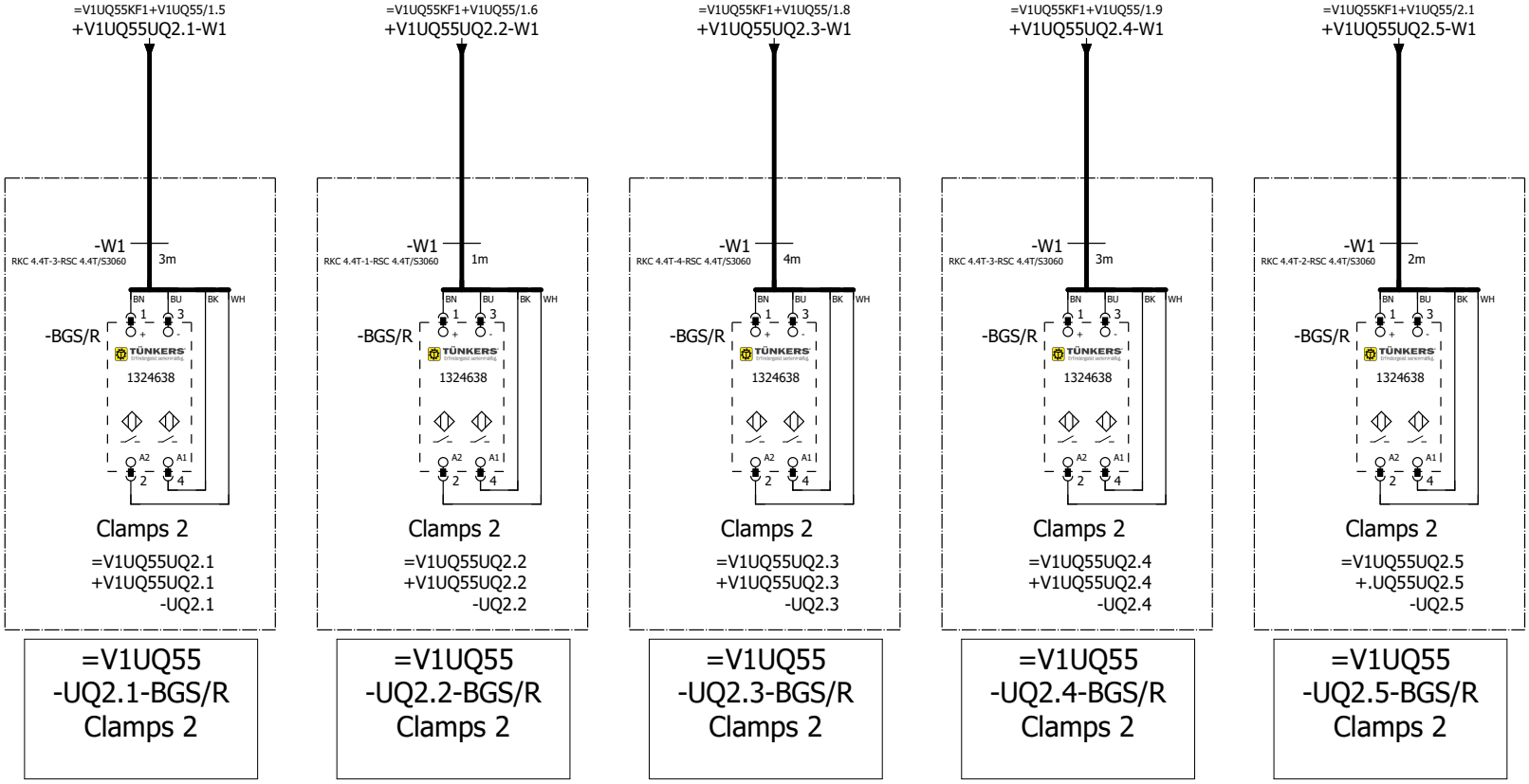

=V1UQ55 -UQ2.1-BGS/R Clamps 2	=V1UQ55 -UQ2.2-BGS/R Clamps 2	=V1UQ55 -UQ2.3-BGS/R Clamps 2	=V1UQ55 -UQ2.4-BGS/R Clamps 2	=V1UQ55 -UQ2.5-BGS/R Clamps 2

=V1UQ55UQ1+.UQ55UQ1/1

=V1UQ55UQ3+.UQ55UQ3/1

			Date	12/2/2022	Volvo Trucks North America	Valiant TMS	FESTO DQ CONNECTION QN2	Drawing name: =2V05&EFS-EL	= V1UQ55UQ2	
			Ed.	MKLEPADLO					+ V1UQ55UQ2	
			Appr		P6700 Firewall - Cell 2V05			Document type: EFS	Project nr: 22-16143	Page 1
Modification	Date	Name	Original		Replacement of	Replaced by	Scale 1:1			1019

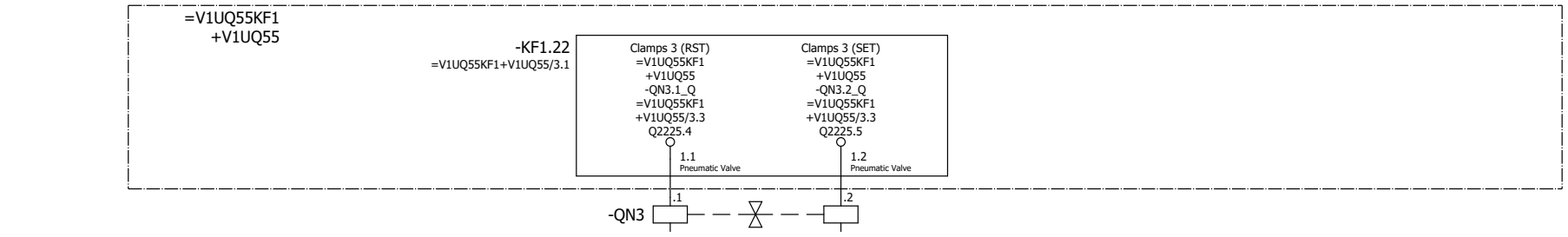

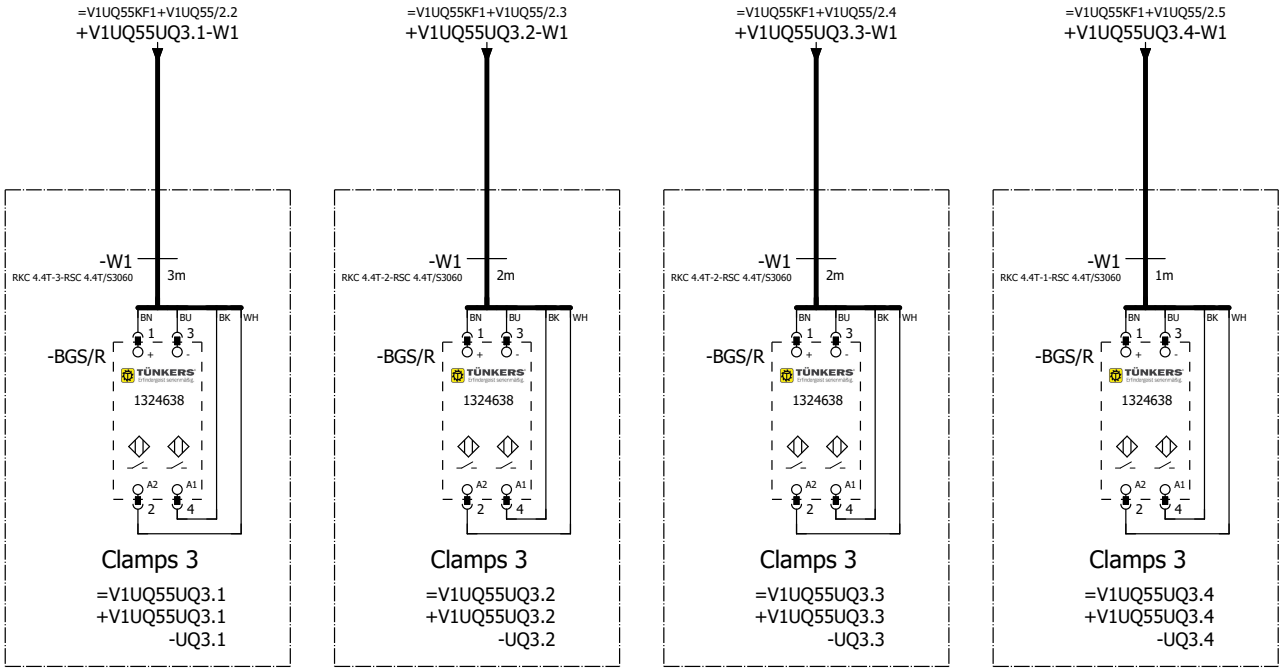

=V1UQ55 -UQ3.1-BGS/R Clamps 3	=V1UQ55 -UQ3.2-BGS/R Clamps 3	=V1UQ55 -UQ3.3-BGS/R Clamps 3	=V1UQ55 -UQ3.4-BGS/R Clamps 3

=V1UQ55UQ2+.UQ55UQ2/1

=V1WC1+.UC11/1

			Date	12/2/2022	Volvo Trucks North America	Valiant TMS	FESTO DQ CONNECTION QN3	Drawing name: =2V05&EFS-EL	= V1UQ55UQ3	
			Ed.	MKLEPADLO					+ V1UQ55UQ3	
			Appr		P6700 Firewall - Cell 2V05			Document type: EFS	Project nr: 22-16143	Page 1
Modification	Date	Name	Original		Replacement of	Replaced by	Scale 1:1			1019

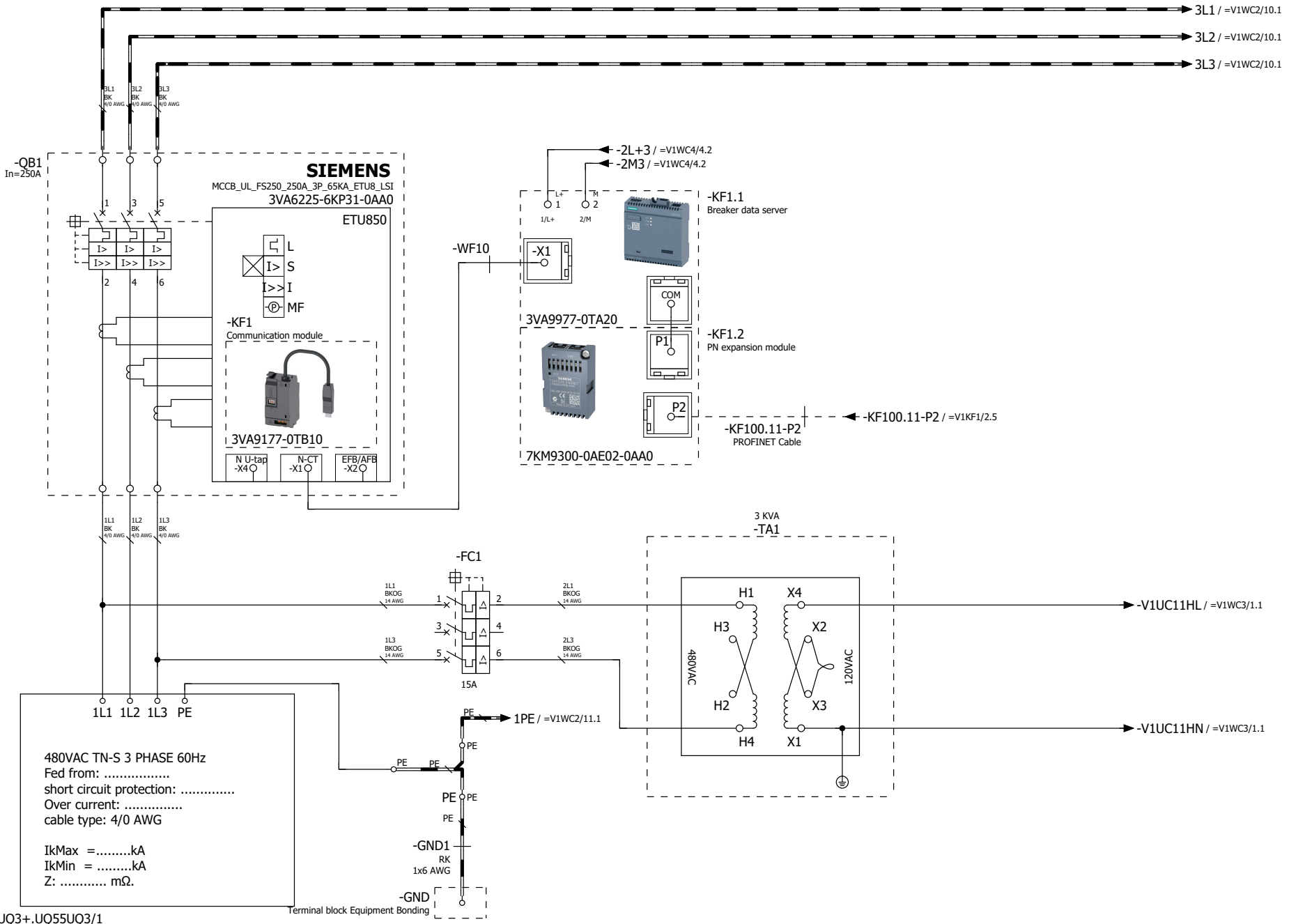

=V1UQ55UQ3+.UQ55UQ3/1 +.UC12/1

			Date	12/2/2022	Volvo Trucks North America	Valiant TMS	Incoming power supply 480 VAC	Drawing name: =2V05&EFS-EL	= V1WC1	
			Ed.	MKLEPADLO					+ V1UC11	
			Appr		P6700 Firewall - Cell 2V05			Document type: EFS	Project nr: 22-16143	Page 1
Modification	Date	Name	Original		Replacement of	Replaced by	Scale 1:1			1019

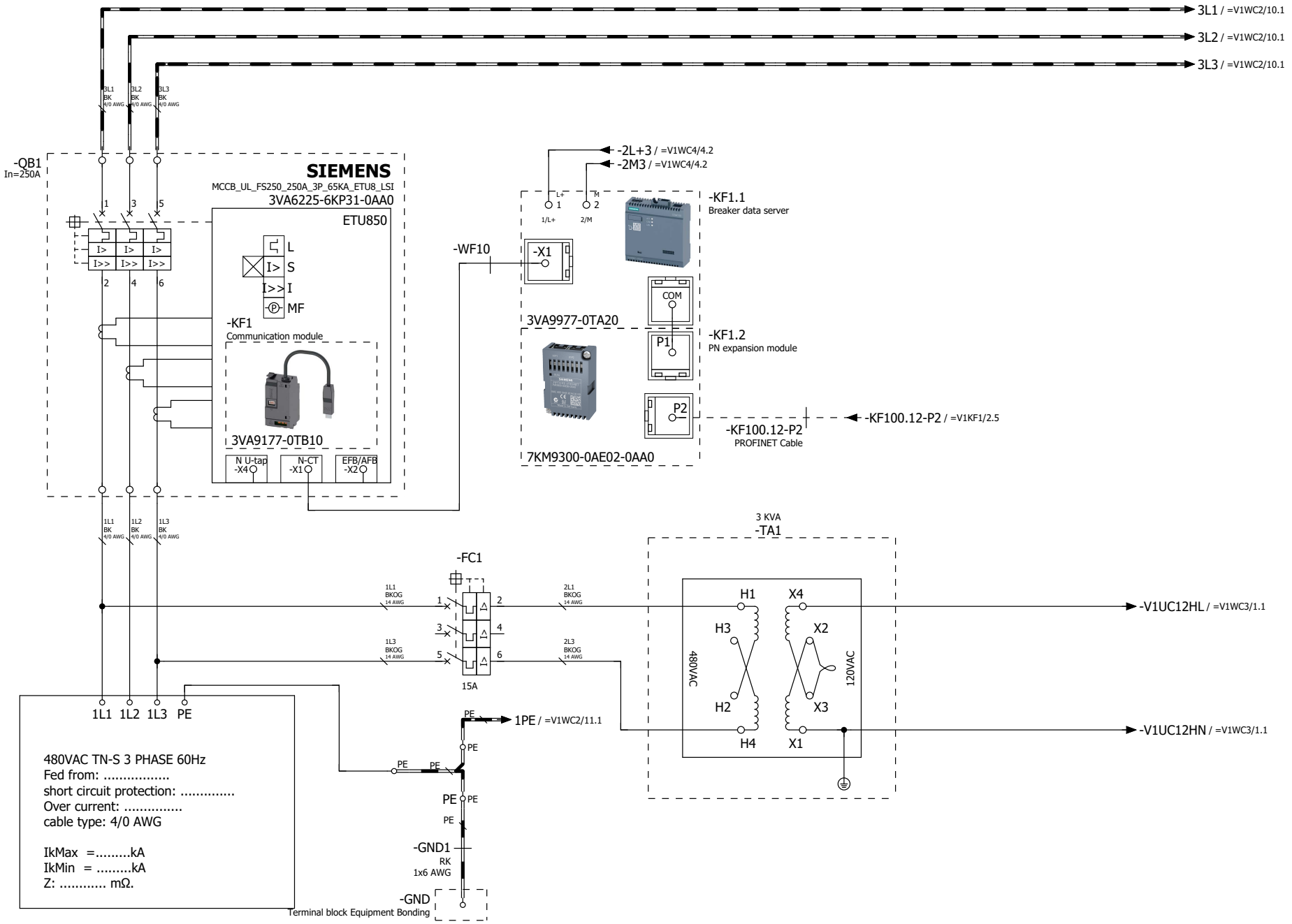

			Date	12/2/2022	Volvo Trucks North America		Valiant TMS	Incoming power supply 480 VAC	Drawing name: =2V05&EFS-EL	= V1WC1 + V1UC12
			Ed.	MKLEPADLO	P6700 Firewall - Cell 2V05					
			Appr				Scale 1:1		Document type: EFS	Project nr: 22-16143
Modification	Date	Name	Original		Replacement of	Replaced by				Page 1 / 1019

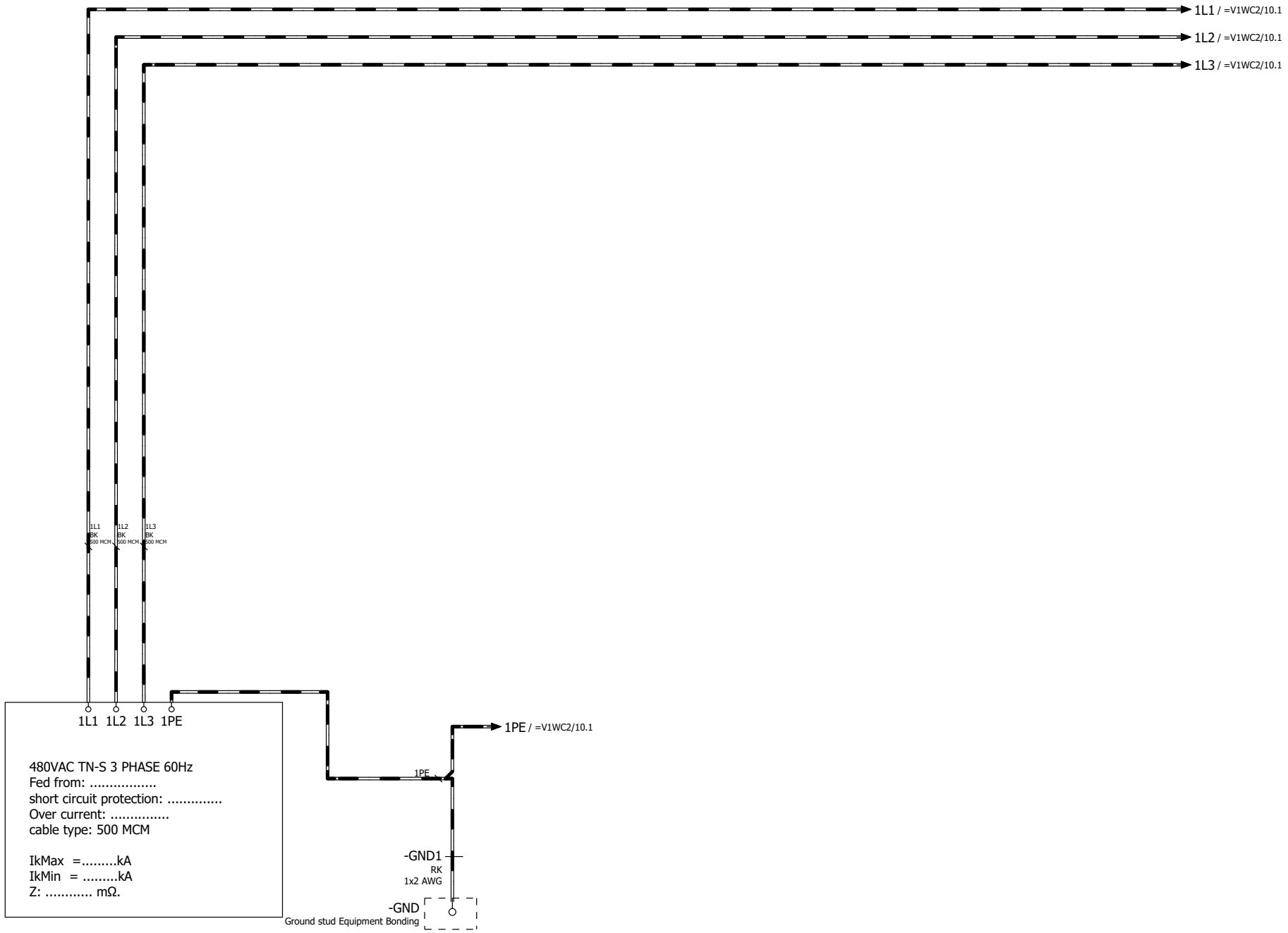

+.UC12/1

+.UC162/1

			Date	12/2/2022	Volvo Trucks North America		Valiant TMS	Incoming weld power supply 480 VAC	Drawing name: =2V05&EFS-EL	= V1WC1
			Ed.	MKLEPADLO						+ V1UC161
			Appr		P6700 Firewall - Cell 2V05				Document type: EFS	Project nr: 22-16143
Modification	Date	Name	Original		Replacement of	Replaced by	Scale 1:1			Page 1 / 1019

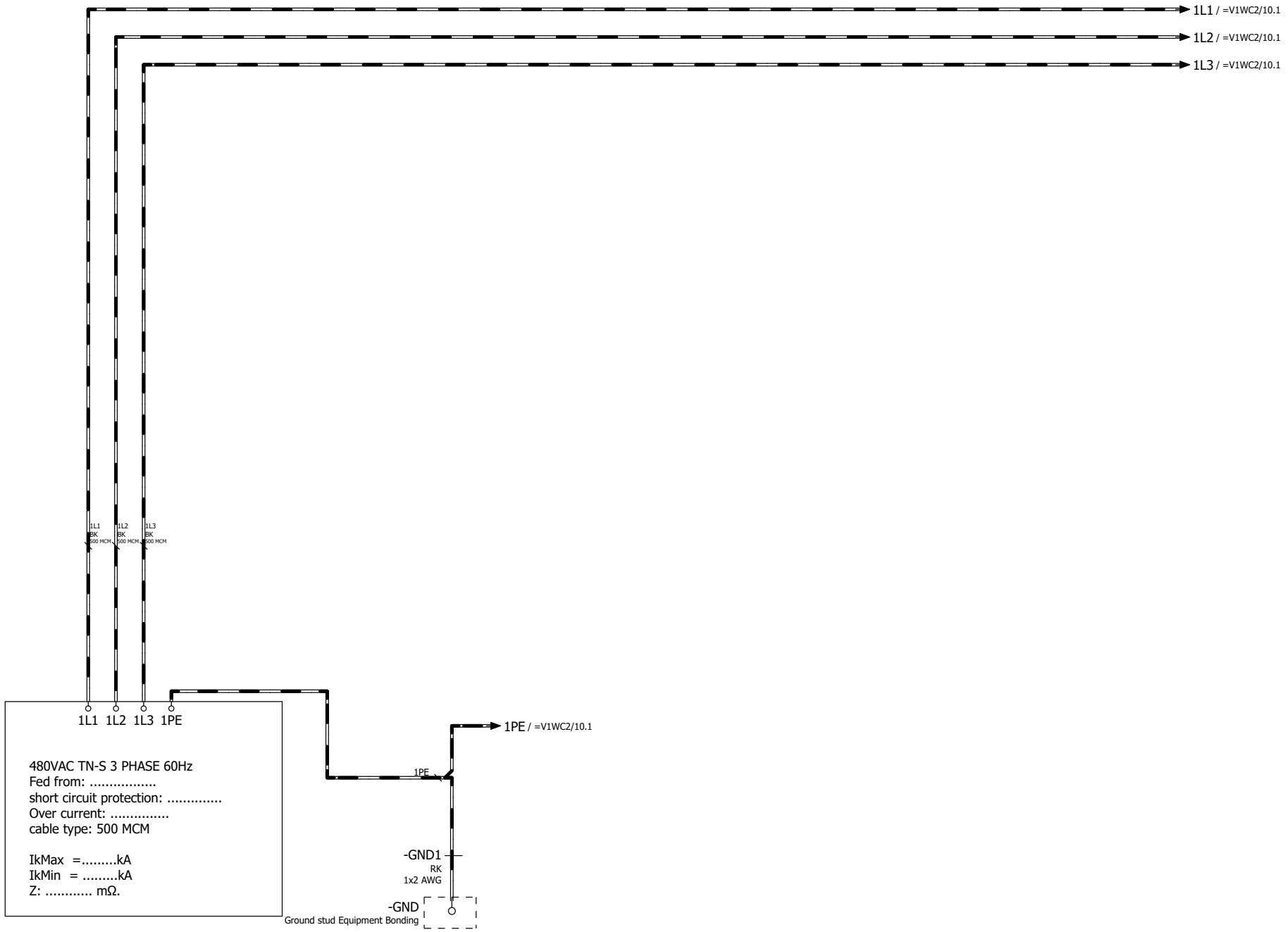

+.UC161/1

+.UC163/1

			Date	12/2/2022	Volvo Trucks North America		Valiant TMS	Incoming weld power supply 480 VAC	Drawing name: =2V05&EFS-EL	= V1WC1	
			Ed.	MKLEPADLO						+ V1UC162	
			Appr		P6700 Firewall - Cell 2V05				Document type: EFS	Project nr: 22-16143	Page 1
Modification	Date	Name	Original		Replacement of	Replaced by	Scale 1:1				1019

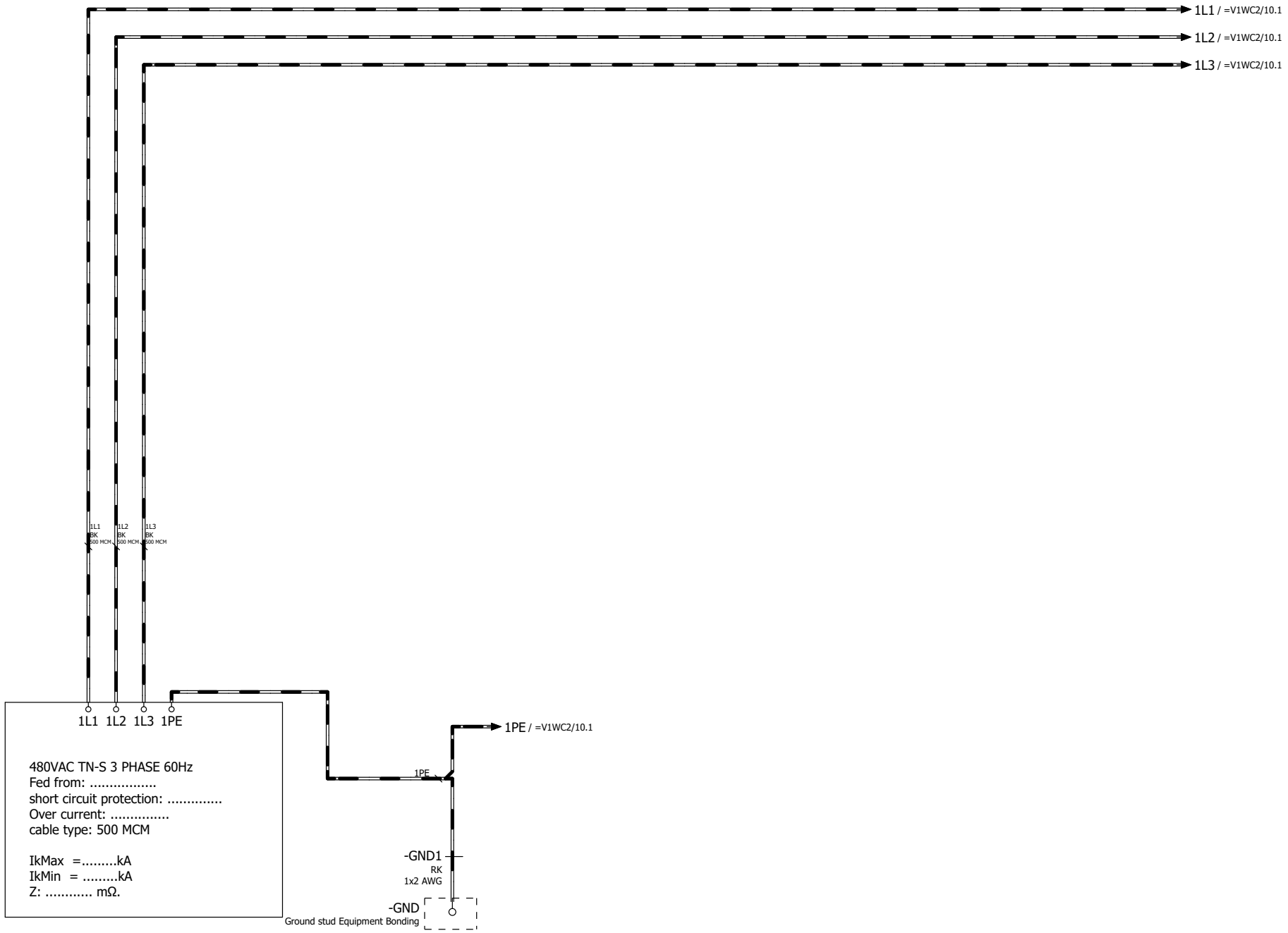

+.UC162/1

+.UC164/1

			Date	12/2/2022	Volvo Trucks North America		Valiant TMS	Incoming weld power supply 480 VAC	Drawing name: =2V05&EFS-EL	= V1WC1
			Ed.	MKLEPADLO						+ V1UC163
			Appr		P6700 Firewall - Cell 2V05				Document type: EFS	Project nr: 22-16143
Modification	Date	Name	Original		Replacement of	Replaced by	Scale 1:1			Page 1 / 1019

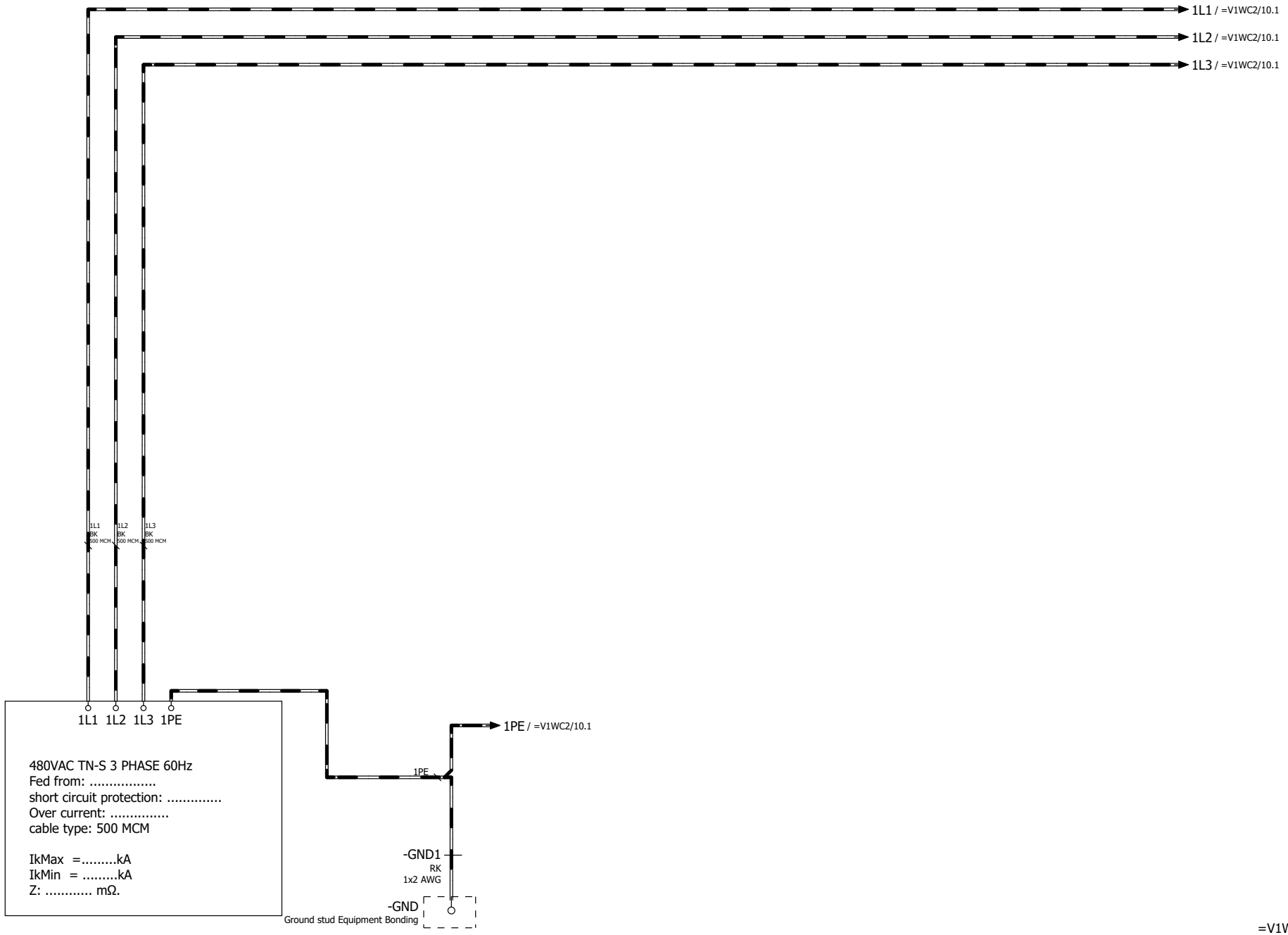

+.UC163/1

=V1WC2+.UC11/10

			Date	12/2/2022	Volvo Trucks North America		Valiant TMS	Incoming weld power supply 480 VAC	Drawing name: =2V05&EFS-EL	= V1WC1
			Ed.	MKLEPADLO						+ V1UC164
			Appr		P6700 Firewall - Cell 2V05				Document type: EFS	Project nr: 22-16143
Modification	Date	Name	Original		Replacement of	Replaced by	Scale 1:1			Page 1 / 1019

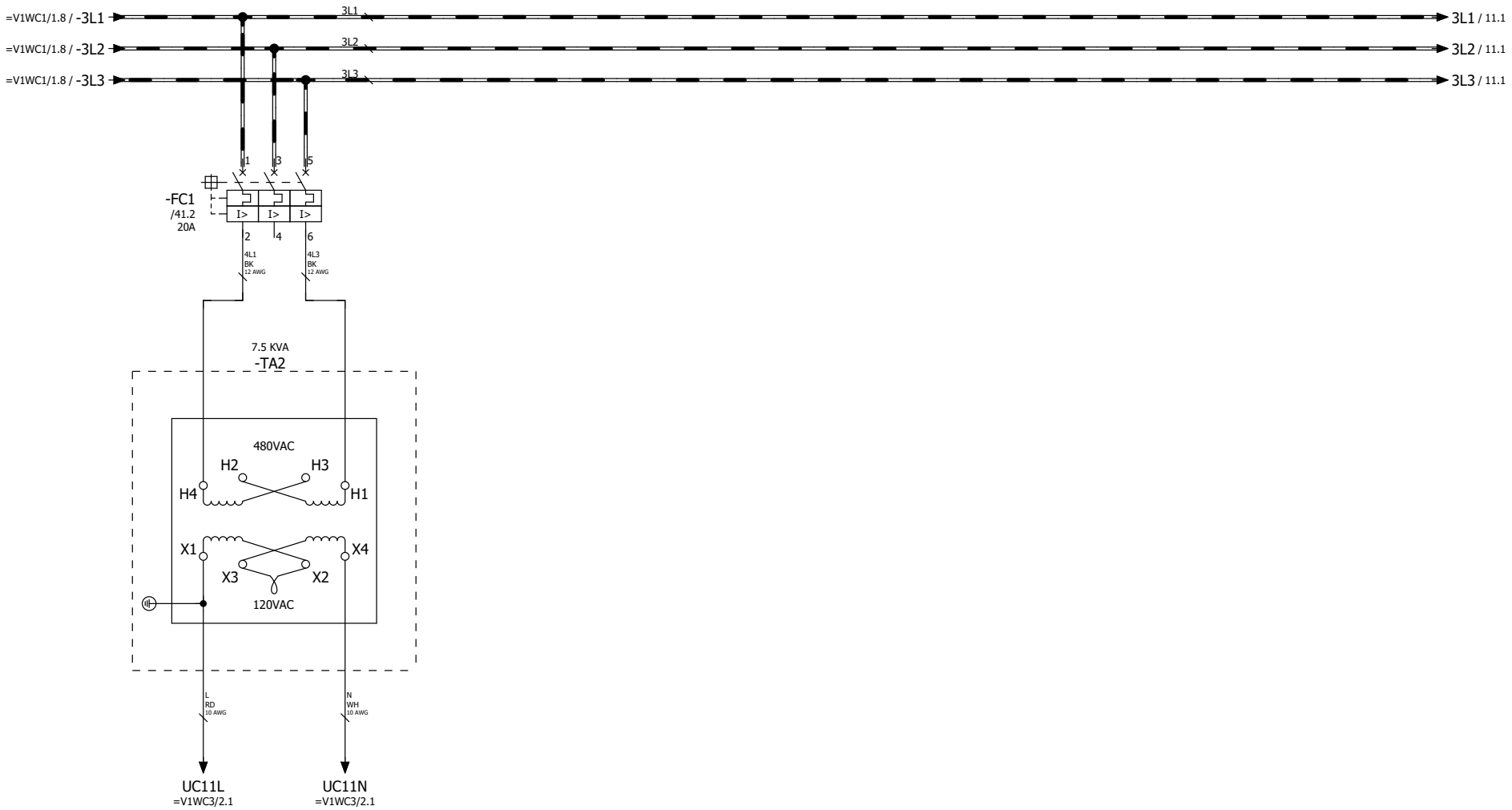

Power
Distribution
=V1UC11

=V1WC1+.UC164/1

11

			Date	12/2/2022	Volvo Trucks North America	Valiant TMS	Power distribution 480 VAC	Drawing name: =2V05&EFS-EL	= V1WC2	
			Ed.	MKLEPADLO					+ V1UC11	
			Appr		P6700 Firewall - Cell 2V05			Document type: EFS	Project nr: 22-16143	Page 10
Modification	Date	Name	Original		Replacement of	Replaced by	Scale 1:1			1019

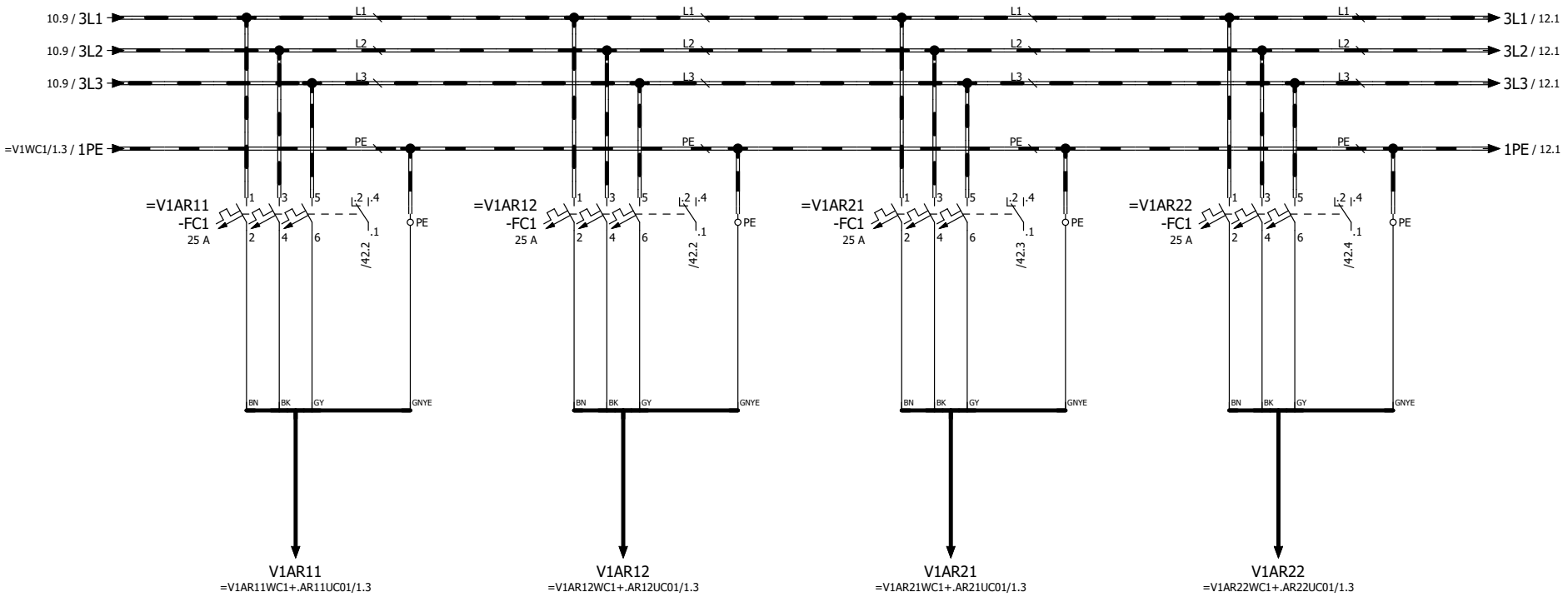

Power Distribution =V1AR11

Power Distribution =V1AR12

Power Distribution =V1AR21

Power Distribution =V1AR22

			Date	11/26/2022	Volvo Trucks North America	Valiant TMS	Power distribution 480 VAC	Drawing name: =2V05&EFS-EL	= V1WC2	
			Ed.	MKLEPADLO					+ V1UC11	
			Appr		P6700 Firewall - Cell 2V05			Document type: EFS	Project nr: 22-16143	Page 11
Modification	Date	Name	Original		Replacement of	Replaced by	Scale 1:1			1019

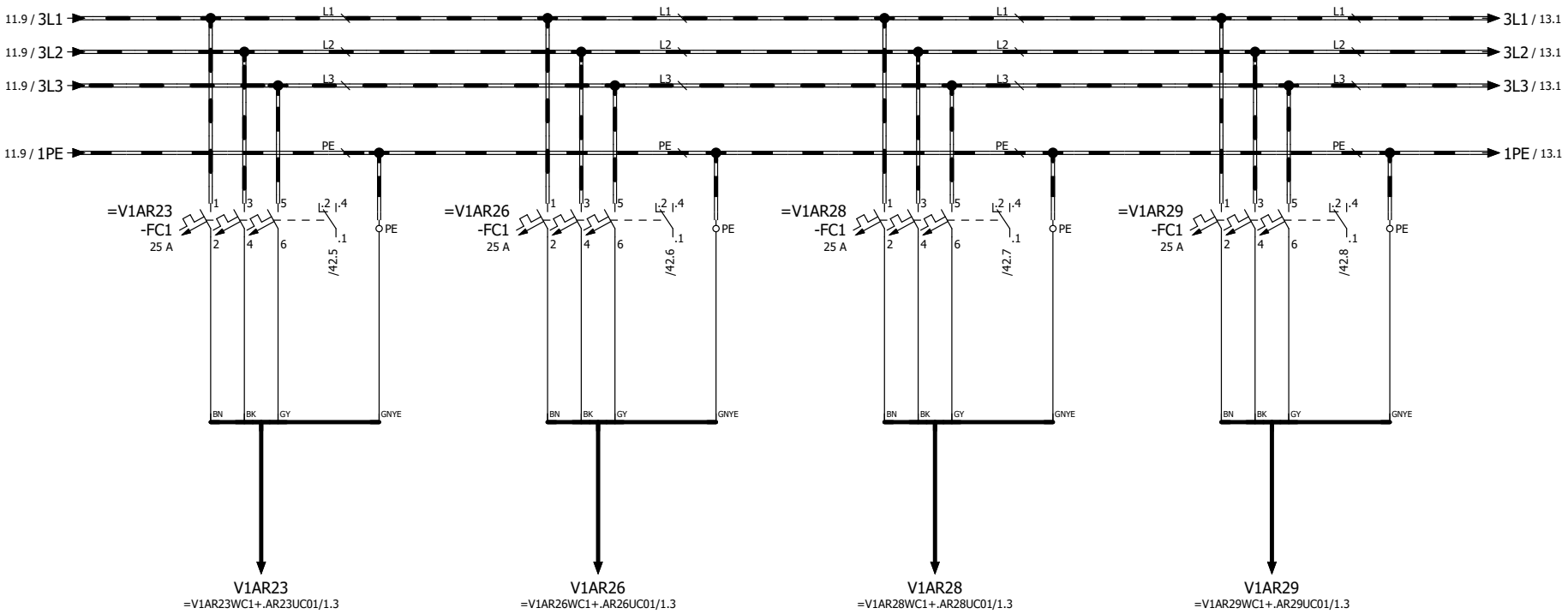

Power Distribution =V1AR23

Power Distribution =V1AR26

Power Distribution =V1AR28

Power Distribution =V1AR29

11

13

			Date	11/26/2022	Volvo Trucks North America	Valiant TMS	Power distribution 480 VAC	Drawing name: =2V05&EFS-EL	= V1WC2	
			Ed.	MKLEPADLO					+ V1UC11	
			Appr		P6700 Firewall - Cell 2V05			Document type: EFS	Project nr: 22-16143	Page 12
Modification	Date	Name	Original		Replacement of	Replaced by	Scale 1:1			1019

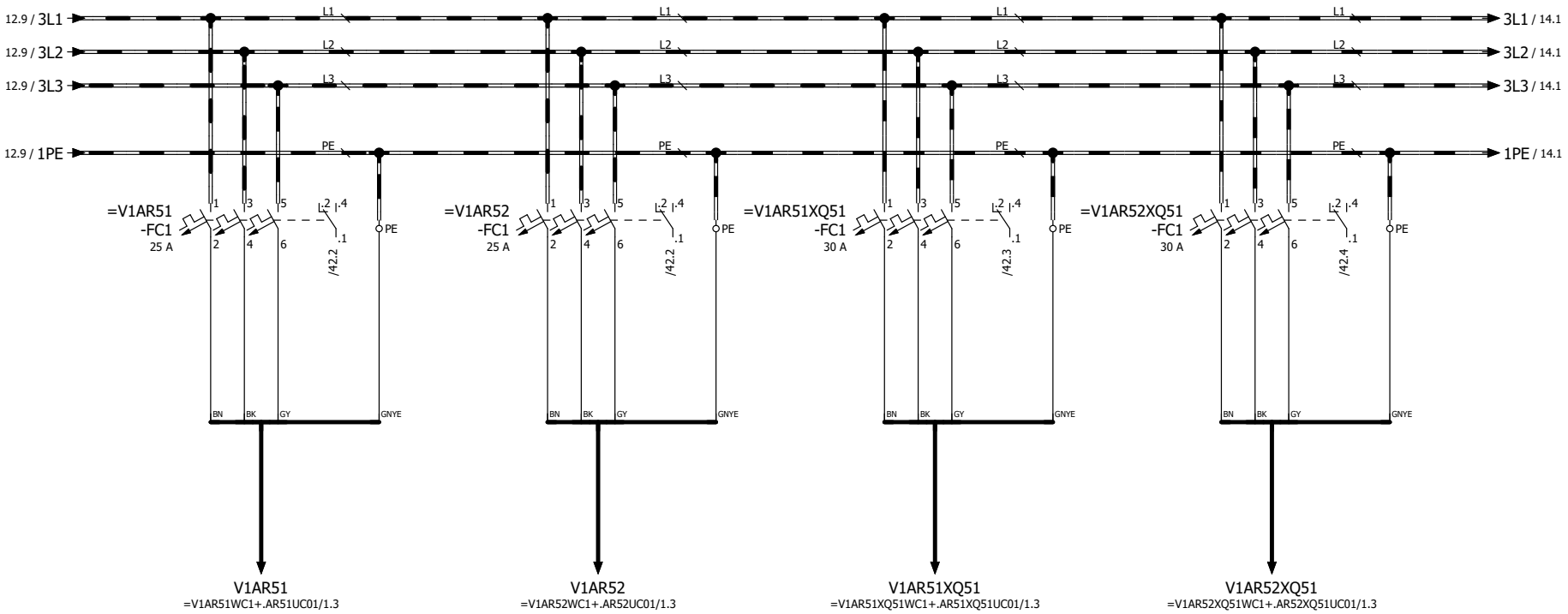

Power Distribution =V1AR51

Power Distribution =V1AR52

Power Distribution =V1AR51XQ51

Power Distribution =V1AR52XQ51

12

14

			Date	11/26/2022	Volvo Trucks North America	Valiant TMS	Power distribution 480 VAC	Drawing name: =2V05&EFS-EL	= V1WC2	
			Ed.	MKLEPADLO					+ V1UC11	
			Appr		P6700 Firewall - Cell 2V05			Document type: EFS	Project nr: 22-16143	Page 13
Modification	Date	Name	Original		Replacement of	Replaced by	Scale 1:1			1019

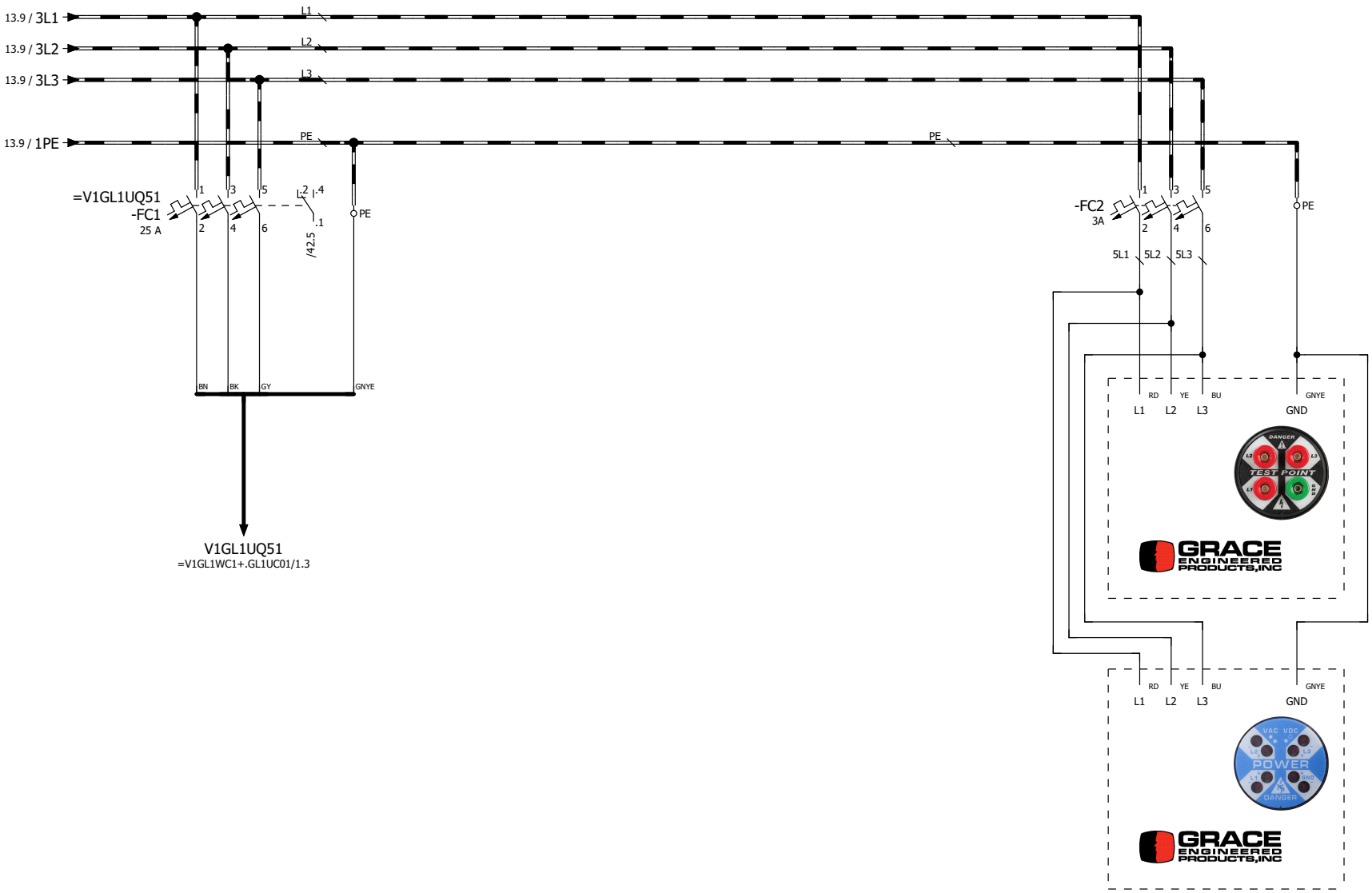

Power
Distribution
=V1GL1UQ51

Voltage Test Port /
Indicator Light

13

41

			Date	11/26/2022	Volvo Trucks North America		Valiant TMS	Power distribution 480 VAC	Drawing name: =2V05&EFS-EL	= V1WC2
			Ed.	MKLEPADLO						+ V1UC11
			Appr		P6700 Firewall - Cell 2V05				Document type: EFS	Project nr: 22-16143
Modification	Date	Name	Original		Replacement of	Replaced by	Scale 1:1			Page 14 / 1019

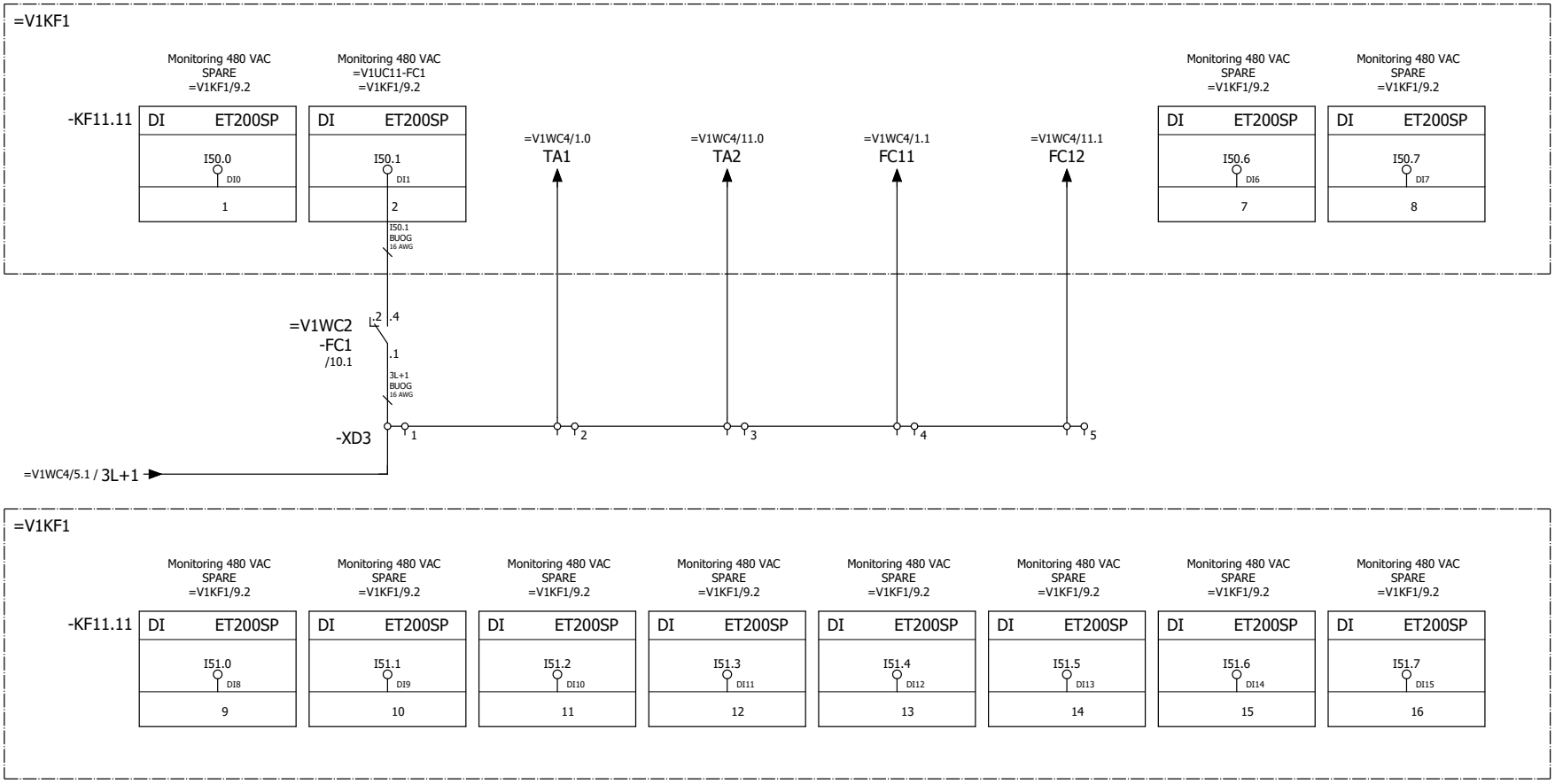

			Date	11/26/2022	Volvo Trucks North America		Valiant TMS	Power distribution 480 VAC monitoring	Drawing name: =2V05&EFS-EL	= V1WC2
			Ed.	MKLEPADLO						+ V1UC11
			Appr		P6700 Firewall - Cell 2V05				Document type: EFS	Project nr: 22-16143
Modification	Date	Name	Original		Replacement of	Replaced by	Scale 1:1			Page 41 / 1019

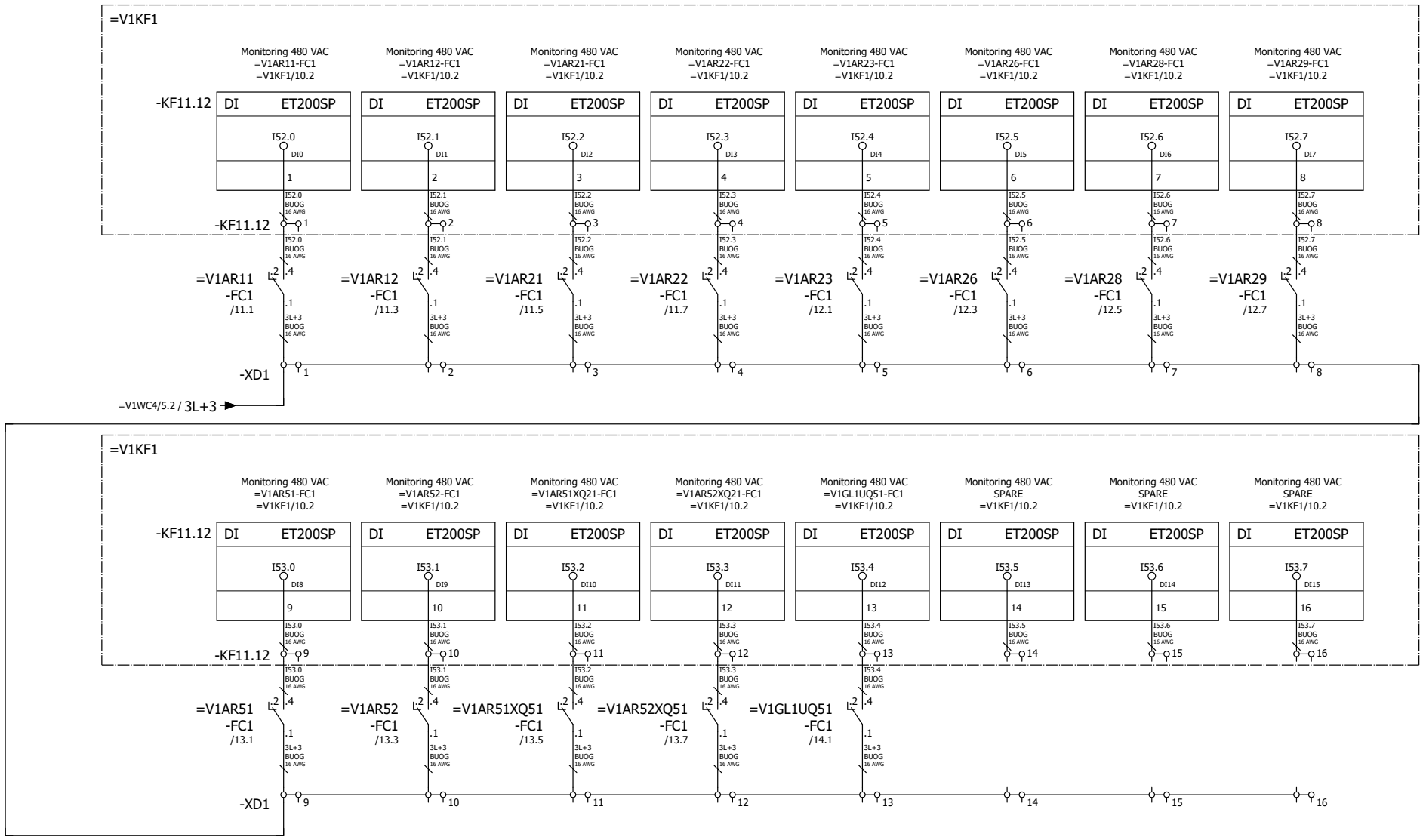

			Date	12/2/2022	Volvo Trucks North America	Valiant TMS	Power distribution 480 VAC monitoring	Drawing name: =2V05&EFS-EL	= V1WC2
			Ed.	MKLEPADLO					+ V1UC11
			Appr		P6700 Firewall - Cell 2V05			Document type: EFS	Project nr: 22-16143
Modification	Date	Name	Original		Replacement of	Replaced by	Scale 1:1		Page 42 / 1019

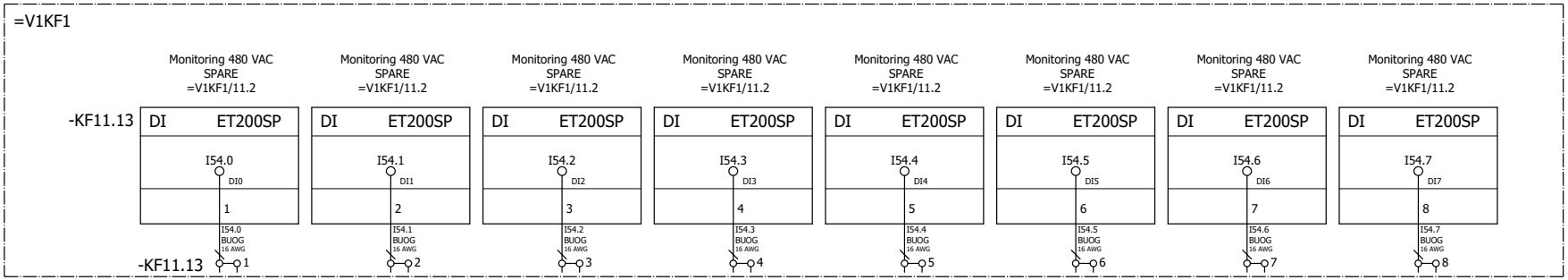

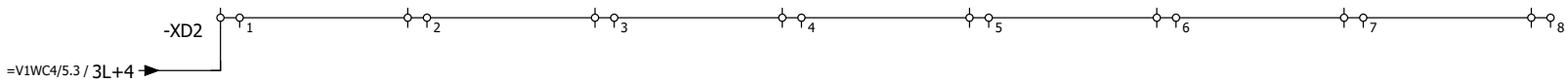

			Date	12/2/2022	Volvo Trucks North America		Valiant TMS	Power distribution 480 VAC monitoring	Drawing name: =2V05&EFS-EL	= V1WC2
			Ed.	MKLEPADLO						+ V1UC11
			Appr		P6700 Firewall - Cell 2V05				Document type: EFS	Project nr: 22-16143
Modification	Date	Name	Original		Replacement of	Replaced by	Scale 1:1			Page 43 / 1019

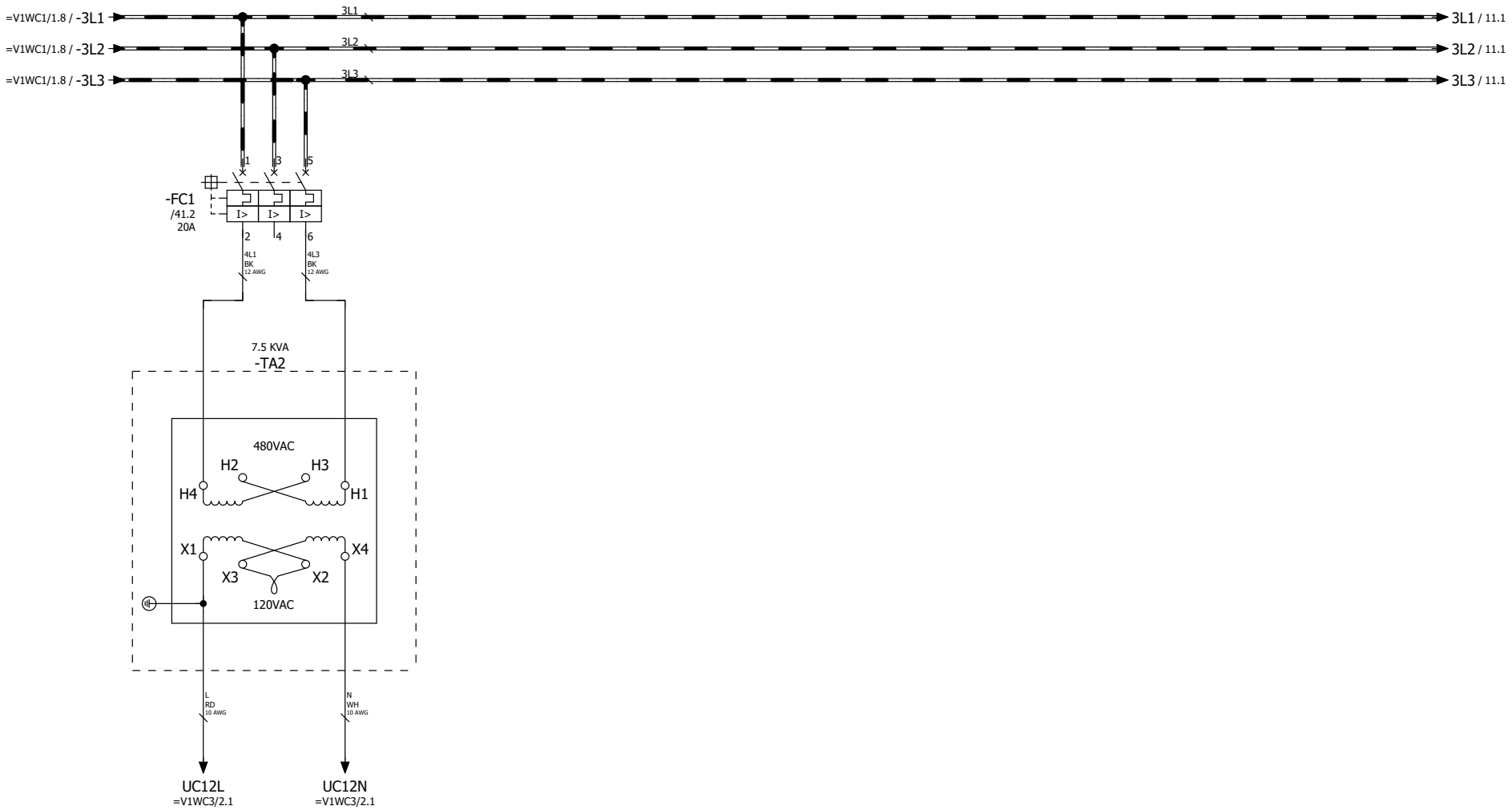

Power
Distribution
=V1UC12

+.UC11/43

11

			Date	12/2/2022	Volvo Trucks North America	Valiant TMS	Power distribution 480 VAC	Drawing name: =2V05&EFS-EL	= V1WC2	
			Ed.	MKLEPADLO					+ V1UC12	
			Appr		P6700 Firewall - Cell 2V05			Document type: EFS	Project nr: 22-16143	Page 10
Modification	Date	Name	Original		Replacement of	Replaced by	Scale 1:1			1019

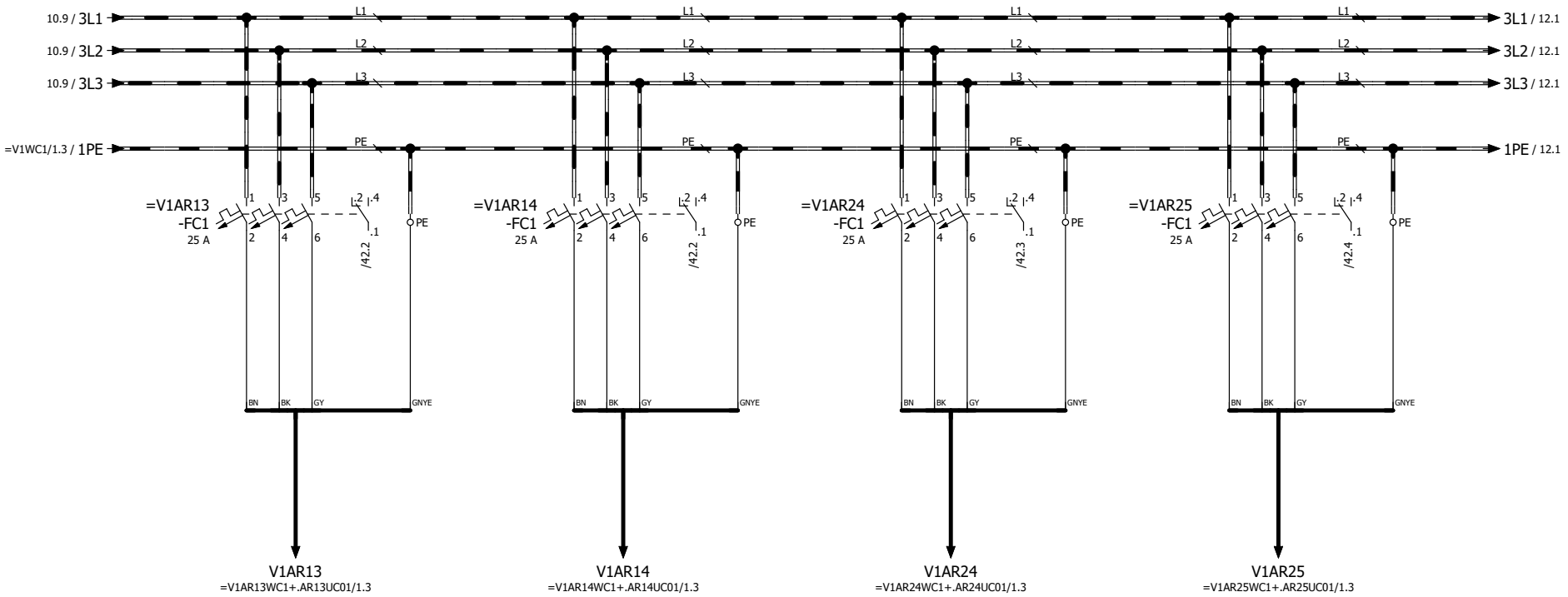

Power Distribution =V1AR13

Power Distribution =V1AR14

Power Distribution =V1AR24

Power Distribution =V1AR25

			Date	12/2/2022	Volvo Trucks North America		Valiant TMS	Power distribution 480 VAC	Drawing name: =2V05&EFS-EL	= V1WC2
			Ed.	MKLEPADLO						+ V1UC12
			Appr		P6700 Firewall - Cell 2V05				Document type: EFS	Project nr: 22-16143
Modification	Date	Name	Original		Replacement of	Replaced by	Scale 1:1			Page 11 / 1019

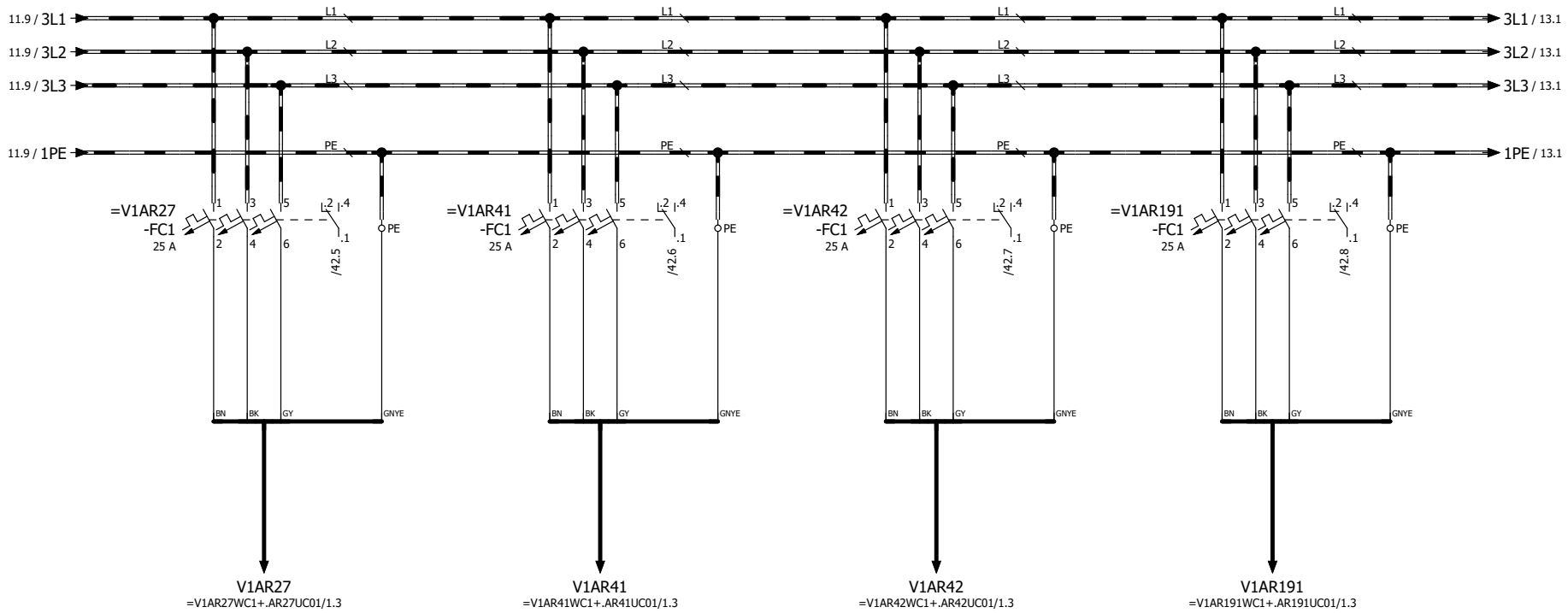

Power Distribution =V1AR27

Power Distribution =V1AR41

Power Distribution =V1AR42

Power Distribution =V1AR191

11

13

			Date	12/2/2022	Volvo Trucks North America		Valiant TMS	Power distribution 480 VAC	Drawing name: =2V05&EFS-EL	= V1WC2	
			Ed.	MKLEPADLO						+ V1UC12	
			Appr		P6700 Firewall - Cell 2V05				Document type: EFS	Project nr: 22-16143	Page 12
Modification	Date	Name	Original		Replacement of	Replaced by	Scale 1:1				1019

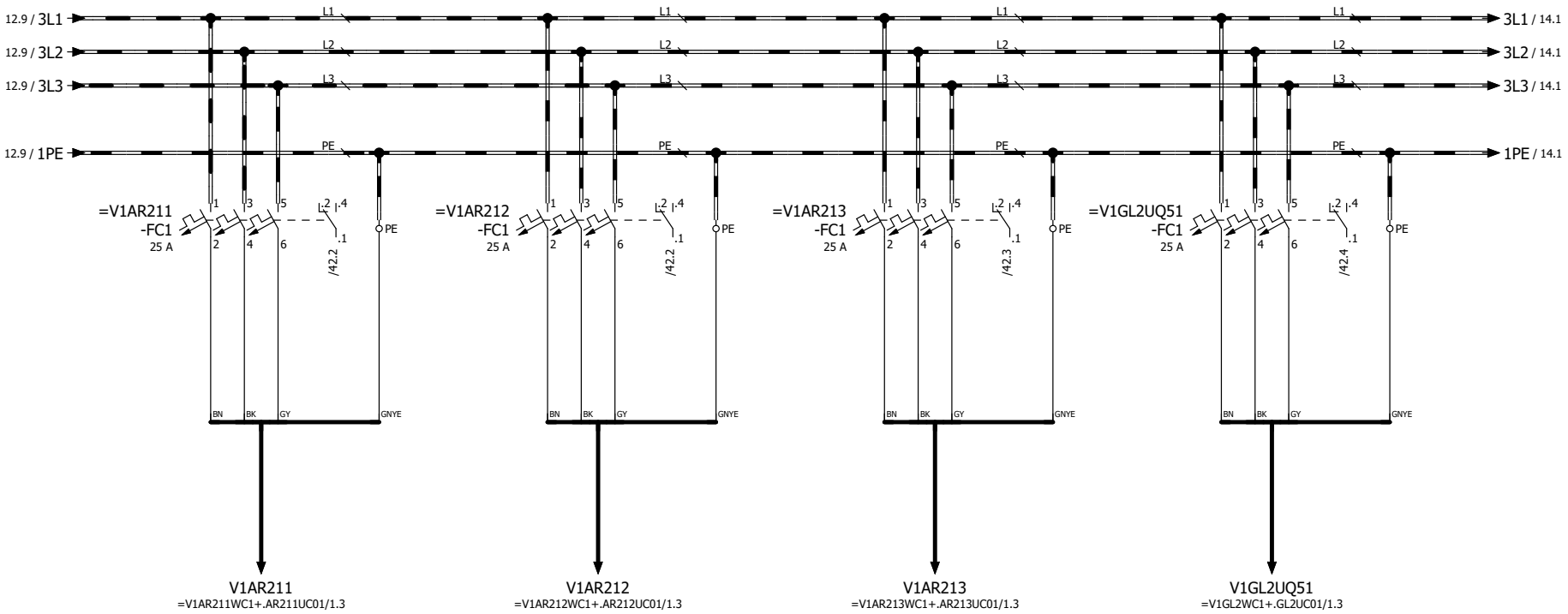

Power Distribution =V1AR211

Power Distribution =V1AR212

Power Distribution =V1AR213

Power Distribution =V1GL2UQ51

12

14

			Date	12/2/2022	Volvo Trucks North America		Valiant TMS	Power distribution 480 VAC	Drawing name: =2V05&EFS-EL	= V1WC2
			Ed.	MKLEPADLO						+ V1UC12
			Appr		P6700 Firewall - Cell 2V05				Document type: EFS	Project nr: 22-16143
Modification	Date	Name	Original		Replacement of	Replaced by	Scale 1:1			Page 13 / 1019

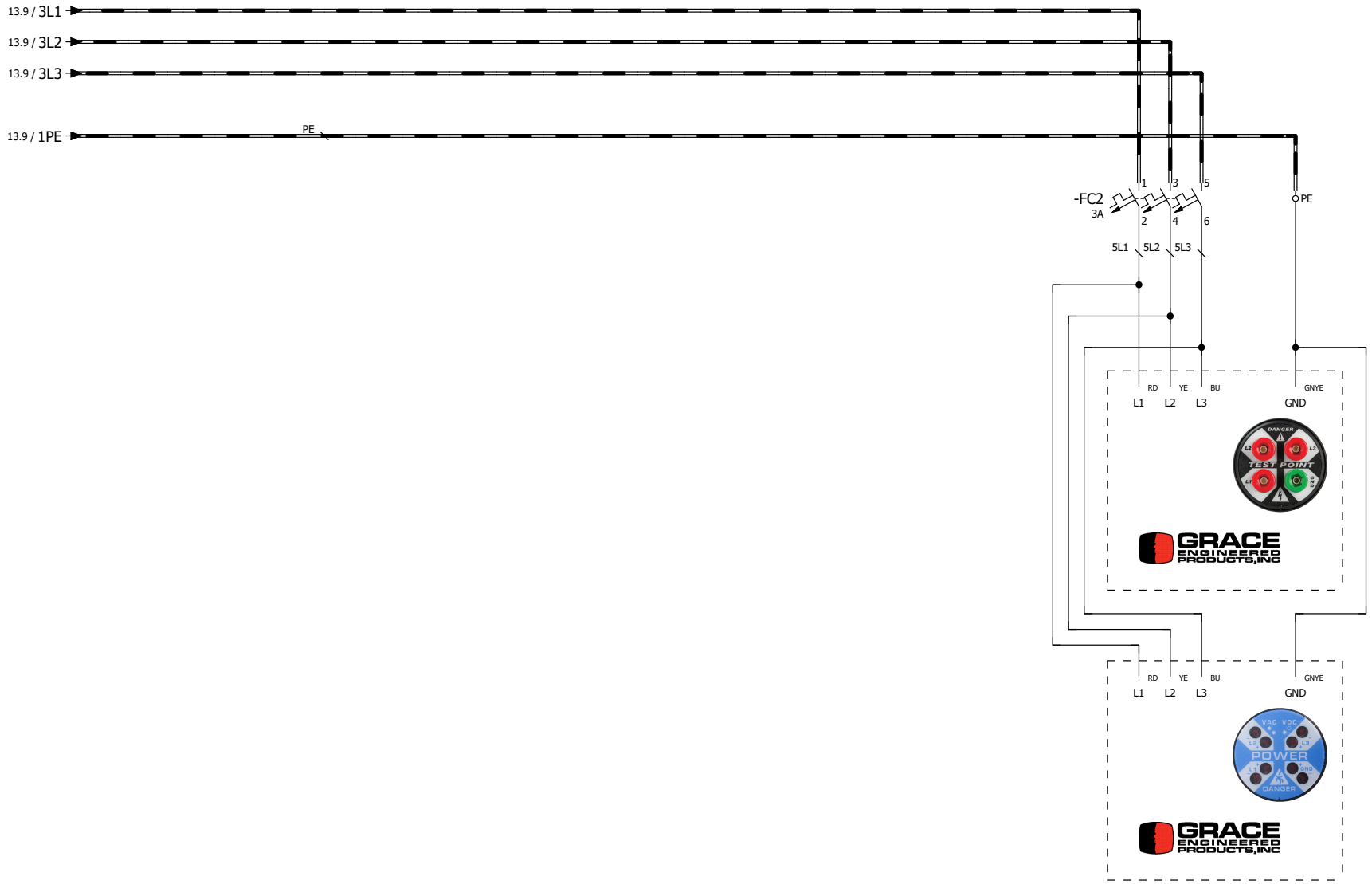

Voltage Test Port / Indicator Light

			Date	12/2/2022	Volvo Trucks North America	Valiant TMS	Power distribution 480 VAC	Drawing name: =2V05&EFS-EL	= V1WC2	
			Ed.	MKLEPADLO					+ V1UC12	
			Appr		P6700 Firewall - Cell 2V05			Document type: EFS	Project nr: 22-16143	Page 14
Modification	Date	Name	Original		Replacement of	Replaced by	Scale 1:1			1019

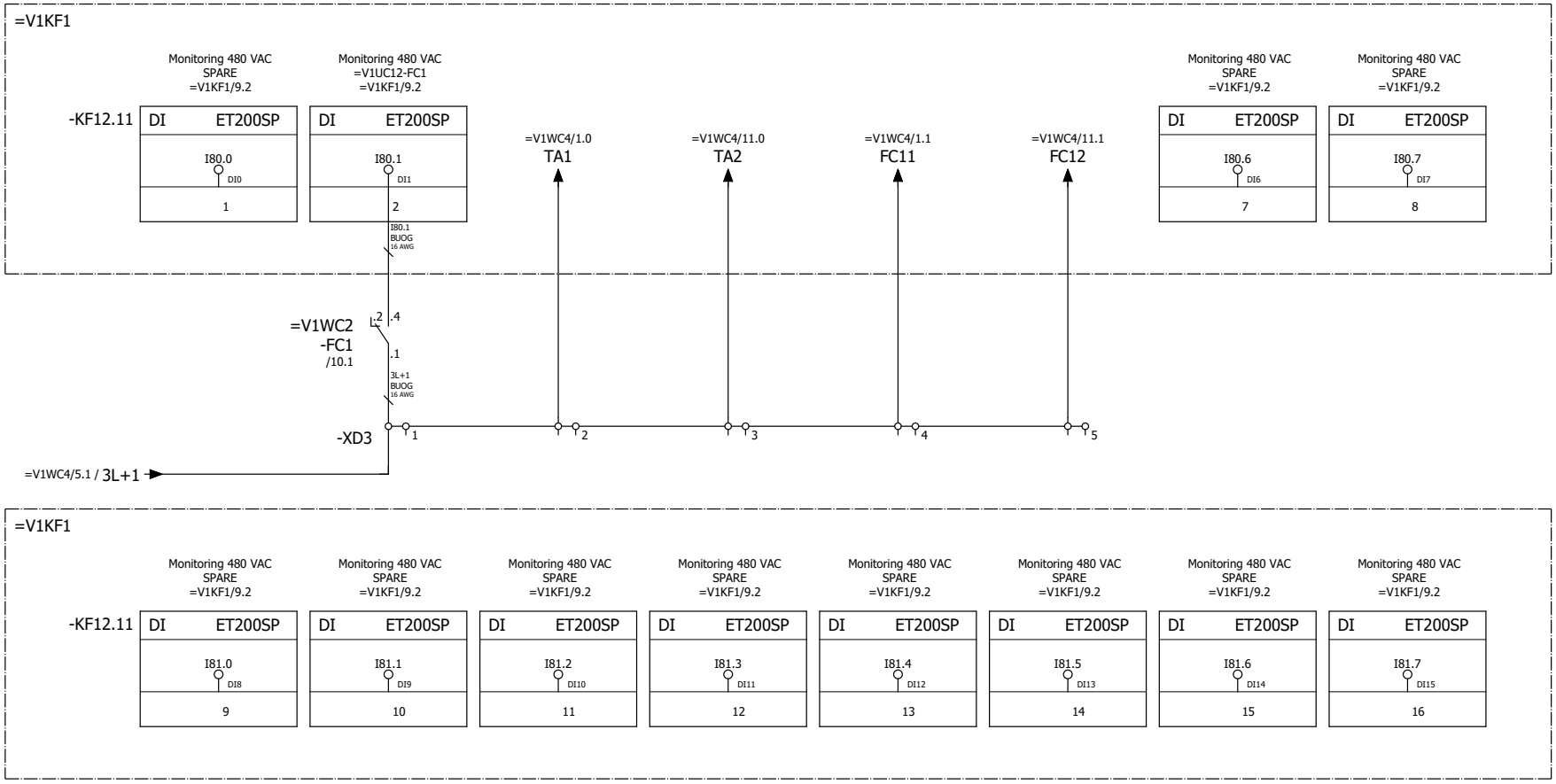

			Date	12/2/2022	Volvo Trucks North America		Valiant TMS	Power distribution 480 VAC monitoring	Drawing name: =2V05&EFS-EL	= V1WC2	
			Ed.	MKLEPADLO						+ V1UC12	
			Appr		P6700 Firewall - Cell 2V05				Document type: EFS	Project nr: 22-16143	Page 41
Modification	Date	Name	Original		Replacement of	Replaced by	Scale 1:1				1019

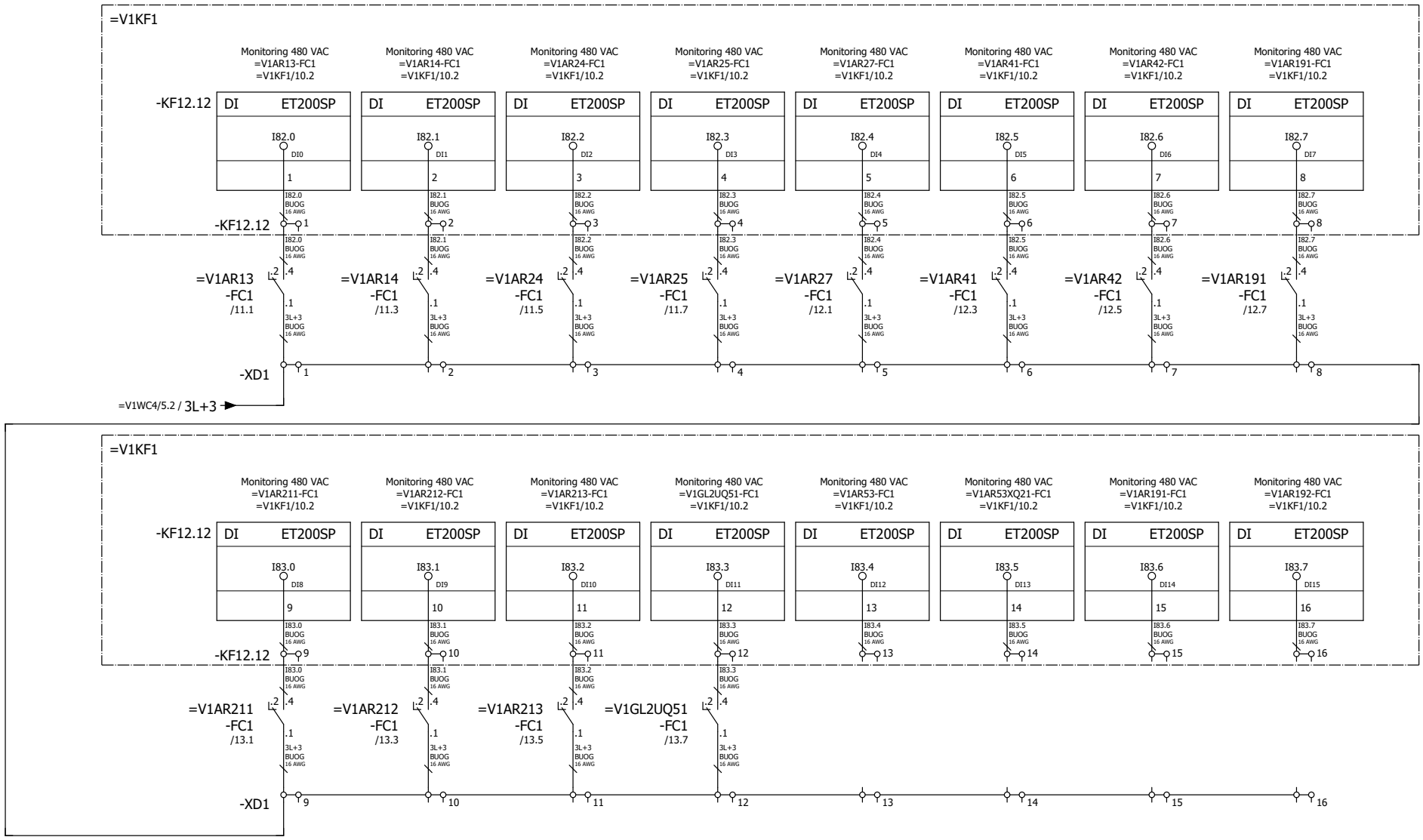

			Date	12/2/2022	Volvo Trucks North America		Valiant TMS	Power distribution 480 VAC monitoring	Drawing name: =2V05&EFS-EL	= V1WC2
			Ed.	MKLEPADLO						+ V1UC12
			Appr		P6700 Firewall - Cell 2V05				Document type: EFS	Project nr: 22-16143
Modification	Date	Name	Original		Replacement of	Replaced by	Scale 1:1			Page 42 / 1019

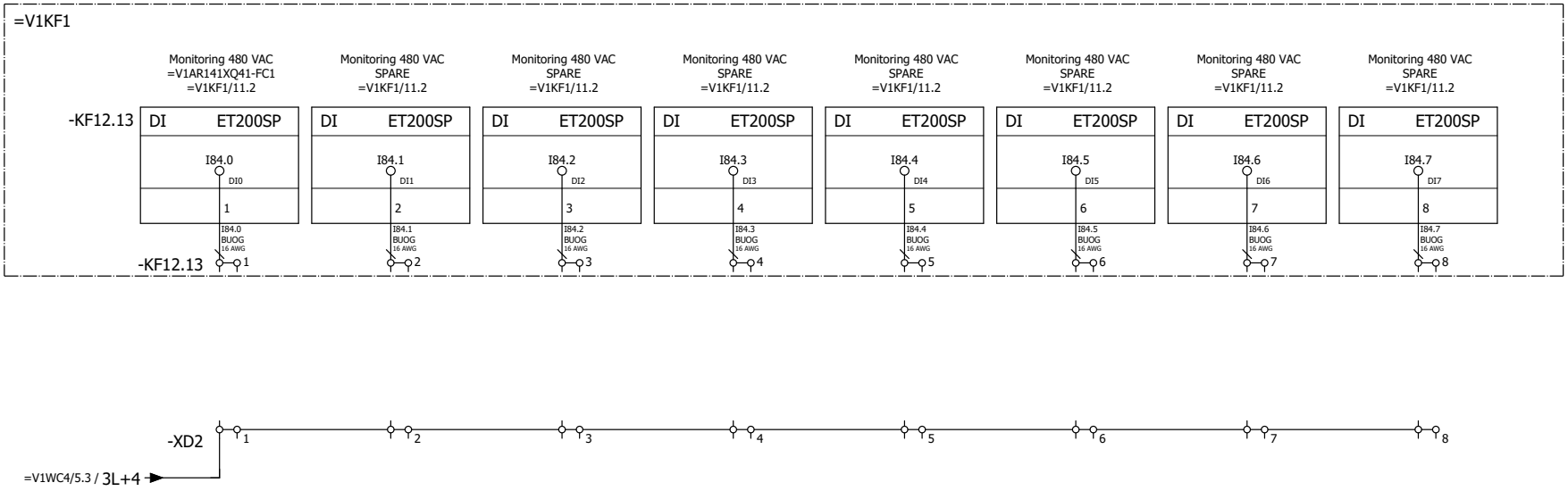

+.UC161/10

			Date	12/2/2022	Volvo Trucks North America		Valiant TMS	Power distribution 480 VAC monitoring	Drawing name: =2V05&EFS-EL	= V1WC2	
			Ed.	MKLEPADLO						+ V1UC12	
			Appr		P6700 Firewall - Cell 2V05		Scale 1:1		Document type: EFS	Project nr: 22-16143	Page 43
Modification	Date	Name	Original		Replacement of	Replaced by					1019

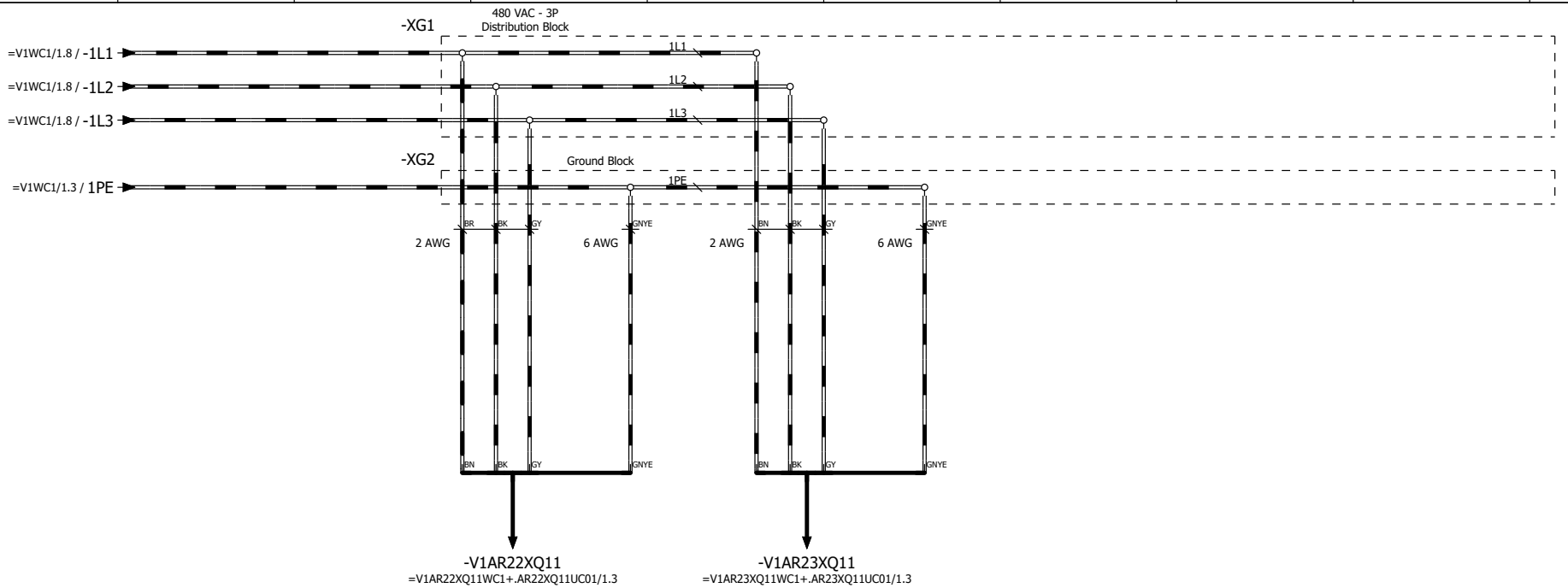

Weld Power Distribution 480 VAC AR22 (Weld Timer) (S010R02)

Weld Power Distribution 480 VAC AR23 (Weld Timer) (S010R04)

+.UC12/43

+.UC162/10

			Date	12/2/2022	Volvo Trucks North America	Valiant TMS	Weld power distribution 480 VAC	Drawing name: =2V05&EFS-EL	= V1WC2	
			Ed.	MKLEPADLO					+ V1UC161	
			Appr		P6700 Firewall - Cell 2V05			Document type: EFS	Project nr: 22-16143	Page 10
Modification	Date	Name	Original		Replacement of	Replaced by	Scale 1:1			1019

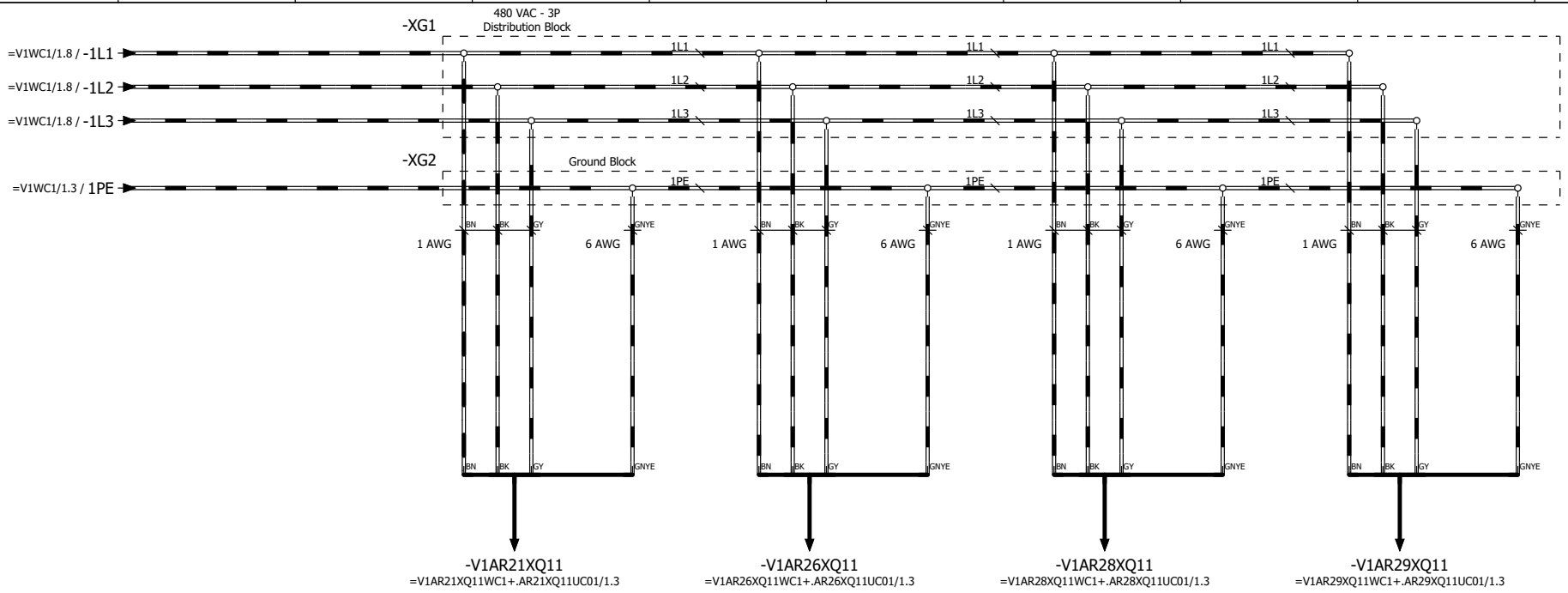

Weld Power Distribution 480 VAC AR21 (Weld Timer) (S010R01)

Weld Power Distribution 480 VAC AR26 (Weld Timer) (S030R01)

Weld Power Distribution 480 VAC AR28 (Weld Timer) (S040R02)

Weld Power Distribution 480 VAC AR29 (Weld Timer) (S040R01)

+.UC161/10

+.UC163/10

			Date	12/2/2022	Volvo Trucks North America	Valiant TMS	Weld power distribution 480 VAC	Drawing name: =2V05&EFS-EL	= V1WC2	
			Ed.	MKLEPADLO					+ V1UC162	
			Appr		P6700 Firewall - Cell 2V05			Document type: EFS	Project nr: 22-16143	Page 10
Modification	Date	Name	Original		Replacement of	Replaced by	Scale 1:1			1019

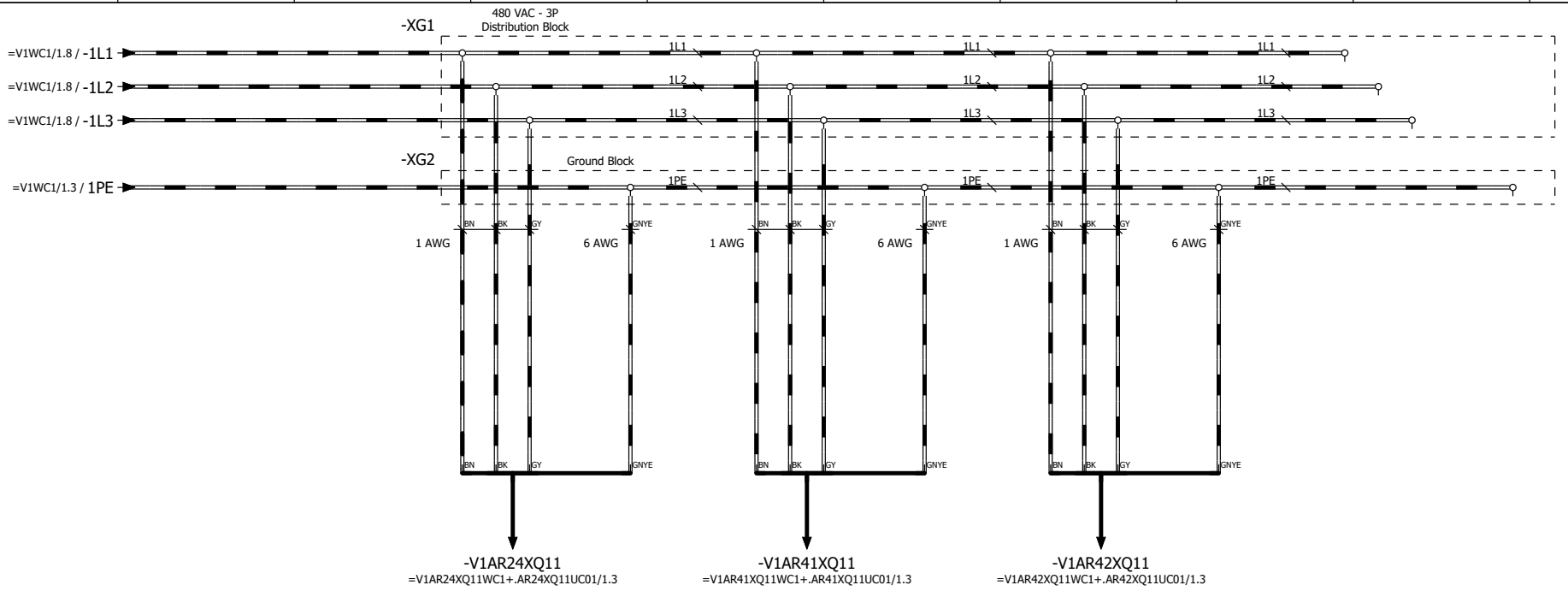

Weld Power Distribution 480 VAC AR24 (Weld Timer) (S020R01)

Weld Power Distribution 480 VAC AR41 (Weld Timer) (S010R05)

Weld Power Distribution 480 VAC AR42 (Weld Timer) (S020R03)

Weld Power Distribution 480 VAC Spare (Weld Timer)

+.UC162/10

+.UC164/10

			Date	12/2/2022	Volvo Trucks North America	Valiant TMS	Weld power distribution 480 VAC	Drawing name: =2V05&EFS-EL	= V1WC2	
			Ed.	MKLEPADLO					+ V1UC163	
			Appr		P6700 Firewall - Cell 2V05			Document type: EFS	Project nr: 22-16143	Page 10
Modification	Date	Name	Original		Replacement of / Replaced by	Scale 1:1				1019

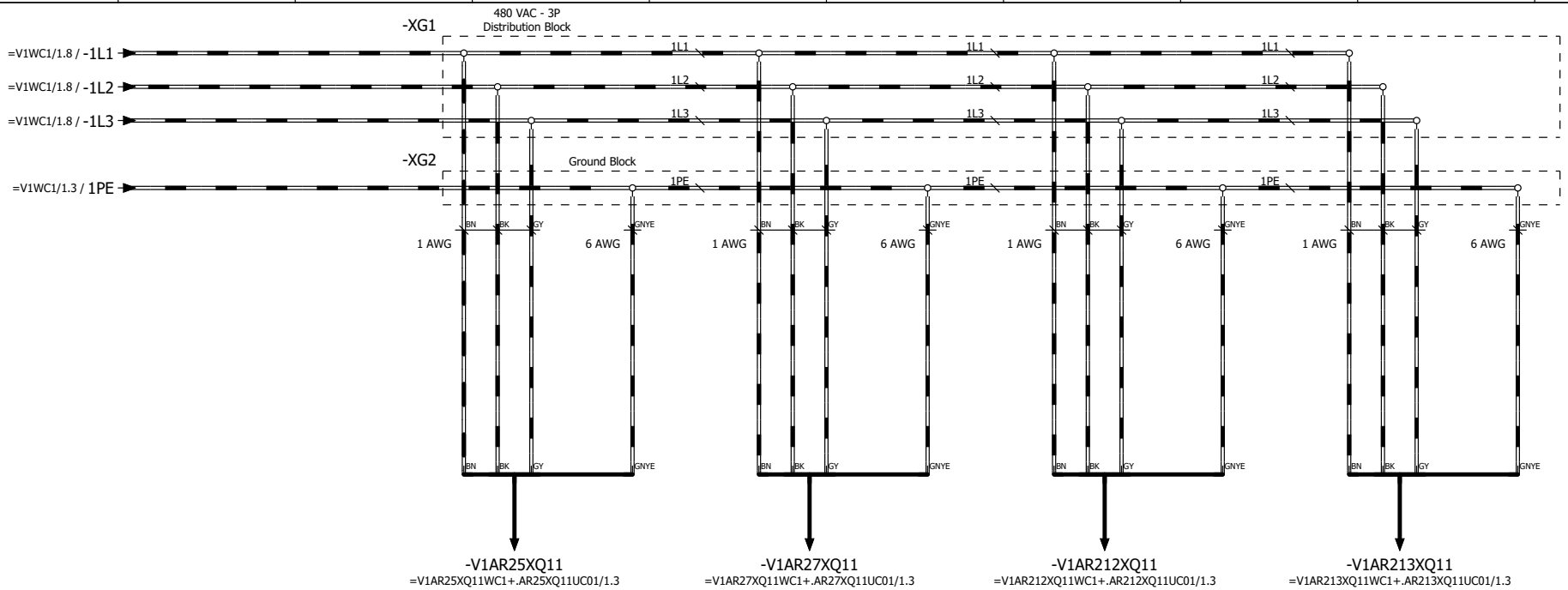

Weld Power Distribution 480 VAC AR25 (Weld Timer) (S020R02)

Weld Power Distribution 480 VAC AR27 (Weld Timer) (S040R03)

Weld Power Distribution 480 VAC AR212 (Weld Timer) (S050R04)

Weld Power Distribution 480 VAC AR213 (Weld Timer) (S050R01)

+.UC163/10

=V1WC3+.UC11/1

			Date	12/2/2022	Volvo Trucks North America	Valiant TMS	Weld power distribution 480 VAC	Drawing name: =2V05&EFS-EL	= V1WC2	
			Ed.	MKLEPADLO					+ V1UC164	
			Appr		P6700 Firewall - Cell 2V05			Document type: EFS	Project nr: 22-16143	Page 10
Modification	Date	Name	Original		Replacement of	Replaced by	Scale 1:1			1019

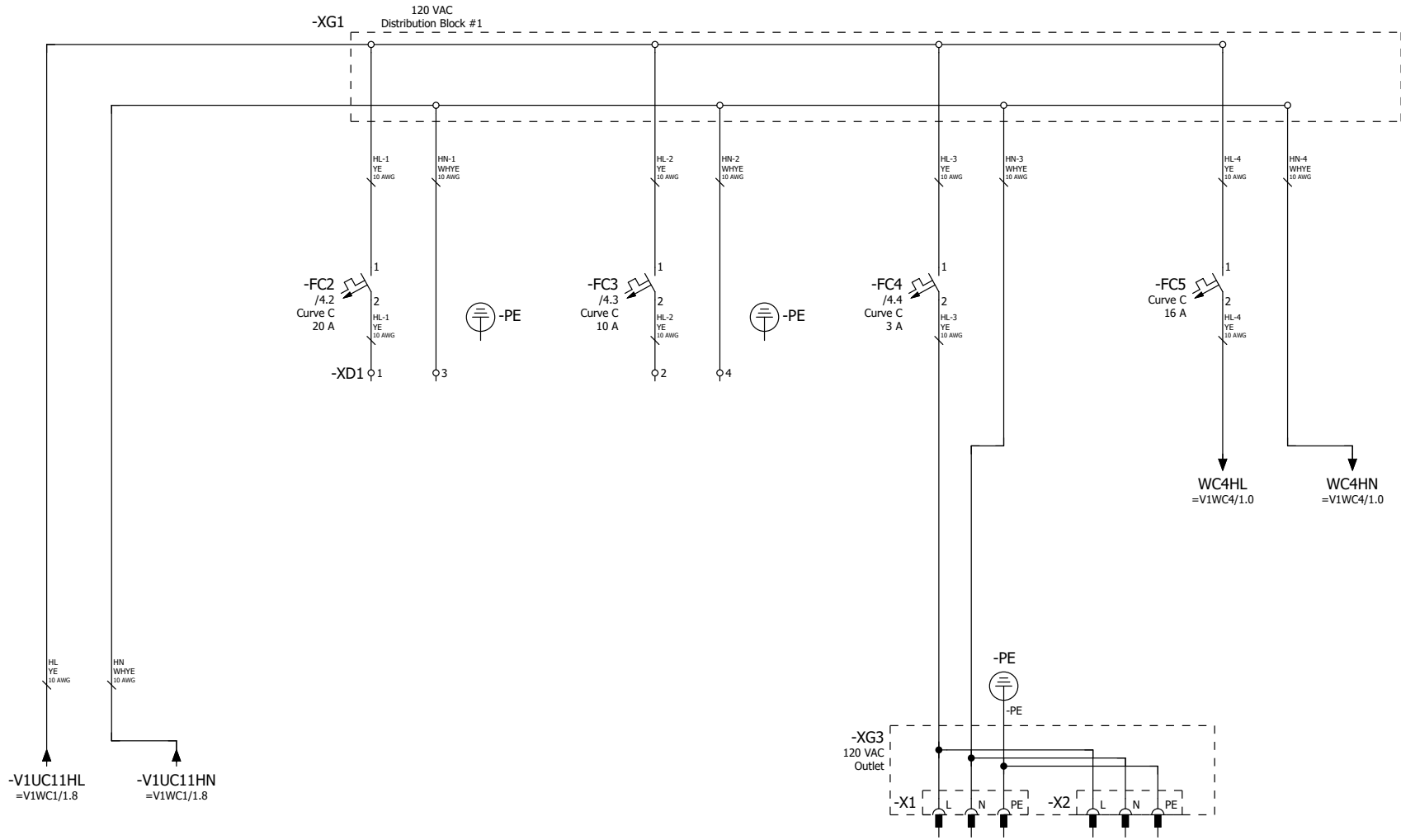

Power Distribution 120 VAC (SPARE)	Power Distribution 120 VAC (SPARE)	Power Distribution 120 VAC Programming Port	Power Distribution 120 VAC To 24VDC Power Supply

=V1WC2+.UC164/10

2

			Date	12/2/2022	Volvo Trucks North America		Valiant TMS	Power Distribution 120 VAC (Above Disconnect)	Drawing name: =2V05&EFS-EL	= V1WC3	
			Ed.	MKLEPADLO						+ V1UC11	
			Appr		P6700 Firewall - Cell 2V05				Document type: EFS	Project nr: 22-16143	Page 1
Modification	Date	Name	Original		Replacement of	Replaced by	Scale 1:1				1019

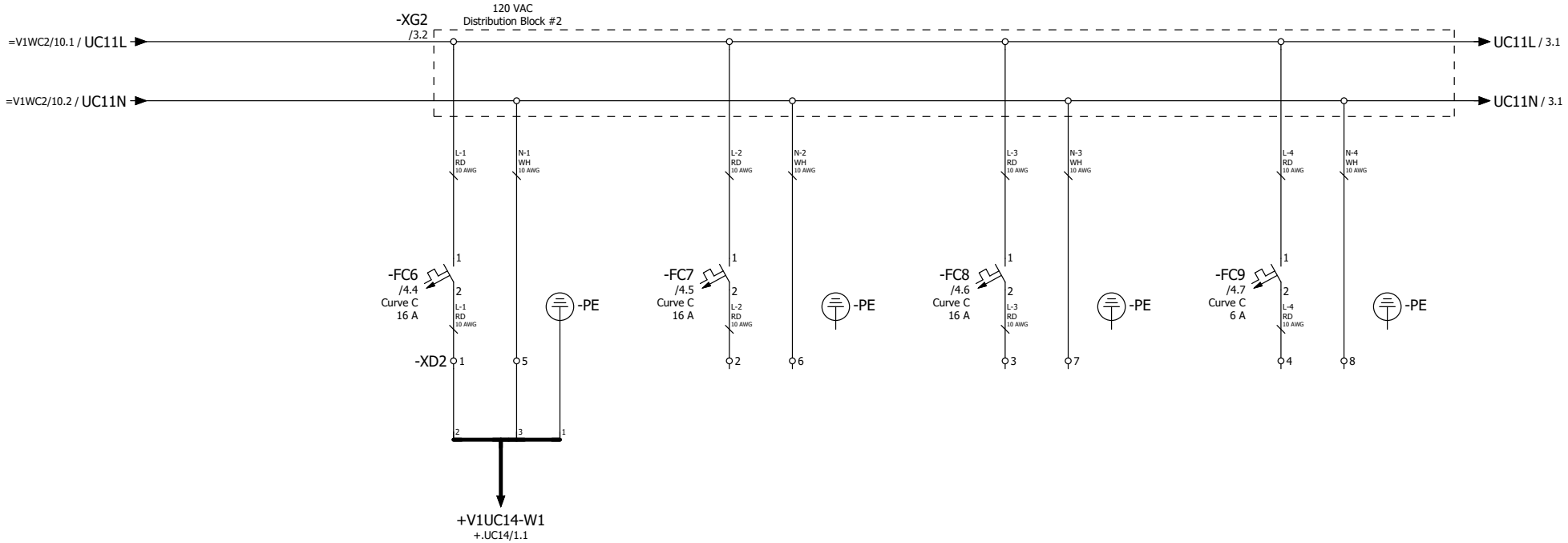

Power Distribution 120 VAC V1UC14 (RIO)	Power Distribution 120 VAC (SPARE)	Power Distribution 120 VAC (SPARE)	Power Distribution 120 VAC (SPARE)
1			3

			Date	12/2/2022	Volvo Trucks North America	Valiant TMS	Power Distribution 120 VAC (Below Disconnect)	Drawing name: =2V05&EFS-EL	= V1WC3
			Ed.	MKLEPADLO					+ V1UC11
			Appr		P6700 Firewall - Cell 2V05			Document type: EFS	Project nr: 22-16143
Modification	Date	Name	Original		Replacement of / Replaced by	Scale 1:1			Page 2 / 1019

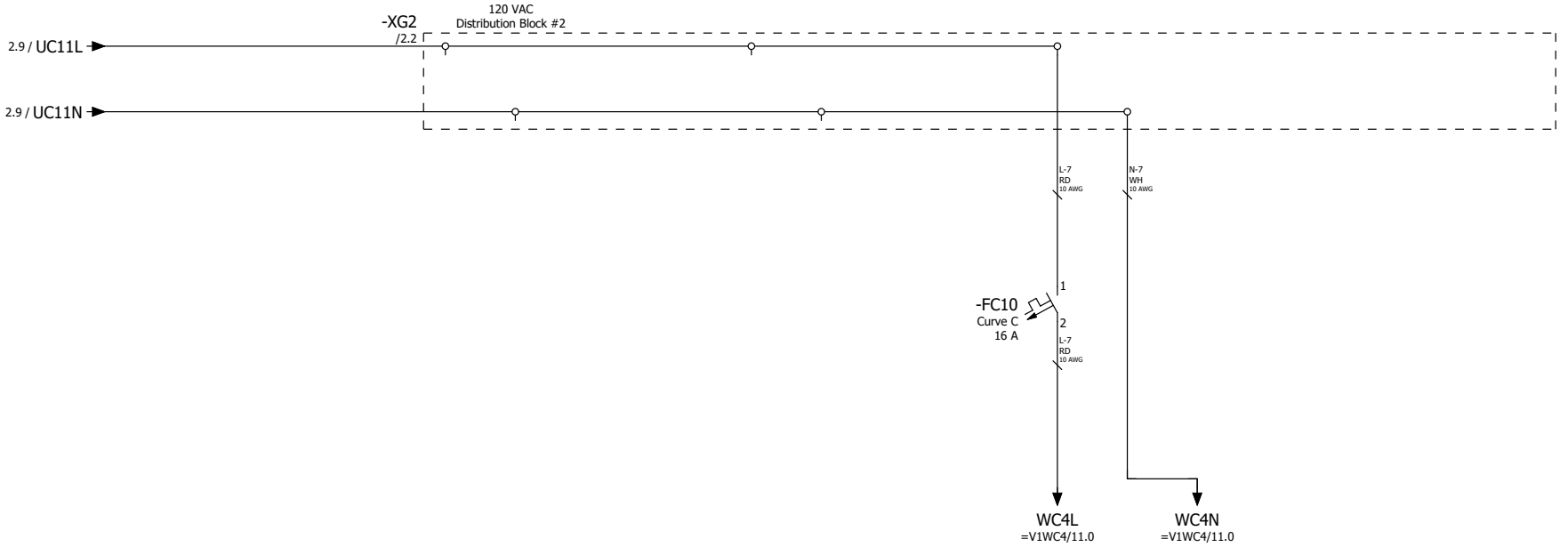

			Date	12/2/2022	Volvo Trucks North America		Valiant TMS	Power Distribution 120 VAC (Below Disconnect)	Drawing name: =2V05&EFS-EL		= V1WC3
			Ed.	MKLEPADLO							+ V1UC11
			Appr		P6700 Firewall - Cell 2V05				Document type: EFS	Project nr: 22-16143	Page 3
Modification	Date	Name	Original		Replacement of	Replaced by	Scale 1:1				1019

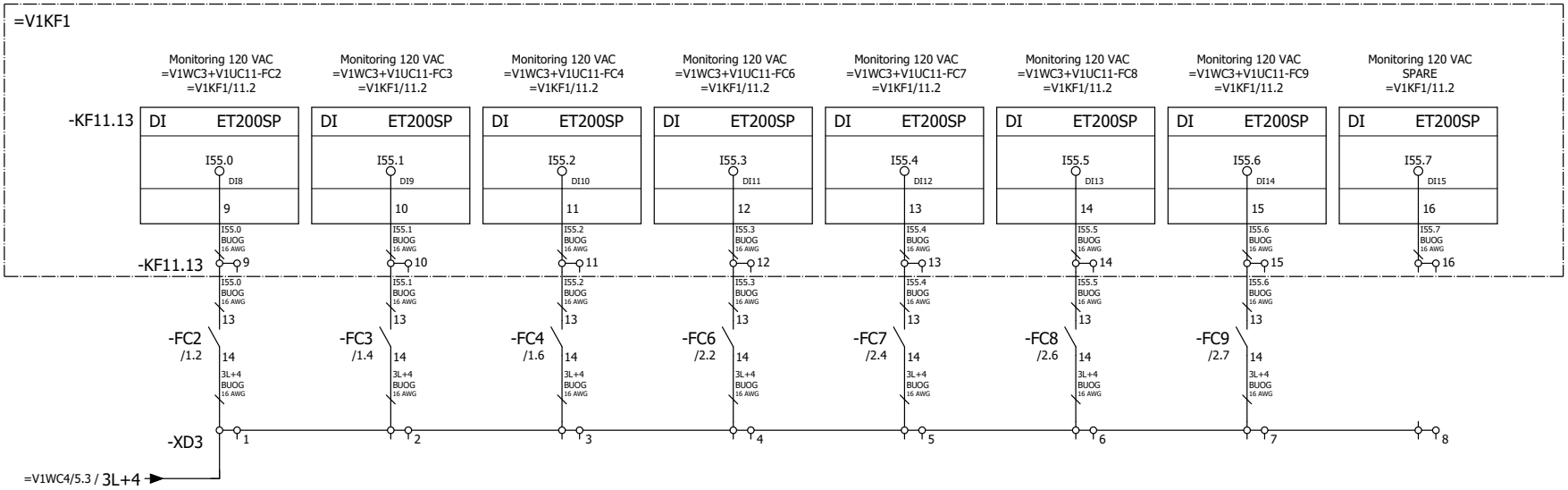

			Date	12/2/2022	Volvo Trucks North America	Valiant TMS	Power distribution 120 VAC monitoring (Above Disconnect)	Drawing name: =2V05&EFS-EL	= V1WC3
			Ed.	MKLEPADLO					+ V1UC11
			Appr		P6700 Firewall - Cell 2V05			Document type: EFS	Project nr: 22-16143
Modification	Date	Name	Original		Replacement of	Replaced by	Scale 1:1		Page 4 / 1019

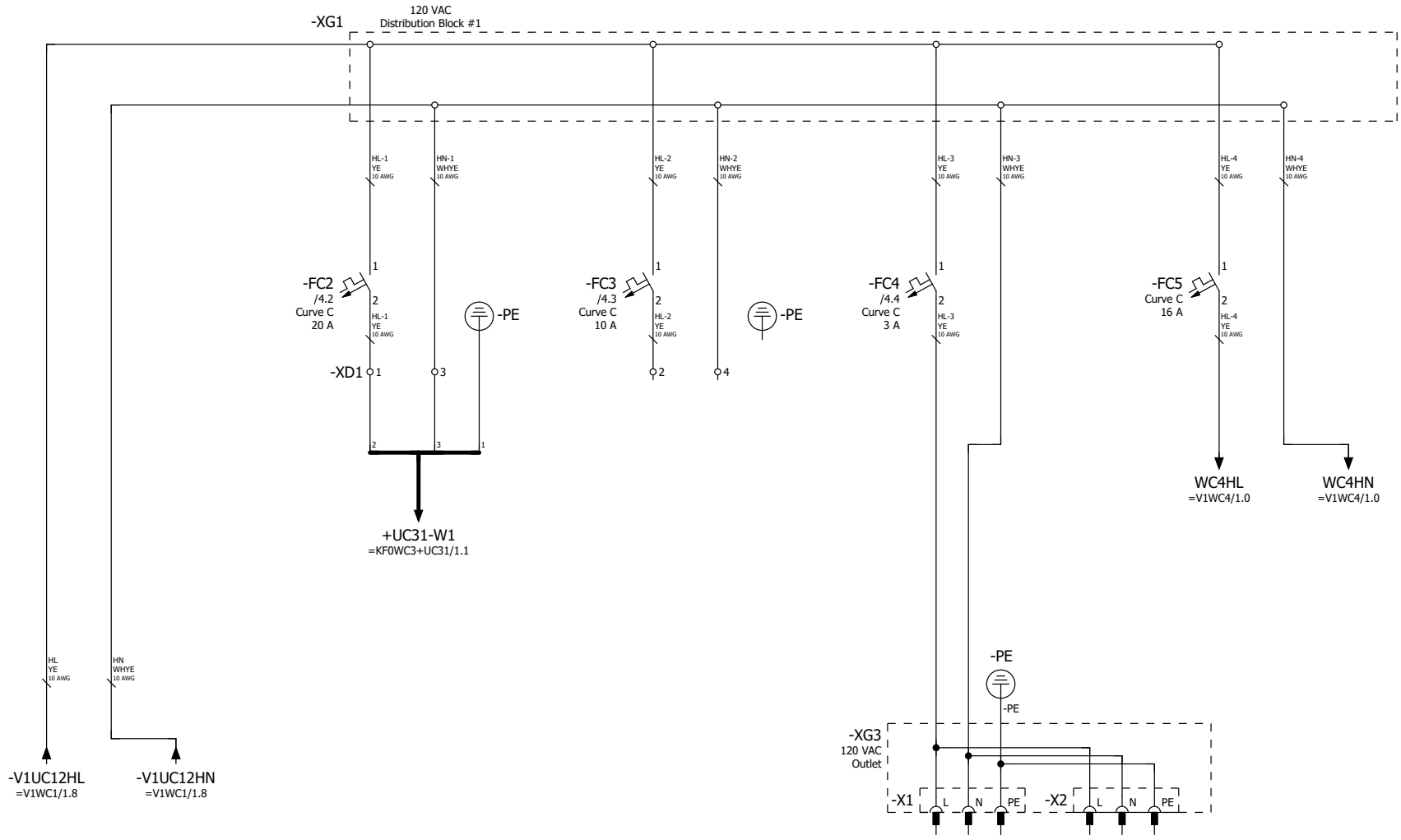

Power Distribution 120 VAC UC31 (MOP)

Power Distribution 120 VAC (SPARE)

Power Distribution 120 VAC Programming Port

Power Distribution 120 VAC To 24VDC Power Supply

+.UC11/4

2

			Date	12/2/2022	Volvo Trucks North America	Valiant TMS	Power Distribution 120 VAC (Above Disconnect)	Drawing name: =2V05&EFS-EL	= V1WC3
			Ed.	MKLEPADLO					+ V1UC12
			Appr		P6700 Firewall - Cell 2V05			Document type: EFS	Project nr: 22-16143
Modification	Date	Name	Original		Replacement of / Replaced by	Scale 1:1			Page 1 / 1019

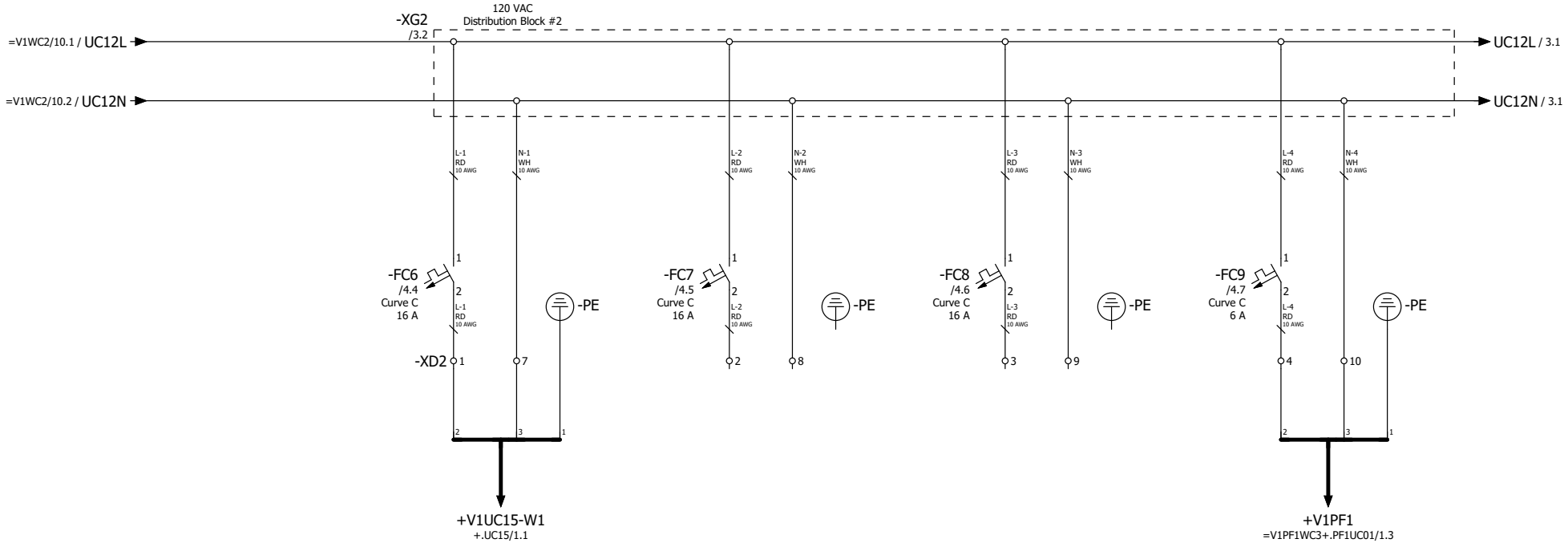

1	3
Power Distribution 120 VAC V1UC15 (RIO)	Power Distribution 120 VAC (SPARE)
	Power Distribution 120 VAC (SPARE)
	Power Distribution 120 VAC V1PF1 (Date Scribe)

			Date	12/2/2022	Volvo Trucks North America		Valiant TMS	Power Distribution 120 VAC (Below Disconnect)	Drawing name: =2V05&EFS-EL	= V1WC3	
			Ed.	MKLEPADLO						+ V1UC12	
			Appr		P6700 Firewall - Cell 2V05				Document type: EFS	Project nr: 22-16143	Page 2
Modification	Date	Name	Original		Replacement of	Replaced by	Scale 1:1				1019

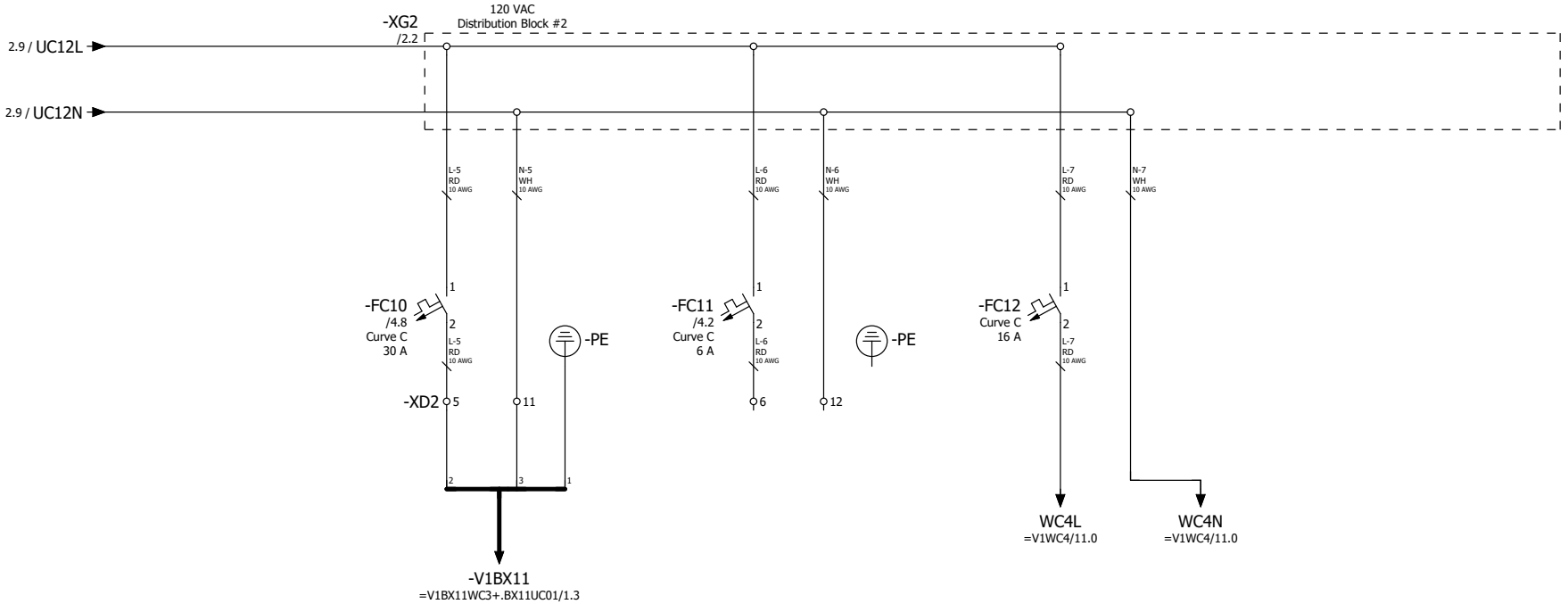

Power Distribution 120 VAC AR191 (Vision Controller)

Power Distribution 120 VAC (SPARE)

			Date	12/2/2022	Volvo Trucks North America	Valiant TMS	Power Distribution 120 VAC (Below Disconnect)	Drawing name: =2V05&EFS-EL		= V1WC3	
			Ed.	MKLEPADLO						+ V1UC12	
			Appr		P6700 Firewall - Cell 2V05			Document type: EFS	Project nr: 22-16143	Page	3
Modification	Date	Name	Original		Replacement of	Replaced by	Scale 1:1				1019

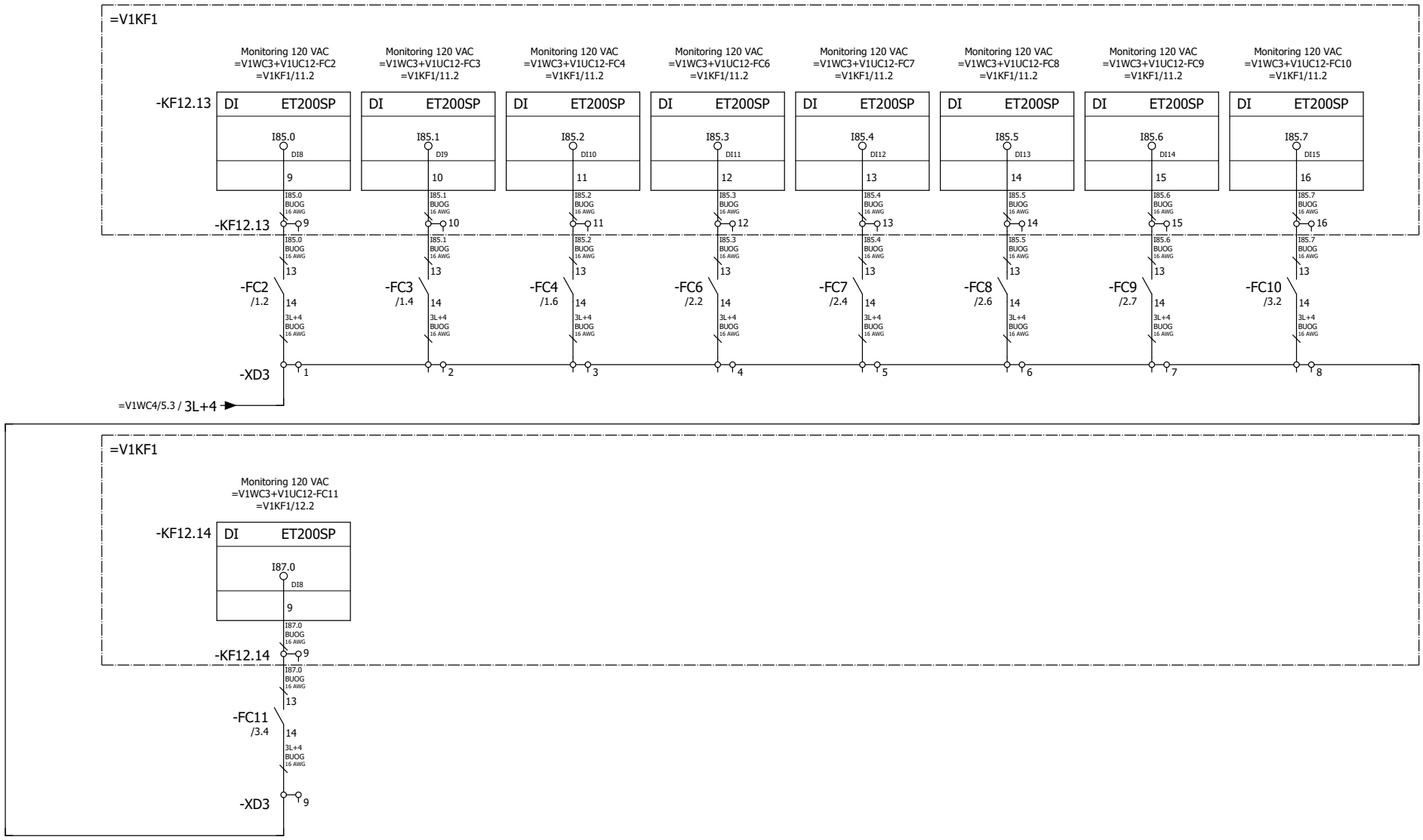

3 +.UC14/1

			Date	12/2/2022	Volvo Trucks North America		Valiant TMS	Power distribution 120 VAC monitoring (Above Disconnect)	Drawing name: =2V05&EFS-EL	= V1WC3 + V1UC12
			Ed.	MKLEPADLO	P6700 Firewall - Cell 2V05					
			Appr				Scale 1:1		Document type: EFS	Project nr: 22-16143
Modification	Date	Name	Original		Replacement of	Replaced by				Page 4 / 1019

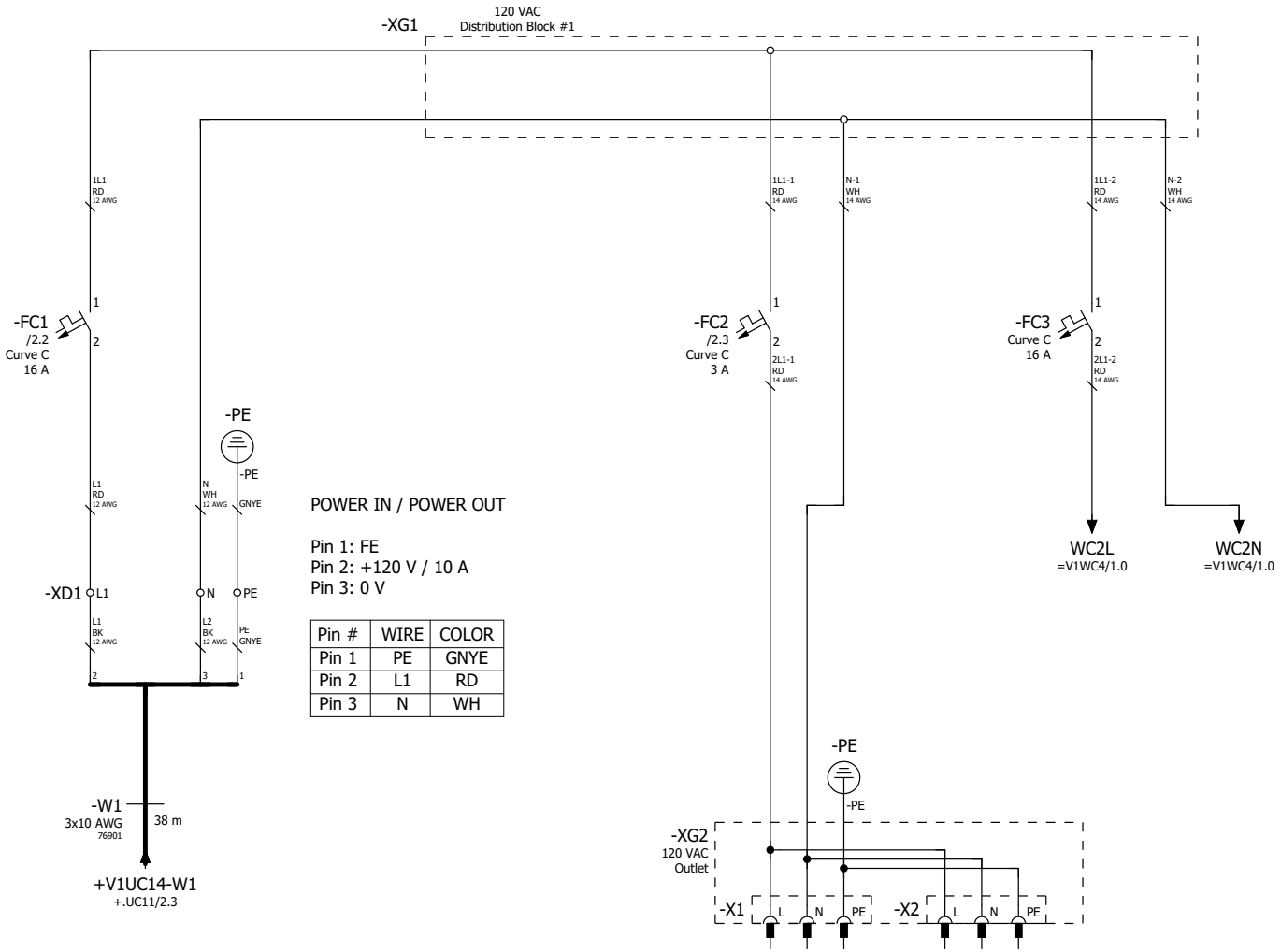

Pin #	WIRE	COLOR
Pin 1	PE	GNYE
Pin 2	L1	RD
Pin 3	N	WH

Power
Distribution
120 VAC
Programming Port

Power
Distribution
120 VAC
To 24VDC Power Supply

+.UC12/4

2

			Date	12/2/2022	Volvo Trucks North America	Valiant TMS	Power distribution 120 VAC	Drawing name: =2V05&EFS-EL	= V1WC3	
			Ed.	MKLEPADLO					+ V1UC14	
			Appr		P6700 Firewall - Cell 2V05			Document type: EFS	Project nr: 22-16143	Page 1
Modification	Date	Name	Original		Replacement of / Replaced by	Scale 1:1				1019

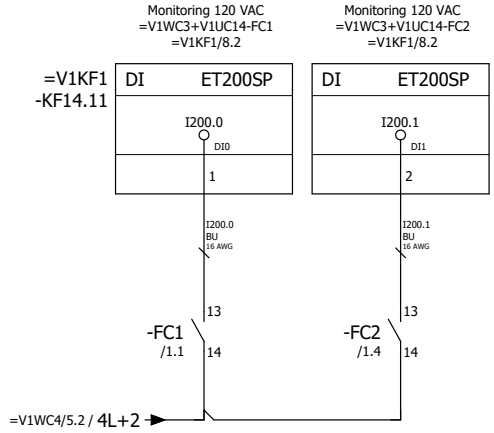

1

+.UC15/1

			Date	11/26/2022	Volvo Trucks North America		Valiant TMS	Monitoring 120VAC	Drawing name: =2V05&EFS-EL	= V1WC3
			Ed.	MKLEPADLO						+ V1UC14
			Appr		P6700 Firewall - Cell 2V05				Document type: EFS	Project nr: 22-16143
Modification	Date	Name	Original		Replacement of	Replaced by	Scale 1:1			Page 2 / 1019

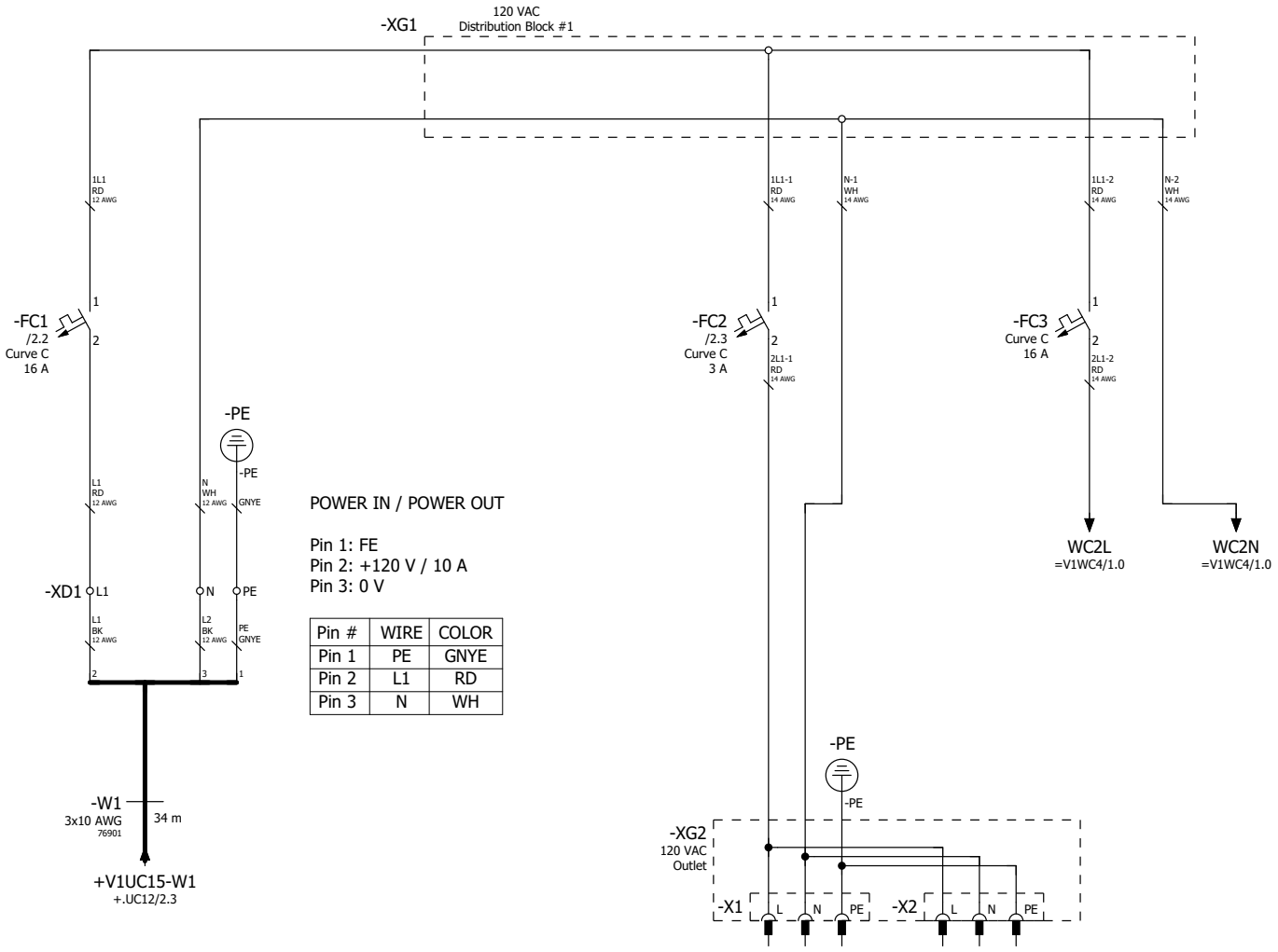

Pin #	WIRE	COLOR
Pin 1	PE	GNYE
Pin 2	L1	RD
Pin 3	N	WH

Power
Distribution
120 VAC
Programming Port

Power
Distribution
120 VAC
To 24VDC Power Supply

+.UC14/2

2

			Date	12/2/2022	Volvo Trucks North America	Valiant TMS	Power distribution 120 VAC	Drawing name: =2V05&EFS-EL	= V1WC3	
			Ed.	MKLEPADLO					+ V1UC15	
			Appr		P6700 Firewall - Cell 2V05			Document type: EFS	Project nr: 22-16143	Page 1
Modification	Date	Name	Original		Replacement of / Replaced by	Scale 1:1				1019

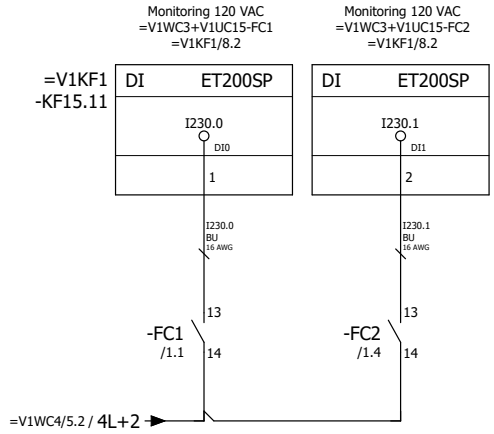

1

=V1WC4+.UC11/1

			Date	12/2/2022	Volvo Trucks North America		Valiant TMS	Monitoring 120VAC	Drawing name: =2V05&EFS-EL	= V1WC3
			Ed.	MKLEPADLO						+ V1UC15
			Appr		P6700 Firewall - Cell 2V05				Document type: EFS	Project nr: 22-16143
Modification	Date	Name	Original		Replacement of	Replaced by	Scale 1:1			Page 2 / 1019

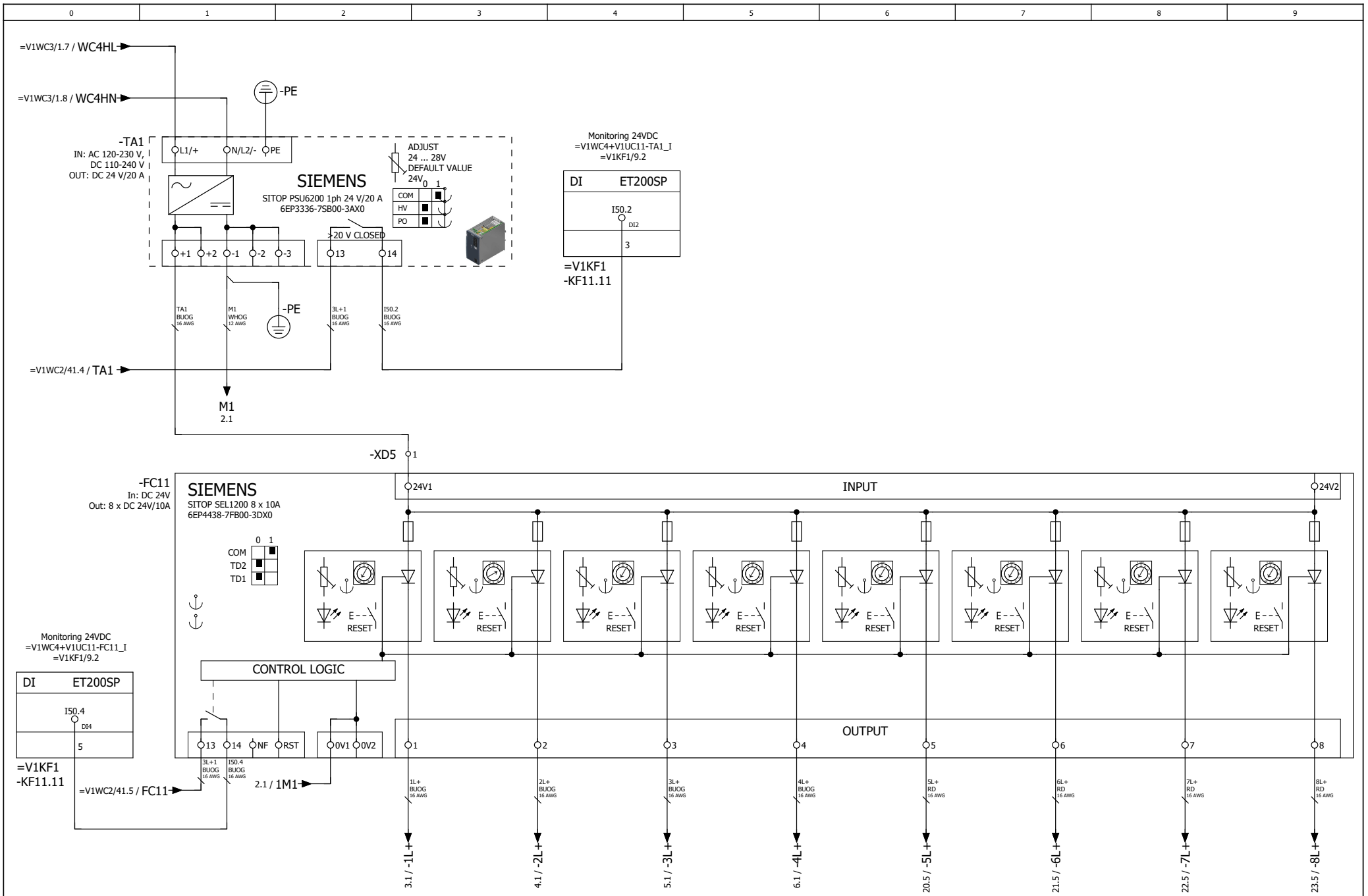

=V1WC3+.UC15/2

2

			Date	12/2/2022	Volvo Trucks North America	Valiant TMS	Power distribution 24VDC (Above Disconnect)	Drawing name: =2V05&EFS-EL	= V1WC4	
			Ed.	MKLEPADLO					+ V1UC11	
			Appr		P6700 Firewall - Cell 2V05			Document type: EFS	Project nr: 22-16143	Page 1
Modification	Date	Name	Original		Replacement of	Replaced by	Scale 1:1			1019

			Date	12/2/2022	Volvo Trucks North America		Valiant TMS	Power distribution 24VDC HL+	Drawing name: =2V05&EFS-EL		= V1WC4
			Ed.	MKLEPADLO							+ V1UC11
			Appr		P6700 Firewall - Cell 2V05				Document type: EFS	Project nr: 22-16143	Page 2
Modification	Date	Name	Original		Replacement of	Replaced by	Scale 1:1				1019



0	1	2	3	4	5	6	7	8	9

2 4

			Date	12/2/2022	Volvo Trucks North America		Valiant TMS	Power distribution 24VDC 1L+	Drawing name: =2V05&EFS-EL	= V1WC4
			Ed.	MKLEPADLO						+ V1UC11
			Appr		P6700 Firewall - Cell 2V05				Document type: EFS	Project nr: 22-16143 Page 3
Modification	Date	Name	Original		Replacement of	Replaced by	Scale 1:1			1019

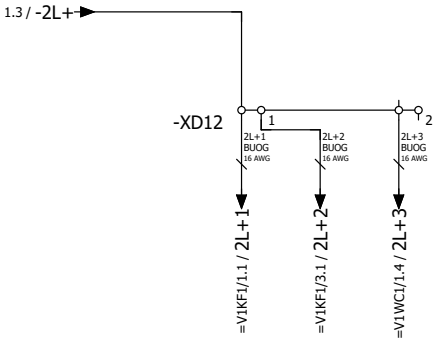

XC216 Profinet Switch

IM155 PN

Main Circuit Breaker

3 5

			Date	12/2/2022	Volvo Trucks North America		Valiant TMS	Power distribution 24VDC 2L+	Drawing name: =2V05&EFS-EL	= V1WC4
			Ed.	MKLEPADLO						+ V1UC11
			Appr		P6700 Firewall - Cell 2V05				Document type: EFS	Project nr: 22-16143
Modification	Date	Name	Original		Replacement of	Replaced by	Scale 1:1			Page 4 / 1019

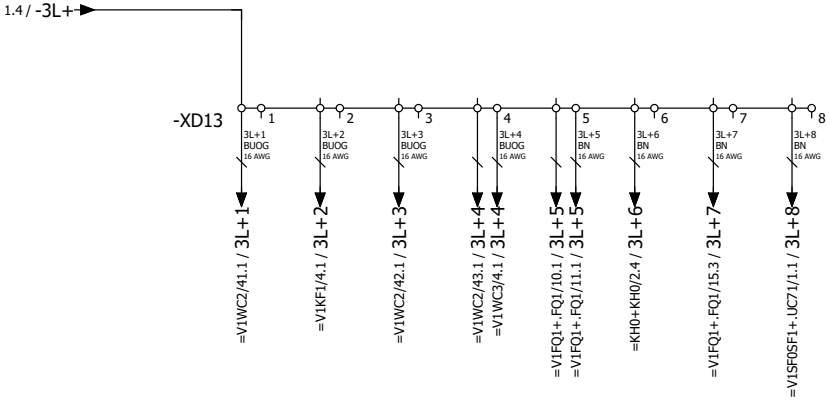

Power feedback signals Distribution Modules

Power Input Cards (DI+FDI)

Power feedback signals Circuit Breakers

Power feedback signals Circuit Breakers

Power Light Screens S010

Power Air Monitoring S010

Power Safety Area S010 Scanner

Power Run Bars S010

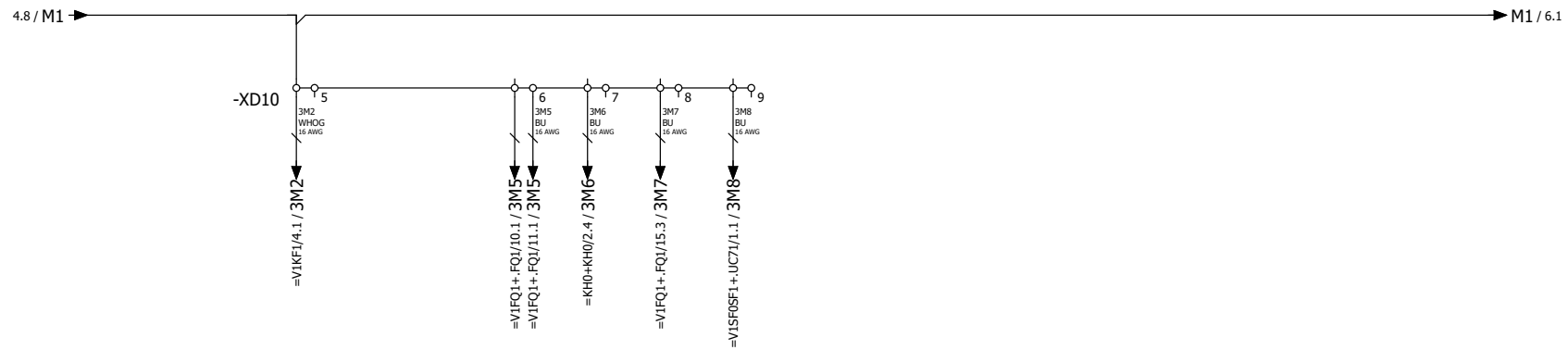

4 6

			Date	12/2/2022	Volvo Trucks North America	Valiant TMS	Power distribution 24VDC 3L+	Drawing name: =2V05&EFS-EL	= V1WC4	
			Ed.	MKLEPADLO					+ V1UC11	
			Appr		P6700 Firewall - Cell 2V05			Document type: EFS	Project nr: 22-16143	Page 5
Modification	Date	Name	Original		Replacement of	Replaced by	Scale 1:1			1019



			Date	12/2/2022	Volvo Trucks North America		Valiant TMS	Power distribution 24VDC 4L+	Drawing name: =2V05&EFS-EL		= V1WC4
			Ed.	MKLEPADLO							+ V1UC11
			Appr		P6700 Firewall - Cell 2V05				Document type: EFS	Project nr: 22-16143	Page 6
Modification	Date	Name	Original		Replacement of	Replaced by	Scale 1:1				1019

			Date	12/2/2022	Volvo Trucks North America		Valiant TMS	Power distribution 24VDC 5L+	Drawing name: =2V05&EFS-EL		= V1WC4
			Ed.	MKLEPADLO							+ V1UC11
			Appr		P6700 Firewall - Cell 2V05				Document type: EFS	Project nr: 22-16143	Page 7
Modification	Date	Name	Original		Replacement of	Replaced by	Scale 1:1				1019

			Date	12/2/2022	Volvo Trucks North America		Valiant TMS	Power distribution 24VDC 6L+	Drawing name: =2V05&EFS-EL		= V1WC4
			Ed.	MKLEPADLO							+ V1UC11
			Appr		P6700 Firewall - Cell 2V05				Document type: EFS	Project nr: 22-16143	Page 8
Modification	Date	Name	Original		Replacement of	Replaced by	Scale 1:1				1019

			Date	12/2/2022	Volvo Trucks North America		Valiant TMS	Power distribution 24VDC 7L+	Drawing name: =2V05&EFS-EL	= V1WC4	
			Ed.	MKLEPADLO						+ V1UC11	
			Appr		P6700 Firewall - Cell 2V05				Document type: EFS	Project nr: 22-16143	Page 9
Modification	Date	Name	Original		Replacement of	Replaced by	Scale 1:1				1019

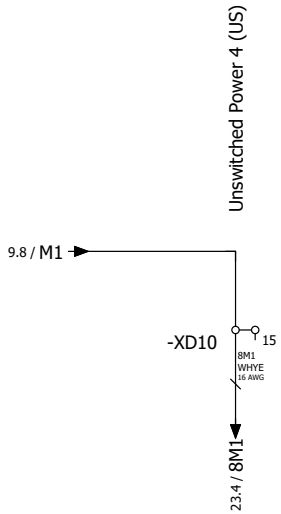

			Date	12/2/2022	Volvo Trucks North America		Valiant TMS	Power distribution 24VDC 8L+	Drawing name: =2V05&EFS-EL		= V1WC4
			Ed.	MKLEPADLO							+ V1UC11
			Appr		P6700 Firewall - Cell 2V05				Document type: EFS	Project nr: 22-16143	Page 10
Modification	Date	Name	Original		Replacement of	Replaced by	Scale 1:1				1019

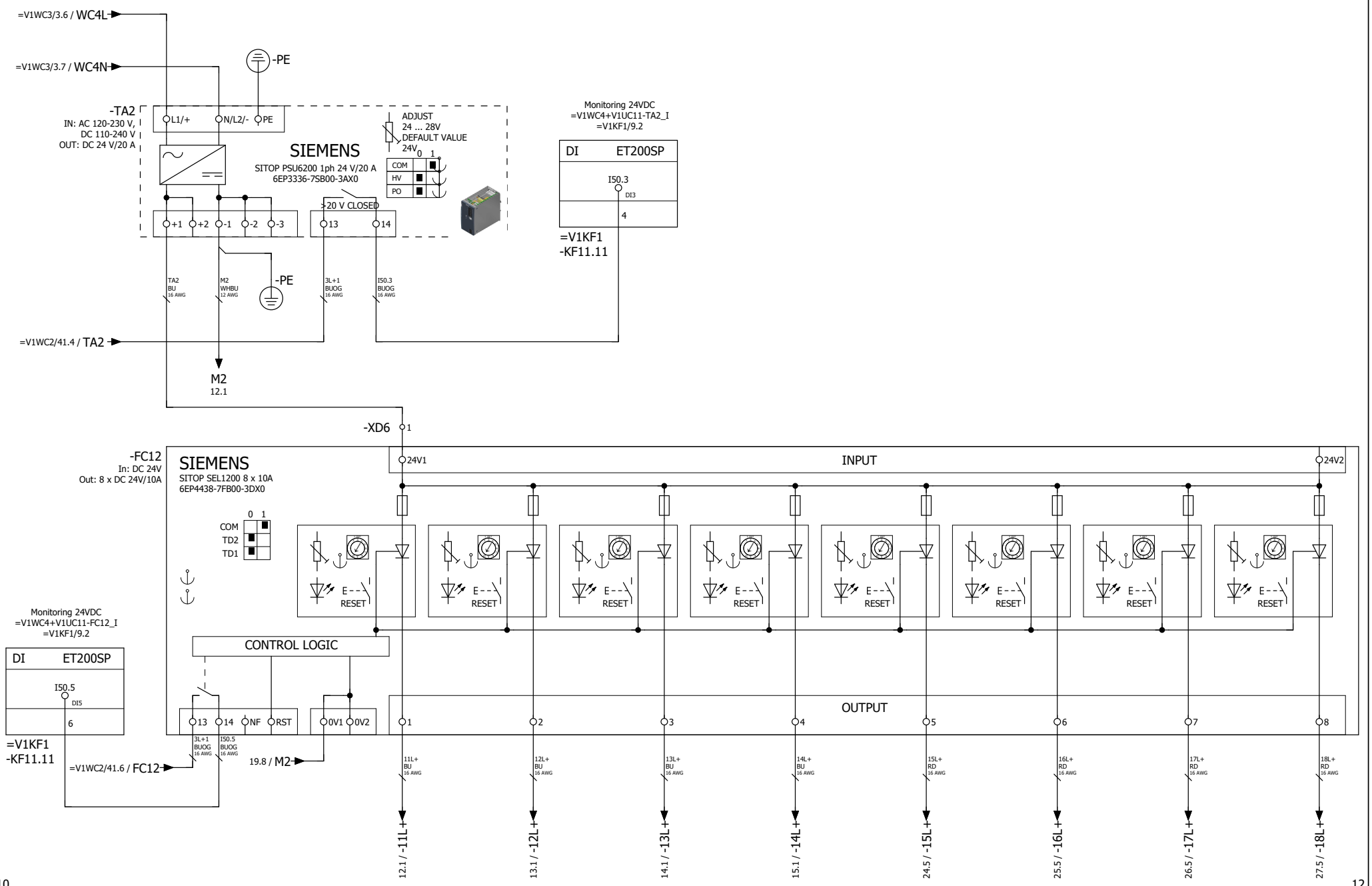

			Date	12/2/2022	Volvo Trucks North America		Valiant TMS	Power distribution 24VDC (Below Disconnect)	Drawing name: =2V05&EFS-EL	= V1WC4	
			Ed.	MKLEPADLO						+ V1UC11	
			Appr		P6700 Firewall - Cell 2V05		Scale 1:1		Document type: EFS	Project nr: 22-16143	Page 11
Modification	Date	Name	Original		Replacement of	Replaced by					1019

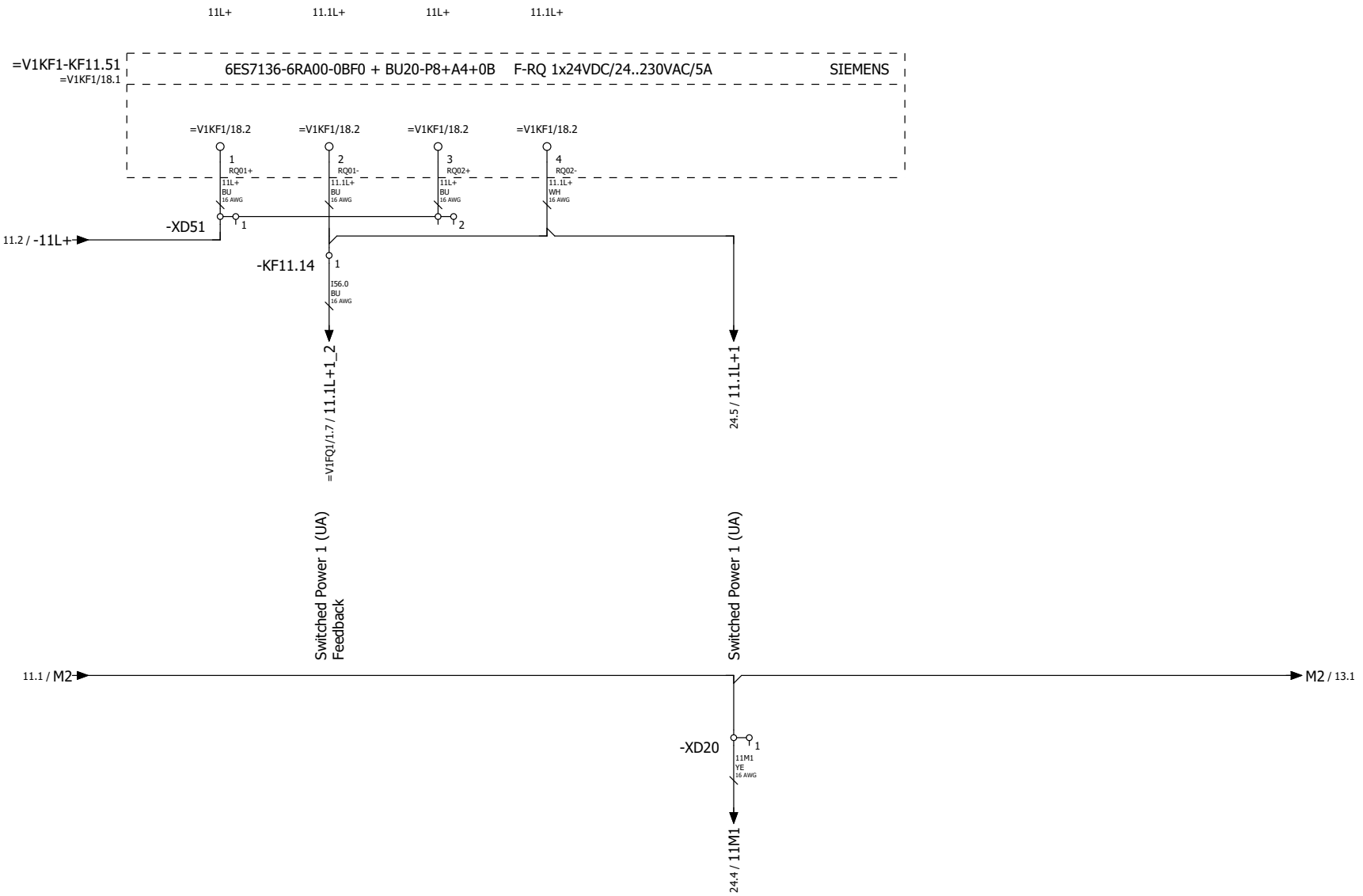

11 13

			Date	12/2/2022	Volvo Trucks North America	Valiant TMS	Power distribution 24VDC 11L+	Drawing name: =2V05&EFS-EL	= V1WC4	
			Ed.	MKLEPADLO					+ V1UC11	
			Appr		P6700 Firewall - Cell 2V05			Document type: EFS	Project nr: 22-16143	Page 12
Modification	Date	Name	Original		Replacement of	Replaced by	Scale 1:1			1019

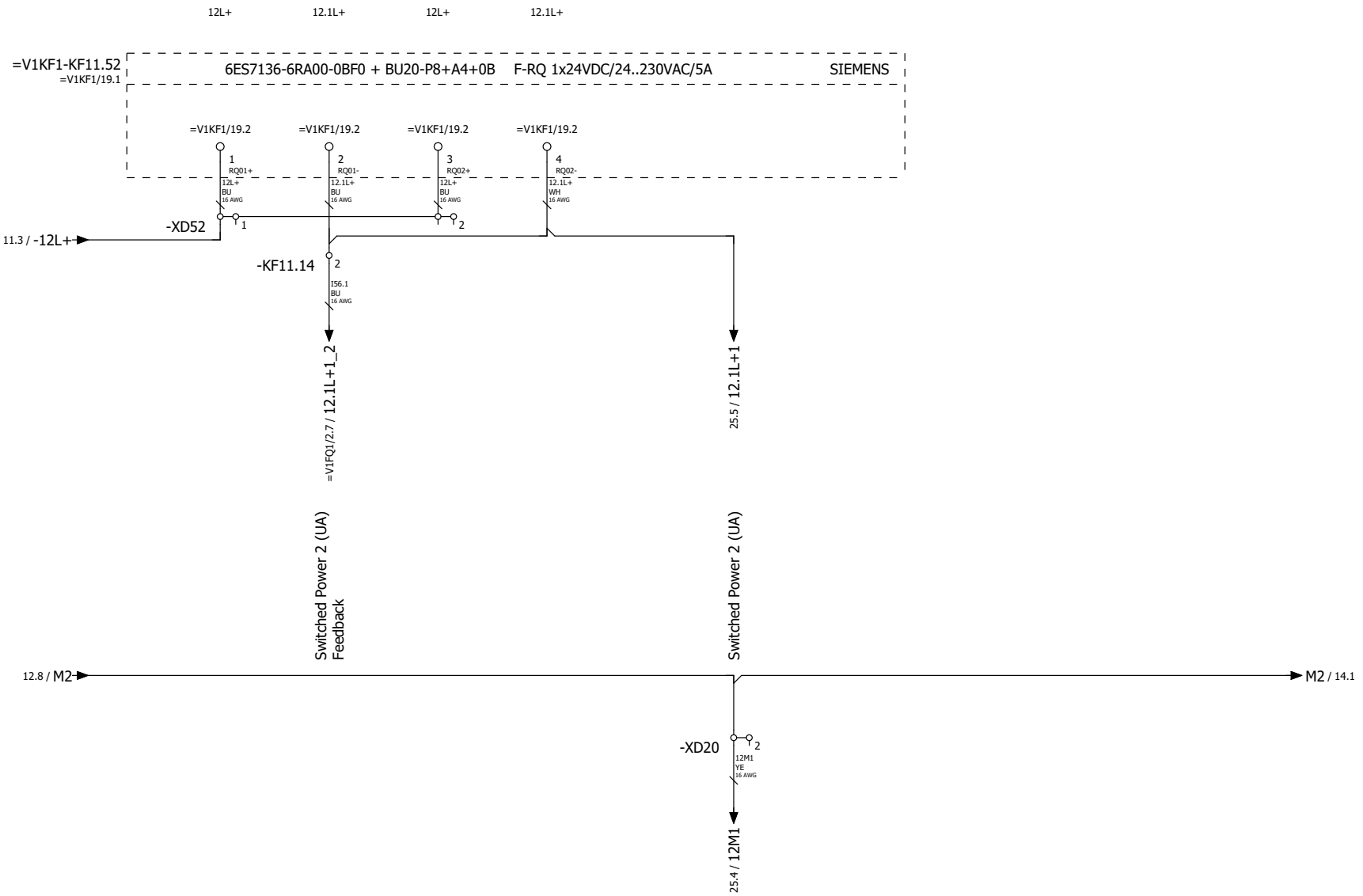

			Date	12/2/2022	Volvo Trucks North America		Valiant TMS	Power distribution 24VDC 12L+	Drawing name: =2V05&EFS-EL	= V1WC4	
			Ed.	MKLEPADLO						+ V1UC11	
			Appr		P6700 Firewall - Cell 2V05				Document type: EFS	Project nr: 22-16143	Page 13
Modification	Date	Name	Original		Replacement of	Replaced by	Scale 1:1				1019

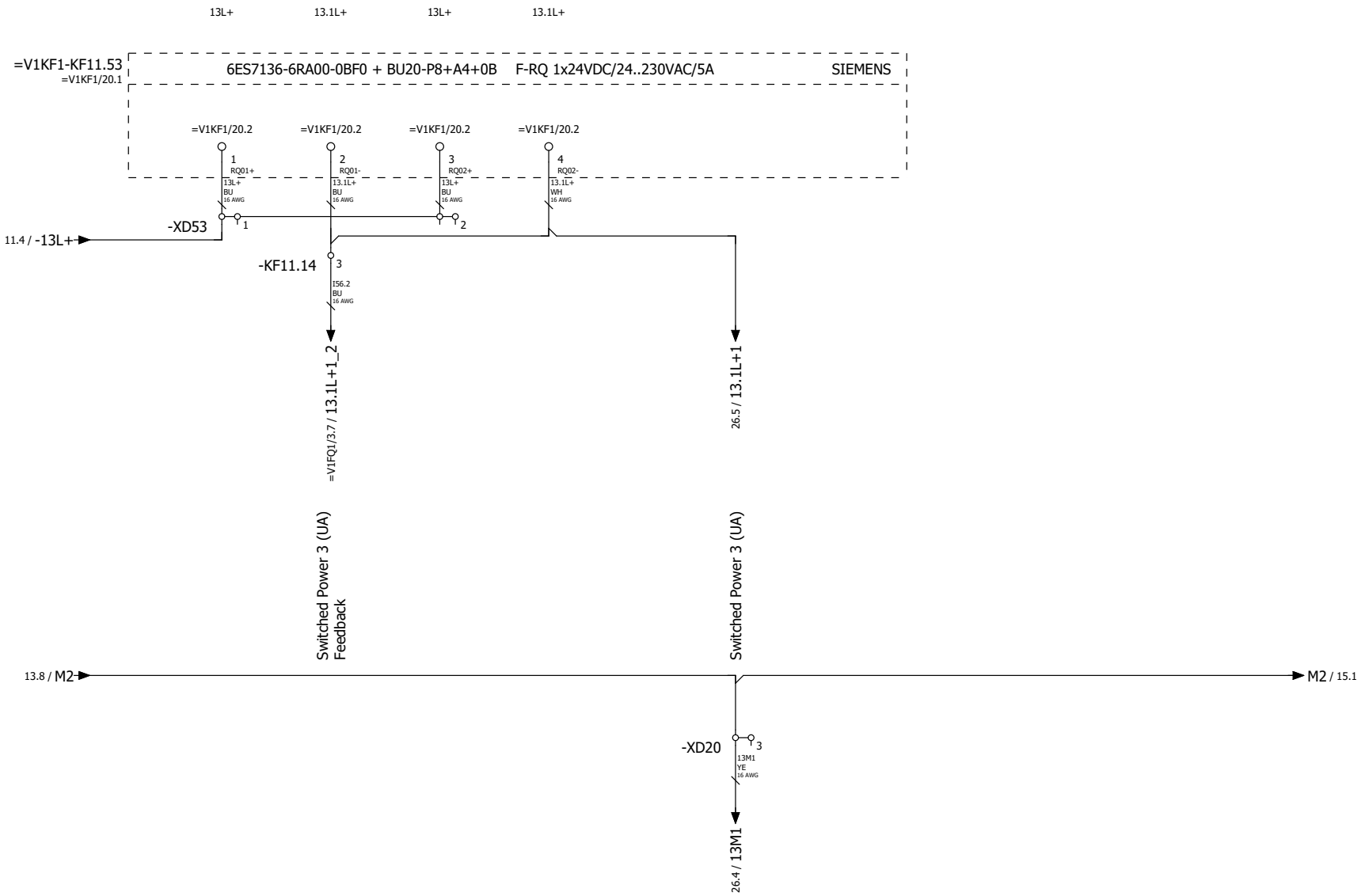

13 15

			Date	12/2/2022	Volvo Trucks North America		Valiant TMS	Power distribution 24VDC 13L+	Drawing name: =2V05&EFS-EL	= V1WC4
			Ed.	MKLEPADLO						+ V1UC11
			Appr		P6700 Firewall - Cell 2V05				Document type: EFS	Project nr: 22-16143
Modification	Date	Name	Original		Replacement of	Replaced by	Scale 1:1			Page 14 / 1019

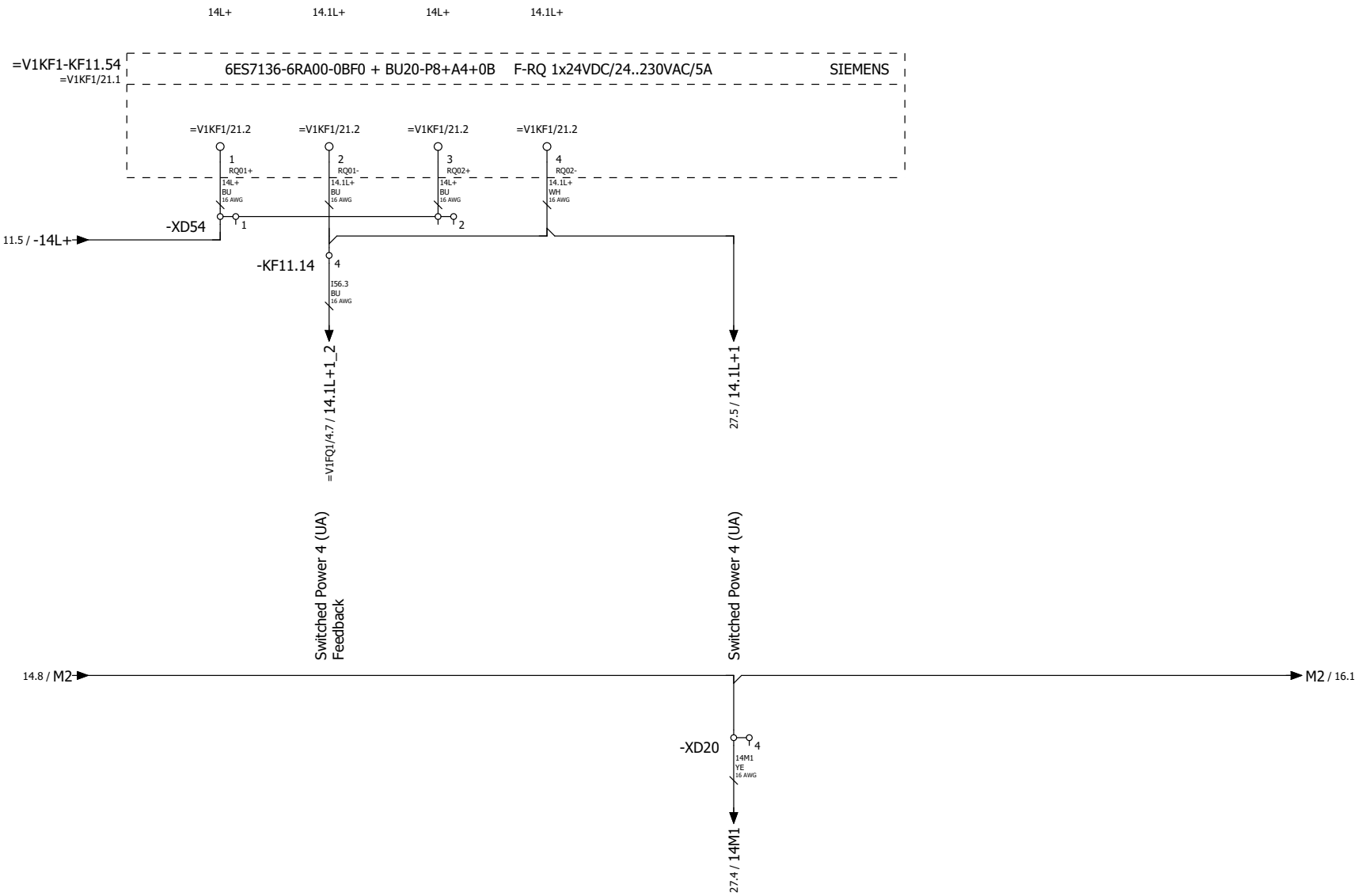

			Date	12/2/2022	Volvo Trucks North America	Valiant TMS	Power distribution 24VDC 14L+	Drawing name: =2V05&EFS-EL	= V1WC4	
			Ed.	MKLEPADLO					+ V1UC11	
			Appr		P6700 Firewall - Cell 2V05			Document type: EFS	Project nr: 22-16143	Page 15
Modification	Date	Name	Original		Replacement of	Replaced by	Scale 1:1			1019

15 17

			Date	12/2/2022	Volvo Trucks North America		Valiant TMS	Power distribution 24VDC 15L+	Drawing name: =2V05&EFS-EL	= V1WC4
			Ed.	MKLEPADLO						+ V1UC11
			Appr		P6700 Firewall - Cell 2V05				Document type: EFS	Project nr: 22-16143 Page 16
Modification	Date	Name	Original		Replacement of	Replaced by	Scale 1:1			1019

16 18

			Date	12/2/2022	Volvo Trucks North America		Valiant TMS	Power distribution 24VDC 16L+	Drawing name: =2V05&EFS-EL		= V1WC4
			Ed.	MKLEPADLO							+ V1UC11
			Appr		P6700 Firewall - Cell 2V05				Document type: EFS	Project nr: 22-16143	Page 17
Modification	Date	Name	Original		Replacement of	Replaced by	Scale 1:1				1019

17 19

			Date	12/2/2022	Volvo Trucks North America		Valiant TMS	Power distribution 24VDC 17L+	Drawing name: =2V05&EFS-EL	= V1WC4
			Ed.	MKLEPADLO						+ V1UC11
			Appr		P6700 Firewall - Cell 2V05				Document type: EFS	Project nr: 22-16143
Modification	Date	Name	Original		Replacement of	Replaced by	Scale 1:1			Page 18 / 1019

18 20

			Date	12/2/2022	Volvo Trucks North America		Valiant TMS	Power distribution 24VDC 18L+	Drawing name: =2V05&EFS-EL	= V1WC4
			Ed.	MKLEPADLO						+ V1UC11
			Appr		P6700 Firewall - Cell 2V05				Document type: EFS	Project nr: 22-16143
Modification	Date	Name	Original		Replacement of	Replaced by	Scale 1:1			Page 19 / 1019

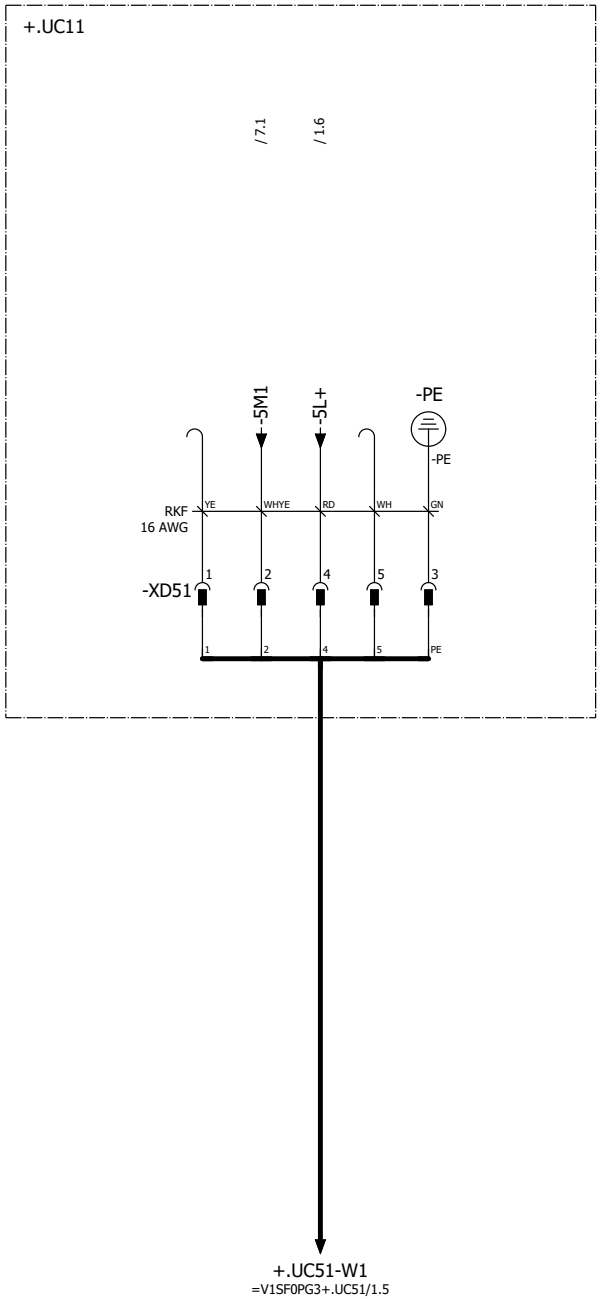

POWER IN / POWER OUT

Pin 1: 0 V UA
Pin 2: 0 V US
Pin 3: FE
Pin 4: +24 V US / 9 A
Pin 5: +24 V UA / 9 A

Pin #	WIRE	COLOR
Pin 1	N/C	YE
Pin 2	-5M1	WHYE
Pin 3	GND	GN
Pin 4	-5L+	RD
Pin 5	N/C	WH

			Date	12/2/2022	Volvo Trucks North America	Valiant TMS	24VDC Unswitched Power 1	Drawing name: =2V05&EFS-EL	= V1WC4
			Ed.	MKLEPADLO					+ V1UC11
			Appr		P6700 Firewall - Cell 2V05			Document type: EFS	Project nr: 22-16143
Modification	Date	Name	Original		Replacement of	Replaced by	Scale 1:1		Page 20 / 1019

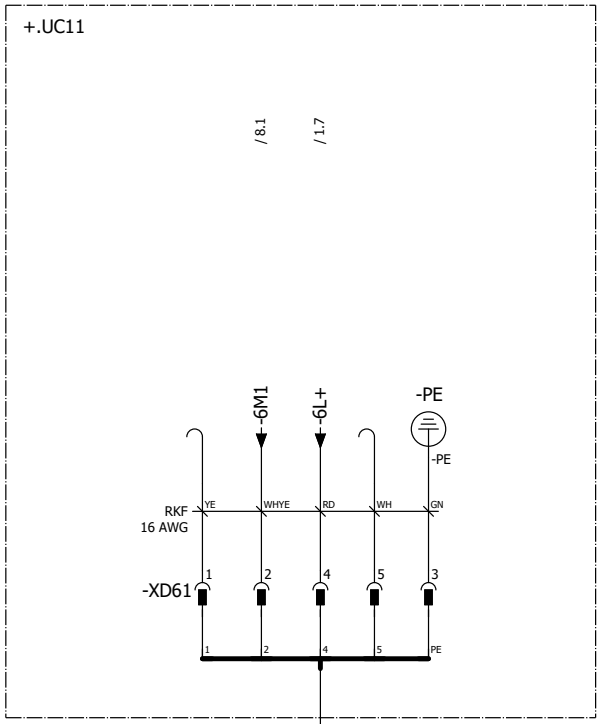

POWER IN / POWER OUT

Pin 1: 0 V UA
Pin 2: 0 V US
Pin 3: FE
Pin 4: +24 V US / 9 A
Pin 5: +24 V UA / 9 A

Pin #	WIRE	COLOR
Pin 1	N/C	YE
Pin 2	-6M1	WHYE
Pin 3	GND	GN
Pin 4	-6L+	RD
Pin 5	N/C	WH

+.FQ1-BG1
=V1FQ1+.FQ1/1.3

20

22

			Date	12/2/2022	Volvo Trucks North America	Valiant TMS	24VDC Unswitched Power 2	Drawing name: =2V05&EFS-EL	= V1WC4	
			Ed.	MKLEPADLO					+ V1UC11	
			Appr		P6700 Firewall - Cell 2V05			Document type: EFS	Project nr: 22-16143	Page 21
Modification	Date	Name	Original		Replacement of / Replaced by	Scale 1:1				1019

+.UC11

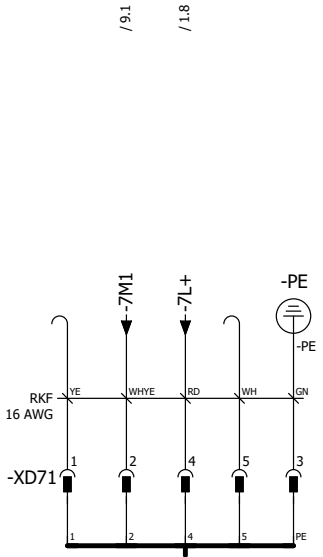

POWER IN / POWER OUT

Pin 1: 0 V UA
Pin 2: 0 V US
Pin 3: FE
Pin 4: +24 V US / 9 A
Pin 5: +24 V UA / 9 A

Pin #	WIRE	COLOR
Pin 1	N/C	YE
Pin 2	-7M1	WHYE
Pin 3	GND	GN
Pin 4	-7L+	RD
Pin 5	N/C	WH

-UNSWITCHEDPWR3

			Date	12/2/2022	Volvo Trucks North America		Valiant TMS	24VDC Unswitched Power 3	Drawing name: =2V05&EFS-EL	= V1WC4	
			Ed.	MKLEPADLO						+ V1UC11	
			Appr		P6700 Firewall - Cell 2V05				Document type: EFS	Project nr: 22-16143	Page 22
Modification	Date	Name	Original		Replacement of	Replaced by	Scale 1:1				1019

+.UC11

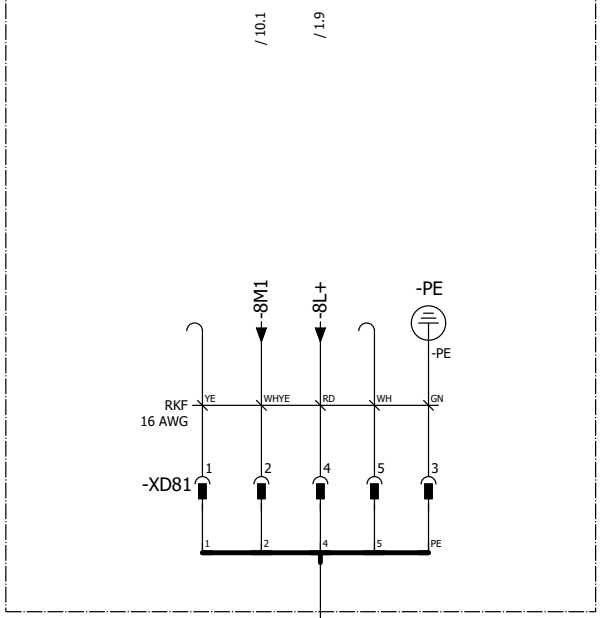

POWER IN / POWER OUT

Pin 1: 0 V UA
Pin 2: 0 V US
Pin 3: FE
Pin 4: +24 V US / 9 A
Pin 5: +24 V UA / 9 A

Pin #	WIRE	COLOR
Pin 1	N/C	YE
Pin 2	-8M1	WHYE
Pin 3	GND	GN
Pin 4	-8L+	RD
Pin 5	N/C	WH

+.FQ1-BG2
=V1FQ1+.FQ1/2.3

22

24

			Date	12/2/2022	Volvo Trucks North America		Valiant TMS	24VDC Unswitched Power 4	Drawing name: =2V05&EFS-EL	= V1WC4
			Ed.	MKLEPADLO						+ V1UC11
			Appr		P6700 Firewall - Cell 2V05				Document type: EFS	Project nr: 22-16143
Modification	Date	Name	Original		Replacement of	Replaced by	Scale 1:1			Page 23 / 1019

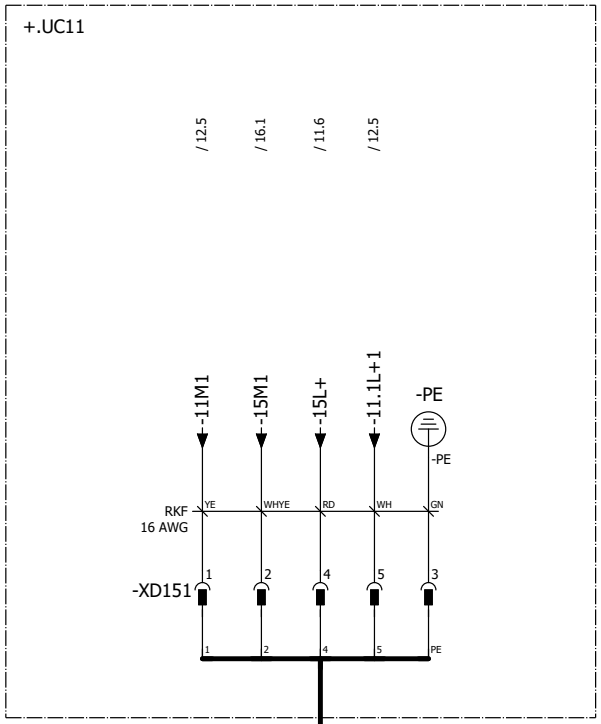

POWER IN / POWER OUT

Pin 1: 0 V UA
Pin 2: 0 V US
Pin 3: FE
Pin 4: +24 V US / 9 A
Pin 5: +24 V UA / 9 A

Pin #	WIRE	COLOR
Pin 1	-11M1	YE
Pin 2	-15M1	WHYE
Pin 3	GND	GN
Pin 4	-15L+	RD
Pin 5	-11.1L+1	WH

-SWITCHEDPWR1
=V1GL1WC4+.GL1/1.1

23

25

			Date	12/2/2022	Volvo Trucks North America		Valiant TMS	24VDC Switched Power 1	Drawing name: =2V05&EFS-EL	= V1WC4	
			Ed.	MKLEPADLO						+ V1UC11	
			Appr		P6700 Firewall - Cell 2V05				Document type: EFS	Project nr: 22-16143	Page 24
Modification	Date	Name	Original		Replacement of	Replaced by	Scale 1:1				1019

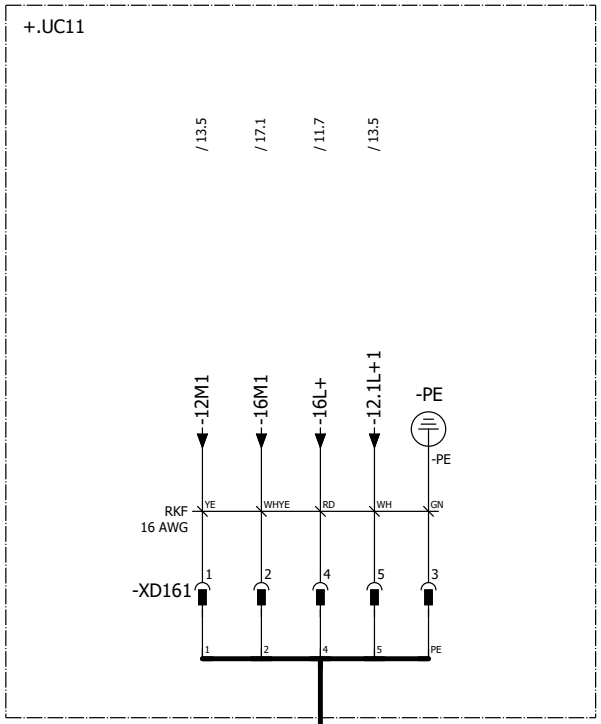

POWER IN / POWER OUT

Pin 1: 0 V UA
Pin 2: 0 V US
Pin 3: FE
Pin 4: +24 V US / 9 A
Pin 5: +24 V UA / 9 A

Pin #	WIRE	COLOR
Pin 1	-12M1	YE
Pin 2	-16M1	WHYE
Pin 3	GND	GN
Pin 4	-16L+	RD
Pin 5	-12.1L+1	WH

+V1UQ51-W1
=V1UQ51KF1+.UQ51/1.1

			Date	12/2/2022	Volvo Trucks North America	Valiant TMS	24VDC Switched Power 2	Drawing name: =2V05&EFS-EL	= V1WC4
			Ed.	MKLEPADLO					+ V1UC11
			Appr		P6700 Firewall - Cell 2V05			Document type: EFS	Project nr: 22-16143 Page 25
Modification	Date	Name	Original		Replacement of / Replaced by	Scale 1:1			1019

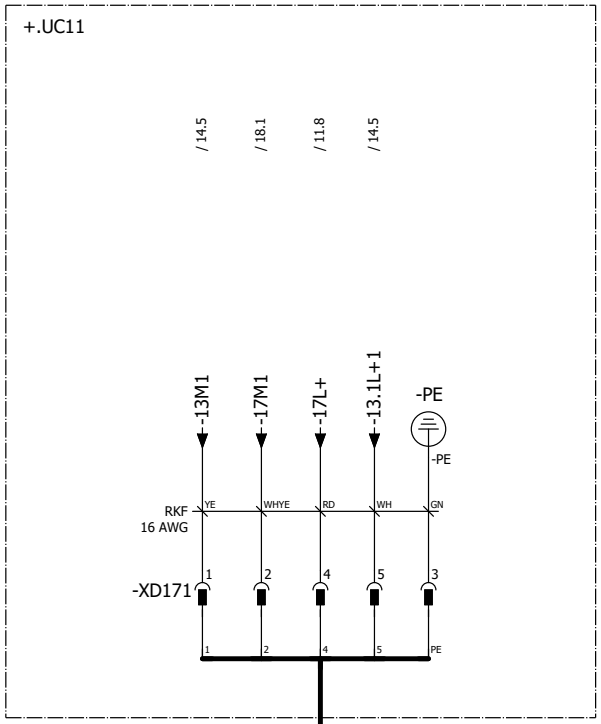

POWER IN / POWER OUT

Pin 1: 0 V UA
Pin 2: 0 V US
Pin 3: FE
Pin 4: +24 V US / 9 A
Pin 5: +24 V UA / 9 A

Pin #	WIRE	COLOR
Pin 1	-13M1	YE
Pin 2	-17M1	WHYE
Pin 3	GND	GN
Pin 4	-17L+	RD
Pin 5	-13.1L+1	WH

-SWITCHEDPWR3
=V1GL1WC4+.GL1/1.3

25

27

			Date	12/2/2022	Volvo Trucks North America		Valiant TMS	24VDC Switched Power 3	Drawing name: =2V05&EFS-EL	= V1WC4	
			Ed.	MKLEPADLO						+ V1UC11	
			Appr		P6700 Firewall - Cell 2V05				Document type: EFS	Project nr: 22-16143	Page 26
Modification	Date	Name	Original		Replacement of	Replaced by	Scale 1:1				1019

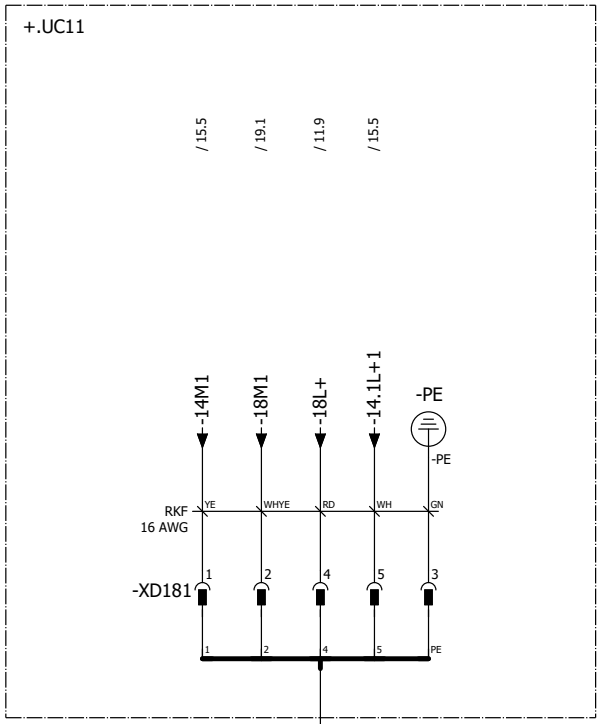

POWER IN / POWER OUT

Pin 1: 0 V UA
Pin 2: 0 V US
Pin 3: FE
Pin 4: +24 V US / 9 A
Pin 5: +24 V UA / 9 A

Pin #	WIRE	COLOR
Pin 1	-14M1	YE
Pin 2	-18M1	WHYE
Pin 3	GND	GN
Pin 4	-18L+	RD
Pin 5	-14.1L+1	WH

-SWITCHEDPWR4

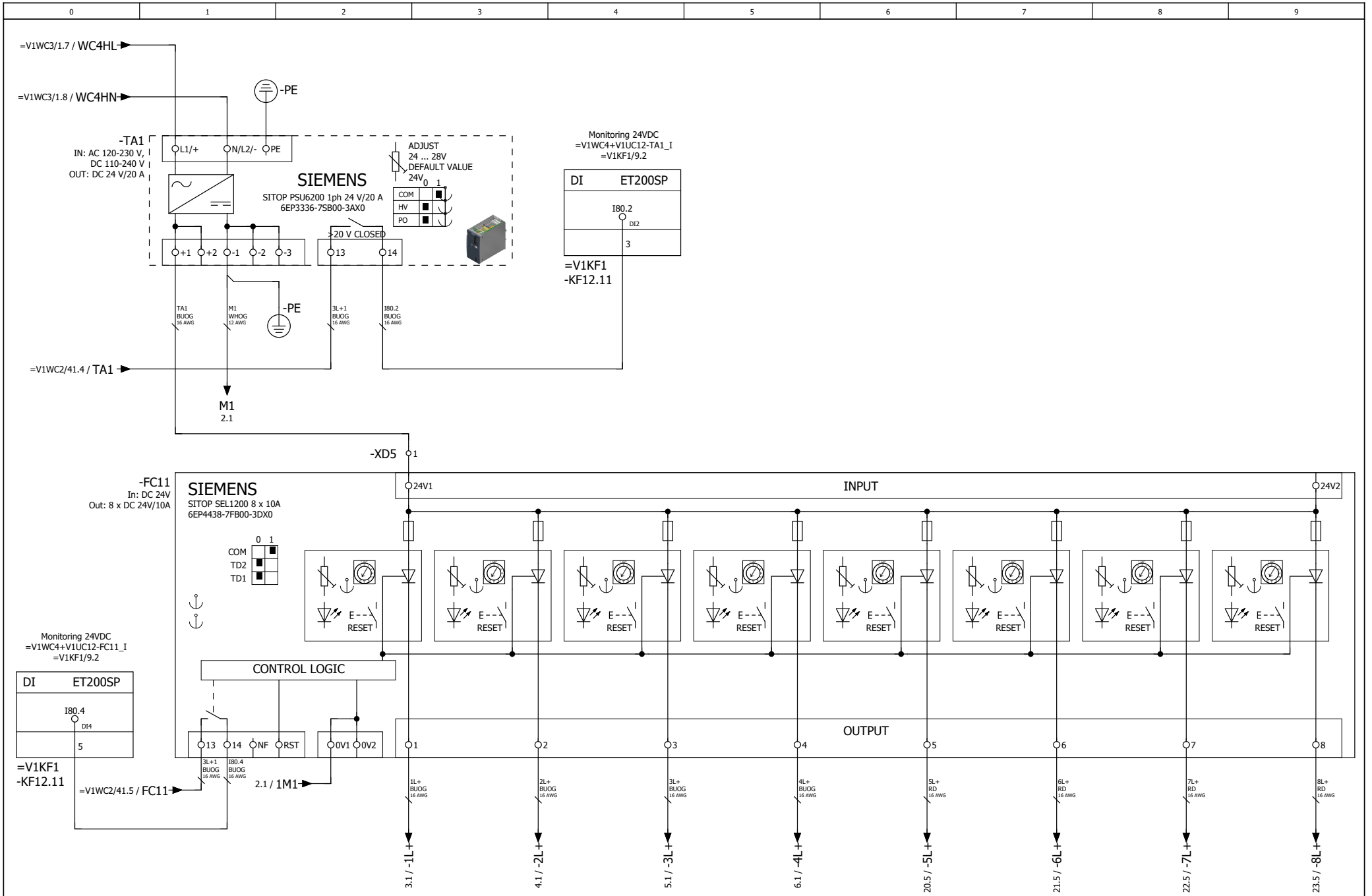

+.UC11/27

2

			Date	12/2/2022	Volvo Trucks North America		Valiant TMS	Power distribution 24VDC (Above Disconnect)	Drawing name: =2V05&EFS-EL	= V1WC4
			Ed.	MKLEPADLO						+ V1UC12
			Appr		P6700 Firewall - Cell 2V05				Document type: EFS	Project nr: 22-16143
Modification	Date	Name	Original		Replacement of	Replaced by	Scale 1:1			Page 1 / 1019

			Date	12/2/2022	Volvo Trucks North America		Valiant TMS	Power distribution 24VDC HL+	Drawing name: =2V05&EFS-EL		= V1WC4
			Ed.	MKLEPADLO							+ V1UC12
			Appr		P6700 Firewall - Cell 2V05				Document type: EFS	Project nr: 22-16143	Page 2
Modification	Date	Name	Original		Replacement of	Replaced by	Scale 1:1				1019



			Date	12/2/2022	Volvo Trucks North America		Valiant TMS	Power distribution 24VDC 1L+	Drawing name: =2V05&EFS-EL		= V1WC4
			Ed.	MKLEPADLO							+ V1UC12
			Appr		P6700 Firewall - Cell 2V05				Document type: EFS	Project nr: 22-16143	Page 3
Modification	Date	Name	Original		Replacement of	Replaced by	Scale 1:1				1019

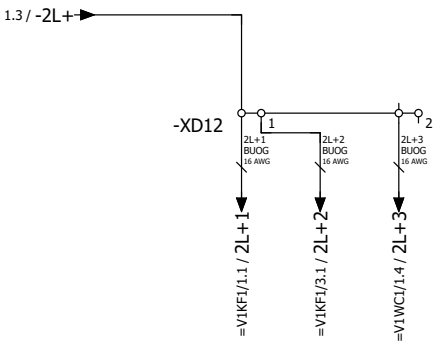



3 5

			Date	12/2/2022	Volvo Trucks North America		Valiant TMS	Power distribution 24VDC 2L+	Drawing name: =2V05&EFS-EL	= V1WC4
			Ed.	MKLEPADLO						+ V1UC12
			Appr		P6700 Firewall - Cell 2V05				Document type: EFS	Project nr: 22-16143
Modification	Date	Name	Original		Replacement of	Replaced by	Scale 1:1			Page 4 / 1019

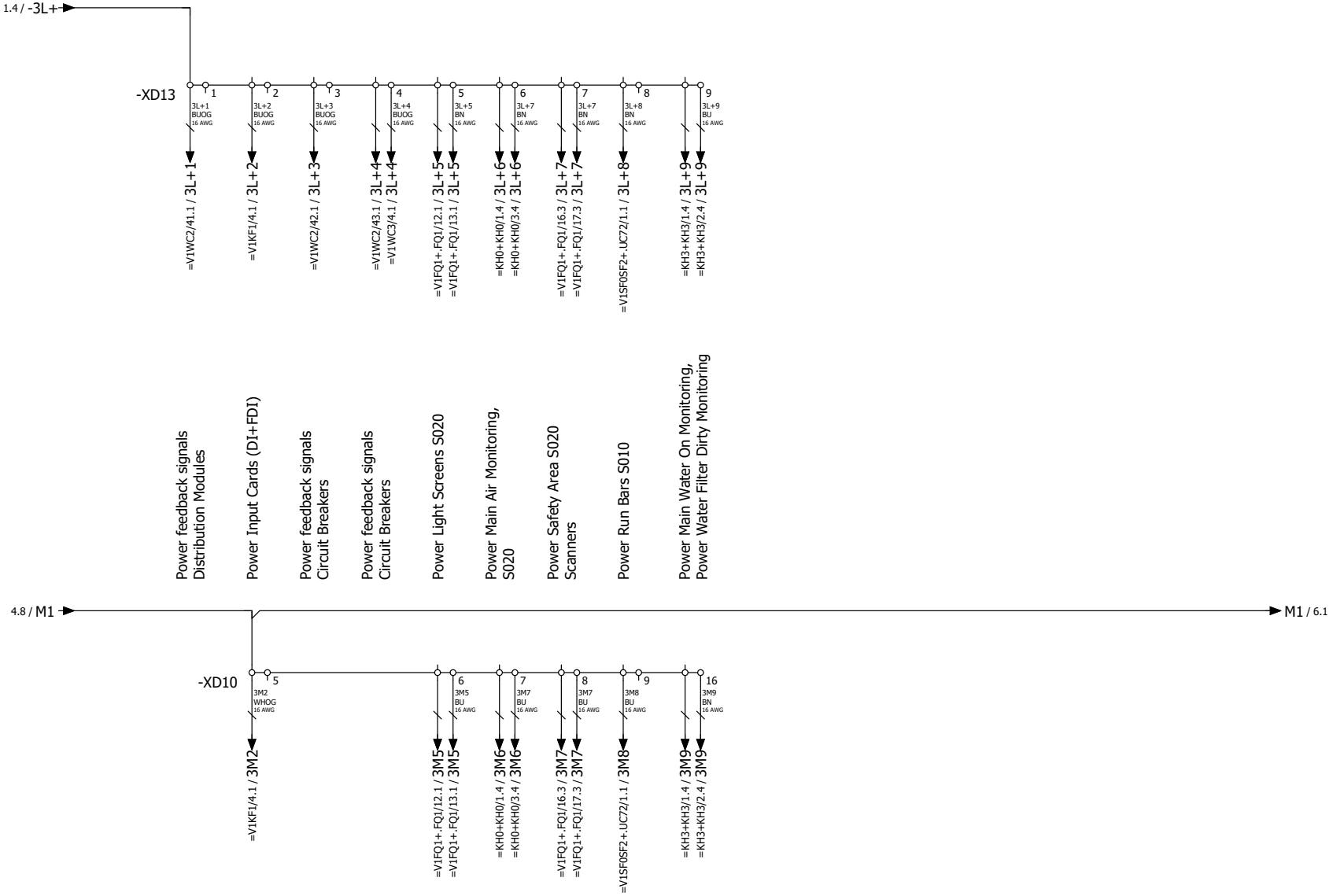

			Date	12/2/2022	Volvo Trucks North America	Valiant TMS	Power distribution 24VDC 3L+	Drawing name: =2V05&EFS-EL	= V1WC4	
			Ed.	MKLEPADLO					+ V1UC12	
			Appr		P6700 Firewall - Cell 2V05			Document type: EFS	Project nr: 22-16143	Page 5
Modification	Date	Name	Original		Replacement of / Replaced by	Scale 1:1				1019



			Date	12/2/2022	Volvo Trucks North America		Valiant TMS	Power distribution 24VDC 4L+	Drawing name: =2V05&EFS-EL	= V1WC4	
			Ed.	MKLEPADLO						+ V1UC12	
			Appr		P6700 Firewall - Cell 2V05				Document type: EFS	Project nr: 22-16143	Page 6
Modification	Date	Name	Original		Replacement of	Replaced by	Scale 1:1				1019

			Date	12/2/2022	Volvo Trucks North America		Valiant TMS	Power distribution 24VDC 5L+	Drawing name: =2V05&EFS-EL		= V1WC4
			Ed.	MKLEPADLO							+ V1UC12
			Appr		P6700 Firewall - Cell 2V05				Document type: EFS	Project nr: 22-16143	Page 7
Modification	Date	Name	Original		Replacement of	Replaced by	Scale 1:1				1019

			Date	12/2/2022	Volvo Trucks North America		Valiant TMS	Power distribution 24VDC 6L+	Drawing name: =2V05&EFS-EL		= V1WC4
			Ed.	MKLEPADLO							+ V1UC12
			Appr		P6700 Firewall - Cell 2V05				Document type: EFS	Project nr: 22-16143	Page 8
Modification	Date	Name	Original		Replacement of	Replaced by	Scale 1:1				1019

			Date	12/2/2022	Volvo Trucks North America		Valiant TMS	Power distribution 24VDC 7L+	Drawing name: =2V05&EFS-EL	= V1WC4	
			Ed.	MKLEPADLO						+ V1UC12	
			Appr		P6700 Firewall - Cell 2V05				Document type: EFS	Project nr: 22-16143	Page 9
Modification	Date	Name	Original		Replacement of	Replaced by	Scale 1:1				1019

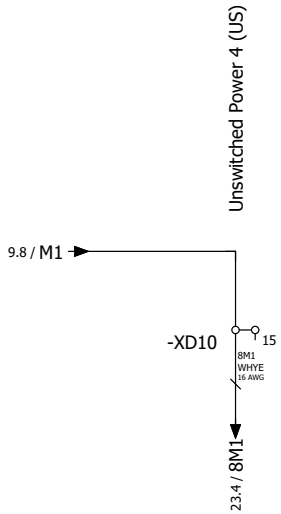

			Date	12/2/2022	Volvo Trucks North America		Valiant TMS	Power distribution 24VDC 8L+	Drawing name: =2V05&EFS-EL		= V1WC4
			Ed.	MKLEPADLO							+ V1UC12
			Appr		P6700 Firewall - Cell 2V05				Document type: EFS	Project nr: 22-16143	Page 10
Modification	Date	Name	Original		Replacement of	Replaced by	Scale 1:1				1019

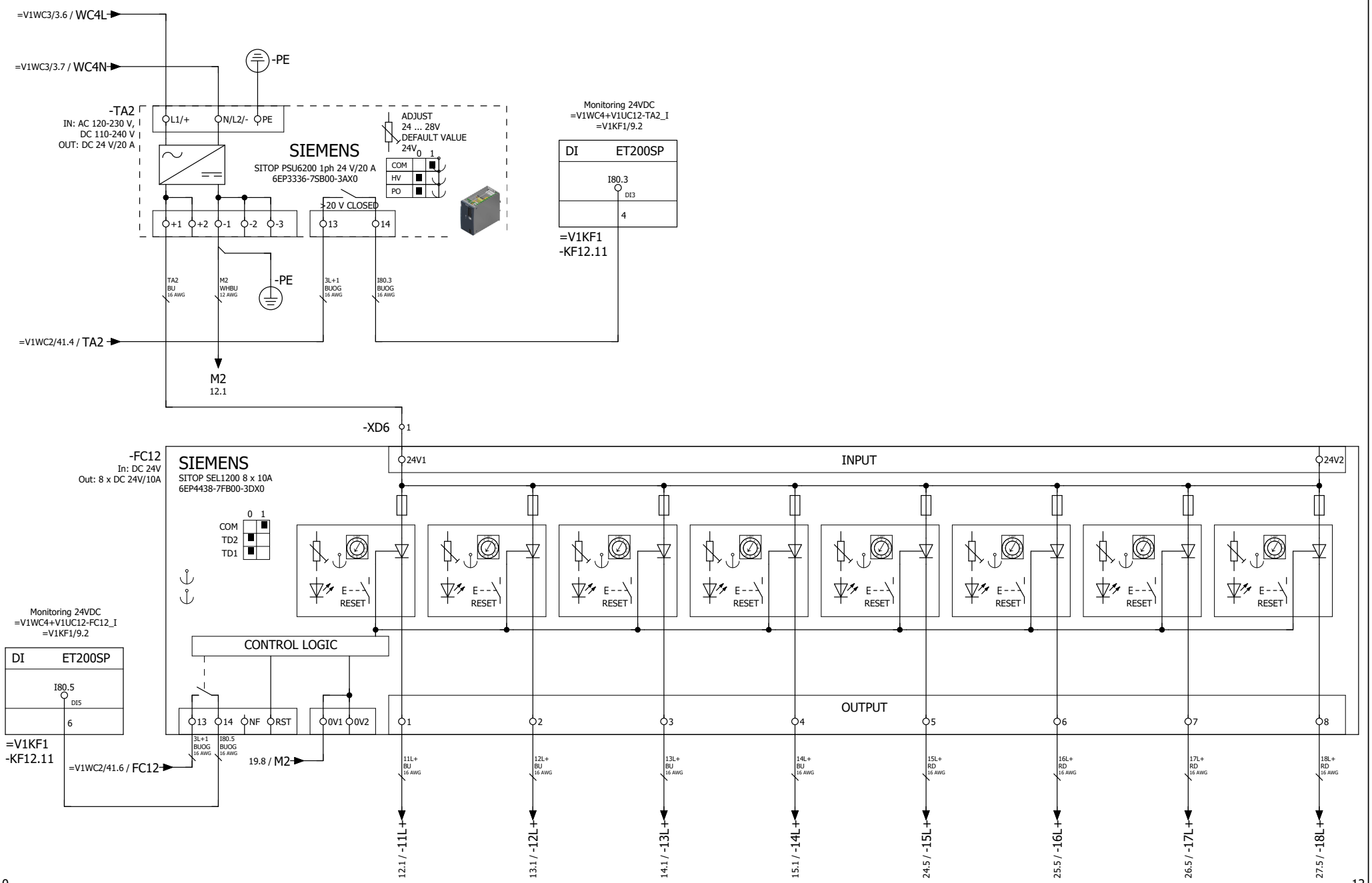

10 12

			Date	12/2/2022	Volvo Trucks North America		Valiant TMS	Power distribution 24VDC (Below Disconnect)	Drawing name: =2V05&EFS-EL	= V1WC4
			Ed.	MKLEPADLO						+ V1UC12
			Appr		P6700 Firewall - Cell 2V05				Document type: EFS	Project nr: 22-16143
Modification	Date	Name	Original		Replacement of	Replaced by	Scale 1:1			Page 11 / 1019

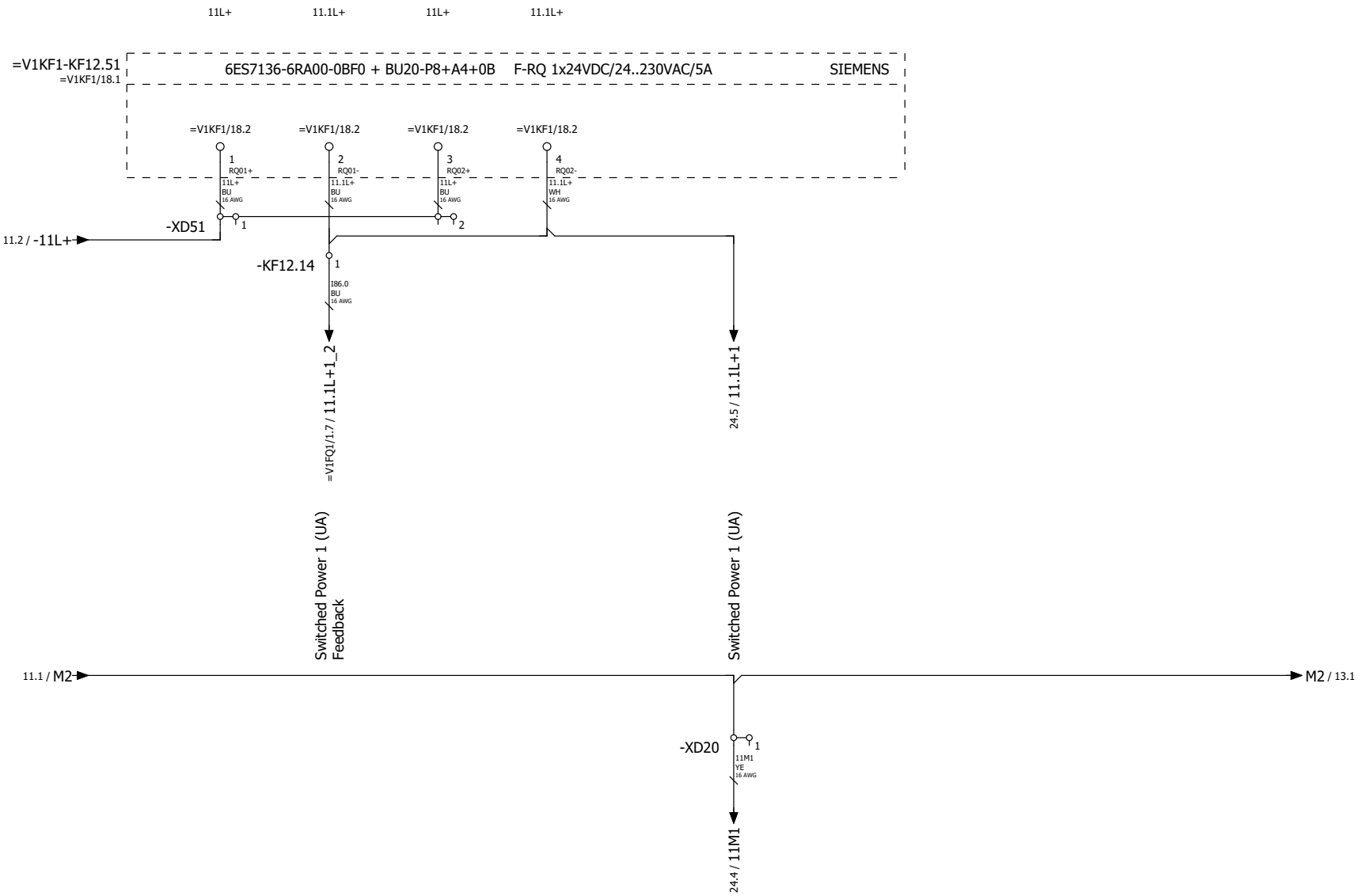

11 13

			Date	12/2/2022	Volvo Trucks North America	Valiant TMS	Power distribution 24VDC 11L+	Drawing name: =2V05&EFS-EL	= V1WC4	
			Ed.	MKLEPADLO					+ V1UC12	
			Appr		P6700 Firewall - Cell 2V05			Document type: EFS	Project nr: 22-16143	Page 12
Modification	Date	Name	Original		Replacement of	Replaced by	Scale 1:1			1019

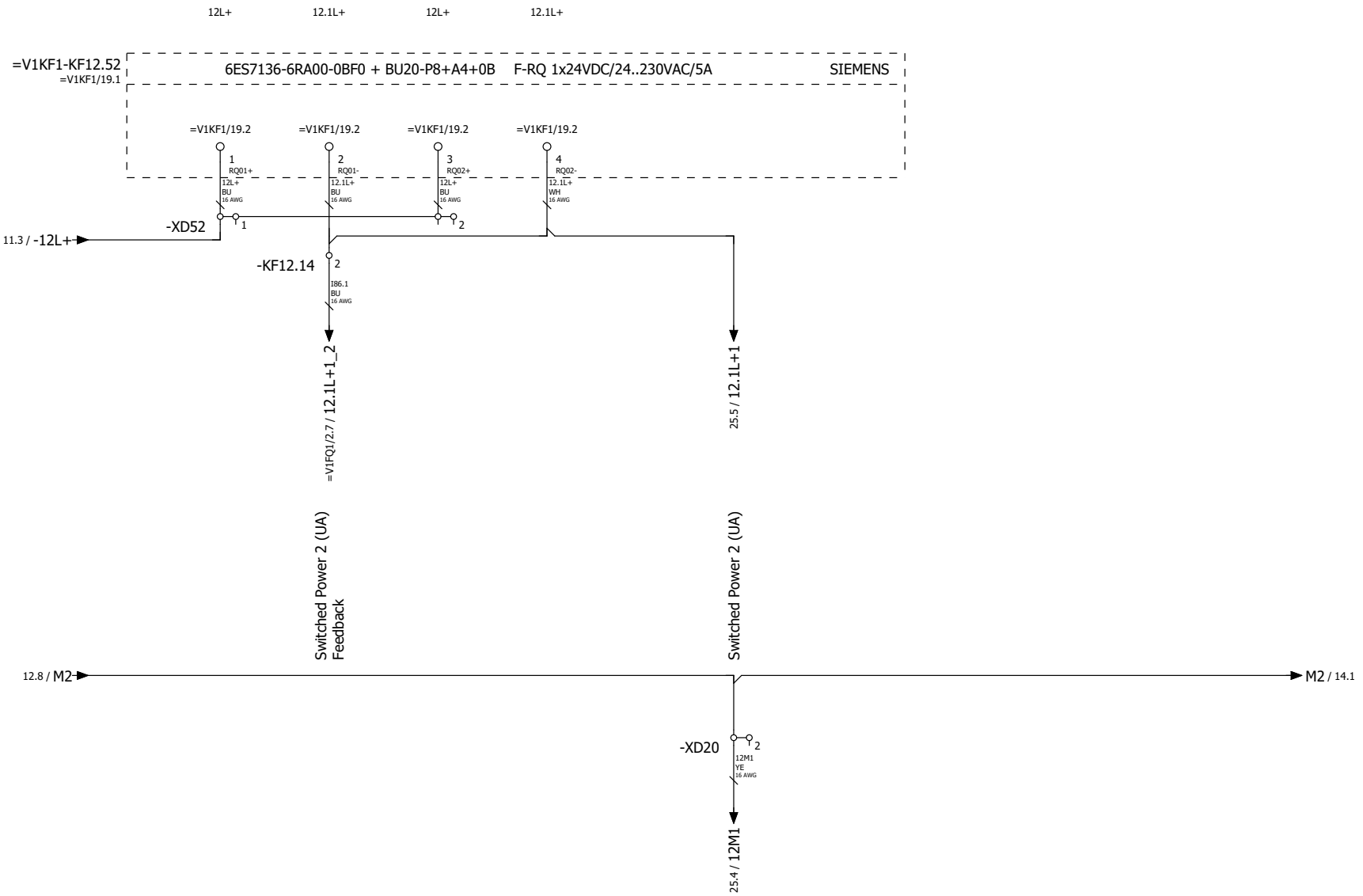

			Date	12/2/2022	Volvo Trucks North America		Valiant TMS	Power distribution 24VDC 12L+	Drawing name: =2V05&EFS-EL	= V1WC4	
			Ed.	MKLEPADLO						+ V1UC12	
			Appr		P6700 Firewall - Cell 2V05				Document type: EFS	Project nr: 22-16143	Page 13
Modification	Date	Name	Original		Replacement of	Replaced by	Scale 1:1				1019

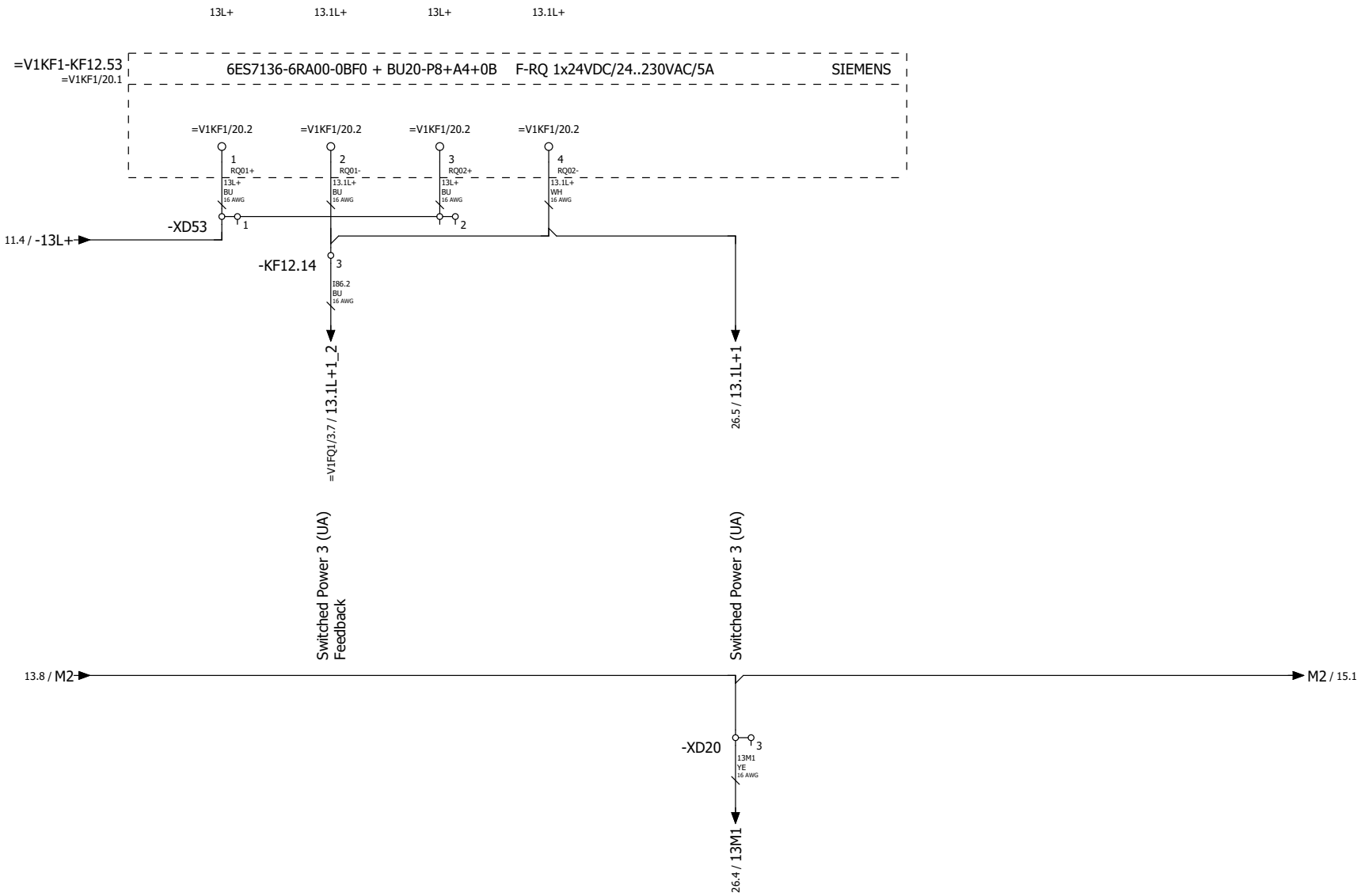

13 15

			Date	12/2/2022	Volvo Trucks North America		Valiant TMS	Power distribution 24VDC 13L+	Drawing name: =2V05&EFS-EL	= V1WC4
			Ed.	MKLEPADLO						+ V1UC12
			Appr		P6700 Firewall - Cell 2V05				Document type: EFS	Project nr: 22-16143
Modification	Date	Name	Original		Replacement of	Replaced by	Scale 1:1			Page 14 / 1019

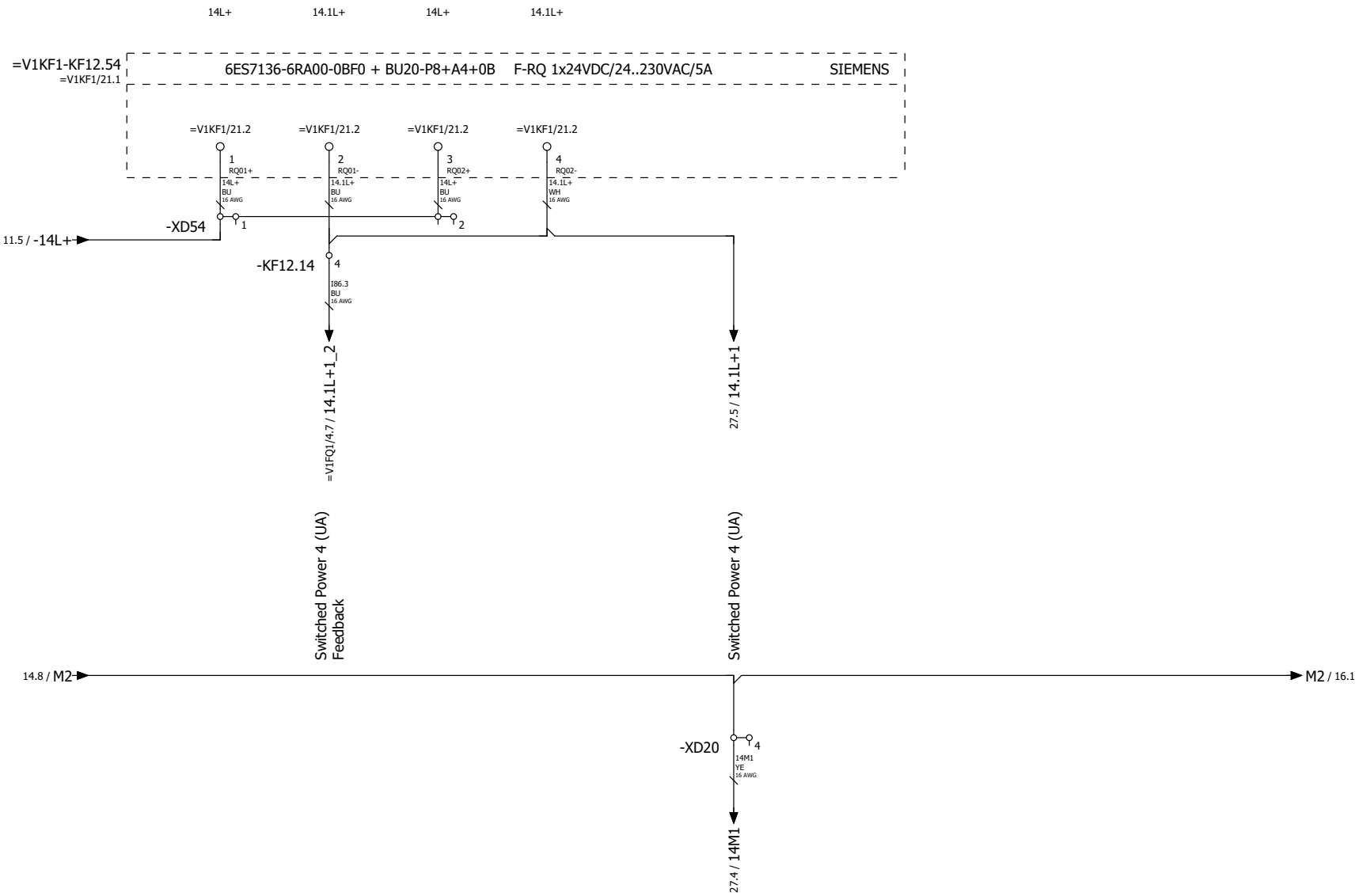

			Date	12/2/2022	Volvo Trucks North America	Valiant TMS	Power distribution 24VDC 14L+	Drawing name: =2V05&EFS-EL	= V1WC4	
			Ed.	MKLEPADLO					+ V1UC12	
			Appr		P6700 Firewall - Cell 2V05			Document type: EFS	Project nr: 22-16143	Page 15
Modification	Date	Name	Original		Replacement of	Replaced by	Scale 1:1			1019

15 17

			Date	12/2/2022	Volvo Trucks North America		Valiant TMS	Power distribution 24VDC 15L+	Drawing name: =2V05&EFS-EL	= V1WC4
			Ed.	MKLEPADLO						+ V1UC12
			Appr		P6700 Firewall - Cell 2V05				Document type: EFS	Project nr: 22-16143 Page 16
Modification	Date	Name	Original		Replacement of	Replaced by	Scale 1:1			1019

16 18

			Date	12/2/2022	Volvo Trucks North America		Valiant TMS	Power distribution 24VDC 16L+	Drawing name: =2V05&EFS-EL		= V1WC4
			Ed.	MKLEPADLO							+ V1UC12
			Appr		P6700 Firewall - Cell 2V05				Document type: EFS	Project nr: 22-16143	Page 17
Modification	Date	Name	Original		Replacement of	Replaced by	Scale 1:1				1019

17 19

			Date	12/2/2022	Volvo Trucks North America		Valiant TMS	Power distribution 24VDC 17L+	Drawing name: =2V05&EFS-EL	= V1WC4
			Ed.	MKLEPADLO						+ V1UC12
			Appr		P6700 Firewall - Cell 2V05				Document type: EFS	Project nr: 22-16143 Page 18
Modification	Date	Name	Original		Replacement of	Replaced by	Scale 1:1			1019

18 20

			Date	12/2/2022	Volvo Trucks North America		Valiant TMS	Power distribution 24VDC 18L+	Drawing name: =2V05&EFS-EL	= V1WC4
			Ed.	MKLEPADLO						+ V1UC12
			Appr		P6700 Firewall - Cell 2V05				Document type: EFS	Project nr: 22-16143
Modification	Date	Name	Original		Replacement of	Replaced by	Scale 1:1			Page 19 / 1019

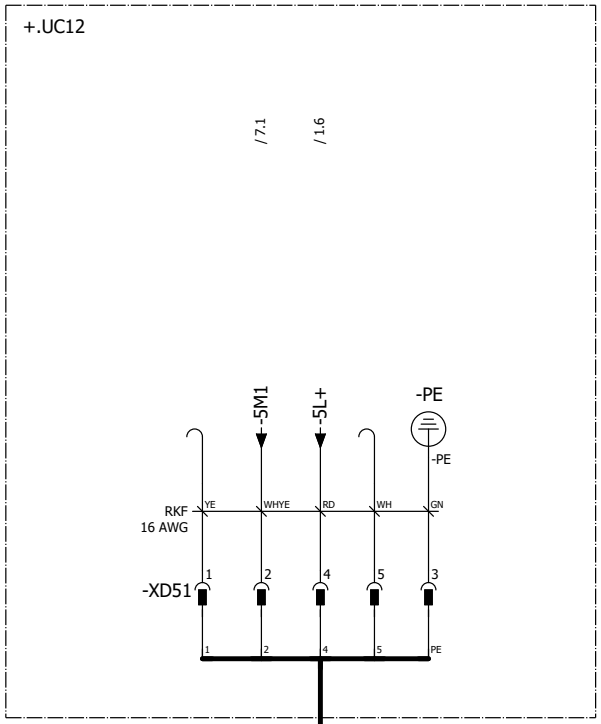

POWER IN / POWER OUT

Pin 1: 0 V UA
Pin 2: 0 V US
Pin 3: FE
Pin 4: +24 V US / 9 A
Pin 5: +24 V UA / 9 A

Pin #	WIRE	COLOR
Pin 1	N/C	YE
Pin 2	-5M1	WHYE
Pin 3	GND	GN
Pin 4	-5L+	RD
Pin 5	N/C	WH

+.UC32-W1
+.UC32/1.1

			Date	12/2/2022	Volvo Trucks North America	Valiant TMS	24VDC Unswitched Power 1	Drawing name: =2V05&EFS-EL	= V1WC4
			Ed.	MKLEPADLO					+ V1UC12
			Appr		P6700 Firewall - Cell 2V05			Document type: EFS	Project nr: 22-16143
Modification	Date	Name	Original		Replacement of	Replaced by	Scale 1:1		Page 20 / 1019

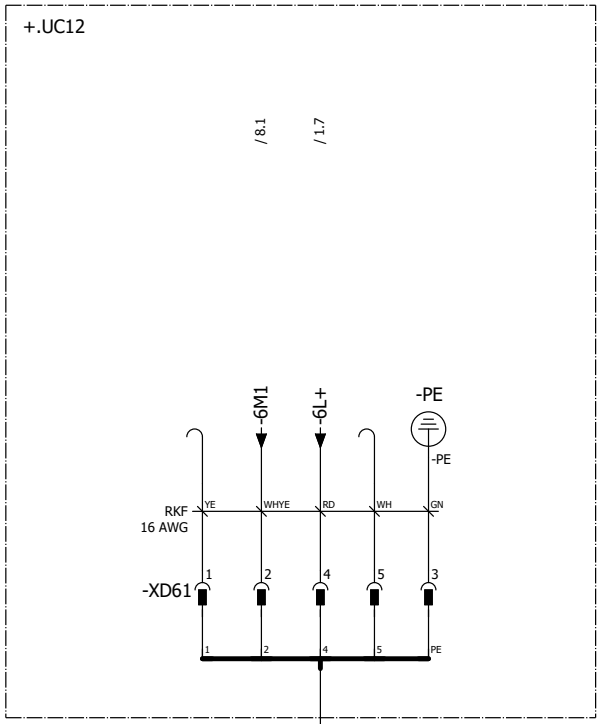

POWER IN / POWER OUT

Pin 1: 0 V UA
Pin 2: 0 V US
Pin 3: FE
Pin 4: +24 V US / 9 A
Pin 5: +24 V UA / 9 A

Pin #	WIRE	COLOR
Pin 1	N/C	YE
Pin 2	-6M1	WHYE
Pin 3	GND	GN
Pin 4	-6L+	RD
Pin 5	N/C	WH

+.FQ1-BG5
=V1FQ1+.FQ1/5.3

			Date	12/2/2022	Volvo Trucks North America	Valiant TMS	24VDC Unswitched Power 2	Drawing name: =2V05&EFS-EL	= V1WC4
			Ed.	MKLEPADLO					+ V1UC12
			Appr		P6700 Firewall - Cell 2V05			Document type: EFS	Project nr: 22-16143
Modification	Date	Name	Original		Replacement of / Replaced by	Scale 1:1			Page 21 / 1019

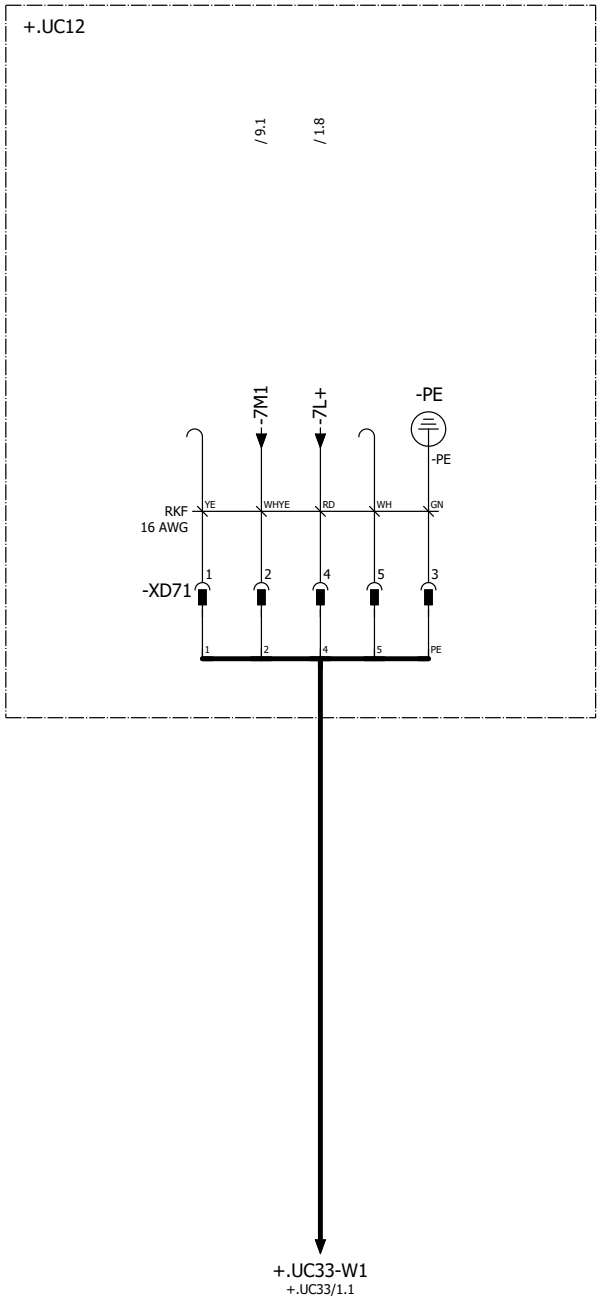

POWER IN / POWER OUT

Pin 1: 0 V UA
Pin 2: 0 V US
Pin 3: FE
Pin 4: +24 V US / 9 A
Pin 5: +24 V UA / 9 A

Pin #	WIRE	COLOR
Pin 1	N/C	YE
Pin 2	-7M1	WHYE
Pin 3	GND	GN
Pin 4	-7L+	RD
Pin 5	N/C	WH

			Date	12/2/2022	Volvo Trucks North America		Valiant TMS	24VDC Unswitched Power 3	Drawing name: =2V05&EFS-EL	= V1WC4
			Ed.	MKLEPADLO						+ V1UC12
			Appr		P6700 Firewall - Cell 2V05				Document type: EFS	Project nr: 22-16143
Modification	Date	Name	Original		Replacement of	Replaced by	Scale 1:1			Page 22 / 1019

+.UC12

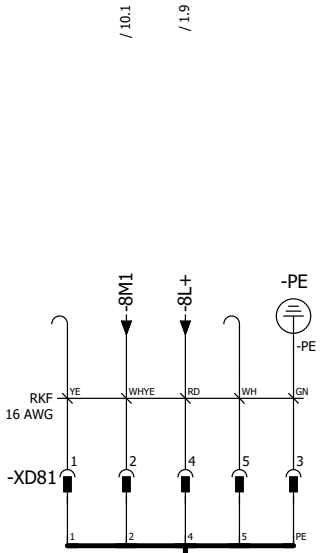

POWER IN / POWER OUT

Pin 1: 0 V UA
Pin 2: 0 V US
Pin 3: FE
Pin 4: +24 V US / 9 A
Pin 5: +24 V UA / 9 A

Pin #	WIRE	COLOR
Pin 1	N/C	YE
Pin 2	-8M1	WHYE
Pin 3	GND	GN
Pin 4	-8L+	RD
Pin 5	N/C	WH

+.UC52-W1
=V1SF0PG4+.UC52/1.5

22

24

			Date	12/2/2022	Volvo Trucks North America		Valiant TMS	24VDC Unswitched Power 4	Drawing name: =2V05&EFS-EL	= V1WC4	
			Ed.	MKLEPADLO						+ V1UC12	
			Appr		P6700 Firewall - Cell 2V05				Document type: EFS	Project nr: 22-16143	Page 23
Modification	Date	Name	Original		Replacement of	Replaced by	Scale 1:1				1019

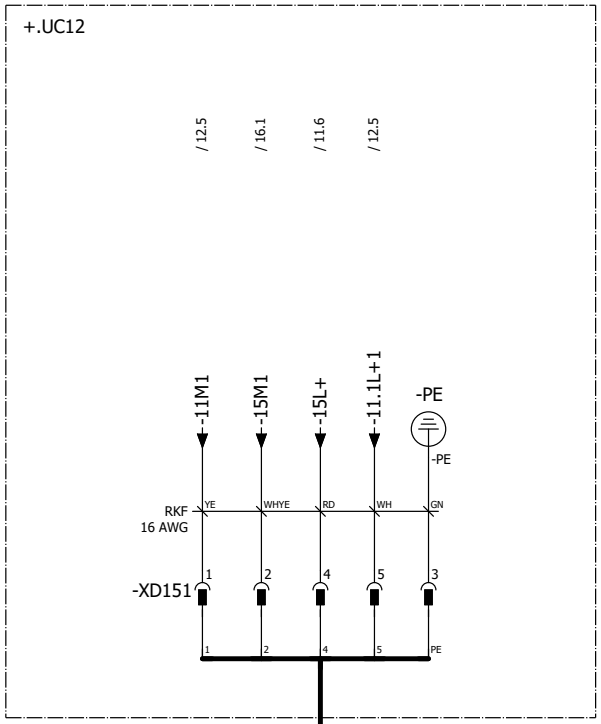

POWER IN / POWER OUT

Pin 1: 0 V UA
Pin 2: 0 V US
Pin 3: FE
Pin 4: +24 V US / 9 A
Pin 5: +24 V UA / 9 A

Pin #	WIRE	COLOR
Pin 1	-11M1	YE
Pin 2	-15M1	WHYE
Pin 3	GND	GN
Pin 4	-15L+	RD
Pin 5	-11.1L+1	WH

-SWITCHEDPWR1
=V1GL2WC4+.GL2/1.1

23

25

			Date	12/2/2022	Volvo Trucks North America		Valiant TMS	24VDC Switched Power 1	Drawing name: =2V05&EFS-EL	= V1WC4	
			Ed.	MKLEPADLO						+ V1UC12	
			Appr		P6700 Firewall - Cell 2V05				Document type: EFS	Project nr: 22-16143	Page 24
Modification	Date	Name	Original		Replacement of	Replaced by	Scale 1:1				1019

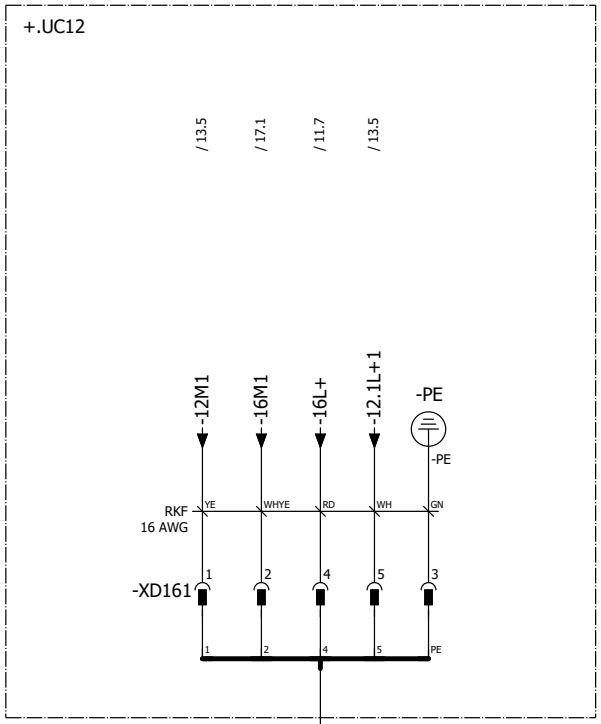

POWER IN / POWER OUT

Pin 1: 0 V UA
Pin 2: 0 V US
Pin 3: FE
Pin 4: +24 V US / 9 A
Pin 5: +24 V UA / 9 A

Pin #	WIRE	COLOR
Pin 1	-12M1	YE
Pin 2	-16M1	WHYE
Pin 3	GND	GN
Pin 4	-16L+	RD
Pin 5	-12.1L+1	WH

-SWITCHEDPWR2

			Date	12/2/2022	Volvo Trucks North America	Valiant TMS	24VDC Switched Power 2	Drawing name: =2V05&EFS-EL	= V1WC4
			Ed.	MKLEPADLO					+ V1UC12
			Appr		P6700 Firewall - Cell 2V05			Document type: EFS	Project nr: 22-16143
Modification	Date	Name	Original		Replacement of / Replaced by	Scale 1:1			Page 25 / 1019

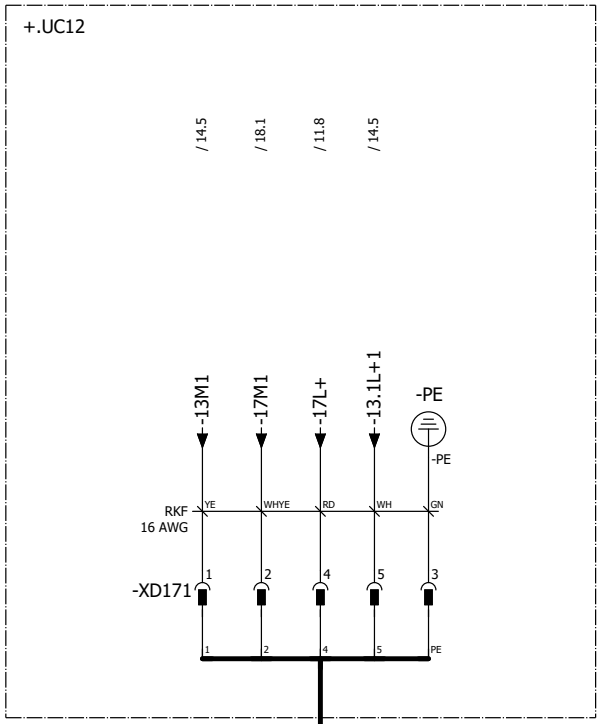

POWER IN / POWER OUT

Pin 1: 0 V UA
Pin 2: 0 V US
Pin 3: FE
Pin 4: +24 V US / 9 A
Pin 5: +24 V UA / 9 A

Pin #	WIRE	COLOR
Pin 1	-13M1	YE
Pin 2	-17M1	WHYE
Pin 3	GND	GN
Pin 4	-17L+	RD
Pin 5	-13.1L+1	WH

-SWITCHEDPWR3
=V1GL2WC4+.GL2/1.3

25

27

			Date	12/2/2022	Volvo Trucks North America		Valiant TMS	24VDC Switched Power 3	Drawing name: =2V05&EFS-EL	= V1WC4
			Ed.	MKLEPADLO						+ V1UC12
			Appr		P6700 Firewall - Cell 2V05				Document type: EFS	Project nr: 22-16143
Modification	Date	Name	Original		Replacement of	Replaced by	Scale 1:1			Page 26 / 1019

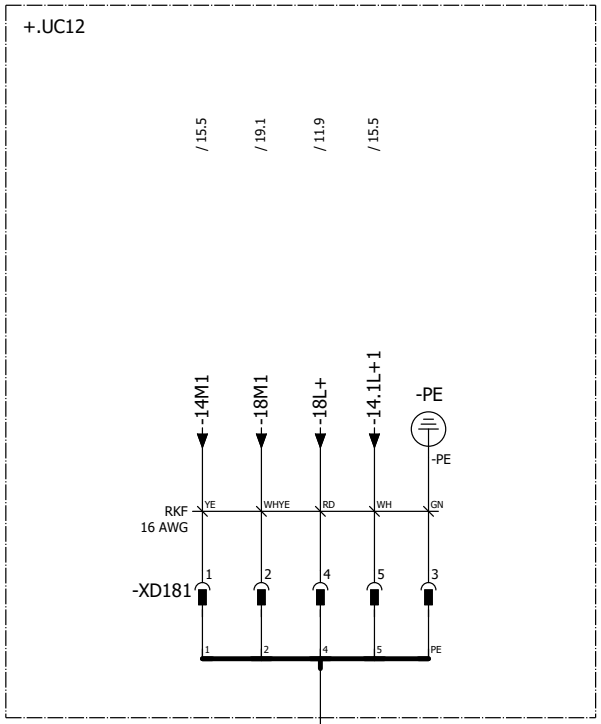

POWER IN / POWER OUT

Pin 1: 0 V UA
Pin 2: 0 V US
Pin 3: FE
Pin 4: +24 V US / 9 A
Pin 5: +24 V UA / 9 A

Pin #	WIRE	COLOR
Pin 1	-14M1	YE
Pin 2	-18M1	WHYE
Pin 3	GND	GN
Pin 4	-18L+	RD
Pin 5	-14.1L+1	WH

-SWITCHEDPWR4

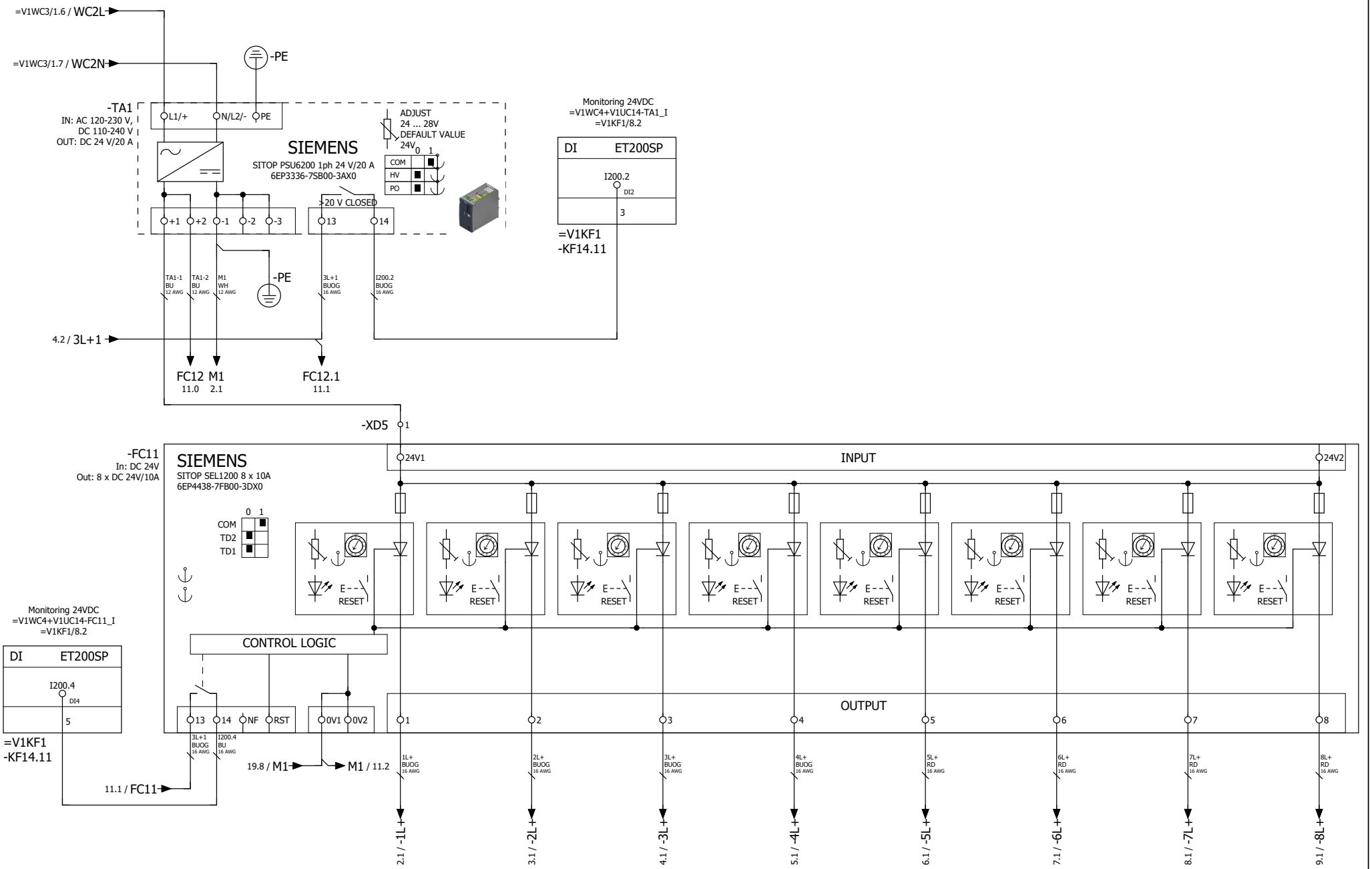

+.UC12/27

2

			Date	11/26/2022	Volvo Trucks North America	Valiant TMS	Power distribution 24VDC for Inputs	Drawing name: =2V05&EFS-EL	= V1WC4
			Ed.	MKLEPADLO					+ V1UC14
			Appr		P6700 Firewall - Cell 2V05			Document type: EFS	Project nr: 22-16143
Modification	Date	Name	Original		Replacement of	Replaced by	Scale 1:1		Page 1 / 1019



			Date	11/26/2022	Volvo Trucks North America		Valiant TMS	Power distribution 24VDC 1L+	Drawing name: =2V05&EFS-EL		= V1WC4
			Ed.	MKLEPADLO							+ V1UC14
			Appr		P6700 Firewall - Cell 2V05				Document type: EFS	Project nr: 22-16143	Page 2
Modification	Date	Name	Original		Replacement of	Replaced by	Scale 1:1				1019

			Date	12/2/2022	Volvo Trucks North America		Valiant TMS	Power distribution 24VDC 2L+	Drawing name: =2V05&EFS-EL		= V1WC4
			Ed.	MKLEPADLO							+ V1UC14
			Appr		P6700 Firewall - Cell 2V05				Document type: EFS	Project nr: 22-16143	Page 3
Modification	Date	Name	Original		Replacement of	Replaced by	Scale 1:1				1019

			Date	11/26/2022	Volvo Trucks North America		Valiant TMS	Power distribution 24VDC 3L+	Drawing name: =2V05&EFS-EL		= V1WC4
			Ed.	MKLEPADLO							+ V1UC14
			Appr		P6700 Firewall - Cell 2V05				Document type: EFS	Project nr: 22-16143	Page 4
Modification	Date	Name	Original		Replacement of	Replaced by	Scale 1:1				1019

			Date	11/26/2022	Volvo Trucks North America		Valiant TMS	Power distribution 24VDC 4L+	Drawing name: =2V05&EFS-EL	= V1WC4	
			Ed.	MKLEPADLO						+ V1UC14	
			Appr		P6700 Firewall - Cell 2V05		Scale 1:1		Document type: EFS	Project nr: 22-16143	Page 5
Modification	Date	Name	Original		Replacement of	Replaced by					1019

			Date	11/26/2022	Volvo Trucks North America		Valiant TMS	Power distribution 24VDC 5L+	Drawing name: =2V05&EFS-EL		= V1WC4
			Ed.	MKLEPADLO							+ V1UC14
			Appr		P6700 Firewall - Cell 2V05				Document type: EFS	Project nr: 22-16143	Page 6
Modification	Date	Name	Original		Replacement of	Replaced by	Scale 1:1				1019

			Date	12/2/2022	Volvo Trucks North America		Valiant TMS	Power distribution 24VDC 6L+	Drawing name: =2V05&EFS-EL		= V1WC4
			Ed.	MKLEPADLO							+ V1UC14
			Appr		P6700 Firewall - Cell 2V05				Document type: EFS	Project nr: 22-16143	Page 7
Modification	Date	Name	Original		Replacement of	Replaced by	Scale 1:1				1019

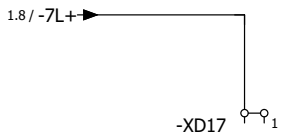

			Date	12/2/2022	Volvo Trucks North America		Valiant TMS	Power distribution 24VDC 7L+	Drawing name: =2V05&EFS-EL		= V1WC4
			Ed.	MKLEPADLO							+ V1UC14
			Appr		P6700 Firewall - Cell 2V05				Document type: EFS	Project nr: 22-16143	Page 8
Modification	Date	Name	Original		Replacement of	Replaced by	Scale 1:1				1019

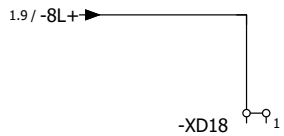

8 11

			Date	12/2/2022	Volvo Trucks North America		Valiant TMS	Power distribution 24VDC 8L+	Drawing name: =2V05&EFS-EL	= V1WC4
			Ed.	MKLEPADLO						+ V1UC14
			Appr		P6700 Firewall - Cell 2V05				Document type: EFS	Project nr: 22-16143
Modification	Date	Name	Original		Replacement of	Replaced by	Scale 1:1			Page 9 / 1019

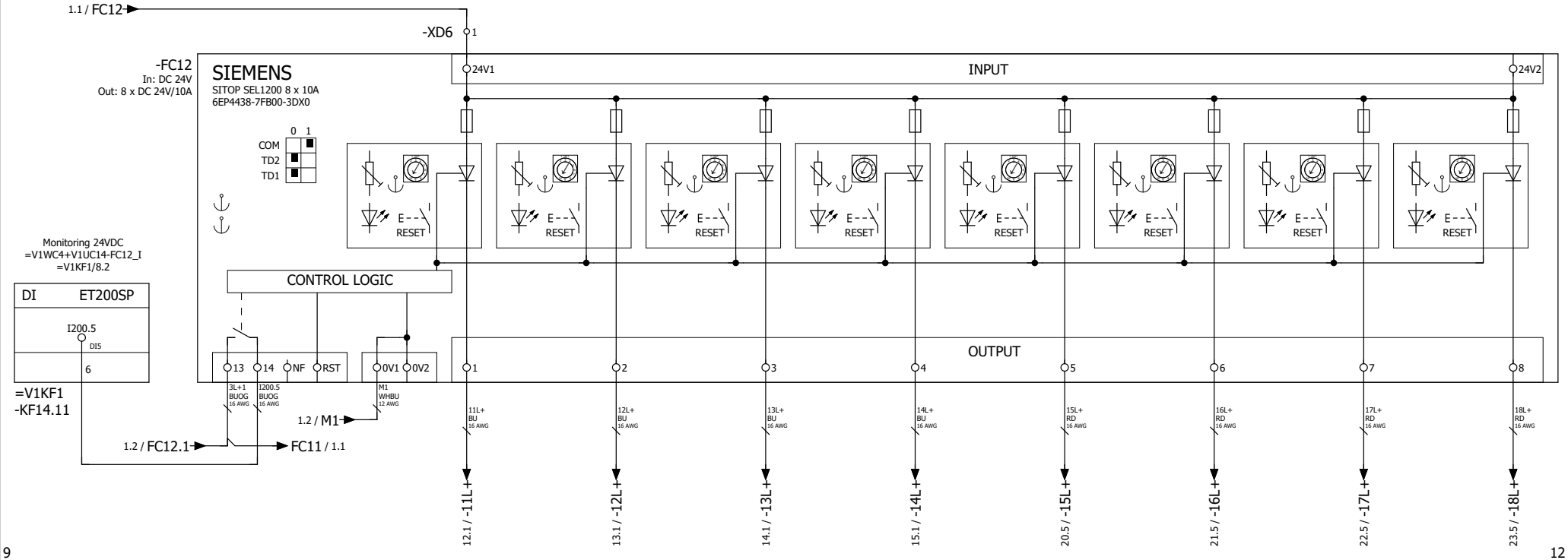

			Date	12/2/2022	Volvo Trucks North America		Valiant TMS	Power distribution 24VDC (Below Disconnect)	Drawing name: =2V05&EFS-EL	= V1WC4	
			Ed.	MKLEPADLO						+ V1UC14	
			Appr		P6700 Firewall - Cell 2V05				Document type: EFS	Project nr: 22-16143	Page 11
Modification	Date	Name	Original		Replacement of	Replaced by	Scale 1:1				1019

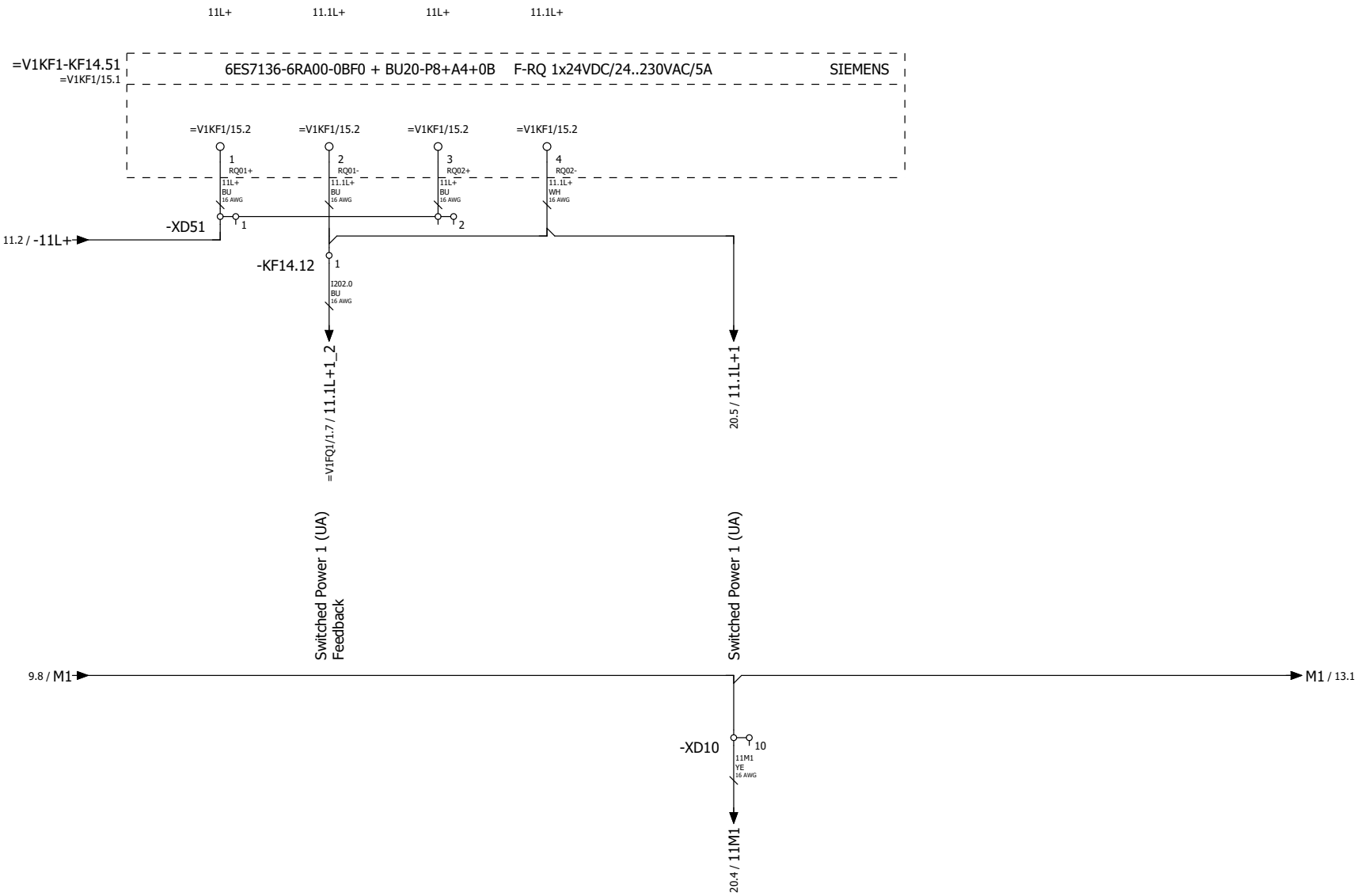

11 13

			Date	12/2/2022	Volvo Trucks North America		Valiant TMS	Power distribution 24VDC 11L+	Drawing name: =2V05&EFS-EL	= V1WC4 + V1UC14
			Ed.	MKLEPADLO	P6700 Firewall - Cell 2V05					
			Appr						Document type: EFS	Project nr: 22-16143
Modification	Date	Name	Original		Replacement of	Replaced by	Scale 1:1			Page 12 / 1019

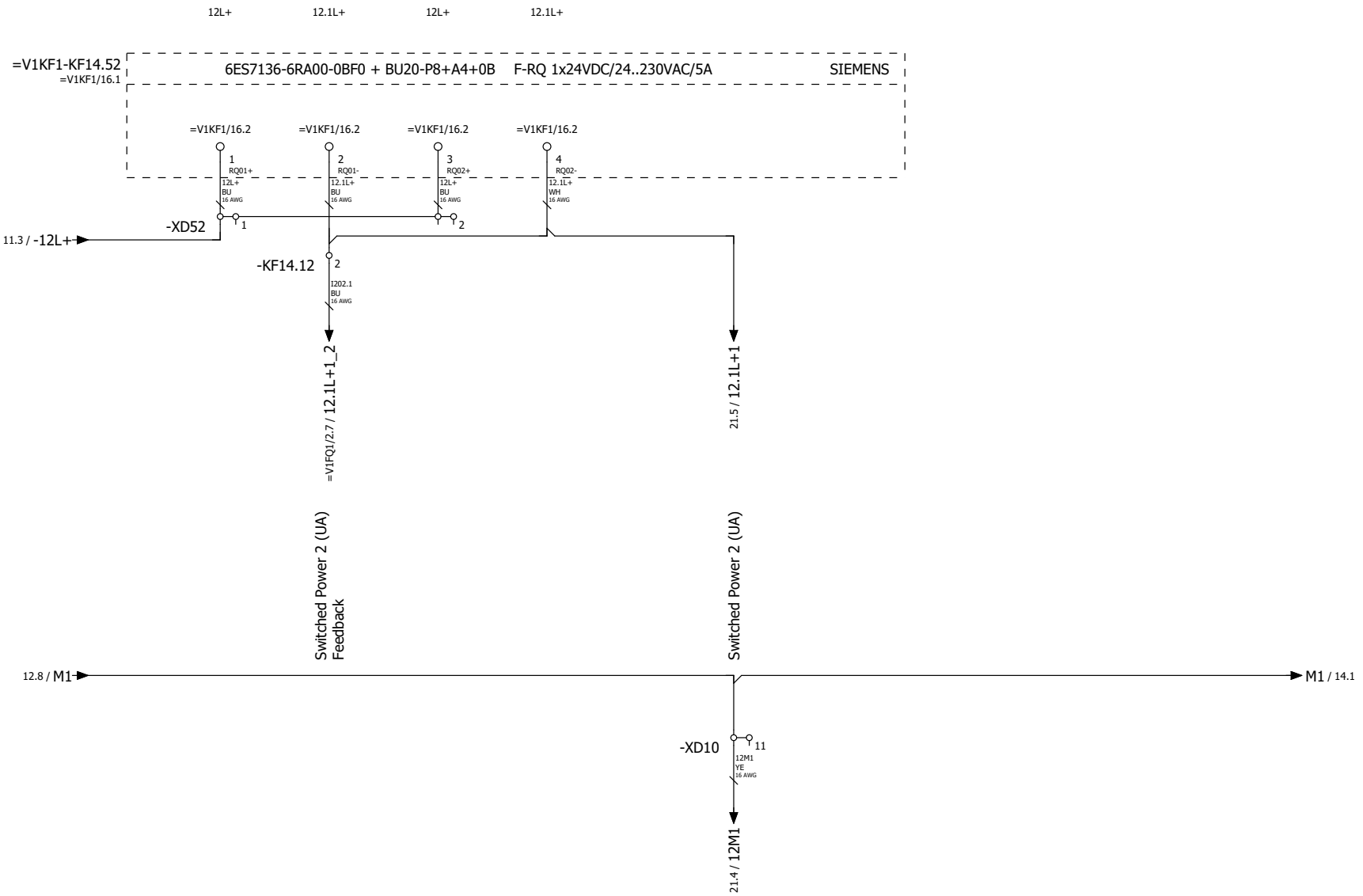

12 14

			Date	12/2/2022	Volvo Trucks North America	Valiant TMS	Power distribution 24VDC 12L+	Drawing name: =2V05&EFS-EL	= V1WC4	
			Ed.	MKLEPADLO					+ V1UC14	
			Appr		P6700 Firewall - Cell 2V05			Document type: EFS	Project nr: 22-16143	Page 13
Modification	Date	Name	Original		Replacement of	Replaced by	Scale 1:1			1019

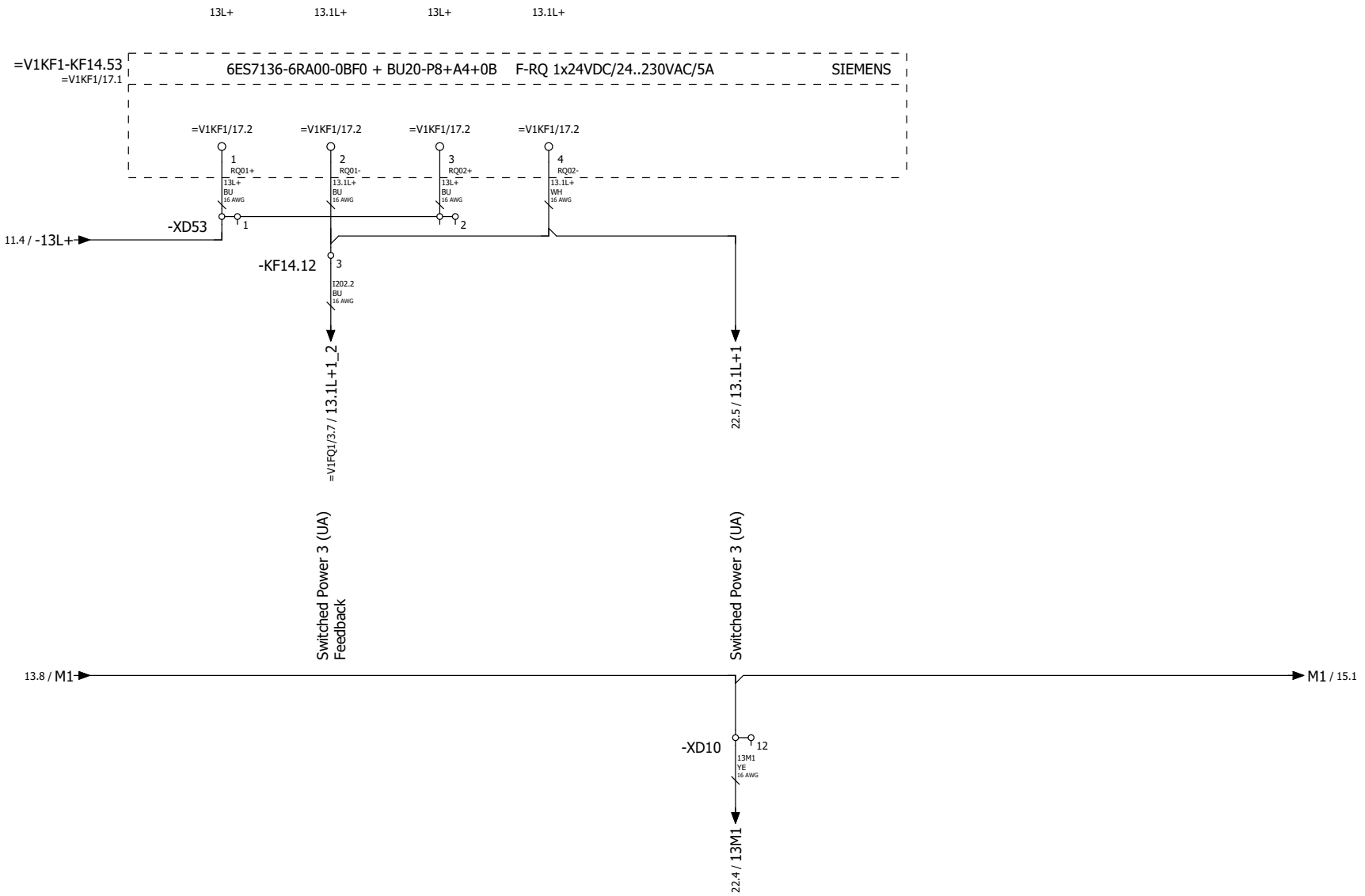

13 15

			Date	12/2/2022	Volvo Trucks North America		Valiant TMS	Power distribution 24VDC 13L+	Drawing name: =2V05&EFS-EL	= V1WC4
			Ed.	MKLEPADLO						+ V1UC14
			Appr		P6700 Firewall - Cell 2V05				Document type: EFS	Project nr: 22-16143
Modification	Date	Name	Original		Replacement of	Replaced by	Scale 1:1			Page 14 / 1019

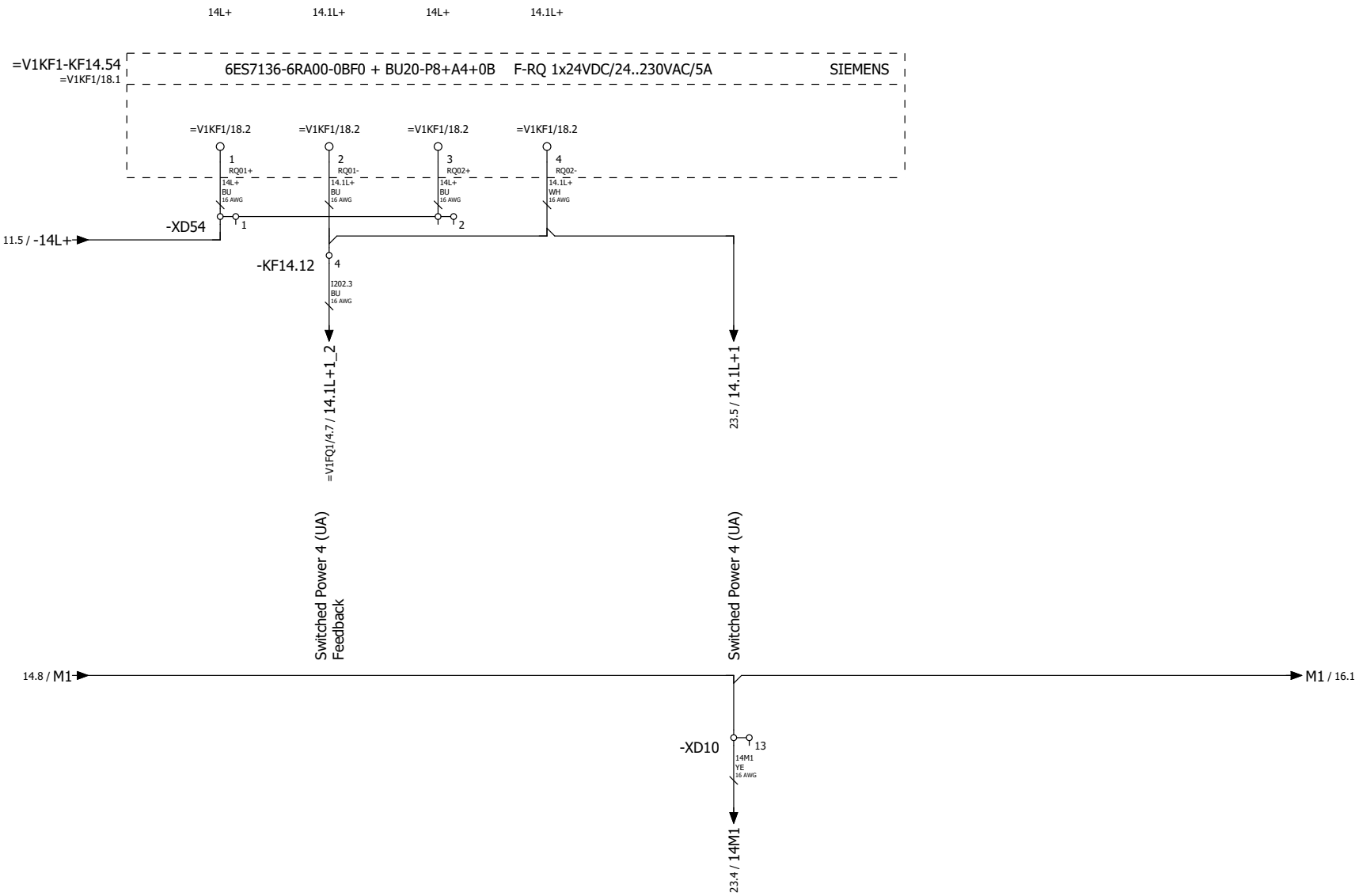

14 16

			Date	12/2/2022	Volvo Trucks North America	Valiant TMS	Power distribution 24VDC 14L+	Drawing name: =2V05&EFS-EL	= V1WC4	
			Ed.	MKLEPADLO					+ V1UC14	
			Appr		P6700 Firewall - Cell 2V05			Document type: EFS	Project nr: 22-16143	Page 15
Modification	Date	Name	Original		Replacement of	Replaced by	Scale 1:1			1019

15 17

			Date	12/2/2022	Volvo Trucks North America		Valiant TMS	Power distribution 24VDC 15L+	Drawing name: =2V05&EFS-EL	= V1WC4	
			Ed.	MKLEPADLO						+ V1UC14	
			Appr		P6700 Firewall - Cell 2V05				Document type: EFS	Project nr: 22-16143	Page 16
Modification	Date	Name	Original		Replacement of	Replaced by	Scale 1:1				1019

16 18

			Date	12/2/2022	Volvo Trucks North America		Valiant TMS	Power distribution 24VDC 16L+	Drawing name: =2V05&EFS-EL	= V1WC4
			Ed.	MKLEPADLO						+ V1UC14
			Appr		P6700 Firewall - Cell 2V05				Document type: EFS	Project nr: 22-16143 Page 17
Modification	Date	Name	Original		Replacement of	Replaced by	Scale 1:1			1019

17 19

			Date	12/2/2022	Volvo Trucks North America		Valiant TMS	Power distribution 24VDC 17L+	Drawing name: =2V05&EFS-EL	= V1WC4
			Ed.	MKLEPADLO						+ V1UC14
			Appr		P6700 Firewall - Cell 2V05				Document type: EFS	Project nr: 22-16143 Page 18
Modification	Date	Name	Original		Replacement of	Replaced by	Scale 1:1			1019

18 20

			Date	12/2/2022	Volvo Trucks North America		Valiant TMS	Power distribution 24VDC 18L+	Drawing name: =2V05&EFS-EL	= V1WC4
			Ed.	MKLEPADLO						+ V1UC14
			Appr		P6700 Firewall - Cell 2V05				Document type: EFS	Project nr: 22-16143 Page 19
Modification	Date	Name	Original		Replacement of	Replaced by	Scale 1:1			1019

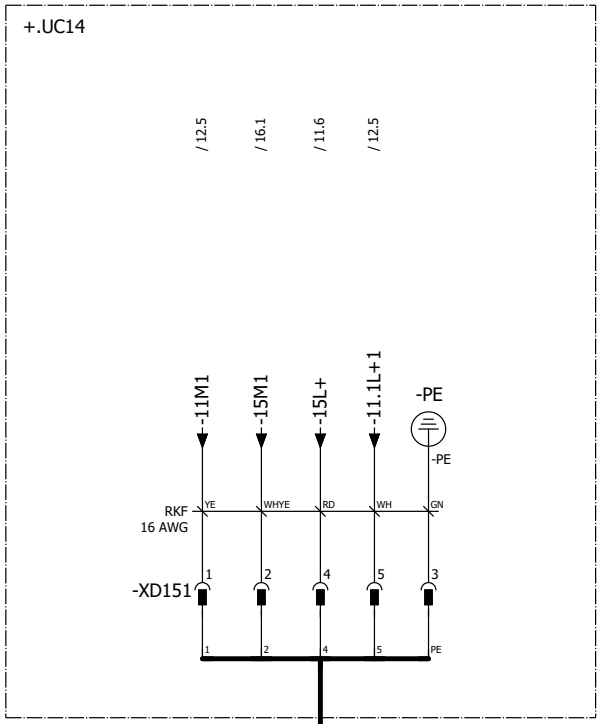

POWER IN / POWER OUT

Pin 1: 0 V UA
Pin 2: 0 V US
Pin 3: FE
Pin 4: +24 V US / 9 A
Pin 5: +24 V UA / 9 A

Pin #	WIRE	COLOR
Pin 1	-11M1	YE
Pin 2	-15M1	WHYE
Pin 3	GND	GN
Pin 4	-15L+	RD
Pin 5	-11.1L+1	WH

+.UQ54-W1
=V1UQ54KF1+.UQ54/1.1

			Date	12/2/2022	Volvo Trucks North America	Valiant TMS	24VDC Switched Power 1	Drawing name: =2V05&EFS-EL	= V1WC4
			Ed.	MKLEPADLO					+ V1UC14
			Appr		P6700 Firewall - Cell 2V05			Document type: EFS	Project nr: 22-16143 Page 20
Modification	Date	Name	Original		Replacement of / Replaced by	Scale 1:1			1019

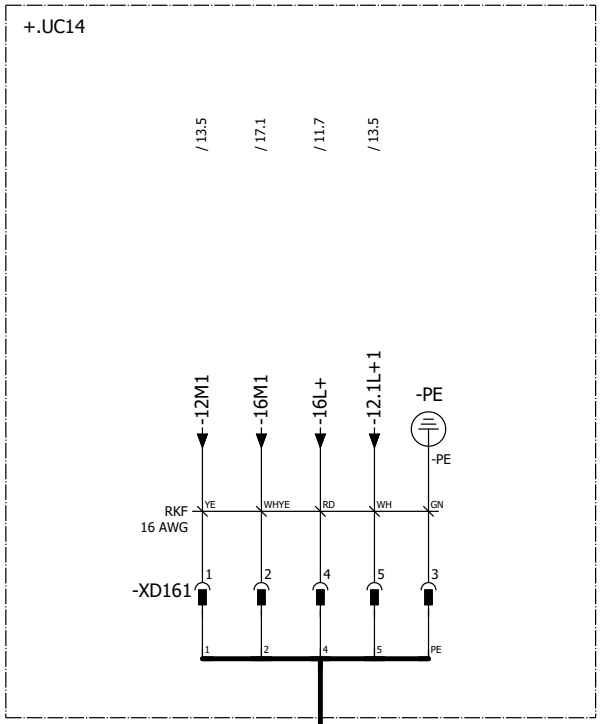

POWER IN / POWER OUT

Pin 1: 0 V UA
Pin 2: 0 V US
Pin 3: FE
Pin 4: +24 V US / 9 A
Pin 5: +24 V UA / 9 A

Pin #	WIRE	COLOR
Pin 1	-12M1	YE
Pin 2	-16M1	WHYE
Pin 3	GND	GN
Pin 4	-16L+	RD
Pin 5	-12.1L+1	WH

+.UQ55-W1
=V1UQ55KF1+.UQ55/1.1

20

22

			Date	12/2/2022	Volvo Trucks North America		Valiant TMS	24VDC Switched Power 2	Drawing name: =2V05&EFS-EL	= V1WC4	
			Ed.	MKLEPADLO						+ V1UC14	
			Appr		P6700 Firewall - Cell 2V05				Document type: EFS	Project nr: 22-16143	Page 21
Modification	Date	Name	Original		Replacement of	Replaced by	Scale 1:1				1019

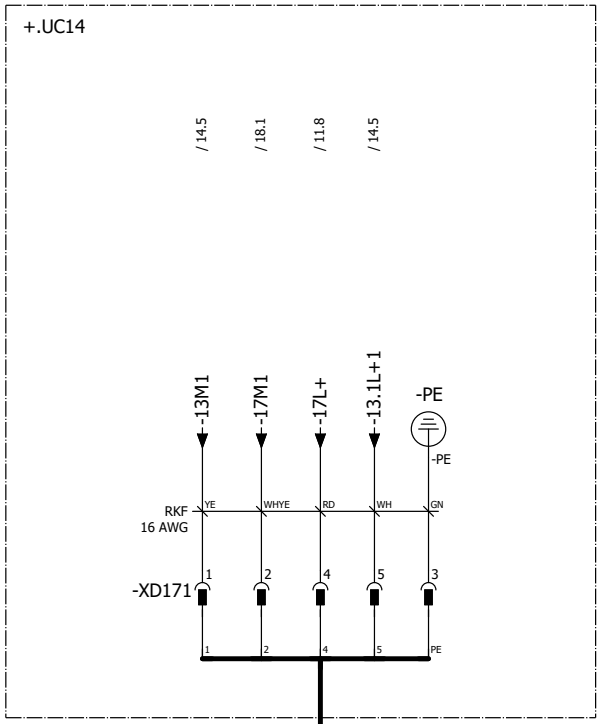

POWER IN / POWER OUT

Pin 1: 0 V UA
Pin 2: 0 V US
Pin 3: FE
Pin 4: +24 V US / 9 A
Pin 5: +24 V UA / 9 A

Pin #	WIRE	COLOR
Pin 1	-13M1	YE
Pin 2	-17M1	WHYE
Pin 3	GND	GN
Pin 4	-17L+	RD
Pin 5	-13.1L+1	WH

+.GL14UQ51-W1
=V1GL14UQ51KF1+.GL14UQ51/1.1

21

23

			Date	12/2/2022	Volvo Trucks North America		Valiant TMS	24VDC Switched Power 3	Drawing name: =2V05&EFS-EL	= V1WC4
			Ed.	MKLEPADLO						+ V1UC14
			Appr		P6700 Firewall - Cell 2V05				Document type: EFS	Project nr: 22-16143
Modification	Date	Name	Original		Replacement of	Replaced by	Scale 1:1			Page 22 / 1019

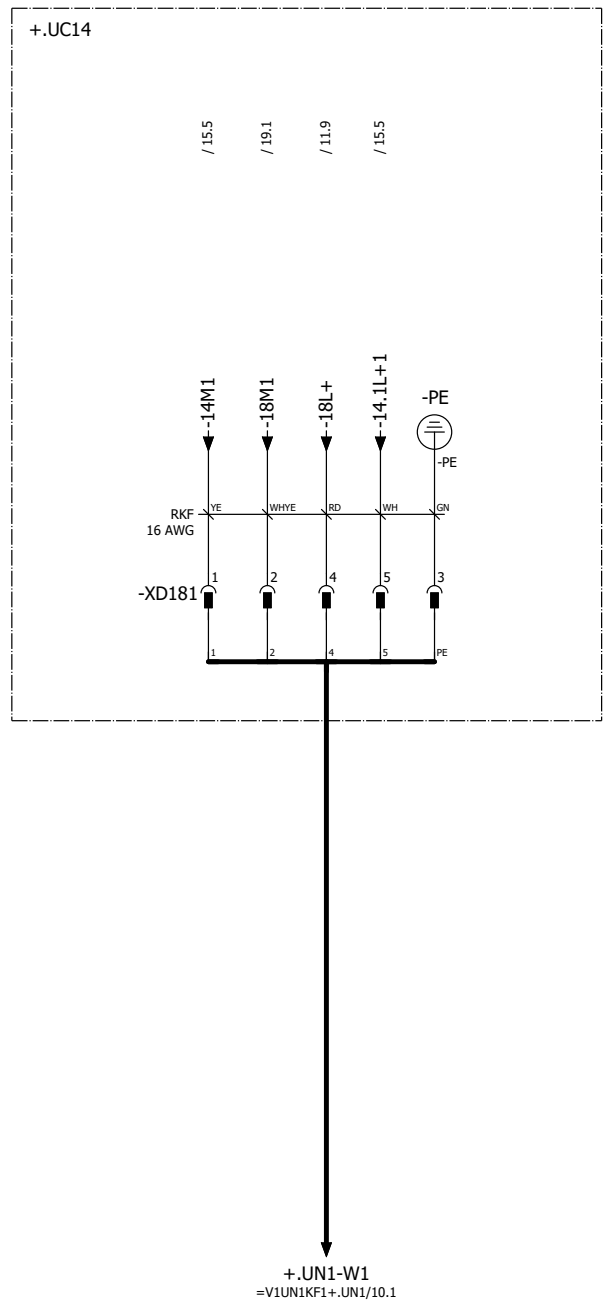

POWER IN / POWER OUT

Pin 1: 0 V UA
Pin 2: 0 V US
Pin 3: FE
Pin 4: +24 V US / 9 A
Pin 5: +24 V UA / 9 A

Pin #	WIRE	COLOR
Pin 1	-14M1	YE
Pin 2	-18M1	WHYE
Pin 3	GND	GN
Pin 4	-18L+	RD
Pin 5	-14.1L+1	WH

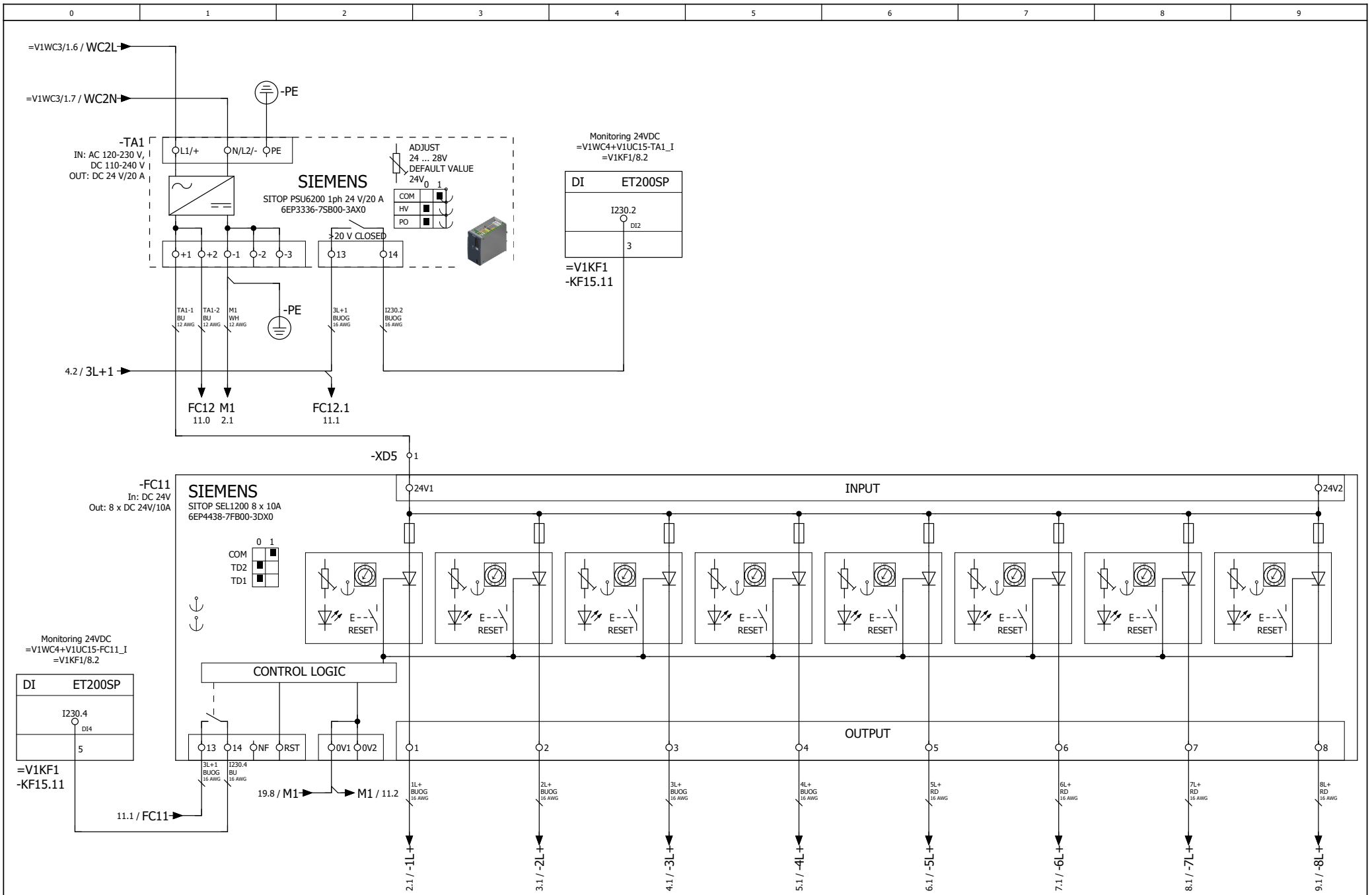

+.UC14/23

2

			Date	12/2/2022	Volvo Trucks North America	Valiant TMS	Power distribution 24VDC for Inputs	Drawing name: =2V05&EFS-EL	= V1WC4
			Ed.	MKLEPADLO					+ V1UC15
			Appr		P6700 Firewall - Cell 2V05			Document type: EFS	Project nr: 22-16143
Modification	Date	Name	Original		Replacement of	Replaced by	Scale 1:1		Page 1 / 1019



			Date	12/2/2022	Volvo Trucks North America		Valiant TMS	Power distribution 24VDC 1L+	Drawing name: =2V05&EFS-EL		= V1WC4
			Ed.	MKLEPADLO							+ V1UC15
			Appr		P6700 Firewall - Cell 2V05				Document type: EFS	Project nr: 22-16143	Page 2
Modification	Date	Name	Original		Replacement of	Replaced by	Scale 1:1				1019

			Date	12/2/2022	Volvo Trucks North America		Valiant TMS	Power distribution 24VDC 2L+	Drawing name: =2V05&EFS-EL		= V1WC4
			Ed.	MKLEPADLO							+ V1UC15
			Appr		P6700 Firewall - Cell 2V05				Document type: EFS	Project nr: 22-16143	Page 3
Modification	Date	Name	Original		Replacement of	Replaced by	Scale 1:1				1019

			Date	12/2/2022	Volvo Trucks North America		Valiant TMS	Power distribution 24VDC 3L+	Drawing name: =2V05&EFS-EL		= V1WC4
			Ed.	MKLEPADLO							+ V1UC15
			Appr		P6700 Firewall - Cell 2V05				Document type: EFS	Project nr: 22-16143	Page 4
Modification	Date	Name	Original		Replacement of	Replaced by	Scale 1:1				1019

4 6

			Date	12/2/2022	Volvo Trucks North America		Valiant TMS	Power distribution 24VDC 4L+	Drawing name: =2V05&EFS-EL	= V1WC4
			Ed.	MKLEPADLO						+ V1UC15
			Appr		P6700 Firewall - Cell 2V05				Document type: EFS	Project nr: 22-16143
Modification	Date	Name	Original		Replacement of	Replaced by	Scale 1:1			Page 5 / 1019



			Date	12/2/2022	Volvo Trucks North America		Valiant TMS	Power distribution 24VDC 5L+	Drawing name: =2V05&EFS-EL		= V1WC4
			Ed.	MKLEPADLO							+ V1UC15
			Appr		P6700 Firewall - Cell 2V05		Scale 1:1		Document type: EFS	Project nr: 22-16143	Page 6
Modification	Date	Name	Original		Replacement of	Replaced by					1019

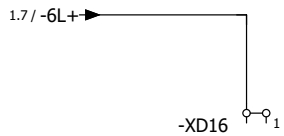

6 8

			Date	12/2/2022	Volvo Trucks North America		Valiant TMS	Power distribution 24VDC 6L+	Drawing name: =2V05&EFS-EL	= V1WC4
			Ed.	MKLEPADLO						+ V1UC15
			Appr		P6700 Firewall - Cell 2V05				Document type: EFS	Project nr: 22-16143
Modification	Date	Name	Original		Replacement of	Replaced by	Scale 1:1			Page 7 / 1019

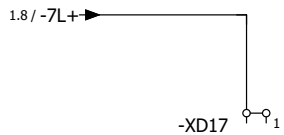

7 9

			Date	12/2/2022	Volvo Trucks North America		Valiant TMS	Power distribution 24VDC 7L+	Drawing name: =2V05&EFS-EL	= V1WC4
			Ed.	MKLEPADLO						+ V1UC15
			Appr		P6700 Firewall - Cell 2V05				Document type: EFS	Project nr: 22-16143
Modification	Date	Name	Original		Replacement of	Replaced by	Scale 1:1			Page 8 / 1019

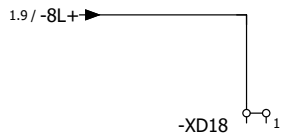

8 11

			Date	12/2/2022	Volvo Trucks North America		Valiant TMS	Power distribution 24VDC 8L+	Drawing name: =2V05&EFS-EL	= V1WC4
			Ed.	MKLEPADLO						+ V1UC15
			Appr		P6700 Firewall - Cell 2V05				Document type: EFS	Project nr: 22-16143
Modification	Date	Name	Original		Replacement of	Replaced by	Scale 1:1			Page 9 / 1019

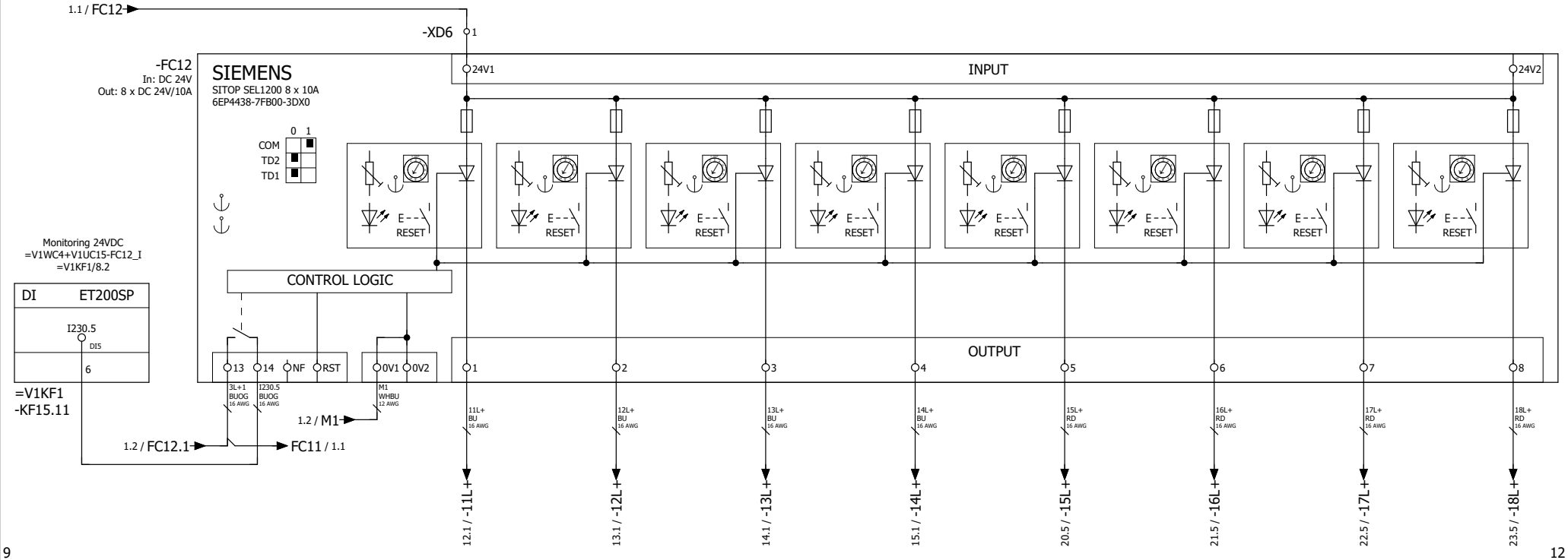

9 12

			Date	12/2/2022	Volvo Trucks North America		Valiant TMS	Power distribution 24VDC (Below Disconnect)	Drawing name: =2V05&EFS-EL	= V1WC4
			Ed.	MKLEPADLO						+ V1UC15
			Appr		P6700 Firewall - Cell 2V05				Document type: EFS	Project nr: 22-16143
Modification	Date	Name	Original		Replacement of	Replaced by	Scale 1:1			Page 11 / 1019

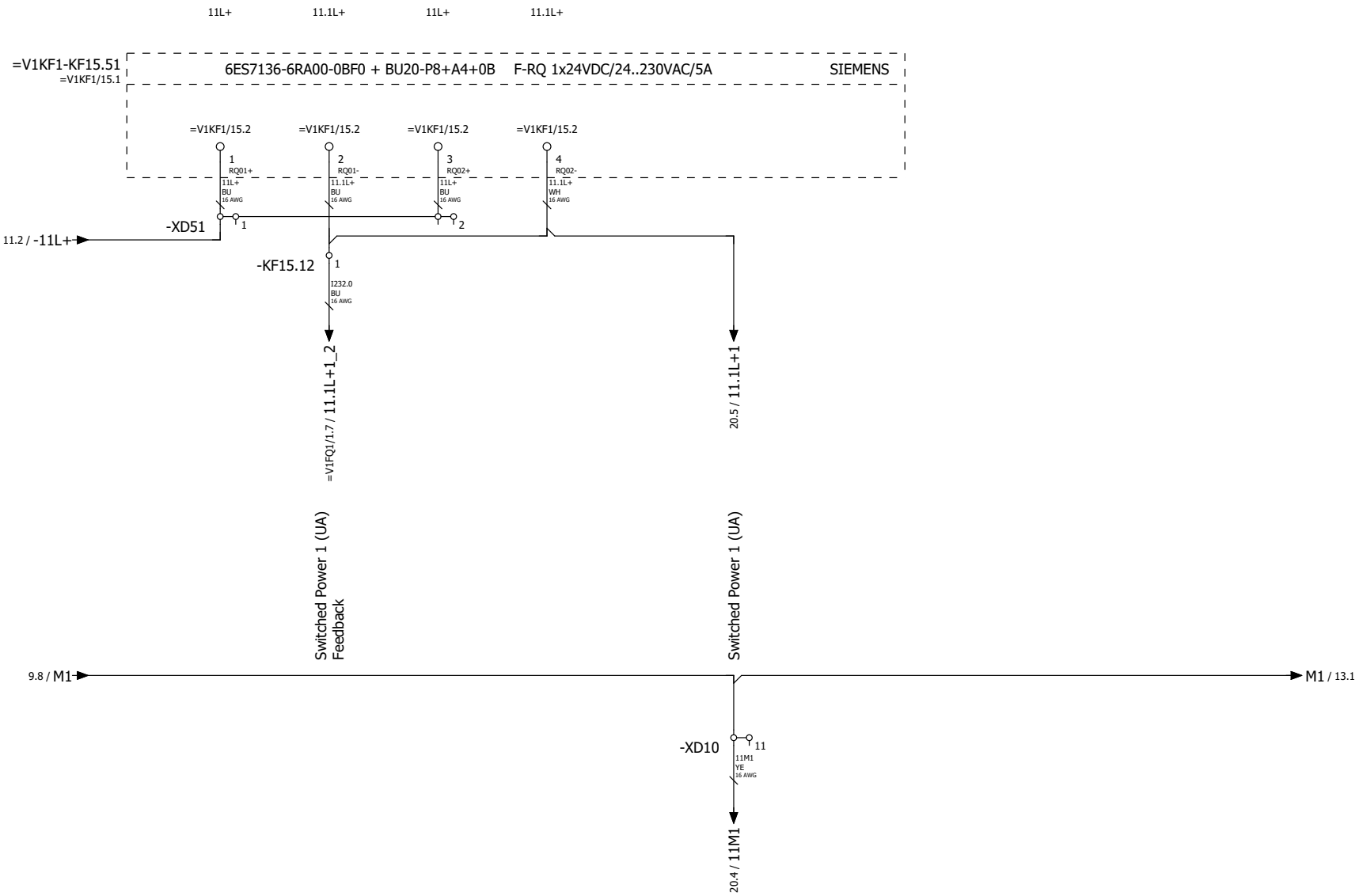

11 13

			Date	12/2/2022	Volvo Trucks North America		Valiant TMS	Power distribution 24VDC 11L+	Drawing name: =2V05&EFS-EL	= V1WC4
			Ed.	MKLEPADLO						+ V1UC15
			Appr		P6700 Firewall - Cell 2V05				Document type: EFS	Project nr: 22-16143
Modification	Date	Name	Original		Replacement of	Replaced by	Scale 1:1			Page 12 / 1019

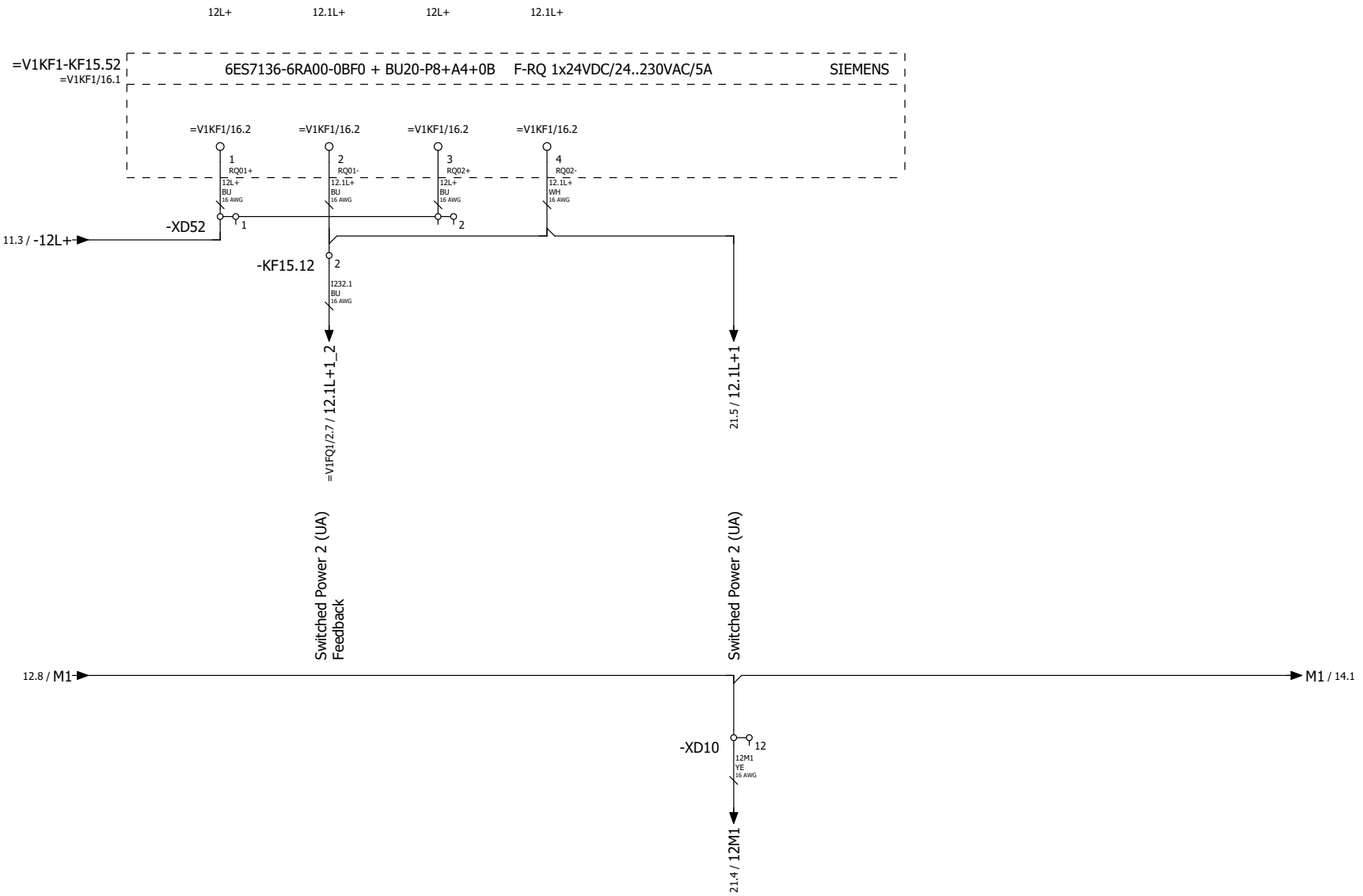

12 14

			Date	12/2/2022	Volvo Trucks North America		Valiant TMS	Power distribution 24VDC 12L+	Drawing name: =2V05&EFS-EL	= V1WC4
			Ed.	MKLEPADLO						+ V1UC15
			Appr		P6700 Firewall - Cell 2V05				Document type: EFS	Project nr: 22-16143
Modification	Date	Name	Original		Replacement of	Replaced by	Scale 1:1			Page 13 / 1019

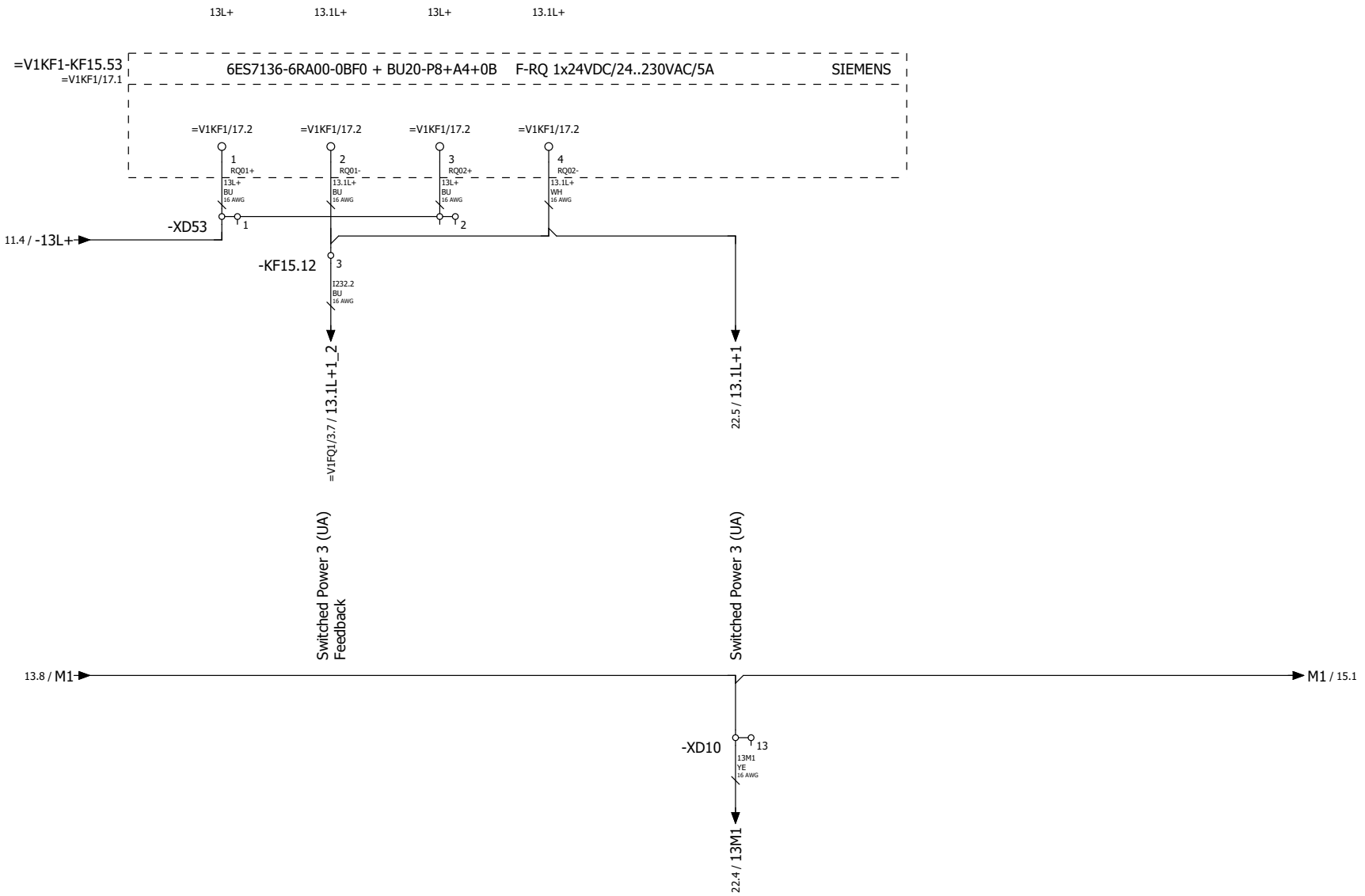

13 15

			Date	12/2/2022	Volvo Trucks North America		Valiant TMS	Power distribution 24VDC 13L+	Drawing name: =2V05&EFS-EL	= V1WC4
			Ed.	MKLEPADLO						+ V1UC15
			Appr		P6700 Firewall - Cell 2V05				Document type: EFS	Project nr: 22-16143
Modification	Date	Name	Original		Replacement of	Replaced by	Scale 1:1			Page 14 / 1019

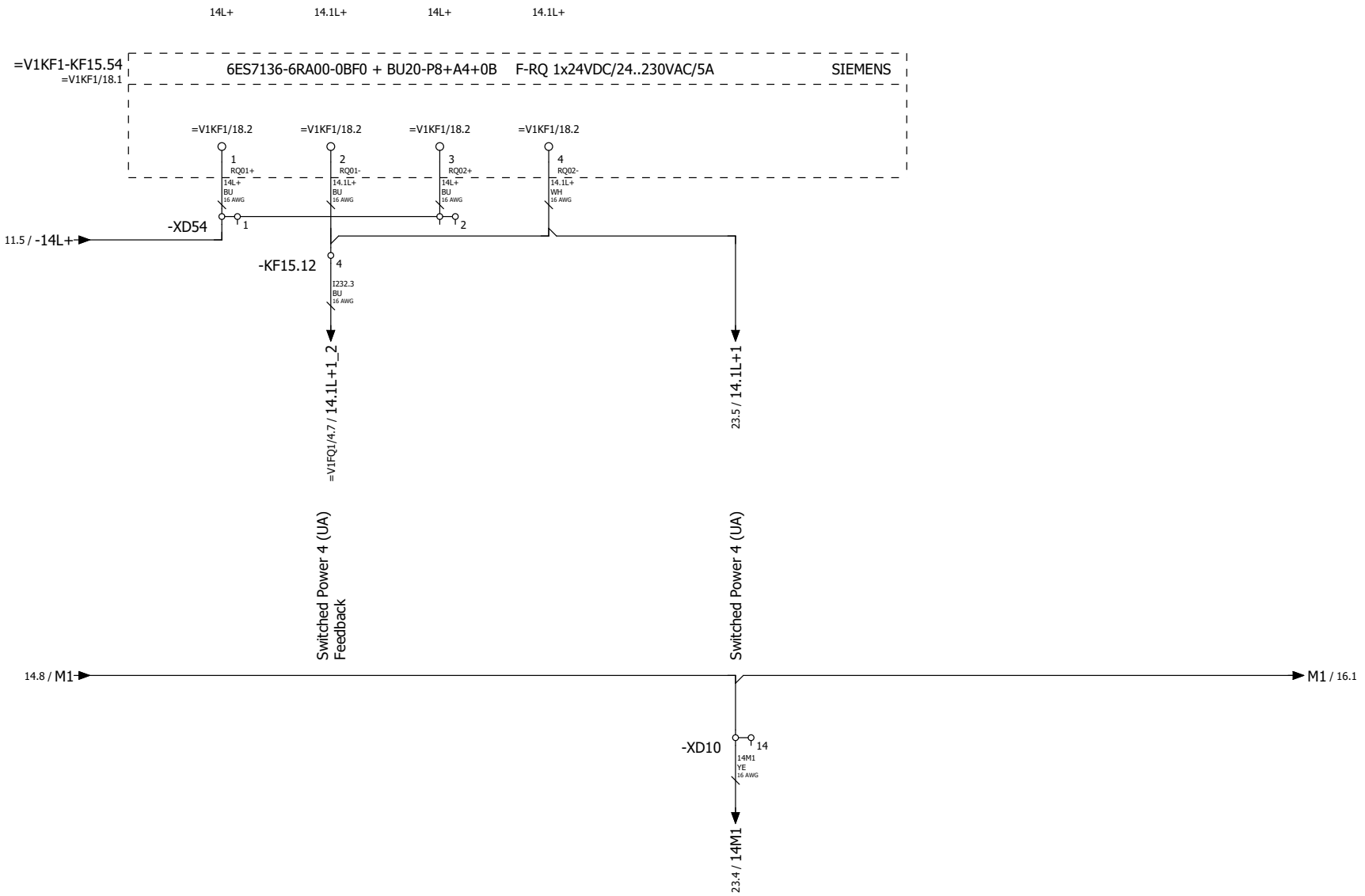

14 16

			Date	12/2/2022	Volvo Trucks North America	Valiant TMS	Power distribution 24VDC 14L+	Drawing name: =2V05&EFS-EL	= V1WC4
			Ed.	MKLEPADLO					+ V1UC15
			Appr		P6700 Firewall - Cell 2V05			Document type: EFS	Project nr: 22-16143
Modification	Date	Name	Original		Replacement of	Replaced by	Scale 1:1		Page 15 / 1019

15 17

			Date	12/2/2022	Volvo Trucks North America		Valiant TMS	Power distribution 24VDC 15L+	Drawing name: =2V05&EFS-EL	= V1WC4	
			Ed.	MKLEPADLO						+ V1UC15	
			Appr		P6700 Firewall - Cell 2V05				Document type: EFS	Project nr: 22-16143	Page 16
Modification	Date	Name	Original		Replacement of	Replaced by	Scale 1:1				1019

16 18

			Date	12/2/2022	Volvo Trucks North America		Valiant TMS	Power distribution 24VDC 16L+	Drawing name: =2V05&EFS-EL	= V1WC4
			Ed.	MKLEPADLO						+ V1UC15
			Appr		P6700 Firewall - Cell 2V05				Document type: EFS	Project nr: 22-16143 Page 17
Modification	Date	Name	Original		Replacement of	Replaced by	Scale 1:1			1019

17 19

			Date	12/2/2022	Volvo Trucks North America		Valiant TMS	Power distribution 24VDC 17L+	Drawing name: =2V05&EFS-EL	= V1WC4
			Ed.	MKLEPADLO						+ V1UC15
			Appr		P6700 Firewall - Cell 2V05				Document type: EFS	Project nr: 22-16143 Page 18
Modification	Date	Name	Original		Replacement of	Replaced by	Scale 1:1			1019

18 20

			Date	12/2/2022	Volvo Trucks North America		Valiant TMS	Power distribution 24VDC 18L+	Drawing name: =2V05&EFS-EL	= V1WC4
			Ed.	MKLEPADLO						+ V1UC15
			Appr		P6700 Firewall - Cell 2V05				Document type: EFS	Project nr: 22-16143
Modification	Date	Name	Original		Replacement of	Replaced by	Scale 1:1			Page 19 / 1019

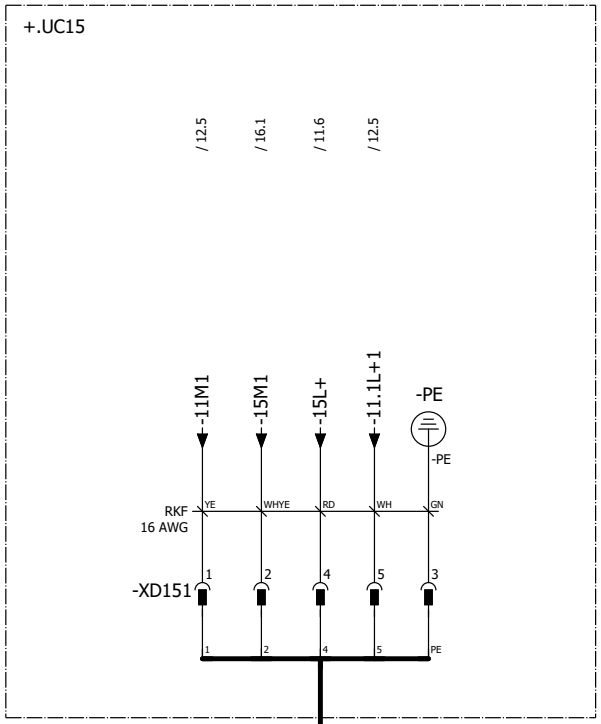

POWER IN / POWER OUT

Pin 1: 0 V UA
Pin 2: 0 V US
Pin 3: FE
Pin 4: +24 V US / 9 A
Pin 5: +24 V UA / 9 A

Pin #	WIRE	COLOR
Pin 1	-11M1	YE
Pin 2	-15M1	WHYE
Pin 3	GND	GN
Pin 4	-15L+	RD
Pin 5	-11.1L+1	WH

+.UQ52-W1
=V1UQ52WC4+.UQ52/1.5

19

21

			Date	12/2/2022	Volvo Trucks North America	Valiant TMS	24VDC Switched Power 1	Drawing name: =2V05&EFS-EL	= V1WC4	
			Ed.	MKLEPADLO					+ V1UC15	
			Appr		P6700 Firewall - Cell 2V05			Document type: EFS	Project nr: 22-16143	Page 20
Modification	Date	Name	Original		Replacement of	Replaced by	Scale 1:1			1019

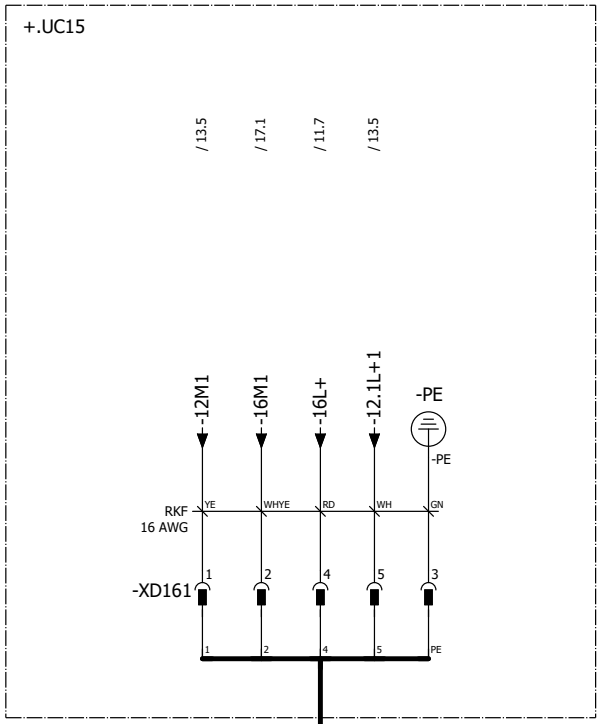

POWER IN / POWER OUT

Pin 1: 0 V UA
Pin 2: 0 V US
Pin 3: FE
Pin 4: +24 V US / 9 A
Pin 5: +24 V UA / 9 A

Pin #	WIRE	COLOR
Pin 1	-12M1	YE
Pin 2	-16M1	WHYE
Pin 3	GND	GN
Pin 4	-16L+	RD
Pin 5	-12.1L+1	WH

+.UQ53-W1
=V1UQ53KF1+.UQ53/1.1

20

22

			Date	12/2/2022	Volvo Trucks North America		Valiant TMS	24VDC Switched Power 2	Drawing name: =2V05&EFS-EL	= V1WC4	
			Ed.	MKLEPADLO						+ V1UC15	
			Appr		P6700 Firewall - Cell 2V05				Document type: EFS	Project nr: 22-16143	Page 21
Modification	Date	Name	Original		Replacement of	Replaced by	Scale 1:1				1019

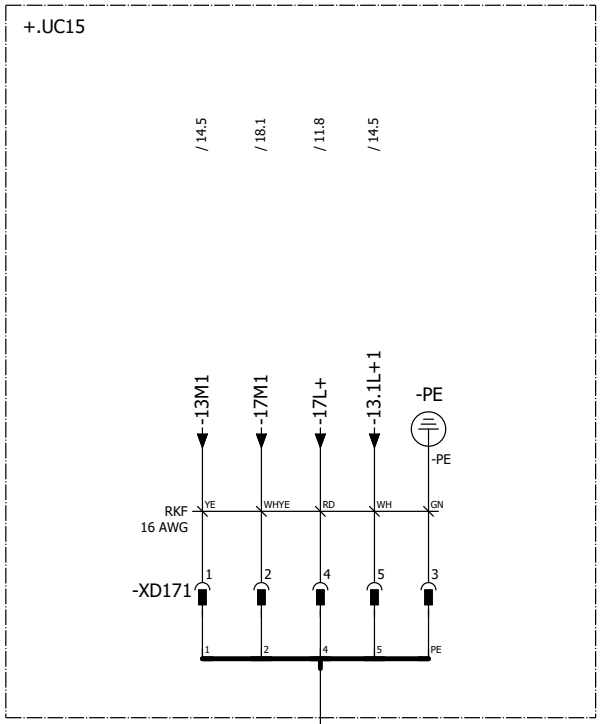

POWER IN / POWER OUT

Pin 1: 0 V UA
Pin 2: 0 V US
Pin 3: FE
Pin 4: +24 V US / 9 A
Pin 5: +24 V UA / 9 A

Pin #	WIRE	COLOR
Pin 1	-13M1	YE
Pin 2	-17M1	WHYE
Pin 3	GND	GN
Pin 4	-17L+	RD
Pin 5	-13.1L+1	WH

-SWITCHEDPWR3

21

23

			Date	12/2/2022	Volvo Trucks North America	Valiant TMS	24VDC Switched Power 3	Drawing name: =2V05&EFS-EL	= V1WC4	
			Ed.	MKLEPADLO					+ V1UC15	
			Appr		P6700 Firewall - Cell 2V05			Document type: EFS	Project nr: 22-16143	Page 22
Modification	Date	Name	Original		Replacement of / Replaced by	Scale 1:1				1019

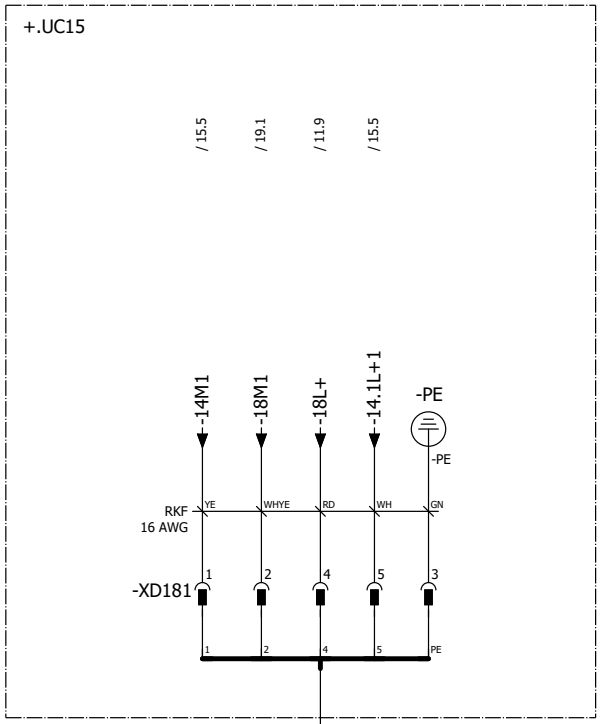

POWER IN / POWER OUT

Pin 1: 0 V UA
Pin 2: 0 V US
Pin 3: FE
Pin 4: +24 V US / 9 A
Pin 5: +24 V UA / 9 A

Pin #	WIRE	COLOR
Pin 1	-14M1	YE
Pin 2	-18M1	WHYE
Pin 3	GND	GN
Pin 4	-18L+	RD
Pin 5	-14.1L+1	WH

-SWITCHEDPWR4

			Date	12/2/2022	Volvo Trucks North America	Valiant TMS	24VDC Switched Power 4	Drawing name: =2V05&EFS-EL	= V1WC4
			Ed.	MKLEPADLO					+ V1UC15
			Appr		P6700 Firewall - Cell 2V05			Document type: EFS	Project nr: 22-16143
Modification	Date	Name	Original		Replacement of / Replaced by	Scale 1:1			Page 23 / 1019

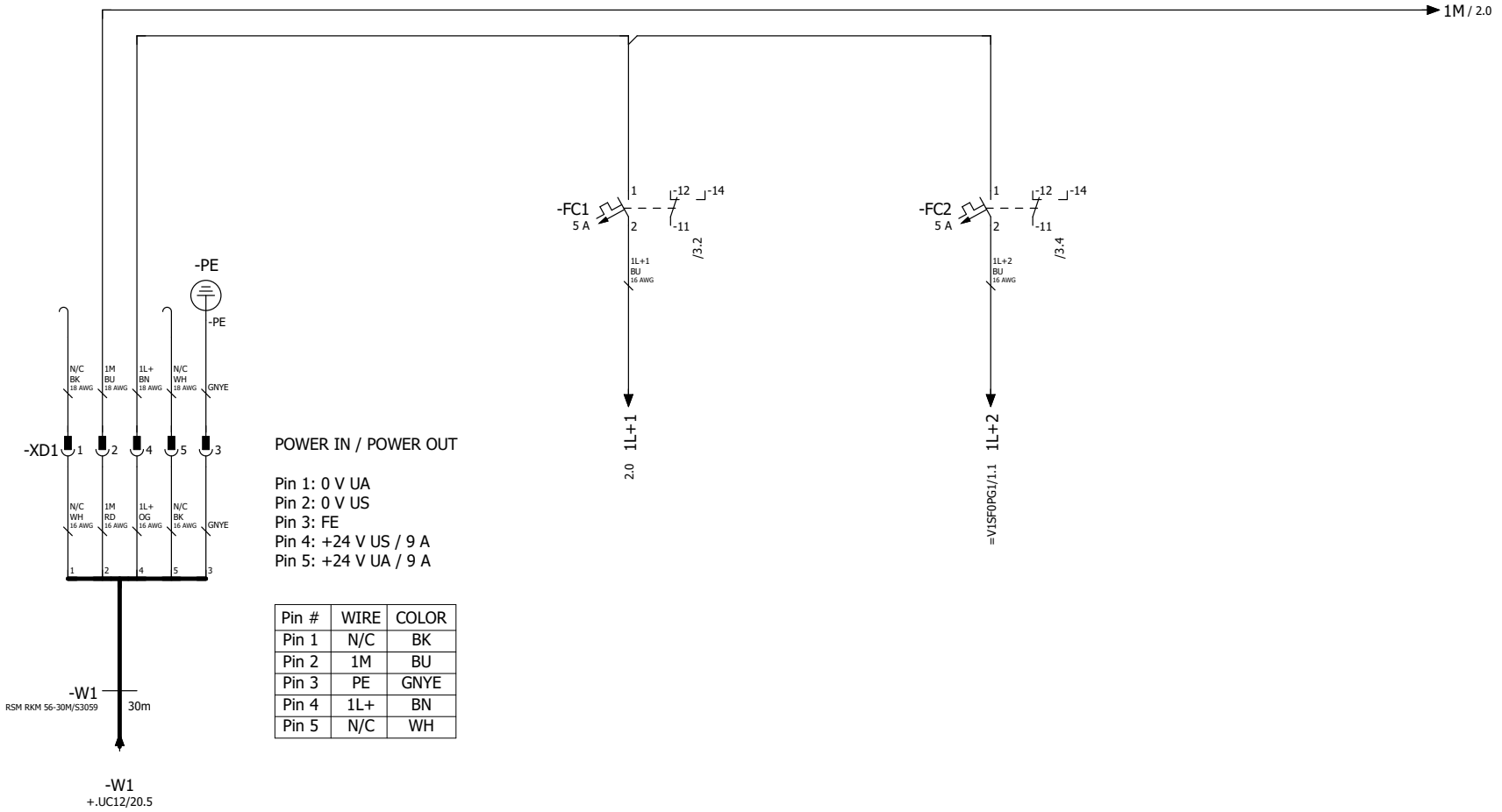

POWER IN / POWER OUT

Pin 1: 0 V UA
Pin 2: 0 V US
Pin 3: FE
Pin 4: +24 V US / 9 A
Pin 5: +24 V UA / 9 A

Pin #	WIRE	COLOR
Pin 1	N/C	BK
Pin 2	1M	BU
Pin 3	PE	GNYE
Pin 4	1L+	BN
Pin 5	N/C	WH

Power Distribution 24 VDC Display

Power Distribution 24 VDC ET200

+.UC15/23

2

			Date	12/2/2022	Volvo Trucks North America		Valiant TMS	Incomming power supply 24 VDC	Drawing name: =2V05&EFS-EL	= V1WC4	
			Ed.	MKLEPADLO						+ V1UC32	
			Appr		P6700 Firewall - Cell 2V05				Document type: EFS	Project nr: 22-16143	Page 1
Modification	Date	Name	Original		Replacement of	Replaced by	Scale 1:1				1019

			Date	12/2/2022	Volvo Trucks North America		Valiant TMS	Power distribution 24VDC 1L+	Drawing name: =2V05&EFS-EL	= V1WC4	
			Ed.	MKLEPADLO						+ V1UC32	
			Appr		P6700 Firewall - Cell 2V05		Scale 1:1		Document type: EFS	Project nr: 22-16143	Page 2
Modification	Date	Name	Original		Replacement of	Replaced by					1019

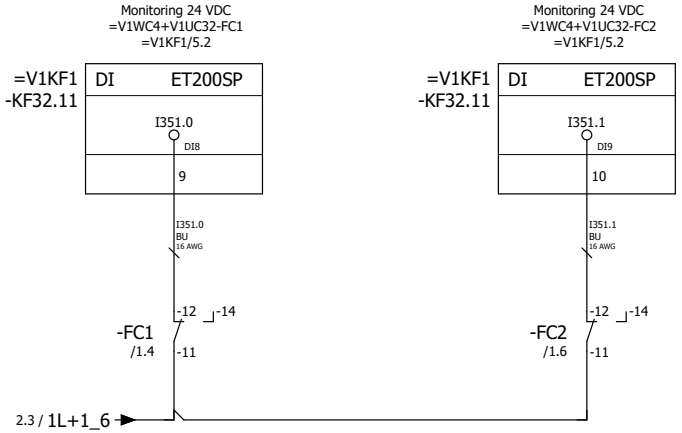

			Date	12/2/2022	Volvo Trucks North America		Valiant TMS	Monitoring 24VDC	Drawing name: =2V05&EFS-EL	= V1WC4	
			Ed.	MKLEPADLO						+ V1UC32	
			Appr		P6700 Firewall - Cell 2V05				Document type: EFS	Project nr: 22-16143	Page 3
Modification	Date	Name	Original		Replacement of	Replaced by	Scale 1:1				1019

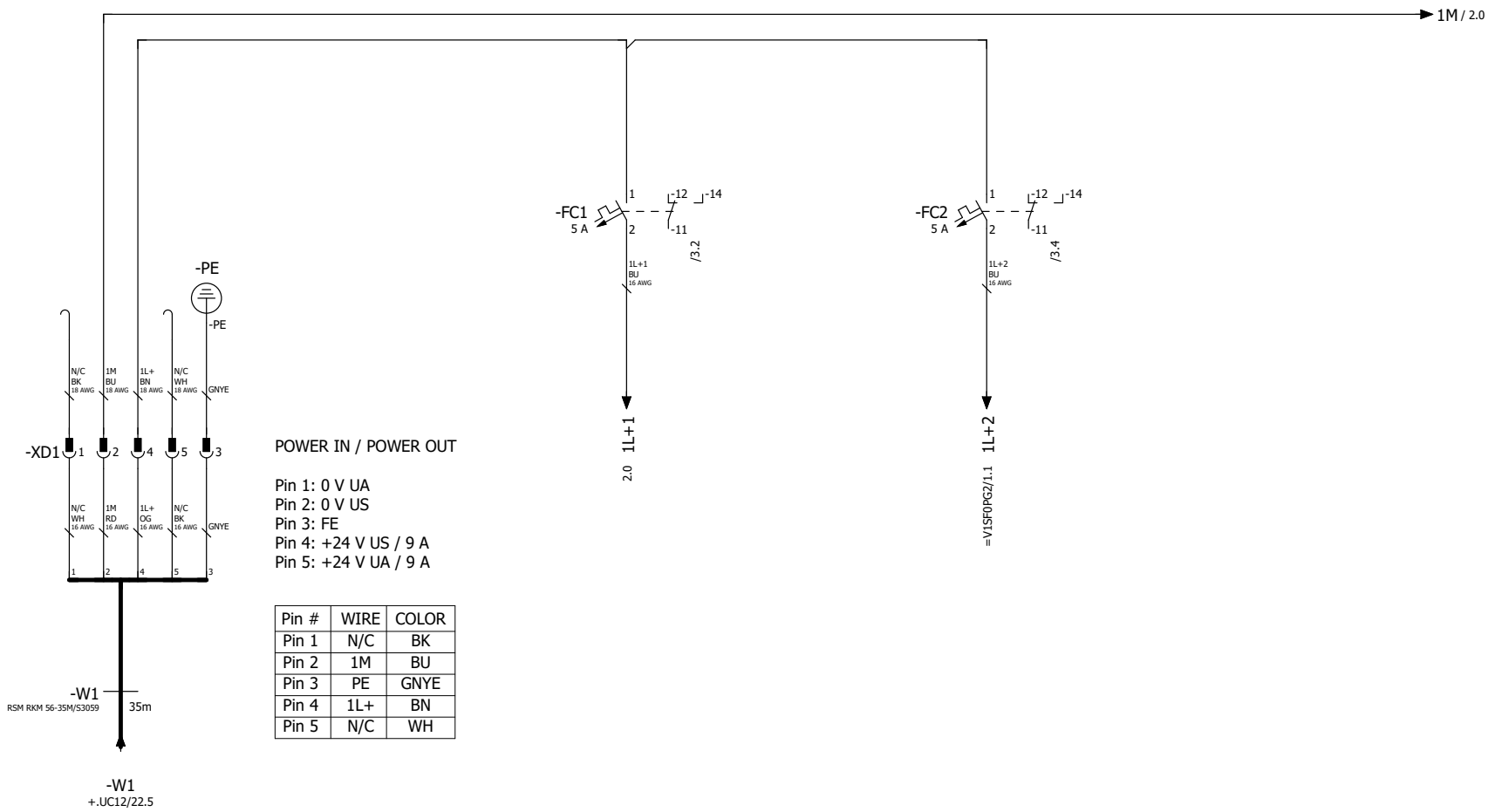

POWER IN / POWER OUT

Pin 1: 0 V UA
Pin 2: 0 V US
Pin 3: FE
Pin 4: +24 V US / 9 A
Pin 5: +24 V UA / 9 A

Pin #	WIRE	COLOR
Pin 1	N/C	BK
Pin 2	1M	BU
Pin 3	PE	GNYE
Pin 4	1L+	BN
Pin 5	N/C	WH

Power Distribution 24 VDC Display

Power Distribution 24 VDC ET200

+.UC32/3

2

			Date	12/2/2022	Volvo Trucks North America		Valiant TMS	Incomming power supply 24 VDC	Drawing name: =2V05&EFS-EL	= V1WC4	
			Ed.	MKLEPADLO						+ V1UC33	
			Appr		P6700 Firewall - Cell 2V05				Document type: EFS	Project nr: 22-16143	Page 1
Modification	Date	Name	Original		Replacement of	Replaced by	Scale 1:1				1019

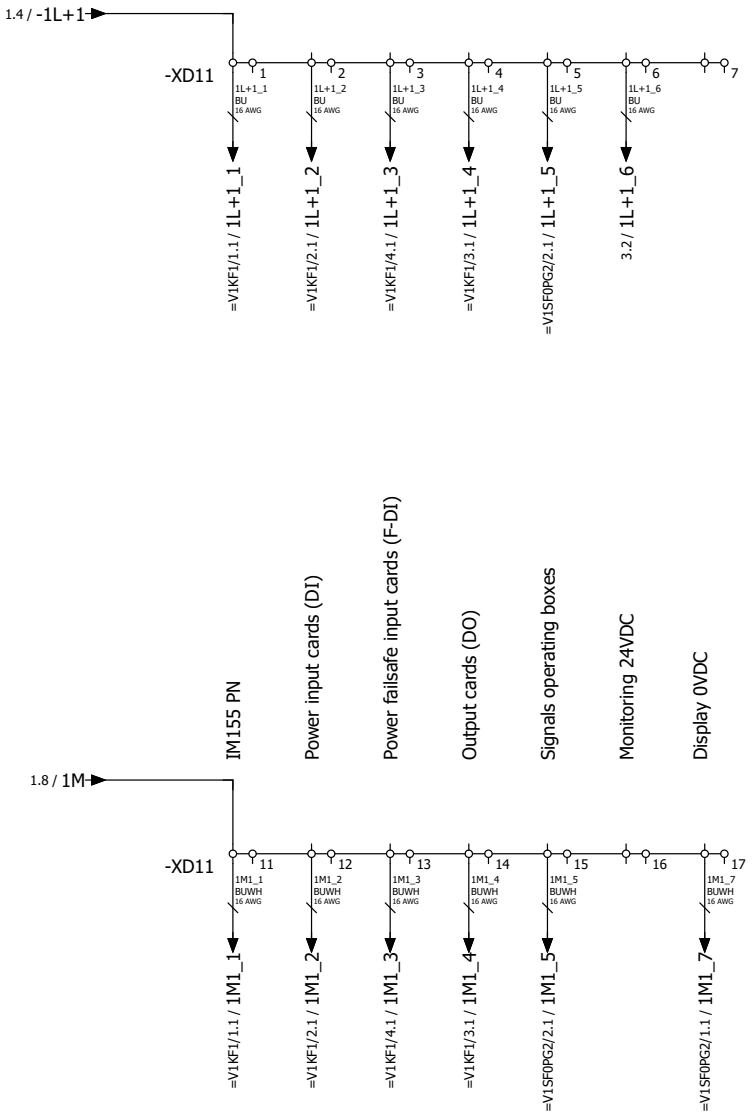

			Date	12/2/2022	Volvo Trucks North America		Valiant TMS	Power distribution 24VDC 1L+	Drawing name: =2V05&EFS-EL	= V1WC4
			Ed.	MKLEPADLO						+ V1UC33
			Appr		P6700 Firewall - Cell 2V05		Scale 1:1		Document type: EFS	Project nr: 22-16143
Modification	Date	Name	Original		Replacement of	Replaced by				Page 2 / 1019

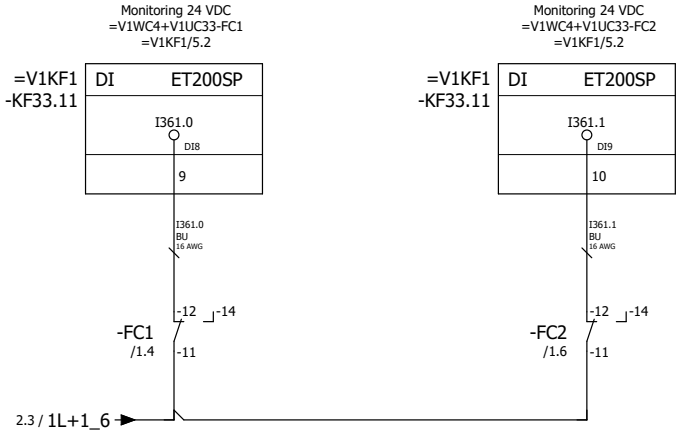

			Date	12/2/2022	Volvo Trucks North America		Valiant TMS	Monitoring 24VDC	Drawing name: =2V05&EFS-EL	= V1WC4	
			Ed.	MKLEPADLO						+ V1UC33	
			Appr		P6700 Firewall - Cell 2V05				Document type: EFS	Project nr: 22-16143	Page 3
Modification	Date	Name	Original		Replacement of	Replaced by	Scale 1:1				1019

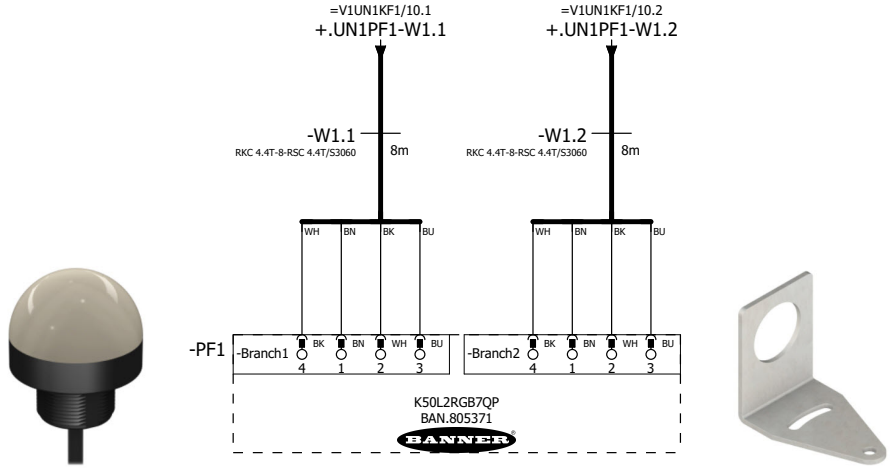

Table 1: Default Color Definition

	Red	Yellow	Green	Cyan	Blue	Magenta	White
Input 1	X	X				X	X
Input 2		X	X	X			X
Input 3				X	X	X	X

=V1WC4+.UC33/3

&ELU=KF0+UC31/1

			Date	12/14/2022	Volvo Trucks North America	Valiant TMS	Station Dome Light	Drawing name: =2V05&EFS-EL / = V1UN1PF1 / + V1UN1
			Ed.	MKLEPADLO				
			Appr		P6700 Firewall - Cell 2V05			Document type: EFS / Project nr: 22-16143 / Page 2
Modification	Date	Name	Original		Replacement of / Replaced by	Scale 1:1		1019

0	1	2	3	4	5	6	7	8	9

-UC31

&EFS=V1UN1PF1+V1UN1/2

2

			Date	12/2/2022	Volvo Trucks North America	Valiant TMS	LAYOUT	Drawing name: =2V05&EFS-EL	= KF0
			Ed.	MKLEPADLO					+ UC31
			Appr		P6700 Firewall - Cell 2V05			Document type: ELU	Project nr: 22-16143
Modification	Date	Name	Original		Replacement of / Replaced by	Scale 1:1			Page 1 / 1019

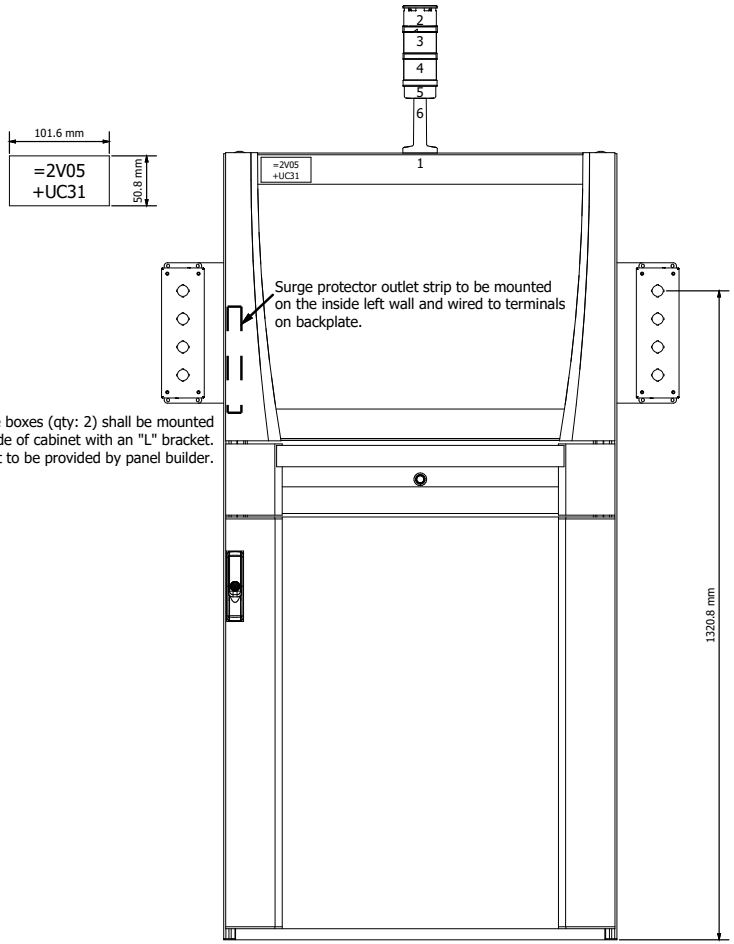

Enclosure boxes (qty: 2) shall be mounted to the side of cabinet with an "L" bracket.
* Mounting bracket to be provided by panel builder.

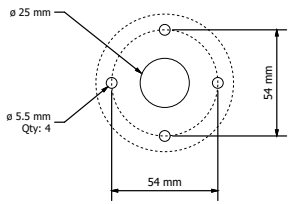

DETAIL 'B'
ABB Stack light
K70 series

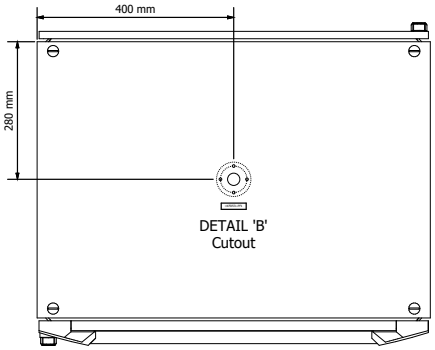

DETAIL 'B'
Cutout

Top View
of Enclosure

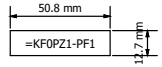

Enclosure panel shall be finished in RAL 7035 Light Grey paint.

			Date	11/26/2022	Volvo Trucks North America	Valiant TMS	Layout UC31 External View	Drawing name: =2V05&EFS-EL	= KF0	
			Ed.	MKLEPADLO					+ UC31	
			Appr		P6700 Firewall - Cell 2V05			Document type: ELU	Project nr: 22-16143	Page 2
Modification	Date	Name	Original		Replacement of	Replaced by	Scale 1:10			1019

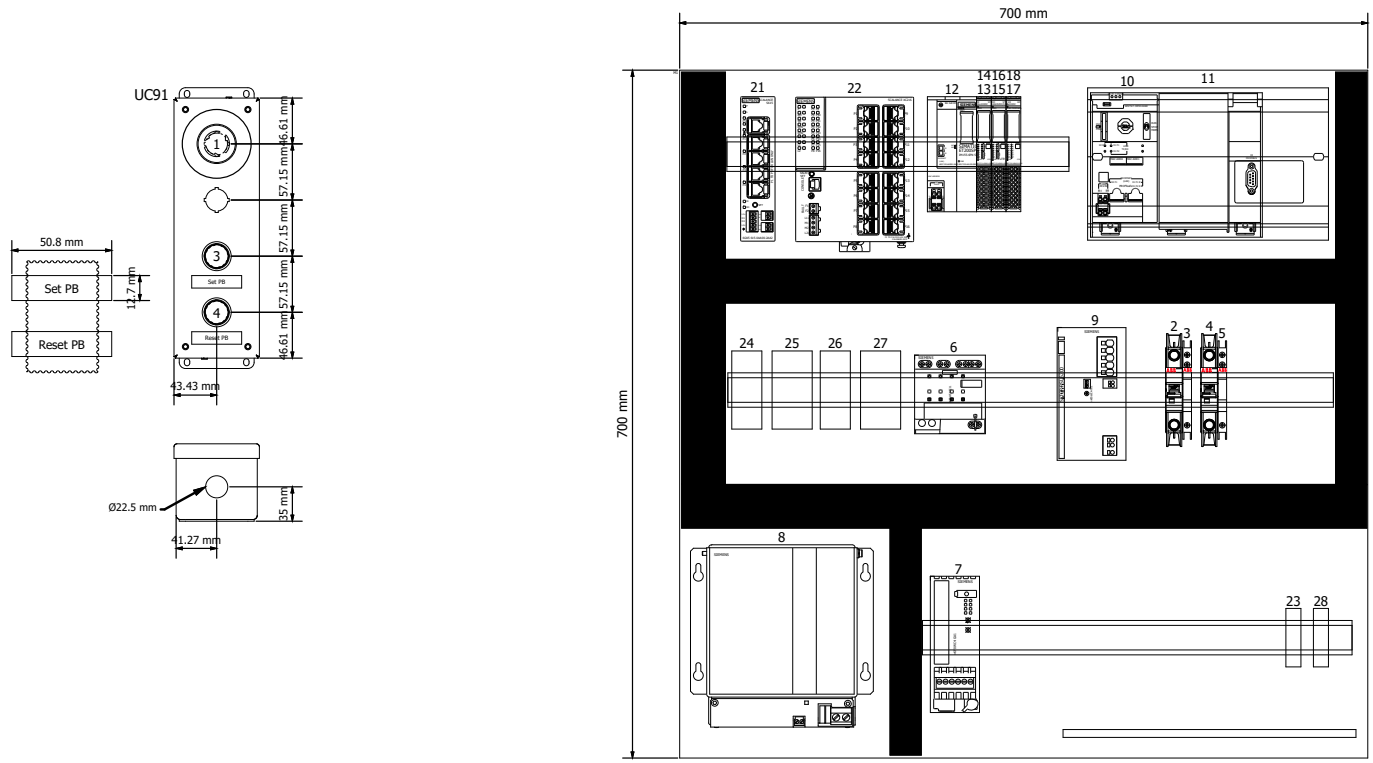

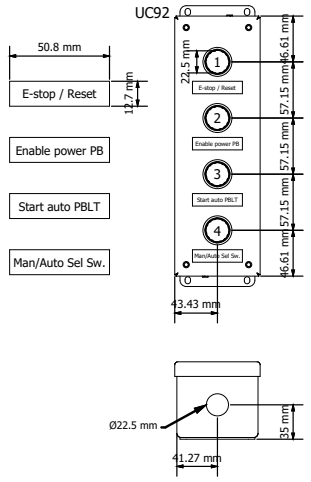

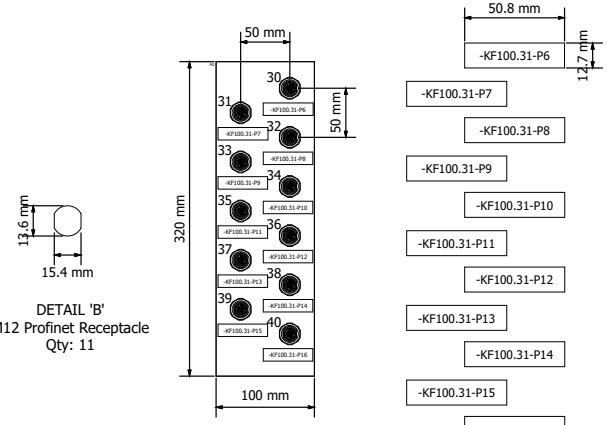

DETAIL 'B'
M12 Profinet Receptacle
Qty: 11

Profinet receptacle plate. Shall be mounted to left side of subplate with a bracket.
* Mounting bracket to be provided by panel builder.

2

=V1PZ1PF1+V1UC61/1

			Date	12/16/2022	Volvo Trucks North America	Valiant TMS	Layout UC31 Internal View	Drawing name: =2V05&EFS-EL	= KF0	
			Ed.	KMAFFRE					+ UC31	
			Appr		P6700 Firewall - Cell 2V05			Document type: ELU	Project nr: 22-16143	Page 3
Modification	Date	Name	Original		Replacement of	Replaced by	Scale 1:5			1019

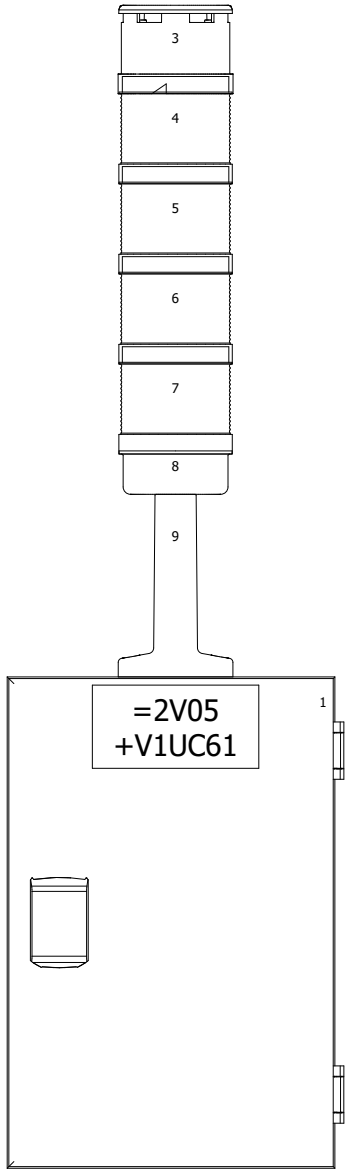

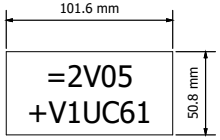

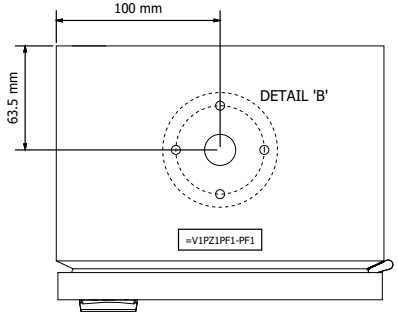

Top View
of Enclosure

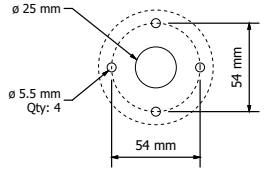

DETAIL 'B'
ABB Stack light
K70 series

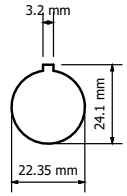

DETAIL 'A'
1-1/8" Receptacle

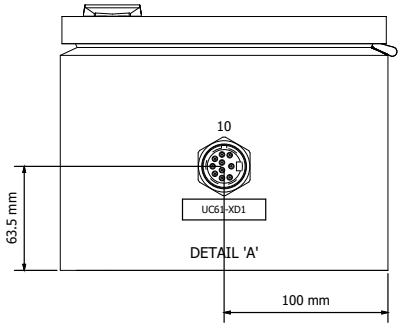

Buttom View
of Enclosure

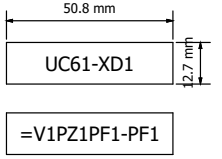

=KF0+UC31/3

2

			Date	11/26/2022	Volvo Trucks North America	Valiant TMS	Layout UC61 SL External View	Drawing name: =2V05&EFS-EL	= V1PZ1PF1 + V1UC61
			Ed.	MKLEPADLO					
			Appr		P6700 Firewall - Cell 2V05	Scale 1:3		Document type: ELU	Project nr: 22-16143
Modification	Date	Name	Original		Replacement of	Replaced by			Page 1 / 1019

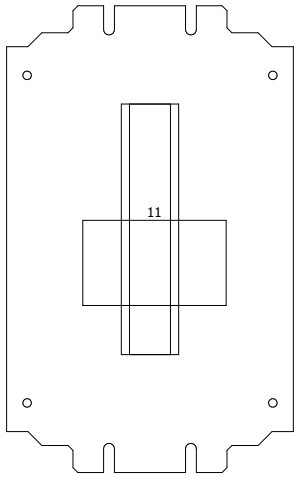

1

=V1PZ1PF2+.UC62/1

			Date	11/26/2022	Volvo Trucks North America		Valiant TMS	Layout UC61 SL Internal View	Drawing name: =2V05&EFS-EL	= V1PZ1PF1
			Ed.	MKLEPADLO						+ V1UC61
			Appr		P6700 Firewall - Cell 2V05				Document type: ELU	Project nr: 22-16143 / Page 2
Modification	Date	Name	Original		Replacement of	Replaced by	Scale 1:3			1019

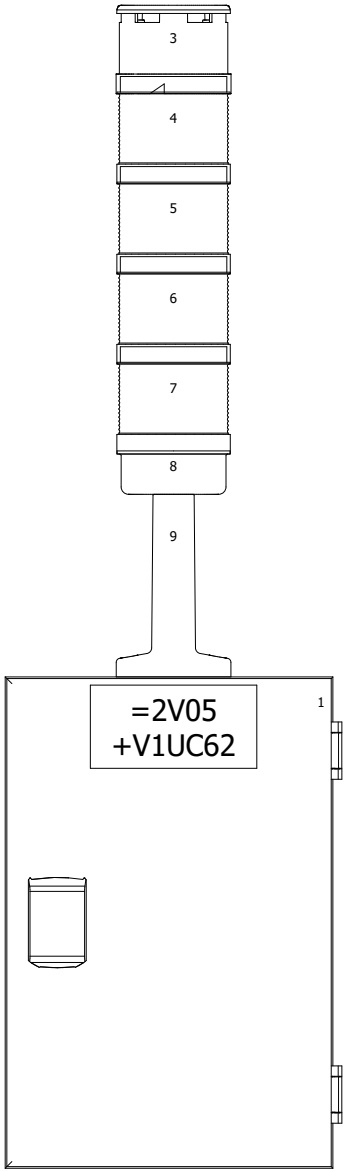

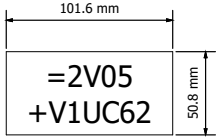

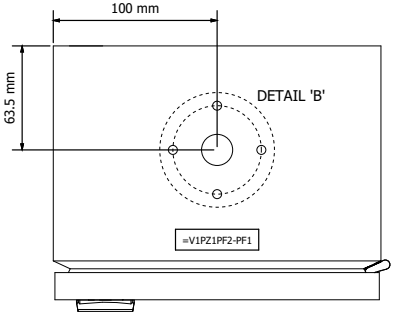

Top View
of Enclosure

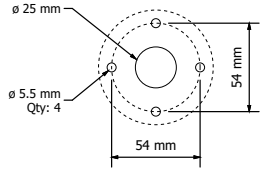

DETAIL 'B'
ABB Stack light
K70 series

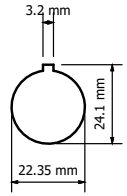

DETAIL 'A'
1-1/8" Receptacle

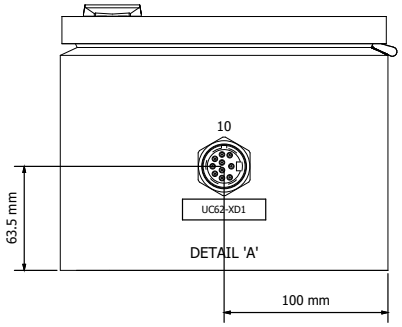

Buttom View
of Enclosure

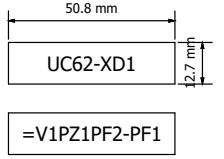

=V1PZ1PF1+.UC61/2

2

			Date	11/26/2022	Volvo Trucks North America	Valiant TMS	Layout UC62 SL External View	Drawing name: =2V05&EFS-EL	= V1PZ1PF2 + V1UC62
			Ed.	MKLEPADLO					
			Appr		P6700 Firewall - Cell 2V05	Scale 1:3		Document type: ELU	Project nr: 22-16143
Modification	Date	Name	Original		Replacement of	Replaced by			Page 1 / 1019

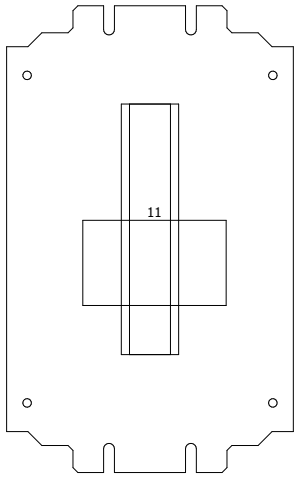

1

=V1SF0PG1+.UC32/1

			Date	11/26/2022	Volvo Trucks North America		Valiant TMS	Layout UC62 SL Internal View	Drawing name: =2V05&EFS-EL		= V1PZ1PF2
			Ed.	MKLEPADLO							+ V1UC62
			Appr		P6700 Firewall - Cell 2V05				Document type: ELU	Project nr: 22-16143	Page 2
Modification	Date	Name	Original		Replacement of	Replaced by	Scale 1:3				1019

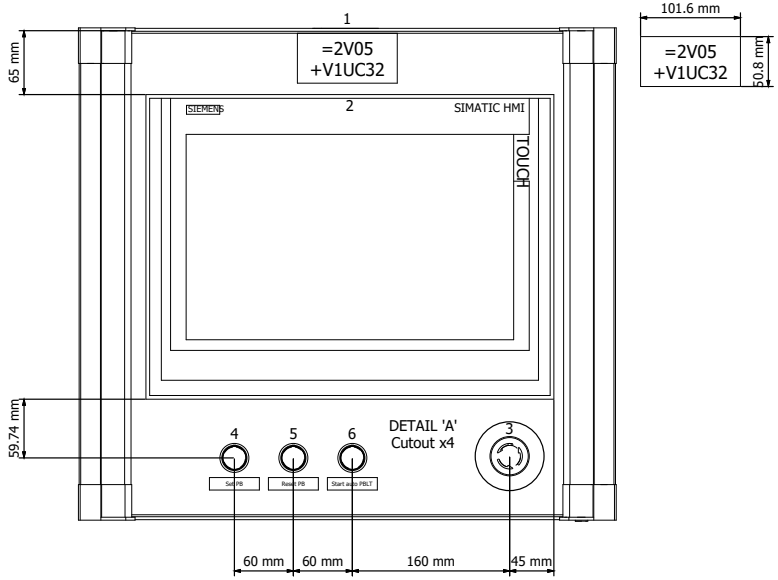

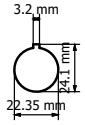

DETAIL 'A'
7/8" Receptacle,
Pushbutton and E-stop

DETAIL 'B'
M12 Profinet Receptacle

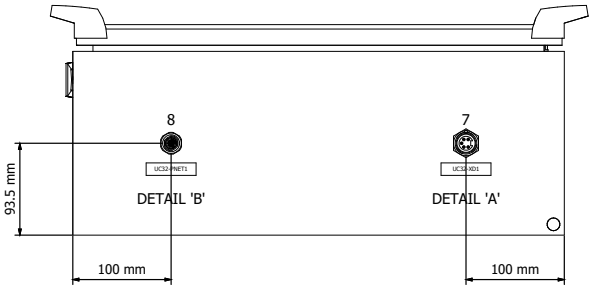

Buttom View
of Enclosure

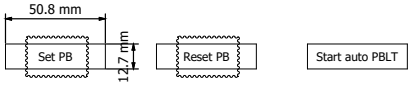

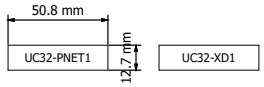

Enclosure panel shall be finished in RAL 7035 Light Grey paint.

=V1PZ1PF2+.UC62/2

2

			Date	12/16/2022	Volvo Trucks North America	Valiant TMS	Layout UC32 SOP External View	Drawing name: =2V05&EFS-EL	= V1SF0PG1	
			Ed.	KMAFFRE					+ V1UC32	
			Appr		P6700 Firewall - Cell 2V05	Scale 1:5		Document type: ELU	Project nr: 22-16143	Page 1
Modification	Date	Name	Original		Replacement of	Replaced by				1019

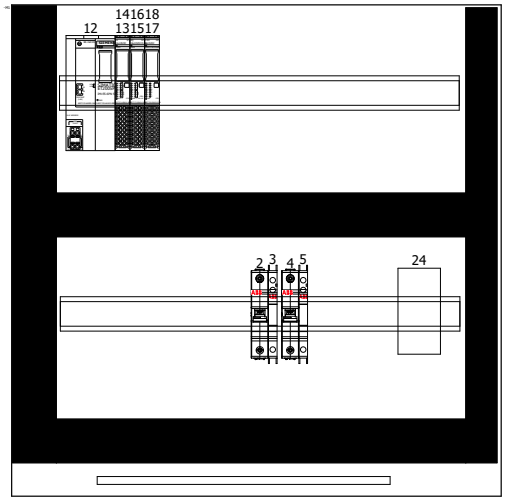

1

=V1SF0PG2+.UC33/1

			Date	11/26/2022	Volvo Trucks North America		Valiant TMS	Layout UC32 SOP Internal View	Drawing name: =2V05&EFS-EL	= V1SF0PG1	
			Ed.	MKLEPADLO						+ V1UC32	
			Appr		P6700 Firewall - Cell 2V05				Document type: ELU	Project nr: 22-16143	Page 2
Modification	Date	Name	Original		Replacement of	Replaced by	Scale 1:5				1019

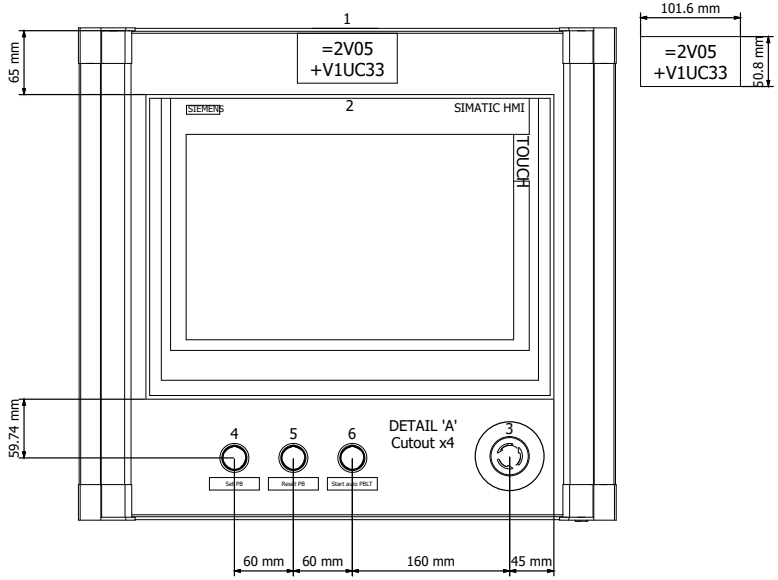

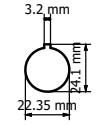

DETAIL 'A'
7/8" Receptacle,
Pushbutton and E-stop

DETAIL 'B'
M12 Profinet Receptacle

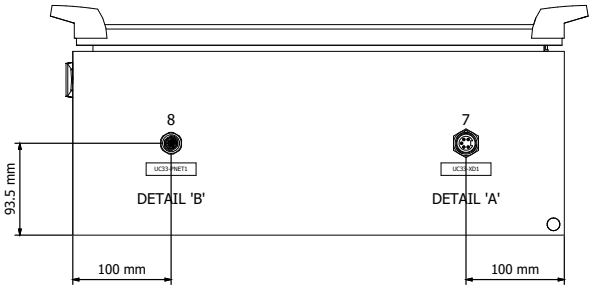

Buttom View
of Enclosure

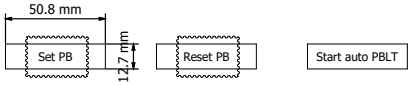

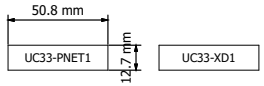

Enclosure panel shall be finished in RAL 7035 Light Grey paint.

=V1SF0PG1+.UC32/2

2

			Date	12/16/2022	Volvo Trucks North America	Valiant TMS	Layout UC33 SOP External View	Drawing name: =2V05&EFS-EL	= V1SF0PG2	
			Ed.	KMAFFRE					+ V1UC33	
			Appr		P6700 Firewall - Cell 2V05			Document type: ELU	Project nr: 22-16143	Page 1
Modification	Date	Name	Original		Replacement of	Replaced by	Scale 1:5			1019

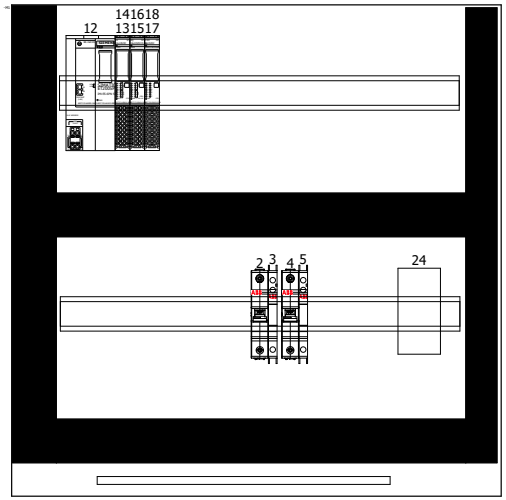

1

=V1SF0PG3+.UC51/1

			Date	11/26/2022	Volvo Trucks North America		Valiant TMS	Layout UC33 SOP Internal View	Drawing name: =2V05&EFS-EL	= V1SF0PG2	
			Ed.	MKLEPADLO						+ V1UC33	
			Appr		P6700 Firewall - Cell 2V05		Scale 1:5		Document type: ELU	Project nr: 22-16143	Page 2
Modification	Date	Name	Original		Replacement of	Replaced by					1019

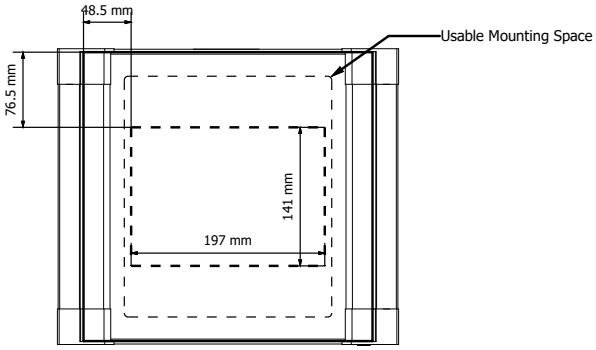

(Cutout measured from edge of removable mounting plate)

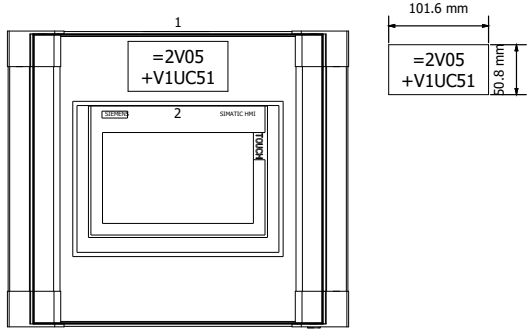

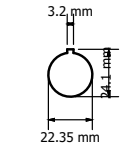

DETAIL 'A'
7/8" Receptacle

DETAIL 'B'
M12 Profinet Receptacle

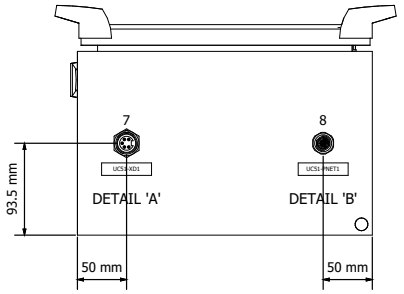

Buttom View
of Enclosure

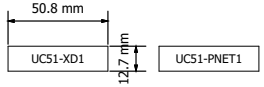

Enclosure panel shall be finished in RAL 7035 Light Grey paint.

=V1SF0PG2+.UC33/2

=V1SF0PG4+.UC52/1

			Date	11/26/2022	Volvo Trucks North America	Valiant TMS	Layout UC51 OD External View	Drawing name: =2V05&EFS-EL	= V1SF0PG3	
			Ed.	MKLEPADLO					+ V1UC51	
			Appr		P6700 Firewall - Cell 2V05			Document type: ELU	Project nr: 22-16143	Page 1
Modification	Date	Name	Original		Replacement of	Replaced by	Scale 1:5			1019

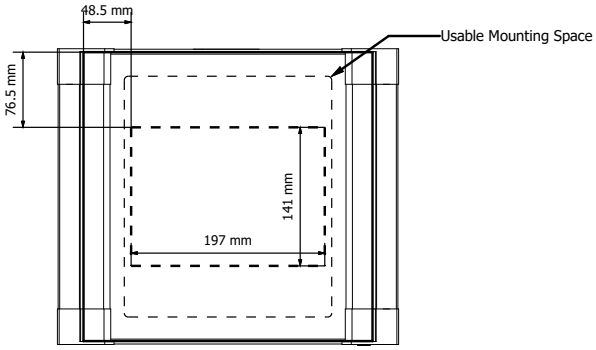

(Cutout measured from edge of removable mounting plate)

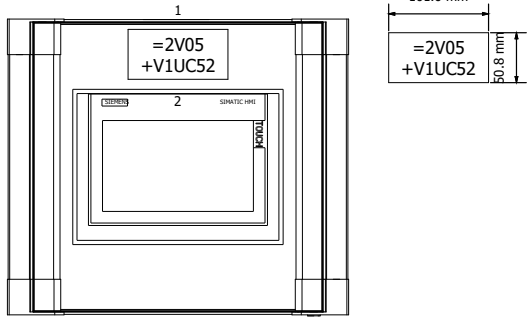

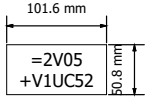

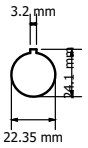

DETAIL 'A'
7/8" Receptacle

DETAIL 'B'
M12 Profinet Receptacle

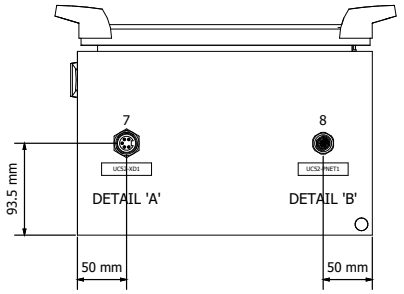

Buttom View
of Enclosure

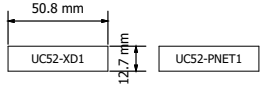

Enclosure panel shall be finished in RAL 7035 Light Grey paint.

=V1SF0PG3+.UC51/1

=V1SF0SF1+.UC71/1

			Date	11/26/2022	Volvo Trucks North America	Valiant TMS	Layout UC52 OD External View	Drawing name: =2V05&EFS-EL	= V1SF0PG4	
			Ed.	MKLEPADLO					+ V1UC52	
			Appr		P6700 Firewall - Cell 2V05			Document type: ELU	Project nr: 22-16143	Page 1
Modification	Date	Name	Original		Replacement of	Replaced by	Scale 1:5			1019

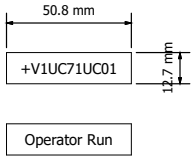

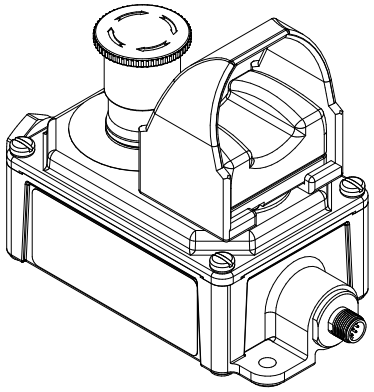

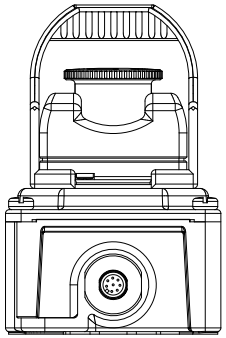

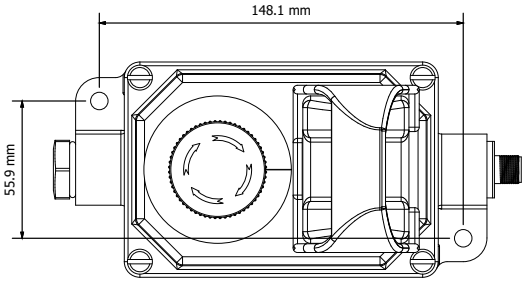

=V1SF0PG4+.UC52/1

=V1SF0SF2+.UC72/1

			Date	11/26/2022	Volvo Trucks North America		Valiant TMS	LAYOUT UC71 RB EXTERNAL VIEW	Drawing name: =2V05&EFS-EL	= V1SF0SF1	
			Ed.	MKLEPADLO						+ V1UC71	
			Appr		P6700 Firewall - Cell 2V05				Document type: ELU	Project nr: 22-16143	Page 1
Modification	Date	Name	Original		Replacement of	Replaced by	Scale 1:2				1019

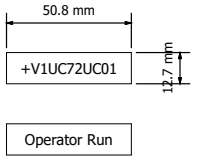

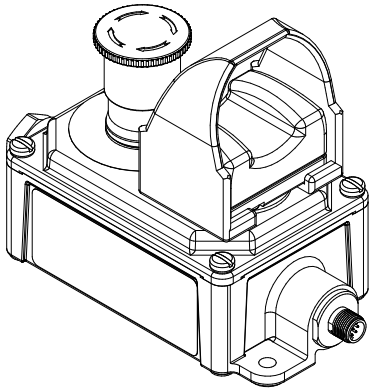

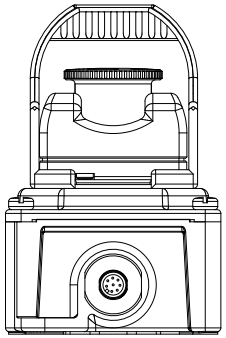

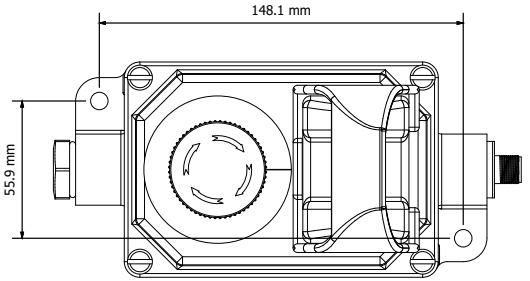

=V1SF0SF1+.UC71/1

=V1UC11+.UC11/1

			Date	11/26/2022	Volvo Trucks North America		Valiant TMS	LAYOUT UC72 RB EXTERNAL VIEW	Drawing name: =2V05&EFS-EL	= V1SF0SF2	
			Ed.	MKLEPADLO						+ V1UC72	
			Appr		P6700 Firewall - Cell 2V05				Document type: ELU	Project nr: 22-16143	Page 1
Modification	Date	Name	Original		Replacement of	Replaced by	Scale 1:2				1019

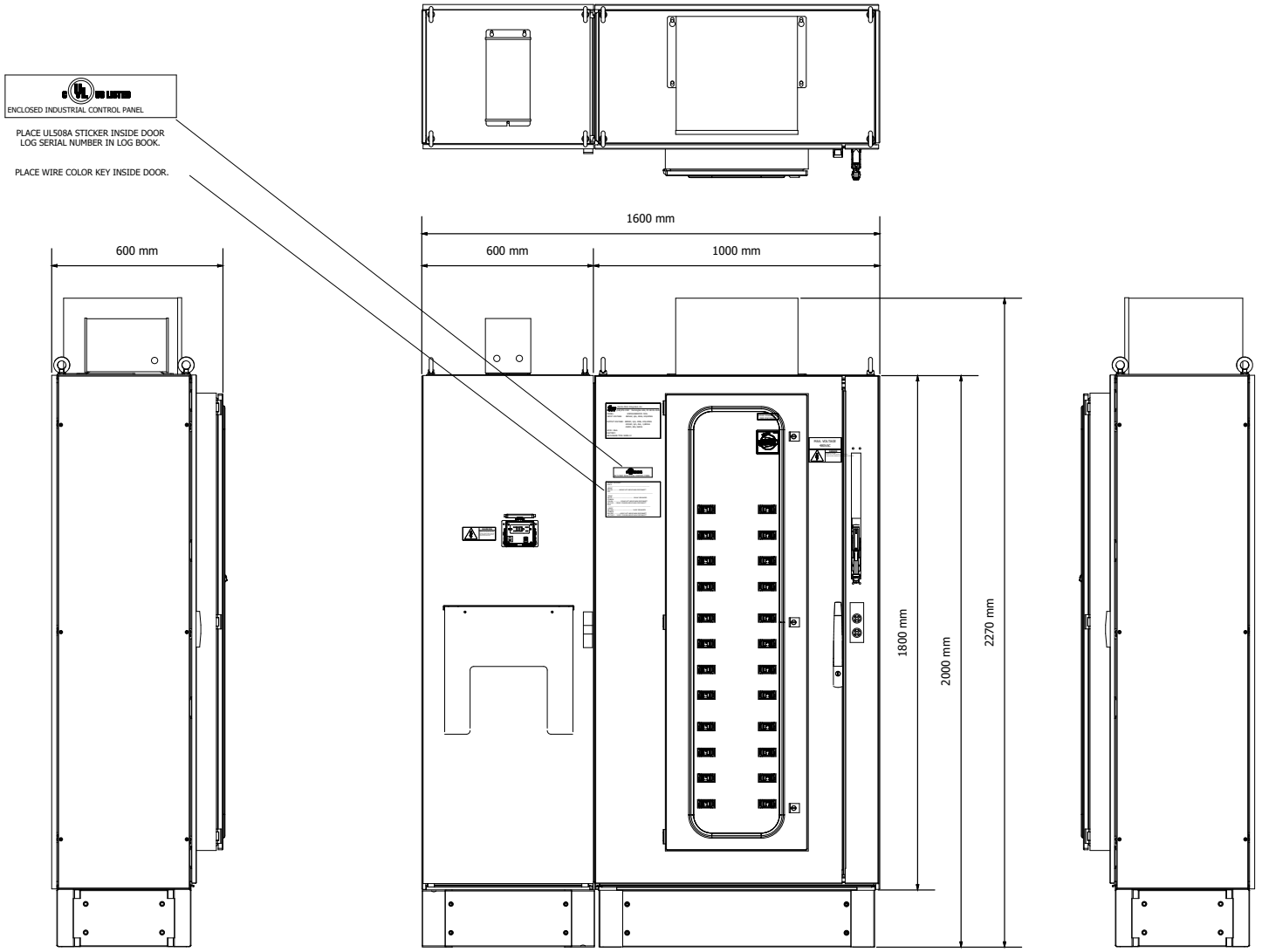

=V1SF0SF2+.UC72/1

2

			Date	11/26/2022	Volvo Trucks North America		Valiant TMS	Layout UC11 PDP External View	Drawing name: =2V05&EFS-EL	= V1UC11	
			Ed.	MKLEPADLO						+ V1UC11	
			Appr		P6700 Firewall - Cell 2V05				Document type: ELU	Project nr: 22-16143	Page 1
Modification	Date	Name	Original		Replacement of	Replaced by	Scale 1:15				1019



1

=V1UC12+.UC12/1

			Date	11/26/2022	Volvo Trucks North America		Valiant TMS	Layout UC11 PDP Internal View	Drawing name: =2V05&EFS-EL	= V1UC11
			Ed.	MKLEPADLO						+ V1UC11
			Appr		P6700 Firewall - Cell 2V05				Document type: ELU	Project nr: 22-16143
Modification	Date	Name	Original		Replacement of	Replaced by	Scale 1:10			Page 2 / 1019

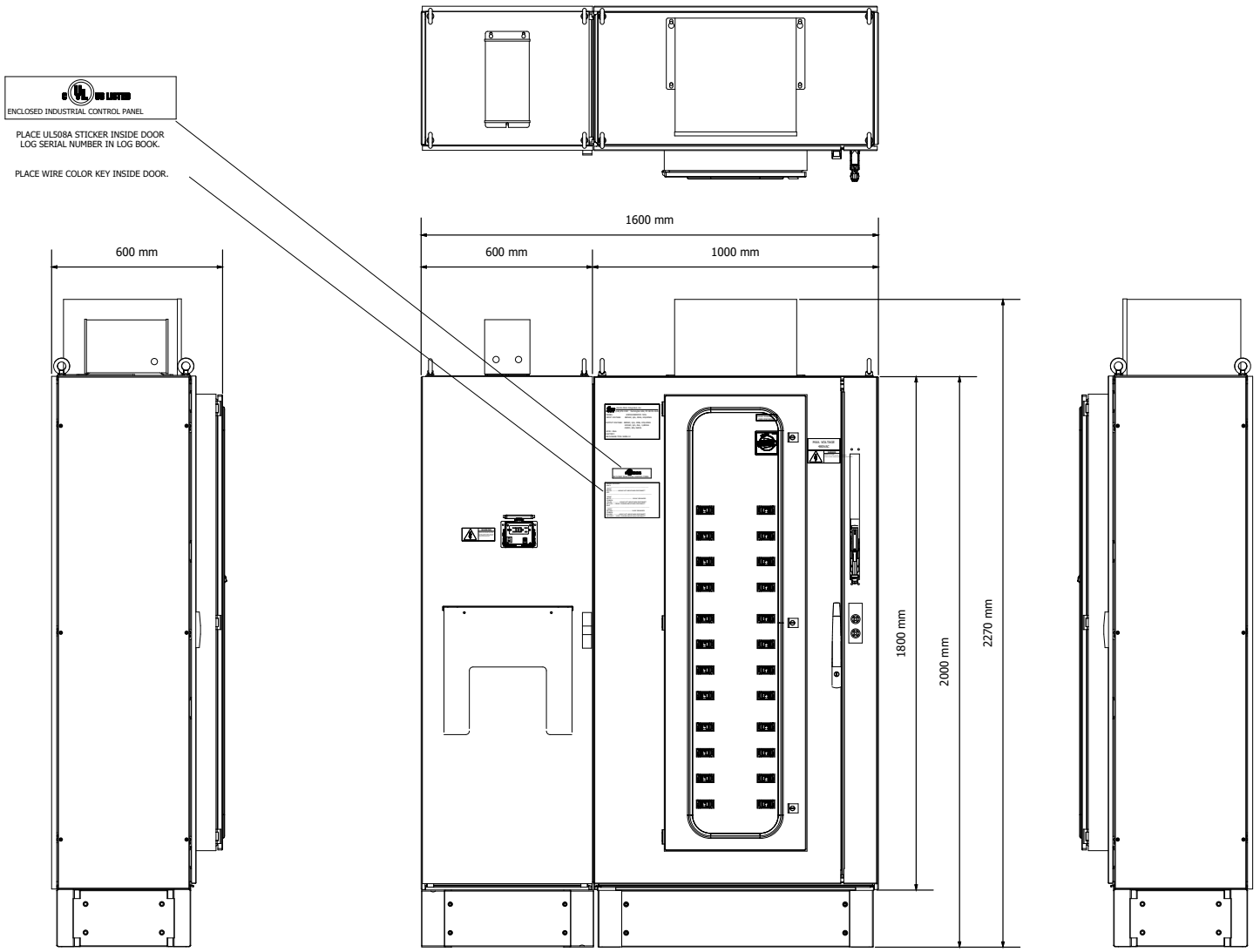

=V1UC11+.UC11/2

2

			Date	11/26/2022	Volvo Trucks North America	Valiant TMS	Layout UC12 PDP External View	Drawing name: =2V05&EFS-EL	= V1UC12	
			Ed.	MKLEPADLO					+ V1UC12	
			Appr		P6700 Firewall - Cell 2V05			Document type: ELU	Project nr: 22-16143	Page 1
Modification	Date	Name	Original		Replacement of	Replaced by	Scale 1:15			1019



1

=V1UC14+.UC14/1

			Date	11/26/2022	Volvo Trucks North America		Valiant TMS	Layout UC12 PDP Internal View	Drawing name: =2V05&EFS-EL	= V1UC12
			Ed.	MKLEPADLO						+ V1UC12
			Appr		P6700 Firewall - Cell 2V05				Document type: ELU	Project nr: 22-16143
Modification	Date	Name	Original		Replacement of	Replaced by	Scale 1:10			Page 2 / 1019

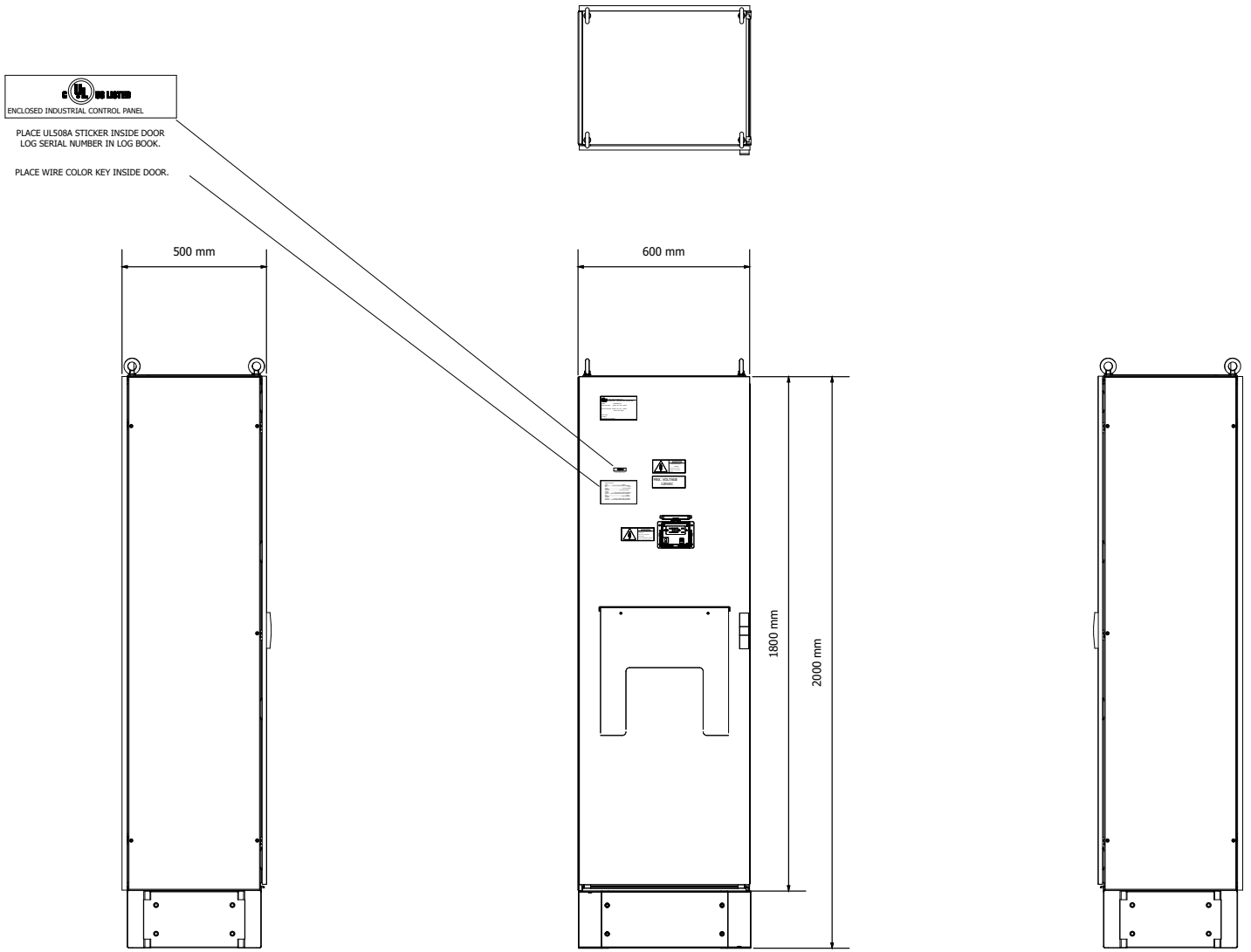

=V1UC12+.UC12/2

2

			Date	11/26/2022	Volvo Trucks North America	Valiant TMS	Layout UC14 RIO External View	Drawing name: =2V05&EFS-EL	= V1UC14	
			Ed.	MKLEPADLO					+ V1UC14	
			Appr		P6700 Firewall - Cell 2V05			Document type: ELU	Project nr: 22-16143	Page 1
Modification	Date	Name	Original		Replacement of	Replaced by	Scale 1:15			1019

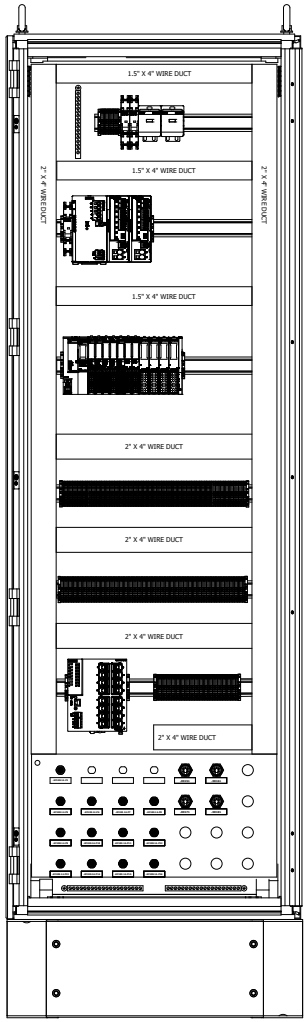

1

=V1UC15+.UC15/1

			Date	11/26/2022	Volvo Trucks North America		Valiant TMS	Layout UC14 RIO Internal Controls View	Drawing name: =2V05&EFS-EL	= V1UC14
			Ed.	MKLEPADLO						+ V1UC14
			Appr		P6700 Firewall - Cell 2V05				Document type: ELU	Project nr: 22-16143
Modification	Date	Name	Original		Replacement of	Replaced by	Scale 1:10			Page 2 / 1019

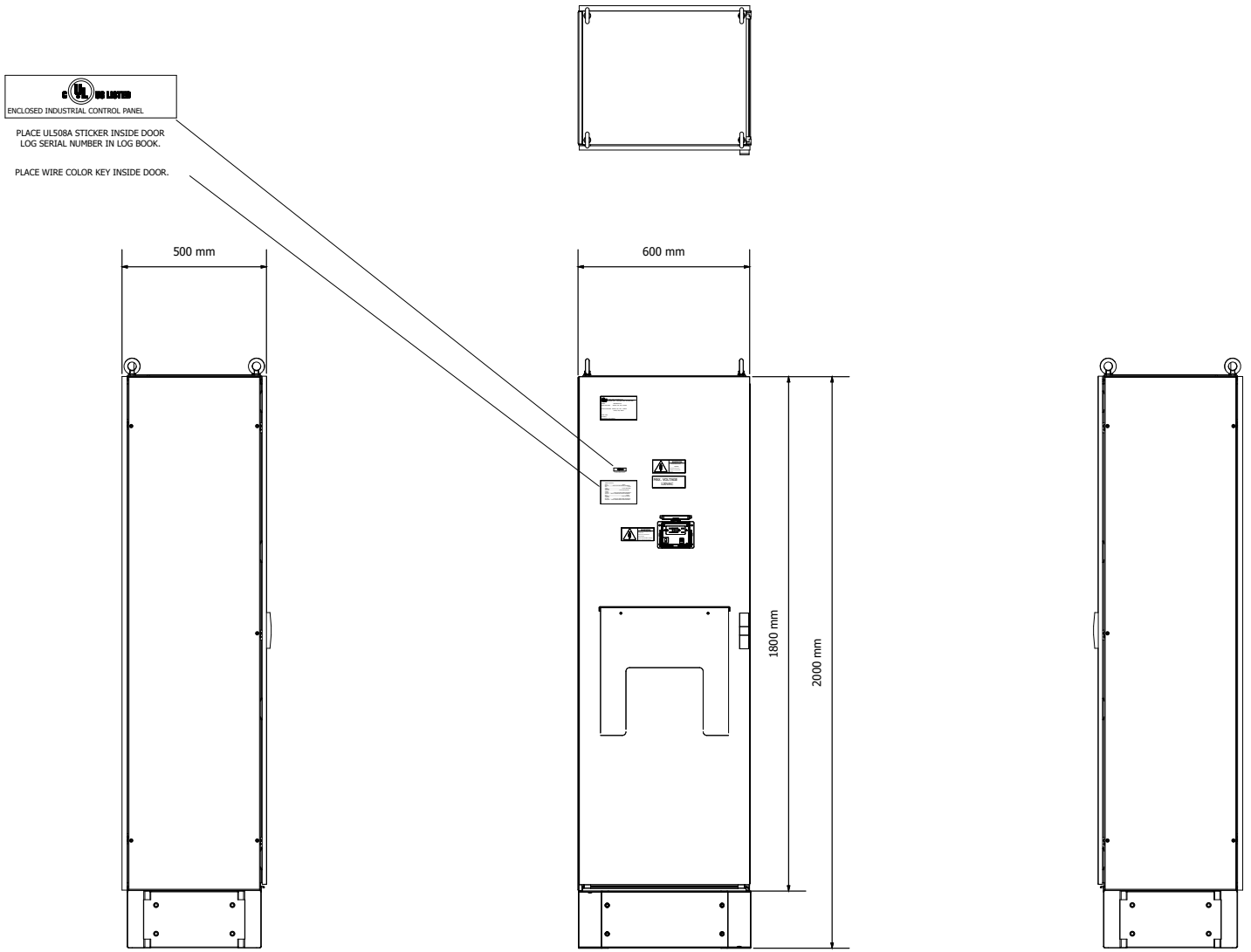

=V1UC14+.UC14/2

2

			Date	11/26/2022	Volvo Trucks North America	Valiant TMS	Layout UC15 RIO External View	Drawing name: =2V05&EFS-EL	= V1UC15	
			Ed.	MKLEPADLO					+ V1UC15	
			Appr		P6700 Firewall - Cell 2V05			Document type: ELU	Project nr: 22-16143	Page 1
Modification	Date	Name	Original		Replacement of	Replaced by	Scale 1:15			1019

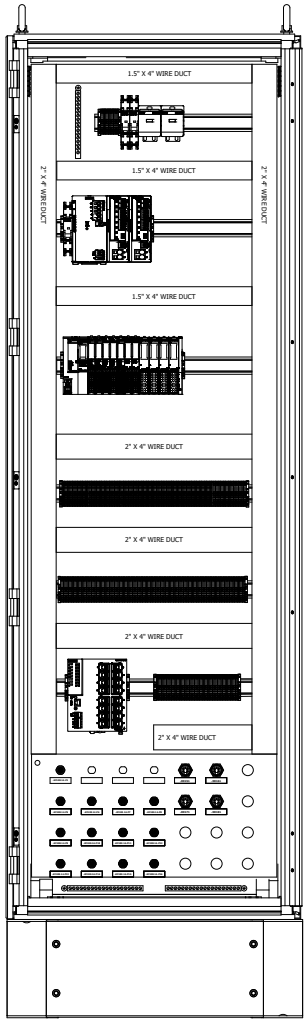

1 &EMC+/1

			Date	11/26/2022	Volvo Trucks North America		Valiant TMS	Layout UC15 RIO Internal Controls View	Drawing name: =2V05&EFS-EL	= V1UC15
			Ed.	MKLEPADLO						+ V1UC15
			Appr		P6700 Firewall - Cell 2V05				Document type: ELU	Project nr: 22-16143
Modification	Date	Name	Original		Replacement of	Replaced by	Scale 1:10			Page 2 / 1019

Cable overview

F10_001_Cable

Cable name	Source (from)	Target (to)	cable type	all conductors	Conductors used	Cross-section [mm]	Length [m]	remark
=V1SF0SF1-W1	=V1KF1+V1UC11-KF11.14	=V1SF0SF1+V1UC71-SF1	CBL	8	8	24	25	
	=V1WC4+V1UC11-XD13							
	=V1KF1+V1UC11-KF11.32							
	=V1WC4+V1UC11-XD10							
=V1SF0SF2-W1	=V1KF1+V1UC12-KF12.14	=V1SF0SF2+V1UC72-SF1	CBL	8	8	24	25	
	=V1WC4+V1UC12-XD13							
	=V1KF1+V1UC12-KF12.32							
	=V1WC4+V1UC12-XD10							
=KH0-W1			NEBS-L1G4-K-5-LE4	4	0	26	5	
=KF0KF1-KF1.31-P2	=KF0KF1+UC31-KF1.31-X1	=KF0KF1+UC31-KF31	PROFINET Cable	4	0	22		
=KF0KF1-KF100-P1	=KF0KF1+UC31-KF100.31	=KF0KF1+UC31-KF99.31	PROFINET Cable	4	1	22		
=KF0KF1-KF100.31-P2	=KF0KF1+UC31-KF1.31-X2	=KF0KF1+UC31-KF100.31	PROFINET Cable	4	0	22		
=KF0KF1-KF100.31-P3	=KF0KF1+UC31-KF1.31-X1	=KF0KF1+UC31-KF100.31	PROFINET Cable	4	0	22		
=KF0KF1-KF100.31-P4	=KF0KF1+UC31-KF100.31	=KF0KF1+UC31-PC1	PROFINET Cable	4	0	22		
=KF0KF1-KF100.31-P5	=KF0KF1+UC31-KF100.31	=KF0KF1+UC31-PC1	PROFINET Cable	4	0	22		
=KF0KF1-KF100.31-P6	=KF0KF1+UC31-KF100.31-P6	=KF0KF1+UC31-KF100.31	PROFINET Cable	4	1	22		
=KF0KF1-KF100.31-P7	=KF0KF1+UC31-KF100.31-P7	=KF0KF1+UC31-KF100.31	PROFINET Cable	4	1	22		
=KF0KF1-KF100.31-P8	=KF0KF1+UC31-KF100.31-P8	=KF0KF1+UC31-KF100.31	PROFINET Cable	4	1	22		
=KF0KF1-KF100.31-P9	=KF0KF1+UC31-KF100.31-P9	=KF0KF1+UC31-XG2	PROFINET Cable	4	1	22		
		=KF0KF1+UC31-KF100.31						
=KF0KF1-KF100.31-P10	=KF0KF1+UC31-KF100.31-P10	=KF0KF1+UC31-KF100.31	PROFINET Cable	4	1	22		
=KF0KF1-KF100.31-P11	=KF0KF1+UC31-KF100.31-P11	=KF0KF1+UC31-KF100.31	PROFINET Cable	4	1	22		
=KF0KF1-KF100.31-P12	=KF0KF1+UC31-KF100.31-P12	=KF0KF1+UC31-KF100.31	PROFINET Cable	4	1	22		
=KF0KF1-KF100.31-P13	=KF0KF1+UC31-KF100.31-P13	=KF0KF1+UC31-KF100.31	PROFINET Cable	4	1	22		
=KF0KF1-KF100.31-P14	=KF0KF1+UC31-KF100.31-P14	=KF0KF1+UC31-KF100.31	PROFINET Cable	4	1	22		
=KF0KF1-KF100.31-P15	=KF0KF1+UC31-KF100.31-P15	=KF0KF1+UC31-KF100.31	PROFINET Cable	4	1	22		
=KF0KF1-KF100.31-P16	=KF0KF1+UC31-KF100.31-P16	=KF0KF1+UC31-KF100.31	PROFINET Cable	4	1	22		
=KF0KF1-WF1	=KF0KF1+UC31-KF99.31	=KF0KF1+UC31-xx	PROFINET Cable	4	0	22		
=V1AR11KF1-KF100.11-P5	=V1AR11KF1+V1AR11UC01-XPN-X2	=V1KF1+V1UC11-KF100.11-P5	PROFINET Cable	4	1	22	26	
=V1AR11UQ41KF1-WF1	=V1AR11UQ41KF1+V1AR11UQ41-KF1-TP1	=V1AR11UQ41KF1+V1AR11UQ41-R3.CP/CS	PROFINET Cable	4	1	22		
=V1AR12KF1-KF100.14-P7	=V1AR12KF1+V1AR12UC01-XPN-X2	=V1KF1+V1UC14-KF100.14-P7	PROFINET Cable	4	1	22	22	
=V1AR12UQ41KF1-WF1	=V1AR12UQ41KF1+V1AR12UQ41-KF1-TP1	=V1AR12UQ41KF1+V1AR12UQ41-R3.CP/CS	PROFINET Cable	4	1	22		
=V1AR13KF1-KF100.15-P5	=V1AR13KF1+V1AR13UC01-XPN-X2	=V1KF1+V1UC15-KF100.15-P5	PROFINET Cable	4	1	22	23	
=V1AR13UQ41KF1-WF1	=V1AR13UQ41KF1+V1AR13UQ41-KF1-TP1	=V1AR13UQ41KF1+V1AR13UQ41-R3.CP/CS	PROFINET Cable	4	1	22		
=V1AR14KF1-KF100.15-P6	=V1AR14KF1+V1AR14UC01-XPN-X2	=V1KF1+V1UC15-KF100.15-P6	PROFINET Cable	4	1	22	24	
=V1AR14UQ41KF1-WF1	=V1AR14UQ41KF1+V1AR14UQ41-KF1-TP1	=V1AR14UQ41KF1+V1AR14UQ41-R3.CP/CS	PROFINET Cable	4	1	22		
=V1AR21KF1-KF100.11-P7	=V1AR21KF1+V1AR21UC01-XPN-X2	=V1KF1+V1UC11-KF100.11-P7	PROFINET Cable	4	1	22	16	
=V1AR22KF1-KF100.11-P8	=V1AR22KF1+V1AR22UC01-XPN-X2	=V1KF1+V1UC11-KF100.11-P8	PROFINET Cable	4	1	22	22	
=V1AR23KF1-KF100.11-P9	=V1AR23KF1+V1AR23UC01-XPN-X2	=V1KF1+V1UC11-KF100.11-P9	PROFINET Cable	4	1	22	21	
=V1AR24KF1-KF100.12-P5	=V1AR24KF1+V1AR24UC01-XPN-X2	=V1KF1+V1UC12-KF100.12-P5	PROFINET Cable	4	1	22	30	
=V1AR25KF1-KF100.15-P7	=V1AR25KF1+V1AR25UC01-XPN-X2	=V1KF1+V1UC15-KF100.15-P7	PROFINET Cable	4	1	22	17	
=V1AR26KF1-KF100.11-P10	=V1AR26KF1+V1AR26UC01-XPN-X2	=V1KF1+V1UC11-KF100.11-P10	PROFINET Cable	4	1	22	25	
=V1AR27KF1-KF100.15-P8	=V1AR27KF1+V1AR27UC01-XPN-X2	=V1KF1+V1UC15-KF100.15-P8	PROFINET Cable	4	1	22	17	
=V1AR28KF1-KF100.11-P11	=V1AR28KF1+V1AR28UC01-XPN-X2	=V1KF1+V1UC11-KF100.11-P11	PROFINET Cable	4	1	22	21	

			Date	11/26/2022	Volvo Trucks North America		Valiant TMS	Cable overview	Drawing name: =2V05&EFS-EL	=	
			Ed.	MKLEPADLO						+	
			Appr		P6700 Firewall - Cell 2V05				Document type: EMC	Project nr: 22-16143	Page 1
Modification	Date	Name	Original		Replacement of	Replaced by	Scale 1:1				1019

Cable overview

F10_001_Cable

Cable name	Source (from)	Target (to)	cable type	all conductors	Conductors used	Cross-section [mm]	Length [m]	remark
=V1AR29KF1-KF100.11-P12	=V1AR29KF1+V1AR29UC01-XPN-X2	=V1KF1+V1UC11-KF100.11-P12	PROFINET Cable	4	1	22	22	
=V1AR41KF1-KF100.12-P6	=V1AR41KF1+V1AR41UC01-XPN-X2	=V1KF1+V1UC12-KF100.12-P6	PROFINET Cable	4	1	22	33	
=V1AR41UQ41KF1-WF1	=V1AR41UQ41KF1+V1AR41UQ41-KF1-TP1	=V1AR41UQ41KF1+V1AR41UQ41-R3.CP/CS	PROFINET Cable	4	1	22		
=V1AR42KF1-KF100.12-P7	=V1AR42KF1+V1AR42UC01-XPN-X2	=V1KF1+V1UC12-KF100.12-P7	PROFINET Cable	4	1	22	32	
=V1AR42UQ41KF1-WF1	=V1AR42UQ41KF1+V1AR42UQ41-KF1-TP1	=V1AR42UQ41KF1+V1AR42UQ41-R3.CP/CS	PROFINET Cable	4	1	22		
=V1AR51KF1-KF100.14-P5	=V1AR51KF1+V1AR51UC01-XPN-X2	=V1KF1+V1UC14-KF100.14-P5	PROFINET Cable	4	1	22	16	
=V1AR52KF1-KF100.14-P6	=V1AR52KF1+V1AR52UC01-XPN-X2	=V1KF1+V1UC14-KF100.14-P6	PROFINET Cable	4	1	22	14	
=V1AR191KF1-KF100.15-P9	=V1AR191KF1+V1AR191UC01-XPN-X2	=V1KF1+V1UC15-KF100.15-P9	PROFINET Cable	4	1	22	26	
=V1AR211KF1-KF100.15-P10	=V1AR211KF1+V1AR211UC01-XPN-X2	=V1KF1+V1UC15-KF100.15-P10	PROFINET Cable	4	1	22	22	
=V1AR212KF1-KF100.15-P11	=V1AR212KF1+V1AR212UC01-XPN-X2	=V1KF1+V1UC15-KF100.15-P11	PROFINET Cable	4	1	22	17	
=V1AR213KF1-KF100.15-P12	=V1AR213KF1+V1AR213UC01-XPN-X2	=V1KF1+V1UC15-KF100.15-P12	PROFINET Cable	4	1	22	13	
=V1BX11WC3-KF100.15-P16	=V1KF1+V1UC15-KF100.15-P16	=V1BX11WC3+V1BX11UC01-KFS1	PROFINET Cable	4	1	22		
=V1FQ1-BR2-P2	=V1FQ1+V1FQ1-BR2	=V1FQ1+V1FQ1-BR3	PROFINET Cable	4	0	22	25	
=V1FQ1-KF100.11-P14	=V1KF1+V1UC11-KF100.11-P14	=V1FQ1+V1FQ1-BR1	PROFINET Cable	4	0	22	30	
=V1FQ1-KF100.11-P16	=V1FQ1+V1FQ1BG2-BG2-X4	=V1FQ1+V1FQ1BG3-BG3-X3	PROFINET Cable	4	0	22	15	
	=V1FQ1+V1FQ1BG3-BG3-X4	=V1FQ1+V1FQ1BG4-BG4-X3						
=V1FQ1-KF100.12-P11	=V1KF1+V1UC12-KF100.12-P11	=V1FQ1+V1FQ1-BR2	PROFINET Cable	4	0	22	20	
=V1FQ1-KF100.12-P15	=V1FQ1+V1FQ1BG5-BG5-X4	=V1FQ1+V1FQ1BG6-BG6-X3	PROFINET Cable	4	0	22	26	
=V1GL1UQ51KF1-WF2	=V1GL1WC4+V1GL1-UCMS1	=V1GL1UQ51KF1+V1GL1UQ51-KF1-TP1	PROFINET Cable	4	0	22	5	
=V1GL1UQ51KF2-WF3	=V1GL1UQ51KF1+V1GL1UQ51-KF1-TP2	=V1GL1UQ51KF2+V1GL1UQ51-KF2-TP1	PROFINET Cable	4	1	22	5	
=V1GL1WC4-KF100.11-P6	=V1GL1WC4+V1GL1-W4	=V1KF1+V1UC11-KF100.11-P6	PROFINET Cable	4	0	22	37	
=V1GL1WC4-KF100.11-P13	=V1GL1WC4+V1GL1-W1	=V1KF1+V1UC11-KF100.11-P13	PROFINET Cable	4	0	22	37	
=V1GL1WC4-WF1	=V1GL1WC4+V1GL1-UCMS1	=V1GL1WC4+V1GL1-W1	PROFINET Cable	4	0	22	15	
=V1GL1WC4-WF5	=V1GL1WC4+V1GL1-W4	=V1GL1KF1+V1GL1-KF1-X1	PROFINET Cable	4	0	22	15	
=V1GL2UQ51KF1-WF2	=V1GL2WC4+V1GL2-UCMS1	=V1GL2UQ51KF1+V1GL2UQ51-KF1-TP1	PROFINET Cable	4	0	22	5	
=V1GL2UQ51KF2-WF4	=V1GL2UQ51KF1+V1GL2UQ51-KF1-TP2	=V1GL2UQ51KF2+V1GL2UQ51-KF2-TP1	PROFINET Cable	4	1	22	5	
=V1GL2WC4-KF100.12-P9	=V1GL2WC4+V1GL2-W4	=V1KF1+V1UC12-KF100.12-P9	PROFINET Cable	4	0	22	37	
=V1GL2WC4-KF100.12-P10	=V1GL2WC4+V1GL2-W1	=V1KF1+V1UC12-KF100.12-P10	PROFINET Cable	4	0	22	37	
=V1GL2WC4-WF1	=V1GL2WC4+V1GL2-UCMS1	=V1GL2WC4+V1GL2-W1	PROFINET Cable	4	0	22	15	
=V1GL2WC4-WF5	=V1GL2WC4+V1GL2-W4	=V1GL2KF1+V1GL2-KF1-X1	PROFINET Cable	4	0	22	15	
=V1GL14UQ51KF1-KF100.14-P15	=V1KF1+V1UC14-KF100.14-P14	=V1GL14UQ51KF1+V1GL14UQ51-KF1-TP1	PROFINET Cable	4	1	22	20	
=V1KF1-KF100.11-P1	=V1KF1+V1UC11-KF100.11-P1	=V1KF1+V1UC11-KF100.11	PROFINET Cable	4	1	22		
=V1KF1-KF100.11-P4	=V1KF1+V1UC11-KF100.11-P4	=V1KF1+V1UC11-KF100.11	PROFINET Cable	4	1	22		
=V1KF1-KF100.11-P5	=V1KF1+V1UC11-KF100.11-P5	=V1KF1+V1UC11-KF100.11	PROFINET Cable	4	1	22		
=V1KF1-KF100.11-P6	=V1KF1+V1UC11-KF100.11-P6	=V1KF1+V1UC11-KF100.11	PROFINET Cable	4	1	22		
=V1KF1-KF100.11-P7	=V1KF1+V1UC11-KF100.11-P7	=V1KF1+V1UC11-KF100.11	PROFINET Cable	4	1	22		
=V1KF1-KF100.11-P8	=V1KF1+V1UC11-KF100.11-P8	=V1KF1+V1UC11-KF100.11	PROFINET Cable	4	1	22		
=V1KF1-KF100.11-P9	=V1KF1+V1UC11-KF100.11-P9	=V1KF1+V1UC11-KF100.11	PROFINET Cable	4	1	22		
=V1KF1-KF100.11-P10	=V1KF1+V1UC11-KF100.11-P10	=V1KF1+V1UC11-KF100.11	PROFINET Cable	4	1	22		
=V1KF1-KF100.11-P11	=V1KF1+V1UC11-KF100.11-P11	=V1KF1+V1UC11-KF100.11	PROFINET Cable	4	1	22		
=V1KF1-KF100.11-P12	=V1KF1+V1UC11-KF100.11-P12	=V1KF1+V1UC11-KF100.11	PROFINET Cable	4	1	22		
=V1KF1-KF100.11-P13	=V1KF1+V1UC11-KF100.11-P13	=V1KF1+V1UC11-KF100.11	PROFINET Cable	4	1	22		
=V1KF1-KF100.11-P14	=V1KF1+V1UC11-KF100.11-P14	=V1KF1+V1UC11-KF100.11	PROFINET Cable	4	1	22		
=V1KF1-KF100.11-P15	=V1KF1+V1UC11-KF100.11-P15	=V1FQ1+V1FQ1BG1-BG1-X3	PROFINET Cable	4	1	22		
		=V1KF1+V1UC11-KF100.11						
=V1KF1-KF100.11-P16	=V1KF1+V1UC11-KF100.11-P16	=V1FQ1+V1FQ1BG2-BG2-X3	PROFINET Cable	4	1	22		

Cable overview

F10_001_Cable

Cable name	Source (from)	Target (to)	cable type	all conductors	Conductors used	Cross-section [mm]	Length [m]	remark
		=V1KF1+V1UC11-KF100.11						
=V1KF1-KF100.11-P3	=V1KF1+V1UC11-KF100.11	=V1KF1+V1UC11-KF11	PROFINET Cable	4	0	22		
=V1KF1-KF100.31-P6	=KF0KF1+UC31-KF100.31-P6	=V1KF1+V1UC11-KF100.11-P1	PROFINET Cable	4	0	22	12	
=V1KF1-KF100.12-P1	=V1KF1+V1UC12-KF100.12-P1	=V1KF1+V1UC12-KF100.12	PROFINET Cable	4	1	22		
=V1KF1-KF100.12-P4	=V1KF1+V1UC12-KF100.12-P4	=V1KF1+V1UC12-KF100.12	PROFINET Cable	4	1	22		
=V1KF1-KF100.12-P5	=V1KF1+V1UC12-KF100.12-P5	=V1KF1+V1UC12-KF100.12	PROFINET Cable	4	1	22		
=V1KF1-KF100.12-P6	=V1KF1+V1UC12-KF100.12-P6	=V1KF1+V1UC12-KF100.12	PROFINET Cable	4	1	22		
=V1KF1-KF100.12-P7	=V1KF1+V1UC12-KF100.12-P7	=V1KF1+V1UC12-KF100.12	PROFINET Cable	4	1	22		
=V1KF1-KF100.12-P8	=V1KF1+V1UC12-KF100.12-P8	=V1KF1+V1UC12-KF100.12	PROFINET Cable	4	1	22		
=V1KF1-KF100.12-P9	=V1KF1+V1UC12-KF100.12-P9	=V1KF1+V1UC12-KF100.12	PROFINET Cable	4	1	22		
=V1KF1-KF100.12-P10	=V1KF1+V1UC12-KF100.12-P10	=V1KF1+V1UC12-KF100.12	PROFINET Cable	4	1	22		
=V1KF1-KF100.12-P11	=V1KF1+V1UC12-KF100.12-P11	=V1KF1+V1UC12-KF100.12	PROFINET Cable	4	1	22		
=V1KF1-KF100.12-P12	=V1KF1+V1UC12-KF100.12-P12	=V1KF1+V1UC12-KF100.12	PROFINET Cable	4	1	22		
=V1KF1-KF100.12-P13	=V1KF1+V1UC12-KF100.12-P13	=V1KF1+V1UC12-KF100.12	PROFINET Cable	4	1	22		
=V1KF1-KF100.12-P14	=V1KF1+V1UC12-KF100.12-P14	=V1KF1+V1UC12-KF100.12	PROFINET Cable	4	1	22		
=V1KF1-KF100.12-P15	=V1KF1+V1UC12-KF100.12-P15	=V1FQ1+V1FQ1BG5-BG5-X3	PROFINET Cable	4	1	22		
		=V1KF1+V1UC12-KF100.12						
=V1KF1-KF100.12-P16	=V1KF1+V1UC12-KF100.12-P16	=V1KF1+V1UC12-KF100.12	PROFINET Cable	4	1	22		
=V1KF1-KF100.12-P3	=V1KF1+V1UC12-KF100.12	=V1KF1+V1UC12-KF12	PROFINET Cable	4	0	22		
=V1KF1-KF100.31-P7	=KF0KF1+UC31-KF100.31-P7	=V1KF1+V1UC12-KF100.12-P1	PROFINET Cable	4	0	22		
=V1KF1-KF100.14-P1	=V1KF1+V1UC14-KF100.14-P1	=V1KF1+V1UC14-KF100.14	PROFINET Cable	4	1	22		
=V1KF1-KF100.14-P3	=V1KF1+V1UC14-KF100.14	=V1KF1+V1UC14-KF14	PROFINET Cable	4	0	22		
=V1KF1-KF100.14-P4	=V1KF1+V1UC14-KF100.14-P4	=V1KF1+V1UC14-KF100.14	PROFINET Cable	4	1	22		
=V1KF1-KF100.14-P5	=V1KF1+V1UC14-KF100.14-P5	=V1KF1+V1UC14-KF100.14	PROFINET Cable	4	1	22		
=V1KF1-KF100.14-P6	=V1KF1+V1UC14-KF100.14-P6	=V1KF1+V1UC14-KF100.14	PROFINET Cable	4	1	22		
=V1KF1-KF100.14-P7	=V1KF1+V1UC14-KF100.14-P7	=V1KF1+V1UC14-KF100.14	PROFINET Cable	4	1	22		
=V1KF1-KF100.14-P8	=V1KF1+V1UC14-KF100.14-P8	=V1KF1+V1UC14-KF100.14	PROFINET Cable	4	1	22		
=V1KF1-KF100.14-P9	=V1KF1+V1UC14-KF100.14-P9	=V1KF1+V1UC14-KF100.14	PROFINET Cable	4	1	22		
=V1KF1-KF100.14-P10	=V1KF1+V1UC14-KF100.14-P10	=V1KF1+V1UC14-KF100.14	PROFINET Cable	4	1	22		
=V1KF1-KF100.14-P11	=V1KF1+V1UC14-KF100.14-P11	=V1KF1+V1UC14-KF100.14	PROFINET Cable	4	1	22		
=V1KF1-KF100.14-P12	=V1KF1+V1UC14-KF100.14-P12	=V1KF1+V1UC14-KF100.14	PROFINET Cable	4	1	22		
=V1KF1-KF100.14-P13	=V1KF1+V1UC14-KF100.14-P13	=V1KF1+V1UC14-KF100.14	PROFINET Cable	4	1	22		
=V1KF1-KF100.14-P14	=V1KF1+V1UC14-KF100.14-P14	=V1KF1+V1UC14-KF100.14	PROFINET Cable	4	1	22		
=V1KF1-KF100.14-P15	=V1KF1+V1UC14-KF100.14-P15	=V1KF1+V1UC14-KF100.14	PROFINET Cable	4	1	22		
=V1KF1-KF100.14-P16	=V1KF1+V1UC14-KF100.14-P16	=V1KF1+V1UC14-KF100.14	PROFINET Cable	4	1	22		
=V1KF1-KF100.31-P10	=KF0KF1+UC31-KF100.31-P10	=V1KF1+V1UC14-KF100.14-P1	PROFINET Cable	4	0	22		
=V1KF1-KF100.15-P1	=V1KF1+V1UC15-KF100.15-P1	=V1KF1+V1UC15-KF100.15	PROFINET Cable	4	1	22		
=V1KF1-KF100.15-P3	=V1KF1+V1UC15-KF100.15	=V1KF1+V1UC15-KF15	PROFINET Cable	4	0	22		
=V1KF1-KF100.15-P4	=V1KF1+V1UC15-KF100.15-P4	=V1KF1+V1UC15-KF100.15	PROFINET Cable	4	1	22		
=V1KF1-KF100.15-P5	=V1KF1+V1UC15-KF100.15-P5	=V1KF1+V1UC15-KF100.15	PROFINET Cable	4	1	22		
=V1KF1-KF100.15-P6	=V1KF1+V1UC15-KF100.15-P6	=V1KF1+V1UC15-KF100.15	PROFINET Cable	4	1	22		
=V1KF1-KF100.15-P7	=V1KF1+V1UC15-KF100.15-P7	=V1KF1+V1UC15-KF100.15	PROFINET Cable	4	1	22		
=V1KF1-KF100.15-P8	=V1KF1+V1UC15-KF100.15-P8	=V1KF1+V1UC15-KF100.15	PROFINET Cable	4	1	22		
=V1KF1-KF100.15-P9	=V1KF1+V1UC15-KF100.15-P9	=V1KF1+V1UC15-KF100.15	PROFINET Cable	4	1	22		
=V1KF1-KF100.15-P10	=V1KF1+V1UC15-KF100.15-P10	=V1KF1+V1UC15-KF100.15	PROFINET Cable	4	1	22		
=V1KF1-KF100.15-P11	=V1KF1+V1UC15-KF100.15-P11	=V1KF1+V1UC15-KF100.15	PROFINET Cable	4	1	22		

			Date	12/2/2022	Volvo Trucks North America	Valiant TMS	Cable overview	Drawing name:	=
			Ed.	MKLEPADLO					+
			Appr		P6700 Firewall - Cell 2V05			Document type: EMC	Project nr: 22-16143
Modification	Date	Name	Original		Replacement of / Replaced by	Scale 1:1			Page 3 / 1019

Cable overview

F10_001_Cable

Cable name	Source (from)	Target (to)	cable type	all conductors	Conductors used	Cross-section [mm]	Length [m]	remark
=V1KF1-KF100.15-P12	=V1KF1+V1UC15-KF100.15-P12	=V1KF1+V1UC15-KF100.15	PROFINET Cable	4	1	22		
=V1KF1-KF100.15-P13	=V1KF1+V1UC15-KF100.15-P13	=V1KF1+V1UC15-KF100.15	PROFINET Cable	4	1	22		
=V1KF1-KF100.15-P14	=V1KF1+V1UC15-KF100.15-P14	=V1KF1+V1UC15-KF100.15	PROFINET Cable	4	1	22		
=V1KF1-KF100.15-P15	=V1KF1+V1UC15-KF100.15-P15	=V1KF1+V1UC15-KF100.15	PROFINET Cable	4	1	22		
=V1KF1-KF100.15-P16	=V1KF1+V1UC15-KF100.15-P16	=V1KF1+V1UC15-KF100.15	PROFINET Cable	4	1	22		
=V1KF1-KF100.31-P11	=KF0KF1+UC31-KF100.31-P11	=V1KF1+V1UC15-KF100.15-P1	PROFINET Cable	4	0	22		
=V1KF1-KF100.12-P12	=V1KF1+V1UC12-KF100.12-P12	=V1KF1+V1UC32-PNET1	PROFINET Cable	4	1	22		
=V1KF1-PNET1	=V1KF1+V1UC32-PNET1	=V1KF1+V1UC32-KF32	PROFINET Cable	4	0	22		
=V1KF1-KF100.12-P13	=V1KF1+V1UC12-KF100.12-P13	=V1KF1+V1UC33-PNET1	PROFINET Cable	4	1	22		
=V1KF1-PNET1	=V1KF1+V1UC33-PNET1	=V1KF1+V1UC33-KF32	PROFINET Cable	4	0	22		
=V1PF1KF1-KF100.14-P9	=V1PF1KF1+V1PF1-KF1-TP1	=V1UN1KF1+V1UN1-KF1.11	PROFINET Cable	4	0	22	6	
=V1PF1WC3-KF100.15-P15	=V1KF1+V1UC15-KF100.15-P15	=V1PF1WC3+V1PF1UC01-ENET0	PROFINET Cable	4	1	22	10	
=V1SF0PG1-KF32-P2	=V1KF1+V1UC32-KF32	=V1SF0PG1+V1UC32-PG1	PROFINET Cable	4	0	22		
=V1SF0PG2-KF33-P2	=V1KF1+V1UC33-KF32	=V1SF0PG2+V1UC33-PG1	PROFINET Cable	4	0	22		
=V1SF0PG3-KF100.11-P15	=V1SF0PG3+V1UC51-PNET1	=V1FQ1+V1FQ1BG1-BG1-X4	PROFINET Cable	4	1	22	30	
=V1SF0PG3-PNET1	=V1SF0PG3+V1UC51-PNET1	=V1SF0PG3+V1UC51-PG1	PROFINET Cable	4	0	22		
=V1SF0PG4-KF100.12-P14	=V1KF1+V1UC12-KF100.12-P14	=V1SF0PG4+V1UC52-PNET1	PROFINET Cable	4	1	22	30	
=V1SF0PG4-PNET1	=V1SF0PG4+V1UC52-PNET1	=V1SF0PG4+V1UC52-PG1	PROFINET Cable	4	0	22		
=V1UN1KF1-KF100.14-P9	=V1KF1+V1UC14-KF100.14-P9	=V1UN1KF1+V1UN1-KF1.11	PROFINET Cable	4	0	22	20	
=V1UQ51KF1-KF100.14-P11	=V1KF1+V1UC14-KF100.14-P11	=V1UQ51KF1+V1UQ51-KF1-TP1	PROFINET Cable	4	0	22	33	
=V1UQ52KF1-KF100.12-P9	=V1KF1+V1UC15-KF100.15-P13	=V1UQ52KF1+V1UQ52-KF1-TP1	PROFINET Cable	4	0	22	25	
=V1UQ52KF2-KF1-TP1	=V1UQ52KF1+V1UQ52-KF1-TP2	=V1UQ52KF2+V1UQ52-KF2-TP1	PROFINET Cable	4	1	22	5	
=V1UQ53KF1-KF100.15-P14	=V1KF1+V1UC15-KF100.15-P14	=V1UQ53KF1+V1UQ53-KF1-TP1	PROFINET Cable	4	0	22	25	
=V1UQ54KF1-KF100.14-P12	=V1KF1+V1UC14-KF100.14-P12	=V1UQ54KF1+V1UQ54-KF1-TP1	PROFINET Cable	4	0	22	32	
=V1UQ55KF1-KF100.14-P13	=V1KF1+V1UC14-KF100.14-P13	=V1UQ55KF1+V1UQ55-KF1-TP1	PROFINET Cable	4	0	22	25	
=V1WC1-KF100.11-P2	=V1KF1+V1UC11-KF100.11	=V1WC1+V1UC11-KF1.2	PROFINET Cable	4	1	22		
=V1WC1-KF100.12-P2	=V1KF1+V1UC12-KF100.12	=V1WC1+V1UC12-KF1.2	PROFINET Cable	4	1	22		
=V1WC1-GND1	=WC1+V1UC161-WC1	=V1WC1+V1UC161-GND	RK	1	0	2		
=V1WC1-GND1	=WC1+V1UC162-WC1	=V1WC1+V1UC162-GND	RK	1	0	2		
=V1WC1-GND1	=WC1+V1UC163-WC1	=V1WC1+V1UC163-GND	RK	1	0	2		
=V1WC1-GND1	=WC1+V1UC164-WC1	=V1WC1+V1UC164-GND	RK	1	0	2		
=V1WC1-GND1	=V1WC1+V1UC11-GND	=V1WC1+V1UC11-PE	RK	1	1	6		
=V1WC1-GND1	=V1WC1+V1UC12-GND	=V1WC1+V1UC12-PE	RK	1	1	6		
=V1AR21XQ11WC1-W1	=V1AR21XQ11WC1+V1AR21XQ11UC01-XG1	=V1WC2+V1UC162-XG1	TC-ER	4	4	1	7.62	Max.
		=V1WC2+V1UC162-XG2						
=V1AR22XQ11WC1-W1			TC-ER	4	0	1	7.62	Max.
=V1AR23XQ11WC1-W1			TC-ER	4	0	1	7.62	Max.
=V1AR24XQ11WC1-W1	=V1AR24XQ11WC1+V1AR24XQ11UC01-XG1	=V1WC2+V1UC163-XG1	TC-ER	4	4	1	7.62	Max.
		=V1WC2+V1UC163-XG2						
=V1AR25XQ11WC1-W1	=V1AR25XQ11WC1+V1AR25XQ11UC01-XG1	=V1WC2+V1UC164-XG1	TC-ER	4	4	1	7.62	Max.
		=V1WC2+V1UC164-XG2						
=V1AR26XQ11WC1-W1	=V1AR26XQ11WC1+V1AR26XQ11UC01-XG1	=V1WC2+V1UC162-XG1	TC-ER	4	4	1	7.62	Max.
		=V1WC2+V1UC162-XG2						
=V1AR27XQ11WC1-W1	=V1AR27XQ11WC1+V1AR27XQ11UC01-XG1	=V1WC2+V1UC164-XG1	TC-ER	4	4	1	7.62	Max.
		=V1WC2+V1UC164-XG2						
=V1AR28XQ11WC1-W1	=V1AR28XQ11WC1+V1AR28XQ11UC01-XG1	=V1WC2+V1UC162-XG1	TC-ER	4	4	1	7.62	Max.

Cable overview

F10_001_Cable

Cable name	Source (from)	Target (to)	cable type	all conductors	Conductors used	Cross-section [mm]	Length [m]	remark
		=V1WC2+V1UC162-XG2						
=V1AR29XQ11WC1-W1	=V1AR29XQ11WC1+V1AR29XQ11UC01-XG1	=V1WC2+V1UC162-XG1	TC-ER	4	4	1	7.62	Max.
		=V1WC2+V1UC162-XG2						
=V1AR41XQ11WC1-W1	=V1AR41XQ11WC1+V1AR41XQ11UC01-XG1	=V1WC2+V1UC163-XG1	TC-ER	4	4	1	7.62	Max.
		=V1WC2+V1UC163-XG2						
=V1AR42XQ11WC1-W1	=V1AR42XQ11WC1+V1AR42XQ11UC01-XG1	=V1WC2+V1UC163-XG1	TC-ER	4	4	1	7.62	Max.
		=V1WC2+V1UC163-XG2						
=V1AR212XQ11WC1-W1	=V1AR212XQ11WC1+V1AR212XQ11UC01-XG1	=V1WC2+V1UC164-XG1	TC-ER	4	4	1	7.62	Max.
		=V1WC2+V1UC164-XG2						
=V1AR213XQ11WC1-W1	=V1AR213XQ11WC1+V1AR213XQ11UC01-XG1	=V1WC2+V1UC164-XG1	TC-ER	4	4	1	7.62	Max.
		=V1WC2+V1UC164-XG2						
=V1AR51XQ51WC1-W1	=V1AR51XQ51WC1+V1AR51XQ51UC01-XG1	=V1AR51XQ51+V1UC11-FC1	TC-ER	4	4	8	35	
=V1AR52XQ51WC1-W1	=V1AR52XQ51WC1+V1AR52XQ51UC01-XG1	=V1AR52XQ51+V1UC11-FC1	TC-ER	4	4	8	35	
=V1BX11WC3-W1	=V1WC3+V1UC12-XD2	=V1BX11WC3+V1BX11UC01-Q1	TC-ER	3	3	8	50	
	=V1BX11WC3+V1BX11UC01-PE	=V1WC3+V1UC12-PE						
=KF0WC3-W1	=KF0WC3+UC31-XD1	=V1WC3+V1UC12-XD1	TC-ER	3	3	10	12	
		=V1WC3+V1UC12-PE						
=V1AR11WC1-W1		=V1AR11WC1+V1AR11UC01-PE	TC-ER	4	4	10	25	
	=V1AR11+V1UC11-FC1	=V1AR11WC1+V1AR11UC01-Q1						
=V1AR12WC1-W1		=V1AR12WC1+V1AR12UC01-PE	TC-ER	4	4	10	27	
	=V1AR12+V1UC11-FC1	=V1AR12WC1+V1AR12UC01-Q1						
=V1AR13WC1-W1		=V1AR13WC1+V1AR13UC01-PE	TC-ER	4	4	10	45	
	=V1AR13+V1UC12-FC1	=V1AR13WC1+V1AR13UC01-Q1						
=V1AR14WC1-W1		=V1AR14WC1+V1AR14UC01-PE	TC-ER	4	4	10	46	
	=V1AR14+V1UC12-FC1	=V1AR14WC1+V1AR14UC01-Q1						
=V1AR21WC1-W1		=V1AR21WC1+V1AR21UC01-PE	TC-ER	4	4	10	15	
	=V1AR21+V1UC11-FC1	=V1AR21WC1+V1AR21UC01-Q1						
=V1AR22WC1-W1		=V1AR22WC1+V1AR22UC01-PE	TC-ER	4	4	10	23	
	=V1AR22+V1UC11-FC1	=V1AR22WC1+V1AR22UC01-Q1						
=V1AR23WC1-W1		=V1AR23WC1+V1AR23UC01-PE	TC-ER	4	4	10	22	
	=V1AR23+V1UC11-FC1	=V1AR23WC1+V1AR23UC01-Q1						
=V1AR24WC1-W1		=V1AR24WC1+V1AR24UC01-PE	TC-ER	4	4	10	30	
	=V1AR24+V1UC12-FC1	=V1AR24WC1+V1AR24UC01-Q1						
=V1AR25WC1-W1		=V1AR25WC1+V1AR25UC01-PE	TC-ER	4	4	10	29	
	=V1AR25+V1UC12-FC1	=V1AR25WC1+V1AR25UC01-Q1						
=V1AR26WC1-W1		=V1AR26WC1+V1AR26UC01-PE	TC-ER	4	4	10	24	
	=V1AR26+V1UC11-FC1	=V1AR26WC1+V1AR26UC01-Q1						
=V1AR27WC1-W1		=V1AR27WC1+V1AR27UC01-PE	TC-ER	4	4	10	31	
	=V1AR27+V1UC12-FC1	=V1AR27WC1+V1AR27UC01-Q1						
=V1AR28WC1-W1		=V1AR28WC1+V1AR28UC01-PE	TC-ER	4	4	10	20	
	=V1AR28+V1UC11-FC1	=V1AR28WC1+V1AR28UC01-Q1						
=V1AR29WC1-W1		=V1AR29WC1+V1AR29UC01-PE	TC-ER	4	4	10	22	
	=V1AR29+V1UC11-FC1	=V1AR29WC1+V1AR29UC01-Q1						
=V1AR41WC1-W1		=V1AR41WC1+V1AR41UC01-PE	TC-ER	4	4	10	33	

Cable overview

F10_001_Cable

Cable name	Source (from)	Target (to)	cable type	all conductors	Conductors used	Cross-section [mm]	Length [m]	remark
	=V1AR41+V1UC12-FC1	=V1AR41WC1+V1AR41UC01-Q1						
=V1AR42WC1-W1		=V1AR42WC1+V1AR42UC01-PE	TC-ER	4	4	10	32	
	=V1AR42+V1UC12-FC1	=V1AR42WC1+V1AR42UC01-Q1						
=V1AR51WC1-W1		=V1AR51WC1+V1AR51UC01-PE	TC-ER	4	4	10	35	
	=V1AR51+V1UC11-FC1	=V1AR51WC1+V1AR51UC01-Q1						
=V1AR52WC1-W1		=V1AR52WC1+V1AR52UC01-PE	TC-ER	4	4	10	33	
	=V1AR52+V1UC11-FC1	=V1AR52WC1+V1AR52UC01-Q1						
=V1AR191WC1-W1		=V1AR191WC1+V1AR191UC01-PE	TC-ER	4	4	10	50	
	=V1AR191+V1UC12-FC1	=V1AR191WC1+V1AR191UC01-Q1						
=V1AR211WC1-W1		=V1AR211WC1+V1AR211UC01-PE	TC-ER	4	4	10	44	
	=V1AR211+V1UC12-FC1	=V1AR211WC1+V1AR211UC01-Q1						
=V1AR212WC1-W1		=V1AR212WC1+V1AR212UC01-PE	TC-ER	4	4	10	31	
	=V1AR212+V1UC12-FC1	=V1AR212WC1+V1AR212UC01-Q1						
=V1AR213WC1-W1		=V1AR213WC1+V1AR213UC01-PE	TC-ER	4	4	10	30	
	=V1AR213+V1UC12-FC1	=V1AR213WC1+V1AR213UC01-Q1						
=V1GL1WC1-W1		=V1GL1WC1+V1GL1UC01-PE	TC-ER	4	4	10	26	
	=V1GL1UQ51+V1UC11-FC1	=V1GL1WC1+V1GL1UC01-Q1						
=V1GL2WC1-W1		=V1GL2WC1+V1GL2UC01-PE	TC-ER	4	4	10	30	
	=V1GL2UQ51+V1UC12-FC1	=V1GL2WC1+V1GL2UC01-Q1						
=V1WC3-W1	=V1WC3+V1UC11-XD2	=V1WC3+V1UC14-XD1	TC-ER	3	3	10	38	
	=V1WC3+V1UC11-PE							
=V1WC3-W1	=V1WC3+V1UC12-XD2	=V1WC3+V1UC15-XD1	TC-ER	3	3	10	34	
	=V1WC3+V1UC12-PE							
=KH0-W2			TPE	4	0	18	15	Air supply
=KH0-W3	=V1KF1+V1UC11-KF11.14	=KH0+KH0-BP2	TPE	4	4	18	25	Air supply
	=V1WC4+V1UC11-XD10							
	=V1WC4+V1UC11-XD13							
=KH0-W4	=V1KF1+V1UC12-KF12.14	=KH0+KH0-BP3	TPE	4	4	18	25	Air supply
	=V1WC4+V1UC12-XD10							
	=V1WC4+V1UC12-XD13							
=KH0-W5	=V1KF1+V1UC15-KF15.12	=KH0+KH0-BP4	TPE	4	4	18	35	Air supply
	=V1WC4+V1UC15-XD10							
	=V1WC4+V1UC15-XD15							
=KH0-W6	=V1KF1+V1UC15-KF15.12	=KH0+KH0-BP5	TPE	4	4	18	25	Air supply
	=V1WC4+V1UC15-XD10							
	=V1WC4+V1UC15-XD15							
=KH0-W7	=V1KF1+V1UC15-KF15.12	=KH0+KH0-BP6	TPE	4	4	18	25	Air supply
	=V1WC4+V1UC15-XD10							
	=V1WC4+V1UC15-XD15							
=KH0-W8	=V1KF1+V1UC14-KF14.12	=KH0+KH0-BP7	TPE	4	4	18	35	Air supply
	=V1WC4+V1UC14-XD10							

Cable overview

F10_001_Cable

Cable name	Source (from)	Target (to)	cable type	all conductors	Conductors used	Cross-section [mm]	Length [m]	remark
	=V1WC4+V1UC14-XD15							
=KH0-W9	=V1KF1+V1UC14-KF14.12	=KH0+KH0-BP8	TPE	4	4	18	25	Air supply
	=V1WC4+V1UC14-XD10							
	=V1WC4+V1UC14-XD15							
=KH0-W10	=V1KF1+V1UC14-KF14.12	=KH0+KH0-BP9	TPE	4	4	18	20	Air supply
	=V1WC4+V1UC14-XD10							
	=V1WC4+V1UC14-XD16							
=KH0-W11	=V1KF1+V1UC15-KF15.12	=KH0+KH0-BP10	TPE	4	4	18	25	Air supply
	=V1WC4+V1UC15-XD10							
	=V1WC4+V1UC15-XD15							
=KH3-W1	=V1KF1+V1UC12-KF12.14	=KH3+KH3-BF1	TPE	4	4	18	15	Air supply
	=V1WC4+V1UC12-XD10							
	=V1WC4+V1UC12-XD13							
=KH3-W2	=V1KF1+V1UC12-KF12.14	=KH3+KH3-BF2	TPE	4	4	18	15	Air supply
	=V1WC4+V1UC12-XD10							
	=V1WC4+V1UC12-XD13							
=V1AR11UQ41BG0-W1	=V1AR11UQ41BG0+V1AR11UQ41-XG1/2	=V1AR11UQ41KF1+V1AR11UQ41-KF1.12-X1	TPE	4	4	18	0.5	
=V1AR11UQ41BG0-W1.1	=V1AR11UQ41BG0+V1AR11UQ41-BG01	=V1AR11UQ41BG0+V1AR11UQ41-XG1/2	TPE	4	3	18	3	
=V1AR11UQ41BG0-W1.2	=V1AR11UQ41BG0+V1AR11UQ41-BG02	=V1AR11UQ41BG0+V1AR11UQ41-XG1/2	TPE	4	3	18	2	
=V1AR11UQ41BG0-W2	=V1AR11UQ41BG0+V1AR11UQ41-BG03	=V1AR11UQ41KF1+V1AR11UQ41-KF1.12-X2	TPE	4	3	18	3	
=V1AR11UQ41UQ1.1-W1	=V1AR11UQ41KF1+V1AR11UQ41-KF1.11-X1	=V1AR11UQ41UQ1.1+V1AR11UQ41UQ1.1-BGS/R	TPE	4	4	18	3	
=V1AR11UQ41UQ1.2-W1	=V1AR11UQ41KF1+V1AR11UQ41-KF1.11-X2	=V1AR11UQ41UQ1.2+V1AR11UQ41UQ1.2-BGS/R	TPE	4	4	18	2	
=V1AR11UQ41UQ1.3-W1	=V1AR11UQ41KF1+V1AR11UQ41-KF1.11-X3	=V1AR11UQ41UQ1.3+V1AR11UQ41UQ1.3-BGS/R	TPE	4	4	18	2	
=V1AR11UQ41UQ1.4-W1	=V1AR11UQ41KF1+V1AR11UQ41-KF1.11-X4	=V1AR11UQ41UQ1.4+V1AR11UQ41UQ1.4-BGS/R	TPE	4	4	18	1	
=V1AR11UQ41UQ1.5-W1	=V1AR11UQ41KF1+V1AR11UQ41-KF1.11-X5	=V1AR11UQ41UQ1.5+V1AR11UQ41UQ1.5-BGS/R	TPE	4	4	18	2	
=V1AR11UQ41UQ1.6-W1	=V1AR11UQ41KF1+V1AR11UQ41-KF1.11-X6	=V1AR11UQ41UQ1.6+V1AR11UQ41UQ1.6-BGS/R	TPE	4	4	18	2	
=V1AR12UQ41BG0-W1	=V1AR12UQ41BG0+V1AR12UQ41-XG1/2	=V1AR12UQ41KF1+V1AR12UQ41-KF1.12-X1	TPE	4	4	18	0.5	
=V1AR12UQ41BG0-W1.1	=V1AR12UQ41BG0+V1AR12UQ41-BG01	=V1AR12UQ41BG0+V1AR12UQ41-XG1/2	TPE	4	3	18	3	
=V1AR12UQ41BG0-W1.2	=V1AR12UQ41BG0+V1AR12UQ41-BG02	=V1AR12UQ41BG0+V1AR12UQ41-XG1/2	TPE	4	3	18	2	
=V1AR12UQ41UQ1.1-W1	=V1AR12UQ41KF1+V1AR12UQ41-KF1.11-X1	=V1AR12UQ41UQ1.1+V1AR12UQ41UQ1.1-BGS/R	TPE	4	4	18	2	
=V1AR12UQ41UQ1.2-W1	=V1AR12UQ41KF1+V1AR12UQ41-KF1.11-X2	=V1AR12UQ41UQ1.2+V1AR12UQ41UQ1.2-BGS/R	TPE	4	4	18	1	
=V1AR12UQ41UQ2.1-W1	=V1AR12UQ41KF1+V1AR12UQ41-KF1.11-X3	=V1AR12UQ41UQ2.1+V1AR12UQ41UQ2.1-BGS/R	TPE	4	4	18	3	
=V1AR12UQ41UQ2.2-W1	=V1AR12UQ41KF1+V1AR12UQ41-KF1.11-X4	=V1AR12UQ41UQ2.2+V1AR12UQ41UQ2.2-BGS/R	TPE	4	4	18	2	
=V1AR12UQ41UQ2.3-W1	=V1AR12UQ41KF1+V1AR12UQ41-KF1.11-X5	=V1AR12UQ41UQ2.3+V1AR12UQ41UQ2.3-BGS/R	TPE	4	4	18	3	
=V1AR12UQ41UQ2.4-W1	=V1AR12UQ41KF1+V1AR12UQ41-KF1.11-X6	=V1AR12UQ41UQ2.4+V1AR12UQ41UQ2.4-BGS/R	TPE	4	4	18	2	
=V1AR13UQ41BG0-W1	=V1AR13UQ41BG0+V1AR13UQ41-XG1/2	=V1AR13UQ41KF1+V1AR13UQ41-KF1.12-X1	TPE	4	4	18	0.5	
=V1AR13UQ41BG0-W1.1	=V1AR13UQ41BG0+V1AR13UQ41-BG01	=V1AR13UQ41BG0+V1AR13UQ41-XG1/2	TPE	4	3	18	3	
=V1AR13UQ41BG0-W1.2	=V1AR13UQ41BG0+V1AR13UQ41-BG02	=V1AR13UQ41BG0+V1AR13UQ41-XG1/2	TPE	4	3	18	2	
=V1AR13UQ41BG0-W2	=V1AR13UQ41BG0+V1AR13UQ41-BG03	=V1AR13UQ41KF1+V1AR13UQ41-KF1.12-X2	TPE	4	3	18	3	
=V1AR13UQ41UQ1.1-W1	=V1AR13UQ41KF1+V1AR13UQ41-KF1.11-X1	=V1AR13UQ41UQ1.1+V1AR13UQ41UQ1.1-BGS/R	TPE	4	4	18	2	

			Date	12/2/2022	Volvo Trucks North America		Valiant TMS	Cable overview	Drawing name:	=	
			Ed.	MKLEPADLO						+	
			Appr		P6700 Firewall - Cell 2V05				Document type: EMC	Project nr: 22-16143	Page 7
Modification	Date	Name	Original		Replacement of	Replaced by	Scale 1:1				1019

Cable overview

F10_001_Cable

Cable name	Source (from)	Target (to)	cable type	all conductors	Conductors used	Cross-section [mm]	Length [m]	remark
=V1AR13UQ41UQ1.2-W1	=V1AR13UQ41KF1+V1AR13UQ41-KF1.11-X2	=V1AR13UQ41UQ1.2+V1AR13UQ41UQ1.2-BGS/R	TPE	4	4	18	2	
=V1AR13UQ41UQ1.3-W1	=V1AR13UQ41KF1+V1AR13UQ41-KF1.11-X3	=V1AR13UQ41UQ1.3+V1AR13UQ41UQ1.3-BGS/R	TPE	4	4	18	1	
=V1AR13UQ41UQ1.4-W1	=V1AR13UQ41KF1+V1AR13UQ41-KF1.11-X4	=V1AR13UQ41UQ1.4+V1AR13UQ41UQ1.4-BGS/R	TPE	4	4	18	3	
=V1AR13UQ41UQ1.5-W1	=V1AR13UQ41KF1+V1AR13UQ41-KF1.11-X5	=V1AR13UQ41UQ1.5+V1AR13UQ41UQ1.5-BGS/R	TPE	4	4	18	2	
=V1AR14UQ41BG0-W1	=V1AR14UQ41BG0+V1AR14UQ41-XG1/2	=V1AR14UQ41KF1+V1AR14UQ41-KF1.12-X1	TPE	4	4	18	0.5	
=V1AR14UQ41BG0-W1.1	=V1AR14UQ41BG0+V1AR14UQ41-BG01	=V1AR14UQ41BG0+V1AR14UQ41-XG1/2	TPE	4	3	18	2	
=V1AR14UQ41BG0-W1.2	=V1AR14UQ41BG0+V1AR14UQ41-BG02	=V1AR14UQ41BG0+V1AR14UQ41-XG1/2	TPE	4	3	18	3	
=V1AR14UQ41BG0-W2	=V1AR14UQ41BG0+V1AR14UQ41-BG03	=V1AR14UQ41KF1+V1AR14UQ41-KF1.12-X2	TPE	4	3	18	1	
=V1AR14UQ41UQ1.1-W1	=V1AR14UQ41KF1+V1AR14UQ41-KF1.11-X1	=V1AR14UQ41UQ1.1+V1AR14UQ41UQ1.1-BGS/R	TPE	4	4	18	1	
=V1AR14UQ41UQ1.2-W1	=V1AR14UQ41KF1+V1AR14UQ41-KF1.11-X2	=V1AR14UQ41UQ1.2+V1AR14UQ41UQ1.2-BGS/R	TPE	4	4	18	1	
=V1AR14UQ41UQ1.3-W1	=V1AR14UQ41KF1+V1AR14UQ41-KF1.11-X3	=V1AR14UQ41UQ1.3+V1AR14UQ41UQ1.3-BGS/R	TPE	4	4	18	2	
=V1AR14UQ41UQ1.4-W1	=V1AR14UQ41KF1+V1AR14UQ41-KF1.11-X4	=V1AR14UQ41UQ1.4+V1AR14UQ41UQ1.4-BGS/R	TPE	4	4	18	2	
=V1AR14UQ41UQ1.5-W1	=V1AR14UQ41KF1+V1AR14UQ41-KF1.11-X5	=V1AR14UQ41UQ1.5+V1AR14UQ41UQ1.5-BGS/R	TPE	4	4	18	3	
=V1AR41UQ41BG0-W1	=V1AR41UQ41BG0+V1AR41UQ41-XG1/2	=V1AR41UQ41KF1+V1AR41UQ41-KF1.12-X2	TPE	4	4	18	0.5	
=V1AR41UQ41BG0-W1.1	=V1AR41UQ41BG0+V1AR41UQ41-BG01	=V1AR41UQ41BG0+V1AR41UQ41-XG1/2	TPE	4	3	18	3	
=V1AR41UQ41BG0-W1.2	=V1AR41UQ41BG0+V1AR41UQ41-BG02	=V1AR41UQ41BG0+V1AR41UQ41-XG1/2	TPE	4	3	18	2	
=V1AR41UQ41BG0-W2	=V1AR41UQ41BG0+V1AR41UQ41-BG03	=V1AR41UQ41KF1+V1AR41UQ41-KF1.12-X3	TPE	4	3	18	2	
=V1AR41UQ41UQ1.1-W1	=V1AR41UQ41KF1+V1AR41UQ41-KF1.11-X1	=V1AR41UQ41UQ1.1+V1AR41UQ41UQ1.1-BGS/R	TPE	4	4	18	2	
=V1AR41UQ41UQ1.2-W1	=V1AR41UQ41KF1+V1AR41UQ41-KF1.11-X2	=V1AR41UQ41UQ1.2+V1AR41UQ41UQ1.2-BGS/R	TPE	4	4	18	3	
=V1AR41UQ41UQ2.1-W1	=V1AR41UQ41KF1+V1AR41UQ41-KF1.11-X3	=V1AR41UQ41UQ2.1+V1AR41UQ41UQ2.1-BGS/R	TPE	4	4	18	3	
=V1AR41UQ41UQ2.2-W1	=V1AR41UQ41KF1+V1AR41UQ41-KF1.11-X4	=V1AR41UQ41UQ2.2+V1AR41UQ41UQ2.2-BGS/R	TPE	4	4	18	2	
=V1AR41UQ41UQ2.3-W1	=V1AR41UQ41KF1+V1AR41UQ41-KF1.11-X5	=V1AR41UQ41UQ2.3+V1AR41UQ41UQ2.3-BGS/R	TPE	4	4	18	3	
=V1AR41UQ41UQ2.4-W1	=V1AR41UQ41KF1+V1AR41UQ41-KF1.11-X6	=V1AR41UQ41UQ2.4+V1AR41UQ41UQ2.4-BGS/R	TPE	4	4	18	2	
=V1AR41UQ41UQ2.5-W1	=V1AR41UQ41KF1+V1AR41UQ41-KF1.11-X7	=V1AR41UQ41UQ2.5+V1AR41UQ41UQ2.5-BGS/R	TPE	4	4	18	3	
=V1AR41UQ41UQ2.6-W1	=V1AR41UQ41KF1+V1AR41UQ41-KF1.11-X8	=V1AR41UQ41UQ2.6+V1AR41UQ41UQ2.6-BGS/R	TPE	4	4	18	2	
=V1AR41UQ41UQ2.7-W1	=V1AR41UQ41KF1+V1AR41UQ41-KF1.12-X1	=V1AR41UQ41UQ2.7+V1AR41UQ41UQ2.7-BGS/R	TPE	4	4	18	2	
=V1AR42UQ41BG0-W1	=V1AR42UQ41BG0+V1AR42UQ41-XG1/2	=V1AR42UQ41KF1+V1AR42UQ41-KF1.13-X1	TPE	4	4	18	0.5	
=V1AR42UQ41BG0-W1.1	=V1AR42UQ41BG0+V1AR42UQ41-BG01	=V1AR42UQ41BG0+V1AR42UQ41-XG1/2	TPE	4	3	18	3	
=V1AR42UQ41BG0-W1.2	=V1AR42UQ41BG0+V1AR42UQ41-BG02	=V1AR42UQ41BG0+V1AR42UQ41-XG1/2	TPE	4	3	18	2	
=V1AR42UQ41BG0-W2	=V1AR42UQ41BG0+V1AR42UQ41-XG3/4	=V1AR42UQ41KF1+V1AR42UQ41-KF1.13-X2	TPE	4	4	18	0.5	
=V1AR42UQ41BG0-W2.1	=V1AR42UQ41BG0+V1AR42UQ41-BG03	=V1AR42UQ41BG0+V1AR42UQ41-XG3/4	TPE	4	3	18	2	
=V1AR42UQ41BG0-W2..2	=V1AR42UQ41BG0+V1AR42UQ41-BG04	=V1AR42UQ41BG0+V1AR42UQ41-XG3/4	TPE	4	3	18	3	
=V1AR42UQ41BG0-W3	=V1AR42UQ41BG0+V1AR42UQ41-XG5/6	=V1AR42UQ41KF1+V1AR42UQ41-KF1.13-X3	TPE	4	4	18	0.5	
=V1AR42UQ41BG0-W3.1	=V1AR42UQ41BG0+V1AR42UQ41-BG05	=V1AR42UQ41BG0+V1AR42UQ41-XG5/6	TPE	4	3	18	4	
=V1AR42UQ41BG0-W3.2	=V1AR42UQ41BG0+V1AR42UQ41-BG06	=V1AR42UQ41BG0+V1AR42UQ41-XG5/6	TPE	4	3	18	3	
=V1AR42UQ41UQ1.1-W1	=V1AR42UQ41KF1+V1AR42UQ41-KF1.11-X1	=V1AR42UQ41UQ1.1+V1AR42UQ41UQ1.1-BGS/R	TPE	4	4	18	3	
=V1AR42UQ41UQ1.2-W1	=V1AR42UQ41KF1+V1AR42UQ41-KF1.11-X2	=V1AR42UQ41UQ1.2+V1AR42UQ41UQ1.2-BGS/R	TPE	4	4	18	2	
=V1AR42UQ41UQ1.3-W1	=V1AR42UQ41KF1+V1AR42UQ41-KF1.11-X3	=V1AR42UQ41UQ1.3+V1AR42UQ41UQ1.3-BGS/R	TPE	4	4	18	3	
=V1AR42UQ41UQ1.4-W1	=V1AR42UQ41KF1+V1AR42UQ41-KF1.11-X4	=V1AR42UQ41UQ1.4+V1AR42UQ41UQ1.4-BGS/R	TPE	4	4	18	2	
=V1AR42UQ41UQ2.1-W1	=V1AR42UQ41KF1+V1AR42UQ41-KF1.11-X5	=V1AR42UQ41UQ2.1+V1AR42UQ41UQ2.1-BGS/R	TPE	4	4	18	3	
=V1AR42UQ41UQ2.2-W1	=V1AR42UQ41KF1+V1AR42UQ41-KF1.11-X6	=V1AR42UQ41UQ2.2+V1AR42UQ41UQ2.2-BGS/R	TPE	4	4	18	2	
=V1AR42UQ41UQ3.1-W1	=V1AR42UQ41KF1+V1AR42UQ41-KF1.11-X7	=V1AR42UQ41UQ3.1+V1AR42UQ41UQ3.1-BGS/R	TPE	4	4	18	4	
=V1AR42UQ41UQ3.2-W1	=V1AR42UQ41KF1+V1AR42UQ41-KF1.11-X8	=V1AR42UQ41UQ3.2+V1AR42UQ41UQ3.2-BGS/R	TPE	4	4	18	4	
=V1AR42UQ41UQ4.1-W1	=V1AR42UQ41KF1+V1AR42UQ41-KF1.12-X1	=V1AR42UQ41UQ4.1+V1AR42UQ41UQ4.1-BGS/R	TPE	4	4	18	3	
=V1AR42UQ41UQ4.2-W1	=V1AR42UQ41KF1+V1AR42UQ41-KF1.12-X2	=V1AR42UQ41UQ4.2+V1AR42UQ41UQ4.2-BGS/R	TPE	4	4	18	3	
=V1FQ1-W8	=V1WC4+V1UC11-XD10	=V1FQ1+V1FQ1-BR1	TPE	4	4	18	30	

			Date	12/2/2022	Volvo Trucks North America		Valiant TMS	Cable overview	Drawing name:	=	
			Ed.	MKLEPADLO						+	
			Appr		P6700 Firewall - Cell 2V05				Document type: EMC	Project nr: 22-16143	Page 8
Modification	Date	Name	Original		Replacement of	Replaced by	Scale 1:1				1019

Cable overview

F10_001_Cable

Cable name	Source (from)	Target (to)	cable type	all conductors	Conductors used	Cross-section [mm]	Length [m]	remark
	=V1WC4+V1UC11-XD13							
=V1FQ1-W9	=V1WC4+V1UC12-XD10	=V1FQ1+V1FQ1-BR2	TPE	4	4	18	20	
	=V1WC4+V1UC12-XD13							
=V1FQ1-W10	=V1WC4+V1UC12-XD10	=V1FQ1+V1FQ1-BR3	TPE	4	4	18	25	
	=V1WC4+V1UC12-XD13							
=V1FQ1-W11R	=V1KF1+V1UC11-KF11.31	=V1FQ1+V1FQ1-BR11-R	TPE	4	4	18	15	
	=V1WC4+V1UC11-XD10							
	=V1WC4+V1UC11-XD13							
=V1FQ1-W11T	=V1WC4+V1UC11-XD10	=V1FQ1+V1FQ1-BR11-T	TPE	4	4	18	30	
	=V1WC4+V1UC11-XD13							
=V1FQ1-W12R	=V1KF1+V1UC11-KF11.31	=V1FQ1+V1FQ1-BR12-R	TPE	4	4	18	15	
	=V1WC4+V1UC11-XD10							
	=V1WC4+V1UC11-XD13							
=V1FQ1-W12T	=V1WC4+V1UC11-XD10	=V1FQ1+V1FQ1-BR12-T	TPE	4	4	18	20	
	=V1WC4+V1UC11-XD13							
=V1FQ1-W13R	=V1KF1+V1UC12-KF12.31	=V1FQ1+V1FQ1-BR13-R	TPE	4	4	18	25	
	=V1WC4+V1UC12-XD10							
	=V1WC4+V1UC12-XD13							
=V1FQ1-W13T	=V1WC4+V1UC12-XD10	=V1FQ1+V1FQ1-BR13-T	TPE	4	4	18	20	
	=V1WC4+V1UC12-XD13							
=V1FQ1-W14R	=V1KF1+V1UC12-KF12.31	=V1FQ1+V1FQ1-BR14-R	TPE	4	4	18	35	
	=V1WC4+V1UC12-XD10							
	=V1WC4+V1UC12-XD13							
=V1FQ1-W14T	=V1WC4+V1UC12-XD10	=V1FQ1+V1FQ1-BR14-T	TPE	4	4	18	15	
	=V1WC4+V1UC12-XD13							
=V1GL1UQ51BG0-W1	=V1GL1UQ51BG0+V1GL1UQ51-XG1/2	=V1GL1UQ51KF1+V1GL1UQ51-KF1.13-X1	TPE	4	4	18	0.5	
=V1GL1UQ51BG0-W1.1	=V1GL1UQ51BG0+V1GL1UQ51-BG01	=V1GL1UQ51BG0+V1GL1UQ51-XG1/2	TPE	4	3	18	3	
=V1GL1UQ51BG0-W1.2	=V1GL1UQ51BG0+V1GL1UQ51-BG02	=V1GL1UQ51BG0+V1GL1UQ51-XG1/2	TPE	4	3	18	3	
=V1GL1UQ51BG0-W2	=V1GL1UQ51BG0+V1GL1UQ51-XG3/4	=V1GL1UQ51KF1+V1GL1UQ51-KF1.13-X2	TPE	4	4	18	0.5	
=V1GL1UQ51BG0-W2.1	=V1GL1UQ51BG0+V1GL1UQ51-BG03	=V1GL1UQ51BG0+V1GL1UQ51-XG3/4	TPE	4	3	18	3	
=V1GL1UQ51BG0-W2.2	=V1GL1UQ51BG0+V1GL1UQ51-BG04	=V1GL1UQ51BG0+V1GL1UQ51-XG3/4	TPE	4	3	18	3	
=V1GL1UQ51BG0-W3	=V1GL1UQ51BG0+V1GL1UQ51-XG5/6	=V1GL1UQ51KF1+V1GL1UQ51-KF1.13-X3	TPE	4	4	18	0.5	
=V1GL1UQ51BG0-W3.1	=V1GL1UQ51BG0+V1GL1UQ51-BG05	=V1GL1UQ51BG0+V1GL1UQ51-XG5/6	TPE	4	3	18	2	
=V1GL1UQ51BG0-W3.2	=V1GL1UQ51BG0+V1GL1UQ51-BG06	=V1GL1UQ51BG0+V1GL1UQ51-XG5/6	TPE	4	3	18	2	
=V1GL1UQ51BG0-W4	=V1GL1UQ51BG0+V1GL1UQ51-XG7/8	=V1GL1UQ51KF1+V1GL1UQ51-KF1.13-X4	TPE	4	4	18	0.5	
=V1GL1UQ51BG0-W4.1	=V1GL1UQ51BG0+V1GL1UQ51-BG07	=V1GL1UQ51BG0+V1GL1UQ51-XG7/8	TPE	4	3	18	3	
=V1GL1UQ51BG0-W4.2	=V1GL1UQ51BG0+V1GL1UQ51-BG08	=V1GL1UQ51BG0+V1GL1UQ51-XG7/8	TPE	4	3	18	4	
=V1GL1UQ51BG0-W5	=V1GL1UQ51BG0+V1GL1UQ51-XG9/10	=V1GL1UQ51KF1+V1GL1UQ51-KF1.13-X5	TPE	4	4	18	0.5	
=V1GL1UQ51BG0-W5.1	=V1GL1UQ51BG0+V1GL1UQ51-BG09	=V1GL1UQ51BG0+V1GL1UQ51-XG9/10	TPE	4	3	18	3	

			Date	12/2/2022	Volvo Trucks North America		Valiant TMS	Cable overview	Drawing name:	=	
			Ed.	MKLEPADLO						+	
			Appr		P6700 Firewall - Cell 2V05				Document type: EMC	Project nr: 22-16143	Page 9
Modification	Date	Name	Original		Replacement of	Replaced by	Scale 1:1				1019

Cable overview

F10_001_Cable

Cable name	Source (from)	Target (to)	cable type	all conductors	Conductors used	Cross-section [mm]	Length [m]	remark
=V1GL1UQ51BG0-W5.2	=V1GL1UQ51BG0+V1GL1UQ51-BG10	=V1GL1UQ51BG0+V1GL1UQ51-XG9/10	TPE	4	3	18	3	
=V1GL1UQ51BG0-W6	=V1GL1UQ51BG0+V1GL1UQ51-XG11/12	=V1GL1UQ51KF1+V1GL1UQ51-KF1.13-X6	TPE	4	4	18	0.5	
=V1GL1UQ51BG0-W6.1	=V1GL1UQ51BG0+V1GL1UQ51-BG11	=V1GL1UQ51BG0+V1GL1UQ51-XG11/12	TPE	4	3	18	4	
=V1GL1UQ51BG0-W6.2	=V1GL1UQ51BG0+V1GL1UQ51-BG12	=V1GL1UQ51BG0+V1GL1UQ51-XG11/12	TPE	4	3	18	3	
=V1GL1UQ51BG0-W7	=V1GL1UQ51BG0+V1GL1UQ51-XG13/14	=V1GL1UQ51KF1+V1GL1UQ51-KF1.13-X7	TPE	4	4	18	0.5	
=V1GL1UQ51BG0-W7.1	=V1GL1UQ51BG0+V1GL1UQ51-BG13	=V1GL1UQ51BG0+V1GL1UQ51-XG13/14	TPE	4	3	18	2	
=V1GL1UQ51BG0-W7.2	=V1GL1UQ51BG0+V1GL1UQ51-BG14	=V1GL1UQ51BG0+V1GL1UQ51-XG13/14	TPE	4	3	18	4	
=V1GL1UQ51BG0-W8	=V1GL1UQ51BG0+V1GL1UQ51-XG15/16	=V1GL1UQ51KF1+V1GL1UQ51-KF1.13-X8	TPE	4	4	18	0.5	
=V1GL1UQ51BG0-W8.1	=V1GL1UQ51BG0+V1GL1UQ51-BG15	=V1GL1UQ51BG0+V1GL1UQ51-XG15/16	TPE	4	3	18	3	
=V1GL1UQ51BG0-W8.2	=V1GL1UQ51BG0+V1GL1UQ51-BG16	=V1GL1UQ51BG0+V1GL1UQ51-XG15/16	TPE	4	3	18	4	
=V1GL1UQ51BG0-W9	=V1GL1UQ51BG0+V1GL1UQ51-XG17/18	=V1GL1UQ51KF2+V1GL1UQ51-KF1.14-X1	TPE	4	4	18	0.5	
=V1GL1UQ51BG0-W9.1	=V1GL1UQ51BG0+V1GL1UQ51-BG17	=V1GL1UQ51BG0+V1GL1UQ51-XG17/18	TPE	4	3	18	3	
=V1GL1UQ51BG0-W9.2	=V1GL1UQ51BG0+V1GL1UQ51-BG18	=V1GL1UQ51BG0+V1GL1UQ51-XG17/18	TPE	4	3	18	3	
=V1GL1UQ51BG0-W10	=V1GL1UQ51BG0+V1GL1UQ51-XG19/20	=V1GL1UQ51KF2+V1GL1UQ51-KF1.14-X2	TPE	4	4	18	0.5	
=V1GL1UQ51BG0-W10.1	=V1GL1UQ51BG0+V1GL1UQ51-BG19	=V1GL1UQ51BG0+V1GL1UQ51-XG19/20	TPE	4	3	18	4	
=V1GL1UQ51BG0-W10.2	=V1GL1UQ51BG0+V1GL1UQ51-BG20	=V1GL1UQ51BG0+V1GL1UQ51-XG19/20	TPE	4	3	18	4	
=V1GL1UQ51BG0-W11	=V1GL1UQ51BG0+V1GL1UQ51-XG21/22	=V1GL1UQ51KF2+V1GL1UQ51-KF1.14-X3	TPE	4	4	18	0.5	
=V1GL1UQ51BG0-W11.1	=V1GL1UQ51BG0+V1GL1UQ51-BG21	=V1GL1UQ51BG0+V1GL1UQ51-XG21/22	TPE	4	3	18	3	
=V1GL1UQ51BG0-W11.2	=V1GL1UQ51BG0+V1GL1UQ51-BG22	=V1GL1UQ51BG0+V1GL1UQ51-XG21/22	TPE	4	3	18	3	
=V1GL1UQ51BG0-W12	=V1GL1UQ51BG0+V1GL1UQ51-XG23/24	=V1GL1UQ51KF2+V1GL1UQ51-KF1.14-X4	TPE	4	4	18	0.5	
=V1GL1UQ51BG0-W12.1	=V1GL1UQ51BG0+V1GL1UQ51-BG23	=V1GL1UQ51BG0+V1GL1UQ51-XG23/24	TPE	4	3	18	5	
=V1GL1UQ51BG0-W12.2	=V1GL1UQ51BG0+V1GL1UQ51-BG24	=V1GL1UQ51BG0+V1GL1UQ51-XG23/24	TPE	4	3	18	5	
=V1GL1UQ51BG0-W13	=V1GL1UQ51BG0+V1GL1UQ51-XG25/26	=V1GL1UQ51KF2+V1GL1UQ51-KF1.14-X5	TPE	4	4	18	0.5	
=V1GL1UQ51BG0-W13.1	=V1GL1UQ51BG0+V1GL1UQ51-BG25	=V1GL1UQ51BG0+V1GL1UQ51-XG25/26	TPE	4	3	18	3	
=V1GL1UQ51BG0-W13.2	=V1GL1UQ51BG0+V1GL1UQ51-BG26	=V1GL1UQ51BG0+V1GL1UQ51-XG25/26	TPE	4	3	18	3	
=V1GL1UQ51BG0-W14	=V1GL1UQ51BG0+V1GL1UQ51-XG27/28	=V1GL1UQ51KF2+V1GL1UQ51-KF1.14-X6	TPE	4	4	18	0.5	
=V1GL1UQ51BG0-W14.1	=V1GL1UQ51BG0+V1GL1UQ51-BG27	=V1GL1UQ51BG0+V1GL1UQ51-XG27/28	TPE	4	3	18	5	
=V1GL1UQ51BG0-W14.2	=V1GL1UQ51BG0+V1GL1UQ51-BG28	=V1GL1UQ51BG0+V1GL1UQ51-XG27/28	TPE	4	3	18	5	
=V1GL1UQ51BG0-W15	=V1GL1UQ51BG0+V1GL1UQ51-XG29/30	=V1GL1UQ51KF2+V1GL1UQ51-KF1.14-X7	TPE	4	4	18	0.5	
=V1GL1UQ51BG0-W15.1	=V1GL1UQ51BG0+V1GL1UQ51-BG29	=V1GL1UQ51BG0+V1GL1UQ51-XG29/30	TPE	4	3	18	3	
=V1GL1UQ51BG0-W15.2	=V1GL1UQ51BG0+V1GL1UQ51-BG30	=V1GL1UQ51BG0+V1GL1UQ51-XG29/30	TPE	4	3	18	4	
=V1GL1UQ51UQ1.1-W1	=V1GL1UQ51KF1+V1GL1UQ51-KF1.11-X1	=V1GL1UQ51UQ1.1+V1GL1UQ51UQ1.1-XGR/S	TPE	4	4	18	2	
=V1GL1UQ51UQ1.1-W1.1	=V1GL1UQ51UQ1.1+V1GL1UQ51UQ1.1-BGR	=V1GL1UQ51UQ1.1+V1GL1UQ51UQ1.1-XGR/S	TPE	4	3	18	0.5	
=V1GL1UQ51UQ1.1-W1.2	=V1GL1UQ51UQ1.1+V1GL1UQ51UQ1.1-BGS	=V1GL1UQ51UQ1.1+V1GL1UQ51UQ1.1-XGR/S	TPE	4	3	18	0.5	
=V1GL1UQ51UQ1.2-W1	=V1GL1UQ51KF1+V1GL1UQ51-KF1.11-X2	=V1GL1UQ51UQ1.2+V1GL1UQ51UQ1.2-XGR/S	TPE	4	4	18	3	
=V1GL1UQ51UQ1.2-W1.1	=V1GL1UQ51UQ1.2+V1GL1UQ51UQ1.2-BGR	=V1GL1UQ51UQ1.2+V1GL1UQ51UQ1.2-XGR/S	TPE	4	3	18	0.5	
=V1GL1UQ51UQ1.2-W1.2	=V1GL1UQ51UQ1.2+V1GL1UQ51UQ1.2-BGS	=V1GL1UQ51UQ1.2+V1GL1UQ51UQ1.2-XGR/S	TPE	4	3	18	0.5	
=V1GL1UQ51UQ1.3-W1	=V1GL1UQ51KF1+V1GL1UQ51-KF1.11-X3	=V1GL1UQ51UQ1.3+V1GL1UQ51UQ1.3-XGR/S	TPE	4	4	18	4	
=V1GL1UQ51UQ1.3-W1.1	=V1GL1UQ51UQ1.3+V1GL1UQ51UQ1.3-BGR	=V1GL1UQ51UQ1.3+V1GL1UQ51UQ1.3-XGR/S	TPE	4	3	18	0.5	
=V1GL1UQ51UQ1.3-W1.2	=V1GL1UQ51UQ1.3+V1GL1UQ51UQ1.3-BGS	=V1GL1UQ51UQ1.3+V1GL1UQ51UQ1.3-XGR/S	TPE	4	3	18	0.5	
=V1GL1UQ51UQ2.1-W1	=V1GL1UQ51KF1+V1GL1UQ51-KF1.11-X4	=V1GL1UQ51UQ2.1+V1GL1UQ51UQ2.1-BGS/R	TPE	4	4	18	2	
=V1GL1UQ51UQ2.2-W1	=V1GL1UQ51KF1+V1GL1UQ51-KF1.11-X5	=V1GL1UQ51UQ2.2+V1GL1UQ51UQ2.2-BGS/R	TPE	4	4	18	2	
=V1GL1UQ51UQ2.3-W1	=V1GL1UQ51KF1+V1GL1UQ51-KF1.11-X6	=V1GL1UQ51UQ2.3+V1GL1UQ51UQ2.3-BGS/R	TPE	4	4	18	3	
=V1GL1UQ51UQ3.1-W1	=V1GL1UQ51KF1+V1GL1UQ51-KF1.11-X7	=V1GL1UQ51UQ3.1+V1GL1UQ51UQ3.1-BGS/R	TPE	4	4	18	2	
=V1GL1UQ51UQ3.2-W1	=V1GL1UQ51KF1+V1GL1UQ51-KF1.11-X8	=V1GL1UQ51UQ3.2+V1GL1UQ51UQ3.2-BGS/R	TPE	4	4	18	3	
=V1GL1UQ51UQ3.3-W1	=V1GL1UQ51KF1+V1GL1UQ51-KF1.12-X1	=V1GL1UQ51UQ3.3+V1GL1UQ51UQ3.3-BGS/R	TPE	4	4	18	3	

			Date	12/2/2022	Volvo Trucks North America	Valiant TMS	Cable overview	Drawing name:	=		
			Ed.	MKLEPADLO					+		
			Appr		P6700 Firewall - Cell 2V05			Document type: EMC	Project nr: 22-16143	Page	10
Modification	Date	Name	Original		Replacement of / Replaced by	Scale 1:1					1019

Cable overview

F10_001_Cable

Cable name	Source (from)	Target (to)	cable type	all conductors	Conductors used	Cross-section [mm]	Length [m]	remark
=V1GL1UQ51UQ4.1-W1	=V1GL1UQ51KF1+V1GL1UQ51-KF1.12-X2	=V1GL1UQ51UQ4.1+V1GL1UQ51UQ4.1-BGS/R	TPE	4	4	18	3	
=V1GL1UQ51UQ4.2-W1	=V1GL1UQ51KF1+V1GL1UQ51-KF1.12-X3	=V1GL1UQ51UQ4.2+V1GL1UQ51UQ4.2-BGS/R	TPE	4	4	18	2	
=V1GL1UQ51UQ4.3-W1	=V1GL1UQ51KF1+V1GL1UQ51-KF1.12-X4	=V1GL1UQ51UQ4.3+V1GL1UQ51UQ4.3-BGS/R	TPE	4	4	18	3	
=V1GL1UQ51UQ4.4-W1	=V1GL1UQ51KF1+V1GL1UQ51-KF1.12-X5	=V1GL1UQ51UQ4.4+V1GL1UQ51UQ4.4-BGS/R	TPE	4	4	18	3	
=V1GL1UQ51UQ4.5-W1	=V1GL1UQ51KF1+V1GL1UQ51-KF1.12-X6	=V1GL1UQ51UQ4.5+V1GL1UQ51UQ4.5-BGS/R	TPE	4	4	18	3	
=V1GL1UQ51UQ5.1-W1	=V1GL1UQ51KF2+V1GL1UQ51-KF2.11-X1	=V1GL1UQ51UQ5.1+V1GL1UQ51UQ5.1-BGS/R	TPE	4	4	18	3	
=V1GL1UQ51UQ5.2-W1	=V1GL1UQ51KF2+V1GL1UQ51-KF2.11-X2	=V1GL1UQ51UQ5.2+V1GL1UQ51UQ5.2-BGS/R	TPE	4	4	18	3	
=V1GL1UQ51UQ6.1-W1	=V1GL1UQ51KF2+V1GL1UQ51-KF2.11-X3	=V1GL1UQ51UQ6.1+V1GL1UQ51UQ6.1-XGR/S	TPE	4	4	18	3	
=V1GL1UQ51UQ6.1-W1.1	=V1GL1UQ51UQ6.1+V1GL1UQ51UQ6.1-BGR	=V1GL1UQ51UQ6.1+V1GL1UQ51UQ6.1-XGR/S	TPE	4	3	18	0.5	
=V1GL1UQ51UQ6.1-W1.2	=V1GL1UQ51UQ6.1+V1GL1UQ51UQ6.1-BGS	=V1GL1UQ51UQ6.1+V1GL1UQ51UQ6.1-XGR/S	TPE	4	3	18	0.5	
=V1GL1UQ51UQ6.2-W1	=V1GL1UQ51KF2+V1GL1UQ51-KF2.11-X4	=V1GL1UQ51UQ6.2+V1GL1UQ51UQ6.2-XGR/S	TPE	4	4	18	5	
=V1GL1UQ51UQ6.2-W1.1	=V1GL1UQ51UQ6.2+V1GL1UQ51UQ6.2-BGR	=V1GL1UQ51UQ6.2+V1GL1UQ51UQ6.2-XGR/S	TPE	4	3	18	0.5	
=V1GL1UQ51UQ6.2-W1.2	=V1GL1UQ51UQ6.2+V1GL1UQ51UQ6.2-BGS	=V1GL1UQ51UQ6.2+V1GL1UQ51UQ6.2-XGR/S	TPE	4	3	18	0.5	
=V1GL1UQ51UQ6.3-W1	=V1GL1UQ51KF2+V1GL1UQ51-KF2.11-X5	=V1GL1UQ51UQ6.3+V1GL1UQ51UQ6.3-BGS/R	TPE	4	4	18	2	
=V1GL1UQ51UQ6.4-W1	=V1GL1UQ51KF2+V1GL1UQ51-KF2.11-X6	=V1GL1UQ51UQ6.4+V1GL1UQ51UQ6.4-BGS/R	TPE	4	4	18	4	
=V1GL1UQ51UQ7.1-W1	=V1GL1UQ51KF2+V1GL1UQ51-KF2.11-X7	=V1GL1UQ51UQ7.1+V1GL1UQ51UQ7.1-XGR/S	TPE	4	4	18	3	
=V1GL1UQ51UQ7.1-W7.1	=V1GL1UQ51UQ7.1+V1GL1UQ51UQ7.1-BGR	=V1GL1UQ51UQ7.1+V1GL1UQ51UQ7.1-XGR/S	TPE	4	3	18	0.5	
=V1GL1UQ51UQ7.1-W7.2	=V1GL1UQ51UQ7.1+V1GL1UQ51UQ7.1-BGS	=V1GL1UQ51UQ7.1+V1GL1UQ51UQ7.1-XGR/S	TPE	4	3	18	0.5	
=V1GL1UQ51UQ7.2-W1	=V1GL1UQ51KF2+V1GL1UQ51-KF2.11-X8	=V1GL1UQ51UQ7.2+V1GL1UQ51UQ7.2-XGR/S	TPE	4	4	18	3	
=V1GL1UQ51UQ7.2-W7.3	=V1GL1UQ51UQ7.2+V1GL1UQ51UQ7.2-BGR	=V1GL1UQ51UQ7.2+V1GL1UQ51UQ7.2-XGR/S	TPE	4	3	18	0.5	
=V1GL1UQ51UQ7.2-W7.4	=V1GL1UQ51UQ7.2+V1GL1UQ51UQ7.2-BGS	=V1GL1UQ51UQ7.2+V1GL1UQ51UQ7.2-XGR/S	TPE	4	3	18	0.5	
=V1GL1UQ51UQ8.1-W1	=V1GL1UQ51KF2+V1GL1UQ51-KF1.12-X1	=V1GL1UQ51UQ8.1+V1GL1UQ51UQ8.1-BGS/R	TPE	4	4	18	2	
=V1GL1UQ51UQ8.2-W1	=V1GL1UQ51KF2+V1GL1UQ51-KF1.12-X2	=V1GL1UQ51UQ8.2+V1GL1UQ51UQ8.2-BGS/R	TPE	4	4	18	3	
=V1GL1UQ51UQ9.1-W1	=V1GL1UQ51KF2+V1GL1UQ51-KF1.12-X3	=V1GL1UQ51UQ9.1+V1GL1UQ51UQ9.1-BGS/R	TPE	4	4	18	3	
=V1GL1UQ51UQ9.2-W1	=V1GL1UQ51KF2+V1GL1UQ51-KF1.12-X4	=V1GL1UQ51UQ9.2+V1GL1UQ51UQ9.2-BGS/R	TPE	4	4	18	3	
=V1GL1UQ51UQ10.1-W1	=V1GL1UQ51KF2+V1GL1UQ51-KF1.12-X5	=V1GL1UQ51UQ10.1+V1GL1UQ51UQ10.1-BGS/R	TPE	4	4	18	3	
=V1GL1UQ51UQ10.2-W1	=V1GL1UQ51KF2+V1GL1UQ51-KF1.12-X6	=V1GL1UQ51UQ10.2+V1GL1UQ51UQ10.2-BGS/R	TPE	4	4	18	4	
=V1GL1UQ51UQ10.3-W1	=V1GL1UQ51KF2+V1GL1UQ51-KF1.12-X7	=V1GL1UQ51UQ10.3+V1GL1UQ51UQ10.3-BGS/R	TPE	4	4	18	3	
=V1GL1UQ51UQ11.1-W1	=V1GL1UQ51KF2+V1GL1UQ51-KF1.12-X8	=V1GL1UQ51UQ11.1+V1GL1UQ51UQ11.1-BGS/R	TPE	4	4	18	3	
=V1GL1UQ51UQ11.2-W1	=V1GL1UQ51KF2+V1GL1UQ51-KF1.13-X1	=V1GL1UQ51UQ11.2+V1GL1UQ51UQ11.2-BGS/R	TPE	4	4	18	4	
=V1GL1UQ51UQ11.3-W1	=V1GL1UQ51KF2+V1GL1UQ51-KF1.13-X2	=V1GL1UQ51UQ11.3+V1GL1UQ51UQ11.3-BGS/R	TPE	4	4	18	4	
=V1GL1UQ51UQ11.4-W1	=V1GL1UQ51KF2+V1GL1UQ51-KF1.13-X3	=V1GL1UQ51UQ11.4+V1GL1UQ51UQ11.4-BGS/R	TPE	4	4	18	4	
=V1GL1UQ51UQ11.5-W1	=V1GL1UQ51KF2+V1GL1UQ51-KF1.13-X4	=V1GL1UQ51UQ11.5+V1GL1UQ51UQ11.5-BGS/R	TPE	4	4	18	4	
=V1GL1UQ51UQ11.6-W1	=V1GL1UQ51KF2+V1GL1UQ51-KF1.13-X5	=V1GL1UQ51UQ11.6+V1GL1UQ51UQ11.6-BGS/R	TPE	4	4	18	4	
=V1GL1UQ51UQ12.1-W1	=V1GL1UQ51KF2+V1GL1UQ51-KF1.13-X6	=V1GL1UQ51UQ12.1+V1GL1UQ51UQ12.1-XGR/S	TPE	4	4	18	3	
=V1GL1UQ51UQ12.1-W1.1	=V1GL1UQ51UQ12.1+V1GL1UQ51UQ12.1-BGR	=V1GL1UQ51UQ12.1+V1GL1UQ51UQ12.1-XGR/S	TPE	4	3	18	0.5	
=V1GL1UQ51UQ12.1-W1.2	=V1GL1UQ51UQ12.1+V1GL1UQ51UQ12.1-BGS	=V1GL1UQ51UQ12.1+V1GL1UQ51UQ12.1-XGR/S	TPE	4	3	18	0.5	
=V1GL1UQ51UQ12.2-W1	=V1GL1UQ51KF2+V1GL1UQ51-KF1.13-X7	=V1GL1UQ51UQ12.2+V1GL1UQ51UQ12.2-XGR/S	TPE	4	4	18	4	
=V1GL1UQ51UQ12.2-W1.1	=V1GL1UQ51UQ12.2+V1GL1UQ51UQ12.2-BGR	=V1GL1UQ51UQ12.2+V1GL1UQ51UQ12.2-XGR/S	TPE	4	3	18	0.5	
=V1GL1UQ51UQ12.2-W1.2	=V1GL1UQ51UQ12.2+V1GL1UQ51UQ12.2-BGS	=V1GL1UQ51UQ12.2+V1GL1UQ51UQ12.2-XGR/S	TPE	4	3	18	0.5	
=V1GL2UQ51BG0-W1	=V1GL2UQ51BG0+V1GL2UQ51-XG1/2	=V1GL2UQ51KF1+V1GL2UQ51-KF1.13-X1	TPE	4	4	18	0.5	
=V1GL2UQ51BG0-W1.1	=V1GL2UQ51BG0+V1GL2UQ51-BG01	=V1GL2UQ51BG0+V1GL2UQ51-XG1/2	TPE	4	3	18	3	
=V1GL2UQ51BG0-W1.2	=V1GL2UQ51BG0+V1GL2UQ51-BG02	=V1GL2UQ51BG0+V1GL2UQ51-XG1/2	TPE	4	3	18	3	
=V1GL2UQ51BG0-W2	=V1GL2UQ51BG0+V1GL2UQ51-XG3/4	=V1GL2UQ51KF1+V1GL2UQ51-KF1.13-X2	TPE	4	4	18	0.5	
=V1GL2UQ51BG0-W2.1	=V1GL2UQ51BG0+V1GL2UQ51-BG03	=V1GL2UQ51BG0+V1GL2UQ51-XG3/4	TPE	4	3	18	3	
=V1GL2UQ51BG0-W2.2	=V1GL2UQ51BG0+V1GL2UQ51-BG04	=V1GL2UQ51BG0+V1GL2UQ51-XG3/4	TPE	4	3	18	3	

Cable overview

F10_001_Cable

Cable name	Source (from)	Target (to)	cable type	all conductors	Conductors used	Cross-section [mm]	Length [m]	remark
=V1GL2UQ51BG0-W3	=V1GL2UQ51BG0+V1GL2UQ51-XG5/6	=V1GL2UQ51KF1+V1GL2UQ51-KF1.13-X3	TPE	4	4	18	0.5	
=V1GL2UQ51BG0-W3.1	=V1GL2UQ51BG0+V1GL2UQ51-BG05	=V1GL2UQ51BG0+V1GL2UQ51-XG5/6	TPE	4	3	18	2	
=V1GL2UQ51BG0-W3.2	=V1GL2UQ51BG0+V1GL2UQ51-BG06	=V1GL2UQ51BG0+V1GL2UQ51-XG5/6	TPE	4	3	18	4	
=V1GL2UQ51BG0-W4	=V1GL2UQ51BG0+V1GL2UQ51-XG7/8	=V1GL2UQ51KF1+V1GL2UQ51-KF1.13-X4	TPE	4	4	18	0.5	
=V1GL2UQ51BG0-W4.1	=V1GL2UQ51BG0+V1GL2UQ51-BG07	=V1GL2UQ51BG0+V1GL2UQ51-XG7/8	TPE	4	3	18	4	
=V1GL2UQ51BG0-W4.2	=V1GL2UQ51BG0+V1GL2UQ51-BG08	=V1GL2UQ51BG0+V1GL2UQ51-XG7/8	TPE	4	3	18	4	
=V1GL2UQ51BG0-W5	=V1GL2UQ51BG0+V1GL2UQ51-XG9/10	=V1GL2UQ51KF1+V1GL2UQ51-KF1.13-X5	TPE	4	4	18	0.5	
=V1GL2UQ51BG0-W5.1	=V1GL2UQ51BG0+V1GL2UQ51-BG09	=V1GL2UQ51BG0+V1GL2UQ51-XG9/10	TPE	4	3	18	4	
=V1GL2UQ51BG0-W5.2	=V1GL2UQ51BG0+V1GL2UQ51-BG10	=V1GL2UQ51BG0+V1GL2UQ51-XG9/10	TPE	4	3	18	5	
=V1GL2UQ51BG0-W6	=V1GL2UQ51BG0+V1GL2UQ51-XG11/12	=V1GL2UQ51KF1+V1GL2UQ51-KF1.13-X6	TPE	4	4	18	0.5	
=V1GL2UQ51BG0-W6.1	=V1GL2UQ51BG0+V1GL2UQ51-BG11	=V1GL2UQ51BG0+V1GL2UQ51-XG11/12	TPE	4	3	18	4	
=V1GL2UQ51BG0-W6.2	=V1GL2UQ51BG0+V1GL2UQ51-BG12	=V1GL2UQ51BG0+V1GL2UQ51-XG11/12	TPE	4	3	18	5	
=V1GL2UQ51BG0-W7	=V1GL2UQ51BG0+V1GL2UQ51-XG13/14	=V1GL2UQ51KF1+V1GL2UQ51-KF1.13-X7	TPE	4	4	18	0.5	
=V1GL2UQ51BG0-W7.1	=V1GL2UQ51BG0+V1GL2UQ51-BG13	=V1GL2UQ51BG0+V1GL2UQ51-XG13/14	TPE	4	3	18	4	
=V1GL2UQ51BG0-W7.2	=V1GL2UQ51BG0+V1GL2UQ51-BG14	=V1GL2UQ51BG0+V1GL2UQ51-XG13/14	TPE	4	3	18	3	
=V1GL2UQ51BG0-W8	=V1GL2UQ51BG0+V1GL2UQ51-XG15/16	=V1GL2UQ51KF1+V1GL2UQ51-KF1.13-X8	TPE	4	4	18	0.5	
=V1GL2UQ51BG0-W8.1	=V1GL2UQ51BG0+V1GL2UQ51-BG15	=V1GL2UQ51BG0+V1GL2UQ51-XG15/16	TPE	4	3	18	4	
=V1GL2UQ51BG0-W8.2	=V1GL2UQ51BG0+V1GL2UQ51-BG16	=V1GL2UQ51BG0+V1GL2UQ51-XG15/16	TPE	4	3	18	3	
=V1GL2UQ51BG0-W9	=V1GL2UQ51BG0+V1GL2UQ51-XG17/18	=V1GL2UQ51KF2+V1GL2UQ51-KF2.14-X2	TPE	4	4	18	0.5	
=V1GL2UQ51BG0-W9.1	=V1GL2UQ51BG0+V1GL2UQ51-BG17	=V1GL2UQ51BG0+V1GL2UQ51-XG17/18	TPE	4	3	18	5	
=V1GL2UQ51BG0-W9.2	=V1GL2UQ51BG0+V1GL2UQ51-BG18	=V1GL2UQ51BG0+V1GL2UQ51-XG17/18	TPE	4	3	18	6	
=V1GL2UQ51BG0-W10	=V1GL2UQ51BG0+V1GL2UQ51-XG19/20	=V1GL2UQ51KF2+V1GL2UQ51-KF2.14-X3	TPE	4	4	18	0.5	
=V1GL2UQ51BG0-W10.1	=V1GL2UQ51BG0+V1GL2UQ51-BG19	=V1GL2UQ51BG0+V1GL2UQ51-XG19/20	TPE	4	3	18	3	
=V1GL2UQ51BG0-W10.2	=V1GL2UQ51BG0+V1GL2UQ51-BG20	=V1GL2UQ51BG0+V1GL2UQ51-XG19/20	TPE	4	3	18	3	
=V1GL2UQ51BG0-W11	=V1GL2UQ51BG0+V1GL2UQ51-XG21/22	=V1GL2UQ51KF2+V1GL2UQ51-KF2.14-X4	TPE	4	4	18	0.5	
=V1GL2UQ51BG0-W11.1	=V1GL2UQ51BG0+V1GL2UQ51-BG21	=V1GL2UQ51BG0+V1GL2UQ51-XG21/22	TPE	4	3	18	5	
=V1GL2UQ51BG0-W11.2	=V1GL2UQ51BG0+V1GL2UQ51-BG22	=V1GL2UQ51BG0+V1GL2UQ51-XG21/22	TPE	4	3	18	3	
=V1GL2UQ51BG0-W12	=V1GL2UQ51BG0+V1GL2UQ51-XG23/24	=V1GL2UQ51KF2+V1GL2UQ51-KF2.14-X5	TPE	4	4	18	0.5	
=V1GL2UQ51BG0-W12.1	=V1GL2UQ51BG0+V1GL2UQ51-BG23	=V1GL2UQ51BG0+V1GL2UQ51-XG23/24	TPE	4	3	18	5	
=V1GL2UQ51BG0-W12.2	=V1GL2UQ51BG0+V1GL2UQ51-BG24	=V1GL2UQ51BG0+V1GL2UQ51-XG23/24	TPE	4	3	18	3	
=V1GL2UQ51BG0-W13	=V1GL2UQ51BG0+V1GL2UQ51-XG25/26	=V1GL2UQ51KF2+V1GL2UQ51-KF2.14-X6	TPE	4	4	18	0.5	
=V1GL2UQ51BG0-W13.1	=V1GL2UQ51BG0+V1GL2UQ51-BG25	=V1GL2UQ51BG0+V1GL2UQ51-XG25/26	TPE	4	3	18	6	
=V1GL2UQ51BG0-W13.2	=V1GL2UQ51BG0+V1GL2UQ51-BG26	=V1GL2UQ51BG0+V1GL2UQ51-XG25/26	TPE	4	3	18	5	
=V1GL2UQ51UQ1.1-W1	=V1GL2UQ51KF1+V1GL2UQ51-KF1.11-X1	=V1GL2UQ51UQ1.1+V1GL2UQ51UQ1.1-BGS/R	TPE	4	4	18	2	
=V1GL2UQ51UQ1.2-W1	=V1GL2UQ51KF1+V1GL2UQ51-KF1.11-X2	=V1GL2UQ51UQ1.2+V1GL2UQ51UQ1.2-BGS/R	TPE	4	4	18	3	
=V1GL2UQ51UQ1.3-W1	=V1GL2UQ51KF1+V1GL2UQ51-KF1.11-X3	=V1GL2UQ51UQ1.3+V1GL2UQ51UQ1.3-BGS/R	TPE	4	4	18	4	
=V1GL2UQ51UQ1.4-W1	=V1GL2UQ51KF1+V1GL2UQ51-KF1.11-X4	=V1GL2UQ51UQ1.4+V1GL2UQ51UQ1.4-BGS/R	TPE	4	4	18	4	
=V1GL2UQ51UQ2.1-W1	=V1GL2UQ51KF1+V1GL2UQ51-KF1.11-X5	=V1GL2UQ51UQ2.1+V1GL2UQ51UQ2.1-BGS/R	TPE	4	4	18	2	
=V1GL2UQ51UQ2.2-W1	=V1GL2UQ51KF1+V1GL2UQ51-KF1.11-X6	=V1GL2UQ51UQ2.2+V1GL2UQ51UQ2.2-BGS/R	TPE	4	4	18	2	
=V1GL2UQ51UQ2.3-W1	=V1GL2UQ51KF1+V1GL2UQ51-KF1.11-X7	=V1GL2UQ51UQ2.3+V1GL2UQ51UQ2.3-BGS/R	TPE	4	4	18	4	
=V1GL2UQ51UQ2.4-W1	=V1GL2UQ51KF1+V1GL2UQ51-KF1.11-X8	=V1GL2UQ51UQ2.4+V1GL2UQ51UQ2.4-BGS/R	TPE	4	4	18	4	
=V1GL2UQ51UQ3.1-W1	=V1GL2UQ51KF1+V1GL2UQ51-KF1.12-X1	=V1GL2UQ51UQ3.1+V1GL2UQ51UQ3.1-BGS/R	TPE	4	4	18	3	
=V1GL2UQ51UQ3.2-W1	=V1GL2UQ51KF1+V1GL2UQ51-KF1.12-X2	=V1GL2UQ51UQ3.2+V1GL2UQ51UQ3.2-BGS/R	TPE	4	4	18	2	
=V1GL2UQ51UQ3.3-W1	=V1GL2UQ51KF1+V1GL2UQ51-KF1.12-X3	=V1GL2UQ51UQ3.3+V1GL2UQ51UQ3.3-BGS/R	TPE	4	4	18	4	
=V1GL2UQ51UQ4.1-W1	=V1GL2UQ51KF1+V1GL2UQ51-KF1.12-X4	=V1GL2UQ51UQ4.1+V1GL2UQ51UQ4.1-BGS/R	TPE	4	4	18	4	
=V1GL2UQ51UQ4.2-W1	=V1GL2UQ51KF1+V1GL2UQ51-KF1.12-X5	=V1GL2UQ51UQ4.2+V1GL2UQ51UQ4.2-BGS/R	TPE	4	4	18	5	

			Date	12/2/2022	Volvo Trucks North America		Valiant TMS	Cable overview	Drawing name:	=	
			Ed.	MKLEPADLO						+	
			Appr		P6700 Firewall - Cell 2V05				Document type: EMC	Project nr: 22-16143	Page 12
Modification	Date	Name	Original		Replacement of	Replaced by	Scale 1:1				1019

Cable overview

F10_001_Cable

Cable name	Source (from)	Target (to)	cable type	all conductors	Conductors used	Cross-section [mm]	Length [m]	remark
=V1GL2UQ51UQ4.3-W1	=V1GL2UQ51KF1+V1GL2UQ51-KF1.12-X6	=V1GL2UQ51UQ4.3+V1GL2UQ51UQ4.3-BGS/R	TPE	4	4	18	5	
=V1GL2UQ51UQ5.1-W1	=V1GL2UQ51KF2+V1GL2UQ51-KF2.11-X1	=V1GL2UQ51UQ5.1+V1GL2UQ51UQ5.1-BGS/R	TPE	4	4	18	3	
=V1GL2UQ51UQ5.2-W1	=V1GL2UQ51KF2+V1GL2UQ51-KF2.11-X2	=V1GL2UQ51UQ5.2+V1GL2UQ51UQ5.2-BGS/R	TPE	4	4	18	4	
=V1GL2UQ51UQ5.3-W1	=V1GL2UQ51KF2+V1GL2UQ51-KF2.11-X3	=V1GL2UQ51UQ5.3+V1GL2UQ51UQ5.3-BGS/R	TPE	4	4	18	3	
=V1GL2UQ51UQ5.4-W1	=V1GL2UQ51KF2+V1GL2UQ51-KF2.11-X4	=V1GL2UQ51UQ5.4+V1GL2UQ51UQ5.4-BGS/R	TPE	4	4	18	4	
=V1GL2UQ51UQ5.5-W1	=V1GL2UQ51KF2+V1GL2UQ51-KF2.11-X5	=V1GL2UQ51UQ5.5+V1GL2UQ51UQ5.5-BGS/R	TPE	4	4	18	3	
=V1GL2UQ51UQ6.1-W1	=V1GL2UQ51KF2+V1GL2UQ51-KF2.11-X6	=V1GL2UQ51UQ6.1+V1GL2UQ51UQ6.1-BGS/R	TPE	4	4	18	6	
=V1GL2UQ51UQ6.2-W1	=V1GL2UQ51KF2+V1GL2UQ51-KF2.11-X7	=V1GL2UQ51UQ6.2+V1GL2UQ51UQ6.2-BGS/R	TPE	4	4	18	3	
=V1GL2UQ51UQ7.1-W1	=V1GL2UQ51KF2+V1GL2UQ51-KF2.11-X8	=V1GL2UQ51UQ7.1+V1GL2UQ51UQ7.1-BGS/R	TPE	4	4	18	5	
=V1GL2UQ51UQ7.2-W1	=V1GL2UQ51KF2+V1GL2UQ51-KF2.12-X1	=V1GL2UQ51UQ7.2+V1GL2UQ51UQ7.2-BGS/R	TPE	4	4	18	2	
=V1GL2UQ51UQ8.1-W1	=V1GL2UQ51KF2+V1GL2UQ51-KF2.12-X2	=V1GL2UQ51UQ8.1+V1GL2UQ51UQ8.1-BGS/R	TPE	4	4	18	6	
=V1GL2UQ51UQ8.2-W1	=V1GL2UQ51KF2+V1GL2UQ51-KF2.12-X3	=V1GL2UQ51UQ8.2+V1GL2UQ51UQ8.2-BGS/R	TPE	4	4	18	2	
=V1GL2UQ51UQ9.1-W1	=V1GL2UQ51KF2+V1GL2UQ51-KF2.12-X4	=V1GL2UQ51UQ9.1+V1GL2UQ51UQ9.1-BGS/R	TPE	4	4	18	3	
=V1GL2UQ51UQ9.2-W1	=V1GL2UQ51KF2+V1GL2UQ51-KF2.12-X5	=V1GL2UQ51UQ9.2+V1GL2UQ51UQ9.2-BGS/R	TPE	4	4	18	4	
=V1GL2UQ51UQ9.3-W1	=V1GL2UQ51KF2+V1GL2UQ51-KF2.12-X6	=V1GL2UQ51UQ9.3+V1GL2UQ51UQ9.3-BGS/R	TPE	4	4	18	3	
=V1GL2UQ51UQ9.4-W1	=V1GL2UQ51KF2+V1GL2UQ51-KF2.12-X7	=V1GL2UQ51UQ9.4+V1GL2UQ51UQ9.4-BGS/R	TPE	4	4	18	4	
=V1GL2UQ51UQ9.5-W1	=V1GL2UQ51KF2+V1GL2UQ51-KF2.12-X8	=V1GL2UQ51UQ9.5+V1GL2UQ51UQ9.5-BGS/R	TPE	4	4	18	3	
=V1GL2UQ51UQ10.1-W1	=V1GL2UQ51KF2+V1GL2UQ51-KF2.13-X1	=V1GL2UQ51UQ10.1+V1GL2UQ51UQ10.1-BGS/R	TPE	4	4	18	6	
=V1GL2UQ51UQ10.2-W1	=V1GL2UQ51KF2+V1GL2UQ51-KF2.13-X2	=V1GL2UQ51UQ10.2+V1GL2UQ51UQ10.2-BGS/R	TPE	4	4	18	3	
=V1GL2UQ51UQ10.3-W1	=V1GL2UQ51KF2+V1GL2UQ51-KF2.13-X3	=V1GL2UQ51UQ10.3+V1GL2UQ51UQ10.3-BGS/R	TPE	4	4	18	5	
=V1GL2UQ51UQ10.4-W1	=V1GL2UQ51KF2+V1GL2UQ51-KF2.13-X4	=V1GL2UQ51UQ10.4+V1GL2UQ51UQ10.4-BGS/R	TPE	4	4	18	2	
=V1GL2UQ51UQ10.5-W1	=V1GL2UQ51KF2+V1GL2UQ51-KF2.13-X5	=V1GL2UQ51UQ10.5+V1GL2UQ51UQ10.5-BGS/R	TPE	4	4	18	4	
=V1GL2UQ51UQ10.6-W1	=V1GL2UQ51KF2+V1GL2UQ51-KF2.13-X6	=V1GL2UQ51UQ10.6+V1GL2UQ51UQ10.6-BGS/R	TPE	4	4	18	3	
=V1GL2UQ51UQ11.1-W1	=V1GL2UQ51KF2+V1GL2UQ51-KF2.13-X7	=V1GL2UQ51UQ11.1+V1GL2UQ51UQ11.1-BGS/R	TPE	4	4	18	5	
=V1GL2UQ51UQ11.2-W1	=V1GL2UQ51KF2+V1GL2UQ51-KF2.13-X8	=V1GL2UQ51UQ11.2+V1GL2UQ51UQ11.2-BGS/R	TPE	4	4	18	5	
=V1GL2UQ51UQ11.3-W1	=V1GL2UQ51KF2+V1GL2UQ51-KF2.14-X1	=V1GL2UQ51UQ11.3+V1GL2UQ51UQ11.3-BGS/R	TPE	4	4	18	5	
=V1GL14UQ51BG0-W1	=V1GL14UQ51BG0+V1GL14UQ51-XG1/2	=V1GL14UQ51KF1+V1GL14UQ51-KF1.12-X1	TPE	4	4	18	3	
=V1GL14UQ51BG0-W1.1	=V1GL14UQ51BG0+V1GL14UQ51-BG01	=V1GL14UQ51BG0+V1GL14UQ51-XG1/2	TPE	4	3	18	1	
=V1GL14UQ51BG0-W1.2	=V1GL14UQ51BG0+V1GL14UQ51-BG02	=V1GL14UQ51BG0+V1GL14UQ51-XG1/2	TPE	4	3	18	1	
=V1GL14UQ51BG0-W2	=V1GL14UQ51BG0+V1GL14UQ51-XG3/4	=V1GL14UQ51KF1+V1GL14UQ51-KF1.12-X2	TPE	4	4	18	1	
=V1GL14UQ51BG0-W2.1	=V1GL14UQ51BG0+V1GL14UQ51-BG03	=V1GL14UQ51BG0+V1GL14UQ51-XG3/4	TPE	4	3	18	2	
=V1GL14UQ51BG0-W2.2	=V1GL14UQ51BG0+V1GL14UQ51-BG04	=V1GL14UQ51BG0+V1GL14UQ51-XG3/4	TPE	4	3	18	2	
=V1GL14UQ51BG0-W3	=V1GL14UQ51BG0+V1GL14UQ51-XG5/11	=V1GL14UQ51KF1+V1GL14UQ51-KF1.12-X3	TPE	4	4	18	1	
=V1GL14UQ51BG0-W3.1	=V1GL14UQ51BG0+V1GL14UQ51-BG10	=V1GL14UQ51BG0+V1GL14UQ51-XG5/11	TPE	4	3	18	2	
=V1GL14UQ51BG0-W3.2	=V1GL14UQ51BG0+V1GL14UQ51-BG11	=V1GL14UQ51BG0+V1GL14UQ51-XG5/11	TPE	4	3	18	2	
=V1GL14UQ51UQ1.1-W1	=V1GL14UQ51KF1+V1GL14UQ51-KF1.11-X1	=V1GL14UQ51UQ1.1+V1GL14UQ51UQ1.1-XGR/S	TPE	4	4	18	4	
=V1GL14UQ51UQ1.1-W1.1	=V1GL14UQ51UQ1.1+V1GL14UQ51UQ1.1-BGR	=V1GL14UQ51UQ1.1+V1GL14UQ51UQ1.1-XGR/S	TPE	4	3	18	0.5	
=V1GL14UQ51UQ1.1-W1.2	=V1GL14UQ51UQ1.1+V1GL14UQ51UQ1.1-BGS	=V1GL14UQ51UQ1.1+V1GL14UQ51UQ1.1-XGR/S	TPE	4	3	18	0.5	
=V1GL14UQ51UQ2.1-W1	=V1GL14UQ51KF1+V1GL14UQ51-KF1.11-X2	=V1GL14UQ51UQ2.1+V1GL14UQ51UQ2.1-XGR/S	TPE	4	4	18	4	
=V1GL14UQ51UQ2.1-W1.1	=V1GL14UQ51UQ2.1+V1GL14UQ51UQ2.1-BGR	=V1GL14UQ51UQ2.1+V1GL14UQ51UQ2.1-XGR/S	TPE	4	3	18	0.5	
=V1GL14UQ51UQ2.1-W1.2	=V1GL14UQ51UQ2.1+V1GL14UQ51UQ2.1-BGS	=V1GL14UQ51UQ2.1+V1GL14UQ51UQ2.1-XGR/S	TPE	4	3	18	0.5	
=V1GL14UQ51UQ6.1-W1	=V1GL14UQ51KF1+V1GL14UQ51-KF1.11-X3	=V1GL14UQ51UQ6.1+V1GL14UQ51UQ6.1-XGR/S	TPE	4	4	18	4	
=V1GL14UQ51UQ6.1-W1.1	=V1GL14UQ51UQ6.1+V1GL14UQ51UQ6.1-BGR	=V1GL14UQ51UQ6.1+V1GL14UQ51UQ6.1-XGR/S	TPE	4	3	18	0.5	
=V1GL14UQ51UQ6.1-W1.2	=V1GL14UQ51UQ6.1+V1GL14UQ51UQ6.1-BGS	=V1GL14UQ51UQ6.1+V1GL14UQ51UQ6.1-XGR/S	TPE	4	3	18	0.5	
=V1PF1BG0-W1	=V1PF1BG0+V1PF1-BG01	=V1PF1KF1+V1PF1-KF1.11-X2	TPE	4	3	18	1	
=V1PF1UQ1.1-W1	=V1PF1KF1+V1PF1-KF1.11-X1	=V1PF1UQ1.1+V1PF1UQ1.1-BGS/R	TPE	4	4	18	2	

			Date	12/2/2022	Volvo Trucks North America		Valiant TMS	Cable overview	Drawing name:	=	
			Ed.	MKLEPADLO						+	
			Appr		P6700 Firewall - Cell 2V05				Document type: EMC	Project nr: 22-16143	Page 13
Modification	Date	Name	Original		Replacement of	Replaced by	Scale 1:1				1019

Cable overview

F10_001_Cable

Cable name	Source (from)	Target (to)	cable type	all conductors	Conductors used	Cross-section [mm]	Length [m]	remark
=V1U90FQ1-W1	=V1KF1+V1UC14-KF14.31	=V1U90FQ1+V1U90-BG01	TPE	4	4	18	20	
=V1UN1BG0-W1	=V1UN1BG0+V1UN1-BG01	=V1UN1KF1+V1UN1-KF1.11	TPE	4	3	18	1	
=V1UN1BG0-W2	=V1UN1BG0+V1UN1-XG2/3	=V1UN1KF1+V1UN1-KF1.11	TPE	4	4	18	6	
=V1UN1BG0-W2.1	=V1UN1BG0+V1UN1-BG02	=V1UN1BG0+V1UN1-XG2/3	TPE	4	3	18	0.5	
=V1UN1BG0-W2.2	=V1UN1BG0+V1UN1-BG03	=V1UN1BG0+V1UN1-XG2/3	TPE	4	3	18	0.5	
=V1UN1BG0-W3	=V1UN1BG0+V1UN1-BG04	=V1UN1KF1+V1UN1-KF1.11	TPE	4	3	18	6	
=V1UQ51BG0-W1	=V1UQ51BG0+V1UQ51-XG1/2	=V1UQ51KF1+V1UQ51-KF1.12-X4	TPE	4	4	18	0.5	
=V1UQ51BG0-W1.1	=V1UQ51BG0+V1UQ51-BG01	=V1UQ51BG0+V1UQ51-XG1/2	TPE	4	3	18	5	
=V1UQ51BG0-W1.2	=V1UQ51BG0+V1UQ51-BG02	=V1UQ51BG0+V1UQ51-XG1/2	TPE	4	3	18	3	
=V1UQ51BG0-W2	=V1UQ51BG0+V1UQ51-BG03	=V1UQ51KF1+V1UQ51-KF1.12-X5	TPE	4	3	18	5	
=V1UQ51UQ1.1-W1	=V1UQ51KF1+V1UQ51-KF1.11-X1	=V1UQ51UQ1.1+V1UQ51UQ1.1-BGS/R	TPE	4	4	18	6	
=V1UQ51UQ1.2-W1	=V1UQ51KF1+V1UQ51-KF1.11-X2	=V1UQ51UQ1.2+V1UQ51UQ1.2-BGS/R	TPE	4	4	18	3	
=V1UQ51UQ1.3-W1	=V1UQ51KF1+V1UQ51-KF1.11-X3	=V1UQ51UQ1.3+V1UQ51UQ1.3-BGS/R	TPE	4	4	18	6	
=V1UQ51UQ1.4-W1	=V1UQ51KF1+V1UQ51-KF1.11-X4	=V1UQ51UQ1.4+V1UQ51UQ1.4-BGS/R	TPE	4	4	18	3	
=V1UQ51UQ1.5-W1	=V1UQ51KF1+V1UQ51-KF1.11-X5	=V1UQ51UQ1.5+V1UQ51UQ1.5-BGS/R	TPE	4	4	18	4	
=V1UQ51UQ1.6-W1	=V1UQ51KF1+V1UQ51-KF1.11-X6	=V1UQ51UQ1.6+V1UQ51UQ1.6-BGS/R	TPE	4	4	18	5	
=V1UQ51UQ2.1-W1	=V1UQ51KF1+V1UQ51-KF1.11-X7	=V1UQ51UQ2.1+V1UQ51UQ2.1-BGS/R	TPE	4	4	18	5	
=V1UQ51UQ2.2-W1	=V1UQ51KF1+V1UQ51-KF1.11-X8	=V1UQ51UQ2.2+V1UQ51UQ2.2-BGS/R	TPE	4	4	18	4	
=V1UQ51UQ2.3-W1	=V1UQ51KF1+V1UQ51-KF1.12-X1	=V1UQ51UQ2.3+V1UQ51UQ2.3-BGS/R	TPE	4	4	18	4	
=V1UQ51UQ3.1-W1	=V1UQ51KF1+V1UQ51-KF1.12-X2	=V1UQ51UQ3.1+V1UQ51UQ3.1-BGS/R	TPE	4	4	18	3	
=V1UQ51UQ3.2-W1	=V1UQ51KF1+V1UQ51-KF1.12-X3	=V1UQ51UQ3.2+V1UQ51UQ3.2-BGS/R	TPE	4	4	18	4	
=V1UQ52BG0-W1	=V1UQ52BG0+V1UQ52-XG1/2	=V1UQ52KF1+V1UQ52-KF1.15-X1	TPE	4	4	18	0.5	
=V1UQ52BG0-W1.1	=V1UQ52BG0+V1UQ52-BG01	=V1UQ52BG0+V1UQ52-XG1/2	TPE	4	3	18	5	
=V1UQ52BG0-W1.2	=V1UQ52BG0+V1UQ52-BG02	=V1UQ52BG0+V1UQ52-XG1/2	TPE	4	3	18	6	
=V1UQ52BG0-W2	=V1UQ52BG0+V1UQ52-XG3/4	=V1UQ52KF1+V1UQ52-KF1.15-X2	TPE	4	4	18	0.5	
=V1UQ52BG0-W2.1	=V1UQ52BG0+V1UQ52-BG03	=V1UQ52BG0+V1UQ52-XG3/4	TPE	4	3	18	6	
=V1UQ52BG0-W2.2	=V1UQ52BG0+V1UQ52-BG04	=V1UQ52BG0+V1UQ52-XG3/4	TPE	4	3	18	4	
=V1UQ52BG0-W3	=V1UQ52BG0+V1UQ52-XG5/6	=V1UQ52KF1+V1UQ52-KF1.15-X3	TPE	4	4	18	0.5	
=V1UQ52BG0-W3.1	=V1UQ52BG0+V1UQ52-BG05	=V1UQ52BG0+V1UQ52-XG5/6	TPE	4	3	18	4	
=V1UQ52BG0-W3.2	=V1UQ52BG0+V1UQ52-BG06	=V1UQ52BG0+V1UQ52-XG5/6	TPE	4	3	18	4	
=V1UQ52BG0-W4	=V1UQ52BG0+V1UQ52-XG7/8	=V1UQ52KF1+V1UQ52-KF1.15-X4	TPE	4	4	18	0.5	
=V1UQ52BG0-W4.1	=V1UQ52BG0+V1UQ52-BG07	=V1UQ52BG0+V1UQ52-XG7/8	TPE	4	3	18	6	
=V1UQ52BG0-W4.2	=V1UQ52BG0+V1UQ52-BG08	=V1UQ52BG0+V1UQ52-XG7/8	TPE	4	3	18	6	
=V1UQ52BG0-W5	=V1UQ52BG0+V1UQ52-XG9/10	=V1UQ52KF1+V1UQ52-KF1.15-X5	TPE	4	4	18	0.5	
=V1UQ52BG0-W5.1	=V1UQ52BG0+V1UQ52-BG09	=V1UQ52BG0+V1UQ52-XG9/10	TPE	4	3	18	6	
=V1UQ52BG0-W5.2	=V1UQ52BG0+V1UQ52-BG10	=V1UQ52BG0+V1UQ52-XG9/10	TPE	4	3	18	6	
=V1UQ52UQ1.1-W1	=V1UQ52KF1+V1UQ52-KF1.11-X1	=V1UQ52UQ1.1+V1UQ52UQ1.1-BGS/R	TPE	4	4	18	5	
=V1UQ52UQ1.2-W1	=V1UQ52KF1+V1UQ52-KF1.11-X2	=V1UQ52UQ1.2+V1UQ52UQ1.2-BGS/R	TPE	4	4	18	6	
=V1UQ52UQ1.3-W1	=V1UQ52KF1+V1UQ52-KF1.11-X3	=V1UQ52UQ1.3+V1UQ52UQ1.3-BGS/R	TPE	4	4	18	1	
=V1UQ52UQ2.1-W1	=V1UQ52KF1+V1UQ52-KF1.11-X4	=V1UQ52UQ2.1+V1UQ52UQ2.1-BGS/R	TPE	4	4	18	4	
=V1UQ52UQ2.2-W1	=V1UQ52KF1+V1UQ52-KF1.11-X5	=V1UQ52UQ2.2+V1UQ52UQ2.2-BGS/R	TPE	4	4	18	4	
=V1UQ52UQ2.3-W1	=V1UQ52KF1+V1UQ52-KF1.11-X6	=V1UQ52UQ2.3+V1UQ52UQ2.3-BGS/R	TPE	4	4	18	4	
=V1UQ52UQ2.4-W1	=V1UQ52KF1+V1UQ52-KF1.11-X7	=V1UQ52UQ2.4+V1UQ52UQ2.4-BGS/R	TPE	4	4	18	1	
=V1UQ52UQ3.1-W1	=V1UQ52KF1+V1UQ52-KF1.11-X8	=V1UQ52UQ3.1+V1UQ52UQ3.1-BGS/R	TPE	4	4	18	4	
=V1UQ52UQ3.2-W1	=V1UQ52KF1+V1UQ52-KF1.12-X1	=V1UQ52UQ3.2+V1UQ52UQ3.2-BGS/R	TPE	4	4	18	6	
=V1UQ52UQ3.3-W1	=V1UQ52KF1+V1UQ52-KF1.12-X2	=V1UQ52UQ3.3+V1UQ52UQ3.3-BGS/R	TPE	4	4	18	4	

			Date	12/6/2022	Volvo Trucks North America		Valiant TMS	Cable overview	Drawing name:	=	
			Ed.	MKLEPADLO						+	
			Appr		P6700 Firewall - Cell 2V05				Document type: EMC	Project nr: 22-16143	Page 14
Modification	Date	Name	Original		Replacement of	Replaced by	Scale 1:1				1019

Cable overview

F10_001_Cable

Cable name	Source (from)	Target (to)	cable type	all conductors	Conductors used	Cross-section [mm]	Length [m]	remark
=V1UQ52UQ4.1-W1	=V1UQ52KF1+V1UQ52-KF1.12-X3	=V1UQ52UQ4.1+V1UQ52UQ4.1-BGS/R	TPE	4	4	18	5	
=V1UQ52UQ4.2-W1	=V1UQ52KF1+V1UQ52-KF1.12-X4	=V1UQ52UQ4.2+V1UQ52UQ4.2-BGS/R	TPE	4	4	18	2	
=V1UQ52UQ4.3-W1	=V1UQ52KF1+V1UQ52-KF1.12-X5	=V1UQ52UQ4.3+V1UQ52UQ4.3-BGS/R	TPE	4	4	18	4	
=V1UQ52UQ4.4-W1	=V1UQ52KF1+V1UQ52-KF1.12-X6	=V1UQ52UQ4.4+V1UQ52UQ4.4-BGS/R	TPE	4	4	18	1	
=V1UQ52UQ4.5-W1	=V1UQ52KF1+V1UQ52-KF1.12-X7	=V1UQ52UQ4.5+V1UQ52UQ4.5-BGS/R	TPE	4	4	18	3	
=V1UQ52UQ4.6-W1	=V1UQ52KF1+V1UQ52-KF1.12-X8	=V1UQ52UQ4.6+V1UQ52UQ4.6-BGS/R	TPE	4	4	18	6	
=V1UQ52UQ5.1-W1	=V1UQ52KF1+V1UQ52-KF1.13-X1	=V1UQ52UQ5.1+V1UQ52UQ5.1-BGS/R	TPE	4	4	18	5	
=V1UQ52UQ5.2-W1	=V1UQ52KF1+V1UQ52-KF1.13-X2	=V1UQ52UQ5.2+V1UQ52UQ5.2-BGS/R	TPE	4	4	18	3	
=V1UQ52UQ5.3-W1	=V1UQ52KF1+V1UQ52-KF1.13-X3	=V1UQ52UQ5.3+V1UQ52UQ5.3-BGS/R	TPE	4	4	18	5	
=V1UQ52UQ5.4-W1	=V1UQ52KF1+V1UQ52-KF1.13-X4	=V1UQ52UQ5.4+V1UQ52UQ5.4-BGS/R	TPE	4	4	18	4	
=V1UQ52UQ6.1-W1	=V1UQ52KF1+V1UQ52-KF1.13-X5	=V1UQ52UQ6.1+V1UQ52UQ6.1-BGS/R	TPE	4	4	18	5	
=V1UQ52UQ6.2-W1	=V1UQ52KF1+V1UQ52-KF1.13-X6	=V1UQ52UQ6.2+V1UQ52UQ6.2-BGS/R	TPE	4	4	18	4	
=V1UQ52UQ7.1-W1	=V1UQ52KF1+V1UQ52-KF1.14-X1	=V1UQ52UQ7.1+V1UQ52UQ7.1-BGS/R	TPE	4	4	18	5	
=V1UQ52UQ7.2-W1	=V1UQ52KF1+V1UQ52-KF1.14-X2	=V1UQ52UQ7.2+V1UQ52UQ7.2-BGS/R	TPE	4	4	18	1	
=V1UQ52UQ8.1-W1	=V1UQ52KF2+V1UQ52-KF2.11-X4	=V1UQ52UQ8.1+V1UQ52UQ8.1-XGR/S	TPE	4	4	18	0.5	
=V1UQ52UQ8.1-W8.1	=V1UQ52UQ8.1+V1UQ52UQ8.1-BGR	=V1UQ52UQ8.1+V1UQ52UQ8.1-XGR/S	TPE	4	3	18	3	
=V1UQ52UQ8.1-W8.2	=V1UQ52UQ8.1+V1UQ52UQ8.1-BGS	=V1UQ52UQ8.1+V1UQ52UQ8.1-XGR/S	TPE	4	3	18	3	
=V1UQ52UQ8.2-W1	=V1UQ52KF2+V1UQ52-KF2.11-X5	=V1UQ52UQ8.2+V1UQ52UQ8.2-XGR/S	TPE	4	4	18	0.5	
=V1UQ52UQ8.2-W8.3	=V1UQ52UQ8.2+V1UQ52UQ8.2-BGR	=V1UQ52UQ8.2+V1UQ52UQ8.2-XGR/S	TPE	4	3	18	3	
=V1UQ52UQ8.2-W8.4	=V1UQ52UQ8.2+V1UQ52UQ8.2-BGS	=V1UQ52UQ8.2+V1UQ52UQ8.2-XGR/S	TPE	4	3	18	3	
=V1UQ52UQ9.1-W1	=V1UQ52KF1+V1UQ52-KF1.14-X5	=V1UQ52UQ9.1+V1UQ52UQ9.1-BGS/R	TPE	4	4	18	6	
=V1UQ52UQ9.2-W1	=V1UQ52KF1+V1UQ52-KF1.14-X6	=V1UQ52UQ9.2+V1UQ52UQ9.2-BGS/R	TPE	4	4	18	5	
=V1UQ52UQ10.1-W1	=V1UQ52KF1+V1UQ52-KF1.14-X7	=V1UQ52UQ10.1+V1UQ52UQ10.1-BGS/R	TPE	4	4	18	6	
=V1UQ52UQ10.2-W1	=V1UQ52KF1+V1UQ52-KF1.14-X8	=V1UQ52UQ10.2+V1UQ52UQ10.2-BGS/R	TPE	4	4	18	3	
=V1UQ52UQ11.1-W1	=V1UQ52KF2+V1UQ52-KF2.11-X1	=V1UQ52UQ11.1+V1UQ52UQ11.1-XGR/S	TPE	4	4	18	0.5	
=V1UQ52UQ11.1-W8.1	=V1UQ52UQ11.1+V1UQ52UQ11.1-BGR	=V1UQ52UQ11.1+V1UQ52UQ11.1-XGR/S	TPE	4	3	18	3	
=V1UQ52UQ11.1-W8.2	=V1UQ52UQ11.1+V1UQ52UQ11.1-BGS	=V1UQ52UQ11.1+V1UQ52UQ11.1-XGR/S	TPE	4	3	18	4	
=V1UQ52UQ12.1-W1	=V1UQ52KF2+V1UQ52-KF2.11-X2	=V1UQ52UQ12.1+V1UQ52UQ12.1-BGS/R	TPE	4	4	18	6	
=V1UQ52UQ12.2-W1	=V1UQ52KF2+V1UQ52-KF2.11-X3	=V1UQ52UQ12.2+V1UQ52UQ12.2-BGS/R	TPE	4	4	18	4	
=V1UQ52UQ13.1-W1	=V1UQ52KF1+V1UQ52-KF1.14-X3	=V1UQ52UQ13.1+V1UQ52UQ13.1-BGS/R	TPE	4	4	18	4	
=V1UQ52UQ13.2-W1	=V1UQ52KF1+V1UQ52-KF1.14-X4	=V1UQ52UQ13.2+V1UQ52UQ13.2-BGS/R	TPE	4	4	18	1	
=V1UQ53BG0-W1	=V1UQ53BG0+V1UQ53-XG1/2	=V1UQ53KF1+V1UQ53-KF1.12-X6	TPE	4	4	18	0.5	
=V1UQ53BG0-W1.1	=V1UQ53BG0+V1UQ53-BG01	=V1UQ53BG0+V1UQ53-XG1/2	TPE	4	3	18	3	
=V1UQ53BG0-W1.2	=V1UQ53BG0+V1UQ53-BG02	=V1UQ53BG0+V1UQ53-XG1/2	TPE	4	3	18	3	
=V1UQ53BG0-W2	=V1UQ53BG0+V1UQ53-BG03	=V1UQ53KF1+V1UQ53-KF1.12-X7	TPE	4	3	18	3	
=V1UQ53UQ1.1-W1	=V1UQ53KF1+V1UQ53-KF1.11-X1	=V1UQ53UQ1.1+V1UQ53UQ1.1-BGS/R	TPE	4	4	18	2	
=V1UQ53UQ1.2-W1	=V1UQ53KF1+V1UQ53-KF1.11-X2	=V1UQ53UQ1.2+V1UQ53UQ1.2-BGS/R	TPE	4	4	18	2	
=V1UQ53UQ1.3-W1	=V1UQ53KF1+V1UQ53-KF1.11-X3	=V1UQ53UQ1.3+V1UQ53UQ1.3-BGS/R	TPE	4	4	18	2	
=V1UQ53UQ1.4-W1	=V1UQ53KF1+V1UQ53-KF1.11-X4	=V1UQ53UQ1.4+V1UQ53UQ1.4-BGS/R	TPE	4	4	18	3	
=V1UQ53UQ1.5-W1	=V1UQ53KF1+V1UQ53-KF1.11-X5	=V1UQ53UQ1.5+V1UQ53UQ1.5-BGS/R	TPE	4	2	18	3	
=V1UQ53UQ2.1-W1	=V1UQ53KF1+V1UQ53-KF1.11-X6	=V1UQ53UQ2.1+V1UQ53UQ2.1-BGS/R	TPE	4	4	18	4	
=V1UQ53UQ2.2-W1	=V1UQ53KF1+V1UQ53-KF1.11-X7	=V1UQ53UQ2.2+V1UQ53UQ2.2-BGS/R	TPE	4	4	18	4	
=V1UQ53UQ2.3-W1	=V1UQ53KF1+V1UQ53-KF1.11-X8	=V1UQ53UQ2.3+V1UQ53UQ2.3-BGS/R	TPE	4	4	18	2	
=V1UQ53UQ2.4-W1	=V1UQ53KF1+V1UQ53-KF1.12-X1	=V1UQ53UQ2.4+V1UQ53UQ2.4-BGS/R	TPE	4	4	18	2	
=V1UQ53UQ3.1-W1	=V1UQ53KF1+V1UQ53-KF1.12-X2	=V1UQ53UQ3.1+V1UQ53UQ3.1-BGS/R	TPE	4	4	18	4	
=V1UQ53UQ3.2-W1	=V1UQ53KF1+V1UQ53-KF1.12-X3	=V1UQ53UQ3.2+V1UQ53UQ3.2-BGS/R	TPE	4	4	18	4	

			Date	12/6/2022	Volvo Trucks North America		Valiant TMS	Cable overview	Drawing name:	=	
			Ed.	MKLEPADLO						+	
			Appr		P6700 Firewall - Cell 2V05				Document type: EMC	Project nr: 22-16143	Page 15
Modification	Date	Name	Original		Replacement of	Replaced by	Scale 1:1				1019

Cable overview

F10_001_Cable

Cable name	Source (from)	Target (to)	cable type	all conductors	Conductors used	Cross-section [mm]	Length [m]	remark
=V1UQ53UQ3.3-W1	=V1UQ53KF1+V1UQ53-KF1.12-X4	=V1UQ53UQ3.3+V1UQ53UQ3.3-BGS/R	TPE	4	4	18	3	
=V1UQ53UQ3.4-W1	=V1UQ53KF1+V1UQ53-KF1.12-X5	=V1UQ53UQ3.4+V1UQ53UQ3.4-BGS/R	TPE	4	4	18	3	
=V1UQ54-W1			TPE	4	0	18	0.5	
=V1UQ54-W1.1			TPE	4	0	18	3	
=V1UQ54-W1.2			TPE	4	0	18	3	
=V1UQ54-W2			TPE	4	0	18	3	
=V1UQ54BG0-W1	=V1UQ54BG0+V1UQ54-XG1/2	=V1UQ54KF1+V1UQ54-KF1.12-X1	TPE	4	4	18	0.5	
=V1UQ54BG0-W1.1	=V1UQ54BG0+V1UQ54-BG01	=V1UQ54BG0+V1UQ54-XG1/2	TPE	4	3	18	3	
=V1UQ54BG0-W1.2	=V1UQ54BG0+V1UQ54-BG02	=V1UQ54BG0+V1UQ54-XG1/2	TPE	4	3	18	3	
=V1UQ54BG0-W2	=V1UQ54BG0+V1UQ54-BG03	=V1UQ54KF1+V1UQ54-KF1.12-X2	TPE	4	3	18	3	
=V1UQ54UQ1.1-W1	=V1UQ54KF1+V1UQ54-KF1.11-X1	=V1UQ54UQ1.1+V1UQ54UQ1.1-BGS/R	TPE	4	4	18	4	
=V1UQ54UQ1.2-W1	=V1UQ54KF1+V1UQ54-KF1.11-X2	=V1UQ54UQ1.2+V1UQ54UQ1.2-BGS/R	TPE	4	4	18	4	
=V1UQ54UQ1.3-W1	=V1UQ54KF1+V1UQ54-KF1.11-X3	=V1UQ54UQ1.3+V1UQ54UQ1.3-BGS/R	TPE	4	4	18	2	
=V1UQ54UQ2.1-W1	=V1UQ54KF1+V1UQ54-KF1.11-X4	=V1UQ54UQ2.1+V1UQ54UQ2.1-BGS/R	TPE	4	4	18	2	
=V1UQ54UQ2.2-W1	=V1UQ54KF1+V1UQ54-KF1.11-X5	=V1UQ54UQ2.2+V1UQ54UQ2.2-BGS/R	TPE	4	4	18	2	
=V1UQ54UQ3.1-W1	=V1UQ54KF1+V1UQ54-KF1.11-X6	=V1UQ54UQ3.1+V1UQ54UQ3.1-BGS/R	TPE	4	4	18	2	
=V1UQ54UQ3.2-W1	=V1UQ54KF1+V1UQ54-KF1.11-X7	=V1UQ54UQ3.2+V1UQ54UQ3.2-BGS/R	TPE	4	4	18	1	
=V1UQ55BG0-W1	=V1UQ55BG0+V1UQ55-XG1/2	=V1UQ55KF1+V1UQ55-KF1.12-X6	TPE	4	4	18	0.5	
=V1UQ55BG0-W1.1	=V1UQ55BG0+V1UQ55-BG01	=V1UQ55BG0+V1UQ55-XG1/2	TPE	4	3	18	3	
=V1UQ55BG0-W1.2	=V1UQ55BG0+V1UQ55-BG02	=V1UQ55BG0+V1UQ55-XG1/2	TPE	4	3	18	2	
=V1UQ55BG0-W2	=V1UQ55BG0+V1UQ55-BG03	=V1UQ55KF1+V1UQ55-KF1.12-X7	TPE	4	3	18	3	
=V1UQ55UQ1.1-W1	=V1UQ55KF1+V1UQ55-KF1.11-X1	=V1UQ55UQ1.1+V1UQ55UQ1.1-BGS/R	TPE	4	4	18	2	
=V1UQ55UQ1.2-W1	=V1UQ55KF1+V1UQ55-KF1.11-X2	=V1UQ55UQ1.2+V1UQ55UQ1.2-BGS/R	TPE	4	4	18	1	
=V1UQ55UQ1.3-W1	=V1UQ55KF1+V1UQ55-KF1.11-X3	=V1UQ55UQ1.3+V1UQ55UQ1.3-BGS/R	TPE	4	4	18	4	
=V1UQ55UQ1.4-W1	=V1UQ55KF1+V1UQ55-KF1.11-X4	=V1UQ55UQ1.4+V1UQ55UQ1.4-BGS/R	TPE	4	4	18	3	
=V1UQ55UQ2.1-W1	=V1UQ55KF1+V1UQ55-KF1.11-X5	=V1UQ55UQ2.1+V1UQ55UQ2.1-BGS/R	TPE	4	4	18	3	
=V1UQ55UQ2.2-W1	=V1UQ55KF1+V1UQ55-KF1.11-X6	=V1UQ55UQ2.2+V1UQ55UQ2.2-BGS/R	TPE	4	4	18	1	
=V1UQ55UQ2.3-W1	=V1UQ55KF1+V1UQ55-KF1.11-X7	=V1UQ55UQ2.3+V1UQ55UQ2.3-BGS/R	TPE	4	4	18	4	
=V1UQ55UQ2.4-W1	=V1UQ55KF1+V1UQ55-KF1.11-X8	=V1UQ55UQ2.4+V1UQ55UQ2.4-BGS/R	TPE	4	4	18	3	
=V1UQ55UQ2.5-W1	=V1UQ55KF1+V1UQ55-KF1.12-X1	=V1UQ55UQ2.5+V1UQ55UQ2.5-BGS/R	TPE	4	4	18	2	
=V1UQ55UQ3.1-W1	=V1UQ55KF1+V1UQ55-KF1.12-X2	=V1UQ55UQ3.1+V1UQ55UQ3.1-BGS/R	TPE	4	4	18	3	
=V1UQ55UQ3.2-W1	=V1UQ55KF1+V1UQ55-KF1.12-X3	=V1UQ55UQ3.2+V1UQ55UQ3.2-BGS/R	TPE	4	4	18	2	
=V1UQ55UQ3.3-W1	=V1UQ55KF1+V1UQ55-KF1.12-X4	=V1UQ55UQ3.3+V1UQ55UQ3.3-BGS/R	TPE	4	4	18	2	
=V1UQ55UQ3.4-W1	=V1UQ55KF1+V1UQ55-KF1.12-X5	=V1UQ55UQ3.4+V1UQ55UQ3.4-BGS/R	TPE	4	4	18	1	
=V1UN1PF1-W1.1	=V1UN1KF1+V1UN1-KF1.11	=V1UN1PF1+V1UN1-PF1-Branch1	TPE	4	4	18	8	
=V1UN1PF1-W1.2	=V1UN1KF1+V1UN1-KF1.11	=V1UN1PF1+V1UN1-PF1-Branch2	TPE	4	4	18	8	
=V1PF1WC3-W1	=V1PF1WC3+V1PF1UC01-XG1-X1	=V1WC3+V1UC12-XD2	TPU	3	3	12	30	
		=V1WC3+V1UC12-PE						
=V1AR11UQ41KF1-W1	=V1AR11UQ41KF1+V1AR11UQ41-KF1-X20	=V1AR11UQ41KF1+V1AR11UQ41-R3.CP/CS	TPU	5	5	16	2	
=V1AR12UQ41KF1-W1	=V1AR12UQ41KF1+V1AR12UQ41-KF1-X20	=V1AR12UQ41KF1+V1AR12UQ41-R3.CP/CS	TPU	5	5	16	2	
=V1AR13UQ41KF1-W1	=V1AR13UQ41KF1+V1AR13UQ41-KF1-X20	=V1AR13UQ41KF1+V1AR13UQ41-R3.CP/CS	TPU	5	5	16	2	
=V1AR14UQ41KF1-W1	=V1AR14UQ41KF1+V1AR14UQ41-KF1-X20	=V1AR14UQ41KF1+V1AR14UQ41-R3.CP/CS	TPU	5	5	16	2	
=V1AR41UQ41KF1-W1	=V1AR41UQ41KF1+V1AR41UQ41-KF1-X20	=V1AR41UQ41KF1+V1AR41UQ41-R3.CP/CS	TPU	5	5	16	2	
=V1AR42UQ41KF1-W1	=V1AR42UQ41KF1+V1AR42UQ41-KF1-X20	=V1AR42UQ41KF1+V1AR42UQ41-R3.CP/CS	TPU	5	5	16	2	
=V1FQ1-W1			TPU	5	0	16	25	
=V1FQ1-W2			TPU	5	0	16	20	

Cable overview

F10_001_Cable

Cable name	Source (from)	Target (to)	cable type	all conductors	Conductors used	Cross-section [mm]	Length [m]	remark
=V1FQ1-W3	=V1FQ1+V1FQ1BG2-BG2-X2	=V1FQ1+V1FQ1BG3-BG3-X1	TPU	5	5	16	15	
=V1FQ1-W4	=V1FQ1+V1FQ1BG3-BG3-X2	=V1FQ1+V1FQ1BG4-BG4-X1	TPU	5	5	16	15	
=V1FQ1-W5			TPU	5	0	16	30	
=V1FQ1-W6	=V1FQ1+V1FQ1BG5-BG5-X2	=V1FQ1+V1FQ1BG6-BG6-X1	TPU	5	5	16	30	
=V1GL1UQ51KF1-W3.1	=V1GL1UQ51KF1+V1GL1UQ51-KF1-X20	=V1GL1UQ51WC4+V1GL1UQ51-XG51	TPU	5	5	16	5	
=V1GL1UQ51KF2-W3.2	=V1GL1UQ51KF2+V1GL1UQ51-KF2-X20	=V1GL1UQ51WC4+V1GL1UQ51-XG51	TPU	5	5	16	5	
=V1GL1UQ51WC4-W3	=V1GL1WC4+V1GL1-UCMS1	=V1GL1UQ51WC4+V1GL1UQ51-XG51	TPU	5	5	16	5	
=V1GL1WC4-W1	=V1GL1WC4+V1GL1-W1	=V1WC4+V1UC11-XD151	TPU	5	5	16	30	
=V1GL1WC4-W2	=V1GL1WC4+V1GL1-UCMS1	=V1GL1WC4+V1GL1-W1	TPU	5	5	16	15	
=V1GL1WC4-W4	=V1GL1WC4+V1GL1-W4	=V1WC4+V1UC11-XD171	TPU	5	5	16	30	
=V1GL1WC4-W5	=V1GL1WC4+V1GL1-W4	=V1GL1KF1+V1GL1-KF1-I1	TPU	5	5	16	15	
=V1GL2UQ51KF1-W3.1	=V1GL2UQ51KF1+V1GL2UQ51-KF1-X20	=V1GL2UQ51WC4+V1GL2UQ51-XG51	TPU	5	5	16	1	
=V1GL2UQ51KF2-W3.2	=V1GL2UQ51KF2+V1GL2UQ51-KF2-X20	=V1GL2UQ51WC4+V1GL2UQ51-XG51	TPU	5	5	16	5	
=V1GL2UQ51WC4-W3	=V1GL2WC4+V1GL2-UCMS1	=V1GL2UQ51WC4+V1GL2UQ51-XG51	TPU	5	5	16	5	
=V1GL2WC4-W1	=V1GL2WC4+V1GL2-W1	=V1WC4+V1UC12-XD151	TPU	5	5	16	30	
=V1GL2WC4-W2	=V1GL2WC4+V1GL2-UCMS1	=V1GL2WC4+V1GL2-W1	TPU	5	5	16	15	
=V1GL2WC4-W4	=V1GL2WC4+V1GL2-W4	=V1WC4+V1UC12-XD171	TPU	5	5	16	30	
=V1GL2WC4-W5	=V1GL2WC4+V1GL2-W4	=V1GL2KF1+V1GL2-KF1-I1	TPU	5	5	16	15	
=V1GL14UQ51KF1-W1	=V1WC4+V1UC14-XD171	=V1GL14UQ51KF1+V1GL14UQ51-KF1-X20	TPU	5	5	16	20	
=V1PF1KF1-W1	=V1PF1KF1+V1PF1-KF1-X20	=V1UN1KF1+V1UN1-KF1.11	TPU	5	4	16	6	
=V1PZ1PF1-W1			TPU	10	0	16	30	
=V1PZ1PF2-W1			TPU	10	0	16	30	
=V1SF0PG3-W1	=V1SF0PG3+V1UC51-XD1	=V1WC4+V1UC11-XD51	TPU	5	4	16	30	
=V1SF0PG4-W1	=V1SF0PG4+V1UC52-XD1	=V1WC4+V1UC12-XD81	TPU	5	4	16	30	
=V1UN1KF1-W1	=V1WC4+V1UC14-XD181	=V1UN1KF1+V1UN1-KF1.11	TPU	5	4	16	20	
=V1UQ51KF1-W1	=V1WC4+V1UC11-XD161	=V1UQ51KF1+V1UQ51-KF1-X20	TPU	5	5	16	30	
=V1UQ52KF1-W1.1	=V1UQ52KF1+V1UQ52-KF1-X20	=V1UQ52WC4+V1UQ52-XG51	TPU	5	5	16	5	
=V1UQ52KF2-W1.2	=V1UQ52KF2+V1UQ52-KF2-X20	=V1UQ52WC4+V1UQ52-XG51	TPU	5	5	16	5	
=V1UQ52WC4-W1	=V1WC4+V1UC15-XD151	=V1UQ52WC4+V1UQ52-XG51	TPU	5	5	16	25	
=V1UQ53KF1-W1	=V1WC4+V1UC15-XD161	=V1UQ53KF1+V1UQ53-KF1-X20	TPU	5	5	16	25	
=V1UQ54KF1-W1	=V1WC4+V1UC14-XD151	=V1UQ54KF1+V1UQ54-KF1-X20	TPU	5	5	16	30	
=V1UQ55KF1-W1	=V1WC4+V1UC14-XD161	=V1UQ55KF1+V1UQ55-KF1-X20	TPU	5	5	16	25	
=V1WC4-W1	=V1WC4+V1UC12-XD51	=V1WC4+V1UC32-XD1	TPU	5	4	16	30	
=V1WC4-W1	=V1WC4+V1UC12-XD71	=V1WC4+V1UC33-XD1	TPU	5	4	16	30	

Parts list

F01_001

Device tag	Quantity	Designation	Type number	Supplier	Part number
	9	Mounting rail EN 50 022 (35x7,5)	TS 35_7,5		TS 35_7,5

&EMC/17

+KH0/1

			Date	11/26/2022	Volvo Trucks North America		Valiant TMS	Parts list : TS 35_7,5 - TS 35_7,5	Drawing name: =2V05&EFS-EL	=	
			Ed.	MKLEPADLO						+	
			Appr		P6700 Firewall - Cell 2V05				Document type: EPB	Project nr: 22-16143	Page 1
Modification	Date	Name	Original		Replacement of	Replaced by	Scale 1:1				1019

Parts list

F01_001

Device tag	Quantity	Designation	Type number	Supplier	Part number
=KH0-W1-XD2	1	MALE 5-PIN M12 FIELD ATTACHABLE CONNECTOR	BS 8251-0/PG9	TURCK	TUR.BS 8251-0/PG9

			Date	11/26/2022	Volvo Trucks North America		Valiant TMS	Parts list : TUR.BS 8251-0/PG9 - TUR.BS 8251-0/PG9	Drawing name: =2V05&EFS-EL	=	
			Ed.	MKLEPADLO						+ KH0	
			Appr		P6700 Firewall - Cell 2V05		Scale 1:1		Document type: EPB	Project nr: 22-16143	Page 1
Modification	Date	Name	Original		Replacement of	Replaced by					1019

Parts list

F01_001

Device tag	Quantity	Designation	Type number	Supplier	Part number
=KF0-M1	1	Ground bar kit, 5 positions.	ECGB5	SIE	US2.ECGB5
=KF0-M1	1	Wiring Duct Covers, PVC	C1.5LG6	PAN	PAN.C1.5LG6
=KF0-M1	1	Wiring Duct Covers, PVC	C1LG6	PAN	PAN.C1LG6
=KF0-M1	1	Wide Slotted Wiring Duct, PVC	G1.5X4LG6	PAN	PAN.G1.5X4LG6
=KF0-M1	1	Wide Slotted Wiring Duct, PVC	G1X4LG6	PAN	PAN.G1X4LG6
=KF0-M1	1	STAND.SECTIONAL RAIL 35MM, LENGTH 483MM	6ES5710-8MA11	Siemens AG	SIE.6ES5710-8MA11
=KF0-UC31	1	PC PC enclosure system, WHD: 800x1600x600 mm, Sheet steel	PC.5386050	RIT	RIT.5386050
=KF0-UC31	1				TS 8617.580
=KF0-UC31	1				TS 8640.003
=KF0-UC31	1				TS 8640.033
=KF0-UC91	1	Pushbutton Enclosure, Type 12, 4PB, 22.5mm holes, 10.00Hx3.25Wx2.75D, Gray, Steel	E4PBG	HOFFMAN	HOF.E4PBG
=KF0-UC91	1	Hol-Sealers Hole Seal, 1.22" diameter, Gray, Steel	ASPBG	HOFFMAN	ASPBG
=KF0-UC92	1	Pushbutton Enclosure, Type 12, 4PB, 22.5mm holes, 10.00Hx3.25Wx2.75D, Gray, Steel	E4PBG	HOFFMAN	HOF.E4PBG
=KF0-UC92	1	LEGEND PLATET KTC15-1005	KTC15-1005		ABB.1SFA616915R1005
=KF0-UC92	1	Hol-Sealers Hole Seal, 1.22" diameter, Gray, Steel	ASPBG	HOFFMAN	ASPBG
=KF0KF1-KF1.31	1	CPU 1517F-3 PN/DP, 3MB PROG., 8MB DATA	6ES7517-3FP00-0AB0	SIE	SIE.6ES7517-3FP00-0AB0
=KF0KF1-KF1.31	1	SIMATIC S7 MEMORY CARD, 2 GB	6ES7954-8LP03-0AA0	SIE	SIE.6ES7954-8LP03-0AA0
=KF0KF1-KF1.31	1	MOUNTING RAIL 245MM (9.6")	6ES7590-1AC40-0AA0	SIE	SIE.6ES7590-1AC40-0AA0
=KF0KF1-KF31	1				SIE.6ES7155-6AA01-0BN0_subassembly
=KF0KF1-KF31	1	ET200SP, SERVERMODULE	6ES7193-6PA00-0AA0		SIE.6ES7193-6PA00-0AA0
=KF0KF1-KF31.11	1	ET 200SP, DI 16x 24V DC ST, PU 1	6ES7131-6BH01-0BA0	SIE	SIE.6ES7131-6BH01-0BA0
=KF0KF1-KF31.11	1	BASEUNIT TYPE A0, BU15-P16+A0+2D	6ES7193-6BP00-0DA0	SIE	SIE.6ES7193-6BP00-0DA0
=KF0KF1-KF31.21	1	ET 200SP, DQ 16x 24V DC/0,5A ST, PU 1	6ES7132-6BH01-0BA0	SIE	SIE.6ES7132-6BH01-0BA0
=KF0KF1-KF31.21	1	BASEUNIT TYPE A0, BU15-P16+A0+2D	6ES7193-6BP00-0DA0	SIE	SIE.6ES7193-6BP00-0DA0
=KF0KF1-KF31.31	1	ET 200SP, El-Mod., F-DI 8x24VDC HF	6ES7136-6BA01-0CA0	SIE	SIE.6ES7136-6BA01-0CA0
=KF0KF1-KF31.31	1	BASEUNIT TYPE A0, BU15-P16+A0+2D	6ES7193-6BP00-0DA0	SIE	SIE.6ES7193-6BP00-0DA0
=KF0KF1-KF99.31	1	SCALANCE S615	6GK5615-0AA00-2AA2	SIE	SIE.6GK5615-0AA00-2AA2
=KF0KF1-KF100.31	1	SCALANCE XC216	6GK5216-0BA00-2AC2	SIE	SIE.6GK5216-0BA00-2AC2
=KF0KF1-KF100.31-P6	1	Profinet cable - RJ45 plug to M12 Female receptacle; 1m long	RJ45S FKSDED 423-1M	TURCK	TUR.RJ45S FKSDED 423-1M
=KF0KF1-KF100.31-P7	1	Profinet cable - RJ45 plug to M12 Female receptacle; 1m long	RJ45S FKSDED 423-1M	TURCK	TUR.RJ45S FKSDED 423-1M
=KF0KF1-KF100.31-P8	1	Profinet cable - RJ45 plug to M12 Female receptacle; 1m long	RJ45S FKSDED 423-1M	TURCK	TUR.RJ45S FKSDED 423-1M
=KF0KF1-KF100.31-P9	1	Profinet cable - RJ45 plug to M12 Female receptacle; 1m long	RJ45S FKSDED 423-1M	TURCK	TUR.RJ45S FKSDED 423-1M
=KF0KF1-KF100.31-P10	1	Profinet cable - RJ45 plug to M12 Female receptacle; 1m long	RJ45S FKSDED 423-1M	TURCK	TUR.RJ45S FKSDED 423-1M
=KF0KF1-KF100.31-P11	1	Profinet cable - RJ45 plug to M12 Female receptacle; 1m long	RJ45S FKSDED 423-1M	TURCK	TUR.RJ45S FKSDED 423-1M
=KF0KF1-KF100.31-P12	1	Profinet cable - RJ45 plug to M12 Female receptacle; 1m long	RJ45S FKSDED 423-1M	TURCK	TUR.RJ45S FKSDED 423-1M
=KF0KF1-KF100.31-P13	1	Profinet cable - RJ45 plug to M12 Female receptacle; 1m long	RJ45S FKSDED 423-1M	TURCK	TUR.RJ45S FKSDED 423-1M
=KF0KF1-KF100.31-P14	1	Profinet cable - RJ45 plug to M12 Female receptacle; 1m long	RJ45S FKSDED 423-1M	TURCK	TUR.RJ45S FKSDED 423-1M
=KF0KF1-KF100.31-P15	1	Profinet cable - RJ45 plug to M12 Female receptacle; 1m long	RJ45S FKSDED 423-1M	TURCK	TUR.RJ45S FKSDED 423-1M
=KF0KF1-KF100.31-P16	1	Profinet cable - RJ45 plug to M12 Female receptacle; 1m long	RJ45S FKSDED 423-1M	TURCK	TUR.RJ45S FKSDED 423-1M
=KF0KF1-XG1	1				4000-73000-0180000
=KF0KF1-XG2	1				4000-73000-0180000
=KF0PZ1-PF1	1	Signaling column connection element for pipe mounting incl. end cover and seal	8WD4408-0AA	SIE	SIE.8WD4408-0AA
=KF0PZ1-PF1	1	Tube with foot, tube length 100 mm, accessory for signaling columns 8WD44, D=70 mm	8WD4308-0DA	SIEMENS	SIE.8WD4308-0DA
=KF0PZ1-PF1	1	Signaling column multifunctional siren element different sounds can be set 24 V	8WD4420-0EA2		SIE.8WD4420-0EA2
=KF0PZ1-PF1	1	Signaling column continuous light element LED red, 24 V AC/DC	8WD4420-5AB	SIE	SIE.8WD4420-5AB
=KF0PZ1-PF1	1	Signaling column continuous light element LED green, 24 V AC/DC	8WD4420-5AC	SIE	SIE.8WD4420-5AC
=KF0WC3-FC1	1	Miniature Circuit Breaker - SU200 M - 1P - C - 10 A	SU201M-C10	ABB	ABB.2CDS271337R0104
=KF0WC3-FC1	1	S2C-H6RU - Auxiliary Contact	S2C-H6RU	ABB	ABB.2CDS200914R0001
=KF0WC3-FC2	1	Miniature Circuit Breaker - SU200 M - 1P - C - 10 A	SU201M-C10	ABB	ABB.2CDS271337R0104
=KF0WC3-FC2	1	S2C-H6RU - Auxiliary Contact	S2C-H6RU	ABB	ABB.2CDS200914R0001
=KF0WC4-FC11	1	4x3-10A	6EP1961-2BA41	SIE	SIE.6EP1961-2BA41
=KF0WC4-GA1	1	SITOP UPS1600	6EP4134-3AB00-2AY0		SIE.6EP4134-3AB00-2AY0
=KF0WC4-GB1	1	SITOP UPS1100	6EP4134-0GB00-0AY0	SIE	SIE.6EP4134-0GB00-0AY0
=KF0WC4-TA1	1	SITOP PSU6200 1ph 24 V/20 A	6EP3336-7SB00-3AX0		SIE.6EP3336-7SB00-3AX0

Parts list

F01_001

Device tag	Quantity	Designation	Type number	Supplier	Part number
=KF0FQ0-SF1	1	EMERGENCY STOP CE4T-10R-02	CE4T-10R-02	ABB	ABB.1SFA619550R1051
=KF0FQ0-SF1	1	LEGEND PLATET KTC15-1005	KTC15-1005		ABB.1SFA616915R1005
=KF0SF1-SF5	1	PUSHBUTTON CP1-10G-20	CP1-10G-20	ABB	ABB.1SFA619100R1022
=KF0SF1-SF6	1	PUSHBUTTON CP1-10Y-20	CP1-10Y-20	ABB	ABB.1SFA619100R1023

+UC31/1

+.UC92/1

			Date	11/26/2022	Volvo Trucks North America		Valiant TMS	Parts list : ABB.1SFA619550R1051 - ABB.1SFA619100R1023	Drawing name: =2V05&EFS-EL	=	
			Ed.	MKLEPADLO						+ UC31UC91	
			Appr		P6700 Firewall - Cell 2V05		Scale 1:1		Document type: EPB	Project nr: 22-16143	Page 1
Modification	Date	Name	Original		Replacement of	Replaced by					1019

Parts list

F01_001

Device tag	Quantity	Designation	Type number	Supplier	Part number
=KF0SF1-SF1/PF1	1	PUSHBUTTON CP1-11R-10 24V AC/DC	CP1-11R-10	ABB	ABB.1SFA619100R1111
=KF0SF1-SF2	1	PUSHBUTTON CP1-10B-20	CP1-10B-20	ABB	ABB.1SFA619100R1026
=KF0SF1-SF3/PF3	1	PUSHBUTTON CP1-11C-10	CP1-11C-10	ABB	ABB.1SFA619100R1118
=KF0SF1-SF4	1	SELECTOR SWITCH C2SS1-10B-10	C2SS1-10B-10	ABB	ABB.1SFA619200R1016

Parts list

F01_001

Device tag	Quantity	Designation	Type number	Supplier	Part number
=FQ0V1SF1S01-SF1	1	EMERGENCY STOP CE4T-10R-02	CE4T-10R-02	ABB	ABB.1SFA619550R1051
=FQ0V1SF1S01-SF1	1	LEGEND PLATET KTC15-1005	KTC15-1005		ABB.1SFA616915R1005

+UC31UC92/1

+UC33/1

			Date	11/26/2022	Volvo Trucks North America		Valiant TMS	Parts list : ABB.1SFA619550R1051 - ABB.1SFA616915R1005	Drawing name: =2V05&EFS-EL	=	
			Ed.	MKLEPADLO						+ UC32	
			Appr		P6700 Firewall - Cell 2V05				Document type: EPB	Project nr: 22-16143	Page 1
Modification	Date	Name	Original		Replacement of	Replaced by	Scale 1:1				1019

Parts list

F01_001

Device tag	Quantity	Designation	Type number	Supplier	Part number
=FQ0V1SF1S01-SF1	1	EMERGENCY STOP CE4T-10R-02	CE4T-10R-02	ABB	ABB.1SFA619550R1051
=FQ0V1SF2S01-SF1	1	EMERGENCY STOP CE4T-10R-02	CE4T-10R-02	ABB	ABB.1SFA619550R1051
=FQ0V1SF2S01-SF1	1	LEGEND PLATET KTC15-1005	KTC15-1005		ABB.1SFA616915R1005

+UC32/1

+V1AR11UQ41/1

			Date	11/26/2022	Volvo Trucks North America		Valiant TMS	Parts list : ABB.1SFA619550R1051 - ABB.1SFA616915R1005	Drawing name: =2V05&EFS-EL	=
			Ed.	MKLEPADLO						+ UC33
			Appr		P6700 Firewall - Cell 2V05				Document type: EPB	Project nr: 22-16143
Modification	Date	Name	Original		Replacement of	Replaced by	Scale 1:1			Page 1 / 1019

Parts list

F01_001

Device tag	Quantity	Designation	Type number	Supplier	Part number
=V1AR11UQ41BG0-BG01	1	Inductive sensor	NI50U-CK40-AP6X2-H1141/S1590 W/BS4_A	Turck	TUR.1625891
=V1AR11UQ41BG0-BG02	1	Inductive sensor	NI50U-CK40-AP6X2-H1141/S1590 W/BS4_A	Turck	TUR.1625891
=V1AR11UQ41BG0-BG03	1	Inductive sensor	NI50U-CK40-AP6X2-H1141/S1590 W/BS4_A	Turck	TUR.1625891
=V1AR11UQ41BG0-XG1/2	1	Y splitter	U2-30676	TURCK	TUR.VB2-FSM 4.4/2FKM 4/S3450
=V1AR11UQ41KF1-KF1	0	Bus node	CPX-FB33	FES	FES.548755
=V1AR11UQ41KF1-KF1	0	Interlinking block	CPX-M-GE-EV-S-7/8-5POL	FES	FES.550208
=V1AR11UQ41KF1-KF1.11	0	Manifold block	CPX-M-AB-8-M12X2-5POL	FES	FES.549335
=V1AR11UQ41KF1-KF1.12	0	Manifold block	CPX-M-AB-8-M12X2-5POL	FES	FES.549335

+UC33/1

+.AR11UQ41UQ1.1/1

			Date	11/26/2022	Volvo Trucks North America		Valiant TMS	Parts list : TUR.1625891 - FES.549335	Drawing name: =2V05&EFS-EL	= + V1AR11UQ41	
			Ed.	MKLEPADLO							
			Appr		P6700 Firewall - Cell 2V05				Document type: EPB	Project nr: 22-16143	Page 1
Modification	Date	Name	Original		Replacement of	Replaced by	Scale 1:1				1019

Parts list

F01_001

Device tag	Quantity	Designation	Type number	Supplier	Part number
=V1AR11UQ41UQ1.1-BGS/R	1	Inductive sensor Monitoring Kit for Power Clamps	1324638	TUNKERS	TUN.1324638

Parts list

F01_001

Device tag	Quantity	Designation	Type number	Supplier	Part number
=V1AR11UQ41UQ1.2-BGS/R	1	Inductive sensor Monitoring Kit for Power Clamps	1324638	TUNKERS	TUN.1324638

+.AR11UQ41UQ1.1/1

+.AR11UQ41UQ1.3/1

			Date	11/26/2022	Volvo Trucks North America		Valiant TMS	Parts list : TUN.1324638 - TUN.1324638	Drawing name: =2V05&EFS-EL	=	
			Ed.	MKLEPADLO						+ V1AR11UQ41UQ1.2	
			Appr		P6700 Firewall - Cell 2V05				Document type: EPB	Project nr: 22-16143	Page 1
Modification	Date	Name	Original		Replacement of	Replaced by	Scale 1:1				1019

Parts list

F01_001

Device tag	Quantity	Designation	Type number	Supplier	Part number
=V1AR11UQ41UQ1.3-BGS/R	1	Inductive sensor Monitoring Kit for Power Clamps	1324638	TUNKERS	TUN.1324638

+.AR11UQ41UQ1.2/1

+.AR11UQ41UQ1.4/1

			Date	11/26/2022	Volvo Trucks North America		Valiant TMS	Parts list : TUN.1324638 - TUN.1324638	Drawing name: =2V05&EFS-EL	=	
			Ed.	MKLEPADLO						+ V1AR11UQ41UQ1.3	
			Appr		P6700 Firewall - Cell 2V05				Document type: EPB	Project nr: 22-16143	Page 1
Modification	Date	Name	Original		Replacement of	Replaced by	Scale 1:1				1019

Parts list

F01_001

Device tag	Quantity	Designation	Type number	Supplier	Part number
=V1AR11UQ41UQ1.4-BGS/R	1	Inductive sensor Monitoring Kit for Power Clamps	1324638	TUNKERS	TUN.1324638

+.AR11UQ41UQ1.3/1

+.AR11UQ41UQ1.5/1

			Date	11/26/2022	Volvo Trucks North America		Valiant TMS	Parts list : TUN.1324638 - TUN.1324638	Drawing name: =2V05&EFS-EL	=	
			Ed.	MKLEPADLO						+ V1AR11UQ41UQ1.4	
			Appr		P6700 Firewall - Cell 2V05				Document type: EPB	Project nr: 22-16143	Page 1
Modification	Date	Name	Original		Replacement of	Replaced by	Scale 1:1				1019

Parts list

F01_001

Device tag	Quantity	Designation	Type number	Supplier	Part number
=V1AR11UQ41UQ1.5-BGS/R	1	Inductive sensor Monitoring Kit for Power Clamps	1324638	TUNKERS	TUN.1324638

Parts list

F01_001

Device tag	Quantity	Designation	Type number	Supplier	Part number
=V1AR11UQ41UQ1.6-BGS/R	1	Inductive sensor Monitoring Kit for Power Clamps	1324638	TUNKERS	TUN.1324638

+.AR11UQ41UQ1.5/1

+.AR12UQ41/1

			Date	11/26/2022	Volvo Trucks North America		Valiant TMS	Parts list : TUN.1324638 - TUN.1324638	Drawing name: =2V05&EFS-EL	=	
			Ed.	MKLEPADLO						+ V1AR11UQ41UQ1.6	
			Appr		P6700 Firewall - Cell 2V05		Scale 1:1		Document type: EPB	Project nr: 22-16143	Page 1
Modification	Date	Name	Original		Replacement of	Replaced by					1019

Parts list

F01_001

Device tag	Quantity	Designation	Type number	Supplier	Part number
=V1AR12UQ41BG0-BG01	1	Inductive sensor	NI50U-CK40-AP6X2-H1141/S1590 W/BS4_A	Turck	TUR.1625891
=V1AR12UQ41BG0-BG02	1	Inductive sensor	NI50U-CK40-AP6X2-H1141/S1590 W/BS4_A	Turck	TUR.1625891
=V1AR12UQ41BG0-XG1/2	1	Y splitter	U2-30676	TURCK	TUR.VB2-FSM 4.4/2FKM 4/S3450
=V1AR12UQ41KF1-KF1	0	Bus node	CPX-FB33	FES	FES.548755
=V1AR12UQ41KF1-KF1	0	Interlinking block	CPX-M-GE-EV-S-7/8-5POL	FES	FES.550208
=V1AR12UQ41KF1-KF1.11	0	Manifold block	CPX-M-AB-8-M12X2-5POL	FES	FES.549335
=V1AR12UQ41KF1-KF1.12	0	Manifold block	CPX-M-AB-8-M12X2-5POL	FES	FES.549335

Parts list

F01_001

Device tag	Quantity	Designation	Type number	Supplier	Part number
=V1AR12UQ41UQ1.1-BGS/R	1	Inductive sensor Monitoring Kit for Power Clamps	NI2-Q6.5-0.16-BDS-2AP6X3-H1141/S34	TURCK	TUR.1650110

+V1AR12UQ41/1

+.AR12UQ41UQ1.2/1

			Date	11/26/2022	Volvo Trucks North America		Valiant TMS	Parts list : TUR.1650110 - TUR.1650110	Drawing name: =2V05&EFS-EL	=	
			Ed.	MKLEPADLO						+ V1AR12UQ41UQ1.1	
			Appr		P6700 Firewall - Cell 2V05				Document type: EPB	Project nr: 22-16143	Page 1
Modification	Date	Name	Original		Replacement of	Replaced by	Scale 1:1				1019

Parts list

F01_001

Device tag	Quantity	Designation	Type number	Supplier	Part number
=V1AR12UQ41UQ1.2-BGS/R	1	Inductive sensor Monitoring Kit for Power Clamps	NI2-Q6.5-0.16-BDS-2AP6X3-H1141/S34	TURCK	TUR.1650110

+.AR12UQ41UQ1.1/1

+.AR12UQ41UQ2.1/1

			Date	11/26/2022	Volvo Trucks North America		Valiant TMS	Parts list : TUR.1650110 - TUR.1650110	Drawing name: =2V05&EFS-EL	=	
			Ed.	MKLEPADLO						+ V1AR12UQ41UQ1.2	
			Appr		P6700 Firewall - Cell 2V05				Document type: EPB	Project nr: 22-16143	Page 1
Modification	Date	Name	Original		Replacement of	Replaced by	Scale 1:1				1019

Parts list

F01_001

Device tag	Quantity	Designation	Type number	Supplier	Part number
=V1AR12UQ41UQ2.1-BGS/R	1	Inductive sensor Monitoring Kit for Power Clamps	1324638	TUNKERS	TUN.1324638

+.AR12UQ41UQ1.2/1

+.AR12UQ41UQ2.2/1

			Date	11/26/2022	Volvo Trucks North America		Valiant TMS	Parts list : TUN.1324638 - TUN.1324638	Drawing name: =2V05&EFS-EL	=	
			Ed.	MKLEPADLO						+ V1AR12UQ41UQ2.1	
			Appr		P6700 Firewall - Cell 2V05				Document type: EPB	Project nr: 22-16143	Page 1
Modification	Date	Name	Original		Replacement of	Replaced by	Scale 1:1				1019

Parts list

F01_001

Device tag	Quantity	Designation	Type number	Supplier	Part number
=V1AR12UQ41UQ2.2-BGS/R	1	Inductive sensor Monitoring Kit for Power Clamps	1324638	TUNKERS	TUN.1324638

+.AR12UQ41UQ2.1/1

+.AR12UQ41UQ2.3/1

			Date	11/26/2022	Volvo Trucks North America		Valiant TMS	Parts list : TUN.1324638 - TUN.1324638	Drawing name: =2V05&EFS-EL	=	
			Ed.	MKLEPADLO						+ V1AR12UQ41UQ2.2	
			Appr		P6700 Firewall - Cell 2V05				Document type: EPB	Project nr: 22-16143	Page 1
Modification	Date	Name	Original		Replacement of	Replaced by	Scale 1:1				1019

Parts list

F01_001

Device tag	Quantity	Designation	Type number	Supplier	Part number
=V1AR12UQ41UQ2.3-BGS/R	1	Inductive sensor Monitoring Kit for Power Clamps	1324638	TUNKERS	TUN.1324638

+.AR12UQ41UQ2.2/1

+.AR12UQ41UQ2.4/1

			Date	11/26/2022	Volvo Trucks North America		Valiant TMS	Parts list : TUN.1324638 - TUN.1324638	Drawing name: =2V05&EFS-EL	=	
			Ed.	MKLEPADLO						+ V1AR12UQ41UQ2.3	
			Appr		P6700 Firewall - Cell 2V05				Document type: EPB	Project nr: 22-16143	Page 1
Modification	Date	Name	Original		Replacement of	Replaced by	Scale 1:1				1019

Parts list

F01_001

Device tag	Quantity	Designation	Type number	Supplier	Part number
=V1AR12UQ41UQ2.4-BGS/R	1	Inductive sensor Monitoring Kit for Power Clamps	1324638	TUNKERS	TUN.1324638

+.AR12UQ41UQ2.3/1

+.AR13UQ41/1

			Date	11/26/2022	Volvo Trucks North America		Valiant TMS	Parts list : TUN.1324638 - TUN.1324638	Drawing name: =2V05&EFS-EL	=	
			Ed.	MKLEPADLO						+ V1AR12UQ41UQ2.4	
			Appr		P6700 Firewall - Cell 2V05		Scale 1:1		Document type: EPB	Project nr: 22-16143	Page 1
Modification	Date	Name	Original		Replacement of	Replaced by					1019

Parts list

F01_001

Device tag	Quantity	Designation	Type number	Supplier	Part number
=V1AR13UQ41BG0-BG01	1	Inductive sensor	NI50U-CK40-AP6X2-H1141/S1590 W/BS4_A	Turck	TUR.1625891
=V1AR13UQ41BG0-BG02	1	Inductive sensor	NI50U-CK40-AP6X2-H1141/S1590 W/BS4_A	Turck	TUR.1625891
=V1AR13UQ41BG0-BG03	1	Inductive sensor	NI50U-CK40-AP6X2-H1141/S1590 W/BS4_A	Turck	TUR.1625891
=V1AR13UQ41BG0-XG1/2	1	Y splitter	U2-30676	TURCK	TUR.VB2-FSM 4.4/2FKM 4/S3450
=V1AR13UQ41KF1-KF1	0	Bus node	CPX-FB33	FES	FES.548755
=V1AR13UQ41KF1-KF1	0	Interlinking block	CPX-M-GE-EV-S-7/8-5POL	FES	FES.550208
=V1AR13UQ41KF1-KF1.11	0	Manifold block	CPX-M-AB-8-M12X2-5POL	FES	FES.549335
=V1AR13UQ41KF1-KF1.12	0	Manifold block	CPX-M-AB-8-M12X2-5POL	FES	FES.549335

Parts list

F01_001

Device tag	Quantity	Designation	Type number	Supplier	Part number
=V1AR13UQ41UQ1.1-BGS/R	1	Inductive sensor Monitoring Kit for Power Clamps	1324638	TUNKERS	TUN.1324638

+V1AR13UQ41/1

+.AR13UQ41UQ1.2/1

			Date	11/26/2022	Volvo Trucks North America		Valiant TMS	Parts list : TUN.1324638 - TUN.1324638	Drawing name: =2V05&EFS-EL	=	
			Ed.	MKLEPADLO						+ V1AR13UQ41UQ1.1	
			Appr		P6700 Firewall - Cell 2V05				Document type: EPB	Project nr: 22-16143	Page 1
Modification	Date	Name	Original		Replacement of	Replaced by	Scale 1:1				1019

Parts list

F01_001

Device tag	Quantity	Designation	Type number	Supplier	Part number
=V1AR13UQ41UQ1.2-BGS/R	1	Inductive sensor Monitoring Kit for Power Clamps	1324638	TUNKERS	TUN.1324638

+.AR13UQ41UQ1.1/1

+.AR13UQ41UQ1.3/1

			Date	11/26/2022	Volvo Trucks North America	Valiant TMS	Parts list : TUN.1324638 - TUN.1324638	Drawing name: =2V05&EFS-EL	=	
			Ed.	MKLEPADLO					+ V1AR13UQ41UQ1.2	
			Appr		P6700 Firewall - Cell 2V05			Document type: EPB	Project nr: 22-16143	Page 1
Modification	Date	Name	Original		Replacement of / Replaced by	Scale 1:1				1019

Parts list

F01_001

Device tag	Quantity	Designation	Type number	Supplier	Part number
=V1AR13UQ41UQ1.3-BGS/R	1	Inductive sensor Monitoring Kit for Power Clamps	1324638	TUNKERS	TUN.1324638

+.AR13UQ41UQ1.2/1

+.AR13UQ41UQ1.4/1

			Date	11/26/2022	Volvo Trucks North America		Valiant TMS	Parts list : TUN.1324638 - TUN.1324638	Drawing name: =2V05&EFS-EL	=	
			Ed.	MKLEPADLO						+ V1AR13UQ41UQ1.3	
			Appr		P6700 Firewall - Cell 2V05		Scale 1:1		Document type: EPB	Project nr: 22-16143	Page 1
Modification	Date	Name	Original		Replacement of	Replaced by					1019

Parts list

F01_001

Device tag	Quantity	Designation	Type number	Supplier	Part number
=V1AR13UQ41UQ1.4-BGS/R	1	Inductive sensor Monitoring Kit for Power Clamps	1324638	TUNKERS	TUN.1324638

+.AR13UQ41UQ1.3/1

+.AR13UQ41UQ1.5/1

			Date	11/26/2022	Volvo Trucks North America		Valiant TMS	Parts list : TUN.1324638 - TUN.1324638	Drawing name: =2V05&EFS-EL	=	
			Ed.	MKLEPADLO						+ V1AR13UQ41UQ1.4	
			Appr		P6700 Firewall - Cell 2V05				Document type: EPB	Project nr: 22-16143	Page 1
Modification	Date	Name	Original		Replacement of	Replaced by	Scale 1:1				1019

Parts list

F01_001

Device tag	Quantity	Designation	Type number	Supplier	Part number
=V1AR13UQ41UQ1.5-BGS/R	1	Inductive sensor Monitoring Kit for Power Clamps	1324638	TUNKERS	TUN.1324638

+.AR13UQ41UQ1.4/1

+.AR14UQ41/1

			Date	11/26/2022	Volvo Trucks North America		Valiant TMS	Parts list : TUN.1324638 - TUN.1324638	Drawing name: =2V05&EFS-EL	=	
			Ed.	MKLEPADLO						+ V1AR13UQ41UQ1.5	
			Appr		P6700 Firewall - Cell 2V05		Scale 1:1		Document type: EPB	Project nr: 22-16143	Page 1
Modification	Date	Name	Original		Replacement of	Replaced by					1019

Parts list

F01_001

Device tag	Quantity	Designation	Type number	Supplier	Part number
=V1AR14UQ41BG0-BG01	1	Inductive sensor	NI50U-CK40-AP6X2-H1141/S1590 W/BS4_A	Turck	TUR.1625891
=V1AR14UQ41BG0-BG02	1	Inductive sensor	NI50U-CK40-AP6X2-H1141/S1590 W/BS4_A	Turck	TUR.1625891
=V1AR14UQ41BG0-BG03	1	Inductive sensor	NI50U-CK40-AP6X2-H1141/S1590 W/BS4_A	Turck	TUR.1625891
=V1AR14UQ41BG0-XG1/2	1	Y splitter	U2-30676	TURCK	TUR.VB2-FSM 4.4/2FKM 4/S3450
=V1AR14UQ41KF1-KF1	0	Bus node	CPX-FB33	FES	FES.548755
=V1AR14UQ41KF1-KF1	0	Interlinking block	CPX-M-GE-EV-S-7/8-5POL	FES	FES.550208
=V1AR14UQ41KF1-KF1.11	0	Manifold block	CPX-M-AB-8-M12X2-5POL	FES	FES.549335
=V1AR14UQ41KF1-KF1.12	0	Manifold block	CPX-M-AB-8-M12X2-5POL	FES	FES.549335

Parts list

F01_001

Device tag	Quantity	Designation	Type number	Supplier	Part number
=V1AR14UQ41UQ1.1-BGS/R	1	Inductive sensor Monitoring Kit for Power Clamps	1324638	TUNKERS	TUN.1324638

+V1AR14UQ41/1

+.AR14UQ41UQ1.2/1

			Date	11/26/2022	Volvo Trucks North America		Valiant TMS	Parts list : TUN.1324638 - TUN.1324638	Drawing name: =2V05&EFS-EL	=	
			Ed.	MKLEPADLO						+ V1AR14UQ41UQ1.1	
			Appr		P6700 Firewall - Cell 2V05				Document type: EPB	Project nr: 22-16143	Page 1
Modification	Date	Name	Original		Replacement of	Replaced by	Scale 1:1				1019

Parts list

F01_001

Device tag	Quantity	Designation	Type number	Supplier	Part number
=V1AR14UQ41UQ1.2-BGS/R	1	Inductive sensor Monitoring Kit for Power Clamps	1324638	TUNKERS	TUN.1324638

+.AR14UQ41UQ1.1/1

+.AR14UQ41UQ1.3/1

			Date	11/26/2022	Volvo Trucks North America		Valiant TMS	Parts list : TUN.1324638 - TUN.1324638	Drawing name: =2V05&EFS-EL	=	
			Ed.	MKLEPADLO						+ V1AR14UQ41UQ1.2	
			Appr		P6700 Firewall - Cell 2V05				Document type: EPB	Project nr: 22-16143	Page 1
Modification	Date	Name	Original		Replacement of	Replaced by	Scale 1:1				1019

Parts list

F01_001

Device tag	Quantity	Designation	Type number	Supplier	Part number
=V1AR14UQ41UQ1.3-BGS/R	1	Inductive sensor Monitoring Kit for Power Clamps	1324638	TUNKERS	TUN.1324638

+.AR14UQ41UQ1.2/1

+.AR14UQ41UQ1.4/1

			Date	11/26/2022	Volvo Trucks North America		Valiant TMS	Parts list : TUN.1324638 - TUN.1324638	Drawing name: =2V05&EFS-EL	=	
			Ed.	MKLEPADLO						+ V1AR14UQ41UQ1.3	
			Appr		P6700 Firewall - Cell 2V05				Document type: EPB	Project nr: 22-16143	Page 1
Modification	Date	Name	Original		Replacement of	Replaced by	Scale 1:1				1019

Parts list

F01_001

Device tag	Quantity	Designation	Type number	Supplier	Part number
=V1AR14UQ41UQ1.4-BGS/R	1	Inductive sensor Monitoring Kit for Power Clamps	1324638	TUNKERS	TUN.1324638

Parts list

F01_001

Device tag	Quantity	Designation	Type number	Supplier	Part number
=V1AR14UQ41UQ1.5-BGS/R	1	Inductive sensor Monitoring Kit for Power Clamps	1324638	TUNKERS	TUN.1324638

+.AR14UQ41UQ1.4/1

+.AR21XQ11UC01/1

			Date	11/26/2022	Volvo Trucks North America		Valiant TMS	Parts list : TUN.1324638 - TUN.1324638	Drawing name: =2V05&EFS-EL	=	
			Ed.	MKLEPADLO						+ V1AR14UQ41UQ1.5	
			Appr		P6700 Firewall - Cell 2V05				Document type: EPB	Project nr: 22-16143	Page 1
Modification	Date	Name	Original		Replacement of	Replaced by	Scale 1:1				1019

Parts list

F01_001

Device tag	Quantity	Designation	Type number	Supplier	Part number
=V1AR21XQ11WC1-XG1	1	Surface socket-outlet		ABB	ABB.2CMA193115R1000

+.AR14UQ41UQ1.5/1

+.AR22XQ11UC01/1

			Date	11/26/2022	Volvo Trucks North America		Valiant TMS	Parts list : ABB.2CMA193115R1000 - ABB.2CMA193115R1000	Drawing name: =2V05&EFS-EL	=	
			Ed.	MKLEPADLO						+ V1AR21XQ11UC01	
			Appr		P6700 Firewall - Cell 2V05				Document type: EPB	Project nr: 22-16143	Page 1
Modification	Date	Name	Original		Replacement of	Replaced by	Scale 1:1				1019

Parts list

F01_001

Device tag	Quantity	Designation	Type number	Supplier	Part number
=V1AR22XQ11WC1-XG1	1	Surface socket-outlet		ABB	ABB.2CMA193115R1000

+.AR21XQ11UC01/1

+.AR23XQ11UC01/1

			Date	11/26/2022	Volvo Trucks North America		Valiant TMS	Parts list : ABB.2CMA193115R1000 - ABB.2CMA193115R1000	Drawing name: =2V05&EFS-EL	=	
			Ed.	MKLEPADLO						+ V1AR22XQ11UC01	
			Appr		P6700 Firewall - Cell 2V05				Document type: EPB	Project nr: 22-16143	Page 1
Modification	Date	Name	Original		Replacement of	Replaced by	Scale 1:1				1019

Parts list

F01_001

Device tag	Quantity	Designation	Type number	Supplier	Part number
=V1AR23XQ11WC1-XG1	1	Surface socket-outlet		ABB	ABB.2CMA193115R1000

+.AR22XQ11UC01/1

+.AR24XQ11UC01/1

			Date	11/26/2022	Volvo Trucks North America		Valiant TMS	Parts list : ABB.2CMA193115R1000 - ABB.2CMA193115R1000	Drawing name: =2V05&EFS-EL	= + V1AR23XQ11UC01
			Ed.	MKLEPADLO	P6700 Firewall - Cell 2V05					
			Appr						Document type: EPB	Project nr: 22-16143
Modification	Date	Name	Original		Replacement of	Replaced by	Scale 1:1			Page 1 / 1019

Parts list

F01_001

Device tag	Quantity	Designation	Type number	Supplier	Part number
=V1AR24XQ11WC1-XG1	1	Surface socket-outlet		ABB	ABB.2CMA193115R1000

+.AR23XQ11UC01/1

+.AR25XQ11UC01/1

			Date	11/26/2022	Volvo Trucks North America		Valiant TMS	Parts list : ABB.2CMA193115R1000 - ABB.2CMA193115R1000	Drawing name: =2V05&EFS-EL	= + V1AR24XQ11UC01
			Ed.	MKLEPADLO	P6700 Firewall - Cell 2V05					
			Appr				Scale 1:1		Document type: EPB	Project nr: 22-16143
Modification	Date	Name	Original		Replacement of	Replaced by				Page 1 / 1019

Parts list

F01_001

Device tag	Quantity	Designation	Type number	Supplier	Part number
=V1AR25XQ11WC1-XG1	1	Surface socket-outlet		ABB	ABB.2CMA193115R1000

+.AR24XQ11UC01/1

+.AR26XQ11UC01/1

			Date	11/26/2022	Volvo Trucks North America		Valiant TMS	Parts list : ABB.2CMA193115R1000 - ABB.2CMA193115R1000	Drawing name: =2V05&EFS-EL	=	
			Ed.	MKLEPADLO						+ V1AR25XQ11UC01	
			Appr		P6700 Firewall - Cell 2V05				Document type: EPB	Project nr: 22-16143	Page 1
Modification	Date	Name	Original		Replacement of	Replaced by	Scale 1:1				1019

Parts list

F01_001

Device tag	Quantity	Designation	Type number	Supplier	Part number
=V1AR26XQ11WC1-XG1	1	Surface socket-outlet		ABB	ABB.2CMA193115R1000

+.AR25XQ11UC01/1

+.AR27XQ11UC01/1

			Date	11/26/2022	Volvo Trucks North America		Valiant TMS	Parts list : ABB.2CMA193115R1000 - ABB.2CMA193115R1000	Drawing name: =2V05&EFS-EL	=	
			Ed.	MKLEPADLO						+ V1AR26XQ11UC01	
			Appr		P6700 Firewall - Cell 2V05				Document type: EPB	Project nr: 22-16143	Page 1
Modification	Date	Name	Original		Replacement of	Replaced by	Scale 1:1				1019

Parts list

F01_001

Device tag	Quantity	Designation	Type number	Supplier	Part number
=V1AR27XQ11WC1-XG1	1	Surface socket-outlet		ABB	ABB.2CMA193115R1000

+.AR26XQ11UC01/1

+.AR28XQ11UC01/1

			Date	11/26/2022	Volvo Trucks North America		Valiant TMS	Parts list : ABB.2CMA193115R1000 - ABB.2CMA193115R1000	Drawing name: =2V05&EFS-EL	=	
			Ed.	MKLEPADLO						+ V1AR27XQ11UC01	
			Appr		P6700 Firewall - Cell 2V05				Document type: EPB	Project nr: 22-16143	Page 1
Modification	Date	Name	Original		Replacement of	Replaced by	Scale 1:1				1019

Parts list

F01_001

Device tag	Quantity	Designation	Type number	Supplier	Part number
=V1AR28XQ11WC1-XG1	1	Surface socket-outlet		ABB	ABB.2CMA193115R1000

+.AR27XQ11UC01/1

+.AR29XQ11UC01/1

			Date	11/26/2022	Volvo Trucks North America		Valiant TMS	Parts list : ABB.2CMA193115R1000 - ABB.2CMA193115R1000	Drawing name: =2V05&EFS-EL	=	
			Ed.	MKLEPADLO						+ V1AR28XQ11UC01	
			Appr		P6700 Firewall - Cell 2V05				Document type: EPB	Project nr: 22-16143	Page 1
Modification	Date	Name	Original		Replacement of	Replaced by	Scale 1:1				1019

Parts list

F01_001

Device tag	Quantity	Designation	Type number	Supplier	Part number
=V1AR29XQ11WC1-XG1	1	Surface socket-outlet		ABB	ABB.2CMA193115R1000

+.AR28XQ11UC01/1

+.AR41UQ41/1

			Date	11/26/2022	Volvo Trucks North America		Valiant TMS	Parts list : ABB.2CMA193115R1000 - ABB.2CMA193115R1000	Drawing name: =2V05&EFS-EL	=	
			Ed.	MKLEPADLO						+ V1AR29XQ11UC01	
			Appr		P6700 Firewall - Cell 2V05				Document type: EPB	Project nr: 22-16143	Page 1
Modification	Date	Name	Original		Replacement of	Replaced by	Scale 1:1				1019

Parts list

F01_001

Device tag	Quantity	Designation	Type number	Supplier	Part number
=V1AR41UQ41BG0-BG01	1	Inductive sensor	NI50U-CK40-AP6X2-H1141/S1590 W/BS4_A	Turck	TUR.1625891
=V1AR41UQ41BG0-BG02	1	Inductive sensor	NI50U-CK40-AP6X2-H1141/S1590 W/BS4_A	Turck	TUR.1625891
=V1AR41UQ41BG0-BG03	1	Inductive sensor	NI50U-CK40-AP6X2-H1141/S1590 W/BS4_A	Turck	TUR.1625891
=V1AR41UQ41BG0-XG1/2	1	Y splitter	U2-30676	TURCK	TUR.VB2-FSM 4.4/2FKM 4/S3450
=V1AR41UQ41KF1-KF1	0	Bus node	CPX-FB33	FES	FES.548755
=V1AR41UQ41KF1-KF1	0	Interlinking block	CPX-M-GE-EV-S-7/8-5POL	FES	FES.550208
=V1AR41UQ41KF1-KF1.11	0	Manifold block	CPX-M-AB-8-M12X2-5POL	FES	FES.549335
=V1AR41UQ41KF1-KF1.12	0	Manifold block	CPX-M-AB-8-M12X2-5POL	FES	FES.549335

+.AR29XQ11UC01/1

+.AR41UQ41UQ1.1/1

			Date	11/26/2022	Volvo Trucks North America		Valiant TMS	Parts list : TUR.1625891 - FES.549335	Drawing name: =2V05&EFS-EL	=	
			Ed.	MKLEPADLO						+ V1AR41UQ41	
			Appr		P6700 Firewall - Cell 2V05				Document type: EPB	Project nr: 22-16143	Page 1
Modification	Date	Name	Original		Replacement of	Replaced by	Scale 1:1				1019

Parts list

F01_001

Device tag	Quantity	Designation	Type number	Supplier	Part number
=V1AR41UQ41UQ1.1-BGS/R	1	4-Wire, 4-Pin, DC M12 X 1 (PNP)	WWS001A	WEL	WEL.WWS001A

+V1AR41UQ41/1

+.AR41UQ41UQ1.2/1

			Date	11/26/2022	Volvo Trucks North America		Valiant TMS	Parts list : WEL.WWS001A - WEL.WWS001A	Drawing name: =2V05&EFS-EL	=	
			Ed.	MKLEPADLO						+ V1AR41UQ41UQ1.1	
			Appr		P6700 Firewall - Cell 2V05				Document type: EPB	Project nr: 22-16143	Page 1
Modification	Date	Name	Original		Replacement of	Replaced by	Scale 1:1				1019

Parts list

F01_001

Device tag	Quantity	Designation	Type number	Supplier	Part number
=V1AR41UQ41UQ1.2-BGS/R	1	4-Wire, 4-Pin, DC M12 X 1 (PNP)	WWS001A	WEL	WEL.WWS001A

+.AR41UQ41UQ1.1/1

+.AR41UQ41UQ2.1/1

			Date	11/26/2022	Volvo Trucks North America		Valiant TMS	Parts list : WEL.WWS001A - WEL.WWS001A	Drawing name: =2V05&EFS-EL	=	
			Ed.	MKLEPADLO						+ V1AR41UQ41UQ1.2	
			Appr		P6700 Firewall - Cell 2V05				Document type: EPB	Project nr: 22-16143	Page 1
Modification	Date	Name	Original		Replacement of	Replaced by	Scale 1:1				1019

Parts list

F01_001

Device tag	Quantity	Designation	Type number	Supplier	Part number
=V1AR41UQ41UQ2.1-BGS/R	1	Inductive sensor Monitoring Kit for Power Clamps	1324638	TUNKERS	TUN.1324638

+.AR41UQ41UQ1.2/1

+.AR41UQ41UQ2.2/1

			Date	11/26/2022	Volvo Trucks North America		Valiant TMS	Parts list : TUN.1324638 - TUN.1324638	Drawing name: =2V05&EFS-EL	=	
			Ed.	MKLEPADLO						+ V1AR41UQ41UQ2.1	
			Appr		P6700 Firewall - Cell 2V05				Document type: EPB	Project nr: 22-16143	Page 1
Modification	Date	Name	Original		Replacement of	Replaced by	Scale 1:1				1019

Parts list

F01_001

Device tag	Quantity	Designation	Type number	Supplier	Part number
=V1AR41UQ41UQ2.2-BGS/R	1	Inductive sensor Monitoring Kit for Power Clamps	1324638	TUNKERS	TUN.1324638

+.AR41UQ41UQ2.1/1

+.AR41UQ41UQ2.3/1

			Date	11/26/2022	Volvo Trucks North America		Valiant TMS	Parts list : TUN.1324638 - TUN.1324638	Drawing name: =2V05&EFS-EL	=	
			Ed.	MKLEPADLO						+ V1AR41UQ41UQ2.2	
			Appr		P6700 Firewall - Cell 2V05				Document type: EPB	Project nr: 22-16143	Page 1
Modification	Date	Name	Original		Replacement of	Replaced by	Scale 1:1				1019

Parts list

F01_001

Device tag	Quantity	Designation	Type number	Supplier	Part number
=V1AR41UQ41UQ2.3-BGS/R	1	Inductive sensor Monitoring Kit for Power Clamps	1324638	TUNKERS	TUN.1324638

+.AR41UQ41UQ2.2/1

+.AR41UQ41UQ2.4/1

			Date	11/26/2022	Volvo Trucks North America		Valiant TMS	Parts list : TUN.1324638 - TUN.1324638	Drawing name: =2V05&EFS-EL	=	
			Ed.	MKLEPADLO						+ V1AR41UQ41UQ2.3	
			Appr		P6700 Firewall - Cell 2V05				Document type: EPB	Project nr: 22-16143	Page 1
Modification	Date	Name	Original		Replacement of	Replaced by	Scale 1:1				1019

Parts list

F01_001

Device tag	Quantity	Designation	Type number	Supplier	Part number
=V1AR41UQ41UQ2.4-BGS/R	1	Inductive sensor Monitoring Kit for Power Clamps	1324638	TUNKERS	TUN.1324638

+.AR41UQ41UQ2.3/1

+.AR41UQ41UQ2.5/1

			Date	11/26/2022	Volvo Trucks North America		Valiant TMS	Parts list : TUN.1324638 - TUN.1324638	Drawing name: =2V05&EFS-EL	=	
			Ed.	MKLEPADLO						+ V1AR41UQ41UQ2.4	
			Appr		P6700 Firewall - Cell 2V05				Document type: EPB	Project nr: 22-16143	Page 1
Modification	Date	Name	Original		Replacement of	Replaced by	Scale 1:1				1019

Parts list

F01_001

Device tag	Quantity	Designation	Type number	Supplier	Part number
=V1AR41UQ41UQ2.5-BGS/R	1	Inductive sensor Monitoring Kit for Power Clamps	1324638	TUNKERS	TUN.1324638

+.AR41UQ41UQ2.4/1

+.AR41UQ41UQ2.6/1

			Date	11/26/2022	Volvo Trucks North America		Valiant TMS	Parts list : TUN.1324638 - TUN.1324638	Drawing name: =2V05&EFS-EL	=	
			Ed.	MKLEPADLO						+ V1AR41UQ41UQ2.5	
			Appr		P6700 Firewall - Cell 2V05				Document type: EPB	Project nr: 22-16143	Page 1
Modification	Date	Name	Original		Replacement of	Replaced by	Scale 1:1				1019

Parts list

F01_001

Device tag	Quantity	Designation	Type number	Supplier	Part number
=V1AR41UQ41UQ2.6-BGS/R	1	Inductive sensor Monitoring Kit for Power Clamps	1324638	TUNKERS	TUN.1324638

+.AR41UQ41UQ2.5/1

+.AR41UQ41UQ2.7/1

			Date	11/26/2022	Volvo Trucks North America		Valiant TMS	Parts list : TUN.1324638 - TUN.1324638	Drawing name: =2V05&EFS-EL	=	
			Ed.	MKLEPADLO						+ V1AR41UQ41UQ2.6	
			Appr		P6700 Firewall - Cell 2V05				Document type: EPB	Project nr: 22-16143	Page 1
Modification	Date	Name	Original		Replacement of	Replaced by	Scale 1:1				1019

Parts list

F01_001

Device tag	Quantity	Designation	Type number	Supplier	Part number
=V1AR41UQ41UQ2.7-BGS/R	1	Inductive sensor Monitoring Kit for Power Clamps	1324638	TUNKERS	TUN.1324638

+.AR41UQ41UQ2.6/1

+.AR41XQ11UC01/1

			Date	11/26/2022	Volvo Trucks North America		Valiant TMS	Parts list : TUN.1324638 - TUN.1324638	Drawing name: =2V05&EFS-EL	=	
			Ed.	MKLEPADLO						+ V1AR41UQ41UQ2.7	
			Appr		P6700 Firewall - Cell 2V05				Document type: EPB	Project nr: 22-16143	Page 1
Modification	Date	Name	Original		Replacement of	Replaced by	Scale 1:1				1019

Parts list

F01_001

Device tag	Quantity	Designation	Type number	Supplier	Part number
=V1AR41XQ11WC1-XG1	1	Surface socket-outlet		ABB	ABB.2CMA193115R1000

+.AR41UQ41UQ2.7/1

+.AR42UQ41/1

			Date	11/26/2022	Volvo Trucks North America	Valiant TMS	Parts list : ABB.2CMA193115R1000 - ABB.2CMA193115R1000	Drawing name: =2V05&EFS-EL	=	
			Ed.	MKLEPADLO					+ V1AR41XQ11UC01	
			Appr		P6700 Firewall - Cell 2V05			Document type: EPB	Project nr: 22-16143	Page 1
Modification	Date	Name	Original		Replacement of / Replaced by	Scale 1:1				1019

Parts list

F01_001

Device tag	Quantity	Designation	Type number	Supplier	Part number
=V1AR42UQ41BG0-BG01	1	Inductive sensor	NI50U-CK40-AP6X2-H1141/S1590 W/BS4_A	Turck	TUR.1625891
=V1AR42UQ41BG0-BG02	1	Inductive sensor	NI50U-CK40-AP6X2-H1141/S1590 W/BS4_A	Turck	TUR.1625891
=V1AR42UQ41BG0-BG03	1	Inductive sensor	NI50U-CK40-AP6X2-H1141/S1590 W/BS4_A	Turck	TUR.1625891
=V1AR42UQ41BG0-BG04	1	Inductive sensor	NI50U-CK40-AP6X2-H1141/S1590 W/BS4_A	Turck	TUR.1625891
=V1AR42UQ41BG0-BG05	1	Inductive sensor	NI50U-CK40-AP6X2-H1141/S1590 W/BS4_A	Turck	TUR.1625891
=V1AR42UQ41BG0-BG06	1	Inductive sensor	NI50U-CK40-AP6X2-H1141/S1590 W/BS4_A	Turck	TUR.1625891
=V1AR42UQ41BG0-XG1/2	1	Y splitter	U2-30676	TURCK	TUR.VB2-FSM 4.4/2FKM 4/S3450
=V1AR42UQ41BG0-XG3/4	1	Y splitter	U2-30676	TURCK	TUR.VB2-FSM 4.4/2FKM 4/S3450
=V1AR42UQ41BG0-XG5/6	1	Y splitter	U2-30676	TURCK	TUR.VB2-FSM 4.4/2FKM 4/S3450
=V1AR42UQ41KF1-KF1	0	Bus node	CPX-FB33	FES	FES.548755
=V1AR42UQ41KF1-KF1	0	Interlinking block	CPX-M-GE-EV-S-7/8-5POL	FES	FES.550208
=V1AR42UQ41KF1-KF1.11	0	Manifold block	CPX-M-AB-8-M12X2-5POL	FES	FES.549335
=V1AR42UQ41KF1-KF1.12	0	Manifold block	CPX-M-AB-8-M12X2-5POL	FES	FES.549335
=V1AR42UQ41KF1-KF1.13	0	Manifold block	CPX-M-AB-8-M12X2-5POL	FES	FES.549335

Parts list

F01_001

Device tag	Quantity	Designation	Type number	Supplier	Part number
=V1AR42UQ41UQ1.1-BGS/R	1	Inductive sensor Monitoring Kit for Power Clamps	NI2-Q6.5-0.16-BDS-2AP6X3-H1141/S34	TURCK	TUR.1650110

+V1AR42UQ41/1

+.AR42UQ41UQ1.2/1

			Date	11/26/2022	Volvo Trucks North America		Valiant TMS	Parts list : TUR.1650110 - TUR.1650110	Drawing name: =2V05&EFS-EL	=	
			Ed.	MKLEPADLO						+ V1AR42UQ41UQ1.1	
			Appr		P6700 Firewall - Cell 2V05				Document type: EPB	Project nr: 22-16143	Page 1
Modification	Date	Name	Original		Replacement of	Replaced by	Scale 1:1				1019

Parts list

F01_001

Device tag	Quantity	Designation	Type number	Supplier	Part number
=V1AR42UQ41UQ1.2-BGS/R	1	Inductive sensor Monitoring Kit for Power Clamps	NI2-Q6.5-0.16-BDS-2AP6X3-H1141/S34	TURCK	TUR.1650110

+.AR42UQ41UQ1.1/1

+.AR42UQ41UQ1.3/1

			Date	11/26/2022	Volvo Trucks North America		Valiant TMS	Parts list : TUR.1650110 - TUR.1650110	Drawing name: =2V05&EFS-EL	=	
			Ed.	MKLEPADLO						+ V1AR42UQ41UQ1.2	
			Appr		P6700 Firewall - Cell 2V05		Scale 1:1		Document type: EPB	Project nr: 22-16143	Page 1
Modification	Date	Name	Original		Replacement of	Replaced by					1019

Parts list

F01_001

Device tag	Quantity	Designation	Type number	Supplier	Part number
=V1AR42UQ41UQ1.3-BGS/R	1	4-Wire, 4-Pin, DC M12 X 1 (PNP)	WWS001A	WEL	WEL.WWS001A

+.AR42UQ41UQ1.2/1

+.AR42UQ41UQ1.4/1

			Date	11/26/2022	Volvo Trucks North America		Valiant TMS	Parts list : WEL.WWS001A - WEL.WWS001A	Drawing name: =2V05&EFS-EL	=	
			Ed.	MKLEPADLO						+ V1AR42UQ41UQ1.3	
			Appr		P6700 Firewall - Cell 2V05		Scale 1:1		Document type: EPB	Project nr: 22-16143	Page 1
Modification	Date	Name	Original		Replacement of	Replaced by					1019

Parts list

F01_001

Device tag	Quantity	Designation	Type number	Supplier	Part number
=V1AR42UQ41UQ1.4-BGS/R	1	4-Wire, 4-Pin, DC M12 X 1 (PNP)	WWS001A	WEL	WEL.WWS001A

+.AR42UQ41UQ1.3/1

+.AR42UQ41UQ2.1/1

			Date	11/26/2022	Volvo Trucks North America		Valiant TMS	Parts list : WEL.WWS001A - WEL.WWS001A	Drawing name: =2V05&EFS-EL	=	
			Ed.	MKLEPADLO						+ V1AR42UQ41UQ1.4	
			Appr		P6700 Firewall - Cell 2V05				Document type: EPB	Project nr: 22-16143	Page 1
Modification	Date	Name	Original		Replacement of	Replaced by	Scale 1:1				1019

Parts list

F01_001

Device tag	Quantity	Designation	Type number	Supplier	Part number
=V1AR42UQ41UQ2.1-BGS/R	1	Inductive sensor Monitoring Kit for Power Clamps	1324633	TUNKERS	TUN.1324633

+.AR42UQ41UQ1.4/1

+.AR42UQ41UQ2.2/1

			Date	11/26/2022	Volvo Trucks North America		Valiant TMS	Parts list : TUN.1324633 - TUN.1324633	Drawing name: =2V05&EFS-EL	=	
			Ed.	MKLEPADLO						+ V1AR42UQ41UQ2.1	
			Appr		P6700 Firewall - Cell 2V05				Document type: EPB	Project nr: 22-16143	Page 1
Modification	Date	Name	Original		Replacement of	Replaced by	Scale 1:1				1019

Parts list

F01_001

Device tag	Quantity	Designation	Type number	Supplier	Part number
=V1AR42UQ41UQ2.2-BGS/R	1	Inductive sensor Monitoring Kit for Power Clamps	1324633	TUNKERS	TUN.1324633

+.AR42UQ41UQ2.1/1

+.AR42UQ41UQ3.1/1

			Date	11/26/2022	Volvo Trucks North America		Valiant TMS	Parts list : TUN.1324633 - TUN.1324633	Drawing name: =2V05&EFS-EL	=	
			Ed.	MKLEPADLO						+ V1AR42UQ41UQ2.2	
			Appr		P6700 Firewall - Cell 2V05				Document type: EPB	Project nr: 22-16143	Page 1
Modification	Date	Name	Original		Replacement of	Replaced by	Scale 1:1				1019

Parts list

F01_001

Device tag	Quantity	Designation	Type number	Supplier	Part number
=V1AR42UQ41UQ3.1-BGS/R	1	Inductive sensor Monitoring Kit for Power Clamps	1324633	TUNKERS	TUN.1324633

+.AR42UQ41UQ2.2/1

+.AR42UQ41UQ3.2/1

			Date	11/26/2022	Volvo Trucks North America		Valiant TMS	Parts list : TUN.1324633 - TUN.1324633	Drawing name: =2V05&EFS-EL	=	
			Ed.	MKLEPADLO						+ V1AR42UQ41UQ3.1	
			Appr		P6700 Firewall - Cell 2V05				Document type: EPB	Project nr: 22-16143	Page 1
Modification	Date	Name	Original		Replacement of	Replaced by	Scale 1:1				1019

Parts list

F01_001

Device tag	Quantity	Designation	Type number	Supplier	Part number
=V1AR42UQ41UQ3.2-BGS/R	1	Inductive sensor Monitoring Kit for Power Clamps	1324644	TUNKERS	TUN.1324644

+.AR42UQ41UQ3.1/1

+.AR42UQ41UQ4.1/1

			Date	11/26/2022	Volvo Trucks North America		Valiant TMS	Parts list : TUN.1324644 - TUN.1324644	Drawing name: =2V05&EFS-EL	=	
			Ed.	MKLEPADLO						+ V1AR42UQ41UQ3.2	
			Appr		P6700 Firewall - Cell 2V05				Document type: EPB	Project nr: 22-16143	Page 1
Modification	Date	Name	Original		Replacement of	Replaced by	Scale 1:1				1019

Parts list

F01_001

Device tag	Quantity	Designation	Type number	Supplier	Part number
=V1AR42UQ41UQ4.1-BGS/R	1	Inductive sensor Monitoring Kit for Power Clamps	1324633	TUNKERS	TUN.1324633

+.AR42UQ41UQ3.2/1

+.AR42UQ41UQ4.2/1

			Date	11/26/2022	Volvo Trucks North America		Valiant TMS	Parts list : TUN.1324633 - TUN.1324633	Drawing name: =2V05&EFS-EL	=	
			Ed.	MKLEPADLO						+ V1AR42UQ41UQ4.1	
			Appr		P6700 Firewall - Cell 2V05				Document type: EPB	Project nr: 22-16143	Page 1
Modification	Date	Name	Original		Replacement of	Replaced by	Scale 1:1				1019

Parts list

F01_001

Device tag	Quantity	Designation	Type number	Supplier	Part number
=V1AR42UQ41UQ4.2-BGS/R	1	Inductive sensor Monitoring Kit for Power Clamps	1324644	TUNKERS	TUN.1324644

+.AR42UQ41UQ4.1/1

+.AR42XQ11UC01/1

			Date	11/26/2022	Volvo Trucks North America		Valiant TMS	Parts list : TUN.1324644 - TUN.1324644	Drawing name: =2V05&EFS-EL	=	
			Ed.	MKLEPADLO						+ V1AR42UQ41UQ4.2	
			Appr		P6700 Firewall - Cell 2V05				Document type: EPB	Project nr: 22-16143	Page 1
Modification	Date	Name	Original		Replacement of	Replaced by	Scale 1:1				1019

Parts list

F01_001

Device tag	Quantity	Designation	Type number	Supplier	Part number
=V1AR42XQ11WC1-XG1	1	Surface socket-outlet		ABB	ABB.2CMA193115R1000

+.AR42UQ41UQ4.2/1

+.AR51XQ51UC01/1

			Date	11/26/2022	Volvo Trucks North America	Valiant TMS	Parts list : ABB.2CMA193115R1000 - ABB.2CMA193115R1000	Drawing name: =2V05&EFS-EL	=	
			Ed.	MKLEPADLO					+ V1AR42XQ11UC01	
			Appr		P6700 Firewall - Cell 2V05			Document type: EPB	Project nr: 22-16143	Page 1
Modification	Date	Name	Original		Replacement of / Replaced by	Scale 1:1				1019

Parts list

F01_001

Device tag	Quantity	Designation	Type number	Supplier	Part number
=V1AR51XQ51WC1-XG1	1	Surface socket-outlet		ABB	ABB.2CMA193115R1000

+.AR42XQ11UC01/1

+.AR52XQ51UC01/1

			Date	11/26/2022	Volvo Trucks North America		Valiant TMS	Parts list : ABB.2CMA193115R1000 - ABB.2CMA193115R1000	Drawing name: =2V05&EFS-EL	=
			Ed.	MKLEPADLO						+ V1AR51XQ51UC01
			Appr		P6700 Firewall - Cell 2V05				Document type: EPB	Project nr: 22-16143
Modification	Date	Name	Original		Replacement of	Replaced by	Scale 1:1			Page 1 / 1019

Parts list

F01_001

Device tag	Quantity	Designation	Type number	Supplier	Part number
=V1AR52XQ51WC1-XG1	1	Surface socket-outlet		ABB	ABB.2CMA193115R1000

+.AR51XQ51UC01/1

+.AR211XQ11UC01/1

			Date	11/26/2022	Volvo Trucks North America		Valiant TMS	Parts list : ABB.2CMA193115R1000 - ABB.2CMA193115R1000	Drawing name: =2V05&EFS-EL	= + V1AR52XQ51UC01
			Ed.	MKLEPADLO	P6700 Firewall - Cell 2V05					
			Appr				Scale 1:1		Document type: EPB	Project nr: 22-16143
Modification	Date	Name	Original		Replacement of	Replaced by				Page 1 / 1019

Parts list

F01_001

Device tag	Quantity	Designation	Type number	Supplier	Part number
=V1AR211XQ11WC1-XG1	1	Surface socket-outlet		ABB	ABB.2CMA193115R1000
=WC1-WC1	1	Golvskåp TS 8 sidskåp	TS8	RIT	RIT.SETS8205SID5
=WC1-WC1	1	TS Trim panel, sides, H: 100 mm, for W: 500 mm, RAL 7022, sheet steel	TS.8601050	RIT	RIT.8601050
=WC1-WC1	1	TS Base/plinth component, rear, H: 100 mm, for W: 1200 mm, RAL 7022, sheet steel	TS.8601200	RIT	RIT.8601200
=WC1-WC1	1	TS Side panel, screw-fastened, for TS, TS IT, for WD: 2000x500 mm, Sheet steel	TS.8105235	RIT	RIT.8105235
=WC1-WC1	1	PS Wiring plan pockets, for TS, CM, SE, PC, TP pedestal, sheet steel	TS.4115000	RIT	RIT.4115000

+.AR52XQ51UC01/1

+.AR212XQ11UC01/1

			Date	11/26/2022	Volvo Trucks North America		Valiant TMS	Parts list : ABB.2CMA193115R1000 - RIT.4115000	Drawing name: =2V05&EFS-EL	= + V1AR211XQ11UC01	
			Ed.	MKLEPADLO							
			Appr		P6700 Firewall - Cell 2V05				Document type: EPB	Project nr: 22-16143	Page 1
Modification	Date	Name	Original		Replacement of	Replaced by	Scale 1:1				1019

Parts list

F01_001

Device tag	Quantity	Designation	Type number	Supplier	Part number
=V1AR212XQ11WC1-XG1	1	Surface socket-outlet		ABB	ABB.2CMA193115R1000

+.AR211XQ11UC01/1

+.AR213XQ11UC01/1

			Date	11/26/2022	Volvo Trucks North America		Valiant TMS	Parts list : ABB.2CMA193115R1000 - ABB.2CMA193115R1000	Drawing name: =2V05&EFS-EL	=	
			Ed.	MKLEPADLO						+ V1AR212XQ11UC01	
			Appr		P6700 Firewall - Cell 2V05				Document type: EPB	Project nr: 22-16143	Page 1
Modification	Date	Name	Original		Replacement of	Replaced by	Scale 1:1				1019

Parts list

F01_001

Device tag	Quantity	Designation	Type number	Supplier	Part number
=V1AR213XQ11WC1-XG1	1	Surface socket-outlet		ABB	ABB.2CMA193115R1000

+.AR212XQ11UC01/1

+.FQ1/1

			Date	11/26/2022	Volvo Trucks North America		Valiant TMS	Parts list : ABB.2CMA193115R1000 - ABB.2CMA193115R1000	Drawing name: =2V05&EFS-EL	=	
			Ed.	MKLEPADLO						+ V1AR213XQ11UC01	
			Appr		P6700 Firewall - Cell 2V05				Document type: EPB	Project nr: 22-16143	Page 1
Modification	Date	Name	Original		Replacement of	Replaced by	Scale 1:1				1019

Parts list

F01_001

Device tag	Quantity	Designation	Type number	Supplier	Part number
=V1FQ1-BR1	1				SICK.1100408
=V1FQ1-BR2	1				SICK.1100408
=V1FQ1-BR3	1				SICK.1100408
=V1FQ1-BR11	1	EZ-Screen System	SLSCP30-1200P44NT	BANNER	BAN.SLSCP30-1200P44NT
=V1FQ1-BR12	1	EZ-Screen System	SLSCP30-1200P44NT	BANNER	BAN.SLSCP30-1200P44NT
=V1FQ1-BR13	1	EZ-Screen System	SLSCP30-1200P44NT	BANNER	BAN.SLSCP30-1200P44NT
=V1FQ1-BR14	1	EZ-Screen System	SLSCP30-1200P44NT	BANNER	BAN.SLSCP30-1200P44NT

Parts list

F01_001

Device tag	Quantity	Designation	Type number	Supplier	Part number
=V1FQ1-BG1	1	SWITCH	MGB-L2B-PNA-L-121863	EUCHNER	EUC.MGB-L2B-PNA-L-121863
=V1FQ1-BG1	1	HANDLE	MGB-H-AA1A2-L-106221	EUCHNER	EUC.MGB-H-AA1A2-L-106221
=V1FQ1-BG1	1	MOUNTING PLATE	MGB-A-MOUNTINGPLATE-H-109491	EUCHNER	EUC.MGB-A-MOUNTINGPLATE-H-109491
=V1FQ1-BG1	1	ESCAPE RELEASE	MGB-E-A2-106051	EUCHNER	EUC.MGB-E-A2-106051

+V1FQ1/1

+.FQ1BG2/1

			Date	11/26/2022	Volvo Trucks North America		Valiant TMS	Parts list : EUC.MGB-L2B-PNA-L-121863 - EUC.MGB-E-A2-106051	Drawing name: =2V05&EFS-EL	= + V1FQ1BG1
			Ed.	MKLEPADLO	P6700 Firewall - Cell 2V05					
			Appr				Scale 1:1		Document type: EPB	Project nr: 22-16143
Modification	Date	Name	Original		Replacement of	Replaced by				Page 1 / 1019

Parts list

F01_001

Device tag	Quantity	Designation	Type number	Supplier	Part number
=V1FQ1-BG2	1	SWITCH	MGB-L2B-PNA-L-121863	EUCHNER	EUC.MGB-L2B-PNA-L-121863
=V1FQ1-BG2	1	HANDLE	MGB-H-AA1A2-L-106221	EUCHNER	EUC.MGB-H-AA1A2-L-106221
=V1FQ1-BG2	1	MOUNTING PLATE	MGB-A-MOUNTINGPLATE-H-109491	EUCHNER	EUC.MGB-A-MOUNTINGPLATE-H-109491
=V1FQ1-BG2	1	ESCAPE RELEASE	MGB-E-A2-106051	EUCHNER	EUC.MGB-E-A2-106051

+.FQ1BG1/1

+.FQ1BG3/1

			Date	11/26/2022	Volvo Trucks North America		Valiant TMS	Parts list : EUC.MGB-L2B-PNA-L-121863 - EUC.MGB-E-A2-106051	Drawing name: =2V05&EFS-EL	=	
			Ed.	MKLEPADLO						+ V1FQ1BG2	
			Appr		P6700 Firewall - Cell 2V05		Scale 1:1		Document type: EPB	Project nr: 22-16143	Page 1
Modification	Date	Name	Original		Replacement of	Replaced by					1019

Parts list

F01_001

Device tag	Quantity	Designation	Type number	Supplier	Part number
=V1FQ1-BG3	1	SWITCH	MGB-L2B-PNA-R-121859	EUCHNER	EUC.MGB-L2B-PNA-R-121859
=V1FQ1-BG3	1	HANDLE	MGB-H-AA1A2-R-106049	EUCHNER	EUC.MGB-H-AA1A2-R-106049
=V1FQ1-BG3	1	MOUNTING PLATE	MGB-A-MOUNTINGPLATE-H-109491	EUCHNER	EUC.MGB-A-MOUNTINGPLATE-H-109491
=V1FQ1-BG3	1	ESCAPE RELEASE	MGB-E-A2-106051	EUCHNER	EUC.MGB-E-A2-106051

Parts list

F01_001

Device tag	Quantity	Designation	Type number	Supplier	Part number
=V1FQ1-BG4	1	SWITCH	MGB-L2B-PNA-R-121859	EUCHNER	EUC.MGB-L2B-PNA-R-121859
=V1FQ1-BG4	1	HANDLE	MGB-H-AA1A2-R-106049	EUCHNER	EUC.MGB-H-AA1A2-R-106049
=V1FQ1-BG4	1	MOUNTING PLATE	MGB-A-MOUNTINGPLATE-H-109491	EUCHNER	EUC.MGB-A-MOUNTINGPLATE-H-109491
=V1FQ1-BG4	1	ESCAPE RELEASE	MGB-E-A2-106051	EUCHNER	EUC.MGB-E-A2-106051

+.FQ1BG3/1

+.FQ1BG5/1

			Date	11/26/2022	Volvo Trucks North America		Valiant TMS	Parts list : EUC.MGB-L2B-PNA-R-121859 - EUC.MGB-E-A2-106051	Drawing name: =2V05&EFS-EL	= + V1FQ1BG4	
			Ed.	MKLEPADLO	P6700 Firewall - Cell 2V05						
			Appr						Document type: EPB	Project nr: 22-16143	Page 1
Modification	Date	Name	Original		Replacement of	Replaced by	Scale 1:1				1019

Parts list

F01_001

Device tag	Quantity	Designation	Type number	Supplier	Part number
=V1FQ1-BG5	1	SWITCH	MGB-L2B-PNA-R-121859	EUCHNER	EUC.MGB-L2B-PNA-R-121859
=V1FQ1-BG5	1	HANDLE	MGB-H-AA1A2-R-106049	EUCHNER	EUC.MGB-H-AA1A2-R-106049
=V1FQ1-BG5	1	MOUNTING PLATE	MGB-A-MOUNTINGPLATE-H-109491	EUCHNER	EUC.MGB-A-MOUNTINGPLATE-H-109491
=V1FQ1-BG5	1	ESCAPE RELEASE	MGB-E-A2-106051	EUCHNER	EUC.MGB-E-A2-106051

+.FQ1BG4/1

+.FQ1BG6/1

			Date	11/26/2022	Volvo Trucks North America		Valiant TMS	Parts list : EUC.MGB-L2B-PNA-R-121859 - EUC.MGB-E-A2-106051	Drawing name: =2V05&EFS-EL	= + V1FQ1BG5	
			Ed.	MKLEPADLO	P6700 Firewall - Cell 2V05						
			Appr				Scale 1:1		Document type: EPB	Project nr: 22-16143	Page 1 / 1019
Modification	Date	Name	Original		Replacement of	Replaced by					

Parts list

F01_001

Device tag	Quantity	Designation	Type number	Supplier	Part number
=V1FQ1-BG6	1	SWITCH	MGB-L2B-PNA-L-121863	EUCHNER	EUC.MGB-L2B-PNA-L-121863
=V1FQ1-BG6	1	HANDLE	MGB-H-AA1A2-L-106221	EUCHNER	EUC.MGB-H-AA1A2-L-106221
=V1FQ1-BG6	1	MOUNTING PLATE	MGB-A-MOUNTINGPLATE-H-109491	EUCHNER	EUC.MGB-A-MOUNTINGPLATE-H-109491
=V1FQ1-BG6	1	ESCAPE RELEASE	MGB-E-A2-106051	EUCHNER	EUC.MGB-E-A2-106051

+.FQ1BG5/1

+.GL1/1

			Date	11/26/2022	Volvo Trucks North America		Valiant TMS	Parts list : EUC.MGB-L2B-PNA-L-121863 - EUC.MGB-E-A2-106051	Drawing name: =2V05&EFS-EL	= + V1FQ1BG6	
			Ed.	MKLEPADLO	P6700 Firewall - Cell 2V05						
			Appr				Scale 1:1		Document type: EPB	Project nr: 22-16143	Page 1 / 1019
Modification	Date	Name	Original		Replacement of	Replaced by					

Parts list

F01_001

Device tag	Quantity	Designation	Type number	Supplier	Part number
=V1GL1KF1-KF1	0	Bus node	CPX-FB33	FES	FES.548755
=V1GL1KF1-KF1	0	Interlinking block	CPX-M-GE-EV-S-7/8-5POL	FES	FES.550208
=V1GL1KF1-KF1.11	0	Manifold block	CPX-AB-4-M12X2-5POL-R	FES	FES.541254
=V1GL1KF1-KF1.12	1	Manifold block	CPX-AB-4-M12X2-5POL-R	FES	FES.541254
=V1GL1KF1-KF1.13	1	Manifold block	CPX-AB-4-M12X2-5POL-R	FES	FES.541254
=V1GL1WC4-UCMS1	1	5 PIN MINI FIELD ATTACHABLE, FEMALE, STRAIGHT	BS 4151-0/9	TURCK	TUR.BS 4151-0/9
=V1GL1WC4-W1	1	5 PIN MINI FIELD ATTACHABLE, FEMALE, STRAIGHT	BS 4151-0/9	TURCK	TUR.BS 4151-0/9
=V1GL1WC4-W4	1	5 PIN MINI FIELD ATTACHABLE, FEMALE, STRAIGHT	BS 4151-0/9	TURCK	TUR.BS 4151-0/9

Parts list

F01_001

Device tag	Quantity	Designation	Type number	Supplier	Part number
=V1GL1UQ51BG0-BG01	1	Inductive sensor	BI4U-MT12E-AP6X-H1141/S1589	Turck	TUR.1644979
=V1GL1UQ51BG0-BG02	1	Inductive sensor	BI4U-MT12E-AP6X-H1141/S1589	Turck	TUR.1644979
=V1GL1UQ51BG0-BG03	1	Inductive sensor	BI4U-MT12E-AP6X-H1141/S1589	Turck	TUR.1644979
=V1GL1UQ51BG0-BG04	1	Inductive sensor	BI20U-CA40-AP6X2-H1141/S1590W/BS2.0	Turck	TUR.1627297
=V1GL1UQ51BG0-BG05	1	Inductive sensor	BI20U-CA40-AP6X2-H1141/S1590W/BS2.0	Turck	TUR.1627297
=V1GL1UQ51BG0-BG06	1	Inductive sensor	BI4U-MT12E-AP6X-H1141/S1589	Turck	TUR.1644979
=V1GL1UQ51BG0-BG07	1	Inductive sensor	BI4U-MT12E-AP6X-H1141/S1589	Turck	TUR.1644979
=V1GL1UQ51BG0-BG08	1	Inductive sensor	BI4U-MT12E-AP6X-H1141/S1589	Turck	TUR.1644979
=V1GL1UQ51BG0-BG09	1	Inductive sensor	BI4U-MT12E-AP6X-H1141/S1589	Turck	TUR.1644979
=V1GL1UQ51BG0-BG10	1	Inductive sensor	BI20U-CA40-AP6X2-H1141/S1590W/BS2.0	Turck	TUR.1627297
=V1GL1UQ51BG0-BG11	1	Inductive sensor	BI20U-CA40-AP6X2-H1141/S1590W/BS2.0	Turck	TUR.1627297
=V1GL1UQ51BG0-BG12	1	Inductive sensor	BI20U-CA40-AP6X2-H1141/S1590W/BS2.0	Turck	TUR.1627297
=V1GL1UQ51BG0-BG13	1	Inductive sensor	BI20U-CA40-AP6X2-H1141/S1590W/BS2.0	Turck	TUR.1627297
=V1GL1UQ51BG0-BG14	1	Inductive sensor	BI20U-CA40-AP6X2-H1141/S1590W/BS2.0	Turck	TUR.1627297
=V1GL1UQ51BG0-BG15	1	Inductive sensor	BI4U-MT12E-AP6X-H1141/S1589	Turck	TUR.1644979
=V1GL1UQ51BG0-BG16	1	Inductive sensor	BI4U-MT12E-AP6X-H1141/S1589	Turck	TUR.1644979
=V1GL1UQ51BG0-BG17	1	Inductive sensor	BI8U-Q08-AP6X2-1-RS4T/S1589	Turck	TUR.1662098
=V1GL1UQ51BG0-BG18	1	Inductive sensor	BI4U-MT12E-AP6X-H1141/S1589	Turck	TUR.1644979
=V1GL1UQ51BG0-BG19	1	Inductive sensor	BI8U-Q08-AP6X2-1-RS4T/S1589	Turck	TUR.1662098
=V1GL1UQ51BG0-BG20	1	Inductive sensor	BI4U-MT12E-AP6X-H1141/S1589	Turck	TUR.1644979
=V1GL1UQ51BG0-BG21	1	Inductive sensor	BI4U-MT12E-AP6X-H1141/S1589	Turck	TUR.1644979
=V1GL1UQ51BG0-BG22	1	Inductive sensor	BI4U-MT12E-AP6X-H1141/S1589	Turck	TUR.1644979
=V1GL1UQ51BG0-BG23	1	Inductive sensor	BI4U-MT12E-AP6X-H1141/S1589	Turck	TUR.1644979
=V1GL1UQ51BG0-BG24	1	Inductive sensor	BI4U-MT12E-AP6X-H1141/S1589	Turck	TUR.1644979
=V1GL1UQ51BG0-BG25	1	Inductive sensor	BI4U-MT12E-AP6X-H1141/S1589	Turck	TUR.1644979
=V1GL1UQ51BG0-BG26	1	Inductive sensor	BI4U-MT12E-AP6X-H1141/S1589	Turck	TUR.1644979
=V1GL1UQ51BG0-BG27	1	Inductive sensor	BI4U-MT12E-AP6X-H1141/S1589	Turck	TUR.1644979
=V1GL1UQ51BG0-BG28	1	Inductive sensor	BI4U-MT12E-AP6X-H1141/S1589	Turck	TUR.1644979
=V1GL1UQ51BG0-BG29	1	Inductive sensor	BI20U-CA40-AP6X2-H1141/S1590W/BS2.0	Turck	TUR.1627297
=V1GL1UQ51BG0-BG30	1	Inductive sensor	BI20U-CA40-AP6X2-H1141/S1590W/BS2.0	Turck	TUR.1627297
=V1GL1UQ51BG0-XG1/2	1	Y splitter	U2-30676	TURCK	TUR.VB2-FSM 4.4/2FKM 4/S3450
=V1GL1UQ51BG0-XG3/4	1	Y splitter	U2-30676	TURCK	TUR.VB2-FSM 4.4/2FKM 4/S3450
=V1GL1UQ51BG0-XG5/6	1	Y splitter	U2-30676	TURCK	TUR.VB2-FSM 4.4/2FKM 4/S3450
=V1GL1UQ51BG0-XG7/8	1	Y splitter	U2-30676	TURCK	TUR.VB2-FSM 4.4/2FKM 4/S3450
=V1GL1UQ51BG0-XG9/10	1	Y splitter	U2-30676	TURCK	TUR.VB2-FSM 4.4/2FKM 4/S3450
=V1GL1UQ51BG0-XG11/12	1	Y splitter	U2-30676	TURCK	TUR.VB2-FSM 4.4/2FKM 4/S3450
=V1GL1UQ51BG0-XG13/14	1	Y splitter	U2-30676	TURCK	TUR.VB2-FSM 4.4/2FKM 4/S3450
=V1GL1UQ51BG0-XG15/16	1	Y splitter	U2-30676	TURCK	TUR.VB2-FSM 4.4/2FKM 4/S3450
=V1GL1UQ51BG0-XG17/18	1	Y splitter	U2-30676	TURCK	TUR.VB2-FSM 4.4/2FKM 4/S3450
=V1GL1UQ51BG0-XG19/20	1	Y splitter	U2-30676	TURCK	TUR.VB2-FSM 4.4/2FKM 4/S3450
=V1GL1UQ51BG0-XG21/22	1	Y splitter	U2-30676	TURCK	TUR.VB2-FSM 4.4/2FKM 4/S3450
=V1GL1UQ51BG0-XG23/24	1	Y splitter	U2-30676	TURCK	TUR.VB2-FSM 4.4/2FKM 4/S3450
=V1GL1UQ51BG0-XG25/26	1	Y splitter	U2-30676	TURCK	TUR.VB2-FSM 4.4/2FKM 4/S3450
=V1GL1UQ51BG0-XG27/28	1	Y splitter	U2-30676	TURCK	TUR.VB2-FSM 4.4/2FKM 4/S3450
=V1GL1UQ51BG0-XG29/30	1	Y splitter	U2-30676	TURCK	TUR.VB2-FSM 4.4/2FKM 4/S3450
=V1GL1UQ51KF1-KF1	0	Bus node	CPX-FB33	FES	FES.548755
=V1GL1UQ51KF1-KF1	0	Interlinking block	CPX-M-GE-EV-S-7/8-5POL	FES	FES.550208
=V1GL1UQ51KF1-KF1.11	0	Manifold block	CPX-M-AB-8-M12X2-5POL	FES	FES.549335
=V1GL1UQ51KF1-KF1.12	0	Manifold block	CPX-M-AB-8-M12X2-5POL	FES	FES.549335
=V1GL1UQ51KF1-KF1.13	0	Manifold block	CPX-M-AB-8-M12X2-5POL	FES	FES.549335
=V1GL1UQ51KF2-KF1.12	0	Manifold block	CPX-M-AB-8-M12X2-5POL	FES	FES.549335
=V1GL1UQ51KF2-KF1.13	0	Manifold block	CPX-M-AB-8-M12X2-5POL	FES	FES.549335
=V1GL1UQ51KF2-KF1.14	0	Manifold block	CPX-M-AB-8-M12X2-5POL	FES	FES.549335
=V1GL1UQ51KF2-KF2	0	Bus node	CPX-FB33	FES	FES.548755
=V1GL1UQ51KF2-KF2	0	Interlinking block	CPX-M-GE-EV-S-7/8-5POL	FES	FES.550208
=V1GL1UQ51KF2-KF2.11	0	Manifold block	CPX-M-AB-8-M12X2-5POL	FES	FES.549335

			Date	11/26/2022	Volvo Trucks North America		Valiant TMS	Parts list : TUR.1644979 - FES.549335	Drawing name: =2V05&EFS-EL	=	
			Ed.	MKLEPADLO						+ V1GL1UQ51	
			Appr		P6700 Firewall - Cell 2V05				Document type: EPB	Project nr: 22-16143	Page 1
Modification	Date	Name	Original		Replacement of	Replaced by	Scale 1:1				1019

Parts list

F01_001

Device tag	Quantity	Designation	Type number	Supplier	Part number
=V1GL1UQ51WC4-XG51	1	TEE, 5-PIN MINI, STANDARD KEYWAY	RSM-2RKM 50	TURCK	TUR.RSM-2RKM 50

Parts list

F01_001

Device tag	Quantity	Designation	Type number	Supplier	Part number
=V1GL1UQ51UQ1.1-BGR	1	Inductive sensor	BI2-CRS260-AP4X2-H1141/S34	Turck	TUR.4570890
=V1GL1UQ51UQ1.1-BGS	1	Inductive sensor	BI2-CRS260-AP4X2-H1141/S34	Turck	TUR.4570890
=V1GL1UQ51UQ1.1-XGR/S	1	Y splitter	U2-30676	TURCK	TUR.VB2-FSM 4.4/2FKM 4/S3450

+V1GL1UQ51/2

+.GL1UQ51UQ1.2/1

			Date	12/2/2022	Volvo Trucks North America		Valiant TMS	Parts list : TUR.4570890 - TUR.VB2-FSM 4.4/2FKM 4/S3450	Drawing name: =2V05&EFS-EL	=	
			Ed.	MKLEPADLO						+ V1GL1UQ51UQ1.1	
			Appr		P6700 Firewall - Cell 2V05		Scale 1:1		Document type: EPB	Project nr: 22-16143	Page 1
Modification	Date	Name	Original		Replacement of	Replaced by					1019

Parts list

F01_001

Device tag	Quantity	Designation	Type number	Supplier	Part number
=V1GL1UQ51UQ1.2-BGR	1	Inductive sensor	BI2-CRS260-AP4X2-H1141/S34	Turck	TUR.4570890
=V1GL1UQ51UQ1.2-BGS	1	Inductive sensor	BI2-CRS260-AP4X2-H1141/S34	Turck	TUR.4570890
=V1GL1UQ51UQ1.2-XGR/S	1	Y splitter	U2-30676	TURCK	TUR.VB2-FSM 4.4/2FKM 4/S3450

+.GL1UQ51UQ1.1/1

+.GL1UQ51UQ1.3/1

			Date	12/2/2022	Volvo Trucks North America	Valiant TMS	Parts list : TUR.4570890 - TUR.VB2-FSM 4.4/2FKM 4/S3450	Drawing name: =2V05&EFS-EL	=	
			Ed.	MKLEPADLO					+ V1GL1UQ51UQ1.2	
			Appr		P6700 Firewall - Cell 2V05	Scale 1:1		Document type: EPB	Project nr: 22-16143	Page 1
Modification	Date	Name	Original		Replacement of / Replaced by					1019

Parts list

F01_001

Device tag	Quantity	Designation	Type number	Supplier	Part number
=V1GL1UQ51UQ1.3-BGR	1	Inductive sensor	BI2-CRS260-AP4X2-H1141/S34	Turck	TUR.4570890
=V1GL1UQ51UQ1.3-BGS	1	Inductive sensor	BI2-CRS260-AP4X2-H1141/S34	Turck	TUR.4570890
=V1GL1UQ51UQ1.3-XGR/S	1	Y splitter	U2-30676	TURCK	TUR.VB2-FSM 4.4/2FKM 4/S3450

+.GL1UQ51UQ1.2/1

+.GL1UQ51UQ2.1/1

			Date	12/2/2022	Volvo Trucks North America		Valiant TMS	Parts list : TUR.4570890 - TUR.VB2-FSM 4.4/2FKM 4/S3450	Drawing name: =2V05&EFS-EL	=	
			Ed.	MKLEPADLO						+ V1GL1UQ51UQ1.3	
			Appr		P6700 Firewall - Cell 2V05		Scale 1:1		Document type: EPB	Project nr: 22-16143	Page 1
Modification	Date	Name	Original		Replacement of	Replaced by					1019

Parts list

F01_001

Device tag	Quantity	Designation	Type number	Supplier	Part number
=V1GL1UQ51UQ2.1-BGS/R	1				TUN.1329440

			Date	11/26/2022	Volvo Trucks North America		Valiant TMS	Parts list : TUN.1329440 - TUN.1329440	Drawing name: =2V05&EFS-EL	=	
			Ed.	MKLEPADLO						+ V1GL1UQ51UQ2.1	
			Appr		P6700 Firewall - Cell 2V05				Document type: EPB	Project nr: 22-16143	Page 1
Modification	Date	Name	Original		Replacement of	Replaced by	Scale 1:1				1019

Parts list

F01_001

Device tag	Quantity	Designation	Type number	Supplier	Part number
=V1GL1UQ51UQ2.2-BGS/R	1	Inductive sensor Monitoring Kit for Power Clamps	1324638	TUNKERS	TUN.1324638

+.GL1UQ51UQ2.1/1

+.GL1UQ51UQ2.3/1

			Date	11/26/2022	Volvo Trucks North America		Valiant TMS	Parts list : TUN.1324638 - TUN.1324638	Drawing name: =2V05&EFS-EL	=	
			Ed.	MKLEPADLO						+ V1GL1UQ51UQ2.2	
			Appr		P6700 Firewall - Cell 2V05				Document type: EPB	Project nr: 22-16143	Page 1
Modification	Date	Name	Original		Replacement of	Replaced by	Scale 1:1				1019

Parts list

F01_001

Device tag	Quantity	Designation	Type number	Supplier	Part number
=V1GL1UQ51UQ2.3-BGS/R	1	Inductive sensor Monitoring Kit for Power Clamps	1324638	TUNKERS	TUN.1324638

+.GL1UQ51UQ2.2/1

+.GL1UQ51UQ3.1/1

			Date	11/26/2022	Volvo Trucks North America		Valiant TMS	Parts list : TUN.1324638 - TUN.1324638	Drawing name: =2V05&EFS-EL	=	
			Ed.	MKLEPADLO						+ V1GL1UQ51UQ2.3	
			Appr		P6700 Firewall - Cell 2V05				Document type: EPB	Project nr: 22-16143	Page 1
Modification	Date	Name	Original		Replacement of	Replaced by	Scale 1:1				1019

Parts list

F01_001

Device tag	Quantity	Designation	Type number	Supplier	Part number
=V1GL1UQ51UQ3.1-BGS/R	1	-Wire, 4-Pin, DC M12 X 1 (PNP)	WWA001A	WEL	WEL.WWA001A

+.GL1UQ51UQ2.3/1

+.GL1UQ51UQ3.2/1

			Date	11/26/2022	Volvo Trucks North America		Valiant TMS	Parts list : WEL.WWA001A - WEL.WWA001A	Drawing name: =2V05&EFS-EL	=	
			Ed.	MKLEPADLO						+ V1GL1UQ51UQ3.1	
			Appr		P6700 Firewall - Cell 2V05				Document type: EPB	Project nr: 22-16143	Page 1
Modification	Date	Name	Original		Replacement of	Replaced by	Scale 1:1				1019

Parts list

F01_001

Device tag	Quantity	Designation	Type number	Supplier	Part number
=V1GL1UQ51UQ3.2-BGS/R	1	-Wire, 4-Pin, DC M12 X 1 (PNP)	WWA001A	WEL	WEL.WWA001A

Parts list

F01_001

Device tag	Quantity	Designation	Type number	Supplier	Part number
=V1GL1UQ51UQ3.3-BGS/R	1	-Wire, 4-Pin, DC M12 X 1 (PNP)	WWA001A	WEL	WEL.WWA001A

			Date	11/26/2022	Volvo Trucks North America		Valiant TMS	Parts list : WEL.WWA001A - WEL.WWA001A	Drawing name: =2V05&EFS-EL	=	
			Ed.	MKLEPADLO						+ V1GL1UQ51UQ3.3	
			Appr		P6700 Firewall - Cell 2V05		Scale 1:1		Document type: EPB	Project nr: 22-16143	Page 1
Modification	Date	Name	Original		Replacement of	Replaced by					1019

Parts list

F01_001

Device tag	Quantity	Designation	Type number	Supplier	Part number
=V1GL1UQ51UQ4.1-BGS/R	1	Inductive sensor Monitoring Kit for Power Clamps	1324644	TUNKERS	TUN.1324644

+.GL1UQ51UQ3.3/1

+.GL1UQ51UQ4.2/1

			Date	11/26/2022	Volvo Trucks North America		Valiant TMS	Parts list : TUN.1324644 - TUN.1324644	Drawing name: =2V05&EFS-EL	=	
			Ed.	MKLEPADLO						+ V1GL1UQ51UQ4.1	
			Appr		P6700 Firewall - Cell 2V05				Document type: EPB	Project nr: 22-16143	Page 1
Modification	Date	Name	Original		Replacement of	Replaced by	Scale 1:1				1019

Parts list

F01_001

Device tag	Quantity	Designation	Type number	Supplier	Part number
=V1GL1UQ51UQ4.2-BGS/R	1	Inductive sensor Monitoring Kit for Power Clamps	1324644	TUNKERS	TUN.1324644

+.GL1UQ51UQ4.1/1

+.GL1UQ51UQ4.3/1

			Date	11/26/2022	Volvo Trucks North America	Valiant TMS	Parts list : TUN.1324644 - TUN.1324644	Drawing name: =2V05&EFS-EL	=	
			Ed.	MKLEPADLO					+ V1GL1UQ51UQ4.2	
			Appr		P6700 Firewall - Cell 2V05			Document type: EPB	Project nr: 22-16143	Page 1
Modification	Date	Name	Original		Replacement of / Replaced by	Scale 1:1				1019

Parts list

F01_001

Device tag	Quantity	Designation	Type number	Supplier	Part number
=V1GL1UQ51UQ4.3-BGS/R	1	Inductive sensor Monitoring Kit for Power Clamps	1324638	TUNKERS	TUN.1324638

+.GL1UQ51UQ4.2/1

+.GL1UQ51UQ4.4/1

			Date	11/26/2022	Volvo Trucks North America		Valiant TMS	Parts list : TUN.1324638 - TUN.1324638	Drawing name: =2V05&EFS-EL	=	
			Ed.	MKLEPADLO						+ V1GL1UQ51UQ4.3	
			Appr		P6700 Firewall - Cell 2V05				Document type: EPB	Project nr: 22-16143	Page 1
Modification	Date	Name	Original		Replacement of	Replaced by	Scale 1:1				1019

Parts list

F01_001

Device tag	Quantity	Designation	Type number	Supplier	Part number
=V1GL1UQ51UQ4.4-BGS/R	1	Inductive sensor Monitoring Kit for Power Clamps	1324638	TUNKERS	TUN.1324638

+.GL1UQ51UQ4.3/1

+.GL1UQ51UQ4.5/1

			Date	11/26/2022	Volvo Trucks North America		Valiant TMS	Parts list : TUN.1324638 - TUN.1324638	Drawing name: =2V05&EFS-EL	=	
			Ed.	MKLEPADLO						+ V1GL1UQ51UQ4.4	
			Appr		P6700 Firewall - Cell 2V05				Document type: EPB	Project nr: 22-16143	Page 1
Modification	Date	Name	Original		Replacement of	Replaced by	Scale 1:1				1019

Parts list

F01_001

Device tag	Quantity	Designation	Type number	Supplier	Part number
=V1GL1UQ51UQ4.5-BGS/R	1	Inductive sensor Monitoring Kit for Power Clamps	1324644	TUNKERS	TUN.1324644

Parts list

F01_001

Device tag	Quantity	Designation	Type number	Supplier	Part number
=V1GL1UQ51UQ5.1-BGS/R	1	Inductive sensor Monitoring Kit for Power Clamps	1324644	TUNKERS	TUN.1324644

			Date	11/26/2022	Volvo Trucks North America		Valiant TMS	Parts list : TUN.1324644 - TUN.1324644	Drawing name: =2V05&EFS-EL	= + V1GL1UQ51UQ5.1	
			Ed.	MKLEPADLO							
			Appr		P6700 Firewall - Cell 2V05		Scale 1:1		Document type: EPB	Project nr: 22-16143	Page 1
Modification	Date	Name	Original		Replacement of	Replaced by					1019

Parts list

F01_001

Device tag	Quantity	Designation	Type number	Supplier	Part number
=V1GL1UQ51UQ5.2-BGS/R	1	Inductive sensor Monitoring Kit for Power Clamps	1324644	TUNKERS	TUN.1324644

+.GL1UQ51UQ5.1/1

+.GL1UQ51UQ6.1/1

			Date	11/26/2022	Volvo Trucks North America		Valiant TMS	Parts list : TUN.1324644 - TUN.1324644	Drawing name: =2V05&EFS-EL	=	
			Ed.	MKLEPADLO						+ V1GL1UQ51UQ5.2	
			Appr		P6700 Firewall - Cell 2V05				Document type: EPB	Project nr: 22-16143	Page 1
Modification	Date	Name	Original		Replacement of	Replaced by	Scale 1:1				1019

Parts list

F01_001

Device tag	Quantity	Designation	Type number	Supplier	Part number
=V1GL1UQ51UQ6.1-BGR	1	Inductive sensor Monitoring Kit for Power Clamps	D-M9PW	SMC	SMC.D-M9PW
=V1GL1UQ51UQ6.1-BGS	1	Inductive sensor Monitoring Kit for Power Clamps	D-M9PW	SMC	SMC.D-M9PW
=V1GL1UQ51UQ6.1-XGR/S	1	Y splitter	U2-30676	TURCK	TUR.VB2-FSM 4.4/2FKM 4/S3450

+.GL1UQ51UQ5.2/1

+.GL1UQ51UQ6.2/1

			Date	12/2/2022	Volvo Trucks North America		Valiant TMS	Parts list : SMC.D-M9PW - TUR.VB2-FSM 4.4/2FKM 4/S3450	Drawing name: =2V05&EFS-EL	= + V1GL1UQ51UQ6.1	
			Ed.	MKLEPADLO	P6700 Firewall - Cell 2V05						
			Appr				Scale 1:1		Document type: EPB	Project nr: 22-16143	Page 1
Modification	Date	Name	Original		Replacement of	Replaced by					1019

Parts list

F01_001

Device tag	Quantity	Designation	Type number	Supplier	Part number
=V1GL1UQ51UQ6.2-BGR	1	Inductive sensor Monitoring Kit for Power Clamps	D-M9PW	SMC	SMC.D-M9PW
=V1GL1UQ51UQ6.2-BGS	1	Inductive sensor Monitoring Kit for Power Clamps	D-M9PW	SMC	SMC.D-M9PW
=V1GL1UQ51UQ6.2-XGR/S	1	Y splitter	U2-30676	TURCK	TUR.VB2-FSM 4.4/2FKM 4/S3450

+.GL1UQ51UQ6.1/1

+.GL1UQ51UQ6.3/1

			Date	12/2/2022	Volvo Trucks North America	Valiant TMS	Parts list : SMC.D-M9PW - TUR.VB2-FSM 4.4/2FKM 4/S3450	Drawing name: =2V05&EFS-EL	=	
			Ed.	MKLEPADLO					+ V1GL1UQ51UQ6.2	
			Appr		P6700 Firewall - Cell 2V05			Document type: EPB	Project nr: 22-16143	Page 1
Modification	Date	Name	Original		Replacement of / Replaced by	Scale 1:1				1019

Parts list

F01_001

Device tag	Quantity	Designation	Type number	Supplier	Part number
=V1GL1UQ51UQ6.3-BGS/R	1	4-Wire, 4-Pin, DC M12 X 1 (PNP)	WWS001A	WEL	WEL.WWS001A

+.GL1UQ51UQ6.2/1

+.GL1UQ51UQ6.4/1

			Date	11/26/2022	Volvo Trucks North America		Valiant TMS	Parts list : WEL.WWS001A - WEL.WWS001A	Drawing name: =2V05&EFS-EL	=	
			Ed.	MKLEPADLO						+ V1GL1UQ51UQ6.3	
			Appr		P6700 Firewall - Cell 2V05		Scale 1:1		Document type: EPB	Project nr: 22-16143	Page 1
Modification	Date	Name	Original		Replacement of	Replaced by					1019

Parts list

F01_001

Device tag	Quantity	Designation	Type number	Supplier	Part number
=V1GL1UQ51UQ6.4-BGS/R	1	4-Wire, 4-Pin, DC M12 X 1 (PNP)	WWS001A	WEL	WEL.WWS001A

+.GL1UQ51UQ6.3/1

+.GL1UQ51UQ7.1/1

			Date	11/26/2022	Volvo Trucks North America		Valiant TMS	Parts list : WEL.WWS001A - WEL.WWS001A	Drawing name: =2V05&EFS-EL	=	
			Ed.	MKLEPADLO						+ V1GL1UQ51UQ6.4	
			Appr		P6700 Firewall - Cell 2V05		Scale 1:1		Document type: EPB	Project nr: 22-16143	Page 1
Modification	Date	Name	Original		Replacement of	Replaced by					1019

Parts list

F01_001

Device tag	Quantity	Designation	Type number	Supplier	Part number
=V1GL1UQ51UQ7.1-BGR	1	Inductive sensor	NI15U-MT18M-AP6X2-H1141/S1589	TURCK	TUR.1652920
=V1GL1UQ51UQ7.1-BGS	1	Inductive sensor	NI15U-MT18M-AP6X2-H1141/S1589	TURCK	TUR.1652920
=V1GL1UQ51UQ7.1-XGR/S	1	Y splitter	U2-30676	TURCK	TUR.VB2-FSM 4.4/2FKM 4/S3450

+.GL1UQ51UQ6.4/1

+.GL1UQ51UQ7.2/1

			Date	12/2/2022	Volvo Trucks North America		Valiant TMS	Parts list : TUR.1652920 - TUR.VB2-FSM 4.4/2FKM 4/S3450	Drawing name: =2V05&EFS-EL		=
			Ed.	MKLEPADLO							+ V1GL1UQ51UQ7.1
			Appr		P6700 Firewall - Cell 2V05				Document type: EPB	Project nr: 22-16143	Page 1
Modification	Date	Name	Original		Replacement of	Replaced by	Scale 1:1				1019

Parts list

F01_001

Device tag	Quantity	Designation	Type number	Supplier	Part number
=V1GL1UQ51UQ7.2-BGR	1	Inductive sensor	NI15U-MT18M-AP6X2-H1141/S1589	TURCK	TUR.1652920
=V1GL1UQ51UQ7.2-BGS	1	Inductive sensor	NI15U-MT18M-AP6X2-H1141/S1589	TURCK	TUR.1652920
=V1GL1UQ51UQ7.2-XGR/S	1	Y splitter	U2-30676	TURCK	TUR.VB2-FSM 4.4/2FKM 4/S3450

			Date	12/2/2022	Volvo Trucks North America		Valiant TMS	Parts list : TUR.1652920 - TUR.VB2-FSM 4.4/2FKM 4/S3450	Drawing name: =2V05&EFS-EL	= + V1GL1UQ51UQ7.2
			Ed.	MKLEPADLO	P6700 Firewall - Cell 2V05					
			Appr				Scale 1:1		Document type: EPB	Project nr: 22-16143
Modification	Date	Name	Original		Replacement of	Replaced by				Page 1 / 1019

Parts list

F01_001

Device tag	Quantity	Designation	Type number	Supplier	Part number
=V1GL1UQ51UQ8.1-BGS/R	1	Inductive sensor Monitoring Kit for Power Clamps	1324638	TUNKERS	TUN.1324638

+.GL1UQ51UQ7.2/1

+.GL1UQ51UQ8.2/1

			Date	11/26/2022	Volvo Trucks North America		Valiant TMS	Parts list : TUN.1324638 - TUN.1324638	Drawing name: =2V05&EFS-EL	=	
			Ed.	MKLEPADLO						+ V1GL1UQ51UQ8.1	
			Appr		P6700 Firewall - Cell 2V05		Scale 1:1		Document type: EPB	Project nr: 22-16143	Page 1
Modification	Date	Name	Original		Replacement of	Replaced by					1019

Parts list

F01_001

Device tag	Quantity	Designation	Type number	Supplier	Part number
=V1GL1UQ51UQ8.2-BGS/R	1	Inductive sensor Monitoring Kit for Power Clamps	1324638	TUNKERS	TUN.1324638

+.GL1UQ51UQ8.1/1

+.GL1UQ51UQ9.1/1

			Date	11/26/2022	Volvo Trucks North America		Valiant TMS	Parts list : TUN.1324638 - TUN.1324638	Drawing name: =2V05&EFS-EL	=	
			Ed.	MKLEPADLO						+ V1GL1UQ51UQ8.2	
			Appr		P6700 Firewall - Cell 2V05				Document type: EPB	Project nr: 22-16143	Page 1
Modification	Date	Name	Original		Replacement of	Replaced by	Scale 1:1				1019

Parts list

F01_001

Device tag	Quantity	Designation	Type number	Supplier	Part number
=V1GL1UQ51UQ9.1-BGS/R	1	Inductive sensor Monitoring Kit for Power Clamps	1324644	TUNKERS	TUN.1324644

+.GL1UQ51UQ8.2/1

+.GL1UQ51UQ9.2/1

			Date	11/26/2022	Volvo Trucks North America		Valiant TMS	Parts list : TUN.1324644 - TUN.1324644	Drawing name: =2V05&EFS-EL	=	
			Ed.	MKLEPADLO						+ V1GL1UQ51UQ9.1	
			Appr		P6700 Firewall - Cell 2V05				Document type: EPB	Project nr: 22-16143	Page 1
Modification	Date	Name	Original		Replacement of	Replaced by	Scale 1:1				1019

Parts list

F01_001

Device tag	Quantity	Designation	Type number	Supplier	Part number
=V1GL1UQ51UQ9.2-BGS/R	1	Inductive sensor Monitoring Kit for Power Clamps	1324644	TUNKERS	TUN.1324644

+.GL1UQ51UQ9.1/1

+.GL1UQ51UQ10.1/1

			Date	11/26/2022	Volvo Trucks North America		Valiant TMS	Parts list : TUN.1324644 - TUN.1324644	Drawing name: =2V05&EFS-EL	=	
			Ed.	MKLEPADLO						+ V1GL1UQ51UQ9.2	
			Appr		P6700 Firewall - Cell 2V05				Document type: EPB	Project nr: 22-16143	Page 1
Modification	Date	Name	Original		Replacement of	Replaced by	Scale 1:1				1019

Parts list

F01_001

Device tag	Quantity	Designation	Type number	Supplier	Part number
=V1GL1UQ51UQ10.1-BGS/R	1	Inductive sensor Monitoring Kit for Power Clamps	1324644	TUNKERS	TUN.1324644

+.GL1UQ51UQ9.2/1

+.GL1UQ51UQ10.2/1

			Date	11/26/2022	Volvo Trucks North America		Valiant TMS	Parts list : TUN.1324644 - TUN.1324644	Drawing name: =2V05&EFS-EL	=	
			Ed.	MKLEPADLO						+ V1GL1UQ51UQ10.1	
			Appr		P6700 Firewall - Cell 2V05				Document type: EPB	Project nr: 22-16143	Page 1
Modification	Date	Name	Original		Replacement of	Replaced by	Scale 1:1				1019

Parts list

F01_001

Device tag	Quantity	Designation	Type number	Supplier	Part number
=V1GL1UQ51UQ10.2-BGS/R	1	Inductive sensor Monitoring Kit for Power Clamps	1324644	TUNKERS	TUN.1324644

+.GL1UQ51UQ10.1/1

+.GL1UQ51UQ10.3/1

			Date	11/26/2022	Volvo Trucks North America		Valiant TMS	Parts list : TUN.1324644 - TUN.1324644	Drawing name: =2V05&EFS-EL	=	
			Ed.	MKLEPADLO						+ V1GL1UQ51UQ10.2	
			Appr		P6700 Firewall - Cell 2V05				Document type: EPB	Project nr: 22-16143	Page 1
Modification	Date	Name	Original		Replacement of	Replaced by	Scale 1:1				1019

Parts list

F01_001

Device tag	Quantity	Designation	Type number	Supplier	Part number
=V1GL1UQ51UQ10.3-BGS/R	1	Inductive sensor Monitoring Kit for Power Clamps	1324638	TUNKERS	TUN.1324638

+.GL1UQ51UQ10.2/1

+.GL1UQ51UQ11.1/1

			Date	11/26/2022	Volvo Trucks North America		Valiant TMS	Parts list : TUN.1324638 - TUN.1324638	Drawing name: =2V05&EFS-EL	=	
			Ed.	MKLEPADLO						+ V1GL1UQ51UQ10.3	
			Appr		P6700 Firewall - Cell 2V05				Document type: EPB	Project nr: 22-16143	Page 1
Modification	Date	Name	Original		Replacement of	Replaced by	Scale 1:1				1019

Parts list

F01_001

Device tag	Quantity	Designation	Type number	Supplier	Part number
=V1GL1UQ51UQ11.1-BGS/R	1	Inductive sensor Monitoring Kit for Power Clamps	1324644	TUNKERS	TUN.1324644

+.GL1UQ51UQ10.3/1

+.GL1UQ51UQ11.2/1

			Date	11/26/2022	Volvo Trucks North America		Valiant TMS	Parts list : TUN.1324644 - TUN.1324644	Drawing name: =2V05&EFS-EL	=	
			Ed.	MKLEPADLO						+ V1GL1UQ51UQ11.1	
			Appr		P6700 Firewall - Cell 2V05				Document type: EPB	Project nr: 22-16143	Page 1
Modification	Date	Name	Original		Replacement of	Replaced by	Scale 1:1				1019

Parts list

F01_001

Device tag	Quantity	Designation	Type number	Supplier	Part number
=V1GL1UQ51UQ11.2-BGS/R	1	Inductive sensor Monitoring Kit for Power Clamps	1324644	TUNKERS	TUN.1324644

+.GL1UQ51UQ11.1/1

+.GL1UQ51UQ11.3/1

			Date	11/26/2022	Volvo Trucks North America		Valiant TMS	Parts list : TUN.1324644 - TUN.1324644	Drawing name: =2V05&EFS-EL	=	
			Ed.	MKLEPADLO						+ V1GL1UQ51UQ11.2	
			Appr		P6700 Firewall - Cell 2V05				Document type: EPB	Project nr: 22-16143	Page 1
Modification	Date	Name	Original		Replacement of	Replaced by	Scale 1:1				1019

Parts list

F01_001

Device tag	Quantity	Designation	Type number	Supplier	Part number
=V1GL1UQ51UQ11.3-BGS/R	1				TUN.1329440

			Date	11/26/2022	Volvo Trucks North America		Valiant TMS	Parts list : TUN.1329440 - TUN.1329440	Drawing name: =2V05&EFS-EL	=	
			Ed.	MKLEPADLO						+ V1GL1UQ51UQ11.3	
			Appr		P6700 Firewall - Cell 2V05				Document type: EPB	Project nr: 22-16143	Page 1
Modification	Date	Name	Original		Replacement of	Replaced by	Scale 1:1				1019

Parts list

F01_001

Device tag	Quantity	Designation	Type number	Supplier	Part number
=V1GL1UQ51UQ11.4-BGS/R	1				TUN.1329440

+.GL1UQ51UQ11.3/1

+.GL1UQ51UQ11.5/1

			Date	11/26/2022	Volvo Trucks North America		Valiant TMS	Parts list : TUN.1329440 - TUN.1329440	Drawing name: =2V05&EFS-EL	=	
			Ed.	MKLEPADLO						+ V1GL1UQ51UQ11.4	
			Appr		P6700 Firewall - Cell 2V05				Document type: EPB	Project nr: 22-16143	Page 1
Modification	Date	Name	Original		Replacement of	Replaced by	Scale 1:1				1019

Parts list

F01_001

Device tag	Quantity	Designation	Type number	Supplier	Part number
=V1GL1UQ51UQ11.5-BGS/R	1	Inductive sensor Monitoring Kit for Power Clamps	1324644	TUNKERS	TUN.1324644

			Date	11/26/2022	Volvo Trucks North America		Valiant TMS	Parts list : TUN.1324644 - TUN.1324644	Drawing name: =2V05&EFS-EL	=	
			Ed.	MKLEPADLO						+ V1GL1UQ51UQ11.5	
			Appr		P6700 Firewall - Cell 2V05				Document type: EPB	Project nr: 22-16143	Page 1
Modification	Date	Name	Original		Replacement of	Replaced by	Scale 1:1				1019

Parts list

F01_001

Device tag	Quantity	Designation	Type number	Supplier	Part number
=V1GL1UQ51UQ11.6-BGS/R	1	Inductive sensor Monitoring Kit for Power Clamps	1324644	TUNKERS	TUN.1324644

+.GL1UQ51UQ11.5/1

+.GL1UQ51UQ12.1/1

			Date	11/26/2022	Volvo Trucks North America		Valiant TMS	Parts list : TUN.1324644 - TUN.1324644	Drawing name: =2V05&EFS-EL	=	
			Ed.	MKLEPADLO						+ V1GL1UQ51UQ11.6	
			Appr		P6700 Firewall - Cell 2V05				Document type: EPB	Project nr: 22-16143	Page 1
Modification	Date	Name	Original		Replacement of	Replaced by	Scale 1:1				1019

Parts list

F01_001

Device tag	Quantity	Designation	Type number	Supplier	Part number
=V1GL1UQ51UQ12.1-BGR	1	Inductive sensor Monitoring Kit for Power Clamps	D-M9PW	SMC	SMC.D-M9PW
=V1GL1UQ51UQ12.1-BGS	1	Inductive sensor Monitoring Kit for Power Clamps	D-M9PW	SMC	SMC.D-M9PW
=V1GL1UQ51UQ12.1-XGR/S	1	Y splitter	U2-30676	TURCK	TUR.VB2-FSM 4.4/2FKM 4/S3450

+.GL1UQ51UQ11.6/1

+.GL1UQ51UQ12.2/1

			Date	12/2/2022	Volvo Trucks North America	Valiant TMS	Parts list : SMC.D-M9PW - TUR.VB2-FSM 4.4/2FKM 4/S3450	Drawing name: =2V05&EFS-EL	=	
			Ed.	MKLEPADLO					+ V1GL1UQ51UQ12.1	
			Appr		P6700 Firewall - Cell 2V05	Scale 1:1		Document type: EPB	Project nr: 22-16143	Page 1
Modification	Date	Name	Original		Replacement of / Replaced by					1019

Parts list

F01_001

Device tag	Quantity	Designation	Type number	Supplier	Part number
=V1GL1UQ51UQ12.2-BGR	1	Inductive sensor Monitoring Kit for Power Clamps	D-M9PW	SMC	SMC.D-M9PW
=V1GL1UQ51UQ12.2-BGS	1	Inductive sensor Monitoring Kit for Power Clamps	D-M9PW	SMC	SMC.D-M9PW
=V1GL1UQ51UQ12.2-XGR/S	1	Y splitter	U2-30676	TURCK	TUR.VB2-FSM 4.4/2FKM 4/S3450

+.GL1UQ51UQ12.1/1

+.GL2/1

			Date	12/2/2022	Volvo Trucks North America	Valiant TMS	Parts list : SMC.D-M9PW - TUR.VB2-FSM 4.4/2FKM 4/S3450	Drawing name: =2V05&EFS-EL	= + V1GL1UQ51UQ12.2	
			Ed.	MKLEPADLO						
			Appr		P6700 Firewall - Cell 2V05	Scale 1:1		Document type: EPB	Project nr: 22-16143	Page 1
Modification	Date	Name	Original		Replacement of / Replaced by					1019

Parts list

F01_001

Device tag	Quantity	Designation	Type number	Supplier	Part number
=V1GL2KF1-KF1	0	Bus node	CPX-FB33	FES	FES.548755
=V1GL2KF1-KF1	0	Interlinking block	CPX-M-GE-EV-S-7/8-5POL	FES	FES.550208
=V1GL2KF1-KF1.11	0	Manifold block	CPX-AB-4-M12X2-5POL-R	FES	FES.541254
=V1GL2KF1-KF1.12	0	Manifold block	CPX-AB-4-M12X2-5POL-R	FES	FES.541254
=V1GL2KF1-KF1.13	1	Manifold block	CPX-AB-4-M12X2-5POL-R	FES	FES.541254
=V1GL2WC4-UCMS1	1	5 PIN MINI FIELD ATTACHABLE, FEMALE, STRAIGHT	BS 4151-0/9	TURCK	TUR.BS 4151-0/9
=V1GL2WC4-W1	1	5 PIN MINI FIELD ATTACHABLE, FEMALE, STRAIGHT	BS 4151-0/9	TURCK	TUR.BS 4151-0/9
=V1GL2WC4-W4	1	5 PIN MINI FIELD ATTACHABLE, FEMALE, STRAIGHT	BS 4151-0/9	TURCK	TUR.BS 4151-0/9

Parts list

F01_001

Device tag	Quantity	Designation	Type number	Supplier	Part number
=V1GL2UQ51BG0-BG01	1	Inductive sensor	BI4U-MT12E-AP6X-H1141/S1589	Turck	TUR.1644979
=V1GL2UQ51BG0-BG02	1	Inductive sensor	BI4U-MT12E-AP6X-H1141/S1589	Turck	TUR.1644979
=V1GL2UQ51BG0-BG03	1	Inductive sensor	BI4U-MT12E-AP6X-H1141/S1589	Turck	TUR.1644979
=V1GL2UQ51BG0-BG04	1	Inductive sensor	BI4U-MT12E-AP6X-H1141/S1589	Turck	TUR.1644979
=V1GL2UQ51BG0-BG05	1	Inductive sensor	BI20U-CA40-AP6X2-H1141/S1590W/BS2.0	Turck	TUR.1627297
=V1GL2UQ51BG0-BG06	1	Inductive sensor	BI20U-CA40-AP6X2-H1141/S1590W/BS2.0	Turck	TUR.1627297
=V1GL2UQ51BG0-BG07	1	Inductive sensor	BI4U-MT12E-AP6X-H1141/S1589	Turck	TUR.1644979
=V1GL2UQ51BG0-BG08	1	Inductive sensor	BI4U-MT12E-AP6X-H1141/S1589	Turck	TUR.1644979
=V1GL2UQ51BG0-BG09	1	Inductive sensor	BI4U-MT12E-AP6X-H1141/S1589	Turck	TUR.1644979
=V1GL2UQ51BG0-BG10	1	Inductive sensor	BI4U-MT12E-AP6X-H1141/S1589	Turck	TUR.1644979
=V1GL2UQ51BG0-BG11	1	Inductive sensor	BI20U-CA40-AP6X2-H1141/S1590W/BS2.0	Turck	TUR.1627297
=V1GL2UQ51BG0-BG12	1	Inductive sensor	BI20U-CA40-AP6X2-H1141/S1590W/BS2.0	Turck	TUR.1627297
=V1GL2UQ51BG0-BG13	1	Inductive sensor	BI20U-CA40-AP6X2-H1141/S1590W/BS2.0	Turck	TUR.1627297
=V1GL2UQ51BG0-BG14	1	Inductive sensor	BI20U-CA40-AP6X2-H1141/S1590W/BS2.0	Turck	TUR.1627297
=V1GL2UQ51BG0-BG15	1	Inductive sensor	BI20U-CA40-AP6X2-H1141/S1590W/BS2.0	Turck	TUR.1627297
=V1GL2UQ51BG0-BG16	1	Inductive sensor	BI20U-CA40-AP6X2-H1141/S1590W/BS2.0	Turck	TUR.1627297
=V1GL2UQ51BG0-BG17	1	Inductive sensor	BI20U-CA40-AP6X2-H1141/S1590W/BS2.0	Turck	TUR.1627297
=V1GL2UQ51BG0-BG18	1	Inductive sensor	BI20U-CA40-AP6X2-H1141/S1590W/BS2.0	Turck	TUR.1627297
=V1GL2UQ51BG0-BG19	1	Inductive sensor	BI20U-CA40-AP6X2-H1141/S1590W/BS2.0	Turck	TUR.1627297
=V1GL2UQ51BG0-BG20	1	Inductive sensor	BI20U-CA40-AP6X2-H1141/S1590W/BS2.0	Turck	TUR.1627297
=V1GL2UQ51BG0-BG21	1	Inductive sensor	BI4U-MT12E-AP6X-H1141/S1589	Turck	TUR.1644979
=V1GL2UQ51BG0-BG22	1	Inductive sensor	BI4U-MT12E-AP6X-H1141/S1589	Turck	TUR.1644979
=V1GL2UQ51BG0-BG23	1	Discrete Q60: Proximity Mode	Q60BB6LAF1400QPMA	BANNER	BAN.72294
=V1GL2UQ51BG0-BG24	1	Discrete Q60: Proximity Mode	Q60BB6LAF1400QPMA	BANNER	BAN.72294
=V1GL2UQ51BG0-BG25	1	Inductive sensor	BI20U-CA40-AP6X2-H1141/S1590W/BS2.0	Turck	TUR.1627297
=V1GL2UQ51BG0-BG26	1	Inductive sensor	BI20U-CA40-AP6X2-H1141/S1590W/BS2.0	Turck	TUR.1627297
=V1GL2UQ51BG0-XG1/2	1	Y splitter	U2-30676	TURCK	TUR.VB2-FSM 4.4/2FKM 4/S3450
=V1GL2UQ51BG0-XG3/4	1	Y splitter	U2-30676	TURCK	TUR.VB2-FSM 4.4/2FKM 4/S3450
=V1GL2UQ51BG0-XG5/6	1	Y splitter	U2-30676	TURCK	TUR.VB2-FSM 4.4/2FKM 4/S3450
=V1GL2UQ51BG0-XG7/8	1	Y splitter	U2-30676	TURCK	TUR.VB2-FSM 4.4/2FKM 4/S3450
=V1GL2UQ51BG0-XG9/10	1	Y splitter	U2-30676	TURCK	TUR.VB2-FSM 4.4/2FKM 4/S3450
=V1GL2UQ51BG0-XG11/12	1	Y splitter	U2-30676	TURCK	TUR.VB2-FSM 4.4/2FKM 4/S3450
=V1GL2UQ51BG0-XG13/14	1	Y splitter	U2-30676	TURCK	TUR.VB2-FSM 4.4/2FKM 4/S3450
=V1GL2UQ51BG0-XG15/16	1	Y splitter	U2-30676	TURCK	TUR.VB2-FSM 4.4/2FKM 4/S3450
=V1GL2UQ51BG0-XG17/18	1	Y splitter	U2-30676	TURCK	TUR.VB2-FSM 4.4/2FKM 4/S3450
=V1GL2UQ51BG0-XG19/20	1	Y splitter	U2-30676	TURCK	TUR.VB2-FSM 4.4/2FKM 4/S3450
=V1GL2UQ51BG0-XG21/22	1	Y splitter	U2-30676	TURCK	TUR.VB2-FSM 4.4/2FKM 4/S3450
=V1GL2UQ51BG0-XG23/24	1	Y splitter	U2-30676	TURCK	TUR.VB2-FSM 4.4/2FKM 4/S3450
=V1GL2UQ51BG0-XG25/26	1	Y splitter	U2-30676	TURCK	TUR.VB2-FSM 4.4/2FKM 4/S3450
=V1GL2UQ51KF1-KF1	0	Bus node	CPX-FB33	FES	FES.548755
=V1GL2UQ51KF1-KF1	0	Interlinking block	CPX-M-GE-EV-S-7/8-5POL	FES	FES.550208
=V1GL2UQ51KF1-KF1.11	0	Manifold block	CPX-M-AB-8-M12X2-5POL	FES	FES.549335
=V1GL2UQ51KF1-KF1.12	0	Manifold block	CPX-M-AB-8-M12X2-5POL	FES	FES.549335
=V1GL2UQ51KF1-KF1.13	0	Manifold block	CPX-M-AB-8-M12X2-5POL	FES	FES.549335
=V1GL2UQ51KF2-KF2	0	Bus node	CPX-FB33	FES	FES.548755
=V1GL2UQ51KF2-KF2	0	Interlinking block	CPX-M-GE-EV-S-7/8-5POL	FES	FES.550208
=V1GL2UQ51KF2-KF2.11	0	Manifold block	CPX-M-AB-8-M12X2-5POL	FES	FES.549335
=V1GL2UQ51KF2-KF2.12	0	Manifold block	CPX-M-AB-8-M12X2-5POL	FES	FES.549335
=V1GL2UQ51KF2-KF2.13	0	Manifold block	CPX-M-AB-8-M12X2-5POL	FES	FES.549335
=V1GL2UQ51KF2-KF2.14	0	Manifold block	CPX-M-AB-8-M12X2-5POL	FES	FES.549335
=V1GL2UQ51WC4-XG51	1	TEE, 5-PIN MINI, STANDARD KEYWAY	RSM-2RKM 50	TURCK	TUR.RSM-2RKM 50

Parts list

F01_001

Device tag	Quantity	Designation	Type number	Supplier	Part number
=V1GL2UQ51UQ1.1-BGS/R	1	4-Wire, 4-Pin, DC M12 X 1 (PNP)	WWS001A	WEL	WEL.WWS001A

+V1GL2UQ51/1

+.GL2UQ51UQ1.2/1

			Date	11/26/2022	Volvo Trucks North America	Valiant TMS	Parts list : WEL.WWS001A - WEL.WWS001A	Drawing name: =2V05&EFS-EL	=	
			Ed.	MKLEPADLO					+ V1GL2UQ51UQ1.1	
			Appr		P6700 Firewall - Cell 2V05			Document type: EPB	Project nr: 22-16143	Page 1
Modification	Date	Name	Original		Replacement of / Replaced by	Scale 1:1				1019

Parts list

F01_001

Device tag	Quantity	Designation	Type number	Supplier	Part number
=V1GL2UQ51UQ1.2-BGS/R	1	4-Wire, 4-Pin, DC M12 X 1 (PNP)	WWS001A	WEL	WEL.WWS001A

+.GL2UQ51UQ1.1/1

+.GL2UQ51UQ1.3/1

			Date	11/26/2022	Volvo Trucks North America		Valiant TMS	Parts list : WEL.WWS001A - WEL.WWS001A	Drawing name: =2V05&EFS-EL	=	
			Ed.	MKLEPADLO						+ V1GL2UQ51UQ1.2	
			Appr		P6700 Firewall - Cell 2V05				Document type: EPB	Project nr: 22-16143	Page 1
Modification	Date	Name	Original		Replacement of	Replaced by	Scale 1:1				1019

Parts list

F01_001

Device tag	Quantity	Designation	Type number	Supplier	Part number
=V1GL2UQ51UQ1.3-BGS/R	1	4-Wire, 4-Pin, DC M12 X 1 (PNP)	WWS001A	WEL	WEL.WWS001A

Parts list

F01_001

Device tag	Quantity	Designation	Type number	Supplier	Part number
=V1GL2UQ51UQ1.4-BGS/R	1	4-Wire, 4-Pin, DC M12 X 1 (PNP)	WWS001A	WEL	WEL.WWS001A

+.GL2UQ51UQ1.3/1

+.GL2UQ51UQ2.1/1

			Date	11/26/2022	Volvo Trucks North America		Valiant TMS	Parts list : WEL.WWS001A - WEL.WWS001A	Drawing name: =2V05&EFS-EL	=	
			Ed.	MKLEPADLO						+ V1GL2UQ51UQ1.4	
			Appr		P6700 Firewall - Cell 2V05		Scale 1:1		Document type: EPB	Project nr: 22-16143	Page 1
Modification	Date	Name	Original		Replacement of	Replaced by					1019

Parts list

F01_001

Device tag	Quantity	Designation	Type number	Supplier	Part number
=V1GL2UQ51UQ2.1-BGS/R	1	Inductive sensor Monitoring Kit for Power Clamps	1324638	TUNKERS	TUN.1324638

+.GL2UQ51UQ1.4/1

+.GL2UQ51UQ2.2/1

			Date	11/26/2022	Volvo Trucks North America		Valiant TMS	Parts list : TUN.1324638 - TUN.1324638	Drawing name: =2V05&EFS-EL	=	
			Ed.	MKLEPADLO						+ V1GL2UQ51UQ2.1	
			Appr		P6700 Firewall - Cell 2V05				Document type: EPB	Project nr: 22-16143	Page 1
Modification	Date	Name	Original		Replacement of	Replaced by	Scale 1:1				1019

Parts list

F01_001

Device tag	Quantity	Designation	Type number	Supplier	Part number
=V1GL2UQ51UQ2.2-BGS/R	1	Inductive sensor Monitoring Kit for Power Clamps	1324638	TUNKERS	TUN.1324638

+.GL2UQ51UQ2.1/1

+.GL2UQ51UQ2.3/1

			Date	11/26/2022	Volvo Trucks North America		Valiant TMS	Parts list : TUN.1324638 - TUN.1324638	Drawing name: =2V05&EFS-EL	=	
			Ed.	MKLEPADLO						+ V1GL2UQ51UQ2.2	
			Appr		P6700 Firewall - Cell 2V05				Document type: EPB	Project nr: 22-16143	Page 1
Modification	Date	Name	Original		Replacement of	Replaced by	Scale 1:1				1019

Parts list

F01_001

Device tag	Quantity	Designation	Type number	Supplier	Part number
=V1GL2UQ51UQ2.3-BGS/R	1	Inductive sensor Monitoring Kit for Power Clamps	1324638	TUNKERS	TUN.1324638

			Date	11/26/2022	Volvo Trucks North America		Valiant TMS	Parts list : TUN.1324638 - TUN.1324638	Drawing name: =2V05&EFS-EL	=	
			Ed.	MKLEPADLO						+ V1GL2UQ51UQ2.3	
			Appr		P6700 Firewall - Cell 2V05				Document type: EPB	Project nr: 22-16143	Page 1
Modification	Date	Name	Original		Replacement of	Replaced by	Scale 1:1				1019

Parts list

F01_001

Device tag	Quantity	Designation	Type number	Supplier	Part number
=V1GL2UQ51UQ2.4-BGS/R	1	Inductive sensor Monitoring Kit for Power Clamps	1324638	TUNKERS	TUN.1324638

+.GL2UQ51UQ2.3/1

+.GL2UQ51UQ3.1/1

			Date	11/26/2022	Volvo Trucks North America		Valiant TMS	Parts list : TUN.1324638 - TUN.1324638	Drawing name: =2V05&EFS-EL	=	
			Ed.	MKLEPADLO						+ V1GL2UQ51UQ2.4	
			Appr		P6700 Firewall - Cell 2V05				Document type: EPB	Project nr: 22-16143	Page 1
Modification	Date	Name	Original		Replacement of	Replaced by	Scale 1:1				1019

Parts list

F01_001

Device tag	Quantity	Designation	Type number	Supplier	Part number
=V1GL2UQ51UQ3.1-BGS/R	1	Inductive sensor Monitoring Kit for Power Clamps	1324638	TUNKERS	TUN.1324638

+.GL2UQ51UQ2.4/1

+.GL2UQ51UQ3.2/1

			Date	11/26/2022	Volvo Trucks North America		Valiant TMS	Parts list : TUN.1324638 - TUN.1324638	Drawing name: =2V05&EFS-EL	=	
			Ed.	MKLEPADLO						+ V1GL2UQ51UQ3.1	
			Appr		P6700 Firewall - Cell 2V05				Document type: EPB	Project nr: 22-16143	Page 1
Modification	Date	Name	Original		Replacement of	Replaced by	Scale 1:1				1019

Parts list

F01_001

Device tag	Quantity	Designation	Type number	Supplier	Part number
=V1GL2UQ51UQ3.2-BGS/R	1	Inductive sensor Monitoring Kit for Power Clamps	1324638	TUNKERS	TUN.1324638

+.GL2UQ51UQ3.1/1

+.GL2UQ51UQ3.3/1

			Date	11/26/2022	Volvo Trucks North America		Valiant TMS	Parts list : TUN.1324638 - TUN.1324638	Drawing name: =2V05&EFS-EL	=	
			Ed.	MKLEPADLO						+ V1GL2UQ51UQ3.2	
			Appr		P6700 Firewall - Cell 2V05				Document type: EPB	Project nr: 22-16143	Page 1
Modification	Date	Name	Original		Replacement of	Replaced by	Scale 1:1				1019

Parts list

F01_001

Device tag	Quantity	Designation	Type number	Supplier	Part number
=V1GL2UQ51UQ3.3-BGS/R	1	Inductive sensor Monitoring Kit for Power Clamps	1324638	TUNKERS	TUN.1324638

+.GL2UQ51UQ3.2/1

+.GL2UQ51UQ4.1/1

			Date	11/26/2022	Volvo Trucks North America		Valiant TMS	Parts list : TUN.1324638 - TUN.1324638	Drawing name: =2V05&EFS-EL	=	
			Ed.	MKLEPADLO						+ V1GL2UQ51UQ3.3	
			Appr		P6700 Firewall - Cell 2V05				Document type: EPB	Project nr: 22-16143	Page 1
Modification	Date	Name	Original		Replacement of	Replaced by	Scale 1:1				1019

Parts list

F01_001

Device tag	Quantity	Designation	Type number	Supplier	Part number
=V1GL2UQ51UQ4.1-BGS/R	1	Inductive sensor Monitoring Kit for Power Clamps	1324638	TUNKERS	TUN.1324638

Parts list

F01_001

Device tag	Quantity	Designation	Type number	Supplier	Part number
=V1GL2UQ51UQ4.2-BGS/R	1	Inductive sensor Monitoring Kit for Power Clamps	1324638	TUNKERS	TUN.1324638

Parts list

F01_001

Device tag	Quantity	Designation	Type number	Supplier	Part number
=V1GL2UQ51UQ4.3-BGS/R	1	Inductive sensor Monitoring Kit for Power Clamps	1324638	TUNKERS	TUN.1324638

+.GL2UQ51UQ4.2/1

+.GL2UQ51UQ5.1/1

			Date	11/26/2022	Volvo Trucks North America		Valiant TMS	Parts list : TUN.1324638 - TUN.1324638	Drawing name: =2V05&EFS-EL	=	
			Ed.	MKLEPADLO						+ V1GL2UQ51UQ4.3	
			Appr		P6700 Firewall - Cell 2V05		Scale 1:1		Document type: EPB	Project nr: 22-16143	Page 1
Modification	Date	Name	Original		Replacement of	Replaced by					1019

Parts list

F01_001

Device tag	Quantity	Designation	Type number	Supplier	Part number
=V1GL2UQ51UQ5.1-BGS/R	1	4-Wire, 4-Pin, DC M12 X 1 (PNP)	WWS001A	WEL	WEL.WWS001A

Parts list

F01_001

Device tag	Quantity	Designation	Type number	Supplier	Part number
=V1GL2UQ51UQ5.2-BGS/R	1	4-Wire, 4-Pin, DC M12 X 1 (PNP)	WWS001A	WEL	WEL.WWS001A

Parts list

F01_001

Device tag	Quantity	Designation	Type number	Supplier	Part number
=V1GL2UQ51UQ5.3-BGS/R	1	4-Wire, 4-Pin, DC M12 X 1 (PNP)	WWS001A	WEL	WEL.WWS001A

Parts list

F01_001

Device tag	Quantity	Designation	Type number	Supplier	Part number
=V1GL2UQ51UQ5.4-BGS/R	1	4-Wire, 4-Pin, DC M12 X 1 (PNP)	WWS001A	WEL	WEL.WWS001A

+.GL2UQ51UQ5.3/1

+.GL2UQ51UQ5.5/1

			Date	11/26/2022	Volvo Trucks North America		Valiant TMS	Parts list : WEL.WWS001A - WEL.WWS001A	Drawing name: =2V05&EFS-EL	=	
			Ed.	MKLEPADLO						+ V1GL2UQ51UQ5.4	
			Appr		P6700 Firewall - Cell 2V05		Scale 1:1		Document type: EPB	Project nr: 22-16143	Page 1
Modification	Date	Name	Original		Replacement of	Replaced by					1019

Parts list

F01_001

Device tag	Quantity	Designation	Type number	Supplier	Part number
=V1GL2UQ51UQ5.5-BGS/R	1	4-Wire, 4-Pin, DC M12 X 1 (PNP)	WWS001A	WEL	WEL.WWS001A

			Date	11/26/2022	Volvo Trucks North America		Valiant TMS	Parts list : WEL.WWS001A - WEL.WWS001A	Drawing name: =2V05&EFS-EL	=	
			Ed.	MKLEPADLO						+ V1GL2UQ51UQ5.5	
			Appr		P6700 Firewall - Cell 2V05		Scale 1:1		Document type: EPB	Project nr: 22-16143	Page 1
Modification	Date	Name	Original		Replacement of	Replaced by					1019

Parts list

F01_001

Device tag	Quantity	Designation	Type number	Supplier	Part number
=V1GL2UQ51UQ6.1-BGS/R	1	4-Wire, 4-Pin, DC M12 X 1 (PNP)	WWS001A	WEL	WEL.WWS001A

+.GL2UQ51UQ5.5/1

+.GL2UQ51UQ6.2/1

			Date	11/26/2022	Volvo Trucks North America		Valiant TMS	Parts list : WEL.WWS001A - WEL.WWS001A	Drawing name: =2V05&EFS-EL	=	
			Ed.	MKLEPADLO						+ V1GL2UQ51UQ6.1	
			Appr		P6700 Firewall - Cell 2V05		Scale 1:1		Document type: EPB	Project nr: 22-16143	Page 1
Modification	Date	Name	Original		Replacement of	Replaced by					1019

Parts list

F01_001

Device tag	Quantity	Designation	Type number	Supplier	Part number
=V1GL2UQ51UQ6.2-BGS/R	1	4-Wire, 4-Pin, DC M12 X 1 (PNP)	WWS001A	WEL	WEL.WWS001A

Parts list

F01_001

Device tag	Quantity	Designation	Type number	Supplier	Part number
=V1GL2UQ51UQ7.1-BGS/R	1	Inductive sensor Monitoring Kit for Power Clamps	1324644	TUNKERS	TUN.1324644

+.GL2UQ51UQ6.2/1

+.GL2UQ51UQ7.2/1

			Date	11/26/2022	Volvo Trucks North America		Valiant TMS	Parts list : TUN.1324644 - TUN.1324644	Drawing name: =2V05&EFS-EL	=	
			Ed.	MKLEPADLO						+ V1GL2UQ51UQ7.1	
			Appr		P6700 Firewall - Cell 2V05				Document type: EPB	Project nr: 22-16143	Page 1
Modification	Date	Name	Original		Replacement of	Replaced by	Scale 1:1				1019

Parts list

F01_001

Device tag	Quantity	Designation	Type number	Supplier	Part number
=V1GL2UQ51UQ7.2-BGS/R	1	Inductive sensor Monitoring Kit for Power Clamps	1324644	TUNKERS	TUN.1324644

Parts list

F01_001

Device tag	Quantity	Designation	Type number	Supplier	Part number
=V1GL2UQ51UQ8.1-BGS/R	1	4-Wire, 4-Pin, DC M12 X 1 (PNP)	WWS001A	WEL	WEL.WWS001A

+.GL2UQ51UQ7.2/1

+.GL2UQ51UQ8.2/1

			Date	11/26/2022	Volvo Trucks North America		Valiant TMS	Parts list : WEL.WWS001A - WEL.WWS001A	Drawing name: =2V05&EFS-EL	=	
			Ed.	MKLEPADLO						+ V1GL2UQ51UQ8.1	
			Appr		P6700 Firewall - Cell 2V05		Scale 1:1		Document type: EPB	Project nr: 22-16143	Page 1
Modification	Date	Name	Original		Replacement of	Replaced by					1019

Parts list

F01_001

Device tag	Quantity	Designation	Type number	Supplier	Part number
=V1GL2UQ51UQ8.2-BGS/R	1	4-Wire, 4-Pin, DC M12 X 1 (PNP)	WWS001A	WEL	WEL.WWS001A

+.GL2UQ51UQ8.1/1

+.GL2UQ51UQ9.1/1

			Date	11/26/2022	Volvo Trucks North America		Valiant TMS	Parts list : WEL.WWS001A - WEL.WWS001A	Drawing name: =2V05&EFS-EL	=	
			Ed.	MKLEPADLO						+ V1GL2UQ51UQ8.2	
			Appr		P6700 Firewall - Cell 2V05		Scale 1:1		Document type: EPB	Project nr: 22-16143	Page 1
Modification	Date	Name	Original		Replacement of	Replaced by					1019

Parts list

F01_001

Device tag	Quantity	Designation	Type number	Supplier	Part number
=V1GL2UQ51UQ9.1-BGS/R	1	Inductive sensor Monitoring Kit for Power Clamps	1324638	TUNKERS	TUN.1324638

+.GL2UQ51UQ8.2/1

+.GL2UQ51UQ9.2/1

			Date	11/26/2022	Volvo Trucks North America		Valiant TMS	Parts list : TUN.1324638 - TUN.1324638	Drawing name: =2V05&EFS-EL	=	
			Ed.	MKLEPADLO						+ V1GL2UQ51UQ9.1	
			Appr		P6700 Firewall - Cell 2V05				Document type: EPB	Project nr: 22-16143	Page 1
Modification	Date	Name	Original		Replacement of	Replaced by	Scale 1:1				1019

Parts list

F01_001

Device tag	Quantity	Designation	Type number	Supplier	Part number
=V1GL2UQ51UQ9.2-BGS/R	1	Inductive sensor Monitoring Kit for Power Clamps	1324638	TUNKERS	TUN.1324638

Parts list

F01_001

Device tag	Quantity	Designation	Type number	Supplier	Part number
=V1GL2UQ51UQ9.3-BGS/R	1	Inductive sensor Monitoring Kit for Power Clamps	1324638	TUNKERS	TUN.1324638

+.GL2UQ51UQ9.2/1

+.GL2UQ51UQ9.4/1

			Date	11/26/2022	Volvo Trucks North America		Valiant TMS	Parts list : TUN.1324638 - TUN.1324638	Drawing name: =2V05&EFS-EL	=	
			Ed.	MKLEPADLO						+ V1GL2UQ51UQ9.3	
			Appr		P6700 Firewall - Cell 2V05				Document type: EPB	Project nr: 22-16143	Page 1
Modification	Date	Name	Original		Replacement of	Replaced by	Scale 1:1				1019

Parts list

F01_001

Device tag	Quantity	Designation	Type number	Supplier	Part number
=V1GL2UQ51UQ9.4-BGS/R	1	Inductive sensor Monitoring Kit for Power Clamps	1324644	TUNKERS	TUN.1324644

+.GL2UQ51UQ9.3/1

+.GL2UQ51UQ9.5/1

			Date	11/26/2022	Volvo Trucks North America	Valiant TMS	Parts list : TUN.1324644 - TUN.1324644	Drawing name: =2V05&EFS-EL	= + V1GL2UQ51UQ9.4	
			Ed.	MKLEPADLO						
			Appr		P6700 Firewall - Cell 2V05	Scale 1:1		Document type: EPB	Project nr: 22-16143	Page 1
Modification	Date	Name	Original		Replacement of / Replaced by					1019

Parts list

F01_001

Device tag	Quantity	Designation	Type number	Supplier	Part number
=V1GL2UQ51UQ9.5-BGS/R	1	Inductive sensor Monitoring Kit for Power Clamps	1324644	TUNKERS	TUN.1324644

			Date	11/26/2022	Volvo Trucks North America		Valiant TMS	Parts list : TUN.1324644 - TUN.1324644	Drawing name: =2V05&EFS-EL	=	
			Ed.	MKLEPADLO						+ V1GL2UQ51UQ9.5	
			Appr		P6700 Firewall - Cell 2V05				Document type: EPB	Project nr: 22-16143	Page 1
Modification	Date	Name	Original		Replacement of	Replaced by	Scale 1:1				1019

Parts list

F01_001

Device tag	Quantity	Designation	Type number	Supplier	Part number
=V1GL2UQ51UQ10.1-BGS/R	1	Inductive sensor Monitoring Kit for Power Clamps	1324638	TUNKERS	TUN.1324638

Parts list

F01_001

Device tag	Quantity	Designation	Type number	Supplier	Part number
=V1GL2UQ51UQ10.2-BGS/R	1	Inductive sensor Monitoring Kit for Power Clamps	1324638	TUNKERS	TUN.1324638

+.GL2UQ51UQ10.1/1

+.GL2UQ51UQ10.3/1

			Date	11/26/2022	Volvo Trucks North America		Valiant TMS	Parts list : TUN.1324638 - TUN.1324638	Drawing name: =2V05&EFS-EL	=	
			Ed.	MKLEPADLO						+ V1GL2UQ51UQ10.2	
			Appr		P6700 Firewall - Cell 2V05				Document type: EPB	Project nr: 22-16143	Page 1
Modification	Date	Name	Original		Replacement of	Replaced by	Scale 1:1				1019

Parts list

F01_001

Device tag	Quantity	Designation	Type number	Supplier	Part number
=V1GL2UQ51UQ10.3-BGS/R	1	Inductive sensor Monitoring Kit for Power Clamps	1324644	TUNKERS	TUN.1324644

+.GL2UQ51UQ10.2/1

+.GL2UQ51UQ10.4/1

			Date	11/26/2022	Volvo Trucks North America		Valiant TMS	Parts list : TUN.1324644 - TUN.1324644	Drawing name: =2V05&EFS-EL	=	
			Ed.	MKLEPADLO						+ V1GL2UQ51UQ10.3	
			Appr		P6700 Firewall - Cell 2V05				Document type: EPB	Project nr: 22-16143	Page 1
Modification	Date	Name	Original		Replacement of	Replaced by	Scale 1:1				1019

Parts list

F01_001

Device tag	Quantity	Designation	Type number	Supplier	Part number
=V1GL2UQ51UQ10.4-BGS/R	1	Inductive sensor Monitoring Kit for Power Clamps	1324644	TUNKERS	TUN.1324644

+.GL2UQ51UQ10.3/1

+.GL2UQ51UQ10.5/1

			Date	11/26/2022	Volvo Trucks North America		Valiant TMS	Parts list : TUN.1324644 - TUN.1324644	Drawing name: =2V05&EFS-EL	=	
			Ed.	MKLEPADLO						+ V1GL2UQ51UQ10.4	
			Appr		P6700 Firewall - Cell 2V05				Document type: EPB	Project nr: 22-16143	Page 1
Modification	Date	Name	Original		Replacement of	Replaced by	Scale 1:1				1019

Parts list

F01_001

Device tag	Quantity	Designation	Type number	Supplier	Part number
=V1GL2UQ51UQ10.5-BGS/R	1	Inductive sensor Monitoring Kit for Power Clamps	1324644	TUNKERS	TUN.1324644

Parts list

F01_001

Device tag	Quantity	Designation	Type number	Supplier	Part number
=V1GL2UQ51UQ10.6-BGS/R	1	Inductive sensor Monitoring Kit for Power Clamps	1324644	TUNKERS	TUN.1324644

Parts list

F01_001

Device tag	Quantity	Designation	Type number	Supplier	Part number
=V1GL2UQ51UQ11.1-BGS/R	1	Inductive sensor Monitoring Kit for Power Clamps	1324644	TUNKERS	TUN.1324644

+.GL2UQ51UQ10.6/1

+.GL2UQ51UQ11.2/1

			Date	11/26/2022	Volvo Trucks North America		Valiant TMS	Parts list : TUN.1324644 - TUN.1324644	Drawing name: =2V05&EFS-EL	= + V1GL2UQ51UQ11.1	
			Ed.	MKLEPADLO							
			Appr		P6700 Firewall - Cell 2V05		Scale 1:1		Document type: EPB	Project nr: 22-16143	Page 1
Modification	Date	Name	Original		Replacement of	Replaced by					1019

Parts list

F01_001

Device tag	Quantity	Designation	Type number	Supplier	Part number
=V1GL2UQ51UQ11.2-BGS/R	1	Inductive sensor Monitoring Kit for Power Clamps	1324644	TUNKERS	TUN.1324644

+.GL2UQ51UQ11.1/1

+.GL2UQ51UQ11.3/1

			Date	11/26/2022	Volvo Trucks North America		Valiant TMS	Parts list : TUN.1324644 - TUN.1324644	Drawing name: =2V05&EFS-EL	=	
			Ed.	MKLEPADLO						+ V1GL2UQ51UQ11.2	
			Appr		P6700 Firewall - Cell 2V05				Document type: EPB	Project nr: 22-16143	Page 1
Modification	Date	Name	Original		Replacement of	Replaced by	Scale 1:1				1019

Parts list

F01_001

Device tag	Quantity	Designation	Type number	Supplier	Part number
=V1GL2UQ51UQ11.3-BGS/R	1	Inductive sensor Monitoring Kit for Power Clamps	1324644	TUNKERS	TUN.1324644

+.GL2UQ51UQ11.2/1

+.GL14UQ51/1

			Date	11/26/2022	Volvo Trucks North America	Valiant TMS	Parts list : TUN.1324644 - TUN.1324644	Drawing name: =2V05&EFS-EL	=	
			Ed.	MKLEPADLO					+ V1GL2UQ51UQ11.3	
			Appr		P6700 Firewall - Cell 2V05	Scale 1:1		Document type: EPB	Project nr: 22-16143	Page 1
Modification	Date	Name	Original		Replacement of / Replaced by					1019

Parts list

F01_001

Device tag	Quantity	Designation	Type number	Supplier	Part number
=V1GL14UQ51BG0-BG01	1				TUR.16447411
=V1GL14UQ51BG0-BG02	1				TUR.16447411
=V1GL14UQ51BG0-BG03	1				TUR.16447411
=V1GL14UQ51BG0-BG04	1				TUR.16447411
=V1GL14UQ51BG0-BG10	1				TUR.16447411
=V1GL14UQ51BG0-BG11	1				TUR.16447411
=V1GL14UQ51BG0-XG1/2	1	Y splitter	U2-30676	TURCK	TUR.VB2-FSM 4.4/2FKM 4/S3450
=V1GL14UQ51BG0-XG3/4	1	Y splitter	U2-30676	TURCK	TUR.VB2-FSM 4.4/2FKM 4/S3450
=V1GL14UQ51BG0-XG5/11	1	Y splitter	U2-30676	TURCK	TUR.VB2-FSM 4.4/2FKM 4/S3450
=V1GL14UQ51KF1-KF1	0	Bus node	CPX-FB33	FES	FES.548755
=V1GL14UQ51KF1-KF1	0	Interlinking block	CPX-M-GE-EV-S-7/8-5POL	FES	FES.550208
=V1GL14UQ51KF1-KF1.11	0	Manifold block	CPX-M-AB-8-M12X2-5POL	FES	FES.549335
=V1GL14UQ51KF1-KF1.12	0	Manifold block	CPX-M-AB-8-M12X2-5POL	FES	FES.549335
=V1GL14UQ51KF1-KF1.13	0	Manifold block	CPX-M-AB-8-M12X2-5POL	FES	FES.549335

Parts list

F01_001

Device tag	Quantity	Designation	Type number	Supplier	Part number
=V1GL14UQ51UQ1.1-BGR	1				TUR.16447411
=V1GL14UQ51UQ1.1-BGS	1				TUR.16447411
=V1GL14UQ51UQ1.1-XGR/S	1	Y splitter	U2-30676	TURCK	TUR.VB2-FSM 4.4/2FKM 4/S3450

+V1GL14UQ51/1

+.GL14UQ51UQ2.1/1

			Date	11/26/2022	Volvo Trucks North America		Valiant TMS	Parts list : TUR.16447411 - TUR.VB2-FSM 4.4/2FKM 4/S3450	Drawing name: =2V05&EFS-EL	= + V1GL14UQ51UQ1.1	
			Ed.	MKLEPADLO	P6700 Firewall - Cell 2V05				Document type: EPB	Project nr: 22-16143	Page 1
			Appr				Scale 1:1				1019
Modification	Date	Name	Original		Replacement of	Replaced by					

Parts list

F01_001

Device tag	Quantity	Designation	Type number	Supplier	Part number
=V1GL14UQ51UQ2.1-BGR	1				TUR.16447411
=V1GL14UQ51UQ2.1-BGS	1				TUR.16447411
=V1GL14UQ51UQ2.1-XGR/S	1	Y splitter	U2-30676	TURCK	TUR.VB2-FSM 4.4/2FKM 4/S3450

+.GL14UQ51UQ1.1/1

+.GL14UQ51UQ6.1/1

			Date	11/26/2022	Volvo Trucks North America		Valiant TMS	Parts list : TUR.16447411 - TUR.VB2-FSM 4.4/2FKM 4/S3450	Drawing name: =2V05&EFS-EL		=
			Ed.	MKLEPADLO							+ V1GL14UQ51UQ2.1
			Appr		P6700 Firewall - Cell 2V05		Scale 1:1		Document type: EPB	Project nr: 22-16143	Page 1
Modification	Date	Name	Original		Replacement of	Replaced by					1019

Parts list

F01_001

Device tag	Quantity	Designation	Type number	Supplier	Part number
=V1GL14UQ51UQ6.1-BGR	1				TUR.16447411
=V1GL14UQ51UQ6.1-BGS	1				TUR.16447411
=V1GL14UQ51UQ6.1-XGR/S	1	Y splitter	U2-30676	TURCK	TUR.VB2-FSM 4.4/2FKM 4/S3450

+.GL14UQ51UQ2.1/1

+.PF1/1

			Date	11/26/2022	Volvo Trucks North America		Valiant TMS	Parts list : TUR.16447411 - TUR.VB2-FSM 4.4/2FKM 4/S3450	Drawing name: =2V05&EFS-EL	= + V1GL14UQ51UQ6.1	
			Ed.	MKLEPADLO	P6700 Firewall - Cell 2V05						
			Appr				Scale 1:1		Document type: EPB	Project nr: 22-16143	Page 1 / 1019
Modification	Date	Name	Original		Replacement of	Replaced by					

Parts list

F01_001

Device tag	Quantity	Designation	Type number	Supplier	Part number
=V1PF1BG0-BG01	1	Inductive sensor	BI20U-CA40-AP6X2-H1141/S1590W/BS2.0	Turck	TUR.1627297
=V1PF1KF1-KF1	0	Bus node	CPX-FB33	FES	FES.548755
=V1PF1KF1-KF1	0	Interlinking block	CPX-M-GE-EV-S-7/8-5POL	FES	FES.550208
=V1PF1KF1-KF1.11	0	Manifold block	CPX-M-AB-8-M12X2-5POL	FES	FES.549335

+.GL14UQ51UQ6.1/1

+.PF1UQ1.1/1

			Date	11/26/2022	Volvo Trucks North America		Valiant TMS	Parts list : TUR.1627297 - FES.549335	Drawing name: =2V05&EFS-EL	=	
			Ed.	MKLEPADLO						+ V1PF1	
			Appr		P6700 Firewall - Cell 2V05				Document type: EPB	Project nr: 22-16143	Page 1
Modification	Date	Name	Original		Replacement of	Replaced by	Scale 1:1				1019

Parts list

F01_001

Device tag	Quantity	Designation	Type number	Supplier	Part number
=V1PF1UQ1.1-BGS/R	1	Inductive sensor Monitoring Kit for Power Clamps	1324638	TUNKERS	TUN.1324638

Parts list

F01_001

Device tag	Quantity	Designation	Type number	Supplier	Part number
=V1AR11-FC1	1		EMPD3FBCB-025A-M	Electro-Matic	EMPD3FBCB-025A-M
=V1AR12-FC1	1		EMPD3FBCB-025A-M	Electro-Matic	EMPD3FBCB-025A-M
=V1AR21-FC1	1		EMPD3FBCB-025A-M	Electro-Matic	EMPD3FBCB-025A-M
=V1AR22-FC1	1		EMPD3FBCB-025A-M	Electro-Matic	EMPD3FBCB-025A-M
=V1AR23-FC1	1		EMPD3FBCB-025A-M	Electro-Matic	EMPD3FBCB-025A-M
=V1AR26-FC1	1		EMPD3FBCB-025A-M	Electro-Matic	EMPD3FBCB-025A-M
=V1AR28-FC1	1		EMPD3FBCB-025A-M	Electro-Matic	EMPD3FBCB-025A-M
=V1AR29-FC1	1		EMPD3FBCB-025A-M	Electro-Matic	EMPD3FBCB-025A-M
=V1AR51-FC1	1		EMPD3FBCB-025A-M	Electro-Matic	EMPD3FBCB-025A-M
=V1AR51XQ51-FC1	1		EMPD3FBCB-030A-M	Electro-Matic	EMPD3FBCB-030A-M
=V1AR52-FC1	1		EMPD3FBCB-025A-M	Electro-Matic	EMPD3FBCB-025A-M
=V1AR52XQ51-FC1	1		EMPD3FBCB-030A-M	Electro-Matic	EMPD3FBCB-030A-M
=V1GL1UQ51-FC1	1		EMPD3FBCB-025A-M	Electro-Matic	EMPD3FBCB-025A-M
=V1KF1-KF11	1				SIE.6ES7155-6AA01-0BN0_subassembly
=V1KF1-KF11	1	ET200SP, SERVERMODULE	6ES7193-6PA00-0AA0		SIE.6ES7193-6PA00-0AA0
=V1KF1-KF11.11	1	ET 200SP, DI 16x 24V DC ST, PU 1	6ES7131-6BH01-0BA0	SIE	SIE.6ES7131-6BH01-0BA0
=V1KF1-KF11.11	1	BASEUNIT TYPE A0, BU15-P16+A0+2D	6ES7193-6BP00-0DA0	SIE	SIE.6ES7193-6BP00-0DA0
=V1KF1-KF11.12	1	ET 200SP, DI 16x 24V DC ST, PU 1	6ES7131-6BH01-0BA0	SIE	SIE.6ES7131-6BH01-0BA0
=V1KF1-KF11.12	1	BASEUNIT TYPE A0, BU15-P16+A0+2B	6ES7193-6BP00-0BA0	SIE	SIE.6ES7193-6BP00-0BA0
=V1KF1-KF11.13	1	ET 200SP, DI 16x 24V DC ST, PU 1	6ES7131-6BH01-0BA0	SIE	SIE.6ES7131-6BH01-0BA0
=V1KF1-KF11.13	1	BASEUNIT TYPE A0, BU15-P16+A0+2B	6ES7193-6BP00-0BA0	SIE	SIE.6ES7193-6BP00-0BA0
=V1KF1-KF11.14	1	ET 200SP, DI 16x 24V DC ST, PU 1	6ES7131-6BH01-0BA0	SIE	SIE.6ES7131-6BH01-0BA0
=V1KF1-KF11.14	1	BASEUNIT TYPE A0, BU15-P16+A0+2B	6ES7193-6BP00-0BA0	SIE	SIE.6ES7193-6BP00-0BA0
=V1KF1-KF11.21	1	ET 200SP, DQ 16x 24V DC/0,5A ST, PU 1	6ES7132-6BH01-0BA0	SIE	SIE.6ES7132-6BH01-0BA0
=V1KF1-KF11.21	1	BASEUNIT TYPE A0, BU15-P16+A0+2D	6ES7193-6BP00-0DA0	SIE	SIE.6ES7193-6BP00-0DA0
=V1KF1-KF11.31	1	ET 200SP, El-Mod., F-DI 8x24VDC HF	6ES7136-6BA00-0CA0		SIE.6ES7136-6BA00-0CA0
=V1KF1-KF11.31	1	BASEUNIT TYPE A0, BU15-P16+A0+2B	6ES7193-6BP00-0BA0	SIE	SIE.6ES7193-6BP00-0BA0
=V1KF1-KF11.32	1	ET 200SP, El-Mod., F-DI 8x24VDC HF	6ES7136-6BA00-0CA0		SIE.6ES7136-6BA00-0CA0
=V1KF1-KF11.32	1	BASEUNIT TYPE A0, BU15-P16+A0+2B	6ES7193-6BP00-0BA0	SIE	SIE.6ES7193-6BP00-0BA0
=V1KF1-KF11.41	1	ET 200SP, El-Mod., F-DQ 4xDC 24V/2A	6ES7136-6DB00-0CA0		SIE.6ES7136-6DB00-0CA0
=V1KF1-KF11.41	1	BASEUNIT TYPE A0, BU15-P16+A0+2B	6ES7193-6BP00-0BA0	SIE	SIE.6ES7193-6BP00-0BA0
=V1KF1-KF11.42	1	ET 200SP, El-Mod., F-DQ 4xDC 24V/2A	6ES7136-6DB00-0CA0		SIE.6ES7136-6DB00-0CA0
=V1KF1-KF11.42	1	BASEUNIT TYPE A0, BU15-P16+A0+2B	6ES7193-6BP00-0BA0	SIE	SIE.6ES7193-6BP00-0BA0
=V1KF1-KF11.51	1	ET 200SP, F-RQ 1x24VDC/24..230VAC/5A ST	6ES7136-6RA00-0BF0		SIE.6ES7136-6RA00-0BF0
=V1KF1-KF11.51	1	BASEUNIT TYPE F0, BU20-P8+A4+0B	6ES7193-6BP20-0BF0	SIE	SIE.6ES7193-6BP20-0BF0
=V1KF1-KF11.52	1	ET 200SP, F-RQ 1x24VDC/24..230VAC/5A ST	6ES7136-6RA00-0BF0		SIE.6ES7136-6RA00-0BF0
=V1KF1-KF11.52	1	BASEUNIT TYPE F0, BU20-P8+A4+0B	6ES7193-6BP20-0BF0	SIE	SIE.6ES7193-6BP20-0BF0
=V1KF1-KF11.53	1	ET 200SP, F-RQ 1x24VDC/24..230VAC/5A ST	6ES7136-6RA00-0BF0		SIE.6ES7136-6RA00-0BF0
=V1KF1-KF11.53	1	BASEUNIT TYPE F0, BU20-P8+A4+0B	6ES7193-6BP20-0BF0	SIE	SIE.6ES7193-6BP20-0BF0
=V1KF1-KF11.54	1	ET 200SP, F-RQ 1x24VDC/24..230VAC/5A ST	6ES7136-6RA00-0BF0		SIE.6ES7136-6RA00-0BF0
=V1KF1-KF11.54	1	BASEUNIT TYPE F0, BU20-P8+A4+0B	6ES7193-6BP20-0BF0	SIE	SIE.6ES7193-6BP20-0BF0
=V1KF1-KF100.11	1	SCALANCE XC216	6GK5216-0BA00-2AC2	SIE	SIE.6GK5216-0BA00-2AC2
=V1WC1-FC1	1	MCCB_UL_FS125_15A_3P_65KA_TM_ FTFM	3VA5195-6ED31-0AA0	SIE	SIE.3VA5195-6ED31-0AA0
=V1WC1-KF1.1	1	BREAKER DATA SERVER, COM100	3VA9977-0TA20	SIE	SIE.3VA9977-0TA20
=V1WC1-KF1.2	1	Switched Ethernet PROFINET Module V3	7KM9300-0AE02-0AA0		SIE.7KM9300-0AE02-0AA0
=V1WC1-QB1	1	MCCB_UL_FS250_250A_3P_65KA_ETU8_LSI	3VA6225-6KP31-0AA0	SIE	SIE.3VA6225-6KP31-0AA0
=V1WC1-QB1-KF1	1	COMMUNICATION MODULE COM060	3VA9177-0TB10	SIE	SIE.3VA9177-0TB10
=V1WC1-TA1	1	Transformer	PTN102-3K	POWERTRAN	PTN102-3K
=V1WC2-A3	1	Multi-Environment Voltage Indicator and Safe-Test Point Combination Unit with Vertical Flange Mounting Label	R-3W2MT-LMF		GT.R-3W2MT-LMF
=V1WC2-FC1	1	MCCB_UL_FS125_20A_3P_65KA_TM_ FTFM	3VA5120-6ED31-0AA0	SIE	SIE.3VA5120-6ED31-0AA0
=V1WC2-FC1	1	SENTRON auxiliary switch Accessories for 3VA circuit breakers	3VA9978-0AA12	SIE	SIE.3VA9978-0AA12
=V1WC2-TA2	1	Transformer	PTN102-7.5K	POWERTRAN	PTN102-7.5K
=V1WC3-FC2	1	CIRCUIT BREAKER 240V 14KA, 1-POLE, C, 20A, D=70MM	5SJ4120-7HG41	SIE	SIE.5SJ4120-7HG41
=V1WC3-FC2	1	AUXILARY SWITCH 1NO1NC UL489	5ST3010-0HG	SIE	SIE.5ST3010-0HG
=V1WC3-FC3	1	CIRCUIT BREAKER 240V 14KA, 1-POLE, C, 10A, D=70MM	5SJ4110-7HG41	SIE	SIE.5SJ4110-7HG41
=V1WC3-FC3	1	AUXILARY SWITCH 1NO1NC UL489	5ST3010-0HG	SIE	SIE.5ST3010-0HG

			Date	11/26/2022	Volvo Trucks North America		Valiant TMS	Parts list : EMPD3FBCB-025A-M - SIE.5ST3010-0HG	Drawing name: =2V05&EFS-EL	= + V1UC11
			Ed.	MKLEPADLO	P6700 Firewall - Cell 2V05					
			Appr				Scale 1:1		Document type: EPB	Project nr: 22-16143
Modification	Date	Name	Original		Replacement of	Replaced by				Page 1 / 1019

Parts list

F01_001

Device tag	Quantity	Designation	Type number	Supplier	Part number
=V1WC3-FC4	1	CIRCUIT BREAKER 240V 14KA, 1-POLE, C, 3A, D=70MM	5SJ4103-7HG41	SIE	SIE.5SJ4103-7HG41
=V1WC3-FC4	1	AUXILARY SWITCH 1NO1NC UL489	5ST3010-0HG	SIE	SIE.5ST3010-0HG
=V1WC3-FC5	1	CIRCUIT BREAKER 240V 14KA, 1-POLE, C, 16A, D=70MM	5SJ4116-7HG41	SIE	SIE.5SJ4116-7HG41
=V1WC3-FC6	1	CIRCUIT BREAKER 240V 14KA, 1-POLE, C, 16A, D=70MM	5SJ4116-7HG41	SIE	SIE.5SJ4116-7HG41
=V1WC3-FC6	1	AUXILARY SWITCH 1NO1NC UL489	5ST3010-0HG	SIE	SIE.5ST3010-0HG
=V1WC3-FC7	1	CIRCUIT BREAKER 240V 14KA, 1-POLE, C, 16A, D=70MM	5SJ4116-7HG41	SIE	SIE.5SJ4116-7HG41
=V1WC3-FC7	1	AUXILARY SWITCH 1NO1NC UL489	5ST3010-0HG	SIE	SIE.5ST3010-0HG
=V1WC3-FC8	1	CIRCUIT BREAKER 240V 14KA, 1-POLE, C, 16A, D=70MM	5SJ4116-7HG41	SIE	SIE.5SJ4116-7HG41
=V1WC3-FC8	1	AUXILARY SWITCH 1NO1NC UL489	5ST3010-0HG	SIE	SIE.5ST3010-0HG
=V1WC3-FC9	1	CIRCUIT BREAKER 240V 14KA, 1-POLE, C, 6A, D=70MM	5SJ4106-7HG41	SIE	SIE.5SJ4106-7HG41
=V1WC3-FC9	1	AUXILARY SWITCH 1NO1NC UL489	5ST3010-0HG	SIE	SIE.5ST3010-0HG
=V1WC3-FC10	1	CIRCUIT BREAKER 240V 14KA, 1-POLE, C, 16A, D=70MM	5SJ4116-7HG41	SIE	SIE.5SJ4116-7HG41
=V1WC3-XG1	2	DBL175 Series Distribution Block	1SNL317510R0000	ENTRELEC	1SNL317510R0000
=V1WC3-XG2	2	DBL175 Series Distribution Block	1SNL317510R0000	ENTRELEC	1SNL317510R0000
=V1WC3-XG3	1	Panel Interface Connector with USB Type A/F to USB Type A/M [Qty: 2]; Category 5e RJ45 Feed-Through Housing; UL Type 4; Duplex Outlet; 5 Amp Circuit Breaker	GT_N.P-P11#2R2-K3RD5		GT_N.P-P11#2R2-K3RD5
=V1WC4-FC11	1	SITOP SEL1200 8 x 10A	6EP4438-7FB00-3DX0		SIE.6EP4438-7FB00-3DX0
=V1WC4-FC12	1	SITOP SEL1200 8 x 10A	6EP4438-7FB00-3DX0		SIE.6EP4438-7FB00-3DX0
=V1WC4-TA1	1	SITOP PSU6200 1ph 24 V/20 A	6EP3336-7SB00-3AX0		SIE.6EP3336-7SB00-3AX0
=V1WC4-TA2	1	SITOP PSU6200 1ph 24 V/20 A	6EP3336-7SB00-3AX0		SIE.6EP3336-7SB00-3AX0
=WC1-WC1	1	Golvskåp TS 8 sidskåp	TS8	RIT	RIT.SETS8205SID5
=WC1-WC1	1	TS Trim panel, sides, H: 100 mm, for W: 500 mm, RAL 7022, sheet steel	TS.8601050	RIT	RIT.8601050
=WC1-WC1	1	TS Base/plinth component, rear, H: 100 mm, for W: 1200 mm, RAL 7022, sheet steel	TS.8601200	RIT	RIT.8601200
=WC1-WC1	1	TS Side panel, screw-fastened, for TS, TS IT, for WD: 2000x500 mm, Sheet steel	TS.8105235	RIT	RIT.8105235
=WC1-WC1	1	PS Wiring plan pockets, for TS, CM, SE, PC, TP pedestal, sheet steel	TS.4115000	RIT	RIT.4115000

Parts list

F01_001

Device tag	Quantity	Designation	Type number	Supplier	Part number
=V1AR13-FC1	1		EMPD3FBCB-025A-M	Electro-Matic	EMPD3FBCB-025A-M
=V1AR14-FC1	1		EMPD3FBCB-025A-M	Electro-Matic	EMPD3FBCB-025A-M
=V1AR24-FC1	1		EMPD3FBCB-025A-M	Electro-Matic	EMPD3FBCB-025A-M
=V1AR25-FC1	1		EMPD3FBCB-025A-M	Electro-Matic	EMPD3FBCB-025A-M
=V1AR27-FC1	1		EMPD3FBCB-025A-M	Electro-Matic	EMPD3FBCB-025A-M
=V1AR41-FC1	1		EMPD3FBCB-025A-M	Electro-Matic	EMPD3FBCB-025A-M
=V1AR42-FC1	1		EMPD3FBCB-025A-M	Electro-Matic	EMPD3FBCB-025A-M
=V1AR191-FC1	1		EMPD3FBCB-025A-M	Electro-Matic	EMPD3FBCB-025A-M
=V1AR211-FC1	1		EMPD3FBCB-025A-M	Electro-Matic	EMPD3FBCB-025A-M
=V1AR212-FC1	1		EMPD3FBCB-025A-M	Electro-Matic	EMPD3FBCB-025A-M
=V1AR213-FC1	1		EMPD3FBCB-025A-M	Electro-Matic	EMPD3FBCB-025A-M
=V1GL2UQ51-FC1	1		EMPD3FBCB-025A-M	Electro-Matic	EMPD3FBCB-025A-M
=V1KF1-KF12	1				SIE.6ES7155-6AA01-0BN0_subassembly
=V1KF1-KF12	1	ET200SP, SERVERMODULE	6ES7193-6PA00-0AA0		SIE.6ES7193-6PA00-0AA0
=V1KF1-KF12.11	1	ET 200SP, DI 16x 24V DC ST, PU 1	6ES7131-6BH01-0BA0	SIE	SIE.6ES7131-6BH01-0BA0
=V1KF1-KF12.11	1	BASEUNIT TYPE A0, BU15-P16+A0+2D	6ES7193-6BP00-0DA0	SIE	SIE.6ES7193-6BP00-0DA0
=V1KF1-KF12.12	1	ET 200SP, DI 16x 24V DC ST, PU 1	6ES7131-6BH01-0BA0	SIE	SIE.6ES7131-6BH01-0BA0
=V1KF1-KF12.12	1	BASEUNIT TYPE A0, BU15-P16+A0+2B	6ES7193-6BP00-0BA0	SIE	SIE.6ES7193-6BP00-0BA0
=V1KF1-KF12.13	1	ET 200SP, DI 16x 24V DC ST, PU 1	6ES7131-6BH01-0BA0	SIE	SIE.6ES7131-6BH01-0BA0
=V1KF1-KF12.13	1	BASEUNIT TYPE A0, BU15-P16+A0+2B	6ES7193-6BP00-0BA0	SIE	SIE.6ES7193-6BP00-0BA0
=V1KF1-KF12.14	1	ET 200SP, DI 16x 24V DC ST, PU 1	6ES7131-6BH01-0BA0	SIE	SIE.6ES7131-6BH01-0BA0
=V1KF1-KF12.14	1	BASEUNIT TYPE A0, BU15-P16+A0+2B	6ES7193-6BP00-0BA0	SIE	SIE.6ES7193-6BP00-0BA0
=V1KF1-KF12.21	1	ET 200SP, DQ 16x 24V DC/0,5A ST, PU 1	6ES7132-6BH01-0BA0	SIE	SIE.6ES7132-6BH01-0BA0
=V1KF1-KF12.21	1	BASEUNIT TYPE A0, BU15-P16+A0+2D	6ES7193-6BP00-0DA0	SIE	SIE.6ES7193-6BP00-0DA0
=V1KF1-KF12.31	1	ET 200SP, El-Mod., F-DI 8x24VDC HF	6ES7136-6BA00-0CA0		SIE.6ES7136-6BA00-0CA0
=V1KF1-KF12.31	1	BASEUNIT TYPE A0, BU15-P16+A0+2B	6ES7193-6BP00-0BA0	SIE	SIE.6ES7193-6BP00-0BA0
=V1KF1-KF12.32	1	ET 200SP, El-Mod., F-DI 8x24VDC HF	6ES7136-6BA00-0CA0		SIE.6ES7136-6BA00-0CA0
=V1KF1-KF12.32	1	BASEUNIT TYPE A0, BU15-P16+A0+2B	6ES7193-6BP00-0BA0	SIE	SIE.6ES7193-6BP00-0BA0
=V1KF1-KF12.41	1	ET 200SP, El-Mod., F-DQ 4xDC 24V/2A	6ES7136-6DB00-0CA0		SIE.6ES7136-6DB00-0CA0
=V1KF1-KF12.41	1	BASEUNIT TYPE A0, BU15-P16+A0+2B	6ES7193-6BP00-0BA0	SIE	SIE.6ES7193-6BP00-0BA0
=V1KF1-KF12.42	1	ET 200SP, El-Mod., F-DQ 4xDC 24V/2A	6ES7136-6DB00-0CA0		SIE.6ES7136-6DB00-0CA0
=V1KF1-KF12.42	1	BASEUNIT TYPE A0, BU15-P16+A0+2B	6ES7193-6BP00-0BA0	SIE	SIE.6ES7193-6BP00-0BA0
=V1KF1-KF12.51	1	ET 200SP, F-RQ 1x24VDC/24..230VAC/5A ST	6ES7136-6RA00-0BF0		SIE.6ES7136-6RA00-0BF0
=V1KF1-KF12.51	1	BASEUNIT TYPE F0, BU20-P8+A4+0B	6ES7193-6BP20-0BF0	SIE	SIE.6ES7193-6BP20-0BF0
=V1KF1-KF12.52	1	ET 200SP, F-RQ 1x24VDC/24..230VAC/5A ST	6ES7136-6RA00-0BF0		SIE.6ES7136-6RA00-0BF0
=V1KF1-KF12.52	1	BASEUNIT TYPE F0, BU20-P8+A4+0B	6ES7193-6BP20-0BF0	SIE	SIE.6ES7193-6BP20-0BF0
=V1KF1-KF12.53	1	ET 200SP, F-RQ 1x24VDC/24..230VAC/5A ST	6ES7136-6RA00-0BF0		SIE.6ES7136-6RA00-0BF0
=V1KF1-KF12.53	1	BASEUNIT TYPE F0, BU20-P8+A4+0B	6ES7193-6BP20-0BF0	SIE	SIE.6ES7193-6BP20-0BF0
=V1KF1-KF12.54	1	ET 200SP, F-RQ 1x24VDC/24..230VAC/5A ST	6ES7136-6RA00-0BF0		SIE.6ES7136-6RA00-0BF0
=V1KF1-KF12.54	1	BASEUNIT TYPE F0, BU20-P8+A4+0B	6ES7193-6BP20-0BF0	SIE	SIE.6ES7193-6BP20-0BF0
=V1KF1-KF100.12	1	SCALANCE XC216	6GK5216-0BA00-2AC2	SIE	SIE.6GK5216-0BA00-2AC2
=V1WC1-FC1	1	MCCB_UL_FS125_15A_3P_65KA_TM_ FTFM	3VA5195-6ED31-0AA0	SIE	SIE.3VA5195-6ED31-0AA0
=V1WC1-KF1.1	1	BREAKER DATA SERVER, COM100	3VA9977-0TA20	SIE	SIE.3VA9977-0TA20
=V1WC1-KF1.2	1	Switched Ethernet PROFINET Module V3	7KM9300-0AE02-0AA0		SIE.7KM9300-0AE02-0AA0
=V1WC1-QB1	1	MCCB_UL_FS250_250A_3P_65KA_ETU8_LSI	3VA6225-6KP31-0AA0	SIE	SIE.3VA6225-6KP31-0AA0
=V1WC1-QB1-KF1	1	COMMUNICATION MODULE COM060	3VA9177-0TB10	SIE	SIE.3VA9177-0TB10
=V1WC1-TA1	1	Transformer	PTN102-3K	POWERTRAN	PTN102-3K
=V1WC2-A3	1	Multi-Environment Voltage Indicator and Safe-Test Point Combination Unit with Vertical Flange Warning Label	FTBW2MT-LMF		GT.R-3W2MT-LMF
=V1WC2-FC1	1	MCCB_UL_FS125_20A_3P_65KA_TM_ FTFM	3VA5120-6ED31-0AA0	SIE	SIE.3VA5120-6ED31-0AA0
=V1WC2-FC1	1	SENTRON auxiliary switch Accessories for 3VA circuit breakers	3VA9978-0AA12	SIE	SIE.3VA9978-0AA12
=V1WC2-TA2	1	Transformer	PTN102-7.5K	POWERTRAN	PTN102-7.5K
=V1WC3-FC2	1	CIRCUIT BREAKER 240V 14KA, 1-POLE, C, 20A, D=70MM	5SJ4120-7HG41	SIE	SIE.5SJ4120-7HG41
=V1WC3-FC2	1	AUXILARY SWITCH 1NO1NC UL489	5ST3010-0HG	SIE	SIE.5ST3010-0HG
=V1WC3-FC3	1	CIRCUIT BREAKER 240V 14KA, 1-POLE, C, 10A, D=70MM	5SJ4110-7HG41	SIE	SIE.5SJ4110-7HG41
=V1WC3-FC3	1	AUXILARY SWITCH 1NO1NC UL489	5ST3010-0HG	SIE	SIE.5ST3010-0HG
=V1WC3-FC4	1	CIRCUIT BREAKER 240V 14KA, 1-POLE, C, 3A, D=70MM	5SJ4103-7HG41	SIE	SIE.5SJ4103-7HG41

			Date	11/26/2022	Volvo Trucks North America		Valiant TMS	Parts list : EMPD3FBCB-025A-M - SIE.5SJ4103-7HG41	Drawing name: =2V05&EFS-EL	= + V1UC12
			Ed.	MKLEPADLO	P6700 Firewall - Cell 2V05				Document type: EPB	Project nr: 22-16143
			Appr				Scale 1:1			Page 1 / 1019
Modification	Date	Name	Original		Replacement of	Replaced by				

Parts list

F01_001

Device tag	Quantity	Designation	Type number	Supplier	Part number
=V1WC3-FC4	1	AUXILARY SWITCH 1NO1NC UL489	5ST3010-0HG	SIE	SIE.5ST3010-0HG
=V1WC3-FC5	1	CIRCUIT BREAKER 240V 14KA, 1-POLE, C, 16A, D=70MM	5SJ4116-7HG41	SIE	SIE.5SJ4116-7HG41
=V1WC3-FC6	1	CIRCUIT BREAKER 240V 14KA, 1-POLE, C, 16A, D=70MM	5SJ4116-7HG41	SIE	SIE.5SJ4116-7HG41
=V1WC3-FC6	1	AUXILARY SWITCH 1NO1NC UL489	5ST3010-0HG	SIE	SIE.5ST3010-0HG
=V1WC3-FC7	1	CIRCUIT BREAKER 240V 14KA, 1-POLE, C, 16A, D=70MM	5SJ4116-7HG41	SIE	SIE.5SJ4116-7HG41
=V1WC3-FC7	1	AUXILARY SWITCH 1NO1NC UL489	5ST3010-0HG	SIE	SIE.5ST3010-0HG
=V1WC3-FC8	1	CIRCUIT BREAKER 240V 14KA, 1-POLE, C, 16A, D=70MM	5SJ4116-7HG41	SIE	SIE.5SJ4116-7HG41
=V1WC3-FC8	1	AUXILARY SWITCH 1NO1NC UL489	5ST3010-0HG	SIE	SIE.5ST3010-0HG
=V1WC3-FC9	1	CIRCUIT BREAKER 240V 14KA, 1-POLE, C, 6A, D=70MM	5SJ4106-7HG41	SIE	SIE.5SJ4106-7HG41
=V1WC3-FC9	1	AUXILARY SWITCH 1NO1NC UL489	5ST3010-0HG	SIE	SIE.5ST3010-0HG
=V1WC3-FC10	1	CIRCUIT BREAKER 240V 14KA, 1-POLE, C, 30A, D=70MM	5SJ4130-7HG41	SIE	SIE.5SJ4130-7HG41
=V1WC3-FC10	1	AUXILARY SWITCH 1NO1NC UL489	5ST3010-0HG	SIE	SIE.5ST3010-0HG
=V1WC3-FC11	1	CIRCUIT BREAKER 240V 14KA, 1-POLE, C, 6A, D=70MM	5SJ4106-7HG41	SIE	SIE.5SJ4106-7HG41
=V1WC3-FC11	1	AUXILARY SWITCH 1NO1NC UL489	5ST3010-0HG	SIE	SIE.5ST3010-0HG
=V1WC3-FC12	1	CIRCUIT BREAKER 240V 14KA, 1-POLE, C, 16A, D=70MM	5SJ4116-7HG41	SIE	SIE.5SJ4116-7HG41
=V1WC3-XG1	2	DBL175 Series Distribution Block	1SNL317510R0000	ENTRELEC	1SNL317510R0000
=V1WC3-XG2	2	DBL175 Series Distribution Block	1SNL317510R0000	ENTRELEC	1SNL317510R0000
=V1WC3-XG3	1	Panel Interface Connector with USB Type A/F to USB Type A/M [Qty: 2]; Category 5e RJ45 Feed-Through; Housing; UL Type 4; Duplex Outlet; 5 Amp Circuit Breaker	GT_N.P-P11#2R2-K3RD5		GT_N.P-P11#2R2-K3RD5
=V1WC4-FC11	1	SITOP SEL1200 8 x 10A	6EP4438-7FB00-3DX0		SIE.6EP4438-7FB00-3DX0
=V1WC4-FC12	1	SITOP SEL1200 8 x 10A	6EP4438-7FB00-3DX0		SIE.6EP4438-7FB00-3DX0
=V1WC4-TA1	1	SITOP PSU6200 1ph 24 V/20 A	6EP3336-7SB00-3AX0		SIE.6EP3336-7SB00-3AX0
=V1WC4-TA2	1	SITOP PSU6200 1ph 24 V/20 A	6EP3336-7SB00-3AX0		SIE.6EP3336-7SB00-3AX0
=WC1-WC1	1	Golvskåp TS 8 sidskåp	TS8	RIT	RIT.SETS8205SID5
=WC1-WC1	1	TS Trim panel, sides, H: 100 mm, for W: 500 mm, RAL 7022, sheet steel	TS.8601050	RIT	RIT.8601050
=WC1-WC1	1	TS Base/plinth component, rear, H: 100 mm, for W: 1200 mm, RAL 7022, sheet steel	TS.8601200	RIT	RIT.8601200
=WC1-WC1	1	TS Side panel, screw-fastened, for TS, TS IT, for WD: 2000x500 mm, Sheet steel	TS.8105235	RIT	RIT.8105235
=WC1-WC1	1	PS Wiring plan pockets, for TS, CM, SE, PC, TP pedestal, sheet steel	TS.4115000	RIT	RIT.4115000

			Date	12/2/2022	Volvo Trucks North America	Valiant TMS	Parts list : SIE.5ST3010-0HG - RIT.4115000	Drawing name:	=	
			Ed.	MKLEPADLO					+ V1UC12	
			Appr		P6700 Firewall - Cell 2V05			Document type: EPB	Project nr: 22-16143	Page 2
Modification	Date	Name	Original		Replacement of / Replaced by	Scale 1:1				1019

Parts list

F01_001

Device tag	Quantity	Designation	Type number	Supplier	Part number
=V1KF1-KF14	1				SIE.6ES7155-6AA01-0BN0_subassembly
=V1KF1-KF14	1	ET200SP, SERVERMODULE	6ES7193-6PA00-0AA0		SIE.6ES7193-6PA00-0AA0
=V1KF1-KF14.11	1	ET 200SP, DI 16x 24V DC ST, PU 1	6ES7131-6BH01-0BA0	SIE	SIE.6ES7131-6BH01-0BA0
=V1KF1-KF14.11	1	BASEUNIT TYPE A0, BU15-P16+A0+2D	6ES7193-6BP00-0DA0	SIE	SIE.6ES7193-6BP00-0DA0
=V1KF1-KF14.12	1	ET 200SP, DI 16x 24V DC ST, PU 1	6ES7131-6BH01-0BA0	SIE	SIE.6ES7131-6BH01-0BA0
=V1KF1-KF14.12	1	BASEUNIT TYPE A0, BU15-P16+A0+2D	6ES7193-6BP00-0DA0	SIE	SIE.6ES7193-6BP00-0DA0
=V1KF1-KF14.21	1	ET 200SP, DQ 16x 24V DC/0,5A ST, PU 1	6ES7132-6BH01-0BA0	SIE	SIE.6ES7132-6BH01-0BA0
=V1KF1-KF14.21	1	BASEUNIT TYPE A0, BU15-P16+A0+2D	6ES7193-6BP00-0DA0	SIE	SIE.6ES7193-6BP00-0DA0
=V1KF1-KF14.31	1	ET 200SP, El-Mod., F-DI 8x24VDC HF	6ES7136-6BA00-0CA0		SIE.6ES7136-6BA00-0CA0
=V1KF1-KF14.31	1	BASEUNIT TYPE A0, BU15-P16+A0+2B	6ES7193-6BP00-0BA0	SIE	SIE.6ES7193-6BP00-0BA0
=V1KF1-KF14.32	1	ET 200SP, El-Mod., F-DI 8x24VDC HF	6ES7136-6BA00-0CA0		SIE.6ES7136-6BA00-0CA0
=V1KF1-KF14.32	1	BASEUNIT TYPE A0, BU15-P16+A0+2B	6ES7193-6BP00-0BA0	SIE	SIE.6ES7193-6BP00-0BA0
=V1KF1-KF14.41	1	ET 200SP, El-Mod., F-DQ 4xDC 24V/2A	6ES7136-6DB00-0CA0		SIE.6ES7136-6DB00-0CA0
=V1KF1-KF14.41	1	BASEUNIT TYPE A0, BU15-P16+A0+2B	6ES7193-6BP00-0BA0	SIE	SIE.6ES7193-6BP00-0BA0
=V1KF1-KF14.42	1	ET 200SP, El-Mod., F-DQ 4xDC 24V/2A	6ES7136-6DB00-0CA0		SIE.6ES7136-6DB00-0CA0
=V1KF1-KF14.42	1	BASEUNIT TYPE A0, BU15-P16+A0+2B	6ES7193-6BP00-0BA0	SIE	SIE.6ES7193-6BP00-0BA0
=V1KF1-KF14.51	1	ET 200SP, F-RQ 1x24VDC/24..230VAC/5A ST	6ES7136-6RA00-0BF0		SIE.6ES7136-6RA00-0BF0
=V1KF1-KF14.51	1	BASEUNIT TYPE F0, BU20-P8+A4+0B	6ES7193-6BP20-0BF0	SIE	SIE.6ES7193-6BP20-0BF0
=V1KF1-KF14.52	1	ET 200SP, F-RQ 1x24VDC/24..230VAC/5A ST	6ES7136-6RA00-0BF0		SIE.6ES7136-6RA00-0BF0
=V1KF1-KF14.52	1	BASEUNIT TYPE F0, BU20-P8+A4+0B	6ES7193-6BP20-0BF0	SIE	SIE.6ES7193-6BP20-0BF0
=V1KF1-KF14.53	1	ET 200SP, F-RQ 1x24VDC/24..230VAC/5A ST	6ES7136-6RA00-0BF0		SIE.6ES7136-6RA00-0BF0
=V1KF1-KF14.53	1	BASEUNIT TYPE F0, BU20-P8+A4+0B	6ES7193-6BP20-0BF0	SIE	SIE.6ES7193-6BP20-0BF0
=V1KF1-KF14.54	1	ET 200SP, F-RQ 1x24VDC/24..230VAC/5A ST	6ES7136-6RA00-0BF0		SIE.6ES7136-6RA00-0BF0
=V1KF1-KF14.54	1	BASEUNIT TYPE F0, BU20-P8+A4+0B	6ES7193-6BP20-0BF0	SIE	SIE.6ES7193-6BP20-0BF0
=V1KF1-KF100.14	1	SCALANCE XC216	6GK5216-0BA00-2AC2	SIE	SIE.6GK5216-0BA00-2AC2
=V1KF1-KF100.14	1				SIE.6GK1900-0AB10
=V1WC3-FC1	1	CIRCUIT BREAKER 240V 14KA, 1-POLE, C, 16A, D=70MM	5SJ4116-7HG41	SIE	SIE.5SJ4116-7HG41
=V1WC3-FC1	1	AUXILARY SWITCH 1NO1NC UL489	5ST3010-0HG	SIE	SIE.5ST3010-0HG
=V1WC3-FC2	1	CIRCUIT BREAKER 240V 14KA, 1-POLE, C, 3A, D=70MM	5SJ4103-7HG41	SIE	SIE.5SJ4103-7HG41
=V1WC3-FC2	1	AUXILARY SWITCH 1NO1NC UL489	5ST3010-0HG	SIE	SIE.5ST3010-0HG
=V1WC3-FC3	1	CIRCUIT BREAKER 240V 14KA, 1-POLE, C, 16A, D=70MM	5SJ4116-7HG41	SIE	SIE.5SJ4116-7HG41
=V1WC3-XG2	1	Panel Interface Connector with USB Type A/F to USB Type A/M [Qty: 2]; Category 5e RJ45 F/F Feed-Through; Housing; UL Type 4; Duplex Outlet; 5 Amp Circuit Breaker	RJ45 F/F 2P2C KSRD5		GT_N.P-P11#2R2-K3RD5
=V1WC4-FC11	1	SITOP SEL1200 8 x 10A	6EP4438-7FB00-3DX0		SIE.6EP4438-7FB00-3DX0
=V1WC4-FC12	1	SITOP SEL1200 8 x 10A	6EP4438-7FB00-3DX0		SIE.6EP4438-7FB00-3DX0
=V1WC4-TA1	1	SITOP PSU6200 1ph 24 V/20 A	6EP3336-7SB00-3AX0		SIE.6EP3336-7SB00-3AX0

+.UC12/2

+.UC15/1

			Date	11/26/2022	Volvo Trucks North America	Valiant TMS	Parts list : SIE.6ES7155-6AA01-0BN0_subassembly - SIE.6EP3336-7SB00-3AX0	Drawing name: =2V05&EFS-EL	= + V1UC14	
			Ed.	MKLEPADLO	P6700 Firewall - Cell 2V05					
			Appr			Scale 1:1		Document type: EPB	Project nr: 22-16143	Page 1 / 1019
Modification	Date	Name	Original		Replacement of	Replaced by				

Parts list

F01_001

Device tag	Quantity	Designation	Type number	Supplier	Part number
=V1KF1-KF15	1				SIE.6ES7155-6AA01-0BN0_subassembly
=V1KF1-KF15	1	ET200SP, SERVERMODULE	6ES7193-6PA00-0AA0		SIE.6ES7193-6PA00-0AA0
=V1KF1-KF15.11	1	ET 200SP, DI 16x 24V DC ST, PU 1	6ES7131-6BH01-0BA0	SIE	SIE.6ES7131-6BH01-0BA0
=V1KF1-KF15.11	1	BASEUNIT TYPE A0, BU15-P16+A0+2D	6ES7193-6BP00-0DA0	SIE	SIE.6ES7193-6BP00-0DA0
=V1KF1-KF15.12	1	ET 200SP, DI 16x 24V DC ST, PU 1	6ES7131-6BH01-0BA0	SIE	SIE.6ES7131-6BH01-0BA0
=V1KF1-KF15.12	1	BASEUNIT TYPE A0, BU15-P16+A0+2D	6ES7193-6BP00-0DA0	SIE	SIE.6ES7193-6BP00-0DA0
=V1KF1-KF15.21	1	ET 200SP, DQ 16x 24V DC/0,5A ST, PU 1	6ES7132-6BH01-0BA0	SIE	SIE.6ES7132-6BH01-0BA0
=V1KF1-KF15.21	1	BASEUNIT TYPE A0, BU15-P16+A0+2D	6ES7193-6BP00-0DA0	SIE	SIE.6ES7193-6BP00-0DA0
=V1KF1-KF15.31	1	ET 200SP, El-Mod., F-DI 8x24VDC HF	6ES7136-6BA00-0CA0		SIE.6ES7136-6BA00-0CA0
=V1KF1-KF15.31	1	BASEUNIT TYPE A0, BU15-P16+A0+2B	6ES7193-6BP00-0BA0	SIE	SIE.6ES7193-6BP00-0BA0
=V1KF1-KF15.32	1	ET 200SP, El-Mod., F-DI 8x24VDC HF	6ES7136-6BA00-0CA0		SIE.6ES7136-6BA00-0CA0
=V1KF1-KF15.32	1	BASEUNIT TYPE A0, BU15-P16+A0+2B	6ES7193-6BP00-0BA0	SIE	SIE.6ES7193-6BP00-0BA0
=V1KF1-KF15.33	1	ET 200SP, El-Mod., F-DI 8x24VDC HF	6ES7136-6BA00-0CA0		SIE.6ES7136-6BA00-0CA0
=V1KF1-KF15.33	1	BASEUNIT TYPE A0, BU15-P16+A0+2B	6ES7193-6BP00-0BA0	SIE	SIE.6ES7193-6BP00-0BA0
=V1KF1-KF15.41	1	ET 200SP, El-Mod., F-DQ 4xDC 24V/2A	6ES7136-6DB00-0CA0		SIE.6ES7136-6DB00-0CA0
=V1KF1-KF15.41	1	BASEUNIT TYPE A0, BU15-P16+A0+2B	6ES7193-6BP00-0BA0	SIE	SIE.6ES7193-6BP00-0BA0
=V1KF1-KF15.42	1	ET 200SP, El-Mod., F-DQ 4xDC 24V/2A	6ES7136-6DB00-0CA0		SIE.6ES7136-6DB00-0CA0
=V1KF1-KF15.42	1	BASEUNIT TYPE A0, BU15-P16+A0+2B	6ES7193-6BP00-0BA0	SIE	SIE.6ES7193-6BP00-0BA0
=V1KF1-KF15.51	1	ET 200SP, F-RQ 1x24VDC/24..230VAC/5A ST	6ES7136-6RA00-0BF0		SIE.6ES7136-6RA00-0BF0
=V1KF1-KF15.51	1	BASEUNIT TYPE F0, BU20-P8+A4+0B	6ES7193-6BP20-0BF0	SIE	SIE.6ES7193-6BP20-0BF0
=V1KF1-KF15.52	1	ET 200SP, F-RQ 1x24VDC/24..230VAC/5A ST	6ES7136-6RA00-0BF0		SIE.6ES7136-6RA00-0BF0
=V1KF1-KF15.52	1	BASEUNIT TYPE F0, BU20-P8+A4+0B	6ES7193-6BP20-0BF0	SIE	SIE.6ES7193-6BP20-0BF0
=V1KF1-KF15.53	1	ET 200SP, F-RQ 1x24VDC/24..230VAC/5A ST	6ES7136-6RA00-0BF0		SIE.6ES7136-6RA00-0BF0
=V1KF1-KF15.53	1	BASEUNIT TYPE F0, BU20-P8+A4+0B	6ES7193-6BP20-0BF0	SIE	SIE.6ES7193-6BP20-0BF0
=V1KF1-KF15.54	1	ET 200SP, F-RQ 1x24VDC/24..230VAC/5A ST	6ES7136-6RA00-0BF0		SIE.6ES7136-6RA00-0BF0
=V1KF1-KF15.54	1	BASEUNIT TYPE F0, BU20-P8+A4+0B	6ES7193-6BP20-0BF0	SIE	SIE.6ES7193-6BP20-0BF0
=V1KF1-KF100.15	1	SCALANCE XC216	6GK5216-0BA00-2AC2	SIE	SIE.6GK5216-0BA00-2AC2
=V1KF1-KF100.15	1				SIE.6GK1900-0AB10
=V1WC3-FC1	1	CIRCUIT BREAKER 240V 14KA, 1-POLE, C, 16A, D=70MM	5SJ4116-7HG41	SIE	SIE.5SJ4116-7HG41
=V1WC3-FC1	1	AUXILARY SWITCH 1NO1NC UL489	5ST3010-0HG	SIE	SIE.5ST3010-0HG
=V1WC3-FC2	1	CIRCUIT BREAKER 240V 14KA, 1-POLE, C, 3A, D=70MM	5SJ4103-7HG41	SIE	SIE.5SJ4103-7HG41
=V1WC3-FC2	1	AUXILARY SWITCH 1NO1NC UL489	5ST3010-0HG	SIE	SIE.5ST3010-0HG
=V1WC3-FC3	1	CIRCUIT BREAKER 240V 14KA, 1-POLE, C, 16A, D=70MM	5SJ4116-7HG41	SIE	SIE.5SJ4116-7HG41
=V1WC3-XG2	1	Panel Interface Connector with USB Type A/F to USB Type A/M [Qty: 2]; Category 5e RJ45 Feed-Through; Housing; UL Type 4; Duplex Outlet; 5 Amp Circuit Breaker	GT_N.P-P11#2R2-K3RD5		GT_N.P-P11#2R2-K3RD5
=V1WC4-FC11	1	SITOP SEL1200 8 x 10A	6EP4438-7FB00-3DX0		SIE.6EP4438-7FB00-3DX0
=V1WC4-FC12	1	SITOP SEL1200 8 x 10A	6EP4438-7FB00-3DX0		SIE.6EP4438-7FB00-3DX0
=V1WC4-TA1	1	SITOP PSU6200 1ph 24 V/20 A	6EP3336-7SB00-3AX0		SIE.6EP3336-7SB00-3AX0

Parts list

F01_001

Device tag	Quantity	Designation	Type number	Supplier	Part number
=V1KF1-KF32	1				SIE.6ES7155-6AA01-0BN0_subassembly
=V1KF1-KF32	1	ET200SP, SERVERMODULE	6ES7193-6PA00-0AA0		SIE.6ES7193-6PA00-0AA0
=V1KF1-KF32.11	1	ET 200SP, DI 16x 24V DC ST, PU 1	6ES7131-6BH01-0BA0	SIE	SIE.6ES7131-6BH01-0BA0
=V1KF1-KF32.11	1	BASEUNIT TYPE A0, BU15-P16+A0+2D	6ES7193-6BP00-0DA0	SIE	SIE.6ES7193-6BP00-0DA0
=V1KF1-KF32.21	1	ET 200SP, DQ 16x 24V DC/0,5A ST, PU 1	6ES7132-6BH01-0BA0	SIE	SIE.6ES7132-6BH01-0BA0
=V1KF1-KF32.21	1	BASEUNIT TYPE A0, BU15-P16+A0+2D	6ES7193-6BP00-0DA0	SIE	SIE.6ES7193-6BP00-0DA0
=V1KF1-KF32.31	1	ET 200SP, El-Mod., F-DI 8x24VDC HF	6ES7136-6BA01-0CA0	SIE	SIE.6ES7136-6BA01-0CA0
=V1KF1-KF32.31	1	BASEUNIT TYPE A0, BU15-P16+A0+2D	6ES7193-6BP00-0DA0	SIE	SIE.6ES7193-6BP00-0DA0
=V1KF1-PNET1	1	Profinet cable - RJ45 plug to M12 Female receptacle; 1m long	RJ45S FKSDED 423-1M	TURCK	TUR.RJ45S FKSDED 423-1M
=V1SF0PG1-M1	1	Ground bar kit, 5 positions.	ECGB5	SIE	US2.ECGB5
=V1SF0PG1-M1	1	Wiring Duct Covers, PVC	C1.5LG6	PAN	PAN.C1.5LG6
=V1SF0PG1-M1	1	Wiring Duct Covers, PVC	C1LG6	PAN	PAN.C1LG6
=V1SF0PG1-M1	1	Wide Slotted Wiring Duct, PVC	G1.5X4LG6	PAN	PAN.G1.5X4LG6
=V1SF0PG1-M1	1	Wide Slotted Wiring Duct, PVC	G1X4LG6	PAN	PAN.G1X4LG6
=V1SF0PG1-PG1	1	SIMATIC HMI TP1500 COMFORT	6AV2124-0QC02-0AX1	SIE	SIE.6AV2124-0QC02-0AX1
=V1SF0PG1-PG1	1	SIMATIC HMI SD MEMORY CARD 2 GB	6AV2181-8XP00-0AX0	SIE	SIE.6AV2181-8XP00-0AX0
=V1SF0PG1-SF1	1	PUSHBUTTON CP1-10G-20	CP1-10G-20	ABB	ABB.1SFA619100R1022
=V1SF0PG1-SF2	1	PUSHBUTTON CP1-10Y-20	CP1-10Y-20	ABB	ABB.1SFA619100R1023
=V1SF0PG1-SF3/PF3	1	PUSHBUTTON CP1-11C-10	CP1-11C-10	ABB	ABB.1SFA619100R1118
=V1SF0PG1-UC01	1	Compact enclosure AX	AX.6315450	RIT	RIT.6315450
=V1SF0PG1-UC01	1	Pedestal, open	CP.6106500	RIT	RIT.6106500
=V1SF0PG1-UC01	1	Coupling CP 60	CP.6206300	RIT	RIT.6206300
=V1SF0PG1-UC01	1	Accessory bag, for AX	AX.5051300	RIT	RIT.5051300
=V1SF0PG1-UC01	1	Mounting plate, for AX	AX.5051375	RIT	RIT.5051375
=V1WC4-FC1	1	Miniature Circuit Breaker MCBs - S200UDC - Number of Poles 1 - Tripping characteristic K	S201UDC-K5	ABB	ABB.2CDS271517R0357
=V1WC4-FC1	1	S2C-H6RU - Auxiliary Contact	S2C-H6RU	ABB	ABB.2CDS200914R0001
=V1WC4-FC2	1	Miniature Circuit Breaker MCBs - S200UDC - Number of Poles 1 - Tripping characteristic K	S201UDC-K5	ABB	ABB.2CDS271517R0357
=V1WC4-FC2	1	S2C-H6RU - Auxiliary Contact	S2C-H6RU	ABB	ABB.2CDS200914R0001
=V1WC4-PG1	1	SIMATIC HMI TP1500 COMFORT	6AV2124-0QC02-0AX1	SIE	SIE.6AV2124-0QC02-0AX1
=V1WC4-XD1	1	RECEPTACLE MINI 5P MALE 1M	RSF 50-1M/NPT	TURCK	TUR.RSF 50-1M/NPT

			Date	11/26/2022	Volvo Trucks North America	Valiant TMS	Parts list : SIE.6ES7155-6AA01-0BN0_subassembly - TUR.RSF 50-1M/NPT	Drawing name: =2V05&EFS-EL	= + V1UC32	
			Ed.	MKLEPADLO	P6700 Firewall - Cell 2V05					
			Appr			Scale 1:1		Document type: EPB	Project nr: 22-16143	Page 1 / 1019
Modification	Date	Name	Original		Replacement of	Replaced by				

Parts list

F01_001

Device tag	Quantity	Designation	Type number	Supplier	Part number
=V1KF1-KF32	1				SIE.6ES7155-6AA01-0BN0_subassembly
=V1KF1-KF32	1	ET200SP, SERVERMODULE	6ES7193-6PA00-0AA0		SIE.6ES7193-6PA00-0AA0
=V1KF1-KF33	1				SIE.6ES7155-6AA01-0BN0_subassembly
=V1KF1-KF33	1	ET200SP, SERVERMODULE	6ES7193-6PA00-0AA0		SIE.6ES7193-6PA00-0AA0
=V1KF1-KF33.11	1	ET 200SP, DI 16x 24V DC ST, PU 1	6ES7131-6BH01-0BA0	SIE	SIE.6ES7131-6BH01-0BA0
=V1KF1-KF33.11	1	BASEUNIT TYPE A0, BU15-P16+A0+2D	6ES7193-6BP00-0DA0	SIE	SIE.6ES7193-6BP00-0DA0
=V1KF1-KF33.21	1	ET 200SP, DQ 16x 24V DC/0,5A ST, PU 1	6ES7132-6BH01-0BA0	SIE	SIE.6ES7132-6BH01-0BA0
=V1KF1-KF33.21	1	BASEUNIT TYPE A0, BU15-P16+A0+2D	6ES7193-6BP00-0DA0	SIE	SIE.6ES7193-6BP00-0DA0
=V1KF1-KF33.31	1	ET 200SP, El-Mod., F-DI 8x24VDC HF	6ES7136-6BA01-0CA0	SIE	SIE.6ES7136-6BA01-0CA0
=V1KF1-KF33.31	1	BASEUNIT TYPE A0, BU15-P16+A0+2D	6ES7193-6BP00-0DA0	SIE	SIE.6ES7193-6BP00-0DA0
=V1KF1-PNET1	1	Profinet cable - RJ45 plug to M12 Female receptacle; 1m long	RJ45S FKSDED 423-1M	TURCK	TUR.RJ45S FKSDED 423-1M
=V1SF0PG2-M1	1	Ground bar kit, 5 positions.	ECGB5	SIE	US2.ECGB5
=V1SF0PG2-M1	1	Wiring Duct Covers, PVC	C1.5LG6	PAN	PAN.C1.5LG6
=V1SF0PG2-M1	1	Wiring Duct Covers, PVC	C1LG6	PAN	PAN.C1LG6
=V1SF0PG2-M1	1	Wide Slotted Wiring Duct, PVC	G1.5X4LG6	PAN	PAN.G1.5X4LG6
=V1SF0PG2-M1	1	Wide Slotted Wiring Duct, PVC	G1X4LG6	PAN	PAN.G1X4LG6
=V1SF0PG2-PG1	1	SIMATIC HMI TP1500 COMFORT	6AV2124-0QC02-0AX1	SIE	SIE.6AV2124-0QC02-0AX1
=V1SF0PG2-PG1	1	SIMATIC HMI SD MEMORY CARD 2 GB	6AV2181-8XP00-0AX0	SIE	SIE.6AV2181-8XP00-0AX0
=V1SF0PG2-SF1	1	PUSHBUTTON CP1-10G-20	CP1-10G-20	ABB	ABB.1SFA619100R1022
=V1SF0PG2-SF2	1	PUSHBUTTON CP1-10Y-20	CP1-10Y-20	ABB	ABB.1SFA619100R1023
=V1SF0PG2-SF3/PF3	1	PUSHBUTTON CP1-11C-10	CP1-11C-10	ABB	ABB.1SFA619100R1118
=V1SF0PG2-UC01	1	Compact enclosure AX	AX.6315450	RIT	RIT.6315450
=V1SF0PG2-UC01	1	Pedestal, open	CP.6106500	RIT	RIT.6106500
=V1SF0PG2-UC01	1	Coupling CP 60	CP.6206300	RIT	RIT.6206300
=V1SF0PG2-UC01	1	Accessory bag, for AX	AX.5051300	RIT	RIT.5051300
=V1SF0PG2-UC01	1	Mounting plate, for AX	AX.5051375	RIT	RIT.5051375
=V1WC4-FC1	1	Miniature Circuit Breaker MCBs - S200UDC - Number of Poles 1 - Tripping characteristic K	S201UDC-K5	ABB	ABB.2CDS271517R0357
=V1WC4-FC1	1	S2C-H6RU - Auxiliary Contact	S2C-H6RU	ABB	ABB.2CDS200914R0001
=V1WC4-FC2	1	Miniature Circuit Breaker MCBs - S200UDC - Number of Poles 1 - Tripping characteristic K	S201UDC-K5	ABB	ABB.2CDS271517R0357
=V1WC4-FC2	1	S2C-H6RU - Auxiliary Contact	S2C-H6RU	ABB	ABB.2CDS200914R0001
=V1WC4-PG1	1	SIMATIC HMI TP1500 COMFORT	6AV2124-0QC02-0AX1	SIE	SIE.6AV2124-0QC02-0AX1
=V1WC4-XD1	1	RECEPTACLE MINI 5P MALE 1M	RSF 50-1M/NPT	TURCK	TUR.RSF 50-1M/NPT

			Date	11/26/2022	Volvo Trucks North America	Valiant TMS	Parts list : SIE.6ES7155-6AA01-0BN0_subassembly - TUR.RSF 50-1M/NPT	Drawing name: =2V05&EFS-EL	= + V1UC33	
			Ed.	MKLEPADLO	P6700 Firewall - Cell 2V05					
			Appr			Scale 1:1		Document type: EPB	Project nr: 22-16143	Page 1 / 1019
Modification	Date	Name	Original		Replacement of	Replaced by				

Parts list

F01_001

Device tag	Quantity	Designation	Type number	Supplier	Part number
=V1SF0PG1-PG1	1	SIMATIC HMI TP700 COMFORT	6AV2124-0GC01-0AX0	SIE	SIE.6AV2124-0GC01-0AX0
=V1SF0PG1-UC01	1	Compact enclosure AX	AX.6315150	RIT	RIT.6315150
=V1SF0PG1-UC01	1	Accessory bag, for AX	AX.5051300	RIT	RIT.5051300
=V1SF0PG1-UC01	1	Mounting plate, for AX	AX.5051368	RIT	RIT.5051368
=V1SF0PG1-XD1	1	RECEPTACLE MINI 5P MALE 1M	RSF 50-1M/NPT	TURCK	TUR.RSF 50-1M/NPT
=V1SF0PG3-PG1	1	SIMATIC HMI TP700 COMFORT	6AV2124-0GC01-0AX0	SIE	SIE.6AV2124-0GC01-0AX0
=V1SF0PG3-PG1	1	SIMATIC HMI SD MEMORY CARD 2 GB	6AV2181-8XP00-0AX0	SIE	SIE.6AV2181-8XP00-0AX0
=V1SF0PG3-PNET1	1	Profinet cable - RJ45 plug to M12 Female receptacle; 0.5m long	RJ45S FKSDED 423-0.5M	TURCK	TUR.RJ45S FKSDED 423-0.5M

			Date	11/26/2022	Volvo Trucks North America	Valiant TMS	Parts list : SIE.6AV2124-0GC01-0AX0 - TUR.RJ45S FKSDED 423-0.5M	Drawing name: =2V05&EFS-EL	= + V1UC51	
			Ed.	MKLEPADLO	P6700 Firewall - Cell 2V05					
			Appr			Scale 1:1		Document type: EPB	Project nr: 22-16143	Page 1 / 1019
Modification	Date	Name	Original		Replacement of	Replaced by				

Parts list

F01_001

Device tag	Quantity	Designation	Type number	Supplier	Part number
=V1SF0PG1-XD1	1	RECEPTACLE MINI 5P MALE 1M	RSF 50-1M/NPT	TURCK	TUR.RSF 50-1M/NPT
=V1SF0PG2-PG1	1	SIMATIC HMI TP700 COMFORT	6AV2124-0GC01-0AX0	SIE	SIE.6AV2124-0GC01-0AX0
=V1SF0PG2-UC01	1	Compact enclosure AX	AX.6315150	RIT	RIT.6315150
=V1SF0PG2-UC01	1	Accessory bag, for AX	AX.5051300	RIT	RIT.5051300
=V1SF0PG2-UC01	1	Mounting plate, for AX	AX.5051368	RIT	RIT.5051368
=V1SF0PG4-PG1	1	SIMATIC HMI TP700 COMFORT	6AV2124-0GC01-0AX0	SIE	SIE.6AV2124-0GC01-0AX0
=V1SF0PG4-PG1	1	SIMATIC HMI SD MEMORY CARD 2 GB	6AV2181-8XP00-0AX0	SIE	SIE.6AV2181-8XP00-0AX0
=V1SF0PG4-PNET1	1	Profinet cable - RJ45 plug to M12 Female receptacle; 0.5m long	RJ45S FKSDED 423-0.5M	TURCK	TUR.RJ45S FKSDED 423-0.5M

			Date	11/26/2022	Volvo Trucks North America	Valiant TMS	Parts list : TUR.RSF 50-1M/NPT - TUR.RJ45S FKSDED 423-0.5M	Drawing name: =2V05&EFS-EL	= + V1UC52	
			Ed.	MKLEPADLO	P6700 Firewall - Cell 2V05					
			Appr			Scale 1:1		Document type: EPB	Project nr: 22-16143	Page 1 / 1019
Modification	Date	Name	Original		Replacement of	Replaced by				

Parts list

F01_001

Device tag	Quantity	Designation	Type number	Supplier	Part number
=V1PZ1PF1-PF1	1	Signaling column connection element for pipe mounting incl. end cover and seal	8WD4408-0AA	SIE	SIE.8WD4408-0AA
=V1PZ1PF1-PF1	1	Tube with foot, tube length 100 mm, accessory for signaling columns 8WD44, D=70 mm	8WD4308-0DA	SIEMENS	SIE.8WD4308-0DA
=V1PZ1PF1-PF1	1	Signaling column multifunctional siren element different sounds can be set 24 V	8WD4420-0EA2		SIE.8WD4420-0EA2
=V1PZ1PF1-PF1	1	Signaling column continuous light element LED red, 24 V AC/DC	8WD4420-5AB	SIE	SIE.8WD4420-5AB
=V1PZ1PF1-PF1	1	Signaling column continuous light element LED green, 24 V AC/DC	8WD4420-5AC	SIE	SIE.8WD4420-5AC
=V1PZ1PF1-PF1	1	Signaling column continuous light element LED yellow, 24 V AC/DC	8WD4420-5AD	SIE	SIE.8WD4420-5AD
=V1PZ1PF1-PF1	1	Signaling column continuous light element LED blue, 24 V AC/DC	8WD4420-5AF	SIE	SIE.8WD4420-5AF
=V1PZ1PF1-UC01	1	Small enclosures KX	KX.1574000		RIT.1574000
=V1PZ1PF1-XD1	1	RECEPTACLE 1-1/8" MINIFAST 10P MALE 2M	RSF 106-2M/14.5/NPT/CS16486	TURCK	TUR.RSF 106-2M/14.5/NPT/CS16486

Parts list

F01_001

Device tag	Quantity	Designation	Type number	Supplier	Part number
=V1PZ1PF2-PF1	1	Signaling column connection element for pipe mounting incl. end cover and seal	8WD4408-0AA	SIE	SIE.8WD4408-0AA
=V1PZ1PF2-PF1	1	Tube with foot, tube length 100 mm, accessory for signaling columns 8WD44, D=70 mm	8WD4308-0DA	SIEMENS	SIE.8WD4308-0DA
=V1PZ1PF2-PF1	1	Signaling column multifunctional siren element different sounds can be set 24 V	8WD4420-0EA2		SIE.8WD4420-0EA2
=V1PZ1PF2-PF1	1	Signaling column continuous light element LED red, 24 V AC/DC	8WD4420-5AB	SIE	SIE.8WD4420-5AB
=V1PZ1PF2-PF1	1	Signaling column continuous light element LED green, 24 V AC/DC	8WD4420-5AC	SIE	SIE.8WD4420-5AC
=V1PZ1PF2-PF1	1	Signaling column continuous light element LED yellow, 24 V AC/DC	8WD4420-5AD	SIE	SIE.8WD4420-5AD
=V1PZ1PF2-PF1	1	Signaling column continuous light element LED blue, 24 V AC/DC	8WD4420-5AF	SIE	SIE.8WD4420-5AF
=V1PZ1PF2-UC01	1	Small enclosures KX	KX.1574000		RIT.1574000
=V1PZ1PF2-XD1	1	RECEPTACLE 1-1/8" MINIFAST 10P MALE 2M	RSF 106-2M/14.5/NPT/CS16486	TURCK	TUR.RSF 106-2M/14.5/NPT/CS16486

+.UC61/1

+.UC71/1

			Date	11/26/2022	Volvo Trucks North America	Valiant TMS	Parts list : SIE.8WD4408-0AA - TUR.RSF 106-2M/14.5/NPT/CS16486	Drawing name: =2V05&EFS-EL	= + V1UC62	
			Ed.	MKLEPADLO	P6700 Firewall - Cell 2V05					
			Appr			Scale 1:1		Document type: EPB	Project nr: 22-16143	Page 1 / 1019
Modification	Date	Name	Original		Replacement of	Replaced by				

Parts list

F01_001

Device tag	Quantity	Designation	Type number	Supplier	Part number
=V1SF0SF1-SF1	1	Push-to-Stop, Twist-to-Release Electro-Mechanical Push Buttons	SSA-EBM Series	BANNER	BAN.SSA-EBM-12EB1Q8OTBB

			Date	11/26/2022	Volvo Trucks North America		Valiant TMS	Parts list : BAN.SSA-EBM-12EB1Q8OTBB - BAN.SSA-EBM-12EB1Q8OTBB	Drawing name: =2V05&EFS-EL		=
			Ed.	MKLEPADLO							+ V1UC71
			Appr		P6700 Firewall - Cell 2V05				Document type: EPB	Project nr: 22-16143	Page 1
Modification	Date	Name	Original		Replacement of	Replaced by	Scale 1:1				1019

Parts list

F01_001

Device tag	Quantity	Designation	Type number	Supplier	Part number
=V1SF0SF2-SF1	1	Push-to-Stop, Twist-to-Release Electro-Mechanical Push Buttons	SSA-EBM Series	BANNER	BAN.SSA-EBM-12EB1Q8OTBB

			Date	11/26/2022	Volvo Trucks North America	Valiant TMS	Parts list : BAN.SSA-EBM-12EB1Q8OTBB - BAN.SSA-EBM-12EB1Q8OTBB	Drawing name: =2V05&EFS-EL	=	
			Ed.	MKLEPADLO					+ V1UC72	
			Appr		P6700 Firewall - Cell 2V05	Scale 1:1		Document type: EPB	Project nr: 22-16143	Page 1
Modification	Date	Name	Original		Replacement of	Replaced by				1019

Parts list

F01_001

Device tag	Quantity	Designation	Type number	Supplier	Part number
=V1WC2-XG1	0	3P DISTRIBUTION BLOCK 2 LINE / 6 LOAD	CPB-E2G06-03	SYNDEVCO	CPB-E2G06-03
=V1WC2-XG2	0	3P GROUND BLOCK 2 LINE / 6 LOAD	HCG-E2G06	SYNDEVCO	HCG-E2G06
=WC1-WC1	1	Golvskåp TS 8 sidskåp	TS8	RIT	RIT.SETS8205SID5
=WC1-WC1	1	TS Trim panel, sides, H: 100 mm, for W: 500 mm, RAL 7022, sheet steel	TS.8601050	RIT	RIT.8601050
=WC1-WC1	1	TS Base/plinth component, rear, H: 100 mm, for W: 1200 mm, RAL 7022, sheet steel	TS.8601200	RIT	RIT.8601200
=WC1-WC1	1	TS Side panel, screw-fastened, for TS, TS IT, for WD: 2000x500 mm, Sheet steel	TS.8105235	RIT	RIT.8105235
=WC1-WC1	1	PS Wiring plan pockets, for TS, CM, SE, PC, TP pedestal, sheet steel	TS.4115000	RIT	RIT.4115000

+.UC72/1

+.UC162/1

			Date	11/26/2022	Volvo Trucks North America		Valiant TMS	Parts list : CPB-E2G06-03 - RIT.4115000	Drawing name: =2V05&EFS-EL	=	
			Ed.	MKLEPADLO						+ V1UC161	
			Appr		P6700 Firewall - Cell 2V05				Document type: EPB	Project nr: 22-16143	Page 1
Modification	Date	Name	Original		Replacement of	Replaced by	Scale 1:1				1019

Parts list

F01_001

Device tag	Quantity	Designation	Type number	Supplier	Part number
=V1WC2-XG1	1	3P DISTRIBUTION BLOCK 1 LINE / 4 LOAD	MB-231-03	SYNDEVCO	MB-231-03
=V1WC2-XG2	1	3P GROUND BLOCK 3 LINE / 3 LOAD	STGS-3D-3D	SYNDEVCO	STGS-3D-3D
=WC1-WC1	1	Golvskåp TS 8 sidskåp	TS8	RIT	RIT.SETS8205SID5
=WC1-WC1	1	TS Trim panel, sides, H: 100 mm, for W: 500 mm, RAL 7022, sheet steel	TS.8601050	RIT	RIT.8601050
=WC1-WC1	1	TS Base/plinth component, rear, H: 100 mm, for W: 1200 mm, RAL 7022, sheet steel	TS.8601200	RIT	RIT.8601200
=WC1-WC1	1	TS Side panel, screw-fastened, for TS, TS IT, for WD: 2000x500 mm, Sheet steel	TS.8105235	RIT	RIT.8105235
=WC1-WC1	1	PS Wiring plan pockets, for TS, CM, SE, PC, TP pedestal, sheet steel	TS.4115000	RIT	RIT.4115000

+.UC161/1

+.UC163/1

			Date	11/26/2022	Volvo Trucks North America		Valiant TMS	Parts list : MB-231-03 - RIT.4115000	Drawing name: =2V05&EFS-EL	= + V1UC162	
			Ed.	MKLEPADLO	P6700 Firewall - Cell 2V05						
			Appr				Scale 1:1		Document type: EPB	Project nr: 22-16143	Page 1 / 1019
Modification	Date	Name	Original		Replacement of	Replaced by					

Parts list

F01_001

Device tag	Quantity	Designation	Type number	Supplier	Part number
=V1WC2-XG1	1	3P DISTRIBUTION BLOCK 1 LINE / 4 LOAD	MB-231-03	SYNDEVCO	MB-231-03
=V1WC2-XG2	1	3P GROUND BLOCK 3 LINE / 3 LOAD	STGS-3D-3D	SYNDEVCO	STGS-3D-3D
=WC1-WC1	1	Golvskåp TS 8 sidskåp	TS8	RIT	RIT.SETS8205SID5
=WC1-WC1	1	TS Trim panel, sides, H: 100 mm, for W: 500 mm, RAL 7022, sheet steel	TS.8601050	RIT	RIT.8601050
=WC1-WC1	1	TS Base/plinth component, rear, H: 100 mm, for W: 1200 mm, RAL 7022, sheet steel	TS.8601200	RIT	RIT.8601200
=WC1-WC1	1	TS Side panel, screw-fastened, for TS, TS IT, for WD: 2000x500 mm, Sheet steel	TS.8105235	RIT	RIT.8105235
=WC1-WC1	1	PS Wiring plan pockets, for TS, CM, SE, PC, TP pedestal, sheet steel	TS.4115000	RIT	RIT.4115000

+.UC162/1

+.UC164/1

			Date	11/26/2022	Volvo Trucks North America		Valiant TMS	Parts list : MB-231-03 - RIT.4115000	Drawing name: =2V05&EFS-EL	= + V1UC163	
			Ed.	MKLEPADLO							
			Appr		P6700 Firewall - Cell 2V05				Document type: EPB	Project nr: 22-16143	Page 1
Modification	Date	Name	Original		Replacement of	Replaced by	Scale 1:1				1019

Parts list

F01_001

Device tag	Quantity	Designation	Type number	Supplier	Part number
=V1WC2-XG1	1	3P DISTRIBUTION BLOCK 1 LINE / 4 LOAD	MB-231-03	SYNDEVCO	MB-231-03
=V1WC2-XG2	1	3P GROUND BLOCK 3 LINE / 3 LOAD	STGS-3D-3D	SYNDEVCO	STGS-3D-3D
=WC1-WC1	1	Golvskåp TS 8 sidskåp	TS8	RIT	RIT.SETS8205SID5
=WC1-WC1	1	TS Trim panel, sides, H: 100 mm, for W: 500 mm, RAL 7022, sheet steel	TS.8601050	RIT	RIT.8601050
=WC1-WC1	1	TS Base/plinth component, rear, H: 100 mm, for W: 1200 mm, RAL 7022, sheet steel	TS.8601200	RIT	RIT.8601200
=WC1-WC1	1	TS Side panel, screw-fastened, for TS, TS IT, for WD: 2000x500 mm, Sheet steel	TS.8105235	RIT	RIT.8105235
=WC1-WC1	1	PS Wiring plan pockets, for TS, CM, SE, PC, TP pedestal, sheet steel	TS.4115000	RIT	RIT.4115000

+.UC163/1 +.UN1/1

			Date	11/26/2022	Volvo Trucks North America		Valiant TMS	Parts list : MB-231-03 - RIT.4115000	Drawing name: =2V05&EFS-EL	= + V1UC164	
			Ed.	MKLEPADLO							
			Appr		P6700 Firewall - Cell 2V05				Document type: EPB	Project nr: 22-16143	Page 1
Modification	Date	Name	Original		Replacement of	Replaced by	Scale 1:1				1019

Parts list

F01_001

Device tag	Quantity	Designation	Type number	Supplier	Part number
=V1UN1BG0-BG01	1	Discrete Q60: Proximity Mode	Q60BB6LAF1400QPMA	BANNER	BAN.72294
=V1UN1BG0-BG02	1	Inductive sensor With WeldGuard™ coating	BI20U-CA40-AP6X2-H1141/S1590W/BS2.0	TURCK	TUR.BI20U-CA40-AP6X2-H1141/S1590W/BS2.0
=V1UN1BG0-BG03	1	Inductive sensor With WeldGuard™ coating	BI20U-CA40-AP6X2-H1141/S1590W/BS2.0	TURCK	TUR.BI20U-CA40-AP6X2-H1141/S1590W/BS2.0
=V1UN1BG0-BG04	1	Inductive sensor	BI5U-MT18-AP6X2-H1141/S395/S1589	TURCK	TUR.1635291
=V1UN1BG0-XG2/3	1	Y splitter	U2-30676	TURCK	TUR.VB2-FSM 4.4/2FKM 4/S3450
=V1UN1KF1-KF1.11	1	MVK-MPNIO DI8 DO8 FSU	MVK-MPNIO DI8 DO8 FSU	MURR	MURR.55339
=V1UN1PF1-PF1	1	K50L Series Daylight Visible Indicators	K50L2RGB7QP	BANNER	BAN.805371
=V1UN1PF1-PF1	1	Mounting kit	SMB30A	BANNER	BAN.32723

+.UC164/1

+.UQ51/1

			Date	12/6/2022	Volvo Trucks North America		Valiant TMS	Parts list : BAN.72294 - BAN.32723	Drawing name: =2V05&EFS-EL	= + V1UN1	
			Ed.	MKLEPADLO							
			Appr		P6700 Firewall - Cell 2V05				Document type: EPB	Project nr: 22-16143	Page 1
Modification	Date	Name	Original		Replacement of	Replaced by	Scale 1:1				1019

Parts list

F01_001

Device tag	Quantity	Designation	Type number	Supplier	Part number
=V1UQ51BG0-BG01	1	Inductive sensor	BI20U-CA40-AP6X2-H1141/S1590W/BS2.0	Turck	TUR.1627297
=V1UQ51BG0-BG02	1	Inductive sensor	BI20U-CA40-AP6X2-H1141/S1590W/BS2.0	Turck	TUR.1627297
=V1UQ51BG0-BG03	1	Inductive sensor	BI20U-CA40-AP6X2-H1141/S1590W/BS2.0	Turck	TUR.1627297
=V1UQ51BG0-XG1/2	1	Y splitter	U2-30676	TURCK	TUR.VB2-FSM 4.4/2FKM 4/S3450
=V1UQ51KF1-KF1	0	Bus node	CPX-FB33	FES	FES.548755
=V1UQ51KF1-KF1	0	Interlinking block	CPX-M-GE-EV-S-7/8-5POL	FES	FES.550208
=V1UQ51KF1-KF1.11	0	Manifold block	CPX-M-AB-8-M12X2-5POL	FES	FES.549335
=V1UQ51KF1-KF1.12	0	Manifold block	CPX-M-AB-8-M12X2-5POL	FES	FES.549335

+.UN1/1

+.UQ51UQ1.1/1

			Date	11/26/2022	Volvo Trucks North America		Valiant TMS	Parts list : TUR.1627297 - FES.549335	Drawing name: =2V05&EFS-EL	=	
			Ed.	MKLEPADLO						+ V1UQ51	
			Appr		P6700 Firewall - Cell 2V05				Document type: EPB	Project nr: 22-16143	Page 1
Modification	Date	Name	Original		Replacement of	Replaced by	Scale 1:1				1019

Parts list

F01_001

Device tag	Quantity	Designation	Type number	Supplier	Part number
=V1UQ51UQ1.1-BGS/R	1	Inductive sensor Monitoring Kit for Power Clamps	1324638	TUNKERS	TUN.1324638

+V1UQ51/1

+.UQ51UQ1.2/1

			Date	11/26/2022	Volvo Trucks North America		Valiant TMS	Parts list : TUN.1324638 - TUN.1324638	Drawing name: =2V05&EFS-EL	= + V1UQ51UQ1.1	
			Ed.	MKLEPADLO							
			Appr		P6700 Firewall - Cell 2V05		Scale 1:1		Document type: EPB	Project nr: 22-16143	Page 1
Modification	Date	Name	Original		Replacement of	Replaced by					1019

Parts list

F01_001

Device tag	Quantity	Designation	Type number	Supplier	Part number
=V1UQ51UQ1.2-BGS/R	1	Inductive sensor Monitoring Kit for Power Clamps	1324638	TUNKERS	TUN.1324638

+.UQ51UQ1.1/1

+.UQ51UQ1.3/1

			Date	11/26/2022	Volvo Trucks North America		Valiant TMS	Parts list : TUN.1324638 - TUN.1324638	Drawing name: =2V05&EFS-EL	=	
			Ed.	MKLEPADLO						+ V1UQ51UQ1.2	
			Appr		P6700 Firewall - Cell 2V05				Document type: EPB	Project nr: 22-16143	Page 1
Modification	Date	Name	Original		Replacement of	Replaced by	Scale 1:1				1019

Parts list

F01_001

Device tag	Quantity	Designation	Type number	Supplier	Part number
=V1UQ51UQ1.3-BGS/R	1	Inductive sensor Monitoring Kit for Power Clamps	1324638	TUNKERS	TUN.1324638

			Date	11/26/2022	Volvo Trucks North America		Valiant TMS	Parts list : TUN.1324638 - TUN.1324638	Drawing name: =2V05&EFS-EL	= + V1UQ51UQ1.3	
			Ed.	MKLEPADLO							
			Appr		P6700 Firewall - Cell 2V05		Scale 1:1		Document type: EPB	Project nr: 22-16143	Page 1
Modification	Date	Name	Original		Replacement of	Replaced by					1019

Parts list

F01_001

Device tag	Quantity	Designation	Type number	Supplier	Part number
=V1UQ51UQ1.4-BGS/R	1	Inductive sensor Monitoring Kit for Power Clamps	1324638	TUNKERS	TUN.1324638

			Date	11/26/2022	Volvo Trucks North America		Valiant TMS	Parts list : TUN.1324638 - TUN.1324638	Drawing name: =2V05&EFS-EL	= + V1UQ51UQ1.4	
			Ed.	MKLEPADLO							
			Appr		P6700 Firewall - Cell 2V05		Scale 1:1		Document type: EPB	Project nr: 22-16143	Page 1
Modification	Date	Name	Original		Replacement of	Replaced by					1019

Parts list

F01_001

Device tag	Quantity	Designation	Type number	Supplier	Part number
=V1UQ51UQ1.5-BGS/R	1	Inductive sensor Monitoring Kit for Power Clamps	1324638	TUNKERS	TUN.1324638

			Date	11/26/2022	Volvo Trucks North America		Valiant TMS	Parts list : TUN.1324638 - TUN.1324638	Drawing name: =2V05&EFS-EL	=	
			Ed.	MKLEPADLO						+ V1UQ51UQ1.5	
			Appr		P6700 Firewall - Cell 2V05				Document type: EPB	Project nr: 22-16143	Page 1
Modification	Date	Name	Original		Replacement of	Replaced by	Scale 1:1				1019

0	1	2	3	4	5	6	7	8	9

Parts list

F01_001

Device tag	Quantity	Designation	Type number	Supplier	Part number
=V1UQ51UQ1.6-BGS/R	1	Inductive sensor Monitoring Kit for Power Clamps	1324638	TUNKERS	TUN.1324638

+.UQ51UQ1.5/1

+.UQ51UQ2.1/1

			Date	11/26/2022	Volvo Trucks North America	Valiant TMS	Parts list : TUN.1324638 - TUN.1324638	Drawing name: =2V05&EFS-EL	=
			Ed.	MKLEPADLO	P6700 Firewall - Cell 2V05				+ V1UQ51UQ1.6
			Appr					Document type: EPB	Project nr: 22-16143
Modification	Date	Name	Original		Replacement of / Replaced by	Scale 1:1			Page 1 / 1019

Parts list

F01_001

Device tag	Quantity	Designation	Type number	Supplier	Part number
=V1UQ51UQ2.1-BGS/R	1	Inductive sensor Monitoring Kit for Power Clamps	1324638	TUNKERS	TUN.1324638

+.UQ51UQ1.6/1

+.UQ51UQ2.2/1

			Date	11/26/2022	Volvo Trucks North America		Valiant TMS	Parts list : TUN.1324638 - TUN.1324638	Drawing name: =2V05&EFS-EL	=	
			Ed.	MKLEPADLO						+ V1UQ51UQ2.1	
			Appr		P6700 Firewall - Cell 2V05				Document type: EPB	Project nr: 22-16143	Page 1
Modification	Date	Name	Original		Replacement of	Replaced by	Scale 1:1				1019

Parts list

F01_001

Device tag	Quantity	Designation	Type number	Supplier	Part number
=V1UQ51UQ2.2-BGS/R	1	Inductive sensor Monitoring Kit for Power Clamps	1324638	TUNKERS	TUN.1324638

+.UQ51UQ2.1/1

+.UQ51UQ2.3/1

			Date	11/26/2022	Volvo Trucks North America		Valiant TMS	Parts list : TUN.1324638 - TUN.1324638	Drawing name: =2V05&EFS-EL	=	
			Ed.	MKLEPADLO						+ V1UQ51UQ2.2	
			Appr		P6700 Firewall - Cell 2V05				Document type: EPB	Project nr: 22-16143	Page 1
Modification	Date	Name	Original		Replacement of	Replaced by	Scale 1:1				1019

Parts list

F01_001

Device tag	Quantity	Designation	Type number	Supplier	Part number
=V1UQ51UQ2.3-BGS/R	1	Inductive sensor Monitoring Kit for Power Clamps	1324638	TUNKERS	TUN.1324638

+.UQ51UQ2.2/1

+.UQ51UQ3.1/1

			Date	11/26/2022	Volvo Trucks North America		Valiant TMS	Parts list : TUN.1324638 - TUN.1324638	Drawing name: =2V05&EFS-EL	=	
			Ed.	MKLEPADLO						+ V1UQ51UQ2.3	
			Appr		P6700 Firewall - Cell 2V05				Document type: EPB	Project nr: 22-16143	Page 1
Modification	Date	Name	Original		Replacement of	Replaced by	Scale 1:1				1019

Parts list

F01_001

Device tag	Quantity	Designation	Type number	Supplier	Part number
=V1UQ51UQ3.1-BGS/R	1	Inductive sensor Monitoring Kit for Power Clamps	1324638	TUNKERS	TUN.1324638

+.UQ51UQ2.3/1

+.UQ51UQ3.2/1

			Date	11/26/2022	Volvo Trucks North America		Valiant TMS	Parts list : TUN.1324638 - TUN.1324638	Drawing name: =2V05&EFS-EL	=	
			Ed.	MKLEPADLO						+ V1UQ51UQ3.1	
			Appr		P6700 Firewall - Cell 2V05		Scale 1:1		Document type: EPB	Project nr: 22-16143	Page 1
Modification	Date	Name	Original		Replacement of	Replaced by					1019

Parts list

F01_001

Device tag	Quantity	Designation	Type number	Supplier	Part number
=V1UQ51UQ3.2-BGS/R	1	Inductive sensor Monitoring Kit for Power Clamps	1324638	TUNKERS	TUN.1324638

+.UQ51UQ3.1/1

+.UQ52/1

			Date	11/26/2022	Volvo Trucks North America	Valiant TMS	Parts list : TUN.1324638 - TUN.1324638	Drawing name: =2V05&EFS-EL	=	
			Ed.	MKLEPADLO					+ V1UQ51UQ3.2	
			Appr		P6700 Firewall - Cell 2V05			Document type: EPB	Project nr: 22-16143	Page 1
Modification	Date	Name	Original		Replacement of / Replaced by	Scale 1:1				1019

Parts list

F01_001

Device tag	Quantity	Designation	Type number	Supplier	Part number
=V1UQ52BG0-BG01	1	Inductive sensor	BI20U-CA40-AP6X2-H1141/S1590W/BS2.0	Turck	TUR.1627297
=V1UQ52BG0-BG02	1	Inductive sensor	BI20U-CA40-AP6X2-H1141/S1590W/BS2.0	Turck	TUR.1627297
=V1UQ52BG0-BG03	1	Inductive sensor	BI5U-MT18-AP6X2-H1141/S395/S1589	TURCK	TUR.1635291
=V1UQ52BG0-BG04	1	Inductive sensor	BI5U-MT18-AP6X2-H1141/S395/S1589	TURCK	TUR.1635291
=V1UQ52BG0-BG05	1	Inductive sensor	BI20U-CA40-AP6X2-H1141/S1590W/BS2.0	Turck	TUR.1627297
=V1UQ52BG0-BG06	1	Inductive sensor	BI20U-CA40-AP6X2-H1141/S1590W/BS2.0	Turck	TUR.1627297
=V1UQ52BG0-BG07	1	Inductive sensor	BI20U-CA40-AP6X2-H1141/S1590W/BS2.0	Turck	TUR.1627297
=V1UQ52BG0-BG08	1	Inductive sensor	BI20U-CA40-AP6X2-H1141/S1590W/BS2.0	Turck	TUR.1627297
=V1UQ52BG0-BG09	1	Inductive sensor	BI20U-CA40-AP6X2-H1141/S1590W/BS2.0	Turck	TUR.1627297
=V1UQ52BG0-BG10	1	Inductive sensor	BI20U-CA40-AP6X2-H1141/S1590W/BS2.0	Turck	TUR.1627297
=V1UQ52BG0-XG1/2	1	Y splitter	U2-30676	TURCK	TUR.VB2-FSM 4.4/2FKM 4/S3450
=V1UQ52BG0-XG3/4	1	Y splitter	U2-30676	TURCK	TUR.VB2-FSM 4.4/2FKM 4/S3450
=V1UQ52BG0-XG5/6	1	Y splitter	U2-30676	TURCK	TUR.VB2-FSM 4.4/2FKM 4/S3450
=V1UQ52BG0-XG7/8	1	Y splitter	U2-30676	TURCK	TUR.VB2-FSM 4.4/2FKM 4/S3450
=V1UQ52BG0-XG9/10	1	Y splitter	U2-30676	TURCK	TUR.VB2-FSM 4.4/2FKM 4/S3450
=V1UQ52KF1-KF1	0	Bus node	CPX-FB33	FES	FES.548755
=V1UQ52KF1-KF1	0	Interlinking block	CPX-M-GE-EV-S-7/8-5POL	FES	FES.550208
=V1UQ52KF1-KF1.11	0	Manifold block	CPX-M-AB-8-M12X2-5POL	FES	FES.549335
=V1UQ52KF1-KF1.12	0	Manifold block	CPX-M-AB-8-M12X2-5POL	FES	FES.549335
=V1UQ52KF1-KF1.13	0	Manifold block	CPX-M-AB-8-M12X2-5POL	FES	FES.549335
=V1UQ52KF1-KF1.14	0	Manifold block	CPX-M-AB-8-M12X2-5POL	FES	FES.549335
=V1UQ52KF1-KF1.15	0	Manifold block	CPX-M-AB-8-M12X2-5POL	FES	FES.549335
=V1UQ52KF1-KF1.16	0	Manifold block	CPX-M-AB-8-M12X2-5POL	FES	FES.549335
=V1UQ52KF2-KF2	0	Bus node	CPX-FB33	FES	FES.548755
=V1UQ52KF2-KF2	0	Interlinking block	CPX-M-GE-EV-S-7/8-5POL	FES	FES.550208
=V1UQ52KF2-KF2.11	0	Manifold block	CPX-M-AB-8-M12X2-5POL	FES	FES.549335
=V1UQ52WC4-XG51	1	TEE, 5-PIN MINI, STANDARD KEYWAY	RSM-2RKM 50	TURCK	TUR.RSM-2RKM 50

+.UQ51UQ3.2/1

+.UQ52UQ1.1/1

			Date	12/6/2022	Volvo Trucks North America	Valiant TMS	Parts list : TUR.1627297 - TUR.RSM-2RKM 50	Drawing name: =2V05&EFS-EL	= + V1UQ52		
			Ed.	MKLEPADLO							
			Appr		P6700 Firewall - Cell 2V05			Document type: EPB	Project nr: 22-16143	Page	1
Modification	Date	Name	Original		Replacement of	Replaced by	Scale 1:1				1019

Parts list

F01_001

Device tag	Quantity	Designation	Type number	Supplier	Part number
=V1UQ52UQ1.1-BGS/R	1	4-Wire, 4-Pin, DC M12 X 1 (PNP)	WWS001A	WEL	WEL.WWS001A

+V1UQ52/1

+.UQ52UQ1.2/1

			Date	11/26/2022	Volvo Trucks North America	Valiant TMS	Parts list : WEL.WWS001A - WEL.WWS001A	Drawing name: =2V05&EFS-EL	=	
			Ed.	MKLEPADLO					+ V1UQ52UQ1.1	
			Appr		P6700 Firewall - Cell 2V05			Document type: EPB	Project nr: 22-16143	Page 1
Modification	Date	Name	Original		Replacement of / Replaced by	Scale 1:1				1019

Parts list

F01_001

Device tag	Quantity	Designation	Type number	Supplier	Part number
=V1UQ52UQ1.2-BGS/R	1	4-Wire, 4-Pin, DC M12 X 1 (PNP)	WWS001A	WEL	WEL.WWS001A

+.UQ52UQ1.1/1

+.UQ52UQ1.3/1

			Date	11/26/2022	Volvo Trucks North America		Valiant TMS	Parts list : WEL.WWS001A - WEL.WWS001A	Drawing name: =2V05&EFS-EL	=	
			Ed.	MKLEPADLO						+ V1UQ52UQ1.2	
			Appr		P6700 Firewall - Cell 2V05				Document type: EPB	Project nr: 22-16143	Page 1
Modification	Date	Name	Original		Replacement of	Replaced by	Scale 1:1				1019

Parts list

F01_001

Device tag	Quantity	Designation	Type number	Supplier	Part number
=V1UQ52UQ1.3-BGS/R	1	4-Wire, 4-Pin, DC M12 X 1 (PNP)	WWS001A	WEL	WEL.WWS001A

+.UQ52UQ1.2/1

+.UQ52UQ2.1/1

			Date	11/26/2022	Volvo Trucks North America		Valiant TMS	Parts list : WEL.WWS001A - WEL.WWS001A	Drawing name: =2V05&EFS-EL	=	
			Ed.	MKLEPADLO						+ V1UQ52UQ1.3	
			Appr		P6700 Firewall - Cell 2V05				Document type: EPB	Project nr: 22-16143	Page 1
Modification	Date	Name	Original		Replacement of	Replaced by	Scale 1:1				1019

Parts list

F01_001

Device tag	Quantity	Designation	Type number	Supplier	Part number
=V1UQ52UQ2.1-BGS/R	1	4-Wire, 4-Pin, DC M12 X 1 (PNP)	WWS001A	WEL	WEL.WWS001A

+.UQ52UQ1.3/1

+.UQ52UQ2.2/1

			Date	11/26/2022	Volvo Trucks North America		Valiant TMS	Parts list : WEL.WWS001A - WEL.WWS001A	Drawing name: =2V05&EFS-EL	=	
			Ed.	MKLEPADLO						+ V1UQ52UQ2.1	
			Appr		P6700 Firewall - Cell 2V05		Scale 1:1		Document type: EPB	Project nr: 22-16143	Page 1
Modification	Date	Name	Original		Replacement of	Replaced by					1019

Parts list

F01_001

Device tag	Quantity	Designation	Type number	Supplier	Part number
=V1UQ52UQ2.2-BGS/R	1	4-Wire, 4-Pin, DC M12 X 1 (PNP)	WWS001A	WEL	WEL.WWS001A

			Date	11/26/2022	Volvo Trucks North America		Valiant TMS	Parts list : WEL.WWS001A - WEL.WWS001A	Drawing name: =2V05&EFS-EL	=	
			Ed.	MKLEPADLO						+ V1UQ52UQ2.2	
			Appr		P6700 Firewall - Cell 2V05		Scale 1:1		Document type: EPB	Project nr: 22-16143	Page 1
Modification	Date	Name	Original		Replacement of	Replaced by					1019

Parts list

F01_001

Device tag	Quantity	Designation	Type number	Supplier	Part number
=V1UQ52UQ2.3-BGS/R	1	Inductive sensor Monitoring Kit for Power Clamps	1324638	TUNKERS	TUN.1324638

+.UQ52UQ2.2/1

+.UQ52UQ2.4/1

			Date	11/26/2022	Volvo Trucks North America		Valiant TMS	Parts list : TUN.1324638 - TUN.1324638	Drawing name: =2V05&EFS-EL	=	
			Ed.	MKLEPADLO						+ V1UQ52UQ2.3	
			Appr		P6700 Firewall - Cell 2V05		Scale 1:1		Document type: EPB	Project nr: 22-16143	Page 1
Modification	Date	Name	Original		Replacement of	Replaced by					1019

Parts list

F01_001

Device tag	Quantity	Designation	Type number	Supplier	Part number
=V1UQ52UQ2.4-BGS/R	1	Inductive sensor Monitoring Kit for Power Clamps	1324638	TUNKERS	TUN.1324638

+.UQ52UQ2.3/1

+.UQ52UQ3.1/1

			Date	11/26/2022	Volvo Trucks North America		Valiant TMS	Parts list : TUN.1324638 - TUN.1324638	Drawing name: =2V05&EFS-EL	=	
			Ed.	MKLEPADLO						+ V1UQ52UQ2.4	
			Appr		P6700 Firewall - Cell 2V05				Document type: EPB	Project nr: 22-16143	Page 1
Modification	Date	Name	Original		Replacement of	Replaced by	Scale 1:1				1019

Parts list

F01_001

Device tag	Quantity	Designation	Type number	Supplier	Part number
=V1UQ52UQ3.1-BGS/R	1	4-Wire, 4-Pin, DC M12 X 1 (PNP)	WWS001A	WEL	WEL.WWS001A

+.UQ52UQ2.4/1

+.UQ52UQ3.2/1

			Date	11/26/2022	Volvo Trucks North America		Valiant TMS	Parts list : WEL.WWS001A - WEL.WWS001A	Drawing name: =2V05&EFS-EL	=	
			Ed.	MKLEPADLO						+ V1UQ52UQ3.1	
			Appr		P6700 Firewall - Cell 2V05				Document type: EPB	Project nr: 22-16143	Page 1
Modification	Date	Name	Original		Replacement of	Replaced by	Scale 1:1				1019

Parts list

F01_001

Device tag	Quantity	Designation	Type number	Supplier	Part number
=V1UQ52UQ3.2-BGS/R	1	4-Wire, 4-Pin, DC M12 X 1 (PNP)	WWS001A	WEL	WEL.WWS001A

+.UQ52UQ3.1/1

+.UQ52UQ3.3/1

			Date	11/26/2022	Volvo Trucks North America		Valiant TMS	Parts list : WEL.WWS001A - WEL.WWS001A	Drawing name: =2V05&EFS-EL	= + V1UQ52UQ3.2	
			Ed.	MKLEPADLO	P6700 Firewall - Cell 2V05				Document type: EPB	Project nr: 22-16143	Page 1
			Appr				Scale 1:1				1019
Modification	Date	Name	Original		Replacement of	Replaced by					

Parts list

F01_001

Device tag	Quantity	Designation	Type number	Supplier	Part number
=V1UQ52UQ3.3-BGS/R	1	4-Wire, 4-Pin, DC M12 X 1 (PNP)	WWS001A	WEL	WEL.WWS001A

+.UQ52UQ3.2/1

+.UQ52UQ4.1/1

			Date	11/26/2022	Volvo Trucks North America		Valiant TMS	Parts list : WEL.WWS001A - WEL.WWS001A	Drawing name: =2V05&EFS-EL	=	
			Ed.	MKLEPADLO						+ V1UQ52UQ3.3	
			Appr		P6700 Firewall - Cell 2V05				Document type: EPB	Project nr: 22-16143	Page 1
Modification	Date	Name	Original		Replacement of	Replaced by	Scale 1:1				1019

Parts list

F01_001

Device tag	Quantity	Designation	Type number	Supplier	Part number
=V1UQ52UQ4.1-BGS/R	1	Inductive sensor Monitoring Kit for Power Clamps	1324638	TUNKERS	TUN.1324638

+.UQ52UQ3.3/1

+.UQ52UQ4.2/1

			Date	11/26/2022	Volvo Trucks North America		Valiant TMS	Parts list : TUN.1324638 - TUN.1324638	Drawing name: =2V05&EFS-EL	=	
			Ed.	MKLEPADLO						+ V1UQ52UQ4.1	
			Appr		P6700 Firewall - Cell 2V05				Document type: EPB	Project nr: 22-16143	Page 1
Modification	Date	Name	Original		Replacement of	Replaced by	Scale 1:1				1019

Parts list

F01_001

Device tag	Quantity	Designation	Type number	Supplier	Part number
=V1UQ52UQ4.2-BGS/R	1	Inductive sensor Monitoring Kit for Power Clamps	1324638	TUNKERS	TUN.1324638

+.UQ52UQ4.1/1

+.UQ52UQ4.3/1

			Date	11/26/2022	Volvo Trucks North America		Valiant TMS	Parts list : TUN.1324638 - TUN.1324638	Drawing name: =2V05&EFS-EL	=	
			Ed.	MKLEPADLO						+ V1UQ52UQ4.2	
			Appr		P6700 Firewall - Cell 2V05				Document type: EPB	Project nr: 22-16143	Page 1
Modification	Date	Name	Original		Replacement of	Replaced by	Scale 1:1				1019

Parts list

F01_001

Device tag	Quantity	Designation	Type number	Supplier	Part number
=V1UQ52UQ4.3-BGS/R	1	Inductive sensor Monitoring Kit for Power Clamps	1324638	TUNKERS	TUN.1324638

			Date	11/26/2022	Volvo Trucks North America		Valiant TMS	Parts list : TUN.1324638 - TUN.1324638	Drawing name: =2V05&EFS-EL	= + V1UQ52UQ4.3	
			Ed.	MKLEPADLO							
			Appr		P6700 Firewall - Cell 2V05		Scale 1:1		Document type: EPB	Project nr: 22-16143	Page 1
Modification	Date	Name	Original		Replacement of	Replaced by					1019

Parts list

F01_001

Device tag	Quantity	Designation	Type number	Supplier	Part number
=V1UQ52UQ4.4-BGS/R	1	Inductive sensor Monitoring Kit for Power Clamps	1324638	TUNKERS	TUN.1324638

+.UQ52UQ4.3/1

+.UQ52UQ4.5/1

			Date	11/26/2022	Volvo Trucks North America		Valiant TMS	Parts list : TUN.1324638 - TUN.1324638	Drawing name: =2V05&EFS-EL	=	
			Ed.	MKLEPADLO						+ V1UQ52UQ4.4	
			Appr		P6700 Firewall - Cell 2V05				Document type: EPB	Project nr: 22-16143	Page 1
Modification	Date	Name	Original		Replacement of	Replaced by	Scale 1:1				1019

Parts list

F01_001

Device tag	Quantity	Designation	Type number	Supplier	Part number
=V1UQ52UQ4.5-BGS/R	1	Inductive sensor Monitoring Kit for Power Clamps	1324638	TUNKERS	TUN.1324638

+.UQ52UQ4.4/1

+.UQ52UQ4.6/1

			Date	11/26/2022	Volvo Trucks North America		Valiant TMS	Parts list : TUN.1324638 - TUN.1324638	Drawing name: =2V05&EFS-EL	=	
			Ed.	MKLEPADLO						+ V1UQ52UQ4.5	
			Appr		P6700 Firewall - Cell 2V05				Document type: EPB	Project nr: 22-16143	Page 1
Modification	Date	Name	Original		Replacement of	Replaced by	Scale 1:1				1019

Parts list

F01_001

Device tag	Quantity	Designation	Type number	Supplier	Part number
=V1UQ52UQ4.6-BGS/R	1	Inductive sensor Monitoring Kit for Power Clamps	1324638	TUNKERS	TUN.1324638

+.UQ52UQ4.5/1

+.UQ52UQ5.1/1

			Date	11/26/2022	Volvo Trucks North America		Valiant TMS	Parts list : TUN.1324638 - TUN.1324638	Drawing name: =2V05&EFS-EL	=	
			Ed.	MKLEPADLO						+ V1UQ52UQ4.6	
			Appr		P6700 Firewall - Cell 2V05				Document type: EPB	Project nr: 22-16143	Page 1
Modification	Date	Name	Original		Replacement of	Replaced by	Scale 1:1				1019

Parts list

F01_001

Device tag	Quantity	Designation	Type number	Supplier	Part number
=V1UQ52UQ5.1-BGS/R	1	Inductive sensor Monitoring Kit for Power Clamps	1324644	TUNKERS	TUN.1324644

+.UQ52UQ4.6/1

+.UQ52UQ5.2/1

			Date	11/26/2022	Volvo Trucks North America	Valiant TMS	Parts list : TUN.1324644 - TUN.1324644	Drawing name: =2V05&EFS-EL	=	
			Ed.	MKLEPADLO					+ V1UQ52UQ5.1	
			Appr		P6700 Firewall - Cell 2V05	Scale 1:1		Document type: EPB	Project nr: 22-16143	Page 1
Modification	Date	Name	Original		Replacement of / Replaced by					1019

Parts list

F01_001

Device tag	Quantity	Designation	Type number	Supplier	Part number
=V1UQ52UQ5.2-BGS/R	1	Inductive sensor Monitoring Kit for Power Clamps	1324644	TUNKERS	TUN.1324644

+.UQ52UQ5.1/1

+.UQ52UQ5.3/1

			Date	11/26/2022	Volvo Trucks North America		Valiant TMS	Parts list : TUN.1324644 - TUN.1324644	Drawing name: =2V05&EFS-EL	=	
			Ed.	MKLEPADLO						+ V1UQ52UQ5.2	
			Appr		P6700 Firewall - Cell 2V05				Document type: EPB	Project nr: 22-16143	Page 1
Modification	Date	Name	Original		Replacement of	Replaced by	Scale 1:1				1019

Parts list

F01_001

Device tag	Quantity	Designation	Type number	Supplier	Part number
=V1UQ52UQ5.3-BGS/R	1	Inductive sensor Monitoring Kit for Power Clamps	1324638	TUNKERS	TUN.1324638

Parts list

F01_001

Device tag	Quantity	Designation	Type number	Supplier	Part number
=V1UQ52UQ5.4-BGS/R	1	Inductive sensor Monitoring Kit for Power Clamps	1324638	TUNKERS	TUN.1324638

Parts list

F01_001

Device tag	Quantity	Designation	Type number	Supplier	Part number
=V1UQ52UQ6.1-BGS/R	1	Inductive sensor Monitoring Kit for Power Clamps	1324638	TUNKERS	TUN.1324638

+.UQ52UQ5.4/1

+.UQ52UQ6.2/1

			Date	11/26/2022	Volvo Trucks North America		Valiant TMS	Parts list : TUN.1324638 - TUN.1324638	Drawing name: =2V05&EFS-EL	=	
			Ed.	MKLEPADLO						+ V1UQ52UQ6.1	
			Appr		P6700 Firewall - Cell 2V05				Document type: EPB	Project nr: 22-16143	Page 1
Modification	Date	Name	Original		Replacement of	Replaced by	Scale 1:1				1019

Parts list

F01_001

Device tag	Quantity	Designation	Type number	Supplier	Part number
=V1UQ52UQ6.2-BGS/R	1	Inductive sensor Monitoring Kit for Power Clamps	1324638	TUNKERS	TUN.1324638

+.UQ52UQ6.1/1

+.UQ52UQ7.1/1

			Date	11/26/2022	Volvo Trucks North America		Valiant TMS	Parts list : TUN.1324638 - TUN.1324638	Drawing name: =2V05&EFS-EL	=	
			Ed.	MKLEPADLO						+ V1UQ52UQ6.2	
			Appr		P6700 Firewall - Cell 2V05				Document type: EPB	Project nr: 22-16143	Page 1
Modification	Date	Name	Original		Replacement of	Replaced by	Scale 1:1				1019

Parts list

F01_001

Device tag	Quantity	Designation	Type number	Supplier	Part number
=V1UQ52UQ7.1-BGS/R	1	Inductive sensor Monitoring Kit for Power Clamps	1324638	TUNKERS	TUN.1324638

			Date	11/26/2022	Volvo Trucks North America		Valiant TMS	Parts list : TUN.1324638 - TUN.1324638	Drawing name: =2V05&EFS-EL	= + V1UQ52UQ7.1	
			Ed.	MKLEPADLO	P6700 Firewall - Cell 2V05						
			Appr				Scale 1:1		Document type: EPB	Project nr: 22-16143	Page 1
Modification	Date	Name	Original		Replacement of	Replaced by					1019

Parts list

F01_001

Device tag	Quantity	Designation	Type number	Supplier	Part number
=V1UQ52UQ7.2-BGS/R	1	Inductive sensor Monitoring Kit for Power Clamps	1324638	TUNKERS	TUN.1324638

+.UQ52UQ7.1/1

+.UQ52UQ8.1/1

			Date	11/26/2022	Volvo Trucks North America		Valiant TMS	Parts list : TUN.1324638 - TUN.1324638	Drawing name: =2V05&EFS-EL	=	
			Ed.	MKLEPADLO						+ V1UQ52UQ7.2	
			Appr		P6700 Firewall - Cell 2V05				Document type: EPB	Project nr: 22-16143	Page 1
Modification	Date	Name	Original		Replacement of	Replaced by	Scale 1:1				1019

Parts list

F01_001

Device tag	Quantity	Designation	Type number	Supplier	Part number
=V1UQ52UQ8.1-BGR	1	Inductive sensor	NI15U-MT18M-AP6X2-H1141/S1589	TURCK	TUR.1652920
=V1UQ52UQ8.1-BGS	1	Inductive sensor	NI15U-MT18M-AP6X2-H1141/S1589	TURCK	TUR.1652920
=V1UQ52UQ8.1-XGR/S	1	Y splitter	U2-30676	TURCK	TUR.VB2-FSM 4.4/2FKM 4/S3450

+.UQ52UQ7.2/1

+.UQ52UQ8.2/1

			Date	12/2/2022	Volvo Trucks North America		Valiant TMS	Parts list : TUR.1652920 - TUR.VB2-FSM 4.4/2FKM 4/S3450	Drawing name: =2V05&EFS-EL	=	
			Ed.	MKLEPADLO						+ V1UQ52UQ8.1	
			Appr		P6700 Firewall - Cell 2V05				Document type: EPB	Project nr: 22-16143	Page 1
Modification	Date	Name	Original		Replacement of	Replaced by	Scale 1:1				1019

Parts list

F01_001

Device tag	Quantity	Designation	Type number	Supplier	Part number
=V1UQ52UQ8.2-BGR	1	Inductive sensor	NI15U-MT18M-AP6X2-H1141/S1589	TURCK	TUR.1652920
=V1UQ52UQ8.2-BGS	1	Inductive sensor	NI15U-MT18M-AP6X2-H1141/S1589	TURCK	TUR.1652920
=V1UQ52UQ8.2-XGR/S	1	Y splitter	U2-30676	TURCK	TUR.VB2-FSM 4.4/2FKM 4/S3450

+.UQ52UQ8.1/1

+.UQ52UQ9.1/1

			Date	12/2/2022	Volvo Trucks North America		Valiant TMS	Parts list : TUR.1652920 - TUR.VB2-FSM 4.4/2FKM 4/S3450	Drawing name: =2V05&EFS-EL	=	
			Ed.	MKLEPADLO						+ V1UQ52UQ8.2	
			Appr		P6700 Firewall - Cell 2V05				Document type: EPB	Project nr: 22-16143	Page 1
Modification	Date	Name	Original		Replacement of	Replaced by	Scale 1:1				1019

Parts list

F01_001

Device tag	Quantity	Designation	Type number	Supplier	Part number
=V1UQ52UQ9.1-BGS/R	1	Inductive sensor Monitoring Kit for Power Clamps	1324644	TUNKERS	TUN.1324644

Parts list

F01_001

Device tag	Quantity	Designation	Type number	Supplier	Part number
=V1UQ52UQ9.2-BGS/R	1	Inductive sensor Monitoring Kit for Power Clamps	1324644	TUNKERS	TUN.1324644

+.UQ52UQ9.1/1

+.UQ52UQ10.1/1

			Date	11/26/2022	Volvo Trucks North America		Valiant TMS	Parts list : TUN.1324644 - TUN.1324644	Drawing name: =2V05&EFS-EL	=	
			Ed.	MKLEPADLO						+ V1UQ52UQ9.2	
			Appr		P6700 Firewall - Cell 2V05				Document type: EPB	Project nr: 22-16143	Page 1
Modification	Date	Name	Original		Replacement of	Replaced by	Scale 1:1				1019

Parts list

F01_001

Device tag	Quantity	Designation	Type number	Supplier	Part number
=V1UQ52UQ10.1-BGS/R	1	Inductive sensor Monitoring Kit for Power Clamps	1324638	TUNKERS	TUN.1324638

+.UQ52UQ9.2/1

+.UQ52UQ10.2/1

			Date	11/26/2022	Volvo Trucks North America		Valiant TMS	Parts list : TUN.1324638 - TUN.1324638	Drawing name: =2V05&EFS-EL	=	
			Ed.	MKLEPADLO						+ V1UQ52UQ10.1	
			Appr		P6700 Firewall - Cell 2V05				Document type: EPB	Project nr: 22-16143	Page 1
Modification	Date	Name	Original		Replacement of	Replaced by	Scale 1:1				1019

Parts list

F01_001

Device tag	Quantity	Designation	Type number	Supplier	Part number
=V1UQ52UQ10.2-BGS/R	1	Inductive sensor Monitoring Kit for Power Clamps	1324638	TUNKERS	TUN.1324638

+.UQ52UQ10.1/1

+.UQ52UQ11.1/1

			Date	11/26/2022	Volvo Trucks North America		Valiant TMS	Parts list : TUN.1324638 - TUN.1324638	Drawing name: =2V05&EFS-EL	=	
			Ed.	MKLEPADLO						+ V1UQ52UQ10.2	
			Appr		P6700 Firewall - Cell 2V05				Document type: EPB	Project nr: 22-16143	Page 1
Modification	Date	Name	Original		Replacement of	Replaced by	Scale 1:1				1019

Parts list

F01_001

Device tag	Quantity	Designation	Type number	Supplier	Part number
=V1UQ52UQ11.1-BGR	1	Inductive sensor	NI15U-MT18M-AP6X2-H1141/S1589	TURCK	TUR.1652920
=V1UQ52UQ11.1-BGS	1	Inductive sensor	NI15U-MT18M-AP6X2-H1141/S1589	TURCK	TUR.1652920
=V1UQ52UQ11.1-XGR/S	1	Y splitter	U2-30676	TURCK	TUR.VB2-FSM 4.4/2FKM 4/S3450

+.UQ52UQ10.2/1

+.UQ52UQ12.1/1

			Date	12/2/2022	Volvo Trucks North America		Valiant TMS	Parts list : TUR.1652920 - TUR.VB2-FSM 4.4/2FKM 4/S3450	Drawing name: =2V05&EFS-EL	=	
			Ed.	MKLEPADLO						+ V1UQ52UQ11.1	
			Appr		P6700 Firewall - Cell 2V05				Document type: EPB	Project nr: 22-16143	Page 1
Modification	Date	Name	Original		Replacement of	Replaced by	Scale 1:1				1019

Parts list

F01_001

Device tag	Quantity	Designation	Type number	Supplier	Part number
=V1UQ52UQ12.1-BGS/R	1	Inductive sensor Monitoring Kit for Power Clamps	1324638	TUNKERS	TUN.1324638

+.UQ52UQ11.1/1

+.UQ52UQ12.2/1

			Date	11/26/2022	Volvo Trucks North America	Valiant TMS	Parts list : TUN.1324638 - TUN.1324638	Drawing name: =2V05&EFS-EL	=	
			Ed.	MKLEPADLO					+ V1UQ52UQ12.1	
			Appr		P6700 Firewall - Cell 2V05	Scale 1:1		Document type: EPB	Project nr: 22-16143	Page 1
Modification	Date	Name	Original		Replacement of / Replaced by					1019

Parts list

F01_001

Device tag	Quantity	Designation	Type number	Supplier	Part number
=V1UQ52UQ12.2-BGS/R	1	Inductive sensor Monitoring Kit for Power Clamps	1324638	TUNKERS	TUN.1324638

			Date	11/26/2022	Volvo Trucks North America		Valiant TMS	Parts list : TUN.1324638 - TUN.1324638	Drawing name: =2V05&EFS-EL	=	
			Ed.	MKLEPADLO						+ V1UQ52UQ12.2	
			Appr		P6700 Firewall - Cell 2V05		Scale 1:1		Document type: EPB	Project nr: 22-16143	Page 1
Modification	Date	Name	Original		Replacement of	Replaced by					1019

Parts list

F01_001

Device tag	Quantity	Designation	Type number	Supplier	Part number
=V1UQ52UQ13.1-BGS/R	1	Inductive sensor Monitoring Kit for Power Clamps	1324638	TUNKERS	TUN.1324638

+.UQ52UQ12.2/1

+.UQ52UQ13.2/1

			Date	11/26/2022	Volvo Trucks North America		Valiant TMS	Parts list : TUN.1324638 - TUN.1324638	Drawing name: =2V05&EFS-EL	=	
			Ed.	MKLEPADLO						+ V1UQ52UQ13.1	
			Appr		P6700 Firewall - Cell 2V05				Document type: EPB	Project nr: 22-16143	Page 1
Modification	Date	Name	Original		Replacement of	Replaced by	Scale 1:1				1019

Parts list

F01_001

Device tag	Quantity	Designation	Type number	Supplier	Part number
=V1UQ52UQ13.2-BGS/R	1	Inductive sensor Monitoring Kit for Power Clamps	1324638	TUNKERS	TUN.1324638

			Date	11/26/2022	Volvo Trucks North America		Valiant TMS	Parts list : TUN.1324638 - TUN.1324638	Drawing name: =2V05&EFS-EL	=	
			Ed.	MKLEPADLO						+ V1UQ52UQ13.2	
			Appr		P6700 Firewall - Cell 2V05				Document type: EPB	Project nr: 22-16143	Page 1
Modification	Date	Name	Original		Replacement of	Replaced by	Scale 1:1				1019

Parts list

F01_001

Device tag	Quantity	Designation	Type number	Supplier	Part number
=V1UQ53BG0-BG01	1	Inductive sensor	BI20U-CA40-AP6X2-H1141/S1590W/BS2.0	Turck	TUR.1627297
=V1UQ53BG0-BG02	1	Inductive sensor	BI20U-CA40-AP6X2-H1141/S1590W/BS2.0	Turck	TUR.1627297
=V1UQ53BG0-BG03	1	Inductive sensor	BI20U-CA40-AP6X2-H1141/S1590W/BS2.0	Turck	TUR.1627297
=V1UQ53BG0-XG1/2	1	Y splitter	U2-30676	TURCK	TUR.VB2-FSM 4.4/2FKM 4/S3450
=V1UQ53KF1-KF1	0	Bus node	CPX-FB33	FES	FES.548755
=V1UQ53KF1-KF1	0	Interlinking block	CPX-M-GE-EV-S-7/8-5POL	FES	FES.550208
=V1UQ53KF1-KF1.11	0	Manifold block	CPX-M-AB-8-M12X2-5POL	FES	FES.549335
=V1UQ53KF1-KF1.12	0	Manifold block	CPX-M-AB-8-M12X2-5POL	FES	FES.549335

+.UQ52UQ13.2/1

+.UQ53UQ1.1/1

			Date	11/26/2022	Volvo Trucks North America		Valiant TMS	Parts list : TUR.1627297 - FES.549335	Drawing name: =2V05&EFS-EL	=	
			Ed.	MKLEPADLO						+ V1UQ53	
			Appr		P6700 Firewall - Cell 2V05				Document type: EPB	Project nr: 22-16143	Page 1
Modification	Date	Name	Original		Replacement of	Replaced by	Scale 1:1				1019

Parts list

F01_001

Device tag	Quantity	Designation	Type number	Supplier	Part number
=V1UQ53UQ1.1-BGS/R	1	Inductive sensor Monitoring Kit for Power Clamps	1324638	TUNKERS	TUN.1324638

Parts list

F01_001

Device tag	Quantity	Designation	Type number	Supplier	Part number
=V1UQ53UQ1.2-BGS/R	1	Inductive sensor Monitoring Kit for Power Clamps	1324638	TUNKERS	TUN.1324638

+.UQ53UQ1.1/1

+.UQ53UQ1.3/1

			Date	11/26/2022	Volvo Trucks North America		Valiant TMS	Parts list : TUN.1324638 - TUN.1324638	Drawing name: =2V05&EFS-EL	=	
			Ed.	MKLEPADLO						+ V1UQ53UQ1.2	
			Appr		P6700 Firewall - Cell 2V05				Document type: EPB	Project nr: 22-16143	Page 1
Modification	Date	Name	Original		Replacement of	Replaced by	Scale 1:1				1019

Parts list

F01_001

Device tag	Quantity	Designation	Type number	Supplier	Part number
=V1UQ53UQ1.3-BGS/R	1	Inductive sensor Monitoring Kit for Power Clamps	1324638	TUNKERS	TUN.1324638

			Date	11/26/2022	Volvo Trucks North America		Valiant TMS	Parts list : TUN.1324638 - TUN.1324638	Drawing name: =2V05&EFS-EL	=	
			Ed.	MKLEPADLO						+ V1UQ53UQ1.3	
			Appr		P6700 Firewall - Cell 2V05				Document type: EPB	Project nr: 22-16143	Page 1
Modification	Date	Name	Original		Replacement of	Replaced by	Scale 1:1				1019

Parts list

F01_001

Device tag	Quantity	Designation	Type number	Supplier	Part number
=V1UQ53UQ1.4-BGS/R	1	Inductive sensor Monitoring Kit for Power Clamps	1324638	TUNKERS	TUN.1324638

+.UQ53UQ1.3/1

+.UQ53UQ1.5/1

			Date	11/26/2022	Volvo Trucks North America	Valiant TMS	Parts list : TUN.1324638 - TUN.1324638	Drawing name: =2V05&EFS-EL	=	
			Ed.	MKLEPADLO					+ V1UQ53UQ1.4	
			Appr		P6700 Firewall - Cell 2V05	Scale 1:1		Document type: EPB	Project nr: 22-16143	Page 1
Modification	Date	Name	Original		Replacement of / Replaced by					1019

Parts list

F01_001

Device tag	Quantity	Designation	Type number	Supplier	Part number
=V1UQ53UQ1.5-BGS/R	1	Inductive sensor Monitoring Kit for Power Clamps	1324638	TUNKERS	TUN.1324638

+.UQ53UQ1.4/1

+.UQ53UQ2.1/1

			Date	11/26/2022	Volvo Trucks North America	Valiant TMS	Parts list : TUN.1324638 - TUN.1324638	Drawing name: =2V05&EFS-EL	=	
			Ed.	MKLEPADLO					+ V1UQ53UQ1.5	
			Appr		P6700 Firewall - Cell 2V05	Scale 1:1		Document type: EPB	Project nr: 22-16143	Page 1
Modification	Date	Name	Original		Replacement of / Replaced by					1019

Parts list

F01_001

Device tag	Quantity	Designation	Type number	Supplier	Part number
=V1UQ53UQ2.1-BGS/R	1	Inductive sensor Monitoring Kit for Power Clamps	1324638	TUNKERS	TUN.1324638

+.UQ53UQ1.5/1

+.UQ53UQ2.2/1

			Date	11/26/2022	Volvo Trucks North America	Valiant TMS	Parts list : TUN.1324638 - TUN.1324638	Drawing name: =2V05&EFS-EL	=	
			Ed.	MKLEPADLO					+ V1UQ53UQ2.1	
			Appr		P6700 Firewall - Cell 2V05	Scale 1:1		Document type: EPB	Project nr: 22-16143	Page 1
Modification	Date	Name	Original		Replacement of / Replaced by					1019

Parts list

F01_001

Device tag	Quantity	Designation	Type number	Supplier	Part number
=V1UQ53UQ2.2-BGS/R	1	Inductive sensor Monitoring Kit for Power Clamps	1324638	TUNKERS	TUN.1324638

			Date	11/26/2022	Volvo Trucks North America		Valiant TMS	Parts list : TUN.1324638 - TUN.1324638	Drawing name: =2V05&EFS-EL	=	
			Ed.	MKLEPADLO						+ V1UQ53UQ2.2	
			Appr		P6700 Firewall - Cell 2V05				Document type: EPB	Project nr: 22-16143	Page 1
Modification	Date	Name	Original		Replacement of	Replaced by	Scale 1:1				1019

Parts list

F01_001

Device tag	Quantity	Designation	Type number	Supplier	Part number
=V1UQ53UQ2.3-BGS/R	1	Inductive sensor Monitoring Kit for Power Clamps	1324638	TUNKERS	TUN.1324638

			Date	11/26/2022	Volvo Trucks North America		Valiant TMS	Parts list : TUN.1324638 - TUN.1324638	Drawing name: =2V05&EFS-EL	= + V1UQ53UQ2.3	
			Ed.	MKLEPADLO							
			Appr		P6700 Firewall - Cell 2V05		Scale 1:1		Document type: EPB	Project nr: 22-16143	Page 1
Modification	Date	Name	Original		Replacement of	Replaced by					1019

Parts list

F01_001

Device tag	Quantity	Designation	Type number	Supplier	Part number
=V1UQ53UQ2.4-BGS/R	1	Inductive sensor Monitoring Kit for Power Clamps	1324638	TUNKERS	TUN.1324638

+.UQ53UQ2.3/1

+.UQ53UQ3.1/1

			Date	11/26/2022	Volvo Trucks North America		Valiant TMS	Parts list : TUN.1324638 - TUN.1324638	Drawing name: =2V05&EFS-EL	= + V1UQ53UQ2.4	
			Ed.	MKLEPADLO							
			Appr		P6700 Firewall - Cell 2V05		Scale 1:1		Document type: EPB	Project nr: 22-16143	Page 1
Modification	Date	Name	Original		Replacement of	Replaced by					1019

Parts list

F01_001

Device tag	Quantity	Designation	Type number	Supplier	Part number
=V1UQ53UQ3.1-BGS/R	1	Inductive sensor Monitoring Kit for Power Clamps	1324638	TUNKERS	TUN.1324638

+.UQ53UQ2.4/1

+.UQ53UQ3.2/1

			Date	11/26/2022	Volvo Trucks North America		Valiant TMS	Parts list : TUN.1324638 - TUN.1324638	Drawing name: =2V05&EFS-EL	=	
			Ed.	MKLEPADLO						+ V1UQ53UQ3.1	
			Appr		P6700 Firewall - Cell 2V05				Document type: EPB	Project nr: 22-16143	Page 1
Modification	Date	Name	Original		Replacement of	Replaced by	Scale 1:1				1019

Parts list

F01_001

Device tag	Quantity	Designation	Type number	Supplier	Part number
=V1UQ53UQ3.2-BGS/R	1	Inductive sensor Monitoring Kit for Power Clamps	1324638	TUNKERS	TUN.1324638

			Date	11/26/2022	Volvo Trucks North America		Valiant TMS	Parts list : TUN.1324638 - TUN.1324638	Drawing name: =2V05&EFS-EL	=	
			Ed.	MKLEPADLO						+ V1UQ53UQ3.2	
			Appr		P6700 Firewall - Cell 2V05				Document type: EPB	Project nr: 22-16143	Page 1
Modification	Date	Name	Original		Replacement of	Replaced by	Scale 1:1				1019

Parts list

F01_001

Device tag	Quantity	Designation	Type number	Supplier	Part number
=V1UQ53UQ3.3-BGS/R	1	Inductive sensor Monitoring Kit for Power Clamps	1324638	TUNKERS	TUN.1324638

			Date	11/26/2022	Volvo Trucks North America		Valiant TMS	Parts list : TUN.1324638 - TUN.1324638	Drawing name: =2V05&EFS-EL	=	
			Ed.	MKLEPADLO						+ V1UQ53UQ3.3	
			Appr		P6700 Firewall - Cell 2V05				Document type: EPB	Project nr: 22-16143	Page 1
Modification	Date	Name	Original		Replacement of	Replaced by	Scale 1:1				1019

Parts list

F01_001

Device tag	Quantity	Designation	Type number	Supplier	Part number
=V1UQ53UQ3.4-BGS/R	1	Inductive sensor Monitoring Kit for Power Clamps	1324638	TUNKERS	TUN.1324638

			Date	11/26/2022	Volvo Trucks North America		Valiant TMS	Parts list : TUN.1324638 - TUN.1324638	Drawing name: =2V05&EFS-EL	=	
			Ed.	MKLEPADLO						+ V1UQ53UQ3.4	
			Appr		P6700 Firewall - Cell 2V05				Document type: EPB	Project nr: 22-16143	Page 1
Modification	Date	Name	Original		Replacement of	Replaced by	Scale 1:1				1019

Parts list

F01_001

Device tag	Quantity	Designation	Type number	Supplier	Part number
=V1UQ54-BG01	1	Inductive sensor	BI20U-CA40-AP6X2-H1141/S1590W/BS2.0	Turck	TUR.1627297
=V1UQ54-BG02	1	Inductive sensor	BI20U-CA40-AP6X2-H1141/S1590W/BS2.0	Turck	TUR.1627297
=V1UQ54-BG03	1	Inductive sensor	BI20U-CA40-AP6X2-H1141/S1590W/BS2.0	Turck	TUR.1627297
=V1UQ54-XG1/2	1	Y splitter	U2-30676	TURCK	TUR.VB2-FSM 4.4/2FKM 4/S3450
=V1UQ54BG0-BG01	1	Inductive sensor	BI20U-CA40-AP6X2-H1141/S1590W/BS2.0	Turck	TUR.1627297
=V1UQ54BG0-BG02	1	Inductive sensor	BI20U-CA40-AP6X2-H1141/S1590W/BS2.0	Turck	TUR.1627297
=V1UQ54BG0-BG03	1	Inductive sensor	BI20U-CA40-AP6X2-H1141/S1590W/BS2.0	Turck	TUR.1627297
=V1UQ54BG0-XG1/2	1	Y splitter	U2-30676	TURCK	TUR.VB2-FSM 4.4/2FKM 4/S3450
=V1UQ54KF1-KF1	0	Bus node	CPX-FB33	FES	FES.548755
=V1UQ54KF1-KF1	0	Interlinking block	CPX-M-GE-EV-S-7/8-5POL	FES	FES.550208
=V1UQ54KF1-KF1.11	0	Manifold block	CPX-M-AB-8-M12X2-5POL	FES	FES.549335
=V1UQ54KF1-KF1.12	0	Manifold block	CPX-M-AB-8-M12X2-5POL	FES	FES.549335

+.UQ53UQ3.4/1

+.UQ54UQ1.1/1

			Date	11/26/2022	Volvo Trucks North America		Valiant TMS	Parts list : TUR.1627297 - FES.549335	Drawing name: =2V05&EFS-EL	=	
			Ed.	MKLEPADLO						+ V1UQ54	
			Appr		P6700 Firewall - Cell 2V05				Document type: EPB	Project nr: 22-16143	Page 1
Modification	Date	Name	Original		Replacement of	Replaced by	Scale 1:1				1019

Parts list

F01_001

Device tag	Quantity	Designation	Type number	Supplier	Part number
=V1UQ54UQ1.1-BGS/R	1	Inductive sensor Monitoring Kit for Power Clamps	1324638	TUNKERS	TUN.1324638

+V1UQ54/1

+.UQ54UQ1.2/1

			Date	11/26/2022	Volvo Trucks North America	Valiant TMS	Parts list : TUN.1324638 - TUN.1324638	Drawing name: =2V05&EFS-EL	= + V1UQ54UQ1.1	
			Ed.	MKLEPADLO						
			Appr		P6700 Firewall - Cell 2V05	Scale 1:1		Document type: EPB	Project nr: 22-16143	Page 1
Modification	Date	Name	Original		Replacement of / Replaced by					1019

Parts list

F01_001

Device tag	Quantity	Designation	Type number	Supplier	Part number
=V1UQ54UQ1.2-BGS/R	1	Inductive sensor Monitoring Kit for Power Clamps	1324638	TUNKERS	TUN.1324638

+.UQ54UQ1.1/1

+.UQ54UQ1.3/1

			Date	11/26/2022	Volvo Trucks North America		Valiant TMS	Parts list : TUN.1324638 - TUN.1324638	Drawing name: =2V05&EFS-EL	=	
			Ed.	MKLEPADLO						+ V1UQ54UQ1.2	
			Appr		P6700 Firewall - Cell 2V05				Document type: EPB	Project nr: 22-16143	Page 1
Modification	Date	Name	Original		Replacement of	Replaced by	Scale 1:1				1019

Parts list

F01_001

Device tag	Quantity	Designation	Type number	Supplier	Part number
=V1UQ54UQ1.3-BGS/R	1	Inductive sensor Monitoring Kit for Power Clamps	1324638	TUNKERS	TUN.1324638

+.UQ54UQ1.2/1

+.UQ54UQ2.1/1

			Date	11/26/2022	Volvo Trucks North America	Valiant TMS	Parts list : TUN.1324638 - TUN.1324638	Drawing name: =2V05&EFS-EL	=	
			Ed.	MKLEPADLO					+ V1UQ54UQ1.3	
			Appr		P6700 Firewall - Cell 2V05	Scale 1:1		Document type: EPB	Project nr: 22-16143	Page 1
Modification	Date	Name	Original		Replacement of / Replaced by					1019

Parts list

F01_001

Device tag	Quantity	Designation	Type number	Supplier	Part number
=V1UQ54UQ2.1-BGS/R	1	Inductive sensor Monitoring Kit for Power Clamps	1324638	TUNKERS	TUN.1324638

+.UQ54UQ1.3/1

+.UQ54UQ2.2/1

			Date	11/26/2022	Volvo Trucks North America		Valiant TMS	Parts list : TUN.1324638 - TUN.1324638	Drawing name: =2V05&EFS-EL	=	
			Ed.	MKLEPADLO						+ V1UQ54UQ2.1	
			Appr		P6700 Firewall - Cell 2V05				Document type: EPB	Project nr: 22-16143	Page 1
Modification	Date	Name	Original		Replacement of	Replaced by	Scale 1:1				1019

Parts list

F01_001

Device tag	Quantity	Designation	Type number	Supplier	Part number
=V1UQ54UQ2.2-BGS/R	1	Inductive sensor Monitoring Kit for Power Clamps	1324638	TUNKERS	TUN.1324638

+.UQ54UQ2.1/1

+.UQ54UQ3.1/1

			Date	11/26/2022	Volvo Trucks North America		Valiant TMS	Parts list : TUN.1324638 - TUN.1324638	Drawing name: =2V05&EFS-EL	=	
			Ed.	MKLEPADLO						+ V1UQ54UQ2.2	
			Appr		P6700 Firewall - Cell 2V05		Scale 1:1		Document type: EPB	Project nr: 22-16143	Page 1
Modification	Date	Name	Original		Replacement of	Replaced by					1019

Parts list

F01_001

Device tag	Quantity	Designation	Type number	Supplier	Part number
=V1UQ54UQ3.1-BGS/R	1	4-Wire, 4-Pin, DC M12 X 1 (PNP)	WWS001A	WEL	WEL.WWS001A

+.UQ54UQ2.2/1

+.UQ54UQ3.2/1

			Date	11/26/2022	Volvo Trucks North America		Valiant TMS	Parts list : WEL.WWS001A - WEL.WWS001A	Drawing name: =2V05&EFS-EL	=	
			Ed.	MKLEPADLO						+ V1UQ54UQ3.1	
			Appr		P6700 Firewall - Cell 2V05				Document type: EPB	Project nr: 22-16143	Page 1
Modification	Date	Name	Original		Replacement of	Replaced by	Scale 1:1				1019

Parts list

F01_001

Device tag	Quantity	Designation	Type number	Supplier	Part number
=V1UQ54UQ3.2-BGS/R	1	4-Wire, 4-Pin, DC M12 X 1 (PNP)	WWS001A	WEL	WEL.WWS001A

			Date	11/26/2022	Volvo Trucks North America		Valiant TMS	Parts list : WEL.WWS001A - WEL.WWS001A	Drawing name: =2V05&EFS-EL	=	
			Ed.	MKLEPADLO						+ V1UQ54UQ3.2	
			Appr		P6700 Firewall - Cell 2V05				Document type: EPB	Project nr: 22-16143	Page 1
Modification	Date	Name	Original		Replacement of	Replaced by	Scale 1:1				1019

Parts list

F01_001

Device tag	Quantity	Designation	Type number	Supplier	Part number
=V1UQ55BG0-BG01	1	Inductive sensor	BI20U-CA40-AP6X2-H1141/S1590W/BS2.0	Turck	TUR.1627297
=V1UQ55BG0-BG02	1	Inductive sensor	BI20U-CA40-AP6X2-H1141/S1590W/BS2.0	Turck	TUR.1627297
=V1UQ55BG0-BG03	1	Inductive sensor	BI20U-CA40-AP6X2-H1141/S1590W/BS2.0	Turck	TUR.1627297
=V1UQ55BG0-XG1/2	1	Y splitter	U2-30676	TURCK	TUR.VB2-FSM 4.4/2FKM 4/S3450
=V1UQ55KF1-KF1	0	Bus node	CPX-FB33	FES	FES.548755
=V1UQ55KF1-KF1	0	Interlinking block	CPX-M-GE-EV-S-7/8-5POL	FES	FES.550208
=V1UQ55KF1-KF1.11	0	Manifold block	CPX-M-AB-8-M12X2-5POL	FES	FES.549335
=V1UQ55KF1-KF1.12	0	Manifold block	CPX-M-AB-8-M12X2-5POL	FES	FES.549335

+.UQ54UQ3.2/1

+.UQ55UQ1.1/1

			Date	11/26/2022	Volvo Trucks North America		Valiant TMS	Parts list : TUR.1627297 - FES.549335	Drawing name: =2V05&EFS-EL	=	
			Ed.	MKLEPADLO						+ V1UQ55	
			Appr		P6700 Firewall - Cell 2V05				Document type: EPB	Project nr: 22-16143	Page 1
Modification	Date	Name	Original		Replacement of	Replaced by	Scale 1:1				1019

Parts list

F01_001

Device tag	Quantity	Designation	Type number	Supplier	Part number
=V1UQ55UQ1.1-BGS/R	1	Inductive sensor Monitoring Kit for Power Clamps	1324638	TUNKERS	TUN.1324638

Parts list

F01_001

Device tag	Quantity	Designation	Type number	Supplier	Part number
=V1UQ55UQ1.2-BGS/R	1	Inductive sensor Monitoring Kit for Power Clamps	1324638	TUNKERS	TUN.1324638

Parts list

F01_001

Device tag	Quantity	Designation	Type number	Supplier	Part number
=V1UQ55UQ1.3-BGS/R	1	Inductive sensor Monitoring Kit for Power Clamps	1324638	TUNKERS	TUN.1324638

			Date	11/26/2022	Volvo Trucks North America		Valiant TMS	Parts list : TUN.1324638 - TUN.1324638	Drawing name: =2V05&EFS-EL	= + V1UQ55UQ1.3	
			Ed.	MKLEPADLO							
			Appr		P6700 Firewall - Cell 2V05		Scale 1:1		Document type: EPB	Project nr: 22-16143	Page 1
Modification	Date	Name	Original		Replacement of	Replaced by					1019

Parts list

F01_001

Device tag	Quantity	Designation	Type number	Supplier	Part number
=V1UQ55UQ1.4-BGS/R	1	Inductive sensor Monitoring Kit for Power Clamps	1324638	TUNKERS	TUN.1324638

+.UQ55UQ1.3/1

+.UQ55UQ2.1/1

			Date	11/26/2022	Volvo Trucks North America	Valiant TMS	Parts list : TUN.1324638 - TUN.1324638	Drawing name: =2V05&EFS-EL	=	
			Ed.	MKLEPADLO					+ V1UQ55UQ1.4	
			Appr		P6700 Firewall - Cell 2V05	Scale 1:1		Document type: EPB	Project nr: 22-16143	Page 1
Modification	Date	Name	Original		Replacement of / Replaced by					1019

Parts list

F01_001

Device tag	Quantity	Designation	Type number	Supplier	Part number
=V1UQ55UQ2.1-BGS/R	1	Inductive sensor Monitoring Kit for Power Clamps	1324638	TUNKERS	TUN.1324638

+.UQ55UQ1.4/1

+.UQ55UQ2.2/1

			Date	11/26/2022	Volvo Trucks North America		Valiant TMS	Parts list : TUN.1324638 - TUN.1324638	Drawing name: =2V05&EFS-EL	=	
			Ed.	MKLEPADLO						+ V1UQ55UQ2.1	
			Appr		P6700 Firewall - Cell 2V05		Scale 1:1		Document type: EPB	Project nr: 22-16143	Page 1
Modification	Date	Name	Original		Replacement of	Replaced by					1019

Parts list

F01_001

Device tag	Quantity	Designation	Type number	Supplier	Part number
=V1UQ55UQ2.2-BGS/R	1	Inductive sensor Monitoring Kit for Power Clamps	1324638	TUNKERS	TUN.1324638

Parts list

F01_001

Device tag	Quantity	Designation	Type number	Supplier	Part number
=V1UQ55UQ2.3-BGS/R	1	Inductive sensor Monitoring Kit for Power Clamps	1324638	TUNKERS	TUN.1324638

			Date	11/26/2022	Volvo Trucks North America		Valiant TMS	Parts list : TUN.1324638 - TUN.1324638	Drawing name: =2V05&EFS-EL	=	
			Ed.	MKLEPADLO						+ V1UQ55UQ2.3	
			Appr		P6700 Firewall - Cell 2V05				Document type: EPB	Project nr: 22-16143	Page 1
Modification	Date	Name	Original		Replacement of	Replaced by	Scale 1:1				1019

Parts list

F01_001

Device tag	Quantity	Designation	Type number	Supplier	Part number
=V1UQ55UQ2.4-BGS/R	1	Inductive sensor Monitoring Kit for Power Clamps	1324638	TUNKERS	TUN.1324638

+.UQ55UQ2.3/1

+.UQ55UQ2.5/1

			Date	11/26/2022	Volvo Trucks North America	Valiant TMS	Parts list : TUN.1324638 - TUN.1324638	Drawing name: =2V05&EFS-EL	=	
			Ed.	MKLEPADLO					+ V1UQ55UQ2.4	
			Appr		P6700 Firewall - Cell 2V05			Document type: EPB	Project nr: 22-16143	Page 1
Modification	Date	Name	Original		Replacement of / Replaced by	Scale 1:1				1019

Parts list

F01_001

Device tag	Quantity	Designation	Type number	Supplier	Part number
=V1UQ55UQ2.5-BGS/R	1	Inductive sensor Monitoring Kit for Power Clamps	1324638	TUNKERS	TUN.1324638

			Date	11/26/2022	Volvo Trucks North America		Valiant TMS	Parts list : TUN.1324638 - TUN.1324638	Drawing name: =2V05&EFS-EL	=	
			Ed.	MKLEPADLO						+ V1UQ55UQ2.5	
			Appr		P6700 Firewall - Cell 2V05				Document type: EPB	Project nr: 22-16143	Page 1
Modification	Date	Name	Original		Replacement of	Replaced by	Scale 1:1				1019

Parts list

F01_001

Device tag	Quantity	Designation	Type number	Supplier	Part number
=V1UQ55UQ3.1-BGS/R	1	Inductive sensor Monitoring Kit for Power Clamps	1324638	TUNKERS	TUN.1324638

			Date	11/26/2022	Volvo Trucks North America		Valiant TMS	Parts list : TUN.1324638 - TUN.1324638	Drawing name: =2V05&EFS-EL	= + V1UQ55UQ3.1	
			Ed.	MKLEPADLO							
			Appr		P6700 Firewall - Cell 2V05		Scale 1:1		Document type: EPB	Project nr: 22-16143	Page 1
Modification	Date	Name	Original		Replacement of	Replaced by					1019

Parts list

F01_001

Device tag	Quantity	Designation	Type number	Supplier	Part number
=V1UQ55UQ3.2-BGS/R	1	Inductive sensor Monitoring Kit for Power Clamps	1324638	TUNKERS	TUN.1324638

Parts list

F01_001

Device tag	Quantity	Designation	Type number	Supplier	Part number
=V1UQ55UQ3.3-BGS/R	1	Inductive sensor Monitoring Kit for Power Clamps	1324638	TUNKERS	TUN.1324638

			Date	11/26/2022	Volvo Trucks North America		Valiant TMS	Parts list : TUN.1324638 - TUN.1324638	Drawing name: =2V05&EFS-EL	=	
			Ed.	MKLEPADLO						+ V1UQ55UQ3.3	
			Appr		P6700 Firewall - Cell 2V05				Document type: EPB	Project nr: 22-16143	Page 1
Modification	Date	Name	Original		Replacement of	Replaced by	Scale 1:1				1019

Parts list

F01_001

Device tag	Quantity	Designation	Type number	Supplier	Part number
=V1UQ55UQ3.4-BGS/R	1	Inductive sensor Monitoring Kit for Power Clamps	1324638	TUNKERS	TUN.1324638

			Date	11/26/2022	Volvo Trucks North America		Valiant TMS	Parts list : TUN.1324638 - TUN.1324638	Drawing name: =2V05&EFS-EL	=	
			Ed.	MKLEPADLO						+ V1UQ55UQ3.4	
			Appr		P6700 Firewall - Cell 2V05				Document type: EPB	Project nr: 22-16143	Page 1
Modification	Date	Name	Original		Replacement of	Replaced by	Scale 1:1				1019

Parts list

F01_001

Device tag	Quantity	Designation	Type number	Supplier	Part number
=V1U90FQ1-BG01	1	NEMA Limit Switch - NEMA Type 4 & 13 Oiltight Construction	802T-AMP	A-B	A-B.802T-AMP

+.UQ55UQ3.4/1

&ETT+/1

			Date	12/2/2022	Volvo Trucks North America		Valiant TMS	Parts list : A-B.802T-AMP - A-B.802T-AMP	Drawing name:	=	
			Ed.	MKLEPADLO						+ V1U90	
			Appr		P6700 Firewall - Cell 2V05				Document type:	Project nr:	Page 1
Modification	Date	Name	Original		Replacement of	Replaced by	Scale 1:1		EPB	22-16143	1019

Terminal line-up diagram

F12_001

Part number					
Mounting rail			Strip label	End angle rear	End plate
Terminal					
Part number	Type number	Cross-section	Terminal label	Jumper	Cover

=KF0KF1+UC31-PC1

	DVI	

&EPB+V1U90/1

2

			Date	11/26/2022	Volvo Trucks North America		Valiant TMS	Terminal line-up diagram =KF0KF1+UC31-PC1	Drawing name: =2V05&EFS-EL	=
			Ed.	MKLEPADLO						+
			Appr		P6700 Firewall - Cell 2V05				Document type: ETT	Project nr: 22-16143
Modification	Date	Name	Original		Replacement of	Replaced by	Scale 1:1			Page 1 / 1019

Terminal line-up diagram

F12_001

Part number					
Mounting rail			Strip label	End angle rear	End plate
Terminal					
Part number	Type number	Cross-section	Terminal label	Jumper	Cover

=KF0KF1+UC31-PH1

DVI

1 3

			Date	11/26/2022	Volvo Trucks North America	Valiant TMS	Terminal line-up diagram =KF0KF1+UC31-PH1	Drawing name: =2V05&EFS-EL	=	
			Ed.	MKLEPADLO					+	
			Appr		P6700 Firewall - Cell 2V05			Document type: ETT	Project nr: 22-16143	Page 2
Modification	Date	Name	Original		Replacement of	Replaced by	Scale 1:1			1019

Terminal line-up diagram

F12_001

Part number					
Mounting rail			Strip label	End angle rear	End plate
Terminal					
Part number	Type number	Cross-section	Terminal label	Jumper	Cover
WEI.1608510000	ZDU 2.5	2.5			
WEI.1608740000	ZAP/TW 1				
WEI.9540000000	ZEW 35				
WEI.1608520000	ZDU 2.5 BL	2.5 mm²			
WEI.1608520000	ZDU 2.5 BL	2.5 mm²			

=KF0WC3+UC31-XD1

'	L1	
'	N	
'		
'	PE	
'		

			Date	11/26/2022	Volvo Trucks North America		Valiant TMS	Terminal line-up diagram =KF0WC3+UC31-XD1	Drawing name: =2V05&EFS-EL	=
			Ed.	MKLEPADLO						+
			Appr		P6700 Firewall - Cell 2V05				Document type: ETT	Project nr: 22-16143
Modification	Date	Name	Original		Replacement of	Replaced by	Scale 1:1			Page 3 / 1019

Terminal line-up diagram

F12_001

Part number					
Mounting rail			Strip label	End angle rear	End plate

Terminal					
Part number	Type number	Cross-section	Terminal label	Jumper	Cover
WEI.1608510000	ZDU 2.5	2.5			
WEI.1608740000	ZAP/TW 1				
WEI.9540000000	ZEW 35				
WEI.1608520000	ZDU 2.5 BL	2.5 mm²			
WEI.1608520000	ZDU 2.5 BL	2.5 mm²			

=KF0WC3+UC31-XD2

'	1L1	
'	N	
'		
'	PE	
'		

3 5

			Date	11/26/2022	Volvo Trucks North America	Valiant TMS	Terminal line-up diagram =KF0WC3+UC31-XD2	Drawing name: =2V05&EFS-EL	= +
			Ed.	MKLEPADLO	P6700 Firewall - Cell 2V05				
			Appr			Scale 1:1		Document type: ETT	Project nr: 22-16143
Modification	Date	Name	Original		Replacement of / Replaced by				Page 4 / 1019

Terminal line-up diagram

F12_001

Part number					
Mounting rail			Strip label	End angle rear	End plate
Terminal					
Part number	Type number	Cross-section	Terminal label	Jumper	Cover
WEI.8731720000	ZTR 2.5/3AN	2.5			
WEI.1608800000	ZAP/TW 3				
WEI.9540000000	ZEW 35				
WEI.8731720000	ZTR 2.5/3AN	2.5			
WEI.8731720000	ZTR 2.5/3AN	2.5			
WEI.8731720000	ZTR 2.5/3AN	2.5			
WEI.8731720000	ZTR 2.5/3AN	2.5			
WEI.8731720000	ZTR 2.5/3AN	2.5			

=KF0WC4+UC31-XD11



			Date	11/26/2022	Volvo Trucks North America	Valiant TMS	Terminal line-up diagram =KF0WC4+UC31-XD11	Drawing name: =2V05&EFS-EL	=
			Ed.	MKLEPADLO					+
			Appr		P6700 Firewall - Cell 2V05			Document type: ETT	Project nr: 22-16143
Modification	Date	Name	Original		Replacement of / Replaced by	Scale 1:1			Page 5 / 1019

Terminal line-up diagram

F12_001

Part number					
Mounting rail			Strip label	End angle rear	End plate
Terminal					
Part number	Type number	Cross-section	Terminal label	Jumper	Cover
WEI.8731720000	ZTR 2.5/3AN	2.5			
WEI.1608800000	ZAP/TW 3				
WEI.9540000000	ZEW 35				
WEI.8731720000	ZTR 2.5/3AN	2.5			
WEI.8731720000	ZTR 2.5/3AN	2.5			
WEI.8731720000	ZTR 2.5/3AN	2.5			
WEI.8731720000	ZTR 2.5/3AN	2.5			
WEI.8731720000	ZTR 2.5/3AN	2.5			
WEI.8731720000	ZTR 2.5/3AN	2.5			
WEI.8731720000	ZTR 2.5/3AN	2.5			

=KF0WC4+UC31-XD12

	1	
	2	
	3	
	4	
	11	
	12	
	13	
	14	

5 7

			Date	11/26/2022	Volvo Trucks North America	Valiant TMS	Terminal line-up diagram =KF0WC4+UC31-XD12	Drawing name: =2V05&EFS-EL	=	
			Ed.	MKLEPADLO					+	
			Appr		P6700 Firewall - Cell 2V05			Document type: ETT	Project nr: 22-16143	Page 6
Modification	Date	Name	Original		Replacement of / Replaced by	Scale 1:1				1019

Terminal line-up diagram

F12_001

Part number					
Mounting rail			Strip label	End angle rear	End plate
Terminal					
Part number	Type number	Cross-section	Terminal label	Jumper	Cover
WEI.8731720000	ZTR 2.5/3AN	2.5			
WEI.1608800000	ZAP/TW 3				
WEI.9540000000	ZEW 35				
WEI.8731720000	ZTR 2.5/3AN	2.5			
WEI.8731720000	ZTR 2.5/3AN	2.5			
WEI.8731720000	ZTR 2.5/3AN	2.5			
WEI.8731720000	ZTR 2.5/3AN	2.5			
WEI.8731720000	ZTR 2.5/3AN	2.5			

=KF0WC4+UC31-XD13



			Date	11/26/2022	Volvo Trucks North America	Valiant TMS	Terminal line-up diagram =KF0WC4+UC31-XD13	Drawing name: =2V05&EFS-EL	=
			Ed.	MKLEPADLO					+
			Appr		P6700 Firewall - Cell 2V05			Document type: ETT	Project nr: 22-16143
Modification	Date	Name	Original		Replacement of / Replaced by	Scale 1:1			Page 7 / 1019

Terminal line-up diagram

F12_001

Part number					
Mounting rail			Strip label	End angle rear	End plate
Terminal					
Part number	Type number	Cross-section	Terminal label	Jumper	Cover
WEI.8731720000	ZTR 2.5/3AN	2.5			
WEI.1608800000	ZAP/TW 3				
WEI.9540000000	ZEW 35				
WEI.8731720000	ZTR 2.5/3AN	2.5			
WEI.8731720000	ZTR 2.5/3AN	2.5			
WEI.8731720000	ZTR 2.5/3AN	2.5			
WEI.8731720000	ZTR 2.5/3AN	2.5			
WEI.8731720000	ZTR 2.5/3AN	2.5			
WEI.8731720000	ZTR 2.5/3AN	2.5			
WEI.8731720000	ZTR 2.5/3AN	2.5			

=KF0WC4+UC31-XD14

	1	
	2	
	3	
	4	
	11	
	12	
	13	
	14	

7 9

			Date	11/26/2022	Volvo Trucks North America		Valiant TMS	Terminal line-up diagram =KF0WC4+UC31-XD14	Drawing name: =2V05&EFS-EL	=
			Ed.	MKLEPADLO						+
			Appr		P6700 Firewall - Cell 2V05				Document type: ETT	Project nr: 22-16143
Modification	Date	Name	Original		Replacement of	Replaced by	Scale 1:1			Page 8 / 1019

Terminal line-up diagram

F12_001

Part number					
Mounting rail			Strip label	End angle rear	End plate
Terminal					
Part number	Type number	Cross-section	Terminal label	Jumper	Cover

=V1WC1+V1UC11-PE

'	PE	

8

10

			Date	11/26/2022	Volvo Trucks North America	Valiant TMS	Terminal line-up diagram =V1WC1+V1UC11-PE	Drawing name: =2V05&EFS-EL	=
			Ed.	MKLEPADLO					+
			Appr		P6700 Firewall - Cell 2V05			Document type: ETT	Project nr: 22-16143
Modification	Date	Name	Original		Replacement of / Replaced by	Scale 1:1			Page 9 / 1019

Terminal line-up diagram

F12_001

Part number					
Mounting rail			Strip label	End angle rear	End plate
Terminal					
Part number	Type number	Cross-section	Terminal label	Jumper	Cover
1SNK705012R0000	ZK2.5-4P	2.5			
1SNK705012R0000	ZK2.5-4P	2.5			
1SNK705012R0000	ZK2.5-4P	2.5			
1SNK705012R0000	ZK2.5-4P	2.5			
1SNK705012R0000	ZK2.5-4P	2.5			
1SNK705012R0000	ZK2.5-4P	2.5			
1SNK705012R0000	ZK2.5-4P	2.5			
1SNK705012R0000	ZK2.5-4P	2.5			
1SNK705012R0000	ZK2.5-4P	2.5			
1SNK705012R0000	ZK2.5-4P	2.5			
1SNK705012R0000	ZK2.5-4P	2.5			
1SNK705012R0000	ZK2.5-4P	2.5			
1SNK705012R0000	ZK2.5-4P	2.5			
1SNK705012R0000	ZK2.5-4P	2.5			
1SNK705012R0000	ZK2.5-4P	2.5			
1SNK705012R0000	ZK2.5-4P	2.5			
1SNK705012R0000	ZK2.5-4P	2.5			
1SNK705012R0000	ZK2.5-4P	2.5			

=V1WC2+V1UC11-XD1

	1	
	2	
	3	
	4	
	5	
	6	
	7	
	8	
	9	
	10	
	11	
	12	
	13	
	14	
	15	
	16	

			Date	11/26/2022	Volvo Trucks North America		Valiant TMS	Terminal line-up diagram =V1WC2+V1UC11-XD1	Drawing name: =2V05&EFS-EL	= +
			Ed.	MKLEPADLO						
			Appr		P6700 Firewall - Cell 2V05				Document type: ETT	Project nr: 22-16143
Modification	Date	Name	Original		Replacement of	Replaced by	Scale 1:1			Page 10 / 1019

Terminal line-up diagram

F12_001

Part number					
Mounting rail			Strip label	End angle rear	End plate
Terminal					
Part number	Type number	Cross-section	Terminal label	Jumper	Cover
1SNK705012R0000	ZK2.5-4P	2.5			
1SNK705012R0000	ZK2.5-4P	2.5			
1SNK705012R0000	ZK2.5-4P	2.5			
1SNK705012R0000	ZK2.5-4P	2.5			
1SNK705012R0000	ZK2.5-4P	2.5			
1SNK705012R0000	ZK2.5-4P	2.5			
1SNK705012R0000	ZK2.5-4P	2.5			
1SNK705012R0000	ZK2.5-4P	2.5			

=V1WC2+V1UC11-XD2

	1	
	2	
	3	
	4	
	5	
	6	
	7	
	8	

10 12

			Date	11/26/2022	Volvo Trucks North America	Valiant TMS	Terminal line-up diagram =V1WC2+V1UC11-XD2	Drawing name: =2V05&EFS-EL	=
			Ed.	MKLEPADLO					+
			Appr		P6700 Firewall - Cell 2V05			Document type: ETT	Project nr: 22-16143
Modification	Date	Name	Original		Replacement of / Replaced by	Scale 1:1			Page 11 / 1019

Terminal line-up diagram

F12_001

Part number					
Mounting rail			Strip label	End angle rear	End plate
Terminal					
Part number	Type number	Cross-section	Terminal label	Jumper	Cover
1SNK705012R0000	ZK2.5-4P	2.5			
1SNK705012R0000	ZK2.5-4P	2.5			
1SNK705012R0000	ZK2.5-4P	2.5			
1SNK705012R0000	ZK2.5-4P	2.5			
1SNK705012R0000	ZK2.5-4P	2.5			



			Date	11/26/2022	Volvo Trucks North America		Valiant TMS	Terminal line-up diagram =V1WC2+V1UC11-XD3	Drawing name: =2V05&EFS-EL	=
			Ed.	MKLEPADLO						+
			Appr		P6700 Firewall - Cell 2V05				Document type: ETT	Project nr: 22-16143
Modification	Date	Name	Original		Replacement of	Replaced by	Scale 1:1			Page 12 / 1019

Terminal line-up diagram

F12_001

Part number					
Mounting rail			Strip label	End angle rear	End plate
Terminal					
Part number	Type number	Cross-section	Terminal label	Jumper	Cover
1SNK706012R0000	ZK4-4P	4			
1SNK706012R0000	ZK4-4P	4			
1SNK706012R0000	ZK4-4P	4			
1SNK706012R0000	ZK4-4P	4			

=V1WC3+V1UC11-XD1

'	1	
'	2	
'	3	
'	4	

12 14

			Date	11/26/2022	Volvo Trucks North America	Valiant TMS	Terminal line-up diagram =V1WC3+V1UC11-XD1	Drawing name: =2V05&EFS-EL	= +
			Ed.	MKLEPADLO	P6700 Firewall - Cell 2V05				
			Appr			Scale 1:1		Document type: ETT	Project nr: 22-16143
Modification	Date	Name	Original		Replacement of / Replaced by				Page 13 / 1019

Terminal line-up diagram

F12_001

Part number					
Mounting rail			Strip label	End angle rear	End plate
Terminal					
Part number	Type number	Cross-section	Terminal label	Jumper	Cover
1SNK706012R0000	ZK4-4P	4			
1SNK706012R0000	ZK4-4P	4			
1SNK706012R0000	ZK4-4P	4			
1SNK706012R0000	ZK4-4P	4			
1SNK706012R0000	ZK4-4P	4			
1SNK706012R0000	ZK4-4P	4			
1SNK706012R0000	ZK4-4P	4			
1SNK706012R0000	ZK4-4P	4			

=V1WC3+V1UC11-XD2

'	1	
'	2	
'	3	
'	4	
'	5	
'	6	
'	7	
'	8	

13

15

			Date	11/26/2022	Volvo Trucks North America	Valiant TMS	Terminal line-up diagram =V1WC3+V1UC11-XD2	Drawing name: =2V05&EFS-EL	=	
			Ed.	MKLEPADLO					+	
			Appr		P6700 Firewall - Cell 2V05			Document type: ETT	Project nr: 22-16143	Page 14
Modification	Date	Name	Original		Replacement of	Replaced by	Scale 1:1			1019

Terminal line-up diagram

F12_001

Part number					
Mounting rail			Strip label	End angle rear	End plate
Terminal					
Part number	Type number	Cross-section	Terminal label	Jumper	Cover
1SNK705012R0000	ZK2.5-4P	2.5			
1SNK705012R0000	ZK2.5-4P	2.5			
1SNK705012R0000	ZK2.5-4P	2.5			
1SNK705012R0000	ZK2.5-4P	2.5			
1SNK705012R0000	ZK2.5-4P	2.5			
1SNK705012R0000	ZK2.5-4P	2.5			
1SNK705012R0000	ZK2.5-4P	2.5			
1SNK705012R0000	ZK2.5-4P	2.5			

=V1WC3+V1UC11-XD3

	1
	2
	3
	4
	5
	6
	7
	8

			Date	11/26/2022	Volvo Trucks North America	Valiant TMS	Terminal line-up diagram =V1WC3+V1UC11-XD3	Drawing name: =2V05&EFS-EL	=	
			Ed.	MKLEPADLO					+	
			Appr		P6700 Firewall - Cell 2V05	Scale 1:1		Document type: ETT	Project nr: 22-16143	Page 15
Modification	Date	Name	Original		Replacement of / Replaced by					1019

Terminal line-up diagram

F12_001

Part number					
Mounting rail			Strip label	End angle rear	End plate
Terminal					
Part number	Type number	Cross-section	Terminal label	Jumper	Cover
1SNK705012R0000	ZK2.5-4P	2.5			
1SNK705012R0000	ZK2.5-4P	2.5			
1SNK705012R0000	ZK2.5-4P	2.5			
1SNK705012R0000	ZK2.5-4P	2.5			

=V1WC4+V1UC11-KF11.14

'	1	
'	2	
'	3	
'	4	

15 17

			Date	11/26/2022	Volvo Trucks North America	Valiant TMS	Terminal line-up diagram =V1WC4+V1UC11-KF11.14	Drawing name: =2V05&EFS-EL	=
			Ed.	MKLEPADLO					+
			Appr		P6700 Firewall - Cell 2V05			Document type: ETT	Project nr: 22-16143
Modification	Date	Name	Original		Replacement of / Replaced by	Scale 1:1			Page 16 / 1019

Terminal line-up diagram

F12_001

Part number					
Mounting rail			Strip label	End angle rear	End plate
Terminal					
Part number	Type number	Cross-section	Terminal label	Jumper	Cover
1SNK705012R0000	ZK2.5-4P	2.5			

=V1WC4+V1UC11-XD5

'	1	

			Date	11/26/2022	Volvo Trucks North America	Valiant TMS	Terminal line-up diagram =V1WC4+V1UC11-XD5	Drawing name: =2V05&EFS-EL	=
			Ed.	MKLEPADLO					+
			Appr		P6700 Firewall - Cell 2V05			Document type: ETT	Project nr: 22-16143
Modification	Date	Name	Original		Replacement of / Replaced by	Scale 1:1			Page 17 / 1019

Terminal line-up diagram

F12_001

Part number					
Mounting rail			Strip label	End angle rear	End plate
Terminal					
Part number	Type number	Cross-section	Terminal label	Jumper	Cover
1SNK705012R0000	ZK2.5-4P	2.5			

=V1WC4+V1UC11-XD6

'	1	

17

19

			Date	11/26/2022	Volvo Trucks North America	Valiant TMS	Terminal line-up diagram =V1WC4+V1UC11-XD6	Drawing name: =2V05&EFS-EL	=
			Ed.	MKLEPADLO					+
			Appr		P6700 Firewall - Cell 2V05			Document type: ETT	Project nr: 22-16143
Modification	Date	Name	Original		Replacement of	Replaced by	Scale 1:1		Page 18 / 1019

Terminal line-up diagram

F12_001

Part number					
Mounting rail			Strip label	End angle rear	End plate
Terminal					
Part number	Type number	Cross-section	Terminal label	Jumper	Cover
1SNK705012R0000	ZK2.5-4P	2.5			
1SNK705012R0000	ZK2.5-4P	2.5			
1SNK705012R0000	ZK2.5-4P	2.5			
1SNK705012R0000	ZK2.5-4P	2.5			
1SNK705012R0000	ZK2.5-4P	2.5			
1SNK705012R0000	ZK2.5-4P	2.5			
1SNK705012R0000	ZK2.5-4P	2.5			
1SNK705012R0000	ZK2.5-4P	2.5			
1SNK705012R0000	ZK2.5-4P	2.5			
1SNK705012R0000	ZK2.5-4P	2.5			
1SNK705012R0000	ZK2.5-4P	2.5			
1SNK705012R0000	ZK2.5-4P	2.5			
1SNK705012R0000	ZK2.5-4P	2.5			
1SNK705012R0000	ZK2.5-4P	2.5			
1SNK705012R0000	ZK2.5-4P	2.5			
1SNK705012R0000	ZK2.5-4P	2.5			

=V1WC4+V1UC11-XD10

	1	
	2	
	3	
	5	
	4	
	6	
	7	
	8	
	9	
	10	
	11	
	12	
	13	
	14	
	15	

			Date	11/26/2022	Volvo Trucks North America		Valiant TMS	Terminal line-up diagram =V1WC4+V1UC11-XD10	Drawing name: =2V05&EFS-EL	=	
			Ed.	MKLEPADLO						+	
			Appr		P6700 Firewall - Cell 2V05				Document type: ETT	Project nr: 22-16143	Page 19
Modification	Date	Name	Original		Replacement of	Replaced by	Scale 1:1				1019

Terminal line-up diagram

F12_001

Part number					
Mounting rail			Strip label	End angle rear	End plate
Terminal					
Part number	Type number	Cross-section	Terminal label	Jumper	Cover
1SNK705012R0000	ZK2.5-4P	2.5			

=V1WC4+V1UC11-XD11

'	1	

19

21

			Date	11/26/2022	Volvo Trucks North America	Valiant TMS	Terminal line-up diagram =V1WC4+V1UC11-XD11	Drawing name: =2V05&EFS-EL	=
			Ed.	MKLEPADLO					+
			Appr		P6700 Firewall - Cell 2V05			Document type: ETT	Project nr: 22-16143
Modification	Date	Name	Original		Replacement of	Replaced by	Scale 1:1		Page 20 / 1019

Terminal line-up diagram

F12_001

Part number					
Mounting rail			Strip label	End angle rear	End plate
Terminal					
Part number	Type number	Cross-section	Terminal label	Jumper	Cover
1SNK705012R0000	ZK2.5-4P	2.5			
1SNK705012R0000	ZK2.5-4P	2.5			

=V1WC4+V1UC11-XD12

	1	
	2	

20

22

			Date	11/26/2022	Volvo Trucks North America		Valiant TMS	Terminal line-up diagram =V1WC4+V1UC11-XD12	Drawing name: =2V05&EFS-EL	=
			Ed.	MKLEPADLO						+
			Appr		P6700 Firewall - Cell 2V05				Document type: ETT	Project nr: 22-16143
Modification	Date	Name	Original		Replacement of	Replaced by	Scale 1:1			Page 21 / 1019

Terminal line-up diagram

F12_001

Part number					
Mounting rail			Strip label	End angle rear	End plate
Terminal					
Part number	Type number	Cross-section	Terminal label	Jumper	Cover
1SNK705012R0000	ZK2.5-4P	2.5			
1SNK705012R0000	ZK2.5-4P	2.5			
1SNK705012R0000	ZK2.5-4P	2.5			
1SNK705012R0000	ZK2.5-4P	2.5			
1SNK705012R0000	ZK2.5-4P	2.5			
1SNK705012R0000	ZK2.5-4P	2.5			
1SNK705012R0000	ZK2.5-4P	2.5			
1SNK705012R0000	ZK2.5-4P	2.5			

=V1WC4+V1UC11-XD13

	1	
	2	
	3	
	4	
	5	
	6	
	7	
	8	

21

23

			Date	11/26/2022	Volvo Trucks North America		Valiant TMS	Terminal line-up diagram =V1WC4+V1UC11-XD13	Drawing name: =2V05&EFS-EL	=
			Ed.	MKLEPADLO						+
			Appr		P6700 Firewall - Cell 2V05				Document type: ETT	Project nr: 22-16143
Modification	Date	Name	Original		Replacement of	Replaced by	Scale 1:1			Page 22 / 1019

Terminal line-up diagram

F12_001

Part number					
Mounting rail			Strip label	End angle rear	End plate
Terminal					
Part number	Type number	Cross-section	Terminal label	Jumper	Cover
1SNK705012R0000	ZK2.5-4P	2.5			
1SNK705012R0000	ZK2.5-4P	2.5			

=V1WC4+V1UC11-XD14

	1	
	2	

22

24

			Date	11/26/2022	Volvo Trucks North America		Valiant TMS	Terminal line-up diagram =V1WC4+V1UC11-XD14	Drawing name: =2V05&EFS-EL	=
			Ed.	MKLEPADLO						+
			Appr		P6700 Firewall - Cell 2V05				Document type: ETT	Project nr: 22-16143
Modification	Date	Name	Original		Replacement of	Replaced by	Scale 1:1			Page 23 / 1019

Terminal line-up diagram

F12_001

Part number					
Mounting rail			Strip label	End angle rear	End plate
Terminal					
Part number	Type number	Cross-section	Terminal label	Jumper	Cover
1SNK705012R0000	ZK2.5-4P	2.5			
1SNK705012R0000	ZK2.5-4P	2.5			
1SNK705012R0000	ZK2.5-4P	2.5			
1SNK705012R0000	ZK2.5-4P	2.5			
1SNK705012R0000	ZK2.5-4P	2.5			
1SNK705012R0000	ZK2.5-4P	2.5			
1SNK705012R0000	ZK2.5-4P	2.5			
1SNK705012R0000	ZK2.5-4P	2.5			

=V1WC4+V1UC11-XD20

	1	
	2	
	3	
	4	
	5	
	6	
	7	
	8	

23

25

			Date	11/26/2022	Volvo Trucks North America		Valiant TMS	Terminal line-up diagram =V1WC4+V1UC11-XD20	Drawing name: =2V05&EFS-EL	=
			Ed.	MKLEPADLO						+
			Appr		P6700 Firewall - Cell 2V05				Document type: ETT	Project nr: 22-16143
Modification	Date	Name	Original		Replacement of	Replaced by	Scale 1:1			Page 24 / 1019

Terminal line-up diagram

F12_001

Part number					
Mounting rail			Strip label	End angle rear	End plate
Terminal					
Part number	Type number	Cross-section	Terminal label	Jumper	Cover
1SNK705012R0000	ZK2.5-4P	2.5			
1SNK705012R0000	ZK2.5-4P	2.5			

=V1WC4+V1UC11-XD51

	1	
	2	

			Date	11/26/2022	Volvo Trucks North America	Valiant TMS	Terminal line-up diagram =V1WC4+V1UC11-XD51	Drawing name: =2V05&EFS-EL	=
			Ed.	MKLEPADLO					+
			Appr		P6700 Firewall - Cell 2V05			Document type: ETT	Project nr: 22-16143
Modification	Date	Name	Original		Replacement of / Replaced by	Scale 1:1			Page 25 / 1019

Terminal line-up diagram

F12_001

Part number					
Mounting rail			Strip label	End angle rear	End plate
Terminal					
Part number	Type number	Cross-section	Terminal label	Jumper	Cover
1SNK705012R0000	ZK2.5-4P	2.5			
1SNK705012R0000	ZK2.5-4P	2.5			

=V1WC4+V1UC11-XD52



25

27

			Date	11/26/2022	Volvo Trucks North America		Valiant TMS	Terminal line-up diagram =V1WC4+V1UC11-XD52	Drawing name: =2V05&EFS-EL	=
			Ed.	MKLEPADLO						+
			Appr		P6700 Firewall - Cell 2V05				Document type: ETT	Project nr: 22-16143
Modification	Date	Name	Original		Replacement of	Replaced by	Scale 1:1			Page 26 / 1019

Terminal line-up diagram

F12_001

Part number					
Mounting rail			Strip label	End angle rear	End plate
Terminal					
Part number	Type number	Cross-section	Terminal label	Jumper	Cover
1SNK705012R0000	ZK2.5-4P	2.5			
1SNK705012R0000	ZK2.5-4P	2.5			



			Date	11/26/2022	Volvo Trucks North America	Valiant TMS	Terminal line-up diagram =V1WC4+V1UC11-XD53	Drawing name: =2V05&EFS-EL	=	
			Ed.	MKLEPADLO					+	
			Appr		P6700 Firewall - Cell 2V05			Document type: ETT	Project nr: 22-16143	Page 27
Modification	Date	Name	Original		Replacement of / Replaced by	Scale 1:1				1019

Terminal line-up diagram

F12_001

Part number					
Mounting rail			Strip label	End angle rear	End plate
Terminal					
Part number	Type number	Cross-section	Terminal label	Jumper	Cover
1SNK705012R0000	ZK2.5-4P	2.5			
1SNK705012R0000	ZK2.5-4P	2.5			

=V1WC4+V1UC11-XD54



27

29

			Date	11/26/2022	Volvo Trucks North America		Valiant TMS	Terminal line-up diagram =V1WC4+V1UC11-XD54	Drawing name: =2V05&EFS-EL	=
			Ed.	MKLEPADLO						+
			Appr		P6700 Firewall - Cell 2V05				Document type: ETT	Project nr: 22-16143
Modification	Date	Name	Original		Replacement of	Replaced by	Scale 1:1			Page 28 / 1019

Terminal line-up diagram

F12_001

Part number					
Mounting rail			Strip label	End angle rear	End plate

Terminal					
Part number	Type number	Cross-section	Terminal label	Jumper	Cover

=V1WC1+V1UC12-PE

'	PE	

28

30

			Date	11/26/2022	Volvo Trucks North America	Valiant TMS	Terminal line-up diagram =V1WC1+V1UC12-PE	Drawing name: =2V05&EFS-EL	=
			Ed.	MKLEPADLO					+
			Appr		P6700 Firewall - Cell 2V05			Document type: ETT	Project nr: 22-16143
Modification	Date	Name	Original		Replacement of / Replaced by	Scale 1:1			Page 29 / 1019

Terminal line-up diagram

F12_001

Part number					
Mounting rail			Strip label	End angle rear	End plate
Terminal					
Part number	Type number	Cross-section	Terminal label	Jumper	Cover
1SNK705012R0000	ZK2.5-4P	2.5			
1SNK705012R0000	ZK2.5-4P	2.5			
1SNK705012R0000	ZK2.5-4P	2.5			
1SNK705012R0000	ZK2.5-4P	2.5			
1SNK705012R0000	ZK2.5-4P	2.5			
1SNK705012R0000	ZK2.5-4P	2.5			
1SNK705012R0000	ZK2.5-4P	2.5			
1SNK705012R0000	ZK2.5-4P	2.5			
1SNK705012R0000	ZK2.5-4P	2.5			
1SNK705012R0000	ZK2.5-4P	2.5			
1SNK705012R0000	ZK2.5-4P	2.5			
1SNK705012R0000	ZK2.5-4P	2.5			
1SNK705012R0000	ZK2.5-4P	2.5			
1SNK705012R0000	ZK2.5-4P	2.5			
1SNK705012R0000	ZK2.5-4P	2.5			
1SNK705012R0000	ZK2.5-4P	2.5			
1SNK705012R0000	ZK2.5-4P	2.5			
1SNK705012R0000	ZK2.5-4P	2.5			
1SNK705012R0000	ZK2.5-4P	2.5			
1SNK705012R0000	ZK2.5-4P	2.5			
1SNK705012R0000	ZK2.5-4P	2.5			
1SNK705012R0000	ZK2.5-4P	2.5			
1SNK705012R0000	ZK2.5-4P	2.5			
1SNK705012R0000	ZK2.5-4P	2.5			
1SNK705012R0000	ZK2.5-4P	2.5			
1SNK705012R0000	ZK2.5-4P	2.5			

=V1WC2+V1UC12-XD1

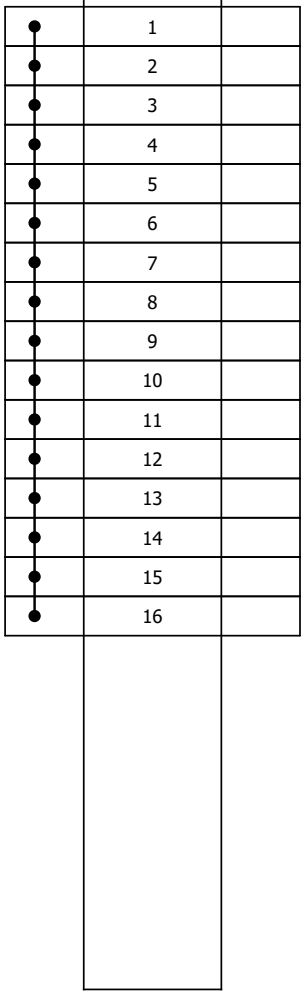

			Date	11/26/2022	Volvo Trucks North America		Valiant TMS	Terminal line-up diagram =V1WC2+V1UC12-XD1	Drawing name: =2V05&EFS-EL	= +
			Ed.	MKLEPADLO						
			Appr		P6700 Firewall - Cell 2V05		Scale 1:1		Document type: ETT	Project nr: 22-16143
Modification	Date	Name	Original		Replacement of	Replaced by				Page 30 / 1019

Terminal line-up diagram

F12_001

Part number					
Mounting rail			Strip label	End angle rear	End plate
Terminal					
Part number	Type number	Cross-section	Terminal label	Jumper	Cover
1SNK705012R0000	ZK2.5-4P	2.5			
1SNK705012R0000	ZK2.5-4P	2.5			
1SNK705012R0000	ZK2.5-4P	2.5			
1SNK705012R0000	ZK2.5-4P	2.5			
1SNK705012R0000	ZK2.5-4P	2.5			
1SNK705012R0000	ZK2.5-4P	2.5			
1SNK705012R0000	ZK2.5-4P	2.5			
1SNK705012R0000	ZK2.5-4P	2.5			

=V1WC2+V1UC12-XD2



			Date	11/26/2022	Volvo Trucks North America		Valiant TMS	Terminal line-up diagram =V1WC2+V1UC12-XD2	Drawing name: =2V05&EFS-EL	=
			Ed.	MKLEPADLO						+
			Appr		P6700 Firewall - Cell 2V05				Document type: ETT	Project nr: 22-16143
Modification	Date	Name	Original		Replacement of	Replaced by	Scale 1:1			Page 31 / 1019

Terminal line-up diagram

F12_001

Part number					
Mounting rail			Strip label	End angle rear	End plate
Terminal					
Part number	Type number	Cross-section	Terminal label	Jumper	Cover
1SNK705012R0000	ZK2.5-4P	2.5			
1SNK705012R0000	ZK2.5-4P	2.5			
1SNK705012R0000	ZK2.5-4P	2.5			
1SNK705012R0000	ZK2.5-4P	2.5			
1SNK705012R0000	ZK2.5-4P	2.5			



			Date	11/26/2022	Volvo Trucks North America		Valiant TMS	Terminal line-up diagram =V1WC2+V1UC12-XD3	Drawing name: =2V05&EFS-EL	=
			Ed.	MKLEPADLO						+
			Appr		P6700 Firewall - Cell 2V05				Document type: ETT	Project nr: 22-16143
Modification	Date	Name	Original		Replacement of	Replaced by	Scale 1:1			Page 32 / 1019

Terminal line-up diagram

F12_001

Part number					
Mounting rail			Strip label	End angle rear	End plate
Terminal					
Part number	Type number	Cross-section	Terminal label	Jumper	Cover
1SNK706012R0000	ZK4-4P	4			
1SNK706012R0000	ZK4-4P	4			
1SNK706012R0000	ZK4-4P	4			
1SNK706012R0000	ZK4-4P	4			

=V1WC3+V1UC12-XD1

'	1	
'	2	
'	3	
'	4	

32

34

			Date	11/26/2022	Volvo Trucks North America	Valiant TMS	Terminal line-up diagram =V1WC3+V1UC12-XD1	Drawing name: =2V05&EFS-EL	=	
			Ed.	MKLEPADLO					+	
			Appr		P6700 Firewall - Cell 2V05			Document type: ETT	Project nr: 22-16143	Page 33
Modification	Date	Name	Original		Replacement of	Replaced by	Scale 1:1			1019

Terminal line-up diagram

F12_001

Part number					
Mounting rail			Strip label	End angle rear	End plate
Terminal					
Part number	Type number	Cross-section	Terminal label	Jumper	Cover
1SNK706012R0000	ZK4-4P	4			
1SNK706012R0000	ZK4-4P	4			
1SNK706012R0000	ZK4-4P	4			
1SNK706012R0000	ZK4-4P	4			
1SNK706012R0000	ZK4-4P	4			
1SNK706012R0000	ZK4-4P	4			
1SNK706012R0000	ZK4-4P	4			
1SNK706012R0000	ZK4-4P	4			
1SNK706012R0000	ZK4-4P	4			
1SNK706012R0000	ZK4-4P	4			
1SNK706012R0000	ZK4-4P	4			
1SNK706012R0000	ZK4-4P	4			

=V1WC3+V1UC12-XD2

'	1	
'	2	
'	3	
'	4	
'	5	
'	6	
'	7	
'	8	
'	9	
'	10	
'	11	
'	12	

33

35

			Date	11/26/2022	Volvo Trucks North America		Valiant TMS	Terminal line-up diagram =V1WC3+V1UC12-XD2	Drawing name: =2V05&EFS-EL	=
			Ed.	MKLEPADLO						+
			Appr		P6700 Firewall - Cell 2V05				Document type: ETT	Project nr: 22-16143
Modification	Date	Name	Original		Replacement of	Replaced by	Scale 1:1			Page 34 / 1019

Terminal line-up diagram

F12_001

Part number					
Mounting rail			Strip label	End angle rear	End plate
Terminal					
Part number	Type number	Cross-section	Terminal label	Jumper	Cover
1SNK705012R0000	ZK2.5-4P	2.5			
1SNK705012R0000	ZK2.5-4P	2.5			
1SNK705012R0000	ZK2.5-4P	2.5			
1SNK705012R0000	ZK2.5-4P	2.5			
1SNK705012R0000	ZK2.5-4P	2.5			
1SNK705012R0000	ZK2.5-4P	2.5			
1SNK705012R0000	ZK2.5-4P	2.5			
1SNK705012R0000	ZK2.5-4P	2.5			
1SNK705012R0000	ZK2.5-4P	2.5			

=V1WC3+V1UC12-XD3

	1	
	2	
	3	
	4	
	5	
	6	
	7	
	8	
	9	

			Date	11/26/2022	Volvo Trucks North America	Valiant TMS	Terminal line-up diagram =V1WC3+V1UC12-XD3	Drawing name: =2V05&EFS-EL	=	
			Ed.	MKLEPADLO					+	
			Appr		P6700 Firewall - Cell 2V05			Document type: ETT	Project nr: 22-16143	Page 35
Modification	Date	Name	Original		Replacement of	Replaced by	Scale 1:1			1019

Terminal line-up diagram

F12_001

Part number					
Mounting rail			Strip label	End angle rear	End plate
Terminal					
Part number	Type number	Cross-section	Terminal label	Jumper	Cover
1SNK705012R0000	ZK2.5-4P	2.5			
1SNK705012R0000	ZK2.5-4P	2.5			
1SNK705012R0000	ZK2.5-4P	2.5			
1SNK705012R0000	ZK2.5-4P	2.5			

=V1WC4+V1UC12-KF12.14

'	1	
'	2	
'	3	
'	4	

			Date	11/26/2022	Volvo Trucks North America	Valiant TMS	Terminal line-up diagram =V1WC4+V1UC12-KF12.14	Drawing name: =2V05&EFS-EL	=
			Ed.	MKLEPADLO					+
			Appr		P6700 Firewall - Cell 2V05			Document type: ETT	Project nr: 22-16143
Modification	Date	Name	Original		Replacement of / Replaced by	Scale 1:1			Page 36 / 1019

Terminal line-up diagram

F12_001

Part number					
Mounting rail			Strip label	End angle rear	End plate
Terminal					
Part number	Type number	Cross-section	Terminal label	Jumper	Cover
1SNK705012R0000	ZK2.5-4P	2.5			

=V1WC4+V1UC12-XD5

'	1	

			Date	11/26/2022	Volvo Trucks North America	Valiant TMS	Terminal line-up diagram =V1WC4+V1UC12-XD5	Drawing name: =2V05&EFS-EL	=
			Ed.	MKLEPADLO					+
			Appr		P6700 Firewall - Cell 2V05			Document type: ETT	Project nr: 22-16143
Modification	Date	Name	Original		Replacement of / Replaced by	Scale 1:1			Page 37 / 1019

Terminal line-up diagram

F12_001

Part number					
Mounting rail			Strip label	End angle rear	End plate
Terminal					
Part number	Type number	Cross-section	Terminal label	Jumper	Cover
1SNK705012R0000	ZK2.5-4P	2.5			

=V1WC4+V1UC12-XD6

'	1	

			Date	11/26/2022	Volvo Trucks North America		Valiant TMS	Terminal line-up diagram =V1WC4+V1UC12-XD6	Drawing name: =2V05&EFS-EL	=	
			Ed.	MKLEPADLO						+	
			Appr		P6700 Firewall - Cell 2V05				Document type: ETT	Project nr: 22-16143	Page 38
Modification	Date	Name	Original		Replacement of	Replaced by	Scale 1:1				1019

Terminal line-up diagram

F12_001

Part number					
Mounting rail			Strip label	End angle rear	End plate
Terminal					
Part number	Type number	Cross-section	Terminal label	Jumper	Cover
1SNK705012R0000	ZK2.5-4P	2.5		

Terminal line-up diagram

F12_001

Part number					
Mounting rail			Strip label	End angle rear	End plate
Terminal					
Part number	Type number	Cross-section	Terminal label	Jumper	Cover
1SNK705012R0000	ZK2.5-4P	2.5			

=V1WC4+V1UC12-XD11

'	1	

			Date	11/26/2022	Volvo Trucks North America	Valiant TMS	Terminal line-up diagram =V1WC4+V1UC12-XD11	Drawing name: =2V05&EFS-EL	=
			Ed.	MKLEPADLO					+
			Appr		P6700 Firewall - Cell 2V05			Document type: ETT	Project nr: 22-16143
Modification	Date	Name	Original		Replacement of / Replaced by	Scale 1:1			Page 40 / 1019

Terminal line-up diagram

F12_001

Part number					
Mounting rail			Strip label	End angle rear	End plate
Terminal					
Part number	Type number	Cross-section	Terminal label	Jumper	Cover
1SNK705012R0000	ZK2.5-4P	2.5			
1SNK705012R0000	ZK2.5-4P	2.5			

=V1WC4+V1UC12-XD12

	1	
	2	

			Date	11/26/2022	Volvo Trucks North America	Valiant TMS	Terminal line-up diagram =V1WC4+V1UC12-XD12	Drawing name: =2V05&EFS-EL	=	
			Ed.	MKLEPADLO					+	
			Appr		P6700 Firewall - Cell 2V05			Document type: ETT	Project nr: 22-16143	Page 41
Modification	Date	Name	Original		Replacement of / Replaced by	Scale 1:1				1019

Terminal line-up diagram

F12_001

Part number					
Mounting rail			Strip label	End angle rear	End plate
Terminal					
Part number	Type number	Cross-section	Terminal label	Jumper	Cover
1SNK705012R0000	ZK2.5-4P	2.5			
1SNK705012R0000	ZK2.5-4P	2.5			
1SNK705012R0000	ZK2.5-4P	2.5			
1SNK705012R0000	ZK2.5-4P	2.5			
1SNK705012R0000	ZK2.5-4P	2.5			
1SNK705012R0000	ZK2.5-4P	2.5			
1SNK705012R0000	ZK2.5-4P	2.5			
1SNK705012R0000	ZK2.5-4P	2.5			
1SNK705012R0000	ZK2.5-4P	2.5			

=V1WC4+V1UC12-XD13

	1	
	2	
	3	
	4	
	5	
	6	
	7	
	8	
	9	

41

43

			Date	11/26/2022	Volvo Trucks North America		Valiant TMS	Terminal line-up diagram =V1WC4+V1UC12-XD13	Drawing name: =2V05&EFS-EL	=
			Ed.	MKLEPADLO						+
			Appr		P6700 Firewall - Cell 2V05				Document type: ETT	Project nr: 22-16143
Modification	Date	Name	Original		Replacement of	Replaced by	Scale 1:1			Page 42 / 1019

Terminal line-up diagram

F12_001

Part number					
Mounting rail			Strip label	End angle rear	End plate
Terminal					
Part number	Type number	Cross-section	Terminal label	Jumper	Cover
1SNK705012R0000	ZK2.5-4P	2.5			
1SNK705012R0000	ZK2.5-4P	2.5			

=V1WC4+V1UC12-XD14

	1	
	2	

			Date	11/26/2022	Volvo Trucks North America		Valiant TMS	Terminal line-up diagram =V1WC4+V1UC12-XD14	Drawing name: =2V05&EFS-EL	=	
			Ed.	MKLEPADLO						+	
			Appr		P6700 Firewall - Cell 2V05				Document type: ETT	Project nr: 22-16143	Page 43
Modification	Date	Name	Original		Replacement of	Replaced by	Scale 1:1				1019

Terminal line-up diagram

F12_001

Part number					
Mounting rail			Strip label	End angle rear	End plate
Terminal					
Part number	Type number	Cross-section	Terminal label	Jumper	Cover
1SNK705012R0000	ZK2.5-4P	2.5			
1SNK705012R0000	ZK2.5-4P	2.5			
1SNK705012R0000	ZK2.5-4P	2.5			
1SNK705012R0000	ZK2.5-4P	2.5			
1SNK705012R0000	ZK2.5-4P	2.5			
1SNK705012R0000	ZK2.5-4P	2.5			
1SNK705012R0000	ZK2.5-4P	2.5			
1SNK705012R0000	ZK2.5-4P	2.5			

=V1WC4+V1UC12-XD20

	1
	2
	3
	4
	5
	6
	7
	8

			Date	11/26/2022	Volvo Trucks North America		Valiant TMS	Terminal line-up diagram =V1WC4+V1UC12-XD20	Drawing name: =2V05&EFS-EL	=
			Ed.	MKLEPADLO						+
			Appr		P6700 Firewall - Cell 2V05				Document type: ETT	Project nr: 22-16143
Modification	Date	Name	Original		Replacement of	Replaced by	Scale 1:1			Page 44 / 1019

Terminal line-up diagram

F12_001

Part number					
Mounting rail			Strip label	End angle rear	End plate
Terminal					
Part number	Type number	Cross-section	Terminal label	Jumper	Cover
1SNK705012R0000	ZK2.5-4P	2.5			
1SNK705012R0000	ZK2.5-4P	2.5			

=V1WC4+V1UC12-XD51



			Date	11/26/2022	Volvo Trucks North America	Valiant TMS	Terminal line-up diagram =V1WC4+V1UC12-XD51	Drawing name: =2V05&EFS-EL	= +
			Ed.	MKLEPADLO	P6700 Firewall - Cell 2V05			Document type: ETT	Project nr: 22-16143
			Appr			Scale 1:1			Page 45 / 1019
Modification	Date	Name	Original		Replacement of / Replaced by				

Terminal line-up diagram

F12_001

Part number					
Mounting rail			Strip label	End angle rear	End plate
Terminal					
Part number	Type number	Cross-section	Terminal label	Jumper	Cover
1SNK705012R0000	ZK2.5-4P	2.5			
1SNK705012R0000	ZK2.5-4P	2.5			

=V1WC4+V1UC12-XD52

	1	
	2	

			Date	11/26/2022	Volvo Trucks North America		Valiant TMS	Terminal line-up diagram =V1WC4+V1UC12-XD52	Drawing name: =2V05&EFS-EL	=	
			Ed.	MKLEPADLO						+	
			Appr		P6700 Firewall - Cell 2V05				Document type: ETT	Project nr: 22-16143	Page 46
Modification	Date	Name	Original		Replacement of	Replaced by	Scale 1:1				1019

Terminal line-up diagram

F12_001

Part number					
Mounting rail			Strip label	End angle rear	End plate
Terminal					
Part number	Type number	Cross-section	Terminal label	Jumper	Cover
1SNK705012R0000	ZK2.5-4P	2.5			
1SNK705012R0000	ZK2.5-4P	2.5			

=V1WC4+V1UC12-XD53



			Date	11/26/2022	Volvo Trucks North America	Valiant TMS	Terminal line-up diagram =V1WC4+V1UC12-XD53	Drawing name: =2V05&EFS-EL	=	
			Ed.	MKLEPADLO					+	
			Appr		P6700 Firewall - Cell 2V05			Document type: ETT	Project nr: 22-16143	Page 47
Modification	Date	Name	Original		Replacement of / Replaced by	Scale 1:1				1019

Terminal line-up diagram

F12_001

Part number					
Mounting rail			Strip label	End angle rear	End plate
Terminal					
Part number	Type number	Cross-section	Terminal label	Jumper	Cover
1SNK705012R0000	ZK2.5-4P	2.5			
1SNK705012R0000	ZK2.5-4P	2.5			

=V1WC4+V1UC12-XD54



47

49

			Date	11/26/2022	Volvo Trucks North America		Valiant TMS	Terminal line-up diagram =V1WC4+V1UC12-XD54	Drawing name: =2V05&EFS-EL	=	
			Ed.	MKLEPADLO						+	
			Appr		P6700 Firewall - Cell 2V05				Document type: ETT	Project nr: 22-16143	Page 48
Modification	Date	Name	Original		Replacement of	Replaced by	Scale 1:1				1019

Terminal line-up diagram

F12_001

Part number					
Mounting rail			Strip label	End angle rear	End plate
Terminal					
Part number	Type number	Cross-section	Terminal label	Jumper	Cover
WEI.1608510000	ZDU 2.5	2.5			
WEI.1608740000	ZAP/TW 1				
WEI.9540000000	ZEW 35				
WEI.1608520000	ZDU 2.5 BL	2.5 mm²			
WEI.1608520000	ZDU 2.5 BL	2.5 mm²			

=V1WC3+V1UC14-XD1

'	L1	
'	N	
'		
'	PE	
'		

			Date	11/26/2022	Volvo Trucks North America	Valiant TMS	Terminal line-up diagram =V1WC3+V1UC14-XD1	Drawing name: =2V05&EFS-EL	=
			Ed.	MKLEPADLO					+
			Appr		P6700 Firewall - Cell 2V05			Document type: ETT	Project nr: 22-16143
Modification	Date	Name	Original		Replacement of / Replaced by	Scale 1:1			Page 49 / 1019

Terminal line-up diagram

F12_001

Part number					
Mounting rail			Strip label	End angle rear	End plate
Terminal					
Part number	Type number	Cross-section	Terminal label	Jumper	Cover
WEI.8731720000	ZTR 2.5/3AN	2.5			
WEI.8731720000	ZTR 2.5/3AN	2.5			
WEI.8731720000	ZTR 2.5/3AN	2.5			
WEI.8731720000	ZTR 2.5/3AN	2.5			

=V1WC4+V1UC14-KF14.12

'	1	
'	2	
'	3	
'	4	

			Date	11/26/2022	Volvo Trucks North America	Valiant TMS	Terminal line-up diagram =V1WC4+V1UC14-KF14.12	Drawing name: =2V05&EFS-EL	=
			Ed.	MKLEPADLO					+
			Appr		P6700 Firewall - Cell 2V05			Document type: ETT	Project nr: 22-16143
Modification	Date	Name	Original		Replacement of / Replaced by	Scale 1:1			Page 50 / 1019

Terminal line-up diagram

F12_001

Part number					
Mounting rail			Strip label	End angle rear	End plate
Terminal					
Part number	Type number	Cross-section	Terminal label	Jumper	Cover

=V1WC4+V1UC14-XD5

'	1	

			Date	11/26/2022	Volvo Trucks North America	Valiant TMS	Terminal line-up diagram =V1WC4+V1UC14-XD5	Drawing name: =2V05&EFS-EL	=
			Ed.	MKLEPADLO					+
			Appr		P6700 Firewall - Cell 2V05			Document type: ETT	Project nr: 22-16143
Modification	Date	Name	Original		Replacement of / Replaced by	Scale 1:1			Page 51 / 1019

Terminal line-up diagram

F12_001

Part number					
Mounting rail			Strip label	End angle rear	End plate
Terminal					
Part number	Type number	Cross-section	Terminal label	Jumper	Cover

=V1WC4+V1UC14-XD6

'	1	

			Date	11/26/2022	Volvo Trucks North America	Valiant TMS	Terminal line-up diagram =V1WC4+V1UC14-XD6	Drawing name: =2V05&EFS-EL	=
			Ed.	MKLEPADLO					+
			Appr		P6700 Firewall - Cell 2V05			Document type: ETT	Project nr: 22-16143
Modification	Date	Name	Original		Replacement of / Replaced by	Scale 1:1			Page 52 / 1019

Terminal line-up diagram

F12_001

Part number					
Mounting rail			Strip label	End angle rear	End plate
Terminal					
Part number	Type number	Cross-section	Terminal label	Jumper	Cover
WEI.8731720000	ZTR 2.5/3AN	2.5			
WEI.8731720000	ZTR 2.5/3AN	2.5			
WEI.8731720000	ZTR 2.5/3AN	2.5			
WEI.8731720000	ZTR 2.5/3AN	2.5			
WEI.8731720000	ZTR 2.5/3AN	2.5			
WEI.8731720000	ZTR 2.5/3AN	2.5			
WEI.8731720000	ZTR 2.5/3AN	2.5			
WEI.8731720000	ZTR 2.5/3AN	2.5			
WEI.8731720000	ZTR 2.5/3AN	2.5			
WEI.8731720000	ZTR 2.5/3AN	2.5			
WEI.8731720000	ZTR 2.5/3AN	2.5			
WEI.8731720000	ZTR 2.5/3AN	2.5			
WEI.8731720000	ZTR 2.5/3AN	2.5			
WEI.8731720000	ZTR 2.5/3AN	2.5			
WEI.8731720000	ZTR 2.5/3AN	2.5			
WEI.8731720000	ZTR 2.5/3AN	2.5			
WEI.8731720000	ZTR 2.5/3AN	2.5			

=V1WC4+V1UC14-XD10

	1	
	2	
	4	
	3	
	5	
	6	
	7	
	8	
	9	
	10	
	11	
	12	
	13	
	14	
	15	
	16	
	17	

52

54

			Date	11/26/2022	Volvo Trucks North America		Valiant TMS	Terminal line-up diagram =V1WC4+V1UC14-XD10	Drawing name: =2V05&EFS-EL	=
			Ed.	MKLEPADLO						+
			Appr		P6700 Firewall - Cell 2V05				Document type: ETT	Project nr: 22-16143
Modification	Date	Name	Original		Replacement of	Replaced by	Scale 1:1			Page 53 / 1019

Terminal line-up diagram

F12_001

Part number					
Mounting rail			Strip label	End angle rear	End plate
Terminal					
Part number	Type number	Cross-section	Terminal label	Jumper	Cover
WEI.8731720000	ZTR 2.5/3AN	2.5			

=V1WC4+V1UC14-XD11

'	1	

			Date	11/26/2022	Volvo Trucks North America		Valiant TMS	Terminal line-up diagram =V1WC4+V1UC14-XD11	Drawing name: =2V05&EFS-EL	= +
			Ed.	MKLEPADLO						
			Appr		P6700 Firewall - Cell 2V05		Scale 1:1		Document type: ETT	Project nr: 22-16143
Modification	Date	Name	Original		Replacement of	Replaced by				Page 54 / 1019

Terminal line-up diagram

F12_001

Part number					
Mounting rail			Strip label	End angle rear	End plate
Terminal					
Part number	Type number	Cross-section	Terminal label	Jumper	Cover
WEI.8731720000	ZTR 2.5/3AN	2.5			
WEI.8731720000	ZTR 2.5/3AN	2.5			

=V1WC4+V1UC14-XD12

	1	
	2	

			Date	11/26/2022	Volvo Trucks North America	Valiant TMS	Terminal line-up diagram =V1WC4+V1UC14-XD12	Drawing name: =2V05&EFS-EL	=
			Ed.	MKLEPADLO					+
			Appr		P6700 Firewall - Cell 2V05			Document type: ETT	Project nr: 22-16143
Modification	Date	Name	Original		Replacement of / Replaced by	Scale 1:1			Page 55 / 1019

Terminal line-up diagram

F12_001

Part number					
Mounting rail			Strip label	End angle rear	End plate
Terminal					
Part number	Type number	Cross-section	Terminal label	Jumper	Cover
WEI.8731720000	ZTR 2.5/3AN	2.5			

=V1WC4+V1UC14-XD13

'	1	

			Date	11/26/2022	Volvo Trucks North America	Valiant TMS	Terminal line-up diagram =V1WC4+V1UC14-XD13	Drawing name: =2V05&EFS-EL	=
			Ed.	MKLEPADLO					+
			Appr		P6700 Firewall - Cell 2V05			Document type: ETT	Project nr: 22-16143
Modification	Date	Name	Original		Replacement of / Replaced by	Scale 1:1			Page 56 / 1019

Terminal line-up diagram

F12_001

Part number					
Mounting rail			Strip label	End angle rear	End plate
Terminal					
Part number	Type number	Cross-section	Terminal label	Jumper	Cover
WEI.8731720000	ZTR 2.5/3AN	2.5			
WEI.8731720000	ZTR 2.5/3AN	2.5			

=V1WC4+V1UC14-XD14

	1	
	2	

			Date	11/26/2022	Volvo Trucks North America	Valiant TMS	Terminal line-up diagram =V1WC4+V1UC14-XD14	Drawing name: =2V05&EFS-EL	=
			Ed.	MKLEPADLO					+
			Appr		P6700 Firewall - Cell 2V05			Document type: ETT	Project nr: 22-16143
Modification	Date	Name	Original		Replacement of / Replaced by	Scale 1:1			Page 57 / 1019

Terminal line-up diagram

F12_001

Part number					
Mounting rail			Strip label	End angle rear	End plate
Terminal					
Part number	Type number	Cross-section	Terminal label	Jumper	Cover
WEI.8731720000	ZTR 2.5/3AN	2.5			

=V1WC4+V1UC14-XD15

'	1	

			Date	11/26/2022	Volvo Trucks North America	Valiant TMS	Terminal line-up diagram =V1WC4+V1UC14-XD15	Drawing name: =2V05&EFS-EL	=
			Ed.	MKLEPADLO					+
			Appr		P6700 Firewall - Cell 2V05			Document type: ETT	Project nr: 22-16143
Modification	Date	Name	Original		Replacement of / Replaced by	Scale 1:1			Page 58 / 1019

Terminal line-up diagram

F12_001

Part number					
Mounting rail			Strip label	End angle rear	End plate
Terminal					
Part number	Type number	Cross-section	Terminal label	Jumper	Cover
WEI.8731720000	ZTR 2.5/3AN	2.5			

=V1WC4+V1UC14-XD16

'	1	

			Date	11/26/2022	Volvo Trucks North America	Valiant TMS	Terminal line-up diagram =V1WC4+V1UC14-XD16	Drawing name: =2V05&EFS-EL	=
			Ed.	MKLEPADLO					+
			Appr		P6700 Firewall - Cell 2V05			Document type: ETT	Project nr: 22-16143
Modification	Date	Name	Original		Replacement of / Replaced by	Scale 1:1			Page 59 / 1019

Terminal line-up diagram

F12_001

Part number					
Mounting rail			Strip label	End angle rear	End plate
Terminal					
Part number	Type number	Cross-section	Terminal label	Jumper	Cover
WEI.8731720000	ZTR 2.5/3AN	2.5			

=V1WC4+V1UC14-XD17

'	1	

			Date	11/26/2022	Volvo Trucks North America	Valiant TMS	Terminal line-up diagram =V1WC4+V1UC14-XD17	Drawing name: =2V05&EFS-EL	=	
			Ed.	MKLEPADLO					+	
			Appr		P6700 Firewall - Cell 2V05			Document type: ETT	Project nr: 22-16143	Page 60
Modification	Date	Name	Original		Replacement of / Replaced by	Scale 1:1				1019

Terminal line-up diagram

F12_001

Part number					
Mounting rail			Strip label	End angle rear	End plate
Terminal					
Part number	Type number	Cross-section	Terminal label	Jumper	Cover
WEI.8731720000	ZTR 2.5/3AN	2.5			

=V1WC4+V1UC14-XD18

'	1	

60

62

			Date	11/26/2022	Volvo Trucks North America		Valiant TMS	Terminal line-up diagram =V1WC4+V1UC14-XD18	Drawing name: =2V05&EFS-EL	=
			Ed.	MKLEPADLO						+
			Appr		P6700 Firewall - Cell 2V05				Document type: ETT	Project nr: 22-16143
Modification	Date	Name	Original		Replacement of	Replaced by	Scale 1:1			Page 61 / 1019

Terminal line-up diagram

F12_001

Part number					
Mounting rail			Strip label	End angle rear	End plate
Terminal					
Part number	Type number	Cross-section	Terminal label	Jumper	Cover
WEI.8731720000	ZTR 2.5/3AN	2.5			
WEI.8731720000	ZTR 2.5/3AN	2.5			

=V1WC4+V1UC14-XD51

	1	
	2	

			Date	11/26/2022	Volvo Trucks North America	Valiant TMS	Terminal line-up diagram =V1WC4+V1UC14-XD51	Drawing name: =2V05&EFS-EL	= +
			Ed.	MKLEPADLO					
			Appr		P6700 Firewall - Cell 2V05			Document type: ETT	Project nr: 22-16143
Modification	Date	Name	Original		Replacement of / Replaced by	Scale 1:1			Page 62 / 1019

Terminal line-up diagram

F12_001

Part number					
Mounting rail			Strip label	End angle rear	End plate
Terminal					
Part number	Type number	Cross-section	Terminal label	Jumper	Cover
WEI.8731720000	ZTR 2.5/3AN	2.5			
WEI.8731720000	ZTR 2.5/3AN	2.5			

=V1WC4+V1UC14-XD52

	1	
	2	

			Date	11/26/2022	Volvo Trucks North America		Valiant TMS	Terminal line-up diagram =V1WC4+V1UC14-XD52	Drawing name: =2V05&EFS-EL	=
			Ed.	MKLEPADLO						+
			Appr		P6700 Firewall - Cell 2V05				Document type: ETT	Project nr: 22-16143
Modification	Date	Name	Original		Replacement of	Replaced by	Scale 1:1			Page 63 / 1019

Terminal line-up diagram

F12_001

Part number					
Mounting rail			Strip label	End angle rear	End plate
Terminal					
Part number	Type number	Cross-section	Terminal label	Jumper	Cover
WEI.8731720000	ZTR 2.5/3AN	2.5			
WEI.8731720000	ZTR 2.5/3AN	2.5			

=V1WC4+V1UC14-XD53

	1	
	2	

			Date	11/26/2022	Volvo Trucks North America	Valiant TMS	Terminal line-up diagram =V1WC4+V1UC14-XD53	Drawing name: =2V05&EFS-EL	=
			Ed.	MKLEPADLO					+
			Appr		P6700 Firewall - Cell 2V05			Document type: ETT	Project nr: 22-16143
Modification	Date	Name	Original		Replacement of / Replaced by	Scale 1:1			Page 64 / 1019

Terminal line-up diagram

F12_001

Part number					
Mounting rail			Strip label	End angle rear	End plate
Terminal					
Part number	Type number	Cross-section	Terminal label	Jumper	Cover
WEI.8731720000	ZTR 2.5/3AN	2.5			
WEI.8731720000	ZTR 2.5/3AN	2.5			

=V1WC4+V1UC14-XD54



			Date	11/26/2022	Volvo Trucks North America	Valiant TMS	Terminal line-up diagram =V1WC4+V1UC14-XD54	Drawing name: =2V05&EFS-EL	=
			Ed.	MKLEPADLO					+
			Appr		P6700 Firewall - Cell 2V05			Document type: ETT	Project nr: 22-16143
Modification	Date	Name	Original		Replacement of / Replaced by	Scale 1:1			Page 65 / 1019

Terminal line-up diagram

F12_001

Part number					
Mounting rail			Strip label	End angle rear	End plate
Terminal					
Part number	Type number	Cross-section	Terminal label	Jumper	Cover
WEI.1608510000	ZDU 2.5	2.5			
WEI.1608740000	ZAP/TW 1				
WEI.9540000000	ZEW 35				
WEI.1608520000	ZDU 2.5 BL	2.5 mm²			
WEI.1608520000	ZDU 2.5 BL	2.5 mm²			

=V1WC3+V1UC15-XD1

'	L1	
'	N	
'		
'	PE	
'		

65

67

			Date	11/26/2022	Volvo Trucks North America		Valiant TMS	Terminal line-up diagram =V1WC3+V1UC15-XD1	Drawing name: =2V05&EFS-EL	=
			Ed.	MKLEPADLO						+
			Appr		P6700 Firewall - Cell 2V05				Document type: ETT	Project nr: 22-16143
Modification	Date	Name	Original		Replacement of	Replaced by	Scale 1:1			Page 66 / 1019

Terminal line-up diagram

F12_001

Part number					
Mounting rail			Strip label	End angle rear	End plate
Terminal					
Part number	Type number	Cross-section	Terminal label	Jumper	Cover
WEI.8731720000	ZTR 2.5/3AN	2.5			
WEI.8731720000	ZTR 2.5/3AN	2.5			
WEI.8731720000	ZTR 2.5/3AN	2.5			
WEI.8731720000	ZTR 2.5/3AN	2.5			

=V1WC4+V1UC15-KF15.12

'	1	
'	2	
'	3	
'	4	

			Date	11/26/2022	Volvo Trucks North America	Valiant TMS	Terminal line-up diagram =V1WC4+V1UC15-KF15.12	Drawing name: =2V05&EFS-EL	=
			Ed.	MKLEPADLO					+
			Appr		P6700 Firewall - Cell 2V05			Document type: ETT	Project nr: 22-16143
Modification	Date	Name	Original		Replacement of / Replaced by	Scale 1:1			Page 67 / 1019

Terminal line-up diagram

F12_001

Part number					
Mounting rail			Strip label	End angle rear	End plate
Terminal					
Part number	Type number	Cross-section	Terminal label	Jumper	Cover

=V1WC4+V1UC15-XD5

'	1	

			Date	11/26/2022	Volvo Trucks North America	Valiant TMS	Terminal line-up diagram =V1WC4+V1UC15-XD5	Drawing name: =2V05&EFS-EL	=
			Ed.	MKLEPADLO					+
			Appr		P6700 Firewall - Cell 2V05			Document type: ETT	Project nr: 22-16143
Modification	Date	Name	Original		Replacement of / Replaced by	Scale 1:1			Page 68 / 1019

Terminal line-up diagram

F12_001

Part number					
Mounting rail			Strip label	End angle rear	End plate
Terminal					
Part number	Type number	Cross-section	Terminal label	Jumper	Cover

=V1WC4+V1UC15-XD6

'	1	

			Date	11/26/2022	Volvo Trucks North America	Valiant TMS	Terminal line-up diagram =V1WC4+V1UC15-XD6	Drawing name: =2V05&EFS-EL	=
			Ed.	MKLEPADLO					+
			Appr		P6700 Firewall - Cell 2V05			Document type: ETT	Project nr: 22-16143
Modification	Date	Name	Original		Replacement of / Replaced by	Scale 1:1			Page 69 / 1019

Terminal line-up diagram

F12_001

Part number					
Mounting rail			Strip label	End angle rear	End plate
Terminal					
Part number	Type number	Cross-section	Terminal label	Jumper	Cover
WEI.8731720000	ZTR 2.5/3AN	2.5			
WEI.8731720000	ZTR 2.5/3AN	2.5			
WEI.8731720000	ZTR 2.5/3AN	2.5			
WEI.8731720000	ZTR 2.5/3AN	2.5			
WEI.8731720000	ZTR 2.5/3AN	2.5			
WEI.8731720000	ZTR 2.5/3AN	2.5			
WEI.8731720000	ZTR 2.5/3AN	2.5			
WEI.8731720000	ZTR 2.5/3AN	2.5			
WEI.8731720000	ZTR 2.5/3AN	2.5			
WEI.8731720000	ZTR 2.5/3AN	2.5			
WEI.8731720000	ZTR 2.5/3AN	2.5			
WEI.8731720000	ZTR 2.5/3AN	2.5			
WEI.8731720000	ZTR 2.5/3AN	2.5			
WEI.8731720000	ZTR 2.5/3AN	2.5			
WEI.8731720000	ZTR 2.5/3AN	2.5			
WEI.8731720000	ZTR 2.5/3AN	2.5			
WEI.8731720000	ZTR 2.5/3AN	2.5			
WEI.8731720000	ZTR 2.5/3AN	2.5			

=V1WC4+V1UC15-XD10

	1	
	2	
	4	
	3	
	5	
	6	
	7	
	8	
	9	
	10	
	11	
	12	
	13	
	14	
	15	
	16	
	17	
	18	

			Date	11/26/2022	Volvo Trucks North America		Valiant TMS	Terminal line-up diagram =V1WC4+V1UC15-XD10	Drawing name: =2V05&EFS-EL	= +
			Ed.	MKLEPADLO						
			Appr		P6700 Firewall - Cell 2V05		Scale 1:1		Document type: ETT	Project nr: 22-16143
Modification	Date	Name	Original		Replacement of	Replaced by				Page 70 / 1019

Terminal line-up diagram

F12_001

Part number					
Mounting rail			Strip label	End angle rear	End plate
Terminal					
Part number	Type number	Cross-section	Terminal label	Jumper	Cover
WEI.8731720000	ZTR 2.5/3AN	2.5			

=V1WC4+V1UC15-XD11

'	1	

			Date	11/26/2022	Volvo Trucks North America	Valiant TMS	Terminal line-up diagram =V1WC4+V1UC15-XD11	Drawing name: =2V05&EFS-EL	=
			Ed.	MKLEPADLO					+
			Appr		P6700 Firewall - Cell 2V05			Document type: ETT	Project nr: 22-16143
Modification	Date	Name	Original		Replacement of / Replaced by	Scale 1:1			Page 71 / 1019

Terminal line-up diagram

F12_001

Part number					
Mounting rail			Strip label	End angle rear	End plate
Terminal					
Part number	Type number	Cross-section	Terminal label	Jumper	Cover
WEI.8731720000	ZTR 2.5/3AN	2.5			
WEI.8731720000	ZTR 2.5/3AN	2.5			

=V1WC4+V1UC15-XD12

	1	
	2	

			Date	11/26/2022	Volvo Trucks North America	Valiant TMS	Terminal line-up diagram =V1WC4+V1UC15-XD12	Drawing name: =2V05&EFS-EL	=
			Ed.	MKLEPADLO					+
			Appr		P6700 Firewall - Cell 2V05			Document type: ETT	Project nr: 22-16143
Modification	Date	Name	Original		Replacement of / Replaced by	Scale 1:1			Page 72 / 1019

Terminal line-up diagram

F12_001

Part number					
Mounting rail			Strip label	End angle rear	End plate
Terminal					
Part number	Type number	Cross-section	Terminal label	Jumper	Cover
WEI.8731720000	ZTR 2.5/3AN	2.5			

=V1WC4+V1UC15-XD13

'	1	

			Date	11/26/2022	Volvo Trucks North America	Valiant TMS	Terminal line-up diagram =V1WC4+V1UC15-XD13	Drawing name: =2V05&EFS-EL	=
			Ed.	MKLEPADLO					+
			Appr		P6700 Firewall - Cell 2V05			Document type: ETT	Project nr: 22-16143
Modification	Date	Name	Original		Replacement of / Replaced by	Scale 1:1			Page 73 / 1019

Terminal line-up diagram

F12_001

Part number					
Mounting rail			Strip label	End angle rear	End plate
Terminal					
Part number	Type number	Cross-section	Terminal label	Jumper	Cover
WEI.8731720000	ZTR 2.5/3AN	2.5			
WEI.8731720000	ZTR 2.5/3AN	2.5			

=V1WC4+V1UC15-XD14

	1	
	2	

			Date	11/26/2022	Volvo Trucks North America	Valiant TMS	Terminal line-up diagram =V1WC4+V1UC15-XD14	Drawing name: =2V05&EFS-EL	=
			Ed.	MKLEPADLO					+
			Appr		P6700 Firewall - Cell 2V05			Document type: ETT	Project nr: 22-16143
Modification	Date	Name	Original		Replacement of / Replaced by	Scale 1:1			Page 74 / 1019

Terminal line-up diagram

F12_001

Part number					
Mounting rail			Strip label	End angle rear	End plate
Terminal					
Part number	Type number	Cross-section	Terminal label	Jumper	Cover
WEI.8731720000	ZTR 2.5/3AN	2.5			
WEI.8731720000	ZTR 2.5/3AN	2.5			

=V1WC4+V1UC15-XD15

	1	
	2	

			Date	11/26/2022	Volvo Trucks North America	Valiant TMS	Terminal line-up diagram =V1WC4+V1UC15-XD15	Drawing name: =2V05&EFS-EL	= +
			Ed.	MKLEPADLO	P6700 Firewall - Cell 2V05			Document type: ETT	Project nr: 22-16143
			Appr			Scale 1:1			Page 75 / 1019
Modification	Date	Name	Original		Replacement of / Replaced by				

Terminal line-up diagram

F12_001

Part number					
Mounting rail			Strip label	End angle rear	End plate
Terminal					
Part number	Type number	Cross-section	Terminal label	Jumper	Cover
WEI.8731720000	ZTR 2.5/3AN	2.5			

=V1WC4+V1UC15-XD16

'	1	

			Date	11/26/2022	Volvo Trucks North America	Valiant TMS	Terminal line-up diagram =V1WC4+V1UC15-XD16	Drawing name: =2V05&EFS-EL	=
			Ed.	MKLEPADLO					+
			Appr		P6700 Firewall - Cell 2V05			Document type: ETT	Project nr: 22-16143
Modification	Date	Name	Original		Replacement of / Replaced by	Scale 1:1			Page 76 / 1019

Terminal line-up diagram

F12_001

Part number					
Mounting rail			Strip label	End angle rear	End plate
Terminal					
Part number	Type number	Cross-section	Terminal label	Jumper	Cover
WEI.8731720000	ZTR 2.5/3AN	2.5			

=V1WC4+V1UC15-XD17

'	1	

			Date	11/26/2022	Volvo Trucks North America	Valiant TMS	Terminal line-up diagram =V1WC4+V1UC15-XD17	Drawing name: =2V05&EFS-EL	= +
			Ed.	MKLEPADLO	P6700 Firewall - Cell 2V05				
			Appr			Scale 1:1		Document type: ETT	Project nr: 22-16143
Modification	Date	Name	Original		Replacement of / Replaced by				Page 77 / 1019

Terminal line-up diagram

F12_001

Part number					
Mounting rail			Strip label	End angle rear	End plate
Terminal					
Part number	Type number	Cross-section	Terminal label	Jumper	Cover
WEI.8731720000	ZTR 2.5/3AN	2.5			

=V1WC4+V1UC15-XD18

'	1	

			Date	11/26/2022	Volvo Trucks North America	Valiant TMS	Terminal line-up diagram =V1WC4+V1UC15-XD18	Drawing name: =2V05&EFS-EL	=
			Ed.	MKLEPADLO					+
			Appr		P6700 Firewall - Cell 2V05			Document type: ETT	Project nr: 22-16143
Modification	Date	Name	Original		Replacement of / Replaced by	Scale 1:1			Page 78 / 1019

Terminal line-up diagram

F12_001

Part number					
Mounting rail			Strip label	End angle rear	End plate
Terminal					
Part number	Type number	Cross-section	Terminal label	Jumper	Cover
WEI.8731720000	ZTR 2.5/3AN	2.5			
WEI.8731720000	ZTR 2.5/3AN	2.5			

=V1WC4+V1UC15-XD51

	1	
	2	

			Date	11/26/2022	Volvo Trucks North America		Valiant TMS	Terminal line-up diagram =V1WC4+V1UC15-XD51	Drawing name: =2V05&EFS-EL	=
			Ed.	MKLEPADLO						+
			Appr		P6700 Firewall - Cell 2V05				Document type: ETT	Project nr: 22-16143
Modification	Date	Name	Original		Replacement of	Replaced by	Scale 1:1			Page 79 / 1019

Terminal line-up diagram

F12_001

Part number					
Mounting rail			Strip label	End angle rear	End plate
Terminal					
Part number	Type number	Cross-section	Terminal label	Jumper	Cover
WEI.8731720000	ZTR 2.5/3AN	2.5			
WEI.8731720000	ZTR 2.5/3AN	2.5			



			Date	11/26/2022	Volvo Trucks North America	Valiant TMS	Terminal line-up diagram =V1WC4+V1UC15-XD52	Drawing name: =2V05&EFS-EL	=	
			Ed.	MKLEPADLO					+	
			Appr		P6700 Firewall - Cell 2V05			Document type: ETT	Project nr: 22-16143	Page 80
Modification	Date	Name	Original		Replacement of	Replaced by	Scale 1:1			1019

Terminal line-up diagram

F12_001

Part number					
Mounting rail			Strip label	End angle rear	End plate
Terminal					
Part number	Type number	Cross-section	Terminal label	Jumper	Cover
WEI.8731720000	ZTR 2.5/3AN	2.5			
WEI.8731720000	ZTR 2.5/3AN	2.5			

=V1WC4+V1UC15-XD53



			Date	11/26/2022	Volvo Trucks North America	Valiant TMS	Terminal line-up diagram =V1WC4+V1UC15-XD53	Drawing name: =2V05&EFS-EL	=
			Ed.	MKLEPADLO					+
			Appr		P6700 Firewall - Cell 2V05			Document type: ETT	Project nr: 22-16143
Modification	Date	Name	Original		Replacement of / Replaced by	Scale 1:1			Page 81 / 1019

Terminal line-up diagram

F12_001

Part number					
Mounting rail			Strip label	End angle rear	End plate
Terminal					
Part number	Type number	Cross-section	Terminal label	Jumper	Cover
WEI.8731720000	ZTR 2.5/3AN	2.5			
WEI.8731720000	ZTR 2.5/3AN	2.5			

=V1WC4+V1UC15-XD54



			Date	11/26/2022	Volvo Trucks North America		Valiant TMS	Terminal line-up diagram =V1WC4+V1UC15-XD54	Drawing name: =2V05&EFS-EL	=
			Ed.	MKLEPADLO						+
			Appr		P6700 Firewall - Cell 2V05				Document type: ETT	Project nr: 22-16143
Modification	Date	Name	Original		Replacement of	Replaced by	Scale 1:1			Page 82 / 1019

Terminal line-up diagram

F12_001

Part number					
Mounting rail			Strip label	End angle rear	End plate
Terminal					
Part number	Type number	Cross-section	Terminal label	Jumper	Cover
WEI.8731720000	ZTR 2.5/3AN	2.5			
WEI.1608800000	ZAP/TW 3				
WEI.9540000000	ZEW 35				
WEI.8731720000	ZTR 2.5/3AN	2.5			
WEI.8731720000	ZTR 2.5/3AN	2.5			
WEI.8731720000	ZTR 2.5/3AN	2.5			
WEI.8731720000	ZTR 2.5/3AN	2.5			
WEI.8731720000	ZTR 2.5/3AN	2.5			
WEI.8731720000	ZTR 2.5/3AN	2.5			
WEI.8731720000	ZTR 2.5/3AN	2.5			
WEI.8731720000	ZTR 2.5/3AN	2.5			
WEI.8731720000	ZTR 2.5/3AN	2.5			
WEI.8731720000	ZTR 2.5/3AN	2.5			
WEI.8731720000	ZTR 2.5/3AN	2.5			
WEI.8731720000	ZTR 2.5/3AN	2.5			
WEI.8731720000	ZTR 2.5/3AN	2.5			
WEI.8731720000	ZTR 2.5/3AN	2.5			

=V1WC4+V1UC32-XD11

	1	
	2	
	3	
	4	
	5	
	6	
	7	
	11	
	12	
	13	
	14	
	15	
	16	
	17	

			Date	11/26/2022	Volvo Trucks North America	Valiant TMS	Terminal line-up diagram =V1WC4+V1UC32-XD11	Drawing name: =2V05&EFS-EL	=
			Ed.	MKLEPADLO					+
			Appr		P6700 Firewall - Cell 2V05			Document type: ETT	Project nr: 22-16143
Modification	Date	Name	Original		Replacement of / Replaced by	Scale 1:1			Page 83 / 1019

Terminal line-up diagram

F12_001

Part number					
Mounting rail			Strip label	End angle rear	End plate
Terminal					
Part number	Type number	Cross-section	Terminal label	Jumper	Cover
WEI.8731720000	ZTR 2.5/3AN	2.5			
WEI.1608800000	ZAP/TW 3				
WEI.9540000000	ZEW 35				
WEI.8731720000	ZTR 2.5/3AN	2.5			
WEI.8731720000	ZTR 2.5/3AN	2.5			
WEI.8731720000	ZTR 2.5/3AN	2.5			
WEI.8731720000	ZTR 2.5/3AN	2.5			
WEI.8731720000	ZTR 2.5/3AN	2.5			
WEI.8731720000	ZTR 2.5/3AN	2.5			
WEI.8731720000	ZTR 2.5/3AN	2.5			
WEI.8731720000	ZTR 2.5/3AN	2.5			
WEI.8731720000	ZTR 2.5/3AN	2.5			
WEI.8731720000	ZTR 2.5/3AN	2.5			
WEI.8731720000	ZTR 2.5/3AN	2.5			
WEI.8731720000	ZTR 2.5/3AN	2.5			
WEI.8731720000	ZTR 2.5/3AN	2.5			
WEI.8731720000	ZTR 2.5/3AN	2.5			

=V1WC4+V1UC33-XD11

	1	
	2	
	3	
	4	
	5	
	6	
	7	
	11	
	12	
	13	
	14	
	15	
	16	
	17	

			Date	11/26/2022	Volvo Trucks North America	Valiant TMS	Terminal line-up diagram =V1WC4+V1UC33-XD11	Drawing name: =2V05&EFS-EL	= +
			Ed.	MKLEPADLO	P6700 Firewall - Cell 2V05				
			Appr			Scale 1:1		Document type: ETT	Project nr: 22-16143
Modification	Date	Name	Original		Replacement of / Replaced by				Page 84 / 1019

Terminal line-up diagram

F12_001

Part number					
Mounting rail			Strip label	End angle rear	End plate
Terminal					
Part number	Type number	Cross-section	Terminal label	Jumper	Cover
WEI.1608520000	ZDU 2.5 BL	2.5 mm²			
WEI.1608740000	ZAP/TW 1				
WEI.9540000000	ZEW 35				
WEI.1608520000	ZDU 2.5 BL	2.5 mm²			
WEI.1608520000	ZDU 2.5 BL	2.5 mm²			
WEI.1608520000	ZDU 2.5 BL	2.5 mm²			
WEI.1608520000	ZDU 2.5 BL	2.5 mm²			
WEI.1608520000	ZDU 2.5 BL	2.5 mm²			
WEI.1608520000	ZDU 2.5 BL	2.5 mm²			
WEI.1608520000	ZDU 2.5 BL	2.5 mm²			
WEI.1608520000	ZDU 2.5 BL	2.5 mm²			
WEI.1608520000	ZDU 2.5 BL	2.5 mm²			

=V1PZ1PF1+V1UC61-XD11

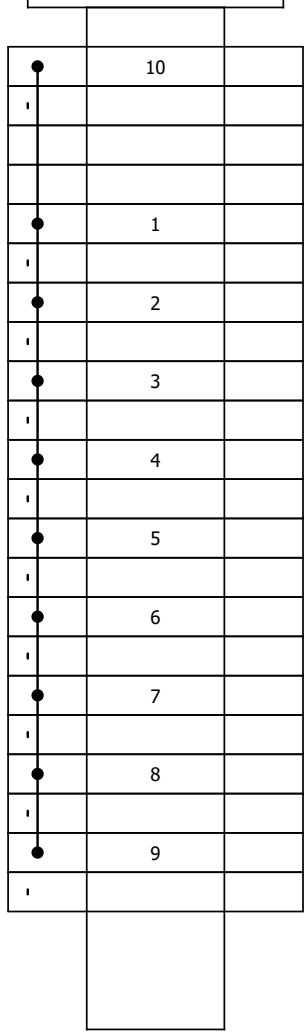

			Date	11/26/2022	Volvo Trucks North America		Valiant TMS	Terminal line-up diagram =V1PZ1PF1+V1UC61-XD11	Drawing name: =2V05&EFS-EL	=	
			Ed.	MKLEPADLO						+	
			Appr		P6700 Firewall - Cell 2V05				Document type: ETT	Project nr: 22-16143	Page 85
Modification	Date	Name	Original		Replacement of	Replaced by	Scale 1:1				1019

Terminal line-up diagram

F12_001

Part number					
Mounting rail			Strip label	End angle rear	End plate
Terminal					
Part number	Type number	Cross-section	Terminal label	Jumper	Cover
WEI.1608520000	ZDU 2.5 BL	2.5 mm²			
WEI.1608740000	ZAP/TW 1				
WEI.9540000000	ZEW 35				
WEI.1608520000	ZDU 2.5 BL	2.5 mm²			
WEI.1608520000	ZDU 2.5 BL	2.5 mm²			
WEI.1608520000	ZDU 2.5 BL	2.5 mm²			
WEI.1608520000	ZDU 2.5 BL	2.5 mm²			
WEI.1608520000	ZDU 2.5 BL	2.5 mm²			
WEI.1608520000	ZDU 2.5 BL	2.5 mm²			
WEI.1608520000	ZDU 2.5 BL	2.5 mm²			
WEI.1608520000	ZDU 2.5 BL	2.5 mm²			
WEI.1608520000	ZDU 2.5 BL	2.5 mm²			

=V1PZ1PF2+V1UC62-XD11

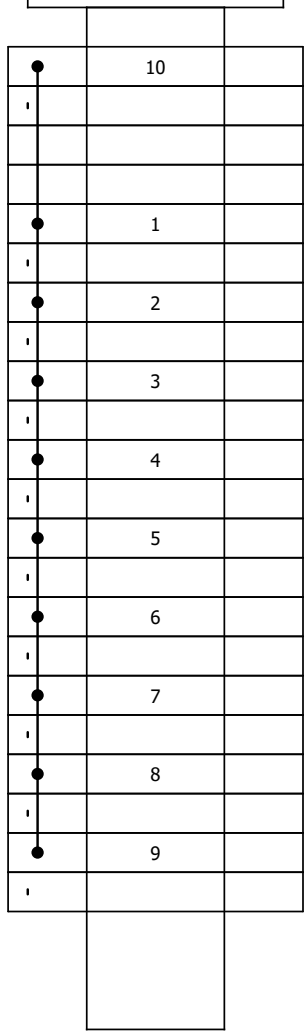

&EXX/1

			Date	11/26/2022	Volvo Trucks North America		Valiant TMS	Terminal line-up diagram =V1PZ1PF2+V1UC62-XD11	Drawing name: =2V05&EFS-EL	=	
			Ed.	MKLEPADLO						+	
			Appr		P6700 Firewall - Cell 2V05				Document type: ETT	Project nr: 22-16143	Page 86
Modification	Date	Name	Original		Replacement of	Replaced by	Scale 1:1				1019

Summarized parts list

F02_001

Order number	Quantity	Description Designation	Type number Part number	Manufacturer Supplier	Unit price	Total price	Pos
	9 Piece	Mounting rail EN 50 022 (35x7,5)	TS 35_7,5 TS 35_7,5		0.00	0.00	
1SFA619550R1051	4 PCE	EMERGENCY STOP CE4T-10R-02	CE4T-10R-02 ABB.1SFA619550R1051	ABB ABB	0.00	0.00	
1SFA616915R1005	4 Piece	LEGEND PLATET KTC15-1005	KTC15-1005 ABB.1SFA616915R1005	ABB	0.00	0.00	
	0					0.00	
ECGB5	3 Piece	Ground bar kit, 5 positions.	ECGB5 US2.ECGB5	SIE SIE	0.00	0.00	
C1.5LG6	3 ft	Wiring Duct Covers, PVC	C1.5LG6 PAN.C1.5LG6	PAN PAN	0.00	0.00	
C1LG6	3 ft	Wiring Duct Covers, PVC	C1LG6 PAN.C1LG6	PAN PAN	0.00	0.00	
G1.5X4LG6	3 ft	Wide Slotted Wiring Duct, PVC	G1.5X4LG6 PAN.G1.5X4LG6	PAN PAN	0.00	0.00	
G1X4LG6	3 ft	Wide Slotted Wiring Duct, PVC	G1X4LG6 PAN.G1X4LG6	PAN PAN	0.00	0.00	
6ES5710-8MA11	1	STAND.SECTIONAL RAIL 35MM, LENGTH 483MM	6ES5710-8MA11 SIE.6ES5710-8MA11	SIE Siemens AG	0.00	0.00	
5386050	1 pc(s).	PC PC enclosure system, WHD: 800x1600x600 mm, Sheet steel	PC.5386050 RIT.5386050	RIT RIT	0.00	0.00	
	1		TS 8617.580		0.00	0.00	
	1		TS 8640.003		0.00	0.00	
	1		TS 8640.033		0.00	0.00	
E4PBG	2 piece	Pushbutton Enclosure, Type 12, 4PB, 22.5mm holes, 10.00Hx3.25Wx2.75D, Gray, Steel	E4PBG HOF.E4PBG	HOFFMAN HOFFMAN	0.00	0.00	
ASPBG	2 piece	Hol-Sealers Hole Seal, 1.22" diameter, Gray, Steel	ASPBG ASPBG	HOFFMAN HOFFMAN	0.00	0.00	
6ES7517-3FP00-0AB0	1	CPU 1517F-3 PN/DP, 3MB PROG., 8MB DATA	6ES7517-3FP00-0AB0 SIE.6ES7517-3FP00-0AB0	SIE SIE	0.00	0.00	
6ES7590-1AC40-0AA0	1	MOUNTING RAIL 245MM (9.6")	6ES7590-1AC40-0AA0 SIE.6ES7590-1AC40-0AA0	SIE SIE	0.00	0.00	
6ES7155-6AA01-0BN0	8	ET 200SP, IM155-6PN ST INCL. BA 2XRJ45	6ES7155-6AA01-0BN0 SIE.6ES7155-6AA01-0BN0	SIE SIE	0.00	0.00	

			Date	12/12/2022	Volvo Trucks North America	Valiant TMS	Summarized parts list : TS 35_7,5 - SIE.6ES7155-6AA01-0BN0	Drawing name: =2V05&EFS-EL	=	
			Ed.	MKLEPADLO					+	
			Appr		P6700 Firewall - Cell 2V05			Document type: EXX	Project nr: 22-16143	Page 1
Modification	Date	Name	Original		Replacement of / Replaced by	Scale 1:1				1019

Summarized parts list

F02_001

Order number	Quantity	Description Designation	Type number Part number	Manufacturer Supplier	Unit price	Total price	Pos
6ES7131-6BH01-0BA0	15	ET 200SP, DI 16x 24V DC ST, PU 1	6ES7131-6BH01-0BA0 SIE.6ES7131-6BH01-0BA0	SIE SIE	0.00	0.00	
6ES7132-6BH01-0BA0	7	ET 200SP, DQ 16x 24V DC/0,5A ST, PU 1	6ES7132-6BH01-0BA0 SIE.6ES7132-6BH01-0BA0	SIE SIE	0.00	0.00	
6ES7136-6BA01-0CA0	3	ET 200SP, El-Mod., F-DI 8x24VDC HF	6ES7136-6BA01-0CA0 SIE.6ES7136-6BA01-0CA0	SIE SIE	0.00	0.00	
6GK5615-0AA00-2AA2	1	SCALANCE S615	6GK5615-0AA00-2AA2 SIE.6GK5615-0AA00-2AA2	SIE SIE	0.00	0.00	
6GK5216-0BA00-2AC2	5	SCALANCE XC216	6GK5216-0BA00-2AC2 SIE.6GK5216-0BA00-2AC2	SIE SIE	0.00	0.00	
RJ45S FKSDED 423-1M	78	Profinet cable - RJ45 plug to M12 Female receptacle; 1m long	RJ45S FKSDED 423-1M TUR.RJ45S FKSDED 423-1M	TURCK TURCK	0.00	0.00	
	2		4000-73000-0180000		0.00	0.00	
8WD4408-0AA	3 piece	Signaling column connection element for pipe mounting incl. end cover and base	8WD4408-0AA SIE.8WD4408-0AA	SIE SIE	0.00	0.00	
8WD4420-0EA2	3 piece	Signaling column multifunctional siren element different sounds can be set 24 V	8WD4420-0EA2 SIE.8WD4420-0EA2	SIE	0.00	0.00	
8WD4420-5AB	3 piece	Signaling column continuous light element LED red, 24 V AC/DC	8WD4420-5AB SIE.8WD4420-5AB	SIE SIE	0.00	0.00	
8WD4420-5AC	3 piece	Signaling column continuous light element LED green, 24 V AC/DC	8WD4420-5AC SIE.8WD4420-5AC	SIE SIE	0.00	0.00	
1SFA619100R1022	3 PCE	PUSHBUTTON CP1-10G-20	CP1-10G-20 ABB.1SFA619100R1022	ABB ABB	0.00	0.00	
1SFA619100R1023	3 PCE	PUSHBUTTON CP1-10Y-20	CP1-10Y-20 ABB.1SFA619100R1023	ABB ABB	0.00	0.00	
1SFA619100R1111	1 PCE	PUSHBUTTON CP1-11R-10 24V AC/DC	CP1-11R-10 ABB.1SFA619100R1111	ABB ABB	0.00	0.00	
1SFA619100R1026	1 PCE	PUSHBUTTON CP1-10B-20	CP1-10B-20 ABB.1SFA619100R1026	ABB ABB	0.00	0.00	
1SFA619100R1118	3 PCE	PUSHBUTTON CP1-11C-10	CP1-11C-10 ABB.1SFA619100R1118	ABB ABB	0.00	0.00	
1SFA619200R1016	1 PCE	SELECTOR SWITCH C2SS1-10B-10	C2SS1-10B-10 ABB.1SFA619200R1016	ABB ABB	0.00	0.00	
2CDS271337R0104	2 PCE	Miniature Circuit Breaker - SU200 M - 1P - C - 10 A	SU201M-C10 ABB.2CDS271337R0104	ABB ABB	0.00	0.00	
6EP19612BA41	1	4x3-10A	6EP1961-2BA41 SIE.6EP1961-2BA41	SIE SIE	0.00	0.00	

Summarized parts list

F02_001

Order number	Quantity	Description Designation	Type number Part number	Manufacturer Supplier	Unit price	Total price	Pos
6EP4134-3AB00-2AY0	1	SITOP UPS1600	6EP4134-3AB00-2AY0 SIE.6EP4134-3AB00-2AY0	SIE	0.00	0.00	
6EP4134-0GB00-0AY0	1	SITOP UPS1100	6EP4134-0GB00-0AY0 SIE.6EP4134-0GB00-0AY0	SIE SIE	0.00	0.00	
6EP3336-7SB00-3AX0	7	SITOP PSU6200 1ph 24 V/20 A	6EP3336-7SB00-3AX0 SIE.6EP3336-7SB00-3AX0	SIE	0.00	0.00	
BS 8251-0/PG9	1 piece	MALE 5-PIN M12 FIELD ATTACHABLE CONNECTOR	BS 8251-0/PG9 TUR.BS 8251-0/PG9	TURCK TURCK	0.00	0.00	
EMPD3FBCB-025A-M	23		EMPD3FBCB-025A-M EMPD3FBCB-025A-M	Electro-Matic Electro-Matic	0.00	0.00	
1625891	20 piece	Inductive sensor	NI50U-CK40-AP6X2-H1141/S1590 W/BS4_A TUR.1625891	TUR Turck	0.00	0.00	
VB2-FSM 4.4/2FKM 4/S3450	65	Y splitter	U2-30676 TUR.VB2-FSM 4.4/2FKM 4/S3450	TURCK TURCK	0.00	0.00	
548755	0	Bus node	CPX-FB33 FES.548755	FES FES	0.00	0.00	
550208	0	Interlinking block	CPX-M-GE-EV-S-7/8-5POL FES.550208	FES FES	0.00	0.00	
549335	0	Manifold block	CPX-M-AB-8-M12X2-5POL FES.549335	FES FES	0.00	0.00	
1324638	112 piece	Inductive sensor Monitoring Kit for Power Clamps	1324638 TUN.1324638	TUNKERS TUNKERS	0.00	0.00	
1650110	4 piece	Inductive sensor Monitoring Kit for Power Clamps	NI2-Q6.5-0.16-BDS-2AP6X3-H1141/S34 TUR.1650110	TURCK TURCK	0.00	0.00	
2CMA193115R1000	16	Surface socket-outlet	ABB.2CMA193115R1000	ABB ABB	0.00	0.00	
WWS001A	29	4-Wire, 4-Pin, DC M12 X 1 (PNP)	WWS001A WEL.WWS001A	WEL WEL	0.00	0.00	
1324633	4 piece	Inductive sensor Monitoring Kit for Power Clamps	1324633 TUN.1324633	TUNKERS TUNKERS	0.00	0.00	
1324644	30 piece	Inductive sensor Monitoring Kit for Power Clamps	1324644 TUN.1324644	TUNKERS TUNKERS	0.00	0.00	
EMPD3FBCB-030A-M	2		EMPD3FBCB-030A-M EMPD3FBCB-030A-M	Electro-Matic Electro-Matic	0.00	0.00	
	3		SICK.1100408			0.00	
SLSCP30-1200P44NT	4	EZ-Screen System	SLSCP30-1200P44NT BAN.SLSCP30-1200P44NT	BANNER BANNER	0.00	0.00	

Summarized parts list

F02_001

Order number	Quantity	Description Designation	Type number Part number	Manufacturer Supplier	Unit price	Total price	Pos
MGB-L2B-PNA-L-121863	3 Piece	SWITCH	MGB-L2B-PNA-L-121863 EUC.MGB-L2B-PNA-L-121863	EUCHNER EUCHNER	0.00	0.00	
MGB-H-AA1A2-L-106221	3 Piece	HANDLE	MGB-H-AA1A2-L-106221 EUC.MGB-H-AA1A2-L-106221	EUCHNER EUCHNER	0.00	0.00	
MGB-A-MOUNTINGPLATE-H-109491	6 Piece	MOUNTING PLATE	MGB-A-MOUNTINGPLATE-H-109491 EUC.MGB-A-MOUNTINGPLATE-H-109491	EUCHNER EUCHNER	0.00	0.00	
MGB-E-A2-106051	6 Piece	ESCAPE RELEASE	MGB-E-A2-106051 EUC.MGB-E-A2-106051	EUCHNER EUCHNER	0.00	0.00	
MGB-L2B-PNA-R-121859	3 Piece	SWITCH	MGB-L2B-PNA-R-121859 EUC.MGB-L2B-PNA-R-121859	EUCHNER EUCHNER	0.00	0.00	
MGB-H-AA1A2-R-106049	3 Piece	HANDLE	MGB-H-AA1A2-R-106049 EUC.MGB-H-AA1A2-R-106049	EUCHNER EUCHNER	0.00	0.00	
541254	3	Manifold block	CPX-AB-4-M12X2-5POL-R FES.541254	FES FES	0.00	0.00	
1644979	29 piece	Inductive sensor	BI4U-MT12E-AP6X-H1141/S1589 TUR.1644979	TUR Turck	0.00	0.00	
1627297	47 piece	Inductive sensor	BI20U-CA40-AP6X2-H1141/S1590W/BS2.0 TUR.1627297	TUR Turck	0.00	0.00	
1662098	2 piece	Inductive sensor	BI8U-Q08-AP6X2-1-RS4T/S1589 TUR.1662098	TUR Turck	0.00	0.00	
4570890	6 piece	Inductive sensor	BI2-CRS260-AP4X2-H1141/S34 TUR.4570890	TUR Turck	0.00	0.00	
	3		TUN.1329440			0.00	
WWA001A	3	-Wire, 4-Pin, DC M12 X 1 (PNP)	WWA001A WEL.WWA001A	WEL WEL	0.00	0.00	
D-M9PW	8 piece	Inductive sensor Monitoring Kit for Power Clamps	D-M9PW SMC.D-M9PW	SMC SMC	0.00	0.00	
1652920	10 piece	Inductive sensor	NI15U-MT18M-AP6X2-H1141/S1589 TUR.1652920	TURCK TURCK	0.00	0.00	
U2109-9	3 piece	TEE, 5-PIN MINI, STANDARD KEYWAY	RSM-2RKM 50 TUR.RSM-2RKM 50	TURCK TURCK	0.00	0.00	
BS 4151-0/9	6 piece	5 PIN MINI FIELD ATTACHABLE, FEMALE, STRAIGHT	BS 4151-0/9 TUR.BS 4151-0/9	TURCK TURCK	0.00	0.00	
72294	3 piece	Discrete Q60: Proximity Mode	Q60BB6LAF1400QPMA BAN.72294	BANNER BANNER	0.00	0.00	
	12		TUR.16447411			0.00	

Summarized parts list

F02_001

Order number	Quantity	Description Designation	Type number Part number	Manufacturer Supplier	Unit price	Total price	Pos
6ES7136-6BA00-0CA0	9	ET 200SP, El-Mod., F-DI 8x24VDC HF	6ES7136-6BA00-0CA0 SIE.6ES7136-6BA00-0CA0	SIE	0.00	0.00	
6ES7136-6DB00-0CA0	8	ET 200SP, El-Mod., F-DQ 4xDC 24V/2A	6ES7136-6DB00-0CA0 SIE.6ES7136-6DB00-0CA0	SIE	0.00	0.00	
6ES7136-6RA00-0BF0	16	ET 200SP, F-RQ 1x24VDC/24..230VAC/5A ST	6ES7136-6RA00-0BF0 SIE.6ES7136-6RA00-0BF0	SIE	0.00	0.00	
6ES7193-6BP20-0BF0	16	BASEUNIT TYPE F0, BU20-P8+A4+0B	6ES7193-6BP20-0BF0 SIE.6ES7193-6BP20-0BF0	SIE SIE	0.00	0.00	
6ES7193-6BP00-0DA0	4	BASEUNIT TYPE A0, BU15-P16+A0+2D	6ES7193-6BP00-0DA0 SIE.6ES7193-6BP00-0DA0	SIE SIE	0.00	0.00	
	2		SIE.6GK1900-0AB10			0.00	
8WD4420-5AD	2 piece	Signaling column continuous light element LED yellow, 24 V AC/DC	8WD4420-5AD SIE.8WD4420-5AD	SIE SIE	0.00	0.00	
8WD4420-5AF	2 piece	Signaling column continuous light element LED blue, 24 V AC/DC	8WD4420-5AF SIE.8WD4420-5AF	SIE SIE	0.00	0.00	
1574000	2 piece	Small enclosures KX	KX.1574000 RIT.1574000	RIT	0.00	0.00	
RSF 106-2M/14.5/NPT/CS16486	2	RECEPTACLE 1-1/8" MINIFAST 10P MALE 2M	RSF 106-2M/14.5/NPT/CS16486 TUR.RSF 106-2M/14.5/NPT/CS16486	TURCK TURCK	0.00	0.00	
6AV2124-0QC02-0AX1	4	SIMATIC HMI TP1500 COMFORT	6AV2124-0QC02-0AX1 SIE.6AV2124-0QC02-0AX1	SIE SIE	0.00	0.00	
6315450	2 piece	Compact enclosure AX	AX.6315450 RIT.6315450	RIT RIT	0.00	0.00	
6106500	2 piece	Pedestal, open	CP.6106500 RIT.6106500	RIT RIT	0.00	0.00	
6206300	2 piece	Coupling CP 60	CP.6206300 RIT.6206300	RIT RIT	0.00	0.00	
5051300	4 pc(s).	Accessory bag, for AX	AX.5051300 RIT.5051300	RIT RIT	0.00	0.00	
5051375	2 pc(s).	Mounting plate, for AX	AX.5051375 RIT.5051375	RIT RIT	0.00	0.00	
6AV2124-0GC01-0AX0	4	SIMATIC HMI TP700 COMFORT	6AV2124-0GC01-0AX0 SIE.6AV2124-0GC01-0AX0	SIE SIE	0.00	0.00	
6315150	2 piece	Compact enclosure AX	AX.6315150 RIT.6315150	RIT RIT	0.00	0.00	
5051368	2 pc(s).	Mounting plate, for AX	AX.5051368 RIT.5051368	RIT RIT	0.00	0.00	

Summarized parts list

F02_001

Order number	Quantity	Description Designation	Type number Part number	Manufacturer Supplier	Unit price	Total price	Pos
RSF 50-1M/NPT	4	RECEPTACLE MINI 5P MALE 1M	RSF 50-1M/NPT TUR.RSF 50-1M/NPT	TURCK TURCK	0.00	0.00	
RJ45S FKSDED 423-0.5M	4	Profinet cable - RJ45 plug to M12 Female receptacle; 0.5m long	RJ45S FKSDED 423-0.5M TUR.RJ45S FKSDED 423-0.5M	TURCK TURCK	0.00	0.00	
SSA-EBM-12EB1Q8OTBB	2 piece	Push-to-Stop, Twist-to-Release Electro-Mechanical Push Buttons	SSA-EBM Series BAN.SSA-EBM-12EB1Q8OTBB	BANNER BANNER	0.00	0.00	
802T-AMP	1	NEMA Limit Switch - NEMA Type 4 & 13 Oiltight Construction	802T-AMP A-B.802T-AMP	A-B A-B	0.00	0.00	
1627297	2 piece	Inductive sensor With WeldGuard™ coating	BI20U-CA40-AP6X2-H1141/S1590W/BS2.0 TUR.BI20U-CA40-AP6X2-H1141/S1590W/BS2.0	TURCK TURCK	0.00	0.00	
1635291	3 piece	Inductive sensor	BI5U-MT18-AP6X2-H1141/S395/S1589 TUR.1635291	TURCK TURCK	0.00	0.00	
55339	1 Piece	MVK-MPNIO DI8 DO8 FSU	MVK-MPNIO DI8 DO8 FSU MURR.55339	MURR MURR	0.00	0.00	
3VA5195-6ED31-0AA0	2	MCCB_UL_FS125_15A_3P_65KA_TM_ FTFM	3VA5195-6ED31-0AA0 SIE.3VA5195-6ED31-0AA0	SIE SIE	0.00	0.00	
3VA9977-0TA20	2	BREAKER DATA SERVER, COM100	3VA9977-0TA20 SIE.3VA9977-0TA20	SIE SIE	0.00	0.00	
7KM9300-0AE02-0AA0	2 Piece	Switched Ethernet PROFINET Module V3	7KM9300-0AE02-0AA0 SIE.7KM9300-0AE02-0AA0	SIE	0.00	0.00	
3VA6225-6KP31-0AA0	2	MCCB_UL_FS250_250A_3P_65KA_ETU8_LSI	3VA6225-6KP31-0AA0 SIE.3VA6225-6KP31-0AA0	SIE SIE	0.00	0.00	
3VA9177-0TB10	2	COMMUNICATION MODULE COM060	3VA9177-0TB10 SIE.3VA9177-0TB10	SIE SIE	0.00	0.00	
PTN102-3K	2 Piece	Transformer	PTN102-3K PTN102-3K	POWERTRAN POWERTRAN	0.00	0.00	
R-3W2MT-LMF	2 piece	Multi-Environment Voltage Indicator and Safe-Test Point Combination Unit Multi-Vertical/Flange Warning Label	R-3W2MT-LMF GT.R-3W2MT-LMF	GT	0.00	0.00	
3VA5120-6ED31-0AA0	2	MCCB_UL_FS125_20A_3P_65KA_TM_ FTFM	3VA5120-6ED31-0AA0 SIE.3VA5120-6ED31-0AA0	SIE SIE	0.00	0.00	
PTN102-7.5K	2 Piece	Transformer	PTN102-7.5K PTN102-7.5K	POWERTRAN POWERTRAN	0.00	0.00	
CPB-E2G06-03	0	3P DISTRIBUTION BLOCK 2 LINE / 6 LOAD	CPB-E2G06-03 CPB-E2G06-03	SYNDEVCO SYNDEVCO	0.00	0.00	
HCG-E2G06	0	3P GROUND BLOCK 2 LINE / 6 LOAD	HCG-E2G06 HCG-E2G06	SYNDEVCO SYNDEVCO	0.00	0.00	
MB-231-03	3	3P DISTRIBUTION BLOCK 1 LINE / 4 LOAD	MB-231-03 MB-231-03	SYNDEVCO SYNDEVCO	0.00	0.00	

Summarized parts list

F02_001

Order number	Quantity	Description Designation	Type number Part number	Manufacturer Supplier	Unit price	Total price	Pos
STGS-3D-3D	3	3P GROUND BLOCK 3 LINE / 3 LOAD	STGS-3D-3D STGS-3D-3D	SYNDEVCO SYNDEVCO	0.00	0.00	
5SJ4120-7HG41	2	CIRCUIT BREAKER 240V 14KA, 1-POLE, C, 20A, D=70MM	5SJ4120-7HG41 SIE.5SJ4120-7HG41	SIE SIE	0.00	0.00	
5ST3010-0HG	20	AUXILARY SWITCH 1NO1NC UL489	5ST3010-0HG SIE.5ST3010-0HG	SIE SIE	0.00	0.00	
5SJ4110-7HG41	2	CIRCUIT BREAKER 240V 14KA, 1-POLE, C, 10A, D=70MM	5SJ4110-7HG41 SIE.5SJ4110-7HG41	SIE SIE	0.00	0.00	
5SJ4103-7HG41	4	CIRCUIT BREAKER 240V 14KA, 1-POLE, C, 3A, D=70MM	5SJ4103-7HG41 SIE.5SJ4103-7HG41	SIE SIE	0.00	0.00	
5SJ4116-7HG41	14	CIRCUIT BREAKER 240V 14KA, 1-POLE, C, 16A, D=70MM	5SJ4116-7HG41 SIE.5SJ4116-7HG41	SIE SIE	0.00	0.00	
5SJ4106-7HG41	3	CIRCUIT BREAKER 240V 14KA, 1-POLE, C, 6A, D=70MM	5SJ4106-7HG41 SIE.5SJ4106-7HG41	SIE SIE	0.00	0.00	
1SNL317510R0000	8	DBL175 Series Distribution Block	1SNL317510R0000 1SNL317510R0000	ENTRELEC ENTRELEC	0.00	0.00	
P-P11#2R2-K3RD5	4 piece	Panel Interface Connector with USB Type A/F to USB Type A/M [QTY: 1]; Category 5e; P-P11#2R2-K3RD5; Panel Mount Housing; UL Type 4; Duplex Outlet; 5 Amp Circuit Breaker	P-P11#2R2-K3RD5 GT_N.P-P11#2R2-K3RD5	GT_N GT_N	0.00	0.00	
5SJ4130-7HG41	1	CIRCUIT BREAKER 240V 14KA, 1-POLE, C, 30A, D=70MM	5SJ4130-7HG41 SIE.5SJ4130-7HG41	SIE SIE	0.00	0.00	
6EP4438-7FB00-3DX0	8	SITOP SEL1200 8 x 10A	6EP4438-7FB00-3DX0 SIE.6EP4438-7FB00-3DX0	SIE	0.00	0.00	
2CDS271517R0357	4 PCE	Miniature Circuit Breaker MCBs - S200UDC - Number of Poles 1 - Tripping Characteristic K	S201UDC-K5 ABB.2CDS271517R0357	ABB ABB	0.00	0.00	
SETS8205SID5	7	Golvskåp TS 8 sidskåp	TS8 RIT.SETS8205SID5	RIT RIT	0.00	0.00	
805371	1 piece	K50L Series Daylight Visible Indicators	K50L2RGB7QP BAN.805371	BANNER BANNER	0.00	0.00	
SMB30A	1	Mounting kit	SMB30A BAN.32723	BANNER BANNER	0.00	0.00	

Terminal-strip overview

F14_001

Terminal strip	Terminal strip definition text	Terminals					Graphical page of terminal diagrams
		first	last	Total PE	Total N	Total number	
=KF0KF1+UC31-PC1		DVI		0	0	4	
=KF0KF1+UC31-PH1		DVI	DVI	0	0	1	
=KF0WC3+UC31-XD1		L1	PE	0	0	5	
=KF0WC3+UC31-XD2		1L1	PE	0	0	5	
=KF0WC4+UC31-XD11		1	13	0	0	6	
=KF0WC4+UC31-XD12		1	14	0	0	8	
=KF0WC4+UC31-XD13		1	13	0	0	6	
=KF0WC4+UC31-XD14		1	14	0	0	8	

Terminal-strip overview

F14_001

Terminal strip	Terminal strip definition text	Terminals					Graphical page of terminal diagrams
		first	last	Total PE	Total N	Total number	
=V1WC1+V1UC11-PE		PE	PE	0	0	1	
=V1WC2+V1UC11-XD1		1	16	0	0	16	
=V1WC2+V1UC11-XD2		1	8	0	0	8	
=V1WC2+V1UC11-XD3		1	5	0	0	5	
=V1WC3+V1UC11-XD1		1	4	0	0	4	
=V1WC3+V1UC11-XD2		1	8	0	0	8	
=V1WC3+V1UC11-XD3		1	8	0	0	8	
=V1WC4+V1UC11-KF11.14		1	4	0	0	4	
=V1WC4+V1UC11-XD5		1	1	0	0	1	
=V1WC4+V1UC11-XD6		1	1	0	0	1	
=V1WC4+V1UC11-XD10		1	15	0	0	15	
=V1WC4+V1UC11-XD11		1	1	0	0	1	
=V1WC4+V1UC11-XD12		1	2	0	0	2	
=V1WC4+V1UC11-XD13		1	8	0	0	8	
=V1WC4+V1UC11-XD14		1	2	0	0	2	
=V1WC4+V1UC11-XD20		1	8	0	0	8	
=V1WC4+V1UC11-XD51		1	2	0	0	2	
=V1WC4+V1UC11-XD52		1	2	0	0	2	
=V1WC4+V1UC11-XD53		1	2	0	0	2	
=V1WC4+V1UC11-XD54		1	2	0	0	2	

Terminal-strip overview

F14_001

Terminal strip	Terminal strip definition text	Terminals					Graphical page of terminal diagrams
		first	last	Total PE	Total N	Total number	
=V1WC1+V1UC12-PE		PE	PE	0	0	1	
=V1WC2+V1UC12-XD1		1	16	0	0	16	
=V1WC2+V1UC12-XD2		1	8	0	0	8	
=V1WC2+V1UC12-XD3		1	5	0	0	5	
=V1WC3+V1UC12-XD1		1	4	0	0	4	
=V1WC3+V1UC12-XD2		1	12	0	0	12	
=V1WC3+V1UC12-XD3		1	9	0	0	9	
=V1WC4+V1UC12-KF12.14		1	4	0	0	4	
=V1WC4+V1UC12-XD5		1	1	0	0	1	
=V1WC4+V1UC12-XD6		1	1	0	0	1	
=V1WC4+V1UC12-XD10		1	15	0	0	16	
=V1WC4+V1UC12-XD11		1	1	0	0	1	
=V1WC4+V1UC12-XD12		1	2	0	0	2	
=V1WC4+V1UC12-XD13		1	9	0	0	9	
=V1WC4+V1UC12-XD14		1	2	0	0	2	
=V1WC4+V1UC12-XD20		1	8	0	0	8	
=V1WC4+V1UC12-XD51		1	2	0	0	2	
=V1WC4+V1UC12-XD52		1	2	0	0	2	
=V1WC4+V1UC12-XD53		1	2	0	0	2	
=V1WC4+V1UC12-XD54		1	2	0	0	2	

Terminal-strip overview

F14_001

Terminal strip	Terminal strip definition text	Terminals					Graphical page of terminal diagrams
		first	last	Total PE	Total N	Total number	
=V1WC3+V1UC14-XD1		L1	PE	0	0	5	
=V1WC4+V1UC14-KF14.12		1	4	0	0	4	
=V1WC4+V1UC14-XD5		1	1	0	0	1	
=V1WC4+V1UC14-XD6		1	1	0	0	1	
=V1WC4+V1UC14-XD10		1	17	0	0	17	
=V1WC4+V1UC14-XD11		1	1	0	0	1	
=V1WC4+V1UC14-XD12		1	2	0	0	2	
=V1WC4+V1UC14-XD13		1	1	0	0	1	
=V1WC4+V1UC14-XD14		1	2	0	0	2	
=V1WC4+V1UC14-XD15		1	1	0	0	1	
=V1WC4+V1UC14-XD16		1	1	0	0	1	
=V1WC4+V1UC14-XD17		1	1	0	0	1	
=V1WC4+V1UC14-XD18		1	1	0	0	1	
=V1WC4+V1UC14-XD51		1	2	0	0	2	
=V1WC4+V1UC14-XD52		1	2	0	0	2	
=V1WC4+V1UC14-XD53		1	2	0	0	2	
=V1WC4+V1UC14-XD54		1	2	0	0	2	

Terminal-strip overview

F14_001

Terminal strip	Terminal strip definition text	Terminals					Graphical page of terminal diagrams
		first	last	Total PE	Total N	Total number	
=V1WC3+V1UC15-XD1		L1	PE	0	0	5	
=V1WC4+V1UC15-KF15.12		1	4	0	0	4	
=V1WC4+V1UC15-XD5		1	1	0	0	1	
=V1WC4+V1UC15-XD6		1	1	0	0	1	
=V1WC4+V1UC15-XD10		1	18	0	0	18	
=V1WC4+V1UC15-XD11		1	1	0	0	1	
=V1WC4+V1UC15-XD12		1	2	0	0	2	
=V1WC4+V1UC15-XD13		1	1	0	0	1	
=V1WC4+V1UC15-XD14		1	2	0	0	2	
=V1WC4+V1UC15-XD15		1	2	0	0	2	
=V1WC4+V1UC15-XD16		1	1	0	0	1	
=V1WC4+V1UC15-XD17		1	1	0	0	1	
=V1WC4+V1UC15-XD18		1	1	0	0	1	
=V1WC4+V1UC15-XD51		1	2	0	0	2	
=V1WC4+V1UC15-XD52		1	2	0	0	2	
=V1WC4+V1UC15-XD53		1	2	0	0	2	
=V1WC4+V1UC15-XD54		1	2	0	0	2	

Terminal-strip overview

F14_001

Terminal strip	Terminal strip definition text	Terminals					Graphical page of terminal diagrams
		first	last	Total PE	Total N	Total number	
=V1WC4+V1UC32-XD11		1	17	0	0	14	

			Date	12/2/2022	Volvo Trucks North America	Valiant TMS	Terminal-strip overview : =V1WC4+V1UC32-XD11 - =V1WC4+V1UC32-XD11	Drawing name:	=
			Ed.	MKLEPADLO					+
			Appr		P6700 Firewall - Cell 2V05			Document type: EYY	Project nr: 22-16143
Modification	Date	Name	Original		Replacement of / Replaced by	Scale 1:1			Page 6 / 1019

Terminal-strip overview

F14_001

Terminal strip	Terminal strip definition text	Terminals					Graphical page of terminal diagrams
		first	last	Total PE	Total N	Total number	
=V1WC4+V1UC33-XD11		1	17	0	0	14	

Terminal-strip overview

F14_001

Terminal strip	Terminal strip definition text	Terminals					Graphical page of terminal diagrams
		first	last	Total PE	Total N	Total number	
=V1PZ1PF1+V1UC61-XD11		10	9	0	0	20	

			Date	12/2/2022	Volvo Trucks North America	Valiant TMS	Terminal-strip overview : =V1PZ1PF1+V1UC61-XD11 - =V1PZ1PF1+V1UC61-XD11	Drawing name: = +
			Ed.	MKLEPADLO	P6700 Firewall - Cell 2V05	Scale 1:1		Document type: EYY / Project nr: 22-16143 / Page 8 / 1019
			Appr					
Modification	Date	Name	Original		Replacement of / Replaced by			

Terminal-strip overview

F14_001

Terminal strip	Terminal strip definition text	Terminals					Graphical page of terminal diagrams
		first	last	Total PE	Total N	Total number	
=V1PZ1PF2+V1UC62-XD11		10	9	0	0	20	

			Date	12/2/2022	Volvo Trucks North America	Valiant TMS	Terminal-strip overview : =V1PZ1PF2+V1UC62-XD11 - =V1PZ1PF2+V1UC62-XD11	Drawing name:	=
			Ed.	MKLEPADLO					+
			Appr		P6700 Firewall - Cell 2V05			Document type: EYY	Project nr: 22-16143
Modification	Date	Name	Original		Replacement of / Replaced by	Scale 1:1			Page 9 / 1019

1	2	3	4	5	6	7	8	9	10

MODIFIED DRAWINGS NOT REVISED IN THE ORIGINAL				DRAWINGS FOR REVISION			REPLACE AFTER REV. BY ORIGINAL		
DATE	SIGN.	DRAWING NR:	SHEET NR:	DATE	SIGN.	REV. AV	DATE	SIGN.	REV.

1	2	3	4	5	6	7	8	9	10

LATEST REVISION

REV.	DATE	SIGN.	DRAWING NR:	SHEET NR:
1	2022-10-31	KMAFFRE	&EFS=KH0+KH0	1,2,3,4,5,6,7,8,9,10
1	2022-10-20	KMAFFRE	&EFS=KH3+KH3	1,2
1	2022-10-20	KMAFFRE	&EFS=V1KF1+V1UC12	12
1	2022-10-20	KMAFFRE	&EFS=V1KF1+V1UC14	9
1	2022-10-31	KMAFFRE	&EFS=V1KF1+V1UC15	2,9
1	2022-10-20	KMAFFRE	&EFS=V1PF1WC3+V1PF1UC01	1
1	2022-10-20	KMAFFRE	&EFS=V1WC3+V1UC12	2
1	2022-10-20	KMAFFRE	&EFS=V1WC4+V1UC12	5
1	2022-10-20	KMAFFRE	&EFS=V1WC4+V1UC14	7
1	2022-10-31	KMAFFRE	&EFS=V1WC4+V1UC15	6,7,8,9
1	2022-11-10	MKLEPADLO	&EFS=V1GL1KF1+V1GL1	1,2,3,4
1	2022-11-10	MKLEPADLO	&EFS=V1GL1WC4+V1GL1	1
1	2022-11-10	MKLEPADLO	&EFS=V1GL2KF1+V1GL2	1,2,3,4
1	2022-11-10	MKLEPADLO	&EFS=V1GL2WC4+V1GL2	1
1	2022-11-16	KMAFFRE	&EFS=V1KF1+V1UC11	12
1	2022-11-16	KMAFFRE	&EFS=V1WC4+V1UC11	5
1	2022-11-16	KMAFFRE	&EFA=FQ99V1+V1	1,2,3,4,5,6,7,8,9,10,11,12,13

1 3

			Date	11/26/2022	Volvo Trucks North America		Valiant TMS	Amendment page	Drawing name: =2V05&EFS-EL	=	
			Ed.	MKLEPADLO						+	
			Appr		P6700 Firewall - Cell 2V05				Document type: EAZ	Project nr: 22-16143	Page 2
Modification	Date	Name	Original		Replacement of	Replaced by	Scale 1:10				1019

1	2	3	4	5	6	7	8	9	10

LATEST REVISION

REV.	DATE	SIGN.	DRAWING NR:	SHEET NR:
2	2022-11-26	MKLEPADLO	&EFS=V1GL1UQ51UQ1+V1GL1UQ51UQ1	1
2	2022-11-26	MKLEPADLO	&EFS=V1GL1UQ51UQ6+V1GL1UQ51UQ6	1
2	2022-11-26	MKLEPADLO	&EFS=V1GL1UQ51UQ12+V1GL1UQ51UQ12	1
2	2022-11-26	MKLEPADLO	&EFS=V1PF1WC3+V1PF1UC01	1
2	2022-11-26	MKLEPADLO	&EFS=V1BX11WC3+V1BX11UC01	1

2 4

			Date	11/26/2022	Volvo Trucks North America	Valiant TMS	Amendment page	Drawing name: =2V05&EFS-EL	=
			Ed.	MKLEPADLO					+
			Appr		P6700 Firewall - Cell 2V05			Document type: EAZ	Project nr: 22-16143
Modification	Date	Name	Original		Replacement of	Replaced by	Scale 1:10		Page 3 / 1019

1	2	3	4	5	6	7	8	9	10

LATEST REVISION

REV.	DATE	SIGN.	DRAWING NR:	SHEET NR:
3	2022-12-06	MKLEPADLO	&EFS=V1UN1BG0+V1UN1	1
3	2022-12-06	MKLEPADLO	&EFS=V1UN1KF1+V1UN1	10

3 5

			Date	12/6/2022	Volvo Trucks North America	Valiant TMS	Amendment page	Drawing name: =2V05&EFS-EL	=
			Ed.	MKLEPADLO					+
			Appr		P6700 Firewall - Cell 2V05			Document type: EAZ	Project nr: 22-16143	Page 4
Modification	Date	Name	Original		Replacement of / Replaced by	Scale 1:10				1019

1	2	3	4	5	6	7	8	9	10

LATEST REVISION

REV.	DATE	SIGN.	DRAWING NR:	SHEET NR:
4	2022-12-16	KMAFFRE	&EFS=KF0SF1+UC31	1
4	2022-12-16	KMAFFRE	&EFS=KF0KF1+UC31	21
4	2022-12-16	KMAFFRE	&EFS=V1KF1+V1UC32	5
4	2022-12-16	KMAFFRE	&EFS=V1KF1+V1UC33	5
4	2022-12-16	KMAFFRE	&EFS=V1SF0PG1+V1UC32	2
4	2022-12-16	KMAFFRE	&EFS=V1SF0PG2+V1UC33	2
4	2022-12-16	KMAFFRE	&ELU=KF0+UC31	3
4	2022-12-16	KMAFFRE	&ELU=V1SF0PG1+V1UC32	1
4	2022-12-16	KMAFFRE	&ELU=V1SF0PG2+V1UC33	1

4

			Date	12/16/2022	Volvo Trucks North America	Valiant TMS	Amendment page	Drawing name: =2V05&EFS-EL	=
			Ed.	KMAFFRE					+
			Appr		P6700 Firewall - Cell 2V05			Document type: EAZ	Project nr: 22-16143
Modification	Date	Name	Original		Replacement of / Replaced by	Scale 1:10			Page 5 / 1019