Valiant TMS

Company / customer	Volvo Trucks NA
Project description	P6700 Rear Wall - Cell 2V06
drawing number	22-16148
Commission	Volvo Trucks North America

Manufacturer (company)	Valiant TMS
Project name	=2V06&EFS_EL
Type	P6700 Rear Wall - Cell 2V06

Created on 3/7/2022
Edit date 12/22/2022 by (short name) KMAFFRE Number of pages 1460

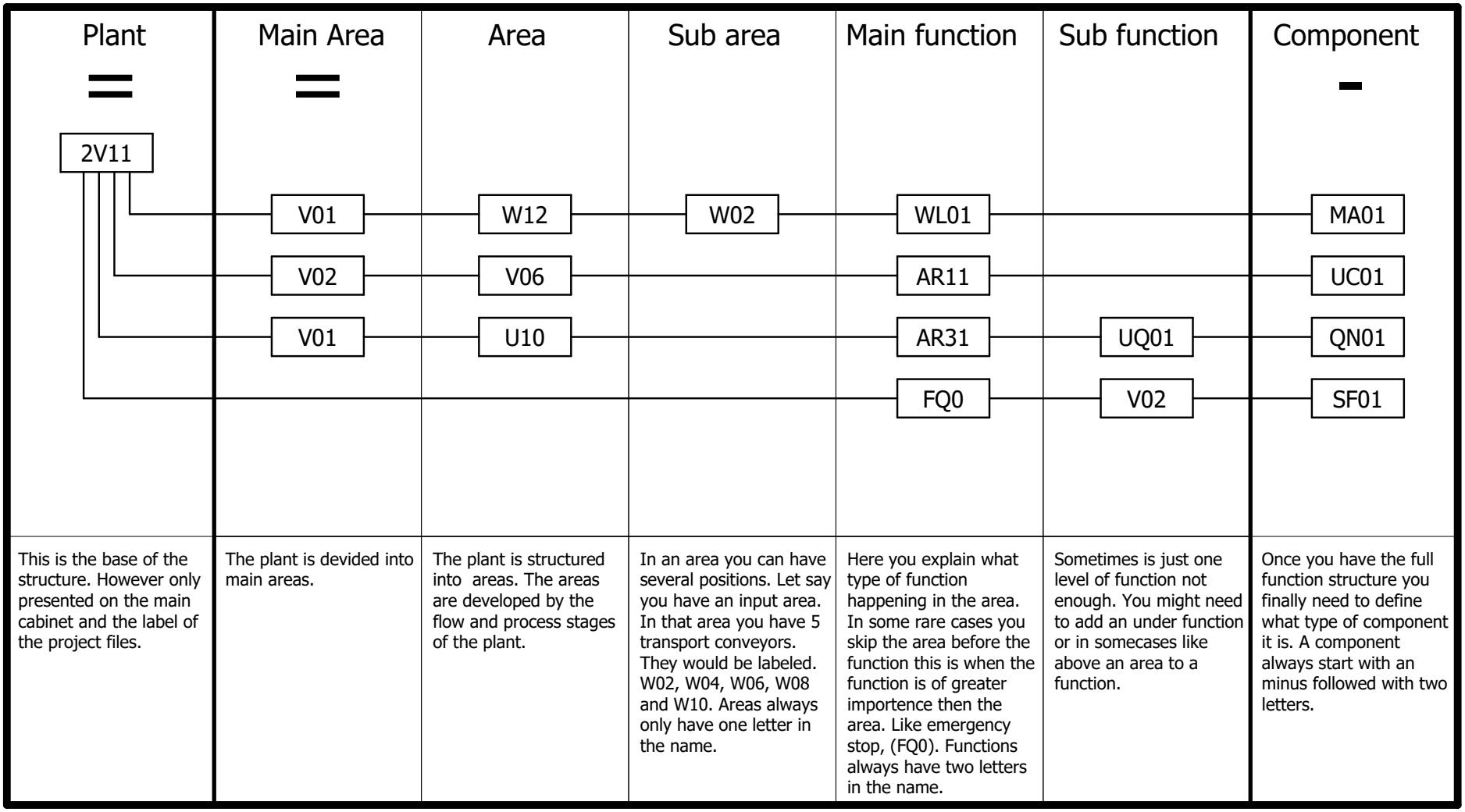

			Date	9/17/2022	Volvo Trucks North America		Valiant TMS	Project structure	Drawing name: =2V06&EFS-EL	=		
			Ed.	MKLEPADLO						+		
			Appr		P6700 Rear Wall - Cell 2V06				Document type: EAA	Project nr: 22-16148	Page	2
Modification	Date	Name	Original		Replacement of	Replaced by	Scale 1:1					1460

1. VLU letter codes.

- Our interpretation of IEC 81346-2 is presented in the Excel document: "VLU 81346-2 (interpretation)"

2. Colour coding

Description	**Colour**	**IEC 60204**	**Minimum area**
Power circuits 400/230 VAC	Black	bk	1,5mm²
Control circuit 230 VAC	Red	rd	1,0mm²
Control circuit 24 VAC	Red	rd	1,0mm²
Control circuit 24 VDC	Dark blue	bu	1,0mm²
Control circuit before main switch or external control signals	Orange	og	1,5mm²
Protective conductor PE (Earth)	Green/yellow	gnye	1,5mm²
Neutral	Light blue	bu	1,5mm²
Test leads	Blue	bu	1,5mm²
EX safe circuit	Medium blue	bu	1,5mm²
Shield	Transparent	sh	1,5mm²

Purpose

This document is made to avoid any misconcenptions about the standards we have to uphold regarding equipment grounding connections in compliance with the electrical regulations contained in NEC 250.119.

Fundemental principles

All equipment bonding connections originate from one grounding block, which is mounted either on the outside or directly on the main cabinet. This block is then connected with a minimum size 6 AWG green/yellow wire from the main cabinets grounding bar, this wire is labled (GND1).

From this block a network of green/yellow wiring is spread across the plant. At every bonding connection point a 10 AWG wire composed of a tapp-off clamp as well as a cableharness is used to connect the surface to the bonding network.

Equipment Bonding example

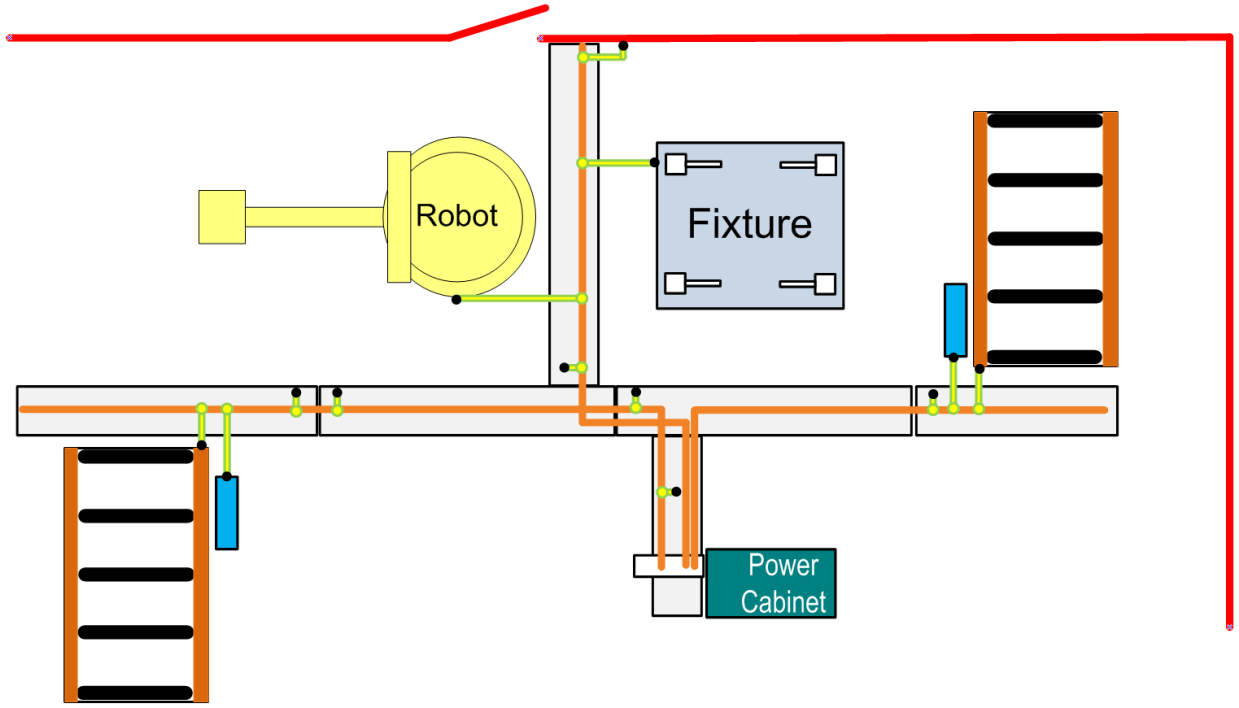

PLC Card Naming:

The following chart shall be used to cross-reference the naming of PLC cards in PDP & RIO enclosures. This chart is generic and not every enclosure will exist in this package.

Enc Type	Number	Slot 1	Slot 2	Slot 3	Slot 4	Slot 5	Slot 6	Slot 7	Slot 8	Slot 9	Slot 10	Slot 11	Slot 12	Slot 13	Slot 14
PDP	**UC11 PDP1**														
	UC11	KF11.11	KF11.12	KF11.13	KF11.14	KF11.31	KF11.32	KF11.21	KF11.41	KF11.42	KF11.51	KF11.52	KF11.53	KF11.54	
		DI x16	DI x16	DI x16	DI x16	F-DI x 8	F-DI x 8	DQ x16	F-DQ x 4	F-DQ x 4	F-RQ x 1	F-RQ x 1	F-RQ x 1	F-RQ x 1	
		IB 50..51	IB 52..53	IB 54..55	IB 56..57	IB 5050..5055	IB 5056..5061		IB 5062..5066	IB 5067..5071	IB 5072	IB 5073	IB 5074	IB 5075	
						QB 5050..5053	QB 5056..5059	QB 50..51	QB 5062..5066	QB 5067..5071					
	UC12 PDP2														
	UC12	KF12.11	KF12.12	KF12.13	KF12.14	KF12.31	KF12.32	KF12.21	KF12.41	KF12.42	KF12.51	KF12.52	KF12.53	KF12.54	
		DI x16	DI x16	DI x16	DI x16	F-DI x 8	F-DI x 8	DQ x16	F-DQ x 4	F-DQ x 4	F-RQ x 1	F-RQ x 1	F-RQ x 1	F-RQ x 1	
		IB 80..81	IB 82..83	IB 84..85	IB 86..87	IB 5080..5085	IB 5086..5091		IB 5092..5096	IB 5097..5101	IB 5102	IB 5103	IB 5104	IB 5105	
						QB 5080..5083	QB 5086..5089	QB 80..81	QB 5092..5096	QB 5097..5101					
	UC13 PDP3														
	UC13	KF13.11	KF13.12	KF13.13	KF13.14	KF13.31	KF13.32	KF13.21	KF13.41	KF13.42	KF13.51	KF13.52	KF13.53	KF13.54	
		DI x16	DI x16	DI x16	DI x16	F-DI x 8	F-DI x 8	DQ x16	F-DQ x 4	F-DQ x 4	F-RQ x 1	F-RQ x 1	F-RQ x 1	F-RQ x 1	
		IB 110..111	IB 112..113	IB 114..115	IB 116..117	IB 5110..5115	IB 5116..5121		IB 5122..5126	IB 5127..5131	IB 5132	IB 5133	IB 5134	IB 5135	
						QB 5110..5113	QB 5116..5119	QB 110..111	QB 5122..5126	QB 5127..5131					
RIO	**UC14 RIO1**														
	UC14	KF14.11	KF14.12	KF14.31	KF14.32	KF14.21	KF14.41	KF14.42	KF14.51	KF14.52	KF14.53	KF14.54			
		DI x16	DI x16	F-DI x 8	F-DI x 8	DQ x16	F-DQ x 4	F-DQ x 4	F-RQ x 1	F-RQ x 1	F-RQ x 1	F-RQ x 1			
		IB 200..201	IB 202..203	IB 5200..5205	IB 5206..5211		IB 5212..5216	IB 5217..5221	IB 5222	IB 5223	IB 5224	IB 5225			
				QB 5200..5203	QB 5206..5209	QB 200..201	QB 5212..5216	QB 5217..5221							
	UC15 RIO2														
	UC15	KF15.11	KF15.12	KF15.31	KF15.32	KF15.21	KF15.41	KF15.42	KF15.51	KF15.52	KF15.53	KF15.54			
		DI x16	DI x16	F-DI x 8	F-DI x 8	DQ x16	F-DQ x 4	F-DQ x 4	F-RQ x 1	F-RQ x 1	F-RQ x 1	F-RQ x 1			
		IB 230..231	IB 232..233	IB 5230..5235	IB 5236..5241		IB 5242..5246	IB 5247..5251	IB 5252	IB 5253	IB 5254	IB 5255			
				QB 5230..5233	QB 5236..5239	QB 230..231	QB 5242..5246	QB 5247..5251							
	UC16 RIO3														
	UC16	KF16.11	KF16.12	KF16.31	KF16.32	KF16.21	KF16.41	KF16.42	KF16.51	KF16.52	KF16.53	KF16.54			
		DI x16	DI x16	F-DI x 8	F-DI x 8	DQ x16	F-DQ x 4	F-DQ x 4	F-RQ x 1	F-RQ x 1	F-RQ x 1	F-RQ x 1			
		IB 260..261	IB 262..263	IB 5260..5265	IB 5266..5271		IB 5272..5276	IB 5277..5281	IB 5282	IB 5283	IB 5284	IB 5285			
				QB 5260..5263	QB 5266..5269	QB 260..261	QB 5272..5276	QB 5287..5281							
	UC17 RIO4														
	UC17	KF17.11	KF17.12	KF17.31	KF17.32	KF17.21	KF17.41	KF17.42	KF17.51	KF17.52	KF17.53	KF17.54			
		DI x16	DI x16	F-DI x 8	F-DI x 8	DQ x16	F-DQ x 4	F-DQ x 4	F-RQ x 1	F-RQ x 1	F-RQ x 1	F-RQ x 1			
		IB 290..291	IB 292..293	IB 5290..5295	IB 5296..5301		IB 5302..5306	IB 5307..5311	IB 5312	IB 5313	IB 5314	IB 5315			
				QB 5290..5293	QB 5296..5299	QB 290..291	QB 5302..5306	QB 5307..5311							

			Date	9/21/2022	Volvo Trucks North America	Valiant TMS	PLC Card Naming	Drawing name: =2V06&EFS-EL	=	
			Ed.	MKLEPADLO					+	
			Appr		P6700 Rear Wall - Cell 2V06			Document type: EAA	Project nr: 22-16148	Page 5
Modification	Date	Name	Original		Replacement of / Replaced by	Scale 1:1				1460

Table of contents

Column X: An automatically generated page was edited

F06_001

Page	Page description	supplementary page field	Date	Edited by	X
&EAA/1	Title page / cover sheet		10/21/2022	MKLEPADLO	
&EAA/2	Project structure	UC11	9/17/2022	MKLEPADLO	
&EAA/3	Letter codes/colors	UC11	9/17/2022	MKLEPADLO	
&EAA/4	Equipment Grounding policy	UC11	9/21/2022	MKLEPADLO	
&EAA/5	PLC Card Naming		9/21/2022	MKLEPADLO	
&EAB/1	Table of contents : &EAA/1 - &EAB/28		12/22/2022	KMAFFRE	
&EAB/2	Table of contents : &EAB/29 - &EFS=KF0KF1+UC31/21		12/22/2022	KMAFFRE	
&EAB/3	Table of contents : &EFS=KF0KF1+UC31/41 - &EFS=V1AR41UQ41BG0+V1AR41UQ41/3		12/16/2022	KMAFFRE	
&EAB/4	Table of contents : &EFS=V1AR41UQ41KF1+V1AR41UQ41/1 - &EFS=V1AR42UQ41UQ2+V1AR42UQ41UQ2/1		12/16/2022	MKLEPADLO	
&EAB/5	Table of contents : &EFS=V1AR42UQ42BG0+V1AR42UQ42/1 - &EFS=V1AR201UQ41KF1+V1AR201UQ41/1		12/16/2022	MKLEPADLO	
&EAB/6	Table of contents : &EFS=V1AR201UQ41KF1+V1AR201UQ41/2 - &EFS=V1FQ1+V1UC11/2		12/16/2022	MKLEPADLO	
&EAB/7	Table of contents : &EFS=V1FQ1+V1UC11/3 - &EFS=V1KF1+V1UC32/2		12/16/2022	MKLEPADLO	
&EAB/8	Table of contents : &EFS=V1KF1+V1UC32/3 - &EFS=V1SF0PG2+V1UC51/1		12/16/2022	KMAFFRE	
&EAB/9	Table of contents : &EFS=V1SF0PG3+V1UC52/1 - &EFS=V1WC1+V1UC161/1		12/16/2022	MKLEPADLO	
&EAB/10	Table of contents : &EFS=V1WC1+V1UC162/1 - &EFS=V1WC4+V1UC11/12		12/16/2022	MKLEPADLO	
&EAB/11	Table of contents : &EFS=V1WC4+V1UC11/13 - &EFS=V1WR1UQ51BG0+V1WR1UQ51/1		12/16/2022	MKLEPADLO	
&EAB/12	Table of contents : &EFS=V1WR1UQ51BG0+V1WR1UQ51/2 - &EFS=V1WR1UQ52UQ6+V1WR1UQ52Q6/1		12/16/2022	MKLEPADLO	
&EAB/13	Table of contents : &EFS=V1WR1UQ52WC4+V1WR1UQ52/1 - &EFS=V2AR41UQ41UQ3+V2AR41UQ41UQ3/1		12/16/2022	MKLEPADLO	
&EAB/14	Table of contents : &EFS=V2AR41UQ42BG0+V2AR41UQ42/1 - &EFS=V2FQ1+V2UC14/4		12/16/2022	MKLEPADLO	
&EAB/15	Table of contents : &EFS=V2FQ1+V2UC46/1 - &EFS=V2KF1+V2UC46/104		12/16/2022	KMAFFRE	
&EAB/16	Table of contents : &EFS=V2KF1+V2UC46/105 - &EFS=V2WC4+V2UC14/6		12/16/2022	KMAFFRE	
&EAB/17	Table of contents : &EFS=V2WC4+V2UC14/7 - &EFS=V2WR1UQ51UQ1+V2WR1UQ51UQ1/1		12/16/2022	MKLEPADLO	
&EAB/18	Table of contents : &EFS=V2WR1UQ51UQ2+V2WR1UQ51UQ2/1 - &EFS=V3AR41UQ41KF1+V3AR41UQ41/1		12/16/2022	MKLEPADLO	
&EAB/19	Table of contents : &EFS=V3AR41UQ41KF1+V3AR41UQ41/2 - &EFS=V3AR191WC1+V3AR191UC01/1		12/16/2022	MKLEPADLO	
&EAB/20	Table of contents : &EFS=V3BX11WC3+V3BX11UC01/1 - &EFS=V3KF1+V3UC11/12		12/22/2022	KMAFFRE	
&EAB/21	Table of contents : &EFS=V3KF1+V3UC11/13 - &EFS=V3KF1+V3UC32/6		12/22/2022	KMAFFRE	
&EAB/22	Table of contents : &EFS=V3KF1+V3UC32/7 - &EFS=V3WC1+V3UC11/1		12/16/2022	KMAFFRE	
&EAB/23	Table of contents : &EFS=V3WC1+V3UC161/1 - &EFS=V3WC4+V3UC11/13		12/22/2022	KMAFFRE	
&EAB/24	Table of contents : &EFS=V3WC4+V3UC11/14 - &EFS=V3WC4+V3UC14/20		12/22/2022	KMAFFRE	
&EAB/25	Table of contents : &EFS=V3WC4+V3UC14/21 - &EFS=V4LB1KF2+V4LB1KF2/10		12/22/2022	KMAFFRE	
&EAB/26	Table of contents : &EFS=V4LB1WC1+V4LB1UC01/1 - &ELU=KF0+UC31/3		12/22/2022	KMAFFRE	
&EAB/27	Table of contents : &ELU=V1PZ1PF1+V1UC61/1 - &ELU=V2SF0SF4+V2UC74/1		12/22/2022	KMAFFRE	
&EAB/28	Table of contents : &ELU=V2SF0SF5+V2UC75/1 - &EMC/17		12/22/2022	KMAFFRE	

			Date	12/22/2022	Volvo Trucks North America	Valiant TMS	Table of contents : &EAA/1 - &EAB/28	Drawing name: =2V06&EFS-EL	=	
			Ed.	KMAFFRE					+	
			Appr		P6700 Rear Wall - Cell 2V06			Document type: EAB	Project nr: 22-16148	Page 1
Modification	Date	Name	Original		Replacement of / Replaced by	Scale 1:1				1460

Table of contents

Column X: An automatically generated page was edited

F06_001

Page	Page description	supplementary page field	Date	Edited by	X
&EAB/29	Table of contents : &EMC/18 - &EPB+V1AR41UQ42UQ1.2/1		12/22/2022	KMAFFRE	
&EAB/30	Table of contents : &EPB+V1AR41UQ42UQ1.3/1 - &EPB+V1AR43UQ41UQ2.5/1		12/22/2022	KMAFFRE	
&EAB/31	Table of contents : &EPB+V1AR43UQ41UQ2.6/1 - &EPB+V1UC46/1		12/22/2022	KMAFFRE	
&EAB/32	Table of contents : &EPB+V1UC47/1 - &EPB+V1WR1UQ51/1		12/22/2022	KMAFFRE	
&EAB/33	Table of contents : &EPB+V1WR1UQ51UQ1.1/1 - &EPB+V1WR1UQ52UQ1.4/1		12/22/2022	KMAFFRE	
&EAB/34	Table of contents : &EPB+V1WR1UQ52UQ2.1/1 - &EPB+V1WR2UQ51UQ2.6/1		12/22/2022	KMAFFRE	
&EAB/35	Table of contents : &EPB+V1WR2UQ51UQ3.1/1 - &EPB+V2AR41XQ11UC01/1		12/22/2022	KMAFFRE	
&EAB/36	Table of contents : &EPB+V2CL1/1 - &EPB+V2WR1UQ52UQ2.2/1		12/22/2022	KMAFFRE	
&EAB/37	Table of contents : &EPB+V2WR1UQ52UQ3.1/1 - &EPB+V3AR42UQ42UQ1.4/1		12/22/2022	KMAFFRE	
&EAB/38	Table of contents : &EPB+V3AR42XQ11UC01/1 - &EPB+V3UQ52UQ2.3/1		12/22/2022	KMAFFRE	
&EAB/39	Table of contents : &EPB+V3UQ52UQ2.4/1 - &EPB+V4WR1UQ51UQ1.1/1		12/22/2022	KMAFFRE	
&EAB/40	Table of contents : &EPB+V4WR1UQ51UQ1.2/1 - &ETT/13		12/22/2022	KMAFFRE	
&EAB/41	Table of contents : &ETT/14 - &ETT/46		12/22/2022	KMAFFRE	
&EAB/42	Table of contents : &ETT/47 - &ETT/79		12/22/2022	KMAFFRE	
&EAB/43	Table of contents : &ETT/80 - &ETT/112		12/22/2022	KMAFFRE	
&EAB/44	Table of contents : &ETT/113 - &EYY/18		12/22/2022	KMAFFRE	
&EAB/45	Table of contents : &EYY/19 - &EAZ/5		12/22/2022	KMAFFRE	
&EFA=FQ99V1+V1/1	EQUIPMENT BONDING	12	12/14/2022	MKLEPADLO	
&EFA=FQ99V1+V1/2	EQUIPMENT BONDING	12	12/14/2022	MKLEPADLO	
&EFS=FQ0V1SF1S01+V1UC32/1	Emergency stop +V1SF1S01UC32		12/14/2022	MKLEPADLO	
&EFS=FQ0V2SF1S01+V2UC32/1	Emergency stop +V2SF1S01UC32		12/14/2022	MKLEPADLO	
&EFS=FQ0V3SF1S01+V3UC32/1	Emergency stop +V3SF1S01UC32		12/14/2022	MKLEPADLO	
&EFS=KF0FQ0+UC31/1	Operating box UC91 MOP		9/17/2022	MKLEPADLO	
&EFS=KF0KF1+UC31/1	CPU 1517-F-3PN/DP, Failsafe		12/12/2022	MKLEPADLO	
&EFS=KF0KF1+UC31/2	Cell interface S615		12/12/2022	MKLEPADLO	
&EFS=KF0KF1+UC31/3	Switch, Scalance XC216		9/17/2022	MKLEPADLO	
&EFS=KF0KF1+UC31/6	MOP, PC		9/17/2022	MKLEPADLO	
&EFS=KF0KF1+UC31/10	Network overview		12/12/2022	MKLEPADLO	
&EFS=KF0KF1+UC31/11	IM 155 PN		12/12/2022	MKLEPADLO	
&EFS=KF0KF1+UC31/12	ET200S Wiring DI		9/17/2022	MKLEPADLO	
&EFS=KF0KF1+UC31/14	ET200S Wiring DO		9/17/2022	MKLEPADLO	
&EFS=KF0KF1+UC31/18	ET200S Wiring F-DI		9/17/2022	MKLEPADLO	
&EFS=KF0KF1+UC31/21	ET200S Cross-reference Input module		12/16/2022	KMAFFRE	

Table of contents

Column X: An automatically generated page was edited

F06_001

Page	Page description	supplementary page field	Date	Edited by	X
&EFS=KF0KF1+UC31/41	ET200S Cross-reference Output module		9/17/2022	MKLEPADLO	
&EFS=KF0KF1+UC31/81	ET200S Cross-reference Safe input module		9/17/2022	MKLEPADLO	
&EFS=KF0PZ1+UC31/1	Indication column		9/17/2022	MKLEPADLO	
&EFS=KF0SF1+UC31/1	Operating box UC91 MOP		12/16/2022	KMAFFRE	
&EFS=KF0SF1+UC31/2	Operating box UC92 MOP		9/18/2022	MKLEPADLO	
&EFS=KF0WC3+UC31/1	Incomming power supply 120 VAC		10/12/2022	MKLEPADLO	
&EFS=KF0WC3+UC31/2	Outlet PLC 120VAC		9/17/2022	MKLEPADLO	
&EFS=KF0WC3+UC31/3	Monitoring 120VAC		9/17/2022	MKLEPADLO	
&EFS=KF0WC4+UC31/1	Power distribution 24VDC		9/17/2022	MKLEPADLO	
&EFS=KF0WC4+UC31/2	Power distribution, UPS		12/12/2022	MKLEPADLO	
&EFS=KF0WC4+UC31/3	Power distribution 24VDC 1L+		9/17/2022	MKLEPADLO	
&EFS=KF0WC4+UC31/4	Power distribution 24VDC 2L+		9/17/2022	MKLEPADLO	
&EFS=KF0WC4+UC31/5	Power distribution 24VDC 3L+		9/17/2022	MKLEPADLO	
&EFS=KF0WC4+UC31/6	Power distribution 24VDC 4L+		9/18/2022	MKLEPADLO	
&EFS=KH0+KH0/1	Incoming air supply (Main)		10/28/2022	MKLEPADLO	
&EFS=KH0+KH0/2	Incoming air supply (S010-LT1 Fixture)		10/28/2022	MKLEPADLO	
&EFS=KH0+KH0/3	Incoming air supply (S010-LT2 Fixture)		10/28/2022	MKLEPADLO	
&EFS=KH0+KH0/4	Incoming air supply (S020 Turntable)		10/28/2022	MKLEPADLO	
&EFS=KH0+KH0/5	Incoming air supply (S030 Turntable)		10/31/2022	KMAFFRE	
&EFS=KH0+KH0/6	Incoming air supply (S035 Turntable)		10/28/2022	MKLEPADLO	
&EFS=KH0+KH0/7	Incoming air supply (S040 Turntable)		10/28/2022	MKLEPADLO	
&EFS=KH0+KH0/8	Incoming air supply (S060 Fixture)		10/28/2022	MKLEPADLO	
&EFS=KH0+KH0/9	Incoming air supply (S080 Fixture)		10/31/2022	KMAFFRE	
&EFS=KH0+KH0/10	Incoming air supply (S080 Date Scribe)		10/31/2022	KMAFFRE	
&EFS=KH3+KH3/1	Incoming water supply (Filter)		12/14/2022	MKLEPADLO	
&EFS=KH3+KH3/2	Incoming water supply (Main)		12/14/2022	MKLEPADLO	
&EFS=V1AR21KF1+V1AR21UC01/1	Incoming Profinet		12/14/2022	MKLEPADLO	
&EFS=V1AR21WC1+V1AR21UC01/1	Incoming power		12/14/2022	MKLEPADLO	
&EFS=V1AR21XQ11WC1+V1AR21XQ11UC01/1	Incoming power		12/14/2022	MKLEPADLO	
&EFS=V1AR41KF1+V1AR41UC01/1	Incoming Profinet		12/14/2022	MKLEPADLO	
&EFS=V1AR41UQ41BG0+V1AR41UQ41/1	SENSORS		12/14/2022	MKLEPADLO	
&EFS=V1AR41UQ41BG0+V1AR41UQ41/2	SENSORS		12/14/2022	MKLEPADLO	
&EFS=V1AR41UQ41BG0+V1AR41UQ41/3	SENSORS		12/14/2022	MKLEPADLO	

Table of contents

Column X: An automatically generated page was edited

F06_001

Page	Page description	supplementary page field	Date	Edited by	X
&EFS=V1AR41UQ41KF1+V1AR41UQ41/1	24VDC SUPPLY AND PROFINET HANDLING MODULE		12/14/2022	MKLEPADLO	
&EFS=V1AR41UQ41KF1+V1AR41UQ41/2	CONNECTING MOD. FOR MPA MANIFOLD		12/14/2022	MKLEPADLO	
&EFS=V1AR41UQ41KF1+V1AR41UQ41/3	I/O MOD. DI16 (8 x M12) FOR MPA		12/14/2022	MKLEPADLO	
&EFS=V1AR41UQ41KF1+V1AR41UQ41/4	I/O MOD. DI16 (8 x M12) FOR MPA		12/14/2022	MKLEPADLO	
&EFS=V1AR41UQ41KF1+V1AR41UQ41/5	CONNECTING MOD. FOR FESTO DQ		12/14/2022	MKLEPADLO	
&EFS=V1AR41UQ41KF1+V1AR41UQ41/6	Safety sensors (on tool stand)		9/17/2022	MKLEPADLO	
&EFS=V1AR41UQ41UQ1+V1AR41UQ41UEJ1	FESTO DQ CONNECTION QN1		12/14/2022	MKLEPADLO	
&EFS=V1AR41UQ41UQ2+V1AR41UQ41UEJ2	FESTO DQ CONNECTION QN2		12/14/2022	MKLEPADLO	
&EFS=V1AR41UQ42BG0+V1AR41UQ42/1	SENSORS		12/14/2022	MKLEPADLO	
&EFS=V1AR41UQ42BG0+V1AR41UQ42/2	SENSORS		12/14/2022	MKLEPADLO	
&EFS=V1AR41UQ42BG0+V1AR41UQ42/3	SENSORS		12/14/2022	MKLEPADLO	
&EFS=V1AR41UQ42KF1+V1AR41UQ42/1	24VDC SUPPLY AND PROFINET HANDLING MODULE		12/14/2022	MKLEPADLO	
&EFS=V1AR41UQ42KF1+V1AR41UQ42/2	CONNECTING MOD. FOR MPA MANIFOLD		12/14/2022	MKLEPADLO	
&EFS=V1AR41UQ42KF1+V1AR41UQ42/3	I/O MOD. DI16 (8 x M12) FOR MPA		12/14/2022	MKLEPADLO	
&EFS=V1AR41UQ42KF1+V1AR41UQ42/4	I/O MOD. DI16 (8 x M12) FOR MPA		12/14/2022	MKLEPADLO	
&EFS=V1AR41UQ42KF1+V1AR41UQ42/6	CONNECTING MOD. FOR FESTO DQ		12/14/2022	MKLEPADLO	
&EFS=V1AR41UQ42KF1+V1AR41UQ42/7	Safety sensors (on tool stand)		9/17/2022	MKLEPADLO	
&EFS=V1AR41UQ42UQ1+V1AR41UQ42UEJ1	FESTO DQ CONNECTION QN1		12/14/2022	MKLEPADLO	
&EFS=V1AR41UQ42UQ2+V1AR41UQ42UEJ2	FESTO DQ CONNECTION QN2		12/14/2022	MKLEPADLO	
&EFS=V1AR41UR41BG0+V1AR41UR41/1	TOOL STAND SENSORS		12/14/2022	MKLEPADLO	
&EFS=V1AR41UR41KF1+V1AR41UR41/1	MURR MODULE SAFE 16 IN		12/14/2022	MKLEPADLO	
&EFS=V1AR41WC1+V1AR41UC01/1	Incoming power		12/14/2022	MKLEPADLO	
&EFS=V1AR41XQ11WC1+V1AR41XQ11UC01/1	Incoming power		12/14/2022	MKLEPADLO	
&EFS=V1AR42KF1+V1AR42UC01/1	Incoming Profinet		12/14/2022	MKLEPADLO	
&EFS=V1AR42UQ41BG0+V1AR42UQ41/1	SENSORS		12/14/2022	MKLEPADLO	
&EFS=V1AR42UQ41BG0+V1AR42UQ41/2	SENSORS		12/14/2022	MKLEPADLO	
&EFS=V1AR42UQ41KF1+V1AR42UQ41/1	24VDC SUPPLY AND PROFINET HANDLING MODULE		12/14/2022	MKLEPADLO	
&EFS=V1AR42UQ41KF1+V1AR42UQ41/2	CONNECTING MOD. FOR MPA MANIFOLD		12/14/2022	MKLEPADLO	
&EFS=V1AR42UQ41KF1+V1AR42UQ41/3	I/O MOD. DI16 (8 x M12) FOR MPA		12/14/2022	MKLEPADLO	
&EFS=V1AR42UQ41KF1+V1AR42UQ41/4	CONNECTING MOD. FOR FESTO DQ		12/14/2022	MKLEPADLO	
&EFS=V1AR42UQ41KF1+V1AR42UQ41/5	Safety sensors (on tool stand)		9/17/2022	MKLEPADLO	
&EFS=V1AR42UQ41UQ1+V1AR42UQ41UEJ1	FESTO DQ CONNECTION QN1		12/14/2022	MKLEPADLO	
&EFS=V1AR42UQ41UQ2+V1AR42UQ41UEJ2	FESTO DQ CONNECTION QN2		12/14/2022	MKLEPADLO	

			Date	12/16/2022	Volvo Trucks North America		Valiant TMS	Table of contents : &EFS=V1AR41UQ41KF1+V1AR41UQ41/1 - &EFS=V1AR42UQ41UQ2+V1AR42UQ41UQ2/1	Drawing name:	=	
			Ed.	MKLEPADLO						+	
			Appr		P6700 Rear Wall - Cell 2V06		Scale 1:1		Document type: EAB	Project nr: 22-16148	Page 4
Modification	Date	Name	Original		Replacement of	Replaced by					1460

Table of contents

Column X: An automatically generated page was edited

F06_001

Page	Page description	supplementary page field	Date	Edited by	X
&EFS=V1AR42UQ42BG0+V1AR42UQ42/1	SENSORS		12/14/2022	MKLEPADLO	
&EFS=V1AR42UQ42KF1+V1AR42UQ42/1	24VDC SUPPLY AND PROFINET HANDLING MODULE		12/14/2022	MKLEPADLO	
&EFS=V1AR42UQ42KF1+V1AR42UQ42/2	CONNECTING MOD. FOR MPA MANIFOLD		12/14/2022	MKLEPADLO	
&EFS=V1AR42UQ42KF1+V1AR42UQ42/3	I/O MOD. DI16 (8 x M12) FOR MPA		12/14/2022	MKLEPADLO	
&EFS=V1AR42UQ42KF1+V1AR42UQ42/4	CONNECTING MOD. FOR FESTO DQ		12/14/2022	MKLEPADLO	
&EFS=V1AR42UQ42KF1+V1AR42UQ42/5	Safety sensors (on tool stand)		9/17/2022	MKLEPADLO	
&EFS=V1AR42UQ42UQ1+V1AR42UQ42UE1/1	FESTO DQ CONNECTION QN1		12/14/2022	MKLEPADLO	
&EFS=V1AR42UR41BG0+V1AR42UR41/1	TOOL STAND SENSORS		12/14/2022	MKLEPADLO	
&EFS=V1AR42UR41KF1+V1AR42UR41/1	MURR MODULE SAFE 16 IN		12/14/2022	MKLEPADLO	
&EFS=V1AR42WC1+V1AR42UC01/1	Incoming power		12/14/2022	MKLEPADLO	
&EFS=V1AR42XQ11WC1+V1AR42XQ11UC01/1	Incoming power		12/14/2022	MKLEPADLO	
&EFS=V1AR43KF1+V1AR43UC01/1	Incoming Profinet		12/14/2022	MKLEPADLO	
&EFS=V1AR43UQ41BG0+V1AR43UQ41/1	SENSORS		12/14/2022	MKLEPADLO	
&EFS=V1AR43UQ41KF1+V1AR43UQ41/1	24VDC SUPPLY AND PROFINET HANDLING MODULE		12/14/2022	MKLEPADLO	
&EFS=V1AR43UQ41KF1+V1AR43UQ41/2	CONNECTING MOD. FOR MPA MANIFOLD		12/14/2022	MKLEPADLO	
&EFS=V1AR43UQ41KF1+V1AR43UQ41/3	I/O MOD. DI16 (8 x M12) FOR MPA		12/14/2022	MKLEPADLO	
&EFS=V1AR43UQ41KF1+V1AR43UQ41/4	CONNECTING MOD. FOR FESTO DQ		12/14/2022	MKLEPADLO	
&EFS=V1AR43UQ41KF1+V1AR43UQ41/5	Safety sensors (on tool stand)		9/17/2022	MKLEPADLO	
&EFS=V1AR43UQ41UQ1+V1AR43UQ41UE1/1	FESTO DQ CONNECTION QN1		12/14/2022	MKLEPADLO	
&EFS=V1AR43UQ41UQ2+V1AR43UQ41UE2/1	FESTO DQ CONNECTION QN2		12/14/2022	MKLEPADLO	
&EFS=V1AR43UQ42BG0+V1AR43UQ42/1	SENSORS		12/14/2022	MKLEPADLO	
&EFS=V1AR43UQ42KF1+V1AR43UQ42/1	24VDC SUPPLY AND PROFINET HANDLING MODULE		12/14/2022	MKLEPADLO	
&EFS=V1AR43UQ42KF1+V1AR43UQ42/2	CONNECTING MOD. FOR MPA MANIFOLD		12/14/2022	MKLEPADLO	
&EFS=V1AR43UQ42KF1+V1AR43UQ42/3	I/O MOD. DI16 (8 x M12) FOR MPA		12/14/2022	MKLEPADLO	
&EFS=V1AR43UQ42KF1+V1AR43UQ42/4	CONNECTING MOD. FOR FESTO DQ		12/14/2022	MKLEPADLO	
&EFS=V1AR43UQ42KF1+V1AR43UQ42/5	Safety sensors (on tool stand)		9/17/2022	MKLEPADLO	
&EFS=V1AR43UQ42UQ1+V1AR43UQ42UE1/1	FESTO DQ CONNECTION QN1		12/14/2022	MKLEPADLO	
&EFS=V1AR43UQ42UQ2+V1AR43UQ42UE2/1	FESTO DQ CONNECTION QN2		12/14/2022	MKLEPADLO	
&EFS=V1AR43WC1+V1AR43UC01/1	Incoming power		12/14/2022	MKLEPADLO	
&EFS=V1AR43XQ11WC1+V1AR43XQ11UC01/1	Incoming power		12/14/2022	MKLEPADLO	
&EFS=V1AR201KF1+V1AR201UC01/1	Incoming Profinet		12/14/2022	MKLEPADLO	
&EFS=V1AR201UQ41BG0+V1AR201UQ41/1	SENSORS		12/14/2022	MKLEPADLO	
&EFS=V1AR201UQ41KF1+V1AR201UQ41/1	24VDC SUPPLY AND PROFINET HANDLING MODULE		12/14/2022	MKLEPADLO	

			Date	12/16/2022	Volvo Trucks North America		Valiant TMS	Table of contents : &EFS=V1AR42UQ42BG0+V1AR42UQ42/1 - &EFS=V1AR201UQ41KF1+V1AR201UQ41/1	Drawing name:	=	
			Ed.	MKLEPADLO						+	
			Appr		P6700 Rear Wall - Cell 2V06				Document type: EAB	Project nr: 22-16148	Page 5
Modification	Date	Name	Original		Replacement of	Replaced by	Scale 1:1				1460

Table of contents

Column X: An automatically generated page was edited F06_001

Page	Page description	supplementary page field	Date	Edited by	X
&EFS=V1AR201UQ41KF1+V1AR201UQ41/2	CONNECTING MOD. FOR MPA MANIFOLD		12/14/2022	MKLEPADLO	
&EFS=V1AR201UQ41KF1+V1AR201UQ41/3	I/O MOD. DI16 (8 x M12) FOR MPA		12/14/2022	MKLEPADLO	
&EFS=V1AR201UQ41KF1+V1AR201UQ41/4	CONNECTING MOD. FOR FESTO DQ		12/14/2022	MKLEPADLO	
&EFS=V1AR201UQ41KF1+V1AR201UQ41/5	Safety sensors (on tool stand)		9/17/2022	MKLEPADLO	
&EFS=V1AR201UQ41UQ1+V1AR201UQ41FEST01	FESTO DQ CONNECTION QN1		12/14/2022	MKLEPADLO	
&EFS=V1AR201UQ41UQ2+V1AR201UQ41FEST02	FESTO DQ CONNECTION QN3		12/14/2022	MKLEPADLO	
&EFS=V1AR201UQ42BG0+V1AR201UQ42/1	SENSORS		12/14/2022	MKLEPADLO	
&EFS=V1AR201UQ42KF1+V1AR201UQ42/1	24VDC SUPPLY AND PROFINET HANDLING MODULE		12/14/2022	MKLEPADLO	
&EFS=V1AR201UQ42KF1+V1AR201UQ42/2	CONNECTING MOD. FOR MPA MANIFOLD		12/14/2022	MKLEPADLO	
&EFS=V1AR201UQ42KF1+V1AR201UQ42/3	I/O MOD. DI16 (8 x M12) FOR MPA		12/14/2022	MKLEPADLO	
&EFS=V1AR201UQ42KF1+V1AR201UQ42/4	CONNECTING MOD. FOR FESTO DQ		12/14/2022	MKLEPADLO	
&EFS=V1AR201UQ42KF1+V1AR201UQ42/5	Safety sensors (on tool stand)		9/17/2022	MKLEPADLO	
&EFS=V1AR201UQ42UQ1+V1AR201UQ42FEST01	FESTO DQ CONNECTION QN1		12/14/2022	MKLEPADLO	
&EFS=V1AR201UQ42UQ2+V1AR201UQ42FEST02	FESTO DQ CONNECTION QN2		12/14/2022	MKLEPADLO	
&EFS=V1AR201WC1+V1AR201UC01/1	Incoming power		12/14/2022	MKLEPADLO	
&EFS=V1AR201XQ11WC1+V1AR201XQ11UC01/1	Incoming power		12/14/2022	MKLEPADLO	
&EFS=V1AR201XQ41KF1+V1AR201XQ41/1	CONNECTING MOD. FOR VTSA MANIFOLD		12/14/2022	MKLEPADLO	
&EFS=V1AR201XQ41KF1+V1AR201XQ41/2	CONNECTING MOD. FOR FESTO DQ		12/14/2022	MKLEPADLO	
&EFS=V1AR201XQ41UQ1+V1AR201XQ41FEST01	FESTO DQ CONNECTION QN1		12/14/2022	MKLEPADLO	
&EFS=V1AR201XQ41WC1+V1AR201XQ41UC01/1	Incoming power		12/14/2022	MKLEPADLO	
&EFS=V1FQ1+V1FQ1/1	Door lock sensor -BG1		12/14/2022	MKLEPADLO	
&EFS=V1FQ1+V1FQ1/5	S010-LT1 Light Curtain 1		12/14/2022	MKLEPADLO	
&EFS=V1FQ1+V1FQ1/6	S010-LT1 Light Curtain 2		12/14/2022	MKLEPADLO	
&EFS=V1FQ1+V1FQ1/7	S010-LT2 Light Curtain 1		12/14/2022	MKLEPADLO	
&EFS=V1FQ1+V1FQ1/8	S010-LT2 Light Curtain 2		12/14/2022	MKLEPADLO	
&EFS=V1FQ1+V1FQ1/9	V1-S040/V2-S030 Light Curtain		12/14/2022	MKLEPADLO	
&EFS=V1FQ1+V1FQ1/10	V1-S040/V3-S050 Light Curtain		12/14/2022	MKLEPADLO	
&EFS=V1FQ1+V1FQ1/15	S010 Scanner 1		12/14/2022	MKLEPADLO	
&EFS=V1FQ1+V1FQ1/16	S010 Scanner 2		12/14/2022	MKLEPADLO	
&EFS=V1FQ1+V1FQ1/17	S010 Scanner 3		12/14/2022	MKLEPADLO	
&EFS=V1FQ1+V1FQ1/18	S010 Scanner 4		12/14/2022	MKLEPADLO	
&EFS=V1FQ1+V1UC11/1	Safety power monitoring RQ - KF11.51		12/14/2022	MKLEPADLO	
&EFS=V1FQ1+V1UC11/2	Safety power monitoring RQ - KF11.52		12/14/2022	MKLEPADLO	

Table of contents

Column X: An automatically generated page was edited

F06_001

Page	Page description	supplementary page field	Date	Edited by	X
&EFS=V1FQ1+V1UC11/3	Safety power monitoring RQ - KF11.53		12/14/2022	MKLEPADLO	
&EFS=V1FQ1+V1UC11/4	Safety power monitoring RQ - KF11.54		12/14/2022	MKLEPADLO	
&EFS=V1FQ1+V1UC46/1	Safety power monitoring RQ - KF46.51		12/14/2022	MKLEPADLO	
&EFS=V1FQ1+V1UC46/2	Safety power monitoring RQ - KF46.52		12/14/2022	MKLEPADLO	
&EFS=V1FQ1+V1UC46/3	Safety power monitoring RQ - KF46.53		12/14/2022	MKLEPADLO	
&EFS=V1FQ1+V1UC46/4	Safety power monitoring RQ - KF46.54		12/14/2022	MKLEPADLO	
&EFS=V1FQ1+V1UC47/1	Safety power monitoring RQ - KF47.51		12/14/2022	MKLEPADLO	
&EFS=V1FQ1+V1UC47/2	Safety power monitoring RQ - KF47.52		12/14/2022	MKLEPADLO	
&EFS=V1FQ1+V1UC47/3	Safety power monitoring RQ - KF47.53		12/14/2022	MKLEPADLO	
&EFS=V1FQ1+V1UC47/4	Safety power monitoring RQ - KF47.54		12/14/2022	MKLEPADLO	
&EFS=V1KF1+V1UC11/1	Switch, Scalance XC216		12/14/2022	MKLEPADLO	
&EFS=V1KF1+V1UC11/2	Network Overview		12/14/2022	MKLEPADLO	
&EFS=V1KF1+V1UC11/3	IM 155 PN		12/14/2022	MKLEPADLO	
&EFS=V1KF1+V1UC11/4	ET200S Wiring DI		12/14/2022	MKLEPADLO	
&EFS=V1KF1+V1UC11/5	ET200S Wiring DI		12/14/2022	MKLEPADLO	
&EFS=V1KF1+V1UC11/6	ET200S Wiring F-DI		12/14/2022	MKLEPADLO	
&EFS=V1KF1+V1UC11/7	ET200S Wiring DQ		12/14/2022	MKLEPADLO	
&EFS=V1KF1+V1UC11/8	ET200S Wiring F-DQ		12/14/2022	MKLEPADLO	
&EFS=V1KF1+V1UC11/9	ET200S DI Overview KF11.11		9/17/2022	MKLEPADLO	
&EFS=V1KF1+V1UC11/10	ET200S DI Overview KF11.12		9/17/2022	MKLEPADLO	
&EFS=V1KF1+V1UC11/11	ET200S DI Overview KF11.13		9/17/2022	MKLEPADLO	
&EFS=V1KF1+V1UC11/12	ET200S DI Overview KF11.14		11/18/2022	KMAFFRE	
&EFS=V1KF1+V1UC11/13	ET200S DQ Overview KF11.21		9/20/2022	MKLEPADLO	
&EFS=V1KF1+V1UC11/14	ET200S F-DI Overview KF11.31		9/17/2022	MKLEPADLO	
&EFS=V1KF1+V1UC11/15	ET200S F-DI Overview KF11.32		9/17/2022	MKLEPADLO	
&EFS=V1KF1+V1UC11/16	ET200S F-DQ Overview KF11.41		9/17/2022	MKLEPADLO	
&EFS=V1KF1+V1UC11/17	ET200S F-DQ Overview KF11.42		9/17/2022	MKLEPADLO	
&EFS=V1KF1+V1UC11/18	ET200S F-RQ Overview KF11.51		9/17/2022	MKLEPADLO	
&EFS=V1KF1+V1UC11/19	ET200S F-RQ Overview KF11.52		9/17/2022	MKLEPADLO	
&EFS=V1KF1+V1UC11/20	ET200S F-RQ Overview KF11.53		9/17/2022	MKLEPADLO	
&EFS=V1KF1+V1UC11/21	ET200S F-RQ Overview KF11.54		9/17/2022	MKLEPADLO	
&EFS=V1KF1+V1UC32/1	IM 155 PN		12/14/2022	MKLEPADLO	
&EFS=V1KF1+V1UC32/2	ET200S Wiring DI		12/14/2022	MKLEPADLO	

Table of contents

Column X: An automatically generated page was edited

F06_001

Page	Page description	supplementary page field	Date	Edited by	X
&EFS=V1KF1+V1UC32/3	ET200S Wiring DO		12/14/2022	MKLEPADLO	
&EFS=V1KF1+V1UC32/4	ET200S Wiring F-DI		12/14/2022	MKLEPADLO	
&EFS=V1KF1+V1UC32/5	ET200S Cross-reference Input module		12/16/2022	KMAFFRE	
&EFS=V1KF1+V1UC32/6	ET200S Cross-reference Output module		12/2/2022	KMAFFRE	
&EFS=V1KF1+V1UC32/7	ET200S Cross-reference Safe input module		9/18/2022	MKLEPADLO	
&EFS=V1KF1+V1UC46/101	Switch, Scalance XC208		12/14/2022	MKLEPADLO	
&EFS=V1KF1+V1UC46/102	Network Overview		12/14/2022	MKLEPADLO	
&EFS=V1KF1+V1UC46/103	IM 155 PN		12/14/2022	MKLEPADLO	
&EFS=V1KF1+V1UC46/104	ET200S Wiring DI		12/14/2022	MKLEPADLO	
&EFS=V1KF1+V1UC46/105	ET200S Wiring F-DQ		12/14/2022	MKLEPADLO	
&EFS=V1KF1+V1UC46/106	ET200S DI Overview KF46.11		9/17/2022	MKLEPADLO	
&EFS=V1KF1+V1UC46/107	ET200S F-DQ Overview KF46.41		9/17/2022	MKLEPADLO	
&EFS=V1KF1+V1UC46/108	ET200S F-RQ Overview KF46.51		9/17/2022	MKLEPADLO	
&EFS=V1KF1+V1UC46/109	ET200S F-RQ Overview KF46.52		9/17/2022	MKLEPADLO	
&EFS=V1KF1+V1UC46/110	ET200S F-RQ Overview KF46.53		9/17/2022	MKLEPADLO	
&EFS=V1KF1+V1UC46/111	ET200S F-RQ Overview KF46.54		9/17/2022	MKLEPADLO	
&EFS=V1KF1+V1UC47/101	Switch, Scalance XC208		12/14/2022	MKLEPADLO	
&EFS=V1KF1+V1UC47/102	Network Overview		12/14/2022	MKLEPADLO	
&EFS=V1KF1+V1UC47/103	IM 155 PN		12/14/2022	MKLEPADLO	
&EFS=V1KF1+V1UC47/104	ET200S Wiring DI		12/14/2022	MKLEPADLO	
&EFS=V1KF1+V1UC47/105	ET200S Wiring F-DQ		12/14/2022	MKLEPADLO	
&EFS=V1KF1+V1UC47/106	ET200S DI Overview KF47.11		9/30/2022	MKLEPADLO	
&EFS=V1KF1+V1UC47/107	ET200S F-DQ Overview KF47.41		9/30/2022	MKLEPADLO	
&EFS=V1KF1+V1UC47/108	ET200S F-RQ Overview KF47.51		9/17/2022	MKLEPADLO	
&EFS=V1KF1+V1UC47/109	ET200S F-RQ Overview KF47.52		9/17/2022	MKLEPADLO	
&EFS=V1KF1+V1UC47/110	ET200S F-RQ Overview KF47.53		9/17/2022	MKLEPADLO	
&EFS=V1KF1+V1UC47/111	ET200S F-RQ Overview KF47.54		9/17/2022	MKLEPADLO	
&EFS=V1PZ1+V1UC32/1	Area 1 SOP Indication column		12/14/2022	MKLEPADLO	
&EFS=V1PZ1PF1+V1UC61/1	S010-LT1 Indication column		12/14/2022	MKLEPADLO	
&EFS=V1PZ1PF2+V1UC62/1	S010-LT2 Indication column		12/14/2022	MKLEPADLO	
&EFS=V1SF0PG1+V1UC32/1	TP1500: SOP Display		12/14/2022	MKLEPADLO	
&EFS=V1SF0PG1+V1UC32/2	Operating box SOP		12/16/2022	KMAFFRE	
&EFS=V1SF0PG2+V1UC51/1	TP700: S010-LT1 Display		12/14/2022	MKLEPADLO	

			Date	12/16/2022	Volvo Trucks North America		Valiant TMS	Table of contents : &EFS=V1KF1+V1UC32/3 - &EFS=V1SF0PG2+V1UC51/1	Drawing name:	=	
			Ed.	KMAFFRE						+	
			Appr		P6700 Rear Wall - Cell 2V06				Document type:	Project nr:	Page 8
Modification	Date	Name	Original		Replacement of	Replaced by	Scale 1:1		EAB	22-16148	1460

Table of contents

Column X: An automatically generated page was edited

F06_001

Page	Page description	supplementary page field	Date	Edited by	X
&EFS=V1SF0PG3+V1UC52/1	TP700: S010-LT2 Display		12/14/2022	MKLEPADLO	
&EFS=V1SF0SF1+V1UC71/1	S010-LT1 Operating box RB		12/14/2022	MKLEPADLO	
&EFS=V1SF0SF2+V1UC72/1	Operating box RB		12/14/2022	MKLEPADLO	
&EFS=V1U10U01KF1+V1U10U01/10	MURR MODULE 8 IN/ 8 OUT		12/14/2022	MKLEPADLO	
&EFS=V1U10U01PF1+V1U10U01/2	Station Dome Light		12/14/2022	MKLEPADLO	
&EFS=V1UQ51BG0+V1UQ51/1	SENSORS		12/14/2022	MKLEPADLO	
&EFS=V1UQ51BG0+V1UQ51/2	SENSORS		12/14/2022	MKLEPADLO	
&EFS=V1UQ51BG0+V1UQ51/3	SENSORS		12/14/2022	MKLEPADLO	
&EFS=V1UQ51BG0+V1UQ51/4	SENSORS		12/14/2022	MKLEPADLO	
&EFS=V1UQ51BG0+V1UQ51/5	SENSORS		12/14/2022	MKLEPADLO	
&EFS=V1UQ51BG0+V1UQ51/6	SENSORS		12/14/2022	MKLEPADLO	
&EFS=V1UQ51KF1+V1UQ51/1	CONNECTING MOD. FOR VTSA MANIFOLD		12/14/2022	MKLEPADLO	
&EFS=V1UQ51KF1+V1UQ51/2	I/O MOD. DI16 (8 x M12) FOR VTSA-F		12/14/2022	MKLEPADLO	
&EFS=V1UQ51KF1+V1UQ51/3	I/O MOD. DI16 (8 x M12) FOR VTSA-F		12/14/2022	MKLEPADLO	
&EFS=V1UQ51KF1+V1UQ51/4	I/O MOD. DI16 (8 x M12) FOR VTSA-F		12/14/2022	MKLEPADLO	
&EFS=V1UQ51KF1+V1UQ51/5	CONNECTING MOD. FOR FESTO DQ		12/14/2022	MKLEPADLO	
&EFS=V1UQ51UQ1+V1UQ51UQ1/1	FESTO DQ CONNECTION QN1		12/14/2022	MKLEPADLO	
&EFS=V1UQ51UQ2+V1UQ51UQ2/1	FESTO DQ CONNECTION QN2		12/14/2022	MKLEPADLO	
&EFS=V1UQ52BG0+V1UQ52/1	SENSORS		12/14/2022	MKLEPADLO	
&EFS=V1UQ52BG0+V1UQ52/2	SENSORS		12/14/2022	MKLEPADLO	
&EFS=V1UQ52BG0+V1UQ52/3	SENSORS		12/14/2022	MKLEPADLO	
&EFS=V1UQ52KF1+V1UQ52/1	CONNECTING MOD. FOR VTSA MANIFOLD		12/14/2022	MKLEPADLO	
&EFS=V1UQ52KF1+V1UQ52/2	I/O MOD. DI16 (8 x M12) FOR VTSA-F		12/14/2022	MKLEPADLO	
&EFS=V1UQ52KF1+V1UQ52/3	I/O MOD. DI16 (8 x M12) FOR VTSA-F		12/14/2022	MKLEPADLO	
&EFS=V1UQ52KF1+V1UQ52/4	CONNECTING MOD. FOR FESTO DQ		12/14/2022	MKLEPADLO	
&EFS=V1UQ52UQ1+V1UQ52UQ1/1	FESTO DQ CONNECTION QN1		12/14/2022	MKLEPADLO	
&EFS=V1UQ52UQ2+V1UQ52UQ2/1	FESTO DQ CONNECTION QN2		12/14/2022	MKLEPADLO	
&EFS=V1UQ52UQ3+V1UQ52UQ3/1	FESTO DQ CONNECTION QN3		12/14/2022	MKLEPADLO	
&EFS=V1UQ52UQ4+V1UQ52UQ4/1	FESTO DQ CONNECTION QN4		12/14/2022	MKLEPADLO	
&EFS=V1UQ53BG0+V1UQ53/1	SENSORS		12/14/2022	MKLEPADLO	
&EFS=V1UQ53KF1+V1UQ53/10	MURR MODULE 16 IN/OUT		12/14/2022	MKLEPADLO	
&EFS=V1WC1+V1UC11/1	Incoming power supply 480 VAC		12/14/2022	MKLEPADLO	
&EFS=V1WC1+V1UC161/1	Incoming weld power supply 480 VAC		12/14/2022	MKLEPADLO	

Table of contents

Column X: An automatically generated page was edited

F06_001

Page	Page description	supplementary page field	Date	Edited by	X
&EFS=V1WC1+V1UC162/1	Incoming weld power supply 480 VAC		12/14/2022	MKLEPADLO	
&EFS=V1WC2+V1UC11/10	Power distribution 480 VAC		12/14/2022	MKLEPADLO	
&EFS=V1WC2+V1UC11/11	Power distribution 480 VAC		12/14/2022	MKLEPADLO	
&EFS=V1WC2+V1UC11/12	Power distribution 480 VAC		12/14/2022	MKLEPADLO	
&EFS=V1WC2+V1UC11/13	Power distribution 480 VAC		12/14/2022	MKLEPADLO	
&EFS=V1WC2+V1UC11/14	Power distribution 480 VAC		12/14/2022	MKLEPADLO	
&EFS=V1WC2+V1UC11/15	Power distribution 480 VAC		12/14/2022	MKLEPADLO	
&EFS=V1WC2+V1UC11/16	Power distribution 480 VAC		12/14/2022	MKLEPADLO	
&EFS=V1WC2+V1UC11/41	Power distribution 480 VAC monitoring		12/14/2022	MKLEPADLO	
&EFS=V1WC2+V1UC11/42	Power distribution 480 VAC monitoring		12/14/2022	MKLEPADLO	
&EFS=V1WC2+V1UC11/43	Power distribution 480 VAC monitoring		12/14/2022	MKLEPADLO	
&EFS=V1WC2+V1UC161/10	Weld power distribution 480 VAC		12/14/2022	MKLEPADLO	
&EFS=V1WC2+V1UC162/10	Weld power distribution 480 VAC		12/14/2022	MKLEPADLO	
&EFS=V1WC3+V1UC11/1	Power Distribution 120 VAC (Above Disconnect)		12/14/2022	MKLEPADLO	
&EFS=V1WC3+V1UC11/2	Power Distribution 120 VAC (Below Disconnect)		12/14/2022	MKLEPADLO	
&EFS=V1WC3+V1UC11/3	Power Distribution 120 VAC (Below Disconnect)		12/14/2022	MKLEPADLO	
&EFS=V1WC3+V1UC11/4	Power distribution 120 VAC monitoring (Above Disconnect)		12/14/2022	MKLEPADLO	
&EFS=V1WC3+V1UC46/1	Power distribution 120 VAC		12/14/2022	MKLEPADLO	
&EFS=V1WC3+V1UC46/2	Monitoring 120VAC		12/14/2022	MKLEPADLO	
&EFS=V1WC3+V1UC47/1	Power distribution 120 VAC		12/14/2022	MKLEPADLO	
&EFS=V1WC3+V1UC47/2	Monitoring 120VAC		12/14/2022	MKLEPADLO	
&EFS=V1WC4+V1UC11/1	Power distribution 24VDC (Above Disconnect)		12/14/2022	MKLEPADLO	
&EFS=V1WC4+V1UC11/2	Power distribution 24VDC HL+		12/14/2022	MKLEPADLO	
&EFS=V1WC4+V1UC11/3	Power distribution 24VDC 1L+		12/14/2022	MKLEPADLO	
&EFS=V1WC4+V1UC11/4	Power distribution 24VDC 2L+		12/14/2022	MKLEPADLO	
&EFS=V1WC4+V1UC11/5	Power distribution 24VDC 3L+		12/14/2022	MKLEPADLO	
&EFS=V1WC4+V1UC11/6	Power distribution 24VDC 4L+		12/14/2022	MKLEPADLO	
&EFS=V1WC4+V1UC11/7	Power distribution 24VDC 5L+		12/14/2022	MKLEPADLO	
&EFS=V1WC4+V1UC11/8	Power distribution 24VDC 6L+		12/14/2022	MKLEPADLO	
&EFS=V1WC4+V1UC11/9	Power distribution 24VDC 7L+		12/14/2022	MKLEPADLO	
&EFS=V1WC4+V1UC11/10	Power distribution 24VDC 8L+		12/14/2022	MKLEPADLO	
&EFS=V1WC4+V1UC11/11	Power distribution 24VDC (Below Disconnect)		12/14/2022	MKLEPADLO	
&EFS=V1WC4+V1UC11/12	Power distribution 24VDC 11L+		12/14/2022	MKLEPADLO	

			Date	12/16/2022	Volvo Trucks North America		Valiant TMS	Table of contents : &EFS=V1WC1+V1UC162/1 - &EFS=V1WC4+V1UC11/12	Drawing name:	=	
			Ed.	MKLEPADLO						+	
			Appr		P6700 Rear Wall - Cell 2V06				Document type:	Project nr:	Page 10
Modification	Date	Name	Original		Replacement of	Replaced by	Scale 1:1		EAB	22-16148	1460

Table of contents

Column X: An automatically generated page was edited

F06_001

Page	Page description	supplementary page field	Date	Edited by	X
&EFS=V1WC4+V1UC11/13	Power distribution 24VDC 12L+		12/14/2022	MKLEPADLO	
&EFS=V1WC4+V1UC11/14	Power distribution 24VDC 13L+		12/14/2022	MKLEPADLO	
&EFS=V1WC4+V1UC11/15	Power distribution 24VDC 14L+		12/14/2022	MKLEPADLO	
&EFS=V1WC4+V1UC11/16	Power distribution 24VDC 15L+		12/14/2022	MKLEPADLO	
&EFS=V1WC4+V1UC11/17	Power distribution 24VDC 16L+		12/14/2022	MKLEPADLO	
&EFS=V1WC4+V1UC11/18	Power distribution 24VDC 17L+		12/14/2022	MKLEPADLO	
&EFS=V1WC4+V1UC11/19	Power distribution 24VDC 18L+		12/14/2022	MKLEPADLO	
&EFS=V1WC4+V1UC11/20	24VDC Unswitched Power 1		12/14/2022	MKLEPADLO	
&EFS=V1WC4+V1UC11/21	24VDC Unswitched Power 2		12/14/2022	MKLEPADLO	
&EFS=V1WC4+V1UC11/22	24VDC Unswitched Power 3		12/14/2022	MKLEPADLO	
&EFS=V1WC4+V1UC11/23	24VDC Unswitched Power 4		12/14/2022	MKLEPADLO	
&EFS=V1WC4+V1UC11/24	24VDC Switched Power 1		12/14/2022	MKLEPADLO	
&EFS=V1WC4+V1UC11/25	24VDC Switched Power 2		12/14/2022	MKLEPADLO	
&EFS=V1WC4+V1UC11/26	24VDC Switched Power 3		12/14/2022	MKLEPADLO	
&EFS=V1WC4+V1UC11/27	24VDC Switched Power 4		12/14/2022	MKLEPADLO	
&EFS=V1WC4+V1UC32/1	Incomming power supply 24 VDC		12/14/2022	MKLEPADLO	
&EFS=V1WC4+V1UC32/2	Power distribution 24VDC 1L+		12/14/2022	MKLEPADLO	
&EFS=V1WC4+V1UC32/3	Monitoring 24VDC		12/14/2022	MKLEPADLO	
&EFS=V1WC4+V1UC46/1	Power distribution 24VDC for Inputs		12/14/2022	MKLEPADLO	
&EFS=V1WC4+V1UC46/2	Power distribution 24VDC 1L+		12/14/2022	MKLEPADLO	
&EFS=V1WC4+V1UC46/3	Power distribution 24VDC 2L+		12/14/2022	MKLEPADLO	
&EFS=V1WC4+V1UC46/4	Power distribution 24VDC 2L+		12/14/2022	MKLEPADLO	
&EFS=V1WC4+V1UC46/5	Power distribution 24VDC 3L+		12/14/2022	MKLEPADLO	
&EFS=V1WC4+V1UC46/6	Power distribution 24VDC 3L+		12/14/2022	MKLEPADLO	
&EFS=V1WC4+V1UC46/7	Power distribution 24VDC 4L+		12/14/2022	MKLEPADLO	
&EFS=V1WC4+V1UC47/1	Power distribution 24VDC for Inputs		12/14/2022	MKLEPADLO	
&EFS=V1WC4+V1UC47/2	Power distribution 24VDC 1L+		12/14/2022	MKLEPADLO	
&EFS=V1WC4+V1UC47/3	Power distribution 24VDC 2L+		12/14/2022	MKLEPADLO	
&EFS=V1WC4+V1UC47/4	Power distribution 24VDC 2L+		12/14/2022	MKLEPADLO	
&EFS=V1WC4+V1UC47/5	Power distribution 24VDC 3L+		12/14/2022	MKLEPADLO	
&EFS=V1WC4+V1UC47/6	Power distribution 24VDC 3L+		12/14/2022	MKLEPADLO	
&EFS=V1WC4+V1UC47/7	Power distribution 24VDC 4L+		12/14/2022	MKLEPADLO	
&EFS=V1WR1UQ51BG0+V1WR1UQ51/1	SENSORS		12/14/2022	MKLEPADLO	

			Date	12/16/2022	Volvo Trucks North America		Valiant TMS	Table of contents : &EFS=V1WC4+V1UC11/13 - &EFS=V1WR1UQ51BG0+V1WR1UQ51/1	Drawing name:		=
			Ed.	MKLEPADLO							+
			Appr		P6700 Rear Wall - Cell 2V06				Document type:	Project nr:	Page 11
Modification	Date	Name	Original		Replacement of	Replaced by	Scale 1:1		EAB	22-16148	1460

Table of contents

Column X: An automatically generated page was edited

F06_001

Page	Page description	supplementary page field	Date	Edited by	X
&EFS=V1WR1UQ51BG0+V1WR1UQ51/2	SENSORS		12/14/2022	MKLEPADLO	
&EFS=V1WR1UQ51BG0+V1WR1UQ51/3	SENSORS		12/14/2022	MKLEPADLO	
&EFS=V1WR1UQ51BG0+V1WR1UQ51/4	SENSORS		12/14/2022	MKLEPADLO	
&EFS=V1WR1UQ51BG0+V1WR1UQ51/5	SENSORS		12/14/2022	MKLEPADLO	
&EFS=V1WR1UQ51KF1+V1WR1UQ51/1	CONNECTING MOD. FOR VTSA MANIFOLD		12/14/2022	MKLEPADLO	
&EFS=V1WR1UQ51KF1+V1WR1UQ51/2	I/O MOD. DI16 (8 x M12) FOR VTSA-F		12/14/2022	MKLEPADLO	
&EFS=V1WR1UQ51KF1+V1WR1UQ51/3	I/O MOD. DI16 (8 x M12) FOR VTSA-F		12/14/2022	MKLEPADLO	
&EFS=V1WR1UQ51KF1+V1WR1UQ51/4	I/O MOD. DI16 (8 x M12) FOR VTSA-F		12/14/2022	MKLEPADLO	
&EFS=V1WR1UQ51KF1+V1WR1UQ51/5	I/O MOD. DI16 (8 x M12) FOR VTSA-F		12/14/2022	MKLEPADLO	
&EFS=V1WR1UQ51KF1+V1WR1UQ51/6	I/O MOD. DI16 (8 x M12) FOR VTSA-F		12/14/2022	MKLEPADLO	
&EFS=V1WR1UQ51KF1+V1WR1UQ51/7	CONNECTING MOD. FOR FESTO DQ		12/14/2022	MKLEPADLO	
&EFS=V1WR1UQ51UQ1+V1WR1UQ51UQ1/1	FESTO DQ CONNECTION QN1		12/14/2022	MKLEPADLO	
&EFS=V1WR1UQ51UQ2+V1WR1UQ51UQ2/1	FESTO DQ CONNECTION QN2		12/14/2022	MKLEPADLO	
&EFS=V1WR1UQ51UQ3+V1WR1UQ51UQ3/1	FESTO DQ CONNECTION QN3		12/14/2022	MKLEPADLO	
&EFS=V1WR1UQ51UQ4+V1WR1UQ51UQ4/1	FESTO DQ CONNECTION QN4		12/14/2022	MKLEPADLO	
&EFS=V1WR1UQ51UQ5+V1WR1UQ51UQ5/1	FESTO DQ CONNECTION QN5		12/14/2022	MKLEPADLO	
&EFS=V1WR1UQ51UQ6+V1WR1UQ51UQ6/1	FESTO DQ CONNECTION QN6		12/14/2022	MKLEPADLO	
&EFS=V1WR1UQ51WC4+V1WR1UQ51/1	24VDC		12/14/2022	MKLEPADLO	
&EFS=V1WR1UQ52BG0+V1WR1UQ52/1	SENSORS		12/14/2022	MKLEPADLO	
&EFS=V1WR1UQ52BG0+V1WR1UQ52/2	SENSORS		12/14/2022	MKLEPADLO	
&EFS=V1WR1UQ52BG0+V1WR1UQ52/3	SENSORS		12/14/2022	MKLEPADLO	
&EFS=V1WR1UQ52KF1+V1WR1UQ52/1	CONNECTING MOD. FOR VTSA MANIFOLD		12/14/2022	MKLEPADLO	
&EFS=V1WR1UQ52KF1+V1WR1UQ52/2	I/O MOD. DI16 (8 x M12) FOR VTSA-F		12/14/2022	MKLEPADLO	
&EFS=V1WR1UQ52KF1+V1WR1UQ52/3	I/O MOD. DI16 (8 x M12) FOR VTSA-F		12/14/2022	MKLEPADLO	
&EFS=V1WR1UQ52KF1+V1WR1UQ52/4	I/O MOD. DI16 (8 x M12) FOR VTSA-F		12/14/2022	MKLEPADLO	
&EFS=V1WR1UQ52KF1+V1WR1UQ52/5	I/O MOD. DI16 (8 x M12) FOR VTSA-F		12/14/2022	MKLEPADLO	
&EFS=V1WR1UQ52KF1+V1WR1UQ52/6	CONNECTING MOD. FOR FESTO DQ		12/14/2022	MKLEPADLO	
&EFS=V1WR1UQ52UQ1+V1WR1UQ52UQ1/1	FESTO DQ CONNECTION QN1		12/14/2022	MKLEPADLO	
&EFS=V1WR1UQ52UQ2+V1WR1UQ52UQ2/1	FESTO DQ CONNECTION QN2		12/14/2022	MKLEPADLO	
&EFS=V1WR1UQ52UQ3+V1WR1UQ52UQ3/1	FESTO DQ CONNECTION QN3		12/14/2022	MKLEPADLO	
&EFS=V1WR1UQ52UQ4+V1WR1UQ52UQ4/1	FESTO DQ CONNECTION QN4		12/14/2022	MKLEPADLO	
&EFS=V1WR1UQ52UQ5+V1WR1UQ52UQ5/1	FESTO DQ CONNECTION QN5		12/14/2022	MKLEPADLO	
&EFS=V1WR1UQ52UQ6+V1WR1UQ52Q6/1	FESTO DQ CONNECTION QN6		12/14/2022	MKLEPADLO	

			Date	12/16/2022	Volvo Trucks North America		Valiant TMS	Table of contents : &EFS=V1WR1UQ51BG0+V1WR1UQ51/2 - &EFS=V1WR1UQ52UQ6+V1WR1UQ52Q6/1	Drawing name:	=	
			Ed.	MKLEPADLO						+	
			Appr		P6700 Rear Wall - Cell 2V06		Scale 1:1		Document type: EAB	Project nr: 22-16148	Page 12 / 1460
Modification	Date	Name	Original		Replacement of	Replaced by					

Table of contents

Column X: An automatically generated page was edited

F06_001

Page	Page description	supplementary page field	Date	Edited by	X
&EFS=V1WR1UQ52WC4+V1WR1UQ52/1	24VDC		12/14/2022	MKLEPADLO	
&EFS=V1WR1WC1+V1WR1UC01/1	Incoming power & profinet		12/14/2022	MKLEPADLO	
&EFS=V1WR2UQ51BG0+V1WR2UQ51/1	SENSORS		12/14/2022	MKLEPADLO	
&EFS=V1WR2UQ51KF1+V1WR2UQ51/1	CONNECTING MOD. FOR VTSA MANIFOLD		12/14/2022	MKLEPADLO	
&EFS=V1WR2UQ51KF1+V1WR2UQ51/2	I/O MOD. DI16 (8 x M12) FOR VTSA-F		12/14/2022	MKLEPADLO	
&EFS=V1WR2UQ51KF1+V1WR2UQ51/3	I/O MOD. DI16 (8 x M12) FOR VTSA-F		12/14/2022	MKLEPADLO	
&EFS=V1WR2UQ51KF1+V1WR2UQ51/4	CONNECTING MOD. FOR FESTO DQ		12/14/2022	MKLEPADLO	
&EFS=V1WR2UQ51UQ1+V1WR2UQ51UQ1/1	FESTO DQ CONNECTION QN1		12/14/2022	MKLEPADLO	
&EFS=V1WR2UQ51UQ2+V1WR2UQ51UQ2/1	FESTO DQ CONNECTION QN2		12/14/2022	MKLEPADLO	
&EFS=V1WR2UQ51UQ3+V1WR2UQ51UQ3/1	FESTO DQ CONNECTION QN3		12/14/2022	MKLEPADLO	
&EFS=V1WR2UQ51UQ4+V1WR2UQ51UQ4/1	FESTO DQ CONNECTION QN4		12/14/2022	MKLEPADLO	
&EFS=V1WR2UQ51WC4+V1WR2UQ51/1	24VDC		12/14/2022	MKLEPADLO	
&EFS=V1WR2UQ52BG0+V1WR2UQ52/1	SENSORS		12/14/2022	MKLEPADLO	
&EFS=V1WR2UQ52KF1+V1WR2UQ52/1	CONNECTING MOD. FOR VTSA MANIFOLD		12/14/2022	MKLEPADLO	
&EFS=V1WR2UQ52KF1+V1WR2UQ52/2	I/O MOD. DI16 (8 x M12) FOR VTSA-F		12/14/2022	MKLEPADLO	
&EFS=V1WR2UQ52KF1+V1WR2UQ52/3	I/O MOD. DI16 (8 x M12) FOR VTSA-F		12/14/2022	MKLEPADLO	
&EFS=V1WR2UQ52KF1+V1WR2UQ52/4	CONNECTING MOD. FOR FESTO DQ		12/14/2022	MKLEPADLO	
&EFS=V1WR2UQ52UQ1+V1WR2UQ52UQ1/1	FESTO DQ CONNECTION QN1		12/14/2022	MKLEPADLO	
&EFS=V1WR2UQ52UQ2+V1WR2UQ52UQ2/1	FESTO DQ CONNECTION QN2		12/14/2022	MKLEPADLO	
&EFS=V1WR2UQ52UQ3+V1WR2UQ52UQ3/1	FESTO DQ CONNECTION QN3		12/14/2022	MKLEPADLO	
&EFS=V1WR2UQ52WC4+V1WR2UQ52/1	24VDC		12/14/2022	MKLEPADLO	
&EFS=V1WR2WC1+V1WR2UC01/1	Incoming power & profinet		12/14/2022	MKLEPADLO	
&EFS=V2AR41KF1+V2AR41UC01/1	Incoming Profinet		12/14/2022	MKLEPADLO	
&EFS=V2AR41UQ41BG0+V2AR41UQ41/1	SENSORS		12/14/2022	MKLEPADLO	
&EFS=V2AR41UQ41KF1+V2AR41UQ41/1	24VDC SUPPLY AND PROFINET HANDLING MODULE		12/14/2022	MKLEPADLO	
&EFS=V2AR41UQ41KF1+V2AR41UQ41/2	CONNECTING MOD. FOR MPA MANIFOLD		12/14/2022	MKLEPADLO	
&EFS=V2AR41UQ41KF1+V2AR41UQ41/3	I/O MOD. DI16 (8 x M12) FOR MPA		12/14/2022	MKLEPADLO	
&EFS=V2AR41UQ41KF1+V2AR41UQ41/4	I/O MOD. DI16 (8 x M12) FOR MPA		12/14/2022	MKLEPADLO	
&EFS=V2AR41UQ41KF1+V2AR41UQ41/5	CONNECTING MOD. FOR FESTO DQ		12/14/2022	MKLEPADLO	
&EFS=V2AR41UQ41KF1+V2AR41UQ41/6	Safety sensors (on tool stand)		9/19/2022	MKLEPADLO	
&EFS=V2AR41UQ41UQ1+V2AR41UQ41UQ1/1	FESTO DQ CONNECTION QN1		12/14/2022	MKLEPADLO	
&EFS=V2AR41UQ41UQ2+V2AR41UQ41UQ2/1	FESTO DQ CONNECTION QN2		12/14/2022	MKLEPADLO	
&EFS=V2AR41UQ41UQ3+V2AR41UQ41UQ3/1	FESTO DQ CONNECTION QN3		12/14/2022	MKLEPADLO	

			Date	12/16/2022	Volvo Trucks North America	Valiant TMS	Table of contents : &EFS=V1WR1UQ52WC4+V1WR1UQ52/1 - &EFS=V2AR41UQ41UQ3+V2AR41UQ41UQ3/1	Drawing name:	=		
			Ed.	MKLEPADLO					+		
			Appr		P6700 Rear Wall - Cell 2V06			Document type: EAB	Project nr: 22-16148	Page	13
Modification	Date	Name	Original		Replacement of / Replaced by	Scale 1:1					1460

Table of contents

Column X: An automatically generated page was edited

F06_001

Page	Page description	supplementary page field	Date	Edited by	X
&EFS=V2AR41UQ42BG0+V2AR41UQ42/1	SENSORS		12/14/2022	MKLEPADLO	
&EFS=V2AR41UQ42KF1+V2AR41UQ42/1	24VDC SUPPLY AND PROFINET HANDLING MODULE		12/14/2022	MKLEPADLO	
&EFS=V2AR41UQ42KF1+V2AR41UQ42/2	CONNECTING MOD. FOR MPA MANIFOLD		12/14/2022	MKLEPADLO	
&EFS=V2AR41UQ42KF1+V2AR41UQ42/3	I/O MOD. DI16 (8 x M12) FOR MPA		12/14/2022	MKLEPADLO	
&EFS=V2AR41UQ42KF1+V2AR41UQ42/4	I/O MOD. DI16 (8 x M12) FOR MPA		12/14/2022	MKLEPADLO	
&EFS=V2AR41UQ42KF1+V2AR41UQ42/5	CONNECTING MOD. FOR FESTO DQ		12/14/2022	MKLEPADLO	
&EFS=V2AR41UQ42KF1+V2AR41UQ42/6	Safety sensors (on tool stand)		9/19/2022	MKLEPADLO	
&EFS=V2AR41UQ42UQ1+V2AR41UQ42UE5/1	FESTO DQ CONNECTION QN1		12/14/2022	MKLEPADLO	
&EFS=V2AR41UQ42UQ2+V2AR41UQ42UE5/1	FESTO DQ CONNECTION QN2		12/14/2022	MKLEPADLO	
&EFS=V2AR41UQ42UQ3+V2AR41UQ42UE5/1	FESTO DQ CONNECTION QN3		12/14/2022	MKLEPADLO	
&EFS=V2AR41UR41BG0+V2AR41UR41/1	TOOL STAND SENSORS		12/14/2022	MKLEPADLO	
&EFS=V2AR41WC1+V2AR41UC01/1	Incoming power		12/14/2022	MKLEPADLO	
&EFS=V2AR41XQ11WC1+V2AR41XQ11UC01/1	Incoming power		12/14/2022	MKLEPADLO	
&EFS=V2CL1BG0+V2CL1/1	SENSORS		12/14/2022	MKLEPADLO	
&EFS=V2CL1BG0+V2CL1/2	SENSORS		12/14/2022	MKLEPADLO	
&EFS=V2CL1KF1+V2CL1/10	MURR MODULE 16 IN/OUT		12/14/2022	MKLEPADLO	
&EFS=V2CL1KF2+V2CL1/10	MURR MODULE 16 IN/OUT		12/14/2022	MKLEPADLO	
&EFS=V2FQ1+V2FQ1/1	Door lock sensor -BG1		12/14/2022	MKLEPADLO	
&EFS=V2FQ1+V2FQ1/6	S035 Light Curtain		12/14/2022	MKLEPADLO	
&EFS=V2FQ1+V2FQ1/7	S035 Light Curtain		12/14/2022	MKLEPADLO	
&EFS=V2FQ1+V2FQ1/8	S030-LR1 Light Curtain 1		12/14/2022	MKLEPADLO	
&EFS=V2FQ1+V2FQ1/9	S030-LR1 Light Curtain 2		12/14/2022	MKLEPADLO	
&EFS=V2FQ1+V2FQ1/10	S030-LR2 Light Curtain 1		12/14/2022	MKLEPADLO	
&EFS=V2FQ1+V2FQ1/11	S030-LR2 Light Curtain 2		12/14/2022	MKLEPADLO	
&EFS=V2FQ1+V2FQ1/12	S030-LR3 Light Curtain 1		12/14/2022	MKLEPADLO	
&EFS=V2FQ1+V2FQ1/13	S030-LR3 Light Curtain 2		12/14/2022	MKLEPADLO	
&EFS=V2FQ1+V2FQ1/14	S030-LR4 Light Curtain 1		12/14/2022	MKLEPADLO	
&EFS=V2FQ1+V2FQ1/15	S030-LR4 Light Curtain 2		12/14/2022	MKLEPADLO	
&EFS=V2FQ1+V2FQ1/22	Safety Mats		12/14/2022	MKLEPADLO	
&EFS=V2FQ1+V2UC14/1	Safety power monitoring RQ - KF14.51		12/14/2022	MKLEPADLO	
&EFS=V2FQ1+V2UC14/2	Safety power monitoring RQ - KF14.52		12/14/2022	MKLEPADLO	
&EFS=V2FQ1+V2UC14/3	Safety power monitoring RQ - KF14.53		12/14/2022	MKLEPADLO	
&EFS=V2FQ1+V2UC14/4	Safety power monitoring RQ - KF14.54		12/14/2022	MKLEPADLO	

			Date	12/16/2022	Volvo Trucks North America		Valiant TMS	Table of contents : &EFS=V2AR41UQ42BG0+V2AR41UQ42/1 - &EFS=V2FQ1+V2UC14/4	Drawing name:	=	
			Ed.	MKLEPADLO						+	
			Appr		P6700 Rear Wall - Cell 2V06		Scale 1:1		Document type: EAB	Project nr: 22-16148	Page 14
Modification	Date	Name	Original		Replacement of	Replaced by					1460

Table of contents

Column X: An automatically generated page was edited F06_001

Page	Page description	supplementary page field	Date	Edited by	X
&EFS=V2FQ1+V2UC46/1	Safety power monitoring RQ - KF46.51		12/14/2022	MKLEPADLO	
&EFS=V2FQ1+V2UC46/2	Safety power monitoring RQ - KF46.52		12/14/2022	MKLEPADLO	
&EFS=V2FQ1+V2UC46/3	Safety power monitoring RQ - KF46.53		12/14/2022	MKLEPADLO	
&EFS=V2FQ1+V2UC46/4	Safety power monitoring RQ - KF46.54		12/14/2022	MKLEPADLO	
&EFS=V2KF1+V2UC14/1	Switch, Scalance XC216		12/14/2022	MKLEPADLO	
&EFS=V2KF1+V2UC14/2	Network Overview		12/14/2022	MKLEPADLO	
&EFS=V2KF1+V2UC14/3	IM 155 PN		12/14/2022	MKLEPADLO	
&EFS=V2KF1+V2UC14/4	ET200S Wiring DI		12/14/2022	MKLEPADLO	
&EFS=V2KF1+V2UC14/5	ET200S Wiring F-DI		12/14/2022	MKLEPADLO	
&EFS=V2KF1+V2UC14/6	ET200S Wiring DQ		12/14/2022	MKLEPADLO	
&EFS=V2KF1+V2UC14/7	ET200S Wiring F-DQ		12/14/2022	MKLEPADLO	
&EFS=V2KF1+V2UC14/8	ET200S DI Overview KF14.11		9/19/2022	MKLEPADLO	
&EFS=V2KF1+V2UC14/9	ET200S DI Overview KF14.12		10/26/2022	KMAFFRE	
&EFS=V2KF1+V2UC14/10	ET200S DQ Overview KF14.21		9/19/2022	MKLEPADLO	
&EFS=V2KF1+V2UC14/11	ET200S F-DI Overview KF14.31		10/26/2022	KMAFFRE	
&EFS=V2KF1+V2UC14/12	ET200S F-DI Overview KF14.32		10/26/2022	KMAFFRE	
&EFS=V2KF1+V2UC14/13	ET200S F-DQ Overview KF14.41		9/21/2022	MKLEPADLO	
&EFS=V2KF1+V2UC14/14	ET200S F-DQ Overview KF14.42		9/21/2022	MKLEPADLO	
&EFS=V2KF1+V2UC14/15	ET200S F-RQ Overview KF14.51		9/17/2022	MKLEPADLO	
&EFS=V2KF1+V2UC14/16	ET200S F-RQ Overview KF14.52		9/17/2022	MKLEPADLO	
&EFS=V2KF1+V2UC14/17	ET200S F-RQ Overview KF14.53		9/17/2022	MKLEPADLO	
&EFS=V2KF1+V2UC14/18	ET200S F-RQ Overview KF14.54		9/17/2022	MKLEPADLO	
&EFS=V2KF1+V2UC32/1	IM 155 PN		12/14/2022	MKLEPADLO	
&EFS=V2KF1+V2UC32/2	ET200S Wiring DI		12/14/2022	MKLEPADLO	
&EFS=V2KF1+V2UC32/3	ET200S Wiring DO		12/14/2022	MKLEPADLO	
&EFS=V2KF1+V2UC32/4	ET200S Wiring F-DI		12/14/2022	MKLEPADLO	
&EFS=V2KF1+V2UC32/5	ET200S Cross-reference Input module		12/16/2022	KMAFFRE	
&EFS=V2KF1+V2UC32/6	ET200S Cross-reference Output module		12/2/2022	KMAFFRE	
&EFS=V2KF1+V2UC32/7	ET200S Cross-reference Safe input module		9/19/2022	MKLEPADLO	
&EFS=V2KF1+V2UC46/101	Switch, Scalance XC208		12/14/2022	MKLEPADLO	
&EFS=V2KF1+V2UC46/102	Network Overview		12/14/2022	MKLEPADLO	
&EFS=V2KF1+V2UC46/103	IM 155 PN		12/14/2022	MKLEPADLO	
&EFS=V2KF1+V2UC46/104	ET200S Wiring DI		12/14/2022	MKLEPADLO	

			Date	12/16/2022	Volvo Trucks North America		Valiant TMS	Table of contents : &EFS=V2FQ1+V2UC46/1 - &EFS=V2KF1+V2UC46/104	Drawing name:	=	
			Ed.	KMAFFRE						+	
			Appr		P6700 Rear Wall - Cell 2V06				Document type: EAB	Project nr: 22-16148	Page 15
Modification	Date	Name	Original		Replacement of	Replaced by	Scale 1:1				1460

Table of contents

Column X: An automatically generated page was edited F06_001

Page	Page description	supplementary page field	Date	Edited by	X
&EFS=V2KF1+V2UC46/105	ET200S Wiring F-DQ		12/14/2022	MKLEPADLO	
&EFS=V2KF1+V2UC46/106	ET200S DI Overview KF46.11		9/19/2022	MKLEPADLO	
&EFS=V2KF1+V2UC46/107	ET200S F-DQ Overview KF46.41		9/19/2022	MKLEPADLO	
&EFS=V2KF1+V2UC46/108	ET200S F-RQ Overview KF46.51		9/17/2022	MKLEPADLO	
&EFS=V2KF1+V2UC46/109	ET200S F-RQ Overview KF46.52		9/17/2022	MKLEPADLO	
&EFS=V2KF1+V2UC46/110	ET200S F-RQ Overview KF46.53		9/17/2022	MKLEPADLO	
&EFS=V2KF1+V2UC46/111	ET200S F-RQ Overview KF46.54		9/17/2022	MKLEPADLO	
&EFS=V2PZ1+V2UC32/1	Area 2 SOP Indication column		12/14/2022	MKLEPADLO	
&EFS=V2PZ1PF1+V2UC61/1	S035 Indication column		12/14/2022	MKLEPADLO	
&EFS=V2PZ1PF2+V2UC62/1	S030-LR3 Indication column		12/14/2022	MKLEPADLO	
&EFS=V2PZ1PF3+V2UC63/1	S030-LR4 Indication column		12/14/2022	MKLEPADLO	
&EFS=V2PZ1PF4+V2UC64/1	S030-LR1 Indication column		12/14/2022	MKLEPADLO	
&EFS=V2PZ1PF5+V2UC65/1	S030-LR2 Indication column		12/14/2022	MKLEPADLO	
&EFS=V2SF0PG1+V2UC32/1	TP1500: SOP Display		12/14/2022	MKLEPADLO	
&EFS=V2SF0PG1+V2UC32/2	Operating box SOP		12/16/2022	KMAFFRE	
&EFS=V2SF0PG2+V2UC51/1	TP700: S035 Display		12/14/2022	MKLEPADLO	
&EFS=V2SF0SF1+V2UC71/1	S035 Operating box RB		12/14/2022	MKLEPADLO	
&EFS=V2SF0SF2+V2UC72/1	S030-LR1 Operating box RB		12/14/2022	MKLEPADLO	
&EFS=V2SF0SF3+V2UC73/1	S030-LR2 Operating box RB		12/14/2022	MKLEPADLO	
&EFS=V2SF0SF4+V2UC74/1	S030-LR3 Operating box RB		12/14/2022	MKLEPADLO	
&EFS=V2SF0SF5+V2UC75/1	S030-LR4 Operating box RB		12/14/2022	MKLEPADLO	
&EFS=V2U35U01KF1+V2U35U01/10	MURR MODULE 8 IN/ 8 OUT		12/14/2022	MKLEPADLO	
&EFS=V2U35U01PF1+V2U35U01/2	Station Dome Light		12/14/2022	MKLEPADLO	
&EFS=V2WC3+V2UC14/1	Power distribution 120 VAC		12/14/2022	MKLEPADLO	
&EFS=V2WC3+V2UC14/2	Monitoring 120VAC		12/14/2022	MKLEPADLO	
&EFS=V2WC3+V2UC46/1	Power distribution 120 VAC		12/14/2022	MKLEPADLO	
&EFS=V2WC3+V2UC46/2	Monitoring 120VAC		12/14/2022	MKLEPADLO	
&EFS=V2WC4+V2UC14/1	Power distribution 24VDC for Inputs		12/14/2022	MKLEPADLO	
&EFS=V2WC4+V2UC14/2	Power distribution 24VDC 1L+		12/14/2022	MKLEPADLO	
&EFS=V2WC4+V2UC14/3	Power distribution 24VDC 2L+		12/14/2022	MKLEPADLO	
&EFS=V2WC4+V2UC14/4	Power distribution 24VDC 3L+		12/14/2022	MKLEPADLO	
&EFS=V2WC4+V2UC14/5	Power distribution 24VDC 4L+		12/14/2022	MKLEPADLO	
&EFS=V2WC4+V2UC14/6	Power distribution 24VDC 5L+		12/14/2022	MKLEPADLO	

Table of contents

Column X: An automatically generated page was edited F06_001

Page	Page description	supplementary page field	Date	Edited by	X
&EFS=V2WC4+V2UC14/7	Power distribution 24VDC 6L+		12/14/2022	MKLEPADLO	
&EFS=V2WC4+V2UC14/8	Power distribution 24VDC 7L+		12/14/2022	MKLEPADLO	
&EFS=V2WC4+V2UC14/9	Power distribution 24VDC 8L+		12/14/2022	MKLEPADLO	
&EFS=V2WC4+V2UC14/11	Power distribution 24VDC (Below Disconnect)		12/14/2022	MKLEPADLO	
&EFS=V2WC4+V2UC14/12	Power distribution 24VDC 11L+		12/14/2022	MKLEPADLO	
&EFS=V2WC4+V2UC14/13	Power distribution 24VDC 12L+		12/14/2022	MKLEPADLO	
&EFS=V2WC4+V2UC14/14	Power distribution 24VDC 13L+		12/14/2022	MKLEPADLO	
&EFS=V2WC4+V2UC14/15	Power distribution 24VDC 14L+		12/14/2022	MKLEPADLO	
&EFS=V2WC4+V2UC14/16	Power distribution 24VDC 15L+		12/14/2022	MKLEPADLO	
&EFS=V2WC4+V2UC14/17	Power distribution 24VDC 16L+		12/14/2022	MKLEPADLO	
&EFS=V2WC4+V2UC14/18	Power distribution 24VDC 17L+		12/14/2022	MKLEPADLO	
&EFS=V2WC4+V2UC14/19	Power distribution 24VDC 18L+		12/14/2022	MKLEPADLO	
&EFS=V2WC4+V2UC14/20	24VDC Switched Power 1		12/14/2022	MKLEPADLO	
&EFS=V2WC4+V2UC14/21	24VDC Switched Power 2		12/14/2022	MKLEPADLO	
&EFS=V2WC4+V2UC14/22	24VDC Switched Power 3		12/14/2022	MKLEPADLO	
&EFS=V2WC4+V2UC14/23	24VDC Switched Power 4		12/14/2022	MKLEPADLO	
&EFS=V2WC4+V2UC32/1	Incomming power supply 24 VDC		12/14/2022	MKLEPADLO	
&EFS=V2WC4+V2UC32/2	Power distribution 24VDC 1L+		12/14/2022	MKLEPADLO	
&EFS=V2WC4+V2UC32/3	Monitoring 24VDC		12/14/2022	MKLEPADLO	
&EFS=V2WC4+V2UC46/1	Power distribution 24VDC for Inputs		12/14/2022	MKLEPADLO	
&EFS=V2WC4+V2UC46/2	Power distribution 24VDC 1L+		12/14/2022	MKLEPADLO	
&EFS=V2WC4+V2UC46/3	Power distribution 24VDC 2L+		12/14/2022	MKLEPADLO	
&EFS=V2WC4+V2UC46/4	Power distribution 24VDC 2L+		12/14/2022	MKLEPADLO	
&EFS=V2WC4+V2UC46/5	Power distribution 24VDC 3L+		12/14/2022	MKLEPADLO	
&EFS=V2WC4+V2UC46/6	Power distribution 24VDC 3L+		12/14/2022	MKLEPADLO	
&EFS=V2WC4+V2UC46/7	Power distribution 24VDC 4L+		12/14/2022	MKLEPADLO	
&EFS=V2WR1BG0+V2WR1/1	TURNTABLE POSITION SENSORS		12/14/2022	MKLEPADLO	
&EFS=V2WR1KF1+V2WR1/1	MURR MODULE SAFE 16 IN		12/14/2022	MKLEPADLO	
&EFS=V2WR1KF2+V2WR1/1	MURR MODULE SAFE 16 IN		12/14/2022	MKLEPADLO	
&EFS=V2WR1UQ51BG0+V2WR1UQ51/1	SENSORS		12/14/2022	MKLEPADLO	
&EFS=V2WR1UQ51KF1+V2WR1UQ51/1	CONNECTING MOD. FOR VTSA MANIFOLD		12/14/2022	MKLEPADLO	
&EFS=V2WR1UQ51KF1+V2WR1UQ51/2	CONNECTING MOD. FOR FESTO DQ		12/14/2022	MKLEPADLO	
&EFS=V2WR1UQ51UQ1+V2WR1UQ51UQ1/1	FESTO DQ CONNECTION QN1		12/14/2022	MKLEPADLO	

			Date	12/16/2022	Volvo Trucks North America		Valiant TMS	Table of contents : &EFS=V2WC4+V2UC14/7 - &EFS=V2WR1UQ51UQ1+V2WR1UQ51UQ1/1	Drawing name:	=	
			Ed.	MKLEPADLO						+	
			Appr		P6700 Rear Wall - Cell 2V06				Document type:	Project nr:	Page 17
Modification	Date	Name	Original		Replacement of	Replaced by	Scale 1:1		EAB	22-16148	1460

Table of contents

Column X: An automatically generated page was edited

F06_001

Page	Page description	supplementary page field	Date	Edited by	X
&EFS=V2WR1UQ51UQ2+V2WR1UQ51UQ2/1	FESTO DQ CONNECTION QN2		12/14/2022	MKLEPADLO	
&EFS=V2WR1UQ51WC4+V2WR1UQ51/1	24VDC		12/14/2022	MKLEPADLO	
&EFS=V2WR1UQ52BG0+V2WR1UQ52/1	SENSORS		12/14/2022	MKLEPADLO	
&EFS=V2WR1UQ52BG0+V2WR1UQ52/2	SENSORS		12/14/2022	MKLEPADLO	
&EFS=V2WR1UQ52KF1+V2WR1UQ52/1	CONNECTING MOD. FOR VTSA MANIFOLD		12/14/2022	MKLEPADLO	
&EFS=V2WR1UQ52KF1+V2WR1UQ52/2	I/O MOD. DI16 (8 x M12) FOR VTSA-F		12/14/2022	MKLEPADLO	
&EFS=V2WR1UQ52KF1+V2WR1UQ52/3	CONNECTING MOD. FOR FESTO DQ		12/14/2022	MKLEPADLO	
&EFS=V2WR1UQ52UQ1+V2WR1UQ52UQ1/1	FESTO DQ CONNECTION QN1		12/14/2022	MKLEPADLO	
&EFS=V2WR1UQ52UQ2+V2WR1UQ52UQ2/1	FESTO DQ CONNECTION QN2		12/14/2022	MKLEPADLO	
&EFS=V2WR1UQ52UQ3+V2WR1UQ52UQ3/1	FESTO DQ CONNECTION QN3		12/14/2022	MKLEPADLO	
&EFS=V2WR1UQ52WC4+V2WR1UQ52/1	24VDC		12/14/2022	MKLEPADLO	
&EFS=V2WR1WC1+V2WR1UC01/1	Incoming power & profinet		12/14/2022	MKLEPADLO	
&EFS=V3AR11KF1+V3AR11UC01/1	Incoming Profinet		12/14/2022	MKLEPADLO	
&EFS=V3AR11UQ41BG0+V3AR11UQ41/1	SENSORS		12/14/2022	MKLEPADLO	
&EFS=V3AR11UQ41KF1+V3AR11UQ41/1	Tool changer		12/14/2022	MKLEPADLO	
&EFS=V3AR11UQ41KF1+V3AR11UQ41/2	CONNECTING MOD. FOR MPA MANIFOLD		12/14/2022	MKLEPADLO	
&EFS=V3AR11UQ41KF1+V3AR11UQ41/3	I/O MOD. DI16 (8 x M12) FOR MPA		12/14/2022	MKLEPADLO	
&EFS=V3AR11UQ41KF1+V3AR11UQ41/4	I/O MOD. DI16 (8 x M12) FOR MPA		12/14/2022	MKLEPADLO	
&EFS=V3AR11UQ41KF1+V3AR11UQ41/5	CONNECTING MOD. FOR FESTO DQ		12/14/2022	MKLEPADLO	
&EFS=V3AR11UQ41KF1+V3AR11UQ41/6	Safety sensors (on frame)		9/17/2022	MKLEPADLO	
&EFS=V3AR11UQ41UQ1+V3AR11UQ41/1	FESTO DQ CONNECTION QN1		12/14/2022	MKLEPADLO	
&EFS=V3AR11UQ41UQ2+V3AR11UQ41/1	FESTO DQ CONNECTION QN2		12/14/2022	MKLEPADLO	
&EFS=V3AR11UQ41UQ3+V3AR11UQ41/1	FESTO DQ CONNECTION QN3		12/14/2022	MKLEPADLO	
&EFS=V3AR11WC1+V3AR11UC01/1	Incoming power		12/14/2022	MKLEPADLO	
&EFS=V3AR21KF1+V3AR21UC01/1	Incoming Profinet		12/14/2022	MKLEPADLO	
&EFS=V3AR21WC1+V3AR21UC01/1	Incoming power		12/14/2022	MKLEPADLO	
&EFS=V3AR21XQ11WC1+V3AR21XQ11UC01/1	Incoming power		12/14/2022	MKLEPADLO	
&EFS=V3AR22KF1+V3AR22UC01/1	Incoming Profinet		12/14/2022	MKLEPADLO	
&EFS=V3AR22WC1+V3AR22UC01/1	Incoming power		12/14/2022	MKLEPADLO	
&EFS=V3AR22XQ11WC1+V3AR22XQ11UC01/1	Incoming power		12/14/2022	MKLEPADLO	
&EFS=V3AR41KF1+V3AR41UC01/1	Incoming Profinet		12/14/2022	MKLEPADLO	
&EFS=V3AR41UQ41BG0+V3AR41UQ41/1	SENSORS		12/14/2022	MKLEPADLO	
&EFS=V3AR41UQ41KF1+V3AR41UQ41/1	Tool changer		12/14/2022	MKLEPADLO	

			Date	12/16/2022	Volvo Trucks North America	Valiant TMS	Table of contents : &EFS=V2WR1UQ51UQ2+V2WR1UQ51UQ2/1 - &EFS=V3AR41UQ41KF1+V3AR41UQ41/1	Drawing name:	=	
			Ed.	MKLEPADLO					+	
			Appr		P6700 Rear Wall - Cell 2V06	Scale 1:1		Document type: EAB	Project nr: 22-16148	Page 18
Modification	Date	Name	Original		Replacement of / Replaced by					1460

Table of contents

Column X: An automatically generated page was edited

F06_001

Page	Page description	supplementary page field	Date	Edited by	X
&EFS=V3AR41UQ41KF1+V3AR41UQ41/2	CONNECTING MOD. FOR MPA MANIFOLD		12/14/2022	MKLEPADLO	
&EFS=V3AR41UQ41KF1+V3AR41UQ41/3	I/O MOD. DI16 (8 x M12) FOR MPA		12/14/2022	MKLEPADLO	
&EFS=V3AR41UQ41KF1+V3AR41UQ41/4	CONNECTING MOD. FOR FESTO DQ		12/14/2022	MKLEPADLO	
&EFS=V3AR41UQ41KF1+V3AR41UQ41/5	Safety sensors (on frame)		9/17/2022	MKLEPADLO	
&EFS=V3AR41UQ41UQ1+V3AR41UQ41/1	FESTO DQ CONNECTION QN1		12/14/2022	MKLEPADLO	
&EFS=V3AR41UQ42BG0+V3AR41UQ42/1	SENSORS		12/14/2022	MKLEPADLO	
&EFS=V3AR41UQ42KF1+V3AR41UQ42/1	Tool changer		12/14/2022	MKLEPADLO	
&EFS=V3AR41UQ42KF1+V3AR41UQ42/2	CONNECTING MOD. FOR MPA MANIFOLD		12/14/2022	MKLEPADLO	
&EFS=V3AR41UQ42KF1+V3AR41UQ42/3	I/O MOD. DI16 (8 x M12) FOR MPA		12/14/2022	MKLEPADLO	
&EFS=V3AR41UQ42KF1+V3AR41UQ42/4	CONNECTING MOD. FOR FESTO DQ		12/14/2022	MKLEPADLO	
&EFS=V3AR41UQ42KF1+V3AR41UQ42/5	Safety sensors (on frame)		9/17/2022	MKLEPADLO	
&EFS=V3AR41UQ42UQ1+V3AR41UQ42/1	FESTO DQ CONNECTION QN1		12/14/2022	MKLEPADLO	
&EFS=V3AR41WC1+V3AR41UC01/1	Incoming power		12/14/2022	MKLEPADLO	
&EFS=V3AR41XQ11WC1+V3AR41XQ11UC01/1	Incoming power		12/14/2022	MKLEPADLO	
&EFS=V3AR42KF1+V3AR42UC01/1	Incoming Profinet		12/14/2022	MKLEPADLO	
&EFS=V3AR42UQ41BG0+V3AR42UQ41/1	SENSORS		12/14/2022	MKLEPADLO	
&EFS=V3AR42UQ41KF1+V3AR42UQ41/1	Tool changer		12/14/2022	MKLEPADLO	
&EFS=V3AR42UQ41KF1+V3AR42UQ41/2	CONNECTING MOD. FOR MPA MANIFOLD		12/14/2022	MKLEPADLO	
&EFS=V3AR42UQ41KF1+V3AR42UQ41/3	I/O MOD. DI16 (8 x M12) FOR MPA		12/14/2022	MKLEPADLO	
&EFS=V3AR42UQ41KF1+V3AR42UQ41/4	CONNECTING MOD. FOR FESTO DQ		12/14/2022	MKLEPADLO	
&EFS=V3AR42UQ41KF1+V3AR42UQ41/5	Safety sensors (on frame)		9/17/2022	MKLEPADLO	
&EFS=V3AR42UQ41UQ1+V3AR42UQ41/1	FESTO DQ CONNECTION QN1		12/14/2022	MKLEPADLO	
&EFS=V3AR42UQ42BG0+V3AR42UQ42/1	SENSORS		12/14/2022	MKLEPADLO	
&EFS=V3AR42UQ42KF1+V3AR42UQ42/1	Tool changer		12/14/2022	MKLEPADLO	
&EFS=V3AR42UQ42KF1+V3AR42UQ42/2	CONNECTING MOD. FOR MPA MANIFOLD		12/14/2022	MKLEPADLO	
&EFS=V3AR42UQ42KF1+V3AR42UQ42/3	I/O MOD. DI16 (8 x M12) FOR MPA		12/14/2022	MKLEPADLO	
&EFS=V3AR42UQ42KF1+V3AR42UQ42/4	CONNECTING MOD. FOR FESTO DQ		12/14/2022	MKLEPADLO	
&EFS=V3AR42UQ42KF1+V3AR42UQ42/5	Safety sensors (on frame)		9/17/2022	MKLEPADLO	
&EFS=V3AR42UQ42UQ1+V3AR42UQ42/1	FESTO DQ CONNECTION QN1		12/14/2022	MKLEPADLO	
&EFS=V3AR42WC1+V3AR42UC01/1	Incoming power		12/14/2022	MKLEPADLO	
&EFS=V3AR42XQ11WC1+V3AR42XQ11UC01/1	Incoming power		12/14/2022	MKLEPADLO	
&EFS=V3AR191KF1+V3AR191UC01/1	Incoming Profinet		12/14/2022	MKLEPADLO	
&EFS=V3AR191WC1+V3AR191UC01/1	Incoming power		12/14/2022	MKLEPADLO	

			Date	12/16/2022	Volvo Trucks North America	Valiant TMS	Table of contents : &EFS=V3AR41UQ41KF1+V3AR41UQ41/2 - &EFS=V3AR191WC1+V3AR191UC01/1	Drawing name:	=		
			Ed.	MKLEPADLO					+		
			Appr		P6700 Rear Wall - Cell 2V06	Scale 1:1		Document type: EAB	Project nr: 22-16148	Page	19
Modification	Date	Name	Original		Replacement of / Replaced by						1460

Table of contents

Column X: An automatically generated page was edited F06_001

Page	Page description	supplementary page field	Date	Edited by	X
&EFS=V3BX11WC3+V3BX11UC01/1	Incoming power & profinet		12/14/2022	MKLEPADLO	
&EFS=V3FQ1+V3FQ1/1	Door lock sensor -BG1		12/14/2022	MKLEPADLO	
&EFS=V3FQ1+V3FQ1/2	Door lock sensor -BG2		12/14/2022	MKLEPADLO	
&EFS=V3FQ1+V3FQ1/3	Door lock sensor -BG3		12/14/2022	MKLEPADLO	
&EFS=V3FQ1+V3FQ1/4	Door lock sensor -BG4		12/14/2022	MKLEPADLO	
&EFS=V3FQ1+V3UC11/1	Safety power monitoring RQ - KF11.51		12/14/2022	MKLEPADLO	
&EFS=V3FQ1+V3UC11/2	Safety power monitoring RQ - KF11.52		12/14/2022	MKLEPADLO	
&EFS=V3FQ1+V3UC11/3	Safety power monitoring RQ - KF11.53		12/14/2022	MKLEPADLO	
&EFS=V3FQ1+V3UC11/4	Safety power monitoring RQ - KF11.54		12/14/2022	MKLEPADLO	
&EFS=V3FQ1+V3UC14/1	Safety power monitoring RQ - KF14.51		12/14/2022	MKLEPADLO	
&EFS=V3FQ1+V3UC14/2	Safety power monitoring RQ - KF14.52		12/14/2022	MKLEPADLO	
&EFS=V3FQ1+V3UC14/3	Safety power monitoring RQ - KF14.53		12/14/2022	MKLEPADLO	
&EFS=V3FQ1+V3UC14/4	Safety power monitoring RQ - KF14.54		12/14/2022	MKLEPADLO	
&EFS=V3GL16UQ51BG0+V3GL16UQ51/1	SENSORS		12/14/2022	MKLEPADLO	
&EFS=V3GL16UQ51KF1+V3GL16UQ51/1	CONNECTING MOD. FOR VTSA MANIFOLD		12/14/2022	MKLEPADLO	
&EFS=V3GL16UQ51KF1+V3GL16UQ51/2	I/O MOD. DI16 (8 x M12) FOR VTSA-F		12/14/2022	MKLEPADLO	
&EFS=V3GL16UQ51KF1+V3GL16UQ51/3	I/O MOD. DI16 (8 x M12) FOR VTSA-F		12/14/2022	MKLEPADLO	
&EFS=V3GL16UQ51KF1+V3GL16UQ51/4	CONNECTING MOD. FOR FESTO DQ		12/14/2022	MKLEPADLO	
&EFS=V3GL16UQ51UQ1+V3GL16UQ51UQ51	FESTO DQ CONNECTION QN1		12/14/2022	MKLEPADLO	
&EFS=V3GL16UQ51UQ2+V3GL16UQ51UQ51	FESTO DQ CONNECTION QN2		12/14/2022	MKLEPADLO	
&EFS=V3GL16UQ51UQ6+V3GL16UQ51UQ51	FESTO DQ CONNECTION QN3		12/14/2022	MKLEPADLO	
&EFS=V3KF1+V3UC11/1	Switch, Scalance XC216		12/14/2022	MKLEPADLO	
&EFS=V3KF1+V3UC11/2	Network Overview		12/22/2022	KMAFFRE	
&EFS=V3KF1+V3UC11/3	IM 155 PN		12/14/2022	MKLEPADLO	
&EFS=V3KF1+V3UC11/4	ET200S Wiring DI		12/14/2022	MKLEPADLO	
&EFS=V3KF1+V3UC11/5	ET200S Wiring DI		12/14/2022	MKLEPADLO	
&EFS=V3KF1+V3UC11/6	ET200S Wiring F-DI		12/14/2022	MKLEPADLO	
&EFS=V3KF1+V3UC11/7	ET200S Wiring DQ		12/14/2022	MKLEPADLO	
&EFS=V3KF1+V3UC11/8	ET200S Wiring F-DQ		12/14/2022	MKLEPADLO	
&EFS=V3KF1+V3UC11/9	ET200S DI Overview KF11.11		9/20/2022	MKLEPADLO	
&EFS=V3KF1+V3UC11/10	ET200S DI Overview KF11.12		9/20/2022	MKLEPADLO	
&EFS=V3KF1+V3UC11/11	ET200S DI Overview KF11.13		9/20/2022	MKLEPADLO	
&EFS=V3KF1+V3UC11/12	ET200S DI Overview KF11.14		11/18/2022	KMAFFRE	

			Date	12/22/2022	Volvo Trucks North America	Valiant TMS	Table of contents : &EFS=V3BX11WC3+V3BX11UC01/1 - &EFS=V3KF1+V3UC11/12	Drawing name:	=	
			Ed.	KMAFFRE					+	
			Appr		P6700 Rear Wall - Cell 2V06	Scale 1:1		Document type: EAB	Project nr: 22-16148	Page 20
Modification	Date	Name	Original		Replacement of / Replaced by					1460

Table of contents

Column X: An automatically generated page was edited

F06_001

Page	Page description	supplementary page field	Date	Edited by	X
&EFS=V3KF1+V3UC11/13	ET200S DQ Overview KF11.21		9/20/2022	MKLEPADLO	
&EFS=V3KF1+V3UC11/14	ET200S F-DI Overview KF11.31		9/20/2022	MKLEPADLO	
&EFS=V3KF1+V3UC11/15	ET200S F-DI Overview KF11.32		10/20/2022	MKLEPADLO	
&EFS=V3KF1+V3UC11/16	ET200S F-DQ Overview KF11.41		9/20/2022	MKLEPADLO	
&EFS=V3KF1+V3UC11/17	ET200S F-DQ Overview KF11.42		9/20/2022	MKLEPADLO	
&EFS=V3KF1+V3UC11/18	ET200S F-RQ Overview KF11.51		9/17/2022	MKLEPADLO	
&EFS=V3KF1+V3UC11/19	ET200S F-RQ Overview KF11.52		9/17/2022	MKLEPADLO	
&EFS=V3KF1+V3UC11/20	ET200S F-RQ Overview KF11.53		9/17/2022	MKLEPADLO	
&EFS=V3KF1+V3UC11/21	ET200S F-RQ Overview KF11.54		9/17/2022	MKLEPADLO	
&EFS=V3KF1+V3UC14/1	Switch, Scalance XC216		12/14/2022	MKLEPADLO	
&EFS=V3KF1+V3UC14/2	Network Overview		12/14/2022	MKLEPADLO	
&EFS=V3KF1+V3UC14/3	IM 155 PN		12/14/2022	MKLEPADLO	
&EFS=V3KF1+V3UC14/4	ET200S Wiring DI		12/14/2022	MKLEPADLO	
&EFS=V3KF1+V3UC14/5	ET200S Wiring F-DI		12/14/2022	MKLEPADLO	
&EFS=V3KF1+V3UC14/6	ET200S Wiring DQ		12/14/2022	MKLEPADLO	
&EFS=V3KF1+V3UC14/7	ET200S Wiring F-DQ		12/14/2022	MKLEPADLO	
&EFS=V3KF1+V3UC14/8	ET200S DI Overview KF14.11		10/1/2022	MKLEPADLO	
&EFS=V3KF1+V3UC14/9	ET200S DI Overview KF14.12		12/22/2022	KMAFFRE	
&EFS=V3KF1+V3UC14/10	ET200S DQ Overview KF14.21		12/22/2022	KMAFFRE	
&EFS=V3KF1+V3UC14/11	ET200S F-DI Overview KF14.31		10/26/2022	KMAFFRE	
&EFS=V3KF1+V3UC14/12	ET200S F-DI Overview KF14.32		10/26/2022	KMAFFRE	
&EFS=V3KF1+V3UC14/13	ET200S F-DQ Overview KF14.41		9/19/2022	MKLEPADLO	
&EFS=V3KF1+V3UC14/14	ET200S F-DQ Overview KF14.42		9/19/2022	MKLEPADLO	
&EFS=V3KF1+V3UC14/15	ET200S F-RQ Overview KF14.51		9/17/2022	MKLEPADLO	
&EFS=V3KF1+V3UC14/16	ET200S F-RQ Overview KF14.52		9/17/2022	MKLEPADLO	
&EFS=V3KF1+V3UC14/17	ET200S F-RQ Overview KF14.53		9/17/2022	MKLEPADLO	
&EFS=V3KF1+V3UC14/18	ET200S F-RQ Overview KF14.54		9/17/2022	MKLEPADLO	
&EFS=V3KF1+V3UC32/1	IM 155 PN		12/14/2022	MKLEPADLO	
&EFS=V3KF1+V3UC32/2	ET200S Wiring DI		12/14/2022	MKLEPADLO	
&EFS=V3KF1+V3UC32/3	ET200S Wiring DO		12/14/2022	MKLEPADLO	
&EFS=V3KF1+V3UC32/4	ET200S Wiring F-DI		12/14/2022	MKLEPADLO	
&EFS=V3KF1+V3UC32/5	ET200S Cross-reference Input module		12/16/2022	KMAFFRE	
&EFS=V3KF1+V3UC32/6	ET200S Cross-reference Output module		9/20/2022	MKLEPADLO	

			Date	12/22/2022	Volvo Trucks North America		Valiant TMS	Table of contents : &EFS=V3KF1+V3UC11/13 - &EFS=V3KF1+V3UC32/6	Drawing name:	=	
			Ed.	KMAFFRE						+	
			Appr		P6700 Rear Wall - Cell 2V06				Document type:	Project nr:	Page 21
Modification	Date	Name	Original		Replacement of	Replaced by	Scale 1:1		EAB	22-16148	1460

Table of contents

Column X: An automatically generated page was edited

F06_001

Page	Page description	supplementary page field	Date	Edited by	X
&EFS=V3KF1+V3UC32/7	ET200S Cross-reference Safe input module		9/20/2022	MKLEPADLO	
&EFS=V3PF1BG0+V3PF1/1	SENSORS		12/14/2022	MKLEPADLO	
&EFS=V3PF1KF1+V3PF1/1	CONNECTING MOD. FOR VTSA MANIFOLD		12/14/2022	MKLEPADLO	
&EFS=V3PF1KF1+V3PF1/3	CONNECTING MOD. FOR FESTO DQ		12/14/2022	MKLEPADLO	
&EFS=V3PF1UQ1+V3PF1UQ1/1	FESTO DQ CONNECTION QN1		12/14/2022	MKLEPADLO	
&EFS=V3PF1WC3+V3PF1UC01/1	Incoming power & profinet		12/14/2022	MKLEPADLO	
&EFS=V3SF0PG1+V3UC32/1	TP1500: SOP Display		12/14/2022	MKLEPADLO	
&EFS=V3SF0PG1+V3UC32/2	Operating box SOP		12/16/2022	KMAFFRE	
&EFS=V3UN1BG0+V3UN1/1	SENSORS		12/14/2022	MKLEPADLO	
&EFS=V3UN1FQ1+V3UN1/1	S100 Lift Assist Safety Switch		12/14/2022	MKLEPADLO	
&EFS=V3UN1KF1+V3UN1/1	MURR MODULE 8 IN/ 8 OUT		12/14/2022	MKLEPADLO	
&EFS=V3UN1PF1+V3UN1/2	Station Dome Light		12/14/2022	MKLEPADLO	
&EFS=V3UQ51BG0+V3UQ51/1	SENSORS		12/14/2022	MKLEPADLO	
&EFS=V3UQ51KF1+V3UQ51/1	CONNECTING MOD. FOR VTSA MANIFOLD		12/14/2022	MKLEPADLO	
&EFS=V3UQ51KF1+V3UQ51/2	I/O MOD. DI16 (8 x M12) FOR VTSA-F		12/14/2022	MKLEPADLO	
&EFS=V3UQ51KF1+V3UQ51/3	CONNECTING MOD. FOR FESTO DQ		12/14/2022	MKLEPADLO	
&EFS=V3UQ51UQ1+V3UQ51UQ1/1	FESTO DQ CONNECTION QN1		12/14/2022	MKLEPADLO	
&EFS=V3UQ51UQ2+V3UQ51UQ2/1	FESTO DQ CONNECTION QN2		12/14/2022	MKLEPADLO	
&EFS=V3UQ51UQ3+V3UQ51UQ3/1	FESTO DQ CONNECTION QN3		12/14/2022	MKLEPADLO	
&EFS=V3UQ51UQ4+V3UQ51UQ4/1	FESTO DQ CONNECTION QN4		12/14/2022	MKLEPADLO	
&EFS=V3UQ52BG0+V3UQ52/1	SENSORS		12/14/2022	MKLEPADLO	
&EFS=V3UQ52KF1+V3UQ52/1	CONNECTING MOD. FOR VTSA MANIFOLD		12/14/2022	MKLEPADLO	
&EFS=V3UQ52KF1+V3UQ52/2	I/O MOD. DI16 (8 x M12) FOR VTSA-F		12/14/2022	MKLEPADLO	
&EFS=V3UQ52KF1+V3UQ52/3	I/O MOD. DI16 (8 x M12) FOR VTSA-F		12/14/2022	MKLEPADLO	
&EFS=V3UQ52KF1+V3UQ52/4	I/O MOD. DI16 (8 x M12) FOR VTSA-F		12/14/2022	MKLEPADLO	
&EFS=V3UQ52KF1+V3UQ52/5	CONNECTING MOD. FOR FESTO DQ		12/14/2022	MKLEPADLO	
&EFS=V3UQ52UQ1+V3UQ52UQ1/1	FESTO DQ CONNECTION QN1		12/14/2022	MKLEPADLO	
&EFS=V3UQ52UQ2+V3UQ52UQ2/1	FESTO DQ CONNECTION QN2		12/14/2022	MKLEPADLO	
&EFS=V3UQ52UQ3+V3UQ52UQ3/1	FESTO DQ CONNECTION QN3		12/14/2022	MKLEPADLO	
&EFS=V3UQ52UQ4+V3UQ52UQ4/1	FESTO DQ CONNECTION QN4		12/14/2022	MKLEPADLO	
&EFS=V3UQ52UQ5+V3UQ52UQ5/1	FESTO DQ CONNECTION QN5		12/14/2022	MKLEPADLO	
&EFS=V3UQ52UQ6+V3UQ52UQ6/1	FESTO DQ CONNECTION QN6		12/14/2022	MKLEPADLO	
&EFS=V3WC1+V3UC11/1	Incoming power supply 480 VAC		12/14/2022	MKLEPADLO	

Table of contents

Column X: An automatically generated page was edited

F06_001

Page	Page description	supplementary page field	Date	Edited by	X
&EFS=V3WC1+V3UC161/1	Incoming weld power supply 480 VAC		12/14/2022	MKLEPADLO	
&EFS=V3WC1+V3UC162/1	Incoming weld power supply 480 VAC		12/14/2022	MKLEPADLO	
&EFS=V3WC2+V3UC11/10	Power distribution 480 VAC		12/14/2022	MKLEPADLO	
&EFS=V3WC2+V3UC11/11	Power distribution 480 VAC		12/22/2022	KMAFFRE	
&EFS=V3WC2+V3UC11/12	Power distribution 480 VAC		12/14/2022	MKLEPADLO	
&EFS=V3WC2+V3UC11/13	Power distribution 480 VAC		12/14/2022	MKLEPADLO	
&EFS=V3WC2+V3UC11/14	Power distribution 480 VAC		12/22/2022	KMAFFRE	
&EFS=V3WC2+V3UC11/15	Power distribution 480 VAC		12/14/2022	MKLEPADLO	
&EFS=V3WC2+V3UC11/16	Power distribution 480 VAC		12/14/2022	MKLEPADLO	
&EFS=V3WC2+V3UC11/41	Power distribution 480 VAC monitoring		12/14/2022	MKLEPADLO	
&EFS=V3WC2+V3UC11/42	Power distribution 480 VAC monitoring		12/14/2022	MKLEPADLO	
&EFS=V3WC2+V3UC11/43	Power distribution 480 VAC monitoring		12/14/2022	MKLEPADLO	
&EFS=V3WC2+V3UC161/10	Weld power distribution 480 VAC		12/14/2022	MKLEPADLO	
&EFS=V3WC2+V3UC162/10	Weld power distribution 480 VAC		12/14/2022	MKLEPADLO	
&EFS=V3WC3+V3UC11/1	Power Distribution 120 VAC (Above Disconnect)		12/14/2022	MKLEPADLO	
&EFS=V3WC3+V3UC11/2	Power Distribution 120 VAC (Below Disconnect)		12/14/2022	MKLEPADLO	
&EFS=V3WC3+V3UC11/3	Power Distribution 120 VAC (Below Disconnect)		12/14/2022	MKLEPADLO	
&EFS=V3WC3+V3UC11/4	Power distribution 120 VAC monitoring (Above Disconnect)		12/14/2022	MKLEPADLO	
&EFS=V3WC3+V3UC14/1	Power distribution 120 VAC		12/14/2022	MKLEPADLO	
&EFS=V3WC3+V3UC14/2	Monitoring 120VAC		12/14/2022	MKLEPADLO	
&EFS=V3WC4+V3UC11/1	Power distribution 24VDC (Above Disconnect)		12/14/2022	MKLEPADLO	
&EFS=V3WC4+V3UC11/2	Power distribution 24VDC HL+		12/14/2022	MKLEPADLO	
&EFS=V3WC4+V3UC11/3	Power distribution 24VDC 1L+		12/14/2022	MKLEPADLO	
&EFS=V3WC4+V3UC11/4	Power distribution 24VDC 2L+		12/14/2022	MKLEPADLO	
&EFS=V3WC4+V3UC11/5	Power distribution 24VDC 3L+		12/14/2022	MKLEPADLO	
&EFS=V3WC4+V3UC11/6	Power distribution 24VDC 4L+		12/14/2022	MKLEPADLO	
&EFS=V3WC4+V3UC11/7	Power distribution 24VDC 5L+		12/14/2022	MKLEPADLO	
&EFS=V3WC4+V3UC11/8	Power distribution 24VDC 6L+		12/14/2022	MKLEPADLO	
&EFS=V3WC4+V3UC11/9	Power distribution 24VDC 7L+		12/14/2022	MKLEPADLO	
&EFS=V3WC4+V3UC11/10	Power distribution 24VDC 8L+		12/14/2022	MKLEPADLO	
&EFS=V3WC4+V3UC11/11	Power distribution 24VDC (Below Disconnect)		12/14/2022	MKLEPADLO	
&EFS=V3WC4+V3UC11/12	Power distribution 24VDC 11L+		12/14/2022	MKLEPADLO	
&EFS=V3WC4+V3UC11/13	Power distribution 24VDC 12L+		12/14/2022	MKLEPADLO	

			Date	12/22/2022	Volvo Trucks North America		Valiant TMS	Table of contents : &EFS=V3WC1+V3UC161/1 - &EFS=V3WC4+V3UC11/13	Drawing name:	=	
			Ed.	KMAFFRE						+	
			Appr		P6700 Rear Wall - Cell 2V06				Document type: EAB	Project nr: 22-16148	Page 23
Modification	Date	Name	Original		Replacement of	Replaced by	Scale 1:1				1460

Table of contents

Column X: An automatically generated page was edited

F06_001

Page	Page description	supplementary page field	Date	Edited by	X
&EFS=V3WC4+V3UC11/14	Power distribution 24VDC 13L+		12/14/2022	MKLEPADLO	
&EFS=V3WC4+V3UC11/15	Power distribution 24VDC 14L+		12/14/2022	MKLEPADLO	
&EFS=V3WC4+V3UC11/16	Power distribution 24VDC 15L+		12/14/2022	MKLEPADLO	
&EFS=V3WC4+V3UC11/17	Power distribution 24VDC 16L+		12/14/2022	MKLEPADLO	
&EFS=V3WC4+V3UC11/18	Power distribution 24VDC 17L+		12/14/2022	MKLEPADLO	
&EFS=V3WC4+V3UC11/19	Power distribution 24VDC 18L+		12/14/2022	MKLEPADLO	
&EFS=V3WC4+V3UC11/20	24VDC Unswitched Power 1		12/14/2022	MKLEPADLO	
&EFS=V3WC4+V3UC11/21	24VDC Unswitched Power 2		12/14/2022	MKLEPADLO	
&EFS=V3WC4+V3UC11/22	24VDC Unswitched Power 3		12/14/2022	MKLEPADLO	
&EFS=V3WC4+V3UC11/23	24VDC Unswitched Power 4		12/22/2022	KMAFFRE	
&EFS=V3WC4+V3UC11/24	24VDC Switched Power 1		12/14/2022	MKLEPADLO	
&EFS=V3WC4+V3UC11/25	24VDC Switched Power 2		12/14/2022	MKLEPADLO	
&EFS=V3WC4+V3UC11/26	24VDC Switched Power 3		12/14/2022	MKLEPADLO	
&EFS=V3WC4+V3UC11/27	24VDC Switched Power 4		12/14/2022	MKLEPADLO	
&EFS=V3WC4+V3UC14/1	Power distribution 24VDC for Inputs		12/14/2022	MKLEPADLO	
&EFS=V3WC4+V3UC14/2	Power distribution 24VDC 1L+		12/14/2022	MKLEPADLO	
&EFS=V3WC4+V3UC14/3	Power distribution 24VDC 2L+		12/14/2022	MKLEPADLO	
&EFS=V3WC4+V3UC14/4	Power distribution 24VDC 3L+		12/14/2022	MKLEPADLO	
&EFS=V3WC4+V3UC14/5	Power distribution 24VDC 4L+		12/14/2022	MKLEPADLO	
&EFS=V3WC4+V3UC14/6	Power distribution 24VDC 5L+		12/14/2022	MKLEPADLO	
&EFS=V3WC4+V3UC14/7	Power distribution 24VDC 6L+		12/14/2022	MKLEPADLO	
&EFS=V3WC4+V3UC14/8	Power distribution 24VDC 7L+		12/14/2022	MKLEPADLO	
&EFS=V3WC4+V3UC14/9	Power distribution 24VDC 8L+		12/22/2022	KMAFFRE	
&EFS=V3WC4+V3UC14/11	Power distribution 24VDC (Below Disconnect)		12/14/2022	MKLEPADLO	
&EFS=V3WC4+V3UC14/12	Power distribution 24VDC 11L+		12/14/2022	MKLEPADLO	
&EFS=V3WC4+V3UC14/13	Power distribution 24VDC 12L+		12/16/2022	MKLEPADLO	
&EFS=V3WC4+V3UC14/14	Power distribution 24VDC 13L+		12/14/2022	MKLEPADLO	
&EFS=V3WC4+V3UC14/15	Power distribution 24VDC 14L+		12/14/2022	MKLEPADLO	
&EFS=V3WC4+V3UC14/16	Power distribution 24VDC 15L+		12/14/2022	MKLEPADLO	
&EFS=V3WC4+V3UC14/17	Power distribution 24VDC 16L+		12/14/2022	MKLEPADLO	
&EFS=V3WC4+V3UC14/18	Power distribution 24VDC 17L+		12/14/2022	MKLEPADLO	
&EFS=V3WC4+V3UC14/19	Power distribution 24VDC 18L+		12/14/2022	MKLEPADLO	
&EFS=V3WC4+V3UC14/20	24VDC Switched Power 1		12/14/2022	MKLEPADLO	

			Date	12/22/2022	Volvo Trucks North America		Valiant TMS	Table of contents : &EFS=V3WC4+V3UC11/14 - &EFS=V3WC4+V3UC14/20	Drawing name:	=	
			Ed.	KMAFFRE						+	
			Appr		P6700 Rear Wall - Cell 2V06		Scale 1:1		Document type: EAB	Project nr: 22-16148	Page 24
Modification	Date	Name	Original		Replacement of	Replaced by					1460

Table of contents

Column X: An automatically generated page was edited F06_001

Page	Page description	supplementary page field	Date	Edited by	X
&EFS=V3WC4+V3UC14/21	24VDC Switched Power 2		12/14/2022	MKLEPADLO	
&EFS=V3WC4+V3UC14/22	24VDC Switched Power 3		12/14/2022	MKLEPADLO	
&EFS=V3WC4+V3UC14/23	24VDC Switched Power 4		12/14/2022	MKLEPADLO	
&EFS=V3WC4+V3UC32/1	Incomming power supply 24 VDC		12/14/2022	MKLEPADLO	
&EFS=V3WC4+V3UC32/2	Power distribution 24VDC 1L+		12/14/2022	MKLEPADLO	
&EFS=V3WC4+V3UC32/3	Monitoring 24VDC		12/14/2022	MKLEPADLO	
&EFS=V4AR181FQ1+V4AR181UC01/1	IPG Laser Controller Interlocks		12/16/2022	KMAFFRE	
&EFS=V4AR181KF1+V4AR181UC01/1	Incoming Profinet		12/14/2022	MKLEPADLO	
&EFS=V4AR181WC1+V4AR181UC01/1	Incoming power		12/14/2022	MKLEPADLO	
&EFS=V4AR181XQ91WC1+V4AR181XQ91UC01/1	Incoming power		12/22/2022	KMAFFRE	
&EFS=V4AR181XQ92WC1+V4AR181XQ92UC01/1	Incoming power		12/22/2022	KMAFFRE	
&EFS=V4AR181XQ93WC1+V4AR181XQ93UC01/1	Incoming power		12/14/2022	MKLEPADLO	
&EFS=V4FQ1+V4FQ1/1	Door lock sensors BG1 - BG4		12/22/2022	KMAFFRE	
&EFS=V4FQ1+V4UC46/1	Safety power monitoring RQ - KF46.51		12/14/2022	MKLEPADLO	
&EFS=V4FQ1+V4UC46/2	Safety power monitoring RQ - KF46.52		12/14/2022	MKLEPADLO	
&EFS=V4FQ1+V4UC46/3	Safety power monitoring RQ - KF46.53		12/14/2022	MKLEPADLO	
&EFS=V4FQ1+V4UC46/4	Safety power monitoring RQ - KF46.54		12/14/2022	MKLEPADLO	
&EFS=V4GL11WC1+V4GL11UC01/1	Incoming power		12/14/2022	MKLEPADLO	
&EFS=V4KF1+V4UC46/101	Switch, Scalance XC208		12/14/2022	MKLEPADLO	
&EFS=V4KF1+V4UC46/102	Network Overview		12/14/2022	MKLEPADLO	
&EFS=V4KF1+V4UC46/103	IM 155 PN		12/14/2022	MKLEPADLO	
&EFS=V4KF1+V4UC46/104	ET200S Wiring DI		12/14/2022	MKLEPADLO	
&EFS=V4KF1+V4UC46/105	ET200S Wiring F-DQ		12/14/2022	MKLEPADLO	
&EFS=V4KF1+V4UC46/106	ET200S DI Overview KF46.11		9/19/2022	MKLEPADLO	
&EFS=V4KF1+V4UC46/107	ET200S F-DQ Overview KF46.41		9/19/2022	MKLEPADLO	
&EFS=V4KF1+V4UC46/108	ET200S F-RQ Overview KF46.51		9/17/2022	MKLEPADLO	
&EFS=V4KF1+V4UC46/109	ET200S F-RQ Overview KF46.52		9/17/2022	MKLEPADLO	
&EFS=V4KF1+V4UC46/110	ET200S F-RQ Overview KF46.53		9/17/2022	MKLEPADLO	
&EFS=V4KF1+V4UC46/111	ET200S F-RQ Overview KF46.54		9/17/2022	MKLEPADLO	
&EFS=V4LB1BG0+V4LB1/1	SENSORS		12/14/2022	MKLEPADLO	
&EFS=V4LB1BG0+V4LB1/2	SENSORS		12/14/2022	MKLEPADLO	
&EFS=V4LB1KF1+V4LB1/10	MURR MODULE 16 IN		12/14/2022	MKLEPADLO	
&EFS=V4LB1KF2+V4LB1KF2/10	G120D Control Unit		12/22/2022	KMAFFRE	

			Date	12/22/2022	Volvo Trucks North America		Valiant TMS	Table of contents : &EFS=V3WC4+V3UC14/21 - &EFS=V4LB1KF2+V4LB1KF2/10	Drawing name:	=	
			Ed.	KMAFFRE						+	
			Appr		P6700 Rear Wall - Cell 2V06				Document type: EAB	Project nr: 22-16148	Page 25
Modification	Date	Name	Original		Replacement of	Replaced by	Scale 1:1				1460

Table of contents

Column X: An automatically generated page was edited F06_001

Page	Page description	supplementary page field	Date	Edited by	X
&EFS=V4LB1WC1+V4LB1UC01/1	Incoming power		12/14/2022	MKLEPADLO	
&EFS=V4LB1WC3+V4LB1WC3/1	Incoming power		12/14/2022	MKLEPADLO	
&EFS=V4PZ1PF1+V4UC61/1	Area 4 Indication column		12/22/2022	KMAFFRE	
&EFS=V4SF0SF1+V4UC91/1	Operating box UC91		12/22/2022	KMAFFRE	
&EFS=V4WC3+V4UC46/1	Power distribution 120 VAC		12/14/2022	MKLEPADLO	
&EFS=V4WC3+V4UC46/2	Monitoring 120VAC		12/14/2022	MKLEPADLO	
&EFS=V4WC4+V4UC46/1	Power distribution 24VDC for Inputs		12/14/2022	MKLEPADLO	
&EFS=V4WC4+V4UC46/2	Power distribution 24VDC 1L+		12/14/2022	MKLEPADLO	
&EFS=V4WC4+V4UC46/3	Power distribution 24VDC 2L+		12/14/2022	MKLEPADLO	
&EFS=V4WC4+V4UC46/4	Power distribution 24VDC 2L+		12/14/2022	MKLEPADLO	
&EFS=V4WC4+V4UC46/5	Power distribution 24VDC 3L+		12/14/2022	MKLEPADLO	
&EFS=V4WC4+V4UC46/6	Power distribution 24VDC 3L+		12/14/2022	MKLEPADLO	
&EFS=V4WC4+V4UC46/7	Power distribution 24VDC 4L+		12/14/2022	MKLEPADLO	
&EFS=V4WR1BG0+V4WR1/1	TURNTABLE POSITION SENSORS		12/14/2022	MKLEPADLO	
&EFS=V4WR1KF1+V4WR1/1	MURR MODULE SAFE 16 IN		12/22/2022	KMAFFRE	
&EFS=V4WR1UQ51BG0+V4WR1UQ51/1	SENSORS		12/14/2022	MKLEPADLO	
&EFS=V4WR1UQ51KF1+V4WR1UQ51/1	CONNECTING MOD. FOR VTSA MANIFOLD		12/14/2022	MKLEPADLO	
&EFS=V4WR1UQ51KF1+V4WR1UQ51/2	I/O MOD. DI16 (8 x M12) FOR VTSA-F		12/14/2022	MKLEPADLO	
&EFS=V4WR1UQ51KF1+V4WR1UQ51/3	CONNECTING MOD. FOR FESTO DQ		12/14/2022	MKLEPADLO	
&EFS=V4WR1UQ51UQ1+V4WR1UQ51UQ1/1	FESTO DQ CONNECTION QN1		12/14/2022	MKLEPADLO	
&EFS=V4WR1UQ51UQ2+V4WR1UQ51UQ2/1	FESTO DQ CONNECTION QN2		12/14/2022	MKLEPADLO	
&EFS=V4WR1UQ51WC4+V4WR1UQ51/1	24VDC		12/14/2022	MKLEPADLO	
&EFS=V4WR1UQ52BG0+V4WR1UQ52/1	SENSORS		12/14/2022	MKLEPADLO	
&EFS=V4WR1UQ52KF1+V4WR1UQ52/1	CONNECTING MOD. FOR VTSA MANIFOLD		12/14/2022	MKLEPADLO	
&EFS=V4WR1UQ52KF1+V4WR1UQ52/2	I/O MOD. DI16 (8 x M12) FOR VTSA-F		12/14/2022	MKLEPADLO	
&EFS=V4WR1UQ52KF1+V4WR1UQ52/3	CONNECTING MOD. FOR FESTO DQ		12/14/2022	MKLEPADLO	
&EFS=V4WR1UQ52UQ1+V4WR1UQ52UQ1/1	FESTO DQ CONNECTION QN1		12/14/2022	MKLEPADLO	
&EFS=V4WR1UQ52UQ1+V4WR1UQ52UQ1/2	FESTO DQ CONNECTION QN1		12/14/2022	MKLEPADLO	
&EFS=V4WR1UQ52WC4+V4WR1UQ52/1	24VDC		12/14/2022	MKLEPADLO	
&EFS=V4WR1WC1+V4WR1UC01/1	Incoming power & profinet		12/14/2022	MKLEPADLO	
&ELU=KF0+UC31/1	Layout UC31 MOP		9/26/2022	MKLEPADLO	
&ELU=KF0+UC31/2	Layout UC31 MOP External View		9/26/2022	MKLEPADLO	
&ELU=KF0+UC31/3	Layout UC31 MOP Internal View		12/16/2022	KMAFFRE	

0 1 2 3 4 5 6 7 8 9

Table of contents

Column X: An automatically generated page was edited F06_001

Page	Page description	supplementary page field	Date	Edited by	X
&ELU=V1PZ1PF1+V1UC61/1	Layout UC61 SL External View		9/26/2022	MKLEPADLO	
&ELU=V1PZ1PF1+V1UC61/2	Layout UC61 SL Internal View		9/26/2022	MKLEPADLO	
&ELU=V1PZ1PF2+V1UC62/1	Layout UC62 SL External View		9/26/2022	MKLEPADLO	
&ELU=V1PZ1PF2+V1UC62/2	Layout UC62 SL Internal View		9/26/2022	MKLEPADLO	
&ELU=V1SF0PG1+V1UC32/1	Layout UC32 SOP External View		12/16/2022	KMAFFRE	
&ELU=V1SF0PG1+V1UC32/2	Layout UC32 SOP Internal View		10/6/2022	MKLEPADLO	
&ELU=V1SF0PG2+V1UC51/1	Layout UC51 OD External View		9/26/2022	MKLEPADLO	
&ELU=V1SF0PG3+V1UC52/1	Layout UC52 OD External View		9/26/2022	MKLEPADLO	
&ELU=V1SF0SF1+V1UC71/1	Layout UC71 RB External View		9/26/2022	MKLEPADLO	
&ELU=V1SF0SF2+V1UC72/1	Layout UC72 RB External View		9/26/2022	MKLEPADLO	
&ELU=V1UC11+V1UC11/1	Layout UC11 PDP External View		9/26/2022	MKLEPADLO	
&ELU=V1UC11+V1UC11/2	Layout UC11 PDP Internal View		9/26/2022	MKLEPADLO	
&ELU=V1UC46+V1UC46/1	Layout UC46 TT RIO External View		9/26/2022	MKLEPADLO	
&ELU=V1UC46+V1UC46/2	Layout UC46 TT RIO Internal View		11/14/2022	KMAFFRE	
&ELU=V1UC47+V1UC47/1	Layout UC47 TT RIO External View		9/26/2022	MKLEPADLO	
&ELU=V1UC47+V1UC47/2	Layout UC47 TT RIO Internal View		11/14/2022	KMAFFRE	
&ELU=V2PZ1PF1+V2UC61/1	Layout UC61 SL External View		9/26/2022	MKLEPADLO	
&ELU=V2PZ1PF1+V2UC61/2	Layout UC61 SL Internal View		9/26/2022	MKLEPADLO	
&ELU=V2PZ1PF2+V2UC62/1	Layout UC62 SL External View		9/26/2022	MKLEPADLO	
&ELU=V2PZ1PF2+V2UC62/2	Layout UC62 SL Internal View		9/26/2022	MKLEPADLO	
&ELU=V2PZ1PF3+V2UC63/1	Layout UC63 SL External View		9/26/2022	MKLEPADLO	
&ELU=V2PZ1PF3+V2UC63/2	Layout UC63 SL Internal View		9/26/2022	MKLEPADLO	
&ELU=V2PZ1PF4+V2UC64/1	Layout UC64 SL External View		9/26/2022	MKLEPADLO	
&ELU=V2PZ1PF4+V2UC64/2	Layout UC64 SL Internal View		9/26/2022	MKLEPADLO	
&ELU=V2PZ1PF5+V2UC65/1	Layout UC65 SL External View		9/26/2022	MKLEPADLO	
&ELU=V2PZ1PF5+V2UC65/2	Layout UC65 SL Internal View		9/26/2022	MKLEPADLO	
&ELU=V2SF0PG1+V2UC32/1	Layout UC32 SOP External View		12/16/2022	KMAFFRE	
&ELU=V2SF0PG1+V2UC32/2	Layout UC32 SOP Internal View		9/26/2022	MKLEPADLO	
&ELU=V2SF0PG2+V2UC51/1	Layout UC51 OD External View		9/26/2022	MKLEPADLO	
&ELU=V2SF0SF1+V2UC71/1	Layout UC71 RB External View		9/26/2022	MKLEPADLO	
&ELU=V2SF0SF2+V2UC72/1	Layout UC72 RB External View		9/26/2022	MKLEPADLO	
&ELU=V2SF0SF3+V2UC73/1	Layout UC73 RB External View		9/26/2022	MKLEPADLO	
&ELU=V2SF0SF4+V2UC74/1	Layout UC74 RB External View		9/26/2022	MKLEPADLO	

			Date	12/22/2022	Volvo Trucks North America	Valiant TMS	Table of contents : &ELU=V1PZ1PF1+V1UC61/1 - &ELU=V2SF0SF4+V2UC74/1	Drawing name:	=	
			Ed.	KMAFFRE	P6700 Rear Wall - Cell 2V06				+	
			Appr					Document type: EAB	Project nr: 22-16148	Page 27
Modification	Date	Name	Original		Replacement of / Replaced by	Scale 1:1				1460

Table of contents

Column X: An automatically generated page was edited F06_001

Page	Page description	supplementary page field	Date	Edited by	X
&ELU=V2SF0SF5+V2UC75/1	Layout UC75 RB External View		9/26/2022	MKLEPADLO	
&ELU=V2UC14+V2UC14/1	Layout UC14 RIO External View		9/26/2022	MKLEPADLO	
&ELU=V2UC14+V2UC14/2	Layout UC14 RIO Internal View		9/26/2022	MKLEPADLO	
&ELU=V2UC46+V2UC46/1	Layout UC46 TT RIO External View		9/26/2022	MKLEPADLO	
&ELU=V2UC46+V2UC46/2	Layout UC46 TT RIO Internal View		11/14/2022	KMAFFRE	
&ELU=V3SF0PG1+V3UC32/1	Layout UC32 SOP External View		12/16/2022	KMAFFRE	
&ELU=V3SF0PG1+V3UC32/2	Layout UC32 SOP Internal View		9/26/2022	MKLEPADLO	
&ELU=V3UC11+V3UC11/1	Layout UC11 PDP External View		9/26/2022	MKLEPADLO	
&ELU=V3UC11+V3UC11/2	Layout UC11 PDP Internal View		9/26/2022	MKLEPADLO	
&ELU=V3UC14+V3UC14/1	Layout UC14 RIO External View		9/26/2022	MKLEPADLO	
&ELU=V3UC14+V3UC14/2	Layout UC14 RIO Internal View		9/26/2022	MKLEPADLO	
&ELU=V4PZ1PF1+V4UC61/1	Layout UC61 SL External View		12/22/2022	KMAFFRE	
&ELU=V4PZ1PF1+V4UC61/2	Layout UC61 SL Internal View		12/1/2022	KMAFFRE	
&ELU=V4SF0SF1+V4UC91/1	Layout UC91 External View		12/22/2022	KMAFFRE	
&ELU=V4UC46+V4UC46/1	Layout UC46 TT RIO External View		9/26/2022	MKLEPADLO	
&ELU=V4UC46+V4UC46/2	Layout UC46 TT RIO Internal View		11/14/2022	KMAFFRE	
&EMC/1	Cable overview		12/16/2022	KMAFFRE	
&EMC/2	Cable overview		12/16/2022	MKLEPADLO	
&EMC/3	Cable overview		12/16/2022	MKLEPADLO	
&EMC/4	Cable overview		12/22/2022	KMAFFRE	
&EMC/5	Cable overview		12/22/2022	KMAFFRE	
&EMC/6	Cable overview		12/22/2022	KMAFFRE	
&EMC/7	Cable overview		12/22/2022	KMAFFRE	
&EMC/8	Cable overview		12/22/2022	KMAFFRE	
&EMC/9	Cable overview		12/22/2022	KMAFFRE	
&EMC/10	Cable overview		12/22/2022	KMAFFRE	
&EMC/11	Cable overview		12/22/2022	KMAFFRE	
&EMC/12	Cable overview		12/22/2022	KMAFFRE	
&EMC/13	Cable overview		12/22/2022	KMAFFRE	
&EMC/14	Cable overview		12/22/2022	KMAFFRE	
&EMC/15	Cable overview		12/22/2022	KMAFFRE	
&EMC/16	Cable overview		12/22/2022	KMAFFRE	
&EMC/17	Cable overview		12/22/2022	KMAFFRE	

			Date	12/22/2022	Volvo Trucks North America	Valiant TMS	Table of contents : &ELU=V2SF0SF5+V2UC75/1 - &EMC/17	Drawing name:	=	
			Ed.	KMAFFRE	P6700 Rear Wall - Cell 2V06				+	
			Appr					Document type: EAB	Project nr: 22-16148	Page 28
Modification	Date	Name	Original		Replacement of / Replaced by	Scale 1:1				1460

Table of contents

Column X: An automatically generated page was edited F06_001

Page	Page description	supplementary page field	Date	Edited by	X
&EMC/18	Cable overview		12/22/2022	KMAFFRE	
&EMC/19	Cable overview		12/22/2022	KMAFFRE	
&EMC/20	Cable overview		12/22/2022	KMAFFRE	
&EMC/21	Cable overview		12/22/2022	KMAFFRE	
&EMC/22	Cable overview		12/22/2022	KMAFFRE	
&EMC/23	Cable overview		12/22/2022	KMAFFRE	
&EMC/24	Cable overview		12/22/2022	KMAFFRE	
&EMC/25	Cable overview		12/22/2022	KMAFFRE	
&EMC/26	Cable overview		12/22/2022	KMAFFRE	
&EMC/27	Cable overview		12/22/2022	KMAFFRE	
&EPB/1	Parts list : TS 35_7,5 - TS 35_7,5		12/2/2022	KMAFFRE	
&EPB+KH0/1	Parts list : TUR.BS 8251-0/PG9 - TUR.BS 8251-0/PG9		10/28/2022	KMAFFRE	
&EPB+UC31/1	Parts list : US2.ECGB5 - SIE.6EP3336-7SB00-3AX0		12/12/2022	MKLEPADLO	
&EPB+UC31UC91/1	Parts list : ABB.1SFA619550R1051 - ABB.1SFA619100R1023		10/21/2022	MKLEPADLO	
&EPB+UC31UC92/1	Parts list : ABB.1SFA619100R1111 - ABB.1SFA619200R1016		10/21/2022	MKLEPADLO	
&EPB+UC32/1	Parts list : ABB.1SFA619550R1051 - ABB.1SFA616915R1005		10/21/2022	MKLEPADLO	
&EPB+V1AR21XQ11UC01/1	Parts list : ABB.2CMA193115R1000 - ABB.2CMA193115R1000		10/21/2022	MKLEPADLO	
&EPB+V1AR41UQ41/1	Parts list : TUR.1625891 - FES.549335		10/21/2022	MKLEPADLO	
&EPB+V1AR41UQ41UQ1.1/1	Parts list : TUN.1324638 - TUN.1324638		10/21/2022	MKLEPADLO	
&EPB+V1AR41UQ41UQ1.2/1	Parts list : TUN.1324638 - TUN.1324638		10/21/2022	MKLEPADLO	
&EPB+V1AR41UQ41UQ1.3/1	Parts list : TUN.1324638 - TUN.1324638		10/21/2022	MKLEPADLO	
&EPB+V1AR41UQ41UQ1.4/1	Parts list : TUN.1324638 - TUN.1324638		10/21/2022	MKLEPADLO	
&EPB+V1AR41UQ41UQ1.5/1	Parts list : TUN.1324638 - TUN.1324638		10/21/2022	MKLEPADLO	
&EPB+V1AR41UQ41UQ1.6/1	Parts list : TUN.1324638 - TUN.1324638		10/21/2022	MKLEPADLO	
&EPB+V1AR41UQ41UQ2.1/1	Parts list : TUN.1324638 - TUN.1324638		10/21/2022	MKLEPADLO	
&EPB+V1AR41UQ41UQ2.2/1	Parts list : TUN.1324638 - TUN.1324638		10/21/2022	MKLEPADLO	
&EPB+V1AR41UQ41UQ2.3/1	Parts list : TUN.1324638 - TUN.1324638		10/21/2022	MKLEPADLO	
&EPB+V1AR41UQ41UQ2.4/1	Parts list : TUN.1324638 - TUN.1324638		10/21/2022	MKLEPADLO	
&EPB+V1AR41UQ41UQ2.5/1	Parts list : TUN.1324638 - TUN.1324638		10/21/2022	MKLEPADLO	
&EPB+V1AR41UQ41UQ2.6/1	Parts list : TUN.1324638 - TUN.1324638		10/21/2022	MKLEPADLO	
&EPB+V1AR41UQ42/1	Parts list : TUR.1625891 - FES.549335		10/21/2022	MKLEPADLO	
&EPB+V1AR41UQ42UQ1.1/1	Parts list : TUN.1324638 - TUN.1324638		10/21/2022	MKLEPADLO	
&EPB+V1AR41UQ42UQ1.2/1	Parts list : TUN.1324638 - TUN.1324638		10/21/2022	MKLEPADLO	

			Date	12/22/2022	Volvo Trucks North America		Valiant TMS	Table of contents : &EMC/18 - &EPB+V1AR41UQ42UQ1.2/1	Drawing name:	=	
			Ed.	KMAFFRE						+	
			Appr		P6700 Rear Wall - Cell 2V06				Document type:	Project nr:	Page 29
Modification	Date	Name	Original		Replacement of	Replaced by	Scale 1:1		EAB	22-16148	1460

Table of contents

Column X: An automatically generated page was edited F06_001

Page	Page description	supplementary page field	Date	Edited by	X
&EPB+V1AR41UQ42UQ1.3/1	Parts list : TUN.1324638 - TUN.1324638		10/21/2022	MKLEPADLO	
&EPB+V1AR41UQ42UQ1.4/1	Parts list : TUN.1324638 - TUN.1324638		10/21/2022	MKLEPADLO	
&EPB+V1AR41UQ42UQ1.5/1	Parts list : TUN.1324638 - TUN.1324638		10/21/2022	MKLEPADLO	
&EPB+V1AR41UQ42UQ1.6/1	Parts list : TUN.1324638 - TUN.1324638		10/21/2022	MKLEPADLO	
&EPB+V1AR41UQ42UQ2.1/1	Parts list : TUN.1324638 - TUN.1324638		10/21/2022	MKLEPADLO	
&EPB+V1AR41UQ42UQ2.2/1	Parts list : TUN.1324638 - TUN.1324638		10/21/2022	MKLEPADLO	
&EPB+V1AR41UQ42UQ2.3/1	Parts list : TUN.1324638 - TUN.1324638		10/21/2022	MKLEPADLO	
&EPB+V1AR41UQ42UQ2.4/1	Parts list : TUN.1324638 - TUN.1324638		10/21/2022	MKLEPADLO	
&EPB+V1AR41UR41/1	Parts list : ABB.2TLA020051R5200 - MURR.55556		12/8/2022	KMAFFRE	
&EPB+V1AR41XQ11UC01/1	Parts list : ABB.2CMA193115R1000 - ABB.2CMA193115R1000		10/21/2022	MKLEPADLO	
&EPB+V1AR42UQ41/1	Parts list : TUR.1652920 - FES.549335		10/21/2022	MKLEPADLO	
&EPB+V1AR42UQ41UQ1.1/1	Parts list : WEL.WWS001A - WEL.WWS001A		10/21/2022	MKLEPADLO	
&EPB+V1AR42UQ41UQ1.2/1	Parts list : WEL.WWS001A - WEL.WWS001A		10/21/2022	MKLEPADLO	
&EPB+V1AR42UQ41UQ2.1/1	Parts list : TUN.1324638 - TUN.1324638		10/21/2022	MKLEPADLO	
&EPB+V1AR42UQ41UQ2.2/1	Parts list : TUN.1324638 - TUN.1324638		10/21/2022	MKLEPADLO	
&EPB+V1AR42UQ41UQ2.3/1	Parts list : TUN.1324638 - TUN.1324638		10/21/2022	MKLEPADLO	
&EPB+V1AR42UQ41UQ2.4/1	Parts list : TUN.1324638 - TUN.1324638		10/21/2022	MKLEPADLO	
&EPB+V1AR42UQ41UQ2.5/1	Parts list : TUN.1324644 - TUN.1324644		10/21/2022	MKLEPADLO	
&EPB+V1AR42UQ41UQ2.6/1	Parts list : TUN.1324644 - TUN.1324644		10/21/2022	MKLEPADLO	
&EPB+V1AR42UQ42/1	Parts list : TUR.1625891 - FES.549335		10/21/2022	MKLEPADLO	
&EPB+V1AR42UQ42UQ1.1/1	Parts list : TUN.1324644 - TUN.1324644		10/21/2022	MKLEPADLO	
&EPB+V1AR42UQ42UQ1.2/1	Parts list : TUN.1324644 - TUN.1324644		10/21/2022	MKLEPADLO	
&EPB+V1AR42UQ42UQ1.3/1	Parts list : TUN.1324638 - TUN.1324638		10/21/2022	MKLEPADLO	
&EPB+V1AR42UQ42UQ1.4/1	Parts list : TUN.1324638 - TUN.1324638		10/21/2022	MKLEPADLO	
&EPB+V1AR42UR41/1	Parts list : ABB.2TLA020051R5200 - MURR.55556		12/8/2022	KMAFFRE	
&EPB+V1AR42XQ11UC01/1	Parts list : ABB.2CMA193115R1000 - ABB.2CMA193115R1000		10/21/2022	MKLEPADLO	
&EPB+V1AR43UQ41/1	Parts list : TUR.1625891 - FES.549335		10/21/2022	MKLEPADLO	
&EPB+V1AR43UQ41UQ1.1/1	Parts list : WEL.WWS001A - WEL.WWS001A		10/21/2022	MKLEPADLO	
&EPB+V1AR43UQ41UQ2.1/1	Parts list : TUN.1324644 - TUN.1324644		10/21/2022	MKLEPADLO	
&EPB+V1AR43UQ41UQ2.2/1	Parts list : TUN.1324644 - TUN.1324644		10/21/2022	MKLEPADLO	
&EPB+V1AR43UQ41UQ2.3/1	Parts list : TUN.1324638 - TUN.1324638		10/21/2022	MKLEPADLO	
&EPB+V1AR43UQ41UQ2.4/1	Parts list : TUN.1324638 - TUN.1324638		10/21/2022	MKLEPADLO	
&EPB+V1AR43UQ41UQ2.5/1	Parts list : TUN.1324644 - TUN.1324644		10/21/2022	MKLEPADLO	

Table of contents

Column X: An automatically generated page was edited F06_001

Page	Page description	supplementary page field	Date	Edited by	X
&EPB+V1AR43UQ41UQ2.6/1	Parts list : TUN.1324644 - TUN.1324644		10/21/2022	MKLEPADLO	
&EPB+V1AR43UQ42/1	Parts list : TUR.1625891 - FES.549335		10/21/2022	MKLEPADLO	
&EPB+V1AR43UQ42UQ1.1/1	Parts list : WEL.WWS001A - WEL.WWS001A		10/21/2022	MKLEPADLO	
&EPB+V1AR43UQ42UQ2.1/1	Parts list : TUN.1324644 - TUN.1324644		10/21/2022	MKLEPADLO	
&EPB+V1AR43UQ42UQ2.2/1	Parts list : TUN.1324644 - TUN.1324644		10/21/2022	MKLEPADLO	
&EPB+V1AR43UQ42UQ2.3/1	Parts list : TUN.1324644 - TUN.1324644		10/21/2022	MKLEPADLO	
&EPB+V1AR43UQ42UQ2.4/1	Parts list : TUN.1324644 - TUN.1324644		10/21/2022	MKLEPADLO	
&EPB+V1AR43UQ42UQ2.5/1	Parts list : TUN.1324638 - TUN.1324638		10/21/2022	MKLEPADLO	
&EPB+V1AR43UQ42UQ2.6/1	Parts list : TUN.1324638 - TUN.1324638		10/21/2022	MKLEPADLO	
&EPB+V1AR43XQ11UC01/1	Parts list : ABB.2CMA193115R1000 - ABB.2CMA193115R1000		10/21/2022	MKLEPADLO	
&EPB+V1AR201UQ41/1	Parts list : TUR.1625891 - FES.549335		10/21/2022	MKLEPADLO	
&EPB+V1AR201UQ41UQ1.1/1	Parts list : FES.8001234 - FES.8001234		10/21/2022	MKLEPADLO	
&EPB+V1AR201UQ41UQ2.1/1	Parts list : TUN.1324638 - TUN.1324638		10/21/2022	MKLEPADLO	
&EPB+V1AR201UQ41UQ2.2/1	Parts list : TUN.1324638 - TUN.1324638		10/21/2022	MKLEPADLO	
&EPB+V1AR201UQ41UQ2.3/1	Parts list : TUN.1324638 - TUN.1324638		10/21/2022	MKLEPADLO	
&EPB+V1AR201UQ41UQ2.4/1	Parts list : TUN.1324638 - TUN.1324638		10/21/2022	MKLEPADLO	
&EPB+V1AR201UQ42/1	Parts list : TUR.1625891 - FES.549335		10/21/2022	MKLEPADLO	
&EPB+V1AR201UQ42UQ1.1/1	Parts list : FES.8001234 - FES.8001234		10/21/2022	MKLEPADLO	
&EPB+V1AR201UQ42UQ2.1/1	Parts list : TUN.1324638 - TUN.1324638		10/21/2022	MKLEPADLO	
&EPB+V1AR201UQ42UQ2.2/1	Parts list : TUN.1324638 - TUN.1324638		10/21/2022	MKLEPADLO	
&EPB+V1AR201UQ42UQ2.3/1	Parts list : TUN.1324638 - TUN.1324638		10/21/2022	MKLEPADLO	
&EPB+V1AR201UQ42UQ2.4/1	Parts list : TUN.1324638 - TUN.1324638		10/21/2022	MKLEPADLO	
&EPB+V1AR201XQ11UC01/1	Parts list : ABB.2CMA193115R1000 - ABB.2CMA193115R1000		10/21/2022	MKLEPADLO	
&EPB+V1AR201XQ41/1	Parts list : FES.548755 - FES.549335		10/21/2022	MKLEPADLO	
&EPB+V1AR201XQ41UC01/1	Parts list : ABB.2CMA193115R1000 - ABB.2CMA193115R1000		10/21/2022	MKLEPADLO	
&EPB+V1AR201XQ41UQ1.1/1	Parts list : TUR.1627205 - TUR.VB2-FSM 4.4/2FKM 4/S3450		11/14/2022	KMAFFRE	
&EPB+V1FQ1/1	Parts list : SICK.1100408 - BAN.SLSCP30-1200P44NT		10/21/2022	MKLEPADLO	
&EPB+V1FQ1BG1/1	Parts list : EUC.MGB-L2B-PNA-L-121863 - EUC.MGB-E-A2-106051		10/21/2022	MKLEPADLO	
&EPB+V1U10U01/1	Parts list : MURR.55339 - BAN.32723		12/16/2022	MKLEPADLO	
&EPB+V1UC11/1	Parts list : EMPD3FBCB-025A-M - SIE.5SJ4116-7HG41		10/21/2022	MKLEPADLO	
&EPB+V1UC11/2	Parts list : SIE.5SJ4116-7HG41 - RIT.4115000		12/2/2022	KMAFFRE	
&EPB+V1UC32/1	Parts list : SIE.6ES7155-6AA01-0BN0_subassembly - TUR.RSF 50-1M/NPT		12/8/2022	KMAFFRE	
&EPB+V1UC46/1	Parts list : SIE.6ES7155-6AA01-0BN0_subassembly - TUR.RKF 50-1M/NPT		11/14/2022	KMAFFRE	

			Date	12/22/2022	Volvo Trucks North America	Valiant TMS	Table of contents : &EPB+V1AR43UQ41UQ2.6/1 - &EPB+V1UC46/1	Drawing name:	=		
			Ed.	KMAFFRE					+		
			Appr		P6700 Rear Wall - Cell 2V06			Document type:	Project nr:	Page	31
Modification	Date	Name	Original		Replacement of / Replaced by	Scale 1:1		EAB	22-16148		1460

Table of contents

Column X: An automatically generated page was edited F06_001

Page	Page description	supplementary page field	Date	Edited by	X
&EPB+V1UC47/1	Parts list : SIE.6ES7155-6AA01-0BN0_subassembly - TUR.RKF 50-1M/NPT		11/14/2022	KMAFFRE	
&EPB+V1UC51/1	Parts list : SIE.6AV2124-0GC01-0AX0 - TUR.RSF 50-1M/NPT		10/21/2022	MKLEPADLO	
&EPB+V1UC52/1	Parts list : SIE.6AV2124-0GC01-0AX0 - TUR.RSF 50-1M/NPT		10/21/2022	MKLEPADLO	
&EPB+V1UC61/1	Parts list : SIE.8WD4408-0AA - TUR.RSF 106-2M/14.5/NPT/CS16486		10/21/2022	MKLEPADLO	
&EPB+V1UC62/1	Parts list : SIE.8WD4408-0AA - TUR.RSF 106-2M/14.5/NPT/CS16486		10/21/2022	MKLEPADLO	
&EPB+V1UC71/1	Parts list : BAN.SSA-EBM-12EB1Q8OTBB - BAN.SSA-EBM-12EB1Q8OTBB		10/21/2022	MKLEPADLO	
&EPB+V1UC72/1	Parts list : BAN.SSA-EBM-12EB1Q8OTBB - BAN.SSA-EBM-12EB1Q8OTBB		10/21/2022	MKLEPADLO	
&EPB+V1UC161/1	Parts list : CPB-E2G06-03 - RIT.4115000		10/21/2022	MKLEPADLO	
&EPB+V1UC162/1	Parts list : CPB-E2G06-03 - RIT.4115000		10/21/2022	MKLEPADLO	
&EPB+V1UQ51/1	Parts list : TUR.1627297 - FES.549335		11/18/2022	KMAFFRE	
&EPB+V1UQ51UQ1.1/1	Parts list : WEL.WWS001A - WEL.WWS001A		10/21/2022	MKLEPADLO	
&EPB+V1UQ51UQ1.2/1	Parts list : WEL.WWS001A - WEL.WWS001A		10/21/2022	MKLEPADLO	
&EPB+V1UQ51UQ1.3/1	Parts list : WEL.WWS001A - WEL.WWS001A		10/21/2022	MKLEPADLO	
&EPB+V1UQ51UQ1.4/1	Parts list : WEL.WWS001A - WEL.WWS001A		10/21/2022	MKLEPADLO	
&EPB+V1UQ51UQ1.5/1	Parts list : WEL.WWS001A - WEL.WWS001A		10/21/2022	MKLEPADLO	
&EPB+V1UQ51UQ2.1/1	Parts list : WEL.WWS001A - WEL.WWS001A		10/21/2022	MKLEPADLO	
&EPB+V1UQ51UQ2.2/1	Parts list : WEL.WWS001A - WEL.WWS001A		10/21/2022	MKLEPADLO	
&EPB+V1UQ51UQ2.3/1	Parts list : WEL.WWS001A - WEL.WWS001A		10/21/2022	MKLEPADLO	
&EPB+V1UQ51UQ2.4/1	Parts list : WEL.WWS001A - WEL.WWS001A		10/21/2022	MKLEPADLO	
&EPB+V1UQ52/1	Parts list : TUR.1627297 - FES.549335		10/21/2022	MKLEPADLO	
&EPB+V1UQ52UQ1.1/1	Parts list : WEL.WWS001A - WEL.WWS001A		10/21/2022	MKLEPADLO	
&EPB+V1UQ52UQ2.1/1	Parts list : TUN.1324638 - TUN.1324638		10/21/2022	MKLEPADLO	
&EPB+V1UQ52UQ2.2/1	Parts list : TUN.1324638 - TUN.1324638		10/21/2022	MKLEPADLO	
&EPB+V1UQ52UQ2.3/1	Parts list : TUN.1324638 - TUN.1324638		10/21/2022	MKLEPADLO	
&EPB+V1UQ52UQ2.4/1	Parts list : TUN.1324638 - TUN.1324638		10/21/2022	MKLEPADLO	
&EPB+V1UQ52UQ2.5/1	Parts list : TUN.1324638 - TUN.1324638		10/21/2022	MKLEPADLO	
&EPB+V1UQ52UQ3.1/1	Parts list : TUN.1324644 - TUN.1324644		10/21/2022	MKLEPADLO	
&EPB+V1UQ52UQ3.2/1	Parts list : TUN.1324644 - TUN.1324644		10/21/2022	MKLEPADLO	
&EPB+V1UQ52UQ3.3/1	Parts list : TUN.1324638 - TUN.1324638		10/21/2022	MKLEPADLO	
&EPB+V1UQ52UQ3.4/1	Parts list : TUN.1324644 - TUN.1324644		10/21/2022	MKLEPADLO	
&EPB+V1UQ52UQ4.1/1	Parts list : TUN.1324644 - TUN.1324644		10/21/2022	MKLEPADLO	
&EPB+V1UQ53/1	Parts list : TUR.1627297 - MURR.55530		10/21/2022	MKLEPADLO	
&EPB+V1WR1UQ51/1	Parts list : TUR.1652920 - FES.549335		10/21/2022	MKLEPADLO	

			Date	12/22/2022	Volvo Trucks North America	Valiant TMS	Table of contents : &EPB+V1UC47/1 - &EPB+V1WR1UQ51/1	Drawing name:	=		
			Ed.	KMAFFRE					+		
			Appr		P6700 Rear Wall - Cell 2V06			Document type: EAB	Project nr: 22-16148	Page	32
Modification	Date	Name	Original		Replacement of / Replaced by	Scale 1:1					1460

Table of contents

Column X: An automatically generated page was edited F06_001

Page	Page description	supplementary page field	Date	Edited by	X
&EPB+V1WR1UQ51UQ1.1/1	Parts list : TUN.1324638 - TUN.1324638		10/21/2022	MKLEPADLO	
&EPB+V1WR1UQ51UQ1.2/1	Parts list : TUN.1324638 - TUN.1324638		10/21/2022	MKLEPADLO	
&EPB+V1WR1UQ51UQ1.3/1	Parts list : TUN.1324638 - TUN.1324638		10/21/2022	MKLEPADLO	
&EPB+V1WR1UQ51UQ1.4/1	Parts list : TUN.1324638 - TUN.1324638		10/21/2022	MKLEPADLO	
&EPB+V1WR1UQ51UQ2.1/1	Parts list : TUN.1324638 - TUN.1324638		10/21/2022	MKLEPADLO	
&EPB+V1WR1UQ51UQ2.2/1	Parts list : TUN.1324638 - TUN.1324638		10/21/2022	MKLEPADLO	
&EPB+V1WR1UQ51UQ2.3/1	Parts list : TUN.1324638 - TUN.1324638		10/21/2022	MKLEPADLO	
&EPB+V1WR1UQ51UQ2.4/1	Parts list : TUN.1324638 - TUN.1324638		10/21/2022	MKLEPADLO	
&EPB+V1WR1UQ51UQ3.1/1	Parts list : TUN.1324638 - TUN.1324638		10/21/2022	MKLEPADLO	
&EPB+V1WR1UQ51UQ3.2/1	Parts list : TUN.1324638 - TUN.1324638		10/21/2022	MKLEPADLO	
&EPB+V1WR1UQ51UQ3.3/1	Parts list : TUN.1324644 - TUN.1324644		10/21/2022	MKLEPADLO	
&EPB+V1WR1UQ51UQ3.4/1	Parts list : TUN.1324644 - TUN.1324644		10/21/2022	MKLEPADLO	
&EPB+V1WR1UQ51UQ3.5/1	Parts list : TUN.1324644 - TUN.1324644		10/21/2022	MKLEPADLO	
&EPB+V1WR1UQ51UQ3.6/1	Parts list : TUN.1324644 - TUN.1324644		10/21/2022	MKLEPADLO	
&EPB+V1WR1UQ51UQ4.1/1	Parts list : TUN.1324644 - TUN.1324644		10/21/2022	MKLEPADLO	
&EPB+V1WR1UQ51UQ4.2/1	Parts list : TUN.1324644 - TUN.1324644		10/21/2022	MKLEPADLO	
&EPB+V1WR1UQ51UQ4.3/1	Parts list : TUN.1324644 - TUN.1324644		10/21/2022	MKLEPADLO	
&EPB+V1WR1UQ51UQ4.4/1	Parts list : TUN.1324644 - TUN.1324644		10/21/2022	MKLEPADLO	
&EPB+V1WR1UQ51UQ5.1/1	Parts list : TUN.1324644 - TUN.1324644		10/21/2022	MKLEPADLO	
&EPB+V1WR1UQ51UQ5.2/1	Parts list : TUN.1324644 - TUN.1324644		10/21/2022	MKLEPADLO	
&EPB+V1WR1UQ51UQ5.3/1	Parts list : TUN.1324644 - TUN.1324644		10/21/2022	MKLEPADLO	
&EPB+V1WR1UQ51UQ5.4/1	Parts list : TUN.1324644 - TUN.1324644		10/21/2022	MKLEPADLO	
&EPB+V1WR1UQ51UQ5.5/1	Parts list : TUN.1324644 - TUN.1324644		10/21/2022	MKLEPADLO	
&EPB+V1WR1UQ51UQ5.6/1	Parts list : TUN.1324644 - TUN.1324644		10/21/2022	MKLEPADLO	
&EPB+V1WR1UQ51UQ6.1/1	Parts list : TUN.1324644 - TUN.1324644		10/21/2022	MKLEPADLO	
&EPB+V1WR1UQ51UQ6.2/1	Parts list : TUN.1324644 - TUN.1324644		10/21/2022	MKLEPADLO	
&EPB+V1WR1UQ51UQ6.3/1	Parts list : TUN.1324644 - TUN.1324644		10/21/2022	MKLEPADLO	
&EPB+V1WR1UQ51UQ6.4/1	Parts list : TUN.1324644 - TUN.1324644		10/21/2022	MKLEPADLO	
&EPB+V1WR1UQ52/1	Parts list : TUR.1627297 - FES.549335		12/8/2022	KMAFFRE	
&EPB+V1WR1UQ52UQ1.1/1	Parts list : TUN.1324644 - TUN.1324644		10/21/2022	MKLEPADLO	
&EPB+V1WR1UQ52UQ1.2/1	Parts list : TUN.1324644 - TUN.1324644		10/21/2022	MKLEPADLO	
&EPB+V1WR1UQ52UQ1.3/1	Parts list : TUN.1324644 - TUN.1324644		12/8/2022	KMAFFRE	
&EPB+V1WR1UQ52UQ1.4/1	Parts list : TUN.1324644 - TUN.1324644		12/8/2022	KMAFFRE	

			Date	12/22/2022	Volvo Trucks North America		Valiant TMS	Table of contents : &EPB+V1WR1UQ51UQ1.1/1 - &EPB+V1WR1UQ52UQ1.4/1	Drawing name:	=	
			Ed.	KMAFFRE						+	
			Appr		P6700 Rear Wall - Cell 2V06				Document type:	Project nr:	Page 33
Modification	Date	Name	Original		Replacement of	Replaced by	Scale 1:1		EAB	22-16148	1460

Table of contents

Column X: An automatically generated page was edited F06_001

Page	Page description	supplementary page field	Date	Edited by	X
&EPB+V1WR1UQ52UQ2.1/1	Parts list : TUN.1324638 - TUN.1324638		10/21/2022	MKLEPADLO	
&EPB+V1WR1UQ52UQ2.2/1	Parts list : TUN.1324638 - TUN.1324638		10/21/2022	MKLEPADLO	
&EPB+V1WR1UQ52UQ2.3/1	Parts list : TUN.1324644 - TUN.1324644		10/21/2022	MKLEPADLO	
&EPB+V1WR1UQ52UQ2.4/1	Parts list : TUN.1324644 - TUN.1324644		10/21/2022	MKLEPADLO	
&EPB+V1WR1UQ52UQ2.5/1	Parts list : TUN.1324644 - TUN.1324644		10/21/2022	MKLEPADLO	
&EPB+V1WR1UQ52UQ3.1/1	Parts list : TUN.1324638 - TUN.1324638		10/21/2022	MKLEPADLO	
&EPB+V1WR1UQ52UQ3.2/1	Parts list : TUN.1324638 - TUN.1324638		10/21/2022	MKLEPADLO	
&EPB+V1WR1UQ52UQ3.3/1	Parts list : TUN.1324644 - TUN.1324644		10/21/2022	MKLEPADLO	
&EPB+V1WR1UQ52UQ3.4/1	Parts list : TUN.1324644 - TUN.1324644		10/21/2022	MKLEPADLO	
&EPB+V1WR1UQ52UQ3.5/1	Parts list : TUN.1324644 - TUN.1324644		10/21/2022	MKLEPADLO	
&EPB+V1WR1UQ52UQ3.6/1	Parts list : TUN.1324644 - TUN.1324644		10/21/2022	MKLEPADLO	
&EPB+V1WR1UQ52UQ4.1/1	Parts list : TUN.1324644 - TUN.1324644		10/21/2022	MKLEPADLO	
&EPB+V1WR1UQ52UQ4.2/1	Parts list : TUN.1324644 - TUN.1324644		10/21/2022	MKLEPADLO	
&EPB+V1WR1UQ52UQ4.3/1	Parts list : TUN.1324644 - TUN.1324644		10/21/2022	MKLEPADLO	
&EPB+V1WR1UQ52UQ4.4/1	Parts list : TUN.1324644 - TUN.1324644		10/21/2022	MKLEPADLO	
&EPB+V1WR1UQ52UQ5.1/1	Parts list : TUN.1324644 - TUN.1324644		10/21/2022	MKLEPADLO	
&EPB+V1WR1UQ52UQ5.2/1	Parts list : TUN.1324644 - TUN.1324644		10/21/2022	MKLEPADLO	
&EPB+V1WR1UQ52UQ5.3/1	Parts list : TUN.1324644 - TUN.1324644		10/21/2022	MKLEPADLO	
&EPB+V1WR1UQ52UQ5.4/1	Parts list : TUN.1324644 - TUN.1324644		10/21/2022	MKLEPADLO	
&EPB+V1WR1UQ52UQ6.1/1	Parts list : TUN.1324644 - TUN.1324644		10/21/2022	MKLEPADLO	
&EPB+V1WR2UQ51/1	Parts list : TUR.1627297 - FES.549335		10/21/2022	MKLEPADLO	
&EPB+V1WR2UQ51UQ1.1/1	Parts list : TUN.1324644 - TUN.1324644		10/21/2022	MKLEPADLO	
&EPB+V1WR2UQ51UQ1.2/1	Parts list : TUN.1324644 - TUN.1324644		10/21/2022	MKLEPADLO	
&EPB+V1WR2UQ51UQ1.3/1	Parts list : TUN.1324644 - TUN.1324644		10/21/2022	MKLEPADLO	
&EPB+V1WR2UQ51UQ1.4/1	Parts list : TUN.1324644 - TUN.1324644		10/21/2022	MKLEPADLO	
&EPB+V1WR2UQ51UQ1.5/1	Parts list : TUN.1324644 - TUN.1324644		10/21/2022	MKLEPADLO	
&EPB+V1WR2UQ51UQ1.6/1	Parts list : TUN.1324644 - TUN.1324644		10/21/2022	MKLEPADLO	
&EPB+V1WR2UQ51UQ2.1/1	Parts list : TUN.1324644 - TUN.1324644		10/21/2022	MKLEPADLO	
&EPB+V1WR2UQ51UQ2.2/1	Parts list : TUN.1324644 - TUN.1324644		10/21/2022	MKLEPADLO	
&EPB+V1WR2UQ51UQ2.3/1	Parts list : TUN.1324644 - TUN.1324644		10/21/2022	MKLEPADLO	
&EPB+V1WR2UQ51UQ2.4/1	Parts list : TUN.1324644 - TUN.1324644		10/21/2022	MKLEPADLO	
&EPB+V1WR2UQ51UQ2.5/1	Parts list : TUN.1324644 - TUN.1324644		10/21/2022	MKLEPADLO	
&EPB+V1WR2UQ51UQ2.6/1	Parts list : TUN.1324644 - TUN.1324644		10/21/2022	MKLEPADLO	

Table of contents

Column X: An automatically generated page was edited F06_001

Page	Page description	supplementary page field	Date	Edited by	X
&EPB+V1WR2UQ51UQ3.1/1	Parts list : TUN.1324638 - TUN.1324638		10/21/2022	MKLEPADLO	
&EPB+V1WR2UQ51UQ3.2/1	Parts list : TUN.1324638 - TUN.1324638		10/21/2022	MKLEPADLO	
&EPB+V1WR2UQ51UQ3.3/1	Parts list : TUN.1324644 - TUN.1324644		10/21/2022	MKLEPADLO	
&EPB+V1WR2UQ51UQ3.4/1	Parts list : TUN.1324644 - TUN.1324644		10/21/2022	MKLEPADLO	
&EPB+V1WR2UQ52/1	Parts list : TUR.1627297 - FES.549335		10/21/2022	MKLEPADLO	
&EPB+V1WR2UQ52UQ1.1/1	Parts list : TUN.1324644 - TUN.1324644		10/21/2022	MKLEPADLO	
&EPB+V1WR2UQ52UQ1.2/1	Parts list : TUN.1324644 - TUN.1324644		10/21/2022	MKLEPADLO	
&EPB+V1WR2UQ52UQ1.3/1	Parts list : TUN.1324644 - TUN.1324644		10/21/2022	MKLEPADLO	
&EPB+V1WR2UQ52UQ1.4/1	Parts list : TUN.1324644 - TUN.1324644		10/21/2022	MKLEPADLO	
&EPB+V1WR2UQ52UQ2.1/1	Parts list : TUN.1324644 - TUN.1324644		10/21/2022	MKLEPADLO	
&EPB+V1WR2UQ52UQ2.2/1	Parts list : TUN.1324644 - TUN.1324644		10/21/2022	MKLEPADLO	
&EPB+V1WR2UQ52UQ2.3/1	Parts list : TUN.1324644 - TUN.1324644		10/21/2022	MKLEPADLO	
&EPB+V1WR2UQ52UQ2.4/1	Parts list : TUN.1324644 - TUN.1324644		10/21/2022	MKLEPADLO	
&EPB+V1WR2UQ52UQ2.5/1	Parts list : TUN.1324644 - TUN.1324644		10/21/2022	MKLEPADLO	
&EPB+V1WR2UQ52UQ2.6/1	Parts list : TUN.1324644 - TUN.1324644		10/21/2022	MKLEPADLO	
&EPB+V1WR2UQ52UQ3.1/1	Parts list : TUN.1324638 - TUN.1324638		10/21/2022	MKLEPADLO	
&EPB+V1WR2UQ52UQ3.2/1	Parts list : TUN.1324638 - TUN.1324638		10/21/2022	MKLEPADLO	
&EPB+V1WR2UQ52UQ3.3/1	Parts list : TUN.1324644 - TUN.1324644		10/21/2022	MKLEPADLO	
&EPB+V1WR2UQ52UQ3.4/1	Parts list : TUN.1324644 - TUN.1324644		10/21/2022	MKLEPADLO	
&EPB+V2AR41UQ41/1	Parts list : TUR.1625891 - FES.549335		10/21/2022	MKLEPADLO	
&EPB+V2AR41UQ41UQ1.1/1	Parts list : FES.8001234 - FES.8001234		10/21/2022	MKLEPADLO	
&EPB+V2AR41UQ41UQ2.1/1	Parts list : TUN.1324638 - TUN.1324638		10/21/2022	MKLEPADLO	
&EPB+V2AR41UQ41UQ2.2/1	Parts list : TUN.1324638 - TUN.1324638		10/21/2022	MKLEPADLO	
&EPB+V2AR41UQ41UQ3.1/1	Parts list : FES.543863 - TUR.VB2-FSM 4.4/2FKM 4/S3450		10/21/2022	MKLEPADLO	
&EPB+V2AR41UQ41UQ3.2/1	Parts list : FES.543863 - TUR.VB2-FSM 4.4/2FKM 4/S3450		10/21/2022	MKLEPADLO	
&EPB+V2AR41UQ42/1	Parts list : TUR.1625891 - FES.549335		10/21/2022	MKLEPADLO	
&EPB+V2AR41UQ42UQ1.1/1	Parts list : FES.8001234 - FES.8001234		10/21/2022	MKLEPADLO	
&EPB+V2AR41UQ42UQ2.1/1	Parts list : TUN.1324638 - TUN.1324638		10/21/2022	MKLEPADLO	
&EPB+V2AR41UQ42UQ2.2/1	Parts list : TUN.1324638 - TUN.1324638		10/21/2022	MKLEPADLO	
&EPB+V2AR41UQ42UQ3.1/1	Parts list : FES.543863 - TUR.VB2-FSM 4.4/2FKM 4/S3450		10/21/2022	MKLEPADLO	
&EPB+V2AR41UQ42UQ3.2/1	Parts list : FES.543863 - TUR.VB2-FSM 4.4/2FKM 4/S3450		10/21/2022	MKLEPADLO	
&EPB+V2AR41UR41/1	Parts list : ABB.2TLA020051R5200 - ABB.2TLA020051R5200		12/8/2022	KMAFFRE	
&EPB+V2AR41XQ11UC01/1	Parts list : ABB.2CMA193115R1000 - RIT.4115000		10/21/2022	MKLEPADLO	

			Date	12/22/2022	Volvo Trucks North America	Valiant TMS	Table of contents : &EPB+V1WR2UQ51UQ3.1/1 - &EPB+V2AR41XQ11UC01/1	Drawing name:	=	
			Ed.	KMAFFRE					+	
			Appr		P6700 Rear Wall - Cell 2V06			Document type: EAB	Project nr: 22-16148	Page 35
Modification	Date	Name	Original		Replacement of / Replaced by	Scale 1:1				1460

Table of contents

Column X: An automatically generated page was edited F06_001

Page	Page description	supplementary page field	Date	Edited by	X
&EPB+V2CL1/1	Parts list : TUR.1627297 - MURR.55530		10/21/2022	MKLEPADLO	
&EPB+V2FQ1/1	Parts list : BAN.SLSCP30-1200P44NT - BAN.SLSCP30-1800P44NT		10/21/2022	MKLEPADLO	
&EPB+V2FQ1BG1/1	Parts list : EUC.MGB-L2B-PNA-R-121859 - EUC.MGB-E-A2-106051		10/21/2022	MKLEPADLO	
&EPB+V2U35U01/1	Parts list : MURR.55339 - BAN.32723		12/16/2022	MKLEPADLO	
&EPB+V2UC14/1	Parts list : SIE.6ES7155-6AA01-0BN0_subassembly - SIE.6EP3336-7SB00-3AX0		10/21/2022	MKLEPADLO	
&EPB+V2UC32/1	Parts list : SIE.6ES7155-6AA01-0BN0_subassembly - TUR.RSF 50-1M/NPT		12/8/2022	KMAFFRE	
&EPB+V2UC46/1	Parts list : SIE.6ES7155-6AA01-0BN0_subassembly - TUR.RKF 50-1M/NPT		11/14/2022	KMAFFRE	
&EPB+V2UC51/1	Parts list : SIE.6AV2124-0GC01-0AX0 - TUR.RSM-2RKM 50		10/21/2022	MKLEPADLO	
&EPB+V2UC61/1	Parts list : SIE.8WD4408-0AA - TUR.RSF 106-2M/14.5/NPT/CS16486		10/21/2022	MKLEPADLO	
&EPB+V2UC62/1	Parts list : SIE.8WD4408-0AA - TUR.RSF 106-2M/14.5/NPT/CS16486		10/21/2022	MKLEPADLO	
&EPB+V2UC63/1	Parts list : SIE.8WD4408-0AA - TUR.RSF 106-2M/14.5/NPT/CS16486		10/21/2022	MKLEPADLO	
&EPB+V2UC64/1	Parts list : SIE.8WD4408-0AA - TUR.RSF 106-2M/14.5/NPT/CS16486		10/21/2022	MKLEPADLO	
&EPB+V2UC65/1	Parts list : SIE.8WD4408-0AA - TUR.RSF 106-2M/14.5/NPT/CS16486		10/21/2022	MKLEPADLO	
&EPB+V2UC71/1	Parts list : BAN.SSA-EBM-12EB1Q8OTBB - BAN.SSA-EBM-12EB1Q8OTBB		10/21/2022	MKLEPADLO	
&EPB+V2UC72/1	Parts list : ABB.1SFA619550R1051 - TUR.RSF 126-2M/14.5/NPT/CS16488		10/21/2022	MKLEPADLO	
&EPB+V2UC73/1	Parts list : ABB.1SFA619550R1051 - TUR.RSF 126-2M/14.5/NPT/CS16488		10/21/2022	MKLEPADLO	
&EPB+V2UC74/1	Parts list : ABB.1SFA619550R1051 - TUR.RSF 126-2M/14.5/NPT/CS16488		10/21/2022	MKLEPADLO	
&EPB+V2UC75/1	Parts list : ABB.1SFA619550R1051 - TUR.RSF 126-2M/14.5/NPT/CS16488		10/21/2022	MKLEPADLO	
&EPB+V2WR1/1	Parts list : A-B.440F-M2036HYNN - TUR.BS 8251-0/PG9		12/8/2022	KMAFFRE	
&EPB+V2WR1UQ51/1	Parts list : TUR.1644979 - FES.549335		10/21/2022	MKLEPADLO	
&EPB+V2WR1UQ51UQ1.1/1	Parts list : TUN.1324644 - TUN.1324644		10/21/2022	MKLEPADLO	
&EPB+V2WR1UQ51UQ2.1/1	Parts list : TUN.1324638 - TUN.1324638		10/21/2022	MKLEPADLO	
&EPB+V2WR1UQ51UQ2.2/1	Parts list : TUN.1324638 - TUN.1324638		10/21/2022	MKLEPADLO	
&EPB+V2WR1UQ51UQ2.3/1	Parts list : TUN.1324638 - TUN.1324638		10/21/2022	MKLEPADLO	
&EPB+V2WR1UQ51UQ2.4/1	Parts list : TUN.1324638 - TUN.1324638		10/21/2022	MKLEPADLO	
&EPB+V2WR1UQ52/1	Parts list : TUR.1644979 - FES.549335		10/21/2022	MKLEPADLO	
&EPB+V2WR1UQ52UQ1.1/1	Parts list : TUN.1324638 - TUN.1324638		10/21/2022	MKLEPADLO	
&EPB+V2WR1UQ52UQ1.2/1	Parts list : TUN.1324638 - TUN.1324638		10/21/2022	MKLEPADLO	
&EPB+V2WR1UQ52UQ1.3/1	Parts list : TUN.1324638 - TUN.1324638		10/21/2022	MKLEPADLO	
&EPB+V2WR1UQ52UQ1.4/1	Parts list : TUN.1324644 - TUN.1324644		10/21/2022	MKLEPADLO	
&EPB+V2WR1UQ52UQ1.5/1	Parts list : TUN.1324644 - TUN.1324644		10/21/2022	MKLEPADLO	
&EPB+V2WR1UQ52UQ2.1/1	Parts list : TUN.1324644 - TUN.1324644		10/21/2022	MKLEPADLO	
&EPB+V2WR1UQ52UQ2.2/1	Parts list : TUN.1324644 - TUN.1324644		10/21/2022	MKLEPADLO	

			Date	12/22/2022	Volvo Trucks North America		Valiant TMS	Table of contents : &EPB+V2CL1/1 - &EPB+V2WR1UQ52UQ2.2/1	Drawing name:	=	
			Ed.	KMAFFRE						+	
			Appr		P6700 Rear Wall - Cell 2V06				Document type:	Project nr:	Page 36
Modification	Date	Name	Original		Replacement of	Replaced by	Scale 1:1		EAB	22-16148	1460

Table of contents

Column X: An automatically generated page was edited F06_001

Page	Page description	supplementary page field	Date	Edited by	X
&EPB+V2WR1UQ52UQ3.1/1	Parts list : TUN.1324644 - TUN.1324644		10/21/2022	MKLEPADLO	
&EPB+V2WR1UQ52UQ3.2/1	Parts list : TUN.1324644 - TUN.1324644		10/21/2022	MKLEPADLO	
&EPB+V2WR1UQ52UQ3.3/1	Parts list : TUN.1324644 - TUN.1324644		10/21/2022	MKLEPADLO	
&EPB+V3AR11UQ41/1	Parts list : TUR.1625891 - FES.549335		10/21/2022	MKLEPADLO	
&EPB+V3AR11UQ41UQ1.1/1	Parts list : TUN.1324638 - TUN.1324638		10/21/2022	MKLEPADLO	
&EPB+V3AR11UQ41UQ1.2/1	Parts list : TUN.1324638 - TUN.1324638		10/21/2022	MKLEPADLO	
&EPB+V3AR11UQ41UQ2.1/1	Parts list : TUN.1324644 - TUN.1324644		10/21/2022	MKLEPADLO	
&EPB+V3AR11UQ41UQ2.2/1	Parts list : TUN.1324644 - TUN.1324644		10/21/2022	MKLEPADLO	
&EPB+V3AR11UQ41UQ3.1/1	Parts list : TUN.1324644 - TUN.1324644		10/21/2022	MKLEPADLO	
&EPB+V3AR11UQ41UQ3.2/1	Parts list : TUN.1324644 - TUN.1324644		10/21/2022	MKLEPADLO	
&EPB+V3AR21XQ11UC01/1	Parts list : ABB.2CMA193115R1000 - ABB.2CMA193115R1000		10/21/2022	MKLEPADLO	
&EPB+V3AR22XQ11UC01/1	Parts list : ABB.2CMA193115R1000 - ABB.2CMA193115R1000		10/21/2022	MKLEPADLO	
&EPB+V3AR41UQ41/1	Parts list : TUR.1625891 - FES.549335		10/21/2022	MKLEPADLO	
&EPB+V3AR41UQ41UQ1.1/1	Parts list : TUN.1324638 - TUN.1324638		10/21/2022	MKLEPADLO	
&EPB+V3AR41UQ41UQ1.2/1	Parts list : TUN.1324638 - TUN.1324638		10/21/2022	MKLEPADLO	
&EPB+V3AR41UQ41UQ1.3/1	Parts list : TUN.1324644 - TUN.1324644		10/21/2022	MKLEPADLO	
&EPB+V3AR41UQ41UQ1.4/1	Parts list : TUN.1324644 - TUN.1324644		10/21/2022	MKLEPADLO	
&EPB+V3AR41UQ42/1	Parts list : TUR.1625891 - FES.549335		10/21/2022	MKLEPADLO	
&EPB+V3AR41UQ42UQ1.1/1	Parts list : TUN.1324638 - TUN.1324638		10/21/2022	MKLEPADLO	
&EPB+V3AR41UQ42UQ1.2/1	Parts list : TUN.1324638 - TUN.1324638		10/21/2022	MKLEPADLO	
&EPB+V3AR41UQ42UQ1.3/1	Parts list : TUN.1324638 - TUN.1324638		10/21/2022	MKLEPADLO	
&EPB+V3AR41UQ42UQ1.4/1	Parts list : TUN.1324638 - TUN.1324638		10/21/2022	MKLEPADLO	
&EPB+V3AR41XQ11UC01/1	Parts list : ABB.2CMA193115R1000 - ABB.2CMA193115R1000		10/21/2022	MKLEPADLO	
&EPB+V3AR42UQ41/1	Parts list : TUR.1625891 - FES.549335		10/21/2022	MKLEPADLO	
&EPB+V3AR42UQ41UQ1.1/1	Parts list : TUN.1324638 - TUN.1324638		10/21/2022	MKLEPADLO	
&EPB+V3AR42UQ41UQ1.2/1	Parts list : TUN.1324638 - TUN.1324638		10/21/2022	MKLEPADLO	
&EPB+V3AR42UQ41UQ1.3/1	Parts list : TUN.1324638 - TUN.1324638		10/21/2022	MKLEPADLO	
&EPB+V3AR42UQ41UQ1.4/1	Parts list : TUN.1324638 - TUN.1324638		10/21/2022	MKLEPADLO	
&EPB+V3AR42UQ42/1	Parts list : TUR.1625891 - FES.549335		10/21/2022	MKLEPADLO	
&EPB+V3AR42UQ42UQ1.1/1	Parts list : TUN.1324638 - TUN.1324638		10/21/2022	MKLEPADLO	
&EPB+V3AR42UQ42UQ1.2/1	Parts list : TUN.1324638 - TUN.1324638		10/21/2022	MKLEPADLO	
&EPB+V3AR42UQ42UQ1.3/1	Parts list : TUN.1324644 - TUN.1324644		10/21/2022	MKLEPADLO	
&EPB+V3AR42UQ42UQ1.4/1	Parts list : TUN.1324644 - TUN.1324644		10/21/2022	MKLEPADLO	

			Date	12/22/2022	Volvo Trucks North America		Valiant TMS	Table of contents : &EPB+V2WR1UQ52UQ3.1/1 - &EPB+V3AR42UQ42UQ1.4/1	Drawing name:	=	
			Ed.	KMAFFRE						+	
			Appr		P6700 Rear Wall - Cell 2V06				Document type:	Project nr:	Page 37
Modification	Date	Name	Original		Replacement of	Replaced by	Scale 1:1		EAB	22-16148	1460

Table of contents

Column X: An automatically generated page was edited

F06_001

Page	Page description	supplementary page field	Date	Edited by	X
&EPB+V3AR42XQ11UC01/1	Parts list : ABB.2CMA193115R1000 - ABB.2CMA193115R1000		10/21/2022	MKLEPADLO	
&EPB+V3FQ1BG1/1	Parts list : EUC.MGB-L2B-PNA-L-121863 - EUC.MGB-E-A2-106051		10/21/2022	MKLEPADLO	
&EPB+V3FQ1BG2/1	Parts list : EUC.MGB-L2B-PNA-L-121863 - EUC.MGB-E-A2-106051		10/21/2022	MKLEPADLO	
&EPB+V3FQ1BG3/1	Parts list : EUC.MGB-L2B-PNA-L-121863 - EUC.MGB-E-A2-106051		10/21/2022	MKLEPADLO	
&EPB+V3FQ1BG4/1	Parts list : EUC.MGB-L2B-PNA-L-121863 - EUC.MGB-E-A2-106051		10/21/2022	MKLEPADLO	
&EPB+V3GL16UQ51/1	Parts list : TUR.16447411 - FES.549335		10/21/2022	MKLEPADLO	
&EPB+V3GL16UQ51UQ1.1/1	Parts list : TUR.16447411 - TUR.VB2-FSM 4.4/2FKM 4/S3450		10/21/2022	MKLEPADLO	
&EPB+V3GL16UQ51UQ2.1/1	Parts list : TUR.16447411 - TUR.VB2-FSM 4.4/2FKM 4/S3450		10/21/2022	MKLEPADLO	
&EPB+V3GL16UQ51UQ6.1/1	Parts list : TUR.16447411 - TUR.VB2-FSM 4.4/2FKM 4/S3450		10/21/2022	MKLEPADLO	
&EPB+V3PF1/1	Parts list : TUR.1627297 - FES.549335		10/21/2022	MKLEPADLO	
&EPB+V3PF1UQ1.1/1	Parts list : TUN.1324638 - TUN.1324638		10/21/2022	MKLEPADLO	
&EPB+V3UC11/1	Parts list : EMPD3FBCB-025A-M - SIE.5ST3010-0HG		10/21/2022	MKLEPADLO	
&EPB+V3UC11/2	Parts list : SIE.5SJ4118-7HG41 - RIT.4115000		12/2/2022	KMAFFRE	
&EPB+V3UC14/1	Parts list : SIE.6ES7155-6AA01-0BN0_subassembly - SIE.6EP3336-7SB00-3AX0		10/21/2022	MKLEPADLO	
&EPB+V3UC32/1	Parts list : SIE.6ES7155-6AA01-0BN0_subassembly - TUR.RSF 50-1M/NPT		10/21/2022	MKLEPADLO	
&EPB+V3UC161/1	Parts list : MB-231-03 - RIT.4115000		10/21/2022	MKLEPADLO	
&EPB+V3UC162/1	Parts list : CPB-E2G06-03 - RIT.4115000		10/21/2022	MKLEPADLO	
&EPB+V3UN1/1	Parts list : BAN.803693 - BAN.32723		12/16/2022	MKLEPADLO	
&EPB+V3UQ51/1	Parts list : TUR.1627297 - FES.549335		10/21/2022	MKLEPADLO	
&EPB+V3UQ51UQ1.1/1	Parts list : TUN.1324638 - TUN.1324638		10/21/2022	MKLEPADLO	
&EPB+V3UQ51UQ1.2/1	Parts list : TUN.1324638 - TUN.1324638		10/21/2022	MKLEPADLO	
&EPB+V3UQ51UQ2.1/1	Parts list : TUN.1324644 - TUN.1324644		10/21/2022	MKLEPADLO	
&EPB+V3UQ51UQ2.2/1	Parts list : TUN.1324644 - TUN.1324644		10/21/2022	MKLEPADLO	
&EPB+V3UQ51UQ3.1/1	Parts list : TUN.1324644 - TUN.1324644		10/21/2022	MKLEPADLO	
&EPB+V3UQ51UQ3.2/1	Parts list : TUN.1324644 - TUN.1324644		10/21/2022	MKLEPADLO	
&EPB+V3UQ51UQ4.1/1	Parts list : TUN.1324638 - TUN.1324638		10/21/2022	MKLEPADLO	
&EPB+V3UQ51UQ4.2/1	Parts list : TUN.1324638 - TUN.1324638		10/21/2022	MKLEPADLO	
&EPB+V3UQ52/1	Parts list : TUR.1627297 - FES.549335		10/21/2022	MKLEPADLO	
&EPB+V3UQ52UQ1.1/1	Parts list : TUN.1324638 - TUN.1324638		10/21/2022	MKLEPADLO	
&EPB+V3UQ52UQ1.2/1	Parts list : TUN.1324638 - TUN.1324638		10/21/2022	MKLEPADLO	
&EPB+V3UQ52UQ2.1/1	Parts list : TUN.1324644 - TUN.1324644		10/21/2022	MKLEPADLO	
&EPB+V3UQ52UQ2.2/1	Parts list : TUN.1324644 - TUN.1324644		10/21/2022	MKLEPADLO	
&EPB+V3UQ52UQ2.3/1	Parts list : TUN.1324644 - TUN.1324644		10/21/2022	MKLEPADLO	

			Date	12/22/2022	Volvo Trucks North America		Valiant TMS	Table of contents : &EPB+V3AR42XQ11UC01/1 - &EPB+V3UQ52UQ2.3/1	Drawing name:	=	
			Ed.	KMAFFRE						+	
			Appr		P6700 Rear Wall - Cell 2V06				Document type:	Project nr:	Page 38
Modification	Date	Name	Original		Replacement of	Replaced by	Scale 1:1		EAB	22-16148	1460

Table of contents

Column X: An automatically generated page was edited

F06_001

Page	Page description	supplementary page field	Date	Edited by	X
&EPB+V3UQ52UQ2.4/1	Parts list : TUN.1324644 - TUN.1324644		10/21/2022	MKLEPADLO	
&EPB+V3UQ52UQ3.1/1	Parts list : TUN.1324638 - TUN.1324638		10/21/2022	MKLEPADLO	
&EPB+V3UQ52UQ3.2/1	Parts list : TUN.1324638 - TUN.1324638		10/21/2022	MKLEPADLO	
&EPB+V3UQ52UQ3.3/1	Parts list : TUN.1324644 - TUN.1324644		10/21/2022	MKLEPADLO	
&EPB+V3UQ52UQ3.4/1	Parts list : TUN.1324644 - TUN.1324644		10/21/2022	MKLEPADLO	
&EPB+V3UQ52UQ3.5/1	Parts list : TUN.1324644 - TUN.1324644		10/21/2022	MKLEPADLO	
&EPB+V3UQ52UQ3.6/1	Parts list : TUN.1324644 - TUN.1324644		10/21/2022	MKLEPADLO	
&EPB+V3UQ52UQ4.1/1	Parts list : TUN.1324644 - TUN.1324644		10/21/2022	MKLEPADLO	
&EPB+V3UQ52UQ4.2/1	Parts list : TUN.1324644 - TUN.1324644		10/21/2022	MKLEPADLO	
&EPB+V3UQ52UQ4.3/1	Parts list : TUN.1324644 - TUN.1324644		10/21/2022	MKLEPADLO	
&EPB+V3UQ52UQ4.4/1	Parts list : TUN.1324644 - TUN.1324644		10/21/2022	MKLEPADLO	
&EPB+V3UQ52UQ5.1/1	Parts list : TUN.1324644 - TUN.1324644		10/21/2022	MKLEPADLO	
&EPB+V3UQ52UQ5.2/1	Parts list : TUN.1324644 - TUN.1324644		10/21/2022	MKLEPADLO	
&EPB+V3UQ52UQ6.1/1	Parts list : TUN.1324638 - TUN.1324638		10/21/2022	MKLEPADLO	
&EPB+V3UQ52UQ6.2/1	Parts list : TUN.1324638 - TUN.1324638		10/21/2022	MKLEPADLO	
&EPB+V3UQ52UQ6.3/1	Parts list : TUN.1324638 - TUN.1324638		10/21/2022	MKLEPADLO	
&EPB+V3UQ52UQ6.4/1	Parts list : TUN.1324638 - TUN.1324638		10/21/2022	MKLEPADLO	
&EPB+V3UQ52UQ6.5/1	Parts list : TUN.1324638 - TUN.1324638		10/21/2022	MKLEPADLO	
&EPB+V3UQ52UQ6.6/1	Parts list : TUN.1324638 - TUN.1324638		10/21/2022	MKLEPADLO	
&EPB+V4AR181XQ91UC01/1	Parts list : HUB.HBL2733 - HUB.HBL2733		12/22/2022	KMAFFRE	
&EPB+V4AR181XQ92UC01/1	Parts list : HUB.HBL2733 - HUB.HBL2733		12/22/2022	KMAFFRE	
&EPB+V4AR181XQ93UC01/1	Parts list : ABB.2CMA193115R1000 - ABB.2CMA193115R1000		10/21/2022	MKLEPADLO	
&EPB+V4FQ1/1	Parts list : BAN.807137 - BAN.807134		12/22/2022	KMAFFRE	
&EPB+V4GL11UC01/1	Parts list : E-M.EM3BMHANQ4SDCG10 - E-M.EM3BMHANQ4SDCG10		12/16/2022	MKLEPADLO	
&EPB+V4LB1/1	Parts list : BAN.807135 - MURR.55530		10/21/2022	MKLEPADLO	
&EPB+V4LB1KF2/1	Parts list : SIE.6SL3546-0FB21-1FA0 - TUR.FW-ERSPM0526-SA-P-0408		12/22/2022	KMAFFRE	
&EPB+V4LB1UC01/1	Parts list : SIE.6SL3525-0PE21-5AA1 - EM.EM3BMHANQ4SDCG10		12/16/2022	MKLEPADLO	
&EPB+V4UC46/1	Parts list : SIE.6ES7155-6AA01-0BN0_subassembly - TUR.RKF 50-1M/NPT		11/14/2022	KMAFFRE	
&EPB+V4UC61/1	Parts list : SIE.8WD4408-0AA - TUR.RSF 106-2M/14.5/NPT/CS16486		12/22/2022	KMAFFRE	
&EPB+V4UC91/1	Parts list : ABB.1SFA619100R1023 - TUR.FS 4.4-0.15/14.5/NPT/S613		12/22/2022	KMAFFRE	
&EPB+V4WR1/1	Parts list : P+F.SJ15-E2-V1-Y40122 - TUR.FW-ERSPM0526-SA-P-0408		12/22/2022	KMAFFRE	
&EPB+V4WR1UQ51/1	Parts list : TUR.1627297 - FES.549335		10/21/2022	MKLEPADLO	
&EPB+V4WR1UQ51UQ1.1/1	Parts list : TUN.1324638 - TUN.1324638		10/21/2022	MKLEPADLO	

			Date	12/22/2022	Volvo Trucks North America	Valiant TMS	Table of contents : &EPB+V3UQ52UQ2.4/1 - &EPB+V4WR1UQ51UQ1.1/1	Drawing name:		=	
			Ed.	KMAFFRE						+	
			Appr		P6700 Rear Wall - Cell 2V06			Document type:	Project nr:	Page	39
Modification	Date	Name	Original		Replacement of / Replaced by	Scale 1:1		EAB	22-16148		1460

Table of contents

Column X: An automatically generated page was edited

F06_001

Page	Page description	supplementary page field	Date	Edited by	X
&EPB+V4WR1UQ51UQ1.2/1	Parts list : TUN.1324638 - TUN.1324638		10/21/2022	MKLEPADLO	
&EPB+V4WR1UQ51UQ1.3/1	Parts list : TUN.1324638 - TUN.1324638		10/21/2022	MKLEPADLO	
&EPB+V4WR1UQ51UQ1.4/1	Parts list : TUN.1324638 - TUN.1324638		10/21/2022	MKLEPADLO	
&EPB+V4WR1UQ51UQ1.5/1	Parts list : TUN.1324638 - TUN.1324638		10/21/2022	MKLEPADLO	
&EPB+V4WR1UQ51UQ1.6/1	Parts list : TUN.1324638 - TUN.1324638		10/21/2022	MKLEPADLO	
&EPB+V4WR1UQ51UQ2.1/1	Parts list : TUN.1324638 - TUN.1324638		10/21/2022	MKLEPADLO	
&EPB+V4WR1UQ51UQ2.2/1	Parts list : TUN.1324638 - TUN.1324638		10/21/2022	MKLEPADLO	
&EPB+V4WR1UQ51UQ2.3/1	Parts list : TUN.1324638 - TUN.1324638		10/21/2022	MKLEPADLO	
&EPB+V4WR1UQ51UQ2.4/1	Parts list : TUN.1324638 - TUN.1324638		10/21/2022	MKLEPADLO	
&EPB+V4WR1UQ51UQ2.5/1	Parts list : TUN.1324638 - TUN.1324638		10/21/2022	MKLEPADLO	
&EPB+V4WR1UQ51UQ2.6/1	Parts list : TUN.1324638 - TUN.1324638		10/21/2022	MKLEPADLO	
&EPB+V4WR1UQ52/1	Parts list : TUR.1627297 - FES.549335		10/21/2022	MKLEPADLO	
&EPB+V4WR1UQ52UQ1.1/1	Parts list : TUN.1324638 - TUN.1324638		10/21/2022	MKLEPADLO	
&EPB+V4WR1UQ52UQ1.2/1	Parts list : TUN.1324638 - TUN.1324638		10/21/2022	MKLEPADLO	
&EPB+V4WR1UQ52UQ1.3/1	Parts list : TUN.1324638 - TUN.1324638		10/21/2022	MKLEPADLO	
&EPB+V4WR1UQ52UQ1.4/1	Parts list : TUN.1324638 - TUN.1324638		10/21/2022	MKLEPADLO	
&EPB+V4WR1UQ52UQ1.5/1	Parts list : TUN.1324638 - TUN.1324638		10/21/2022	MKLEPADLO	
&EPB+V4WR1UQ52UQ1.6/1	Parts list : TUN.1324638 - TUN.1324638		10/21/2022	MKLEPADLO	
&EPB+V4WR1UQ52UQ1.7/1	Parts list : TUN.1324638 - TUN.1324638		10/21/2022	MKLEPADLO	
&EPB+V4WR1UQ52UQ1.8/1	Parts list : TUN.1324638 - TUN.1324638		10/21/2022	MKLEPADLO	
&ETT/1	Terminal line-up diagram =KF0KF1+UC31-PC1		10/21/2022	MKLEPADLO	
&ETT/2	Terminal line-up diagram =KF0KF1+UC31-PH1		10/21/2022	MKLEPADLO	
&ETT/3	Terminal line-up diagram =KF0WC3+UC31-XD1		10/21/2022	MKLEPADLO	
&ETT/4	Terminal line-up diagram =KF0WC3+UC31-XD2		10/21/2022	MKLEPADLO	
&ETT/5	Terminal line-up diagram =KF0WC4+UC31-XD11		10/21/2022	MKLEPADLO	
&ETT/6	Terminal line-up diagram =KF0WC4+UC31-XD12		10/21/2022	MKLEPADLO	
&ETT/7	Terminal line-up diagram =KF0WC4+UC31-XD13		10/21/2022	MKLEPADLO	
&ETT/8	Terminal line-up diagram =KF0WC4+UC31-XD14		10/21/2022	MKLEPADLO	
&ETT/9	Terminal line-up diagram =V1WC1+V1UC11-PE		10/21/2022	MKLEPADLO	
&ETT/10	Terminal line-up diagram =V1WC2+V1UC11-XD1		10/21/2022	MKLEPADLO	
&ETT/11	Terminal line-up diagram =V1WC2+V1UC11-XD2		10/21/2022	MKLEPADLO	
&ETT/12	Terminal line-up diagram =V1WC2+V1UC11-XD3		10/21/2022	MKLEPADLO	
&ETT/13	Terminal line-up diagram =V1WC3+V1UC11-XD1		10/21/2022	MKLEPADLO	

			Date	12/22/2022	Volvo Trucks North America		Valiant TMS	Table of contents : &EPB+V4WR1UQ51UQ1.2/1 - &ETT/13	Drawing name:	=	
			Ed.	KMAFFRE						+	
			Appr		P6700 Rear Wall - Cell 2V06				Document type:	Project nr:	Page 40
Modification	Date	Name	Original		Replacement of	Replaced by	Scale 1:1		EAB	22-16148	1460

Table of contents

Column X: An automatically generated page was edited

F06_001

Page	Page description	supplementary page field	Date	Edited by	X
&ETT/14	Terminal line-up diagram =V1WC3+V1UC11-XD2		10/21/2022	MKLEPADLO	
&ETT/15	Terminal line-up diagram =V1WC3+V1UC11-XD3		10/21/2022	MKLEPADLO	
&ETT/16	Terminal line-up diagram =V1WC4+V1UC11-KF11.14		10/21/2022	MKLEPADLO	
&ETT/17	Terminal line-up diagram =V1WC4+V1UC11-XD5		10/21/2022	MKLEPADLO	
&ETT/18	Terminal line-up diagram =V1WC4+V1UC11-XD6		10/21/2022	MKLEPADLO	
&ETT/19	Terminal line-up diagram =V1WC4+V1UC11-XD10		11/18/2022	KMAFFRE	
&ETT/20	Terminal line-up diagram =V1WC4+V1UC11-XD11		10/21/2022	MKLEPADLO	
&ETT/21	Terminal line-up diagram =V1WC4+V1UC11-XD12		10/21/2022	MKLEPADLO	
&ETT/22	Terminal line-up diagram =V1WC4+V1UC11-XD13		10/21/2022	MKLEPADLO	
&ETT/23	Terminal line-up diagram =V1WC4+V1UC11-XD14		11/18/2022	KMAFFRE	
&ETT/24	Terminal line-up diagram =V1WC4+V1UC11-XD20		10/21/2022	MKLEPADLO	
&ETT/25	Terminal line-up diagram =V1WC4+V1UC11-XD51		10/21/2022	MKLEPADLO	
&ETT/26	Terminal line-up diagram =V1WC4+V1UC11-XD52		10/21/2022	MKLEPADLO	
&ETT/27	Terminal line-up diagram =V1WC4+V1UC11-XD53		10/21/2022	MKLEPADLO	
&ETT/28	Terminal line-up diagram =V1WC4+V1UC11-XD54		10/21/2022	MKLEPADLO	
&ETT/29	Terminal line-up diagram =V1WC4+V1UC32-XD11		12/8/2022	KMAFFRE	
&ETT/30	Terminal line-up diagram =V1WC4+V1UC46-XD11		10/21/2022	MKLEPADLO	
&ETT/31	Terminal line-up diagram =V1WC4+V1UC46-XD14		10/21/2022	MKLEPADLO	
&ETT/32	Terminal line-up diagram =V1WC4+V1UC46-XD51.1		10/21/2022	MKLEPADLO	
&ETT/33	Terminal line-up diagram =V1WC4+V1UC46-XD52.1		10/21/2022	MKLEPADLO	
&ETT/34	Terminal line-up diagram =V1WC4+V1UC46-XD53.1		10/21/2022	MKLEPADLO	
&ETT/35	Terminal line-up diagram =V1WC4+V1UC46-XD54.1		10/21/2022	MKLEPADLO	
&ETT/36	Terminal line-up diagram =V1WC4+V1UC47-XD11		10/21/2022	MKLEPADLO	
&ETT/37	Terminal line-up diagram =V1WC4+V1UC47-XD14		10/21/2022	MKLEPADLO	
&ETT/38	Terminal line-up diagram =V1WC4+V1UC47-XD51.1		10/21/2022	MKLEPADLO	
&ETT/39	Terminal line-up diagram =V1WC4+V1UC47-XD52.1		10/21/2022	MKLEPADLO	
&ETT/40	Terminal line-up diagram =V1WC4+V1UC47-XD53.1		10/21/2022	MKLEPADLO	
&ETT/41	Terminal line-up diagram =V1WC4+V1UC47-XD54.1		10/21/2022	MKLEPADLO	
&ETT/42	Terminal line-up diagram =V1PZ1PF1+V1UC61-XD11		10/21/2022	MKLEPADLO	
&ETT/43	Terminal line-up diagram =V1PZ1PF2+V1UC62-XD11		10/21/2022	MKLEPADLO	
&ETT/44	Terminal line-up diagram =V2WC3+V2UC14-XD1		10/21/2022	MKLEPADLO	
&ETT/45	Terminal line-up diagram =V2WC4+V2UC14-KF14.12		10/21/2022	MKLEPADLO	
&ETT/46	Terminal line-up diagram =V2WC4+V2UC14-XD5		10/21/2022	MKLEPADLO	

			Date	12/22/2022	Volvo Trucks North America		Valiant TMS	Table of contents : &ETT/14 - &ETT/46	Drawing name:	=	
			Ed.	KMAFFRE						+	
			Appr		P6700 Rear Wall - Cell 2V06				Document type:	Project nr:	Page 41
Modification	Date	Name	Original		Replacement of	Replaced by	Scale 1:1		EAB	22-16148	1460

Table of contents

Column X: An automatically generated page was edited

F06_001

Page	Page description	supplementary page field	Date	Edited by	X
&ETT/47	Terminal line-up diagram =V2WC4+V2UC14-XD6		10/21/2022	MKLEPADLO	
&ETT/48	Terminal line-up diagram =V2WC4+V2UC14-XD10		10/21/2022	MKLEPADLO	
&ETT/49	Terminal line-up diagram =V2WC4+V2UC14-XD11		10/21/2022	MKLEPADLO	
&ETT/50	Terminal line-up diagram =V2WC4+V2UC14-XD12		10/21/2022	MKLEPADLO	
&ETT/51	Terminal line-up diagram =V2WC4+V2UC14-XD13		10/21/2022	MKLEPADLO	
&ETT/52	Terminal line-up diagram =V2WC4+V2UC14-XD14		10/21/2022	MKLEPADLO	
&ETT/53	Terminal line-up diagram =V2WC4+V2UC14-XD15		10/21/2022	MKLEPADLO	
&ETT/54	Terminal line-up diagram =V2WC4+V2UC14-XD16		10/21/2022	MKLEPADLO	
&ETT/55	Terminal line-up diagram =V2WC4+V2UC14-XD17		10/21/2022	MKLEPADLO	
&ETT/56	Terminal line-up diagram =V2WC4+V2UC14-XD18		10/21/2022	MKLEPADLO	
&ETT/57	Terminal line-up diagram =V2WC4+V2UC14-XD51		10/21/2022	MKLEPADLO	
&ETT/58	Terminal line-up diagram =V2WC4+V2UC14-XD52		10/21/2022	MKLEPADLO	
&ETT/59	Terminal line-up diagram =V2WC4+V2UC14-XD53		10/21/2022	MKLEPADLO	
&ETT/60	Terminal line-up diagram =V2WC4+V2UC14-XD54		10/21/2022	MKLEPADLO	
&ETT/61	Terminal line-up diagram =V2WC4+V2UC32-XD11		12/2/2022	KMAFFRE	
&ETT/62	Terminal line-up diagram =V2WC4+V2UC46-XD11		10/21/2022	MKLEPADLO	
&ETT/63	Terminal line-up diagram =V2WC4+V2UC46-XD14		10/21/2022	MKLEPADLO	
&ETT/64	Terminal line-up diagram =V2WC4+V2UC46-XD51.1		10/21/2022	MKLEPADLO	
&ETT/65	Terminal line-up diagram =V2WC4+V2UC46-XD52.1		10/21/2022	MKLEPADLO	
&ETT/66	Terminal line-up diagram =V2WC4+V2UC46-XD53.1		10/21/2022	MKLEPADLO	
&ETT/67	Terminal line-up diagram =V2WC4+V2UC46-XD54.1		10/21/2022	MKLEPADLO	
&ETT/68	Terminal line-up diagram =V2PZ1PF1+V2UC61-XD11		10/21/2022	MKLEPADLO	
&ETT/69	Terminal line-up diagram =V2PZ1PF2+V2UC62-XD11		10/21/2022	MKLEPADLO	
&ETT/70	Terminal line-up diagram =V2PZ1PF3+V2UC63-XD11		10/21/2022	MKLEPADLO	
&ETT/71	Terminal line-up diagram =V2PZ1PF4+V2UC64-XD11		10/21/2022	MKLEPADLO	
&ETT/72	Terminal line-up diagram =V2PZ1PF5+V2UC65-XD11		10/21/2022	MKLEPADLO	
&ETT/73	Terminal line-up diagram =V3WC1+V3UC11-PE		10/21/2022	MKLEPADLO	
&ETT/74	Terminal line-up diagram =V3WC2+V3UC11-XD1		10/21/2022	MKLEPADLO	
&ETT/75	Terminal line-up diagram =V3WC2+V3UC11-XD2		10/21/2022	MKLEPADLO	
&ETT/76	Terminal line-up diagram =V3WC2+V3UC11-XD3		10/21/2022	MKLEPADLO	
&ETT/77	Terminal line-up diagram =V3WC3+V3UC11-XD1		10/21/2022	MKLEPADLO	
&ETT/78	Terminal line-up diagram =V3WC3+V3UC11-XD2		10/21/2022	MKLEPADLO	
&ETT/79	Terminal line-up diagram =V3WC3+V3UC11-XD3		10/21/2022	MKLEPADLO	

			Date	12/22/2022	Volvo Trucks North America		Valiant TMS	Table of contents : &ETT/47 - &ETT/79	Drawing name:	=	
			Ed.	KMAFFRE						+	
			Appr		P6700 Rear Wall - Cell 2V06				Document type:	Project nr:	Page 42
Modification	Date	Name	Original		Replacement of	Replaced by	Scale 1:1		EAB	22-16148	1460

Table of contents

Column X: An automatically generated page was edited

F06_001

Page	Page description	supplementary page field	Date	Edited by	X
&ETT/80	Terminal line-up diagram =V3WC4+V3UC11-KF11.14		10/21/2022	MKLEPADLO	
&ETT/81	Terminal line-up diagram =V3WC4+V3UC11-XD5		10/21/2022	MKLEPADLO	
&ETT/82	Terminal line-up diagram =V3WC4+V3UC11-XD6		10/21/2022	MKLEPADLO	
&ETT/83	Terminal line-up diagram =V3WC4+V3UC11-XD10		10/21/2022	MKLEPADLO	
&ETT/84	Terminal line-up diagram =V3WC4+V3UC11-XD11		10/21/2022	MKLEPADLO	
&ETT/85	Terminal line-up diagram =V3WC4+V3UC11-XD12		10/21/2022	MKLEPADLO	
&ETT/86	Terminal line-up diagram =V3WC4+V3UC11-XD13		10/21/2022	MKLEPADLO	
&ETT/87	Terminal line-up diagram =V3WC4+V3UC11-XD14		10/21/2022	MKLEPADLO	
&ETT/88	Terminal line-up diagram =V3WC4+V3UC11-XD20		10/21/2022	MKLEPADLO	
&ETT/89	Terminal line-up diagram =V3WC4+V3UC11-XD51		10/21/2022	MKLEPADLO	
&ETT/90	Terminal line-up diagram =V3WC4+V3UC11-XD52		10/21/2022	MKLEPADLO	
&ETT/91	Terminal line-up diagram =V3WC4+V3UC11-XD53		10/21/2022	MKLEPADLO	
&ETT/92	Terminal line-up diagram =V3WC4+V3UC11-XD54		10/21/2022	MKLEPADLO	
&ETT/93	Terminal line-up diagram =V3WC3+V3UC14-XD1		10/21/2022	MKLEPADLO	
&ETT/94	Terminal line-up diagram =V3WC4+V3UC14-KF14.12		10/21/2022	MKLEPADLO	
&ETT/95	Terminal line-up diagram =V3WC4+V3UC14-XD5		10/21/2022	MKLEPADLO	
&ETT/96	Terminal line-up diagram =V3WC4+V3UC14-XD6		10/21/2022	MKLEPADLO	
&ETT/97	Terminal line-up diagram =V3WC4+V3UC14-XD10		12/22/2022	KMAFFRE	
&ETT/98	Terminal line-up diagram =V3WC4+V3UC14-XD11		10/21/2022	MKLEPADLO	
&ETT/99	Terminal line-up diagram =V3WC4+V3UC14-XD12		10/21/2022	MKLEPADLO	
&ETT/100	Terminal line-up diagram =V3WC4+V3UC14-XD13		10/21/2022	MKLEPADLO	
&ETT/101	Terminal line-up diagram =V3WC4+V3UC14-XD14		10/21/2022	MKLEPADLO	
&ETT/102	Terminal line-up diagram =V3WC4+V3UC14-XD15		10/27/2022	KMAFFRE	
&ETT/103	Terminal line-up diagram =V3WC4+V3UC14-XD16		10/27/2022	KMAFFRE	
&ETT/104	Terminal line-up diagram =V3WC4+V3UC14-XD17		10/21/2022	MKLEPADLO	
&ETT/105	Terminal line-up diagram =V3WC4+V3UC14-XD18		12/22/2022	KMAFFRE	
&ETT/106	Terminal line-up diagram =V3WC4+V3UC14-XD51		10/21/2022	MKLEPADLO	
&ETT/107	Terminal line-up diagram =V3WC4+V3UC14-XD52		10/21/2022	MKLEPADLO	
&ETT/108	Terminal line-up diagram =V3WC4+V3UC14-XD53		10/21/2022	MKLEPADLO	
&ETT/109	Terminal line-up diagram =V3WC4+V3UC14-XD54		10/21/2022	MKLEPADLO	
&ETT/110	Terminal line-up diagram =V3WC4+V3UC32-XD11		10/21/2022	MKLEPADLO	
&ETT/111	Terminal line-up diagram =V4AR181FQ1+V4AR181UC01-TB2		12/16/2022	MKLEPADLO	
&ETT/112	Terminal line-up diagram =V4WC4+V4UC46-XD11		12/16/2022	MKLEPADLO	

			Date	12/22/2022	Volvo Trucks North America		Valiant TMS	Table of contents : &ETT/80 - &ETT/112	Drawing name:	=	
			Ed.	KMAFFRE						+	
			Appr		P6700 Rear Wall - Cell 2V06				Document type:	Project nr:	Page 43
Modification	Date	Name	Original		Replacement of	Replaced by	Scale 1:1		EAB	22-16148	1460

Table of contents

Column X: An automatically generated page was edited F06_001

Page	Page description	supplementary page field	Date	Edited by	X
&ETT/113	Terminal line-up diagram =V4WC4+V4UC46-XD14		12/16/2022	MKLEPADLO	
&ETT/114	Terminal line-up diagram =V4WC4+V4UC46-XD51.1		12/16/2022	MKLEPADLO	
&ETT/115	Terminal line-up diagram =V4WC4+V4UC46-XD52.1		12/16/2022	MKLEPADLO	
&ETT/116	Terminal line-up diagram =V4WC4+V4UC46-XD53.1		12/16/2022	MKLEPADLO	
&ETT/117	Terminal line-up diagram =V4WC4+V4UC46-XD54.1		12/16/2022	MKLEPADLO	
&ETT/118	Terminal line-up diagram =V4PZ1PF1+V4UC61-XD11		12/16/2022	MKLEPADLO	
&EXX/1	Summarized parts list : TS 35_7,5 - SIE.6ES7155-6AA01-0BN0		12/12/2022	MKLEPADLO	
&EXX/2	Summarized parts list : SIE.6ES7131-6BH01-0BA0 - SIE.6EP1961-2BA41		12/22/2022	KMAFFRE	
&EXX/3	Summarized parts list : SIE.6EP4134-3AB00-2AY0 - EMPD3FBCB-060A-M		12/22/2022	KMAFFRE	
&EXX/4	Summarized parts list : TUR.1627205 - RIT.1574000		12/22/2022	KMAFFRE	
&EXX/5	Summarized parts list : TUR.RSF 106-2M/14.5/NPT/CS16486 - TUR.1627297		12/8/2022	KMAFFRE	
&EXX/6	Summarized parts list : TUR.1636291 - SIE.5ST3010-0HG		12/8/2022	KMAFFRE	
&EXX/7	Summarized parts list : SIE.5SJ4110-7HG41 - BAN. 70264		12/22/2022	KMAFFRE	
&EXX/8	Summarized parts list : BAN.73085 - EMPD3FBCB-030A-M		12/22/2022	KMAFFRE	
&EXX/9	Summarized parts list : HUB.HBL2733 - RIT.SETS8205SID5		12/22/2022	KMAFFRE	
&EYY/1	Terminal-strip overview : =KF0KF1+UC31-PC1 - =KF0WC4+UC31-XD14		10/21/2022	MKLEPADLO	
&EYY/2	Terminal-strip overview : =V1WC1+V1UC11-PE - =V1WC4+V1UC11-XD54		12/2/2022	KMAFFRE	
&EYY/3	Terminal-strip overview : =V1WC4+V1UC32-XD11 - =V1WC4+V1UC32-XD11		12/8/2022	KMAFFRE	
&EYY/4	Terminal-strip overview : =V1WC4+V1UC46-XD11 - =V1WC4+V1UC46-XD54.1		12/2/2022	KMAFFRE	
&EYY/5	Terminal-strip overview : =V1WC4+V1UC47-XD11 - =V1WC4+V1UC47-XD54.1		12/2/2022	KMAFFRE	
&EYY/6	Terminal-strip overview : =V1PZ1PF1+V1UC61-XD11 - =V1PZ1PF1+V1UC61-XD11		12/2/2022	KMAFFRE	
&EYY/7	Terminal-strip overview : =V1PZ1PF2+V1UC62-XD11 - =V1PZ1PF2+V1UC62-XD11		12/2/2022	KMAFFRE	
&EYY/8	Terminal-strip overview : =V2WC3+V2UC14-XD1 - =V2WC4+V2UC14-XD54		12/2/2022	KMAFFRE	
&EYY/9	Terminal-strip overview : =V2WC4+V2UC32-XD11 - =V2WC4+V2UC32-XD11		12/2/2022	KMAFFRE	
&EYY/10	Terminal-strip overview : =V2WC4+V2UC46-XD11 - =V2WC4+V2UC46-XD54.1		12/2/2022	KMAFFRE	
&EYY/11	Terminal-strip overview : =V2PZ1PF1+V2UC61-XD11 - =V2PZ1PF1+V2UC61-XD11		12/2/2022	KMAFFRE	
&EYY/12	Terminal-strip overview : =V2PZ1PF2+V2UC62-XD11 - =V2PZ1PF2+V2UC62-XD11		12/2/2022	KMAFFRE	
&EYY/13	Terminal-strip overview : =V2PZ1PF3+V2UC63-XD11 - =V2PZ1PF3+V2UC63-XD11		12/2/2022	KMAFFRE	
&EYY/14	Terminal-strip overview : =V2PZ1PF4+V2UC64-XD11 - =V2PZ1PF4+V2UC64-XD11		12/2/2022	KMAFFRE	
&EYY/15	Terminal-strip overview : =V2PZ1PF5+V2UC65-XD11 - =V2PZ1PF5+V2UC65-XD11		12/2/2022	KMAFFRE	
&EYY/16	Terminal-strip overview : =V3WC1+V3UC11-PE - =V3WC4+V3UC11-XD54		12/2/2022	KMAFFRE	
&EYY/17	Terminal-strip overview : =V3WC3+V3UC14-XD1 - =V3WC4+V3UC14-XD54		12/22/2022	KMAFFRE	
&EYY/18	Terminal-strip overview : =V3WC4+V3UC32-XD11 - =V3WC4+V3UC32-XD11		12/2/2022	KMAFFRE	

			Date	12/22/2022	Volvo Trucks North America		Valiant TMS	Table of contents : &ETT/113 - &EYY/18	Drawing name:	=	
			Ed.	KMAFFRE						+	
			Appr		P6700 Rear Wall - Cell 2V06				Document type:	Project nr:	Page 44
Modification	Date	Name	Original		Replacement of	Replaced by	Scale 1:1		EAB	22-16148	1460

0 1 2 3 4 5 6 7 8 9

Table of contents

Column X: An automatically generated page was edited

F06_001

Page	Page description	supplementary page field	Date	Edited by	X
&EYY/19	Terminal-strip overview : =V4AR181FQ1+V4AR181UC01-TB2 - =V4AR181FQ1+V4AR181UC01-TB2		12/16/2022	MKLEPADLO	
&EYY/20	Terminal-strip overview : =V4WC4+V4UC46-XD11 - =V4WC4+V4UC46-XD54.1		12/16/2022	MKLEPADLO	
&EYY/21	Terminal-strip overview : =V4PZ1PF1+V4UC61-XD11 - =V4PZ1PF1+V4UC61-XD11		12/16/2022	MKLEPADLO	
&EAZ/1	Amendment page		10/13/2022	MKLEPADLO	
&EAZ/2	Amendment page		10/27/2022	KMAFFRE	
&EAZ/3	Amendment page		11/18/2022	KMAFFRE	
&EAZ/4	Amendment page		12/6/2022	KMAFFRE	
&EAZ/5	Amendment page		12/22/2022	KMAFFRE	

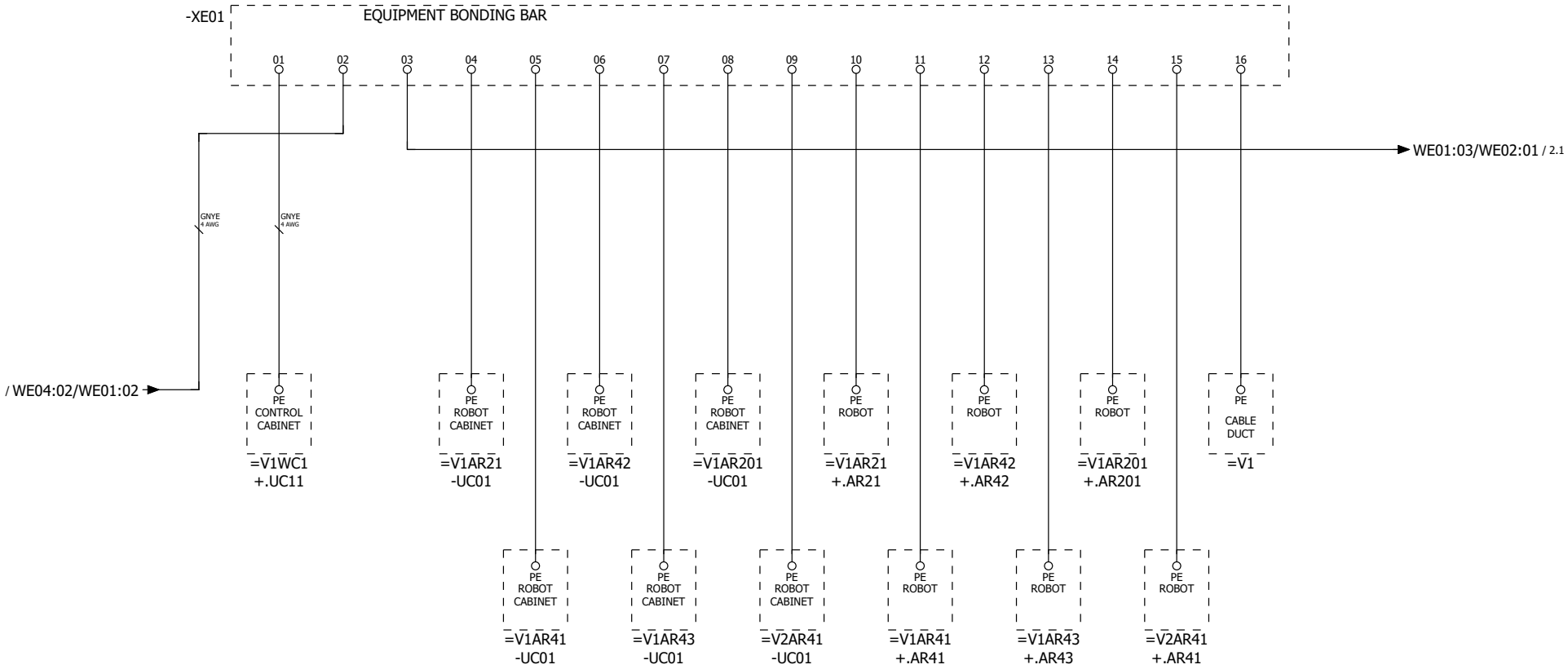

&EAB+/45

2

			Date	12/14/2022	Volvo Trucks North America	Valiant TMS	EQUIPMENT BONDING	Drawing name: =2V06&EFS-EL	= FQ99V1	
			Ed.	MKLEPADLO					+ V1	
			Appr		P6700 Rear Wall - Cell 2V06			Document type: EFA	Project nr: 22-16148	Page 1
Modification	Date	Name	Original		Replacement of	Replaced by	Scale 1:1			1460

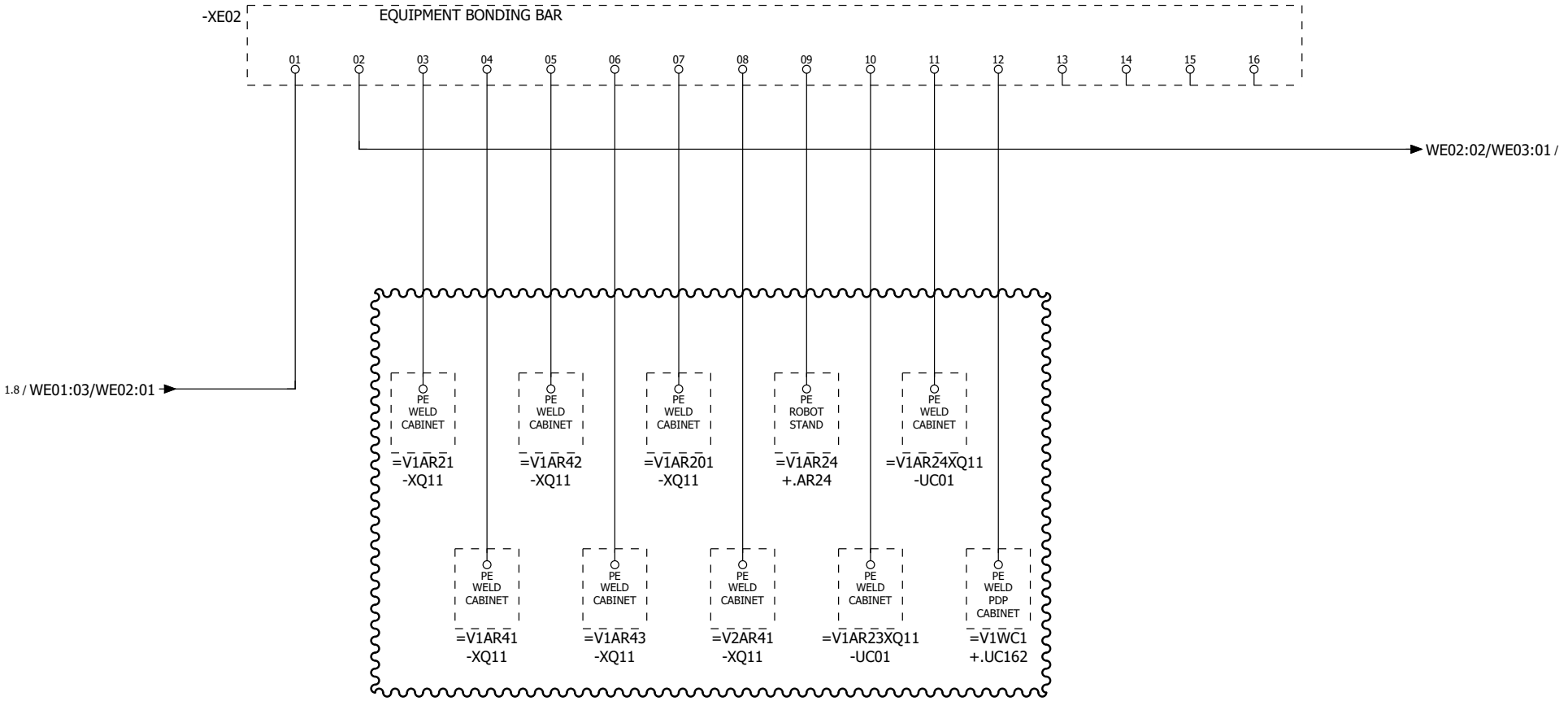

1

&EFS=FQ0V1SF1S01+.UC32/1

			Date	12/14/2022	Volvo Trucks North America	Valiant TMS	EQUIPMENT BONDING	Drawing name: =2V06&EFS-EL	= FQ99V1
			Ed.	MKLEPADLO					+ V1
			Appr		P6700 Rear Wall - Cell 2V06			Document type: EFA	Project nr: 22-16148
Modification	Date	Name	Original		Replacement of	Replaced by	Scale 1:1		Page 2 / 1460

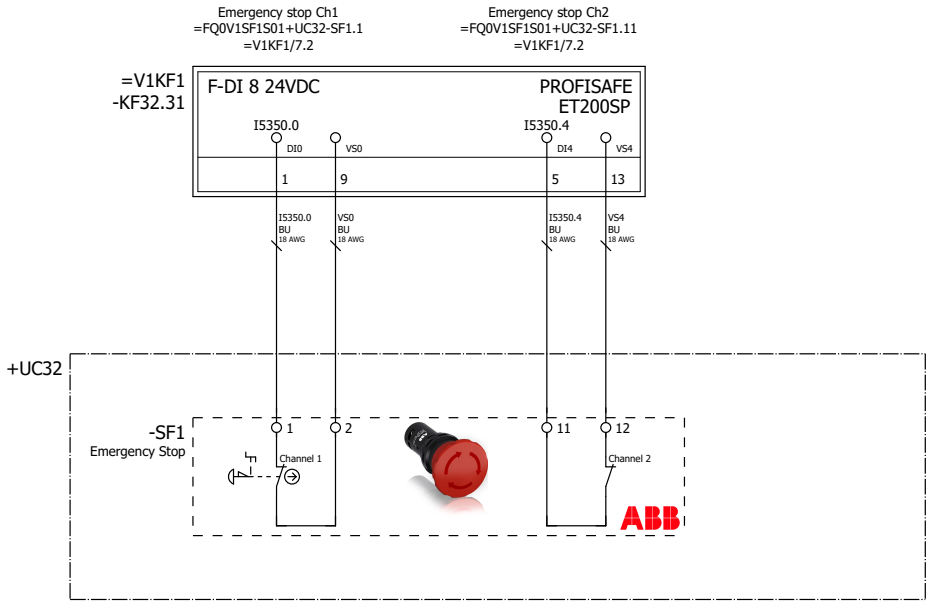

&EFA=FQ99V1+V1/2

=FQ0V2SF1S01+V2UC32/1

			Date	12/14/2022	Volvo Trucks North America	Valiant TMS	Emergency stop +V1SF1S01UC32	Drawing name: =2V06&EFS_EL	= FQ0V1SF1S01	
			Ed.	MKLEPADLO					+ V1UC32	
			Appr		P6700 Rear Wall - Cell 2V06			Document type: EFS	Project nr: 22-16148	Page 1
Modification	Date	Name	Original		Replacement of	Replaced by	Scale 1:1			1460

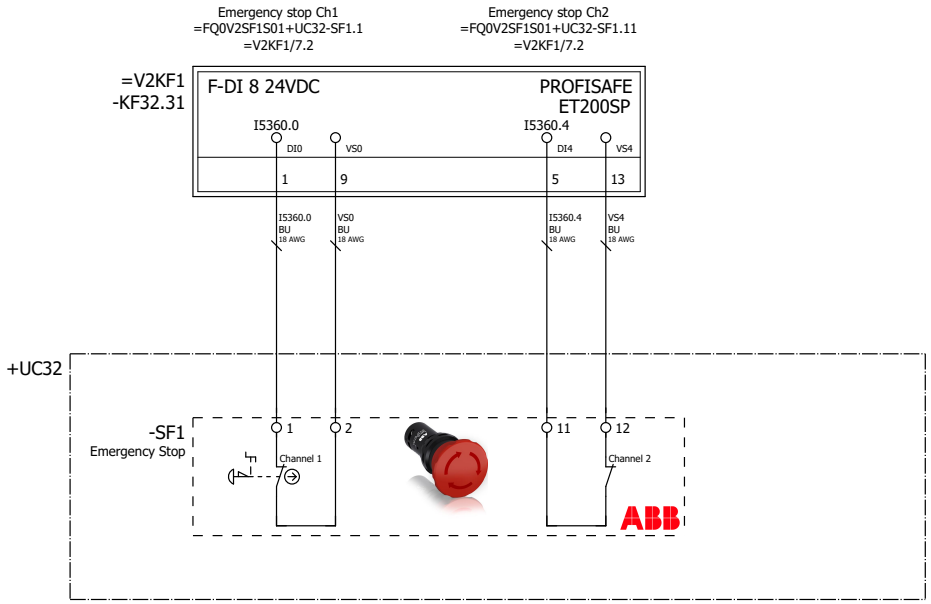

=FQ0V1SF1S01+V1UC32/1

=FQ0V3SF1S01+V3UC32/1

			Date	12/14/2022	Volvo Trucks North America	Valiant TMS	Emergency stop +V2SF1S01UC32	Drawing name: =2V06&EFS_EL	= FQ0V2SF1S01	
			Ed.	MKLEPADLO					+ V2UC32	
			Appr		P6700 Rear Wall - Cell 2V06			Document type: EFS	Project nr: 22-16148	Page 1
Modification	Date	Name	Original		Replacement of	Replaced by	Scale 1:1			1460

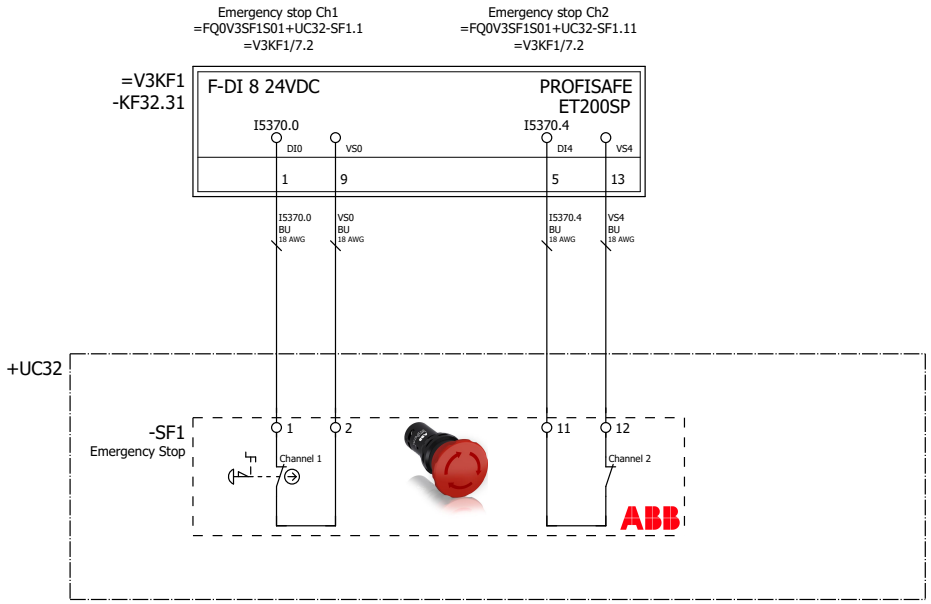

=FQ0V2SF1S01+V2UC32/1

=KF0FQ0+UC31/1

			Date	12/14/2022	Volvo Trucks North America	Valiant TMS	Emergency stop +V3SF1S01UC32	Drawing name: =2V06&EFS_EL	= FQ0V3SF1S01
			Ed.	MKLEPADLO					+ V3UC32
			Appr		P6700 Rear Wall - Cell 2V06			Document type: EFS	Project nr: 22-16148
Modification	Date	Name	Original		Replacement of / Replaced by	Scale 1:1			Page 1 / 1460

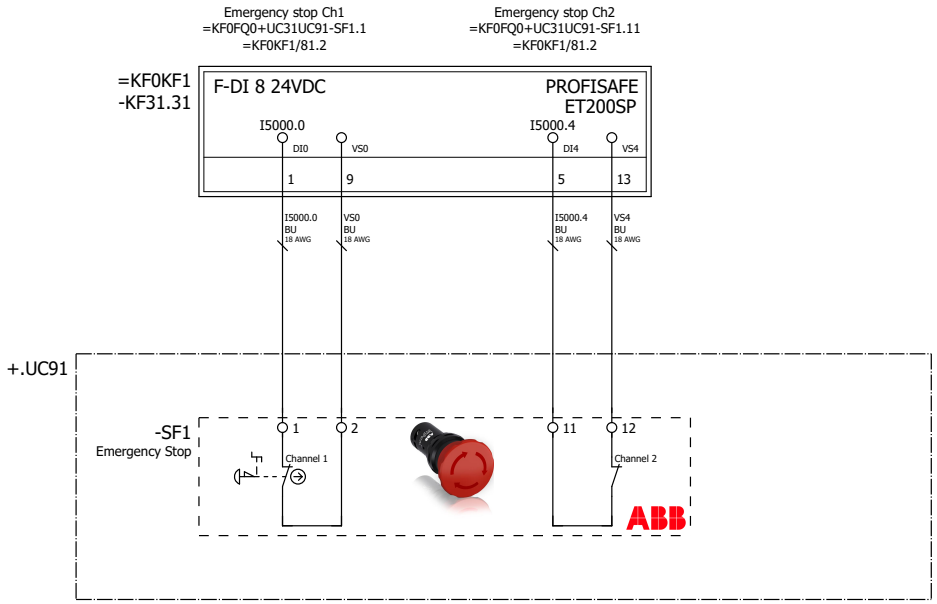

=FQ0V3SF1S01+V3UC32/1

=KF0KF1/1

			Date	9/17/2022	Volvo Trucks North America		Valiant TMS	Operating box UC91 MOP	Drawing name: =2V06&EFS_EL	= KF0FQ0
			Ed.	MKLEPADLO						+ UC31
			Appr		P6700 Rear Wall - Cell 2V06				Document type: EFS	Project nr: 22-16148
Modification	Date	Name	Original		Replacement of	Replaced by	Scale 1:1			Page 1 / 1460

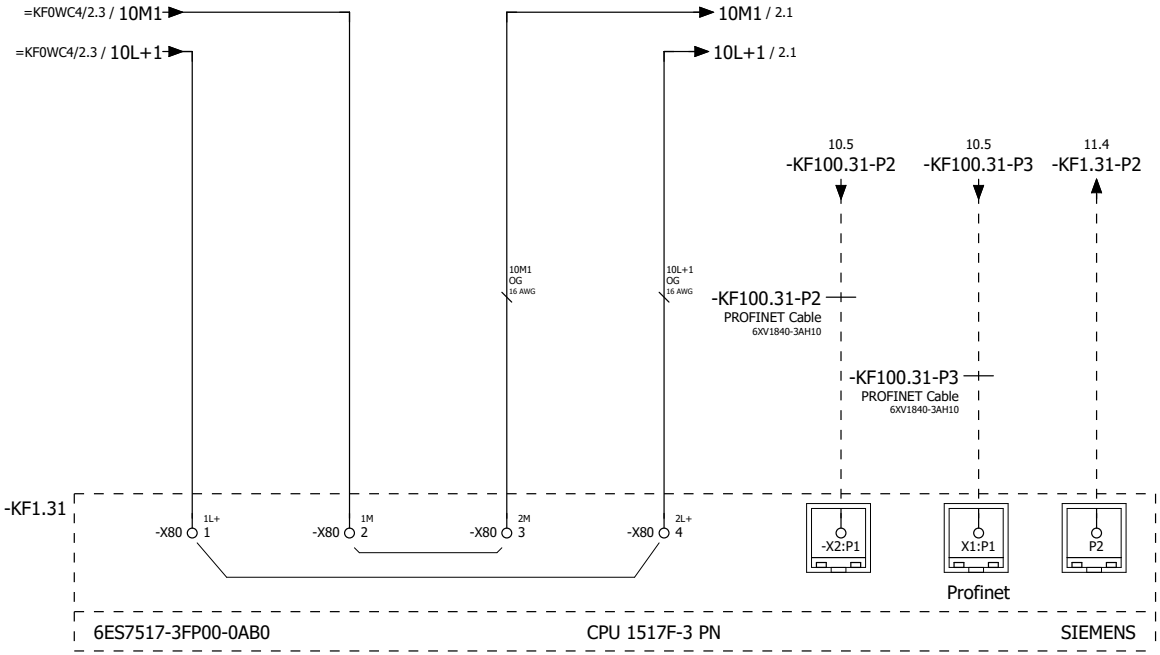

=KF0FQ0/1

2

			Date	12/12/2022	Volvo Trucks North America		Valiant TMS	CPU 1517-F-3PN/DP, Failsafe	Drawing name: =2V06&EFS_EL	= KF0KF1
			Ed.	MKLEPADLO						+ UC31
			Appr		P6700 Rear Wall - Cell 2V06				Document type: EFS	Project nr: 22-16148
Modification	Date	Name	Original		Replacement of	Replaced by	Scale 1:1			Page 1 / 1460

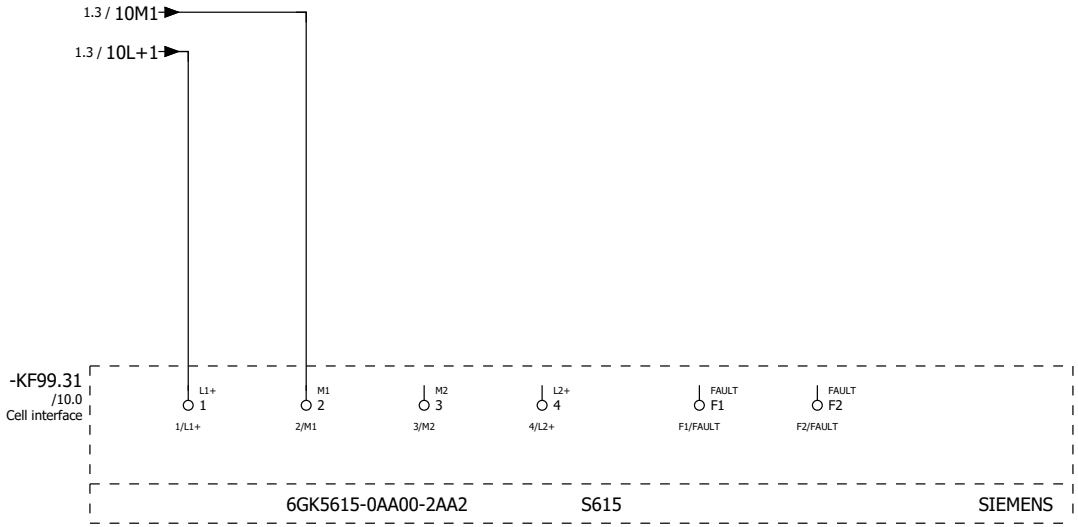

1 3

			Date	12/12/2022	Volvo Trucks North America		Valiant TMS	Cell interface S615	Drawing name: =2V06&EFS_EL	= KF0KF1
			Ed.	MKLEPADLO						+ UC31
			Appr		P6700 Rear Wall - Cell 2V06				Document type: EFS	Project nr: 22-16148	Page 2
Modification	Date	Name	Original		Replacement of	Replaced by	Scale 1:1			1460

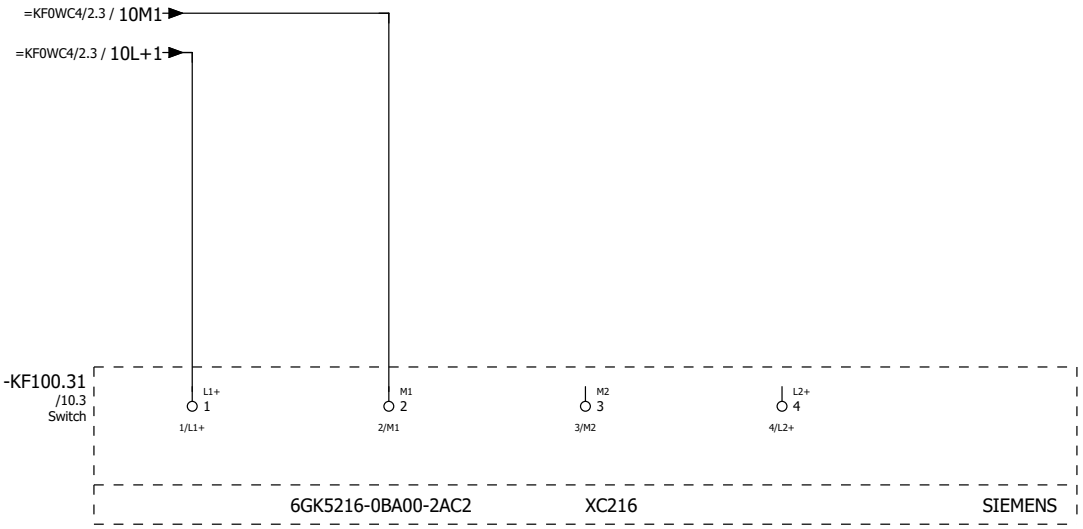

			Date	9/17/2022	Volvo Trucks North America		Valiant TMS	Switch, Scalance XC216	Drawing name: =2V06&EFS_EL	= KF0KF1	
			Ed.	MKLEPADLO						+ UC31	
			Appr		P6700 Rear Wall - Cell 2V06				Document type: EFS	Project nr: 22-16148	Page 3
Modification	Date	Name	Original		Replacement of	Replaced by	Scale 1:1				1460

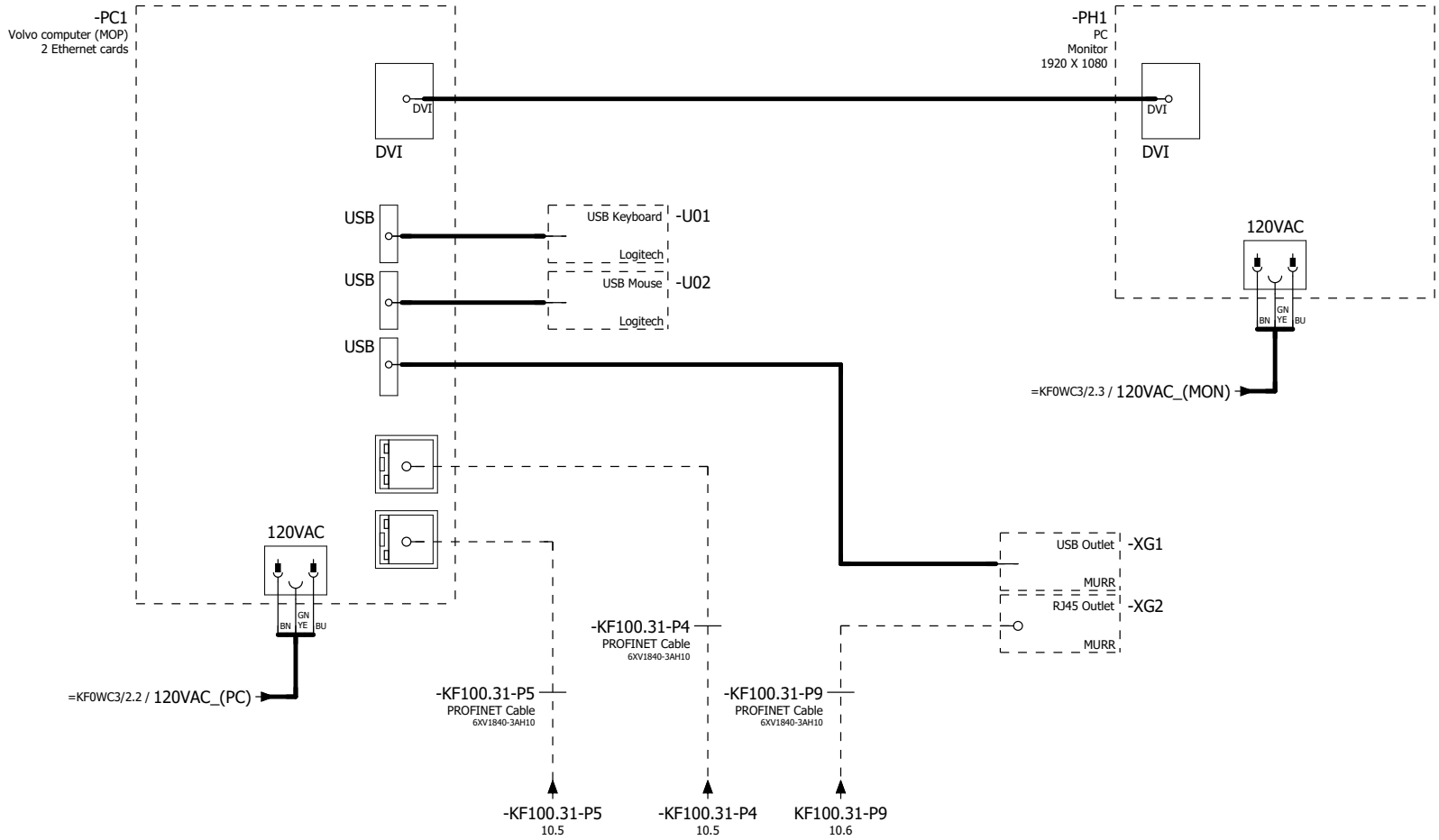

			Date	9/17/2022	Volvo Trucks North America		Valiant TMS	MOP, PC	Drawing name: =2V06&EFS_EL	= KF0KF1	
			Ed.	MKLEPADLO						+ UC31	
			Appr		P6700 Rear Wall - Cell 2V06				Document type: EFS	Project nr: 22-16148	Page 6
Modification	Date	Name	Original		Replacement of	Replaced by	Scale 1:1				1460

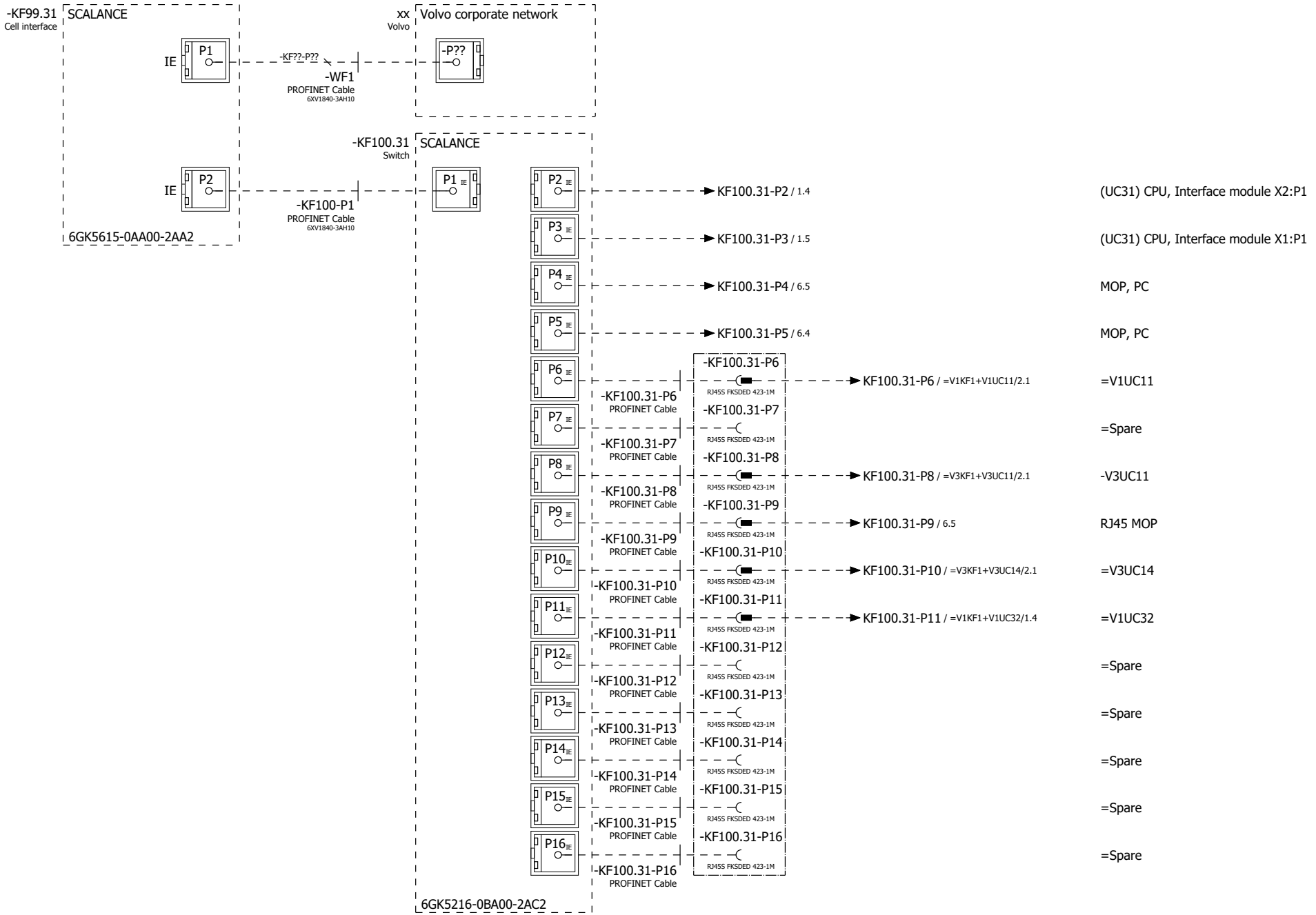

			Date	12/12/2022	Volvo Trucks North America		Valiant TMS	Network overview	Drawing name: =2V06&EFS_EL	= KF0KF1	
			Ed.	MKLEPADLO						+ UC31	
			Appr		P6700 Rear Wall - Cell 2V06				Document type: EFS	Project nr: 22-16148	Page 10
Modification	Date	Name	Original		Replacement of	Replaced by	Scale 1:1				1460



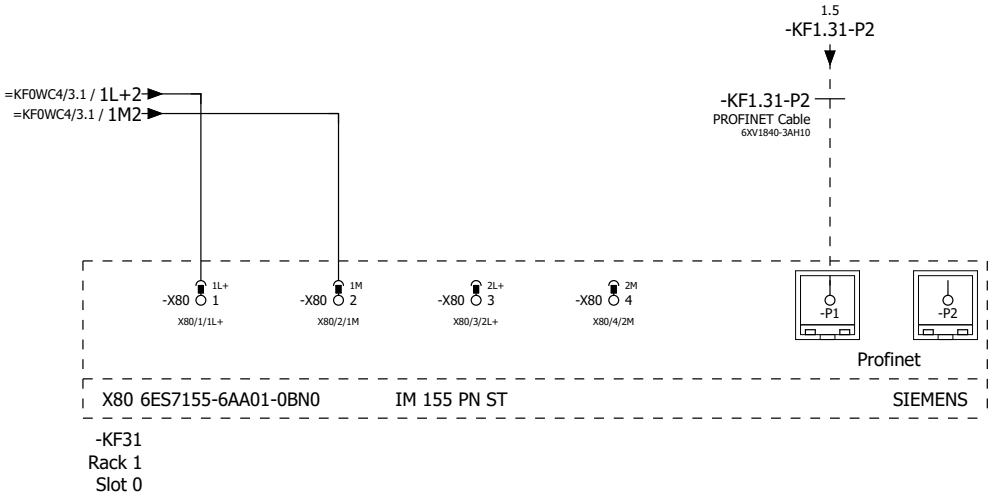

			Date	12/12/2022	Volvo Trucks North America		Valiant TMS	IM 155 PN	Drawing name: =2V06&EFS_EL	= KF0KF1
			Ed.	MKLEPADLO						+ UC31
			Appr		P6700 Rear Wall - Cell 2V06				Document type: EFS	Project nr: 22-16148
Modification	Date	Name	Original		Replacement of	Replaced by	Scale 1:1			Page 11 / 1460

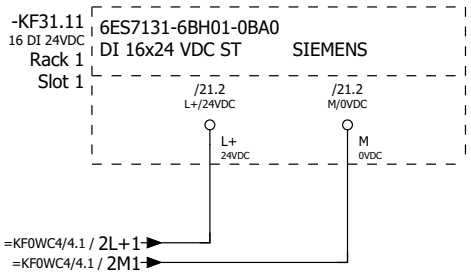

11 14

			Date	9/17/2022	Volvo Trucks North America		Valiant TMS	ET200S Wiring DI	Drawing name: =2V06&EFS_EL	= KF0KF1
			Ed.	MKLEPADLO						+ UC31
			Appr		P6700 Rear Wall - Cell 2V06				Document type: EFS	Project nr: 22-16148
Modification	Date	Name	Original		Replacement of	Replaced by	Scale 1:1			Page 12 / 1460

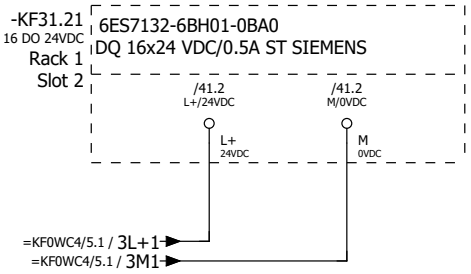

			Date	9/17/2022	Volvo Trucks North America		Valiant TMS	ET200S Wiring DO	Drawing name: =2V06&EFS_EL	= KF0KF1	
			Ed.	MKLEPADLO						+ UC31	
			Appr		P6700 Rear Wall - Cell 2V06				Document type: EFS	Project nr: 22-16148	Page 14
Modification	Date	Name	Original		Replacement of	Replaced by	Scale 1:1				1460

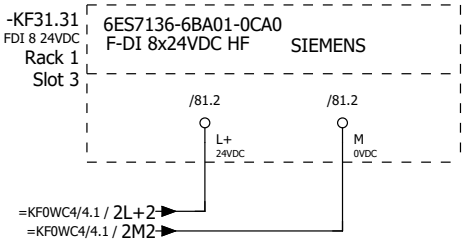

			Date	9/17/2022	Volvo Trucks North America		Valiant TMS	ET200S Wiring F-DI	Drawing name: =2V06&EFS_EL	= KF0KF1	
			Ed.	MKLEPADLO						+ UC31	
			Appr		P6700 Rear Wall - Cell 2V06				Document type: EFS	Project nr: 22-16148	Page 18
Modification	Date	Name	Original		Replacement of	Replaced by	Scale 1:1				1460

0	1	2	3	4	5	6	7	8	9

-KF31.11

ET 200SP SIEMENS
DI 16x24 VDC ST

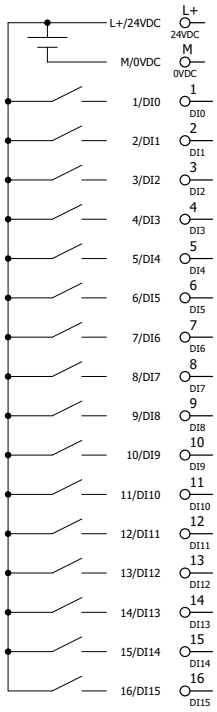

L+/24VDC	L+ 24VDC	/12.1		
M/0VDC	M 0VDC	/12.2		
1/DI0	1 DI0 I00.0	=KF0SF1/2.2	=KF0SF1+UC31UC92-SF1_I	Emergency stop tripped/reset PB
2/DI1	2 DI1 I00.1	=KF0SF1/2.5	=KF0SF1+UC31UC92-SF2_I	Enable power PB
3/DI2	3 DI2 I00.2	=KF0SF1/2.7	=KF0SF1+UC31UC92-SF3_I	Start auto PB
4/DI3	4 DI3 I00.3	=KF0SF1/2.7	=KF0SF1+UC31UC92-SF4_I	Man/Auto Sel Switch
5/DI4	5 DI4 I00.4	=KF0SF1/1.5	=KF0SF1+UC31UC91-SF5_I	Set PB
6/DI5	6 DI5 I00.5	=KF0SF1/1.2	=KF0SF1+UC31UC91-SF6_I	Reset PB
7/DI6	7 DI6 I00.6		I00.6	Spare
8/DI7	8 DI7 I00.7		I00.7	Spare
9/DI8	9 DI8 I01.0	=KF0WC4/2.6	=K0WC4-GA1.1	UPS Battery
10/DI9	10 DI9 I01.1	=KF0WC4/2.7	=K0WC4-GA1.2	UPS Alarm
11/DI10	11 DI10 I01.2	=KF0WC3/3.2	=KF0WC3+UC31-FC1	Monitoring 120 VAC
12/DI11	12 DI11 I01.3	=KF0WC3/3.4	=KF0WC3+UC31-FC2	Monitoring 120 VAC
13/DI12	13 DI12 I01.4	=KF0WC4/1.3	=KF0WC4+UC31-FC11_I	Monitoring 24 VDC
14/DI13	14 DI13 I01.5		I01.5	Spare
15/DI14	15 DI14 I01.6		I01.6	Spare
16/DI15	16 DI15 I01.7		I01.7	Spare

6ES7131-6BH01-0BA0

-KF31.21

ET 200SP SIEMENS
DQ 16x24 VDC/0.5A ST

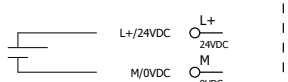

L+/24VDC	L+ 24VDC		/14.1			
M/0VDC	M 0VDC		/14.2			
1/DQ0	1 DQ0	Q00.0	=KF0SF1/2.3	=KF0SF1+UC31UC92-PF1_Q	Emergency stop tripped/reset LT	
2/DQ1	2 DQ1	Q00.1	=KF0SF1/2.8	=KF0SF1+UC31UC92-PF3_Q	Start auto LT	
3/DQ2	3 DQ2	Q00.2		Q00.2	Spare	
4/DQ3	4 DQ3	Q00.3		Q00.3	Spare	
5/DQ4	5 DQ4	Q00.4		Q00.4	Spare	
6/DQ5	6 DQ5	Q00.5		Q00.5	Spare	
7/DQ6	7 DQ6	Q00.6		Q00.6	Spare	
8/DQ7	8 DQ7	Q00.7		Q00.7	Spare	
9/DQ8	9 DQ8	Q01.0	=KF0PZ1/1.3	=KF0PZ1+UC31-PF1_1	Indication column Green	
10/DQ9	10 DQ9	Q01.1	=KF0PZ1/1.3	=KF0PZ1+UC31-PF1_2	Indication column Red	
11/DQ10	11 DQ10	Q01.2	=KF0PZ1/1.4	=KF0PZ1+UC31-PF1_3	Indication column Siren	
12/DQ11	12 DQ11	Q01.3		Q01.3	Spare	
13/DQ12	13 DQ12	Q01.4		Q01.4	Spare	
14/DQ13	14 DQ13	Q01.5		Q01.5	Spare	
15/DQ14	15 DQ14	Q01.6		Q01.6	Spare	
16/DQ15	16 DQ15	Q01.7		Q01.7	Spare	

6ES7132-6BH01-0BA0

-KF31.31
/18.0

ET 200SP SIEMENS
F-DI 8x24VDC HF

L+ 24VDC		/18.1			
M 0VDC		/18.2			
1 DI0	I5000.0	=KF0FQ0/1.3	=KF0FQ0+UC31UC91-SF1.1	Emergency stop Ch1	
9 VS0		=KF0FQ0/1.3			
2 DI1	I5000.1		I5000.1	Spare	
10 VS1					
3 DI2	I5000.2		I5000.2	Spare	
11 VS2					
4 DI3	I5000.3		I5000.3	Spare	
12 VS3					
5 DI4	I5000.4	=KF0FQ0/1.4	=KF0FQ0+UC31UC91-SF1.11	Emergency stop Ch2	
13 VS4		=KF0FQ0/1.4			
6 DI5	I5000.5		I5000.5	Spare	
14 VS5					
7 DI6	I5000.6		I5000.6	Spare	
15 VS6					
8 DI7	I5000.7		I5000.7	Spare	
16 VS7					

6ES7136-6BA01-0CA0

			Date	9/17/2022	Volvo Trucks North America	Valiant TMS	ET200S Cross-reference Safe input module	Drawing name: =2V06&EFS_EL	= KF0KF1	
			Ed.	MKLEPADLO					+ UC31	
			Appr		P6700 Rear Wall - Cell 2V06			Document type: EFS	Project nr: 22-16148	Page 81
Modification	Date	Name	Original		Replacement of	Replaced by	Scale 1:1			1460

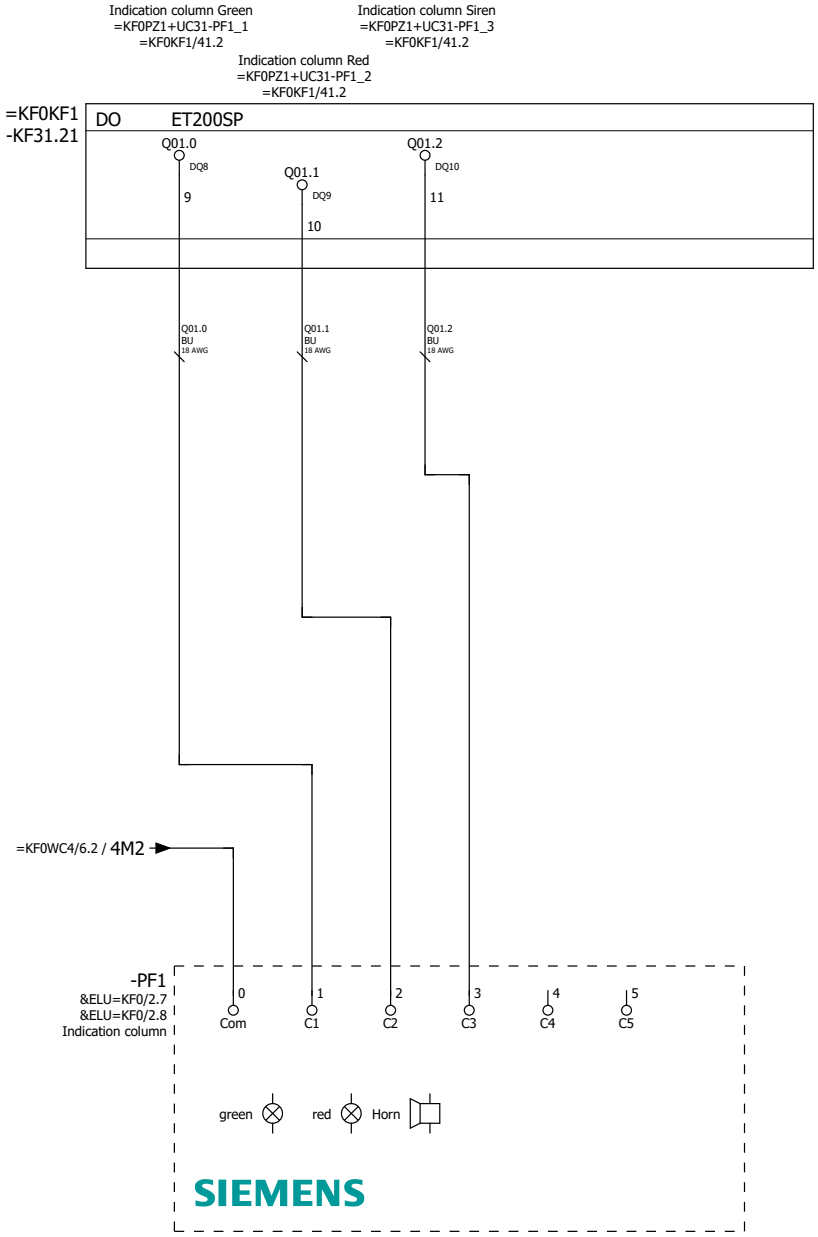

=KF0KF1/81

=KF0SF1/1

			Date	9/17/2022	Volvo Trucks North America		Valiant TMS	Indication column	Drawing name: =2V06&EFS_EL	= KF0PZ1
			Ed.	MKLEPADLO						+ UC31
			Appr		P6700 Rear Wall - Cell 2V06				Document type: EFS	Project nr: 22-16148
Modification	Date	Name	Original		Replacement of	Replaced by	Scale 1:1			Page 1 / 1460

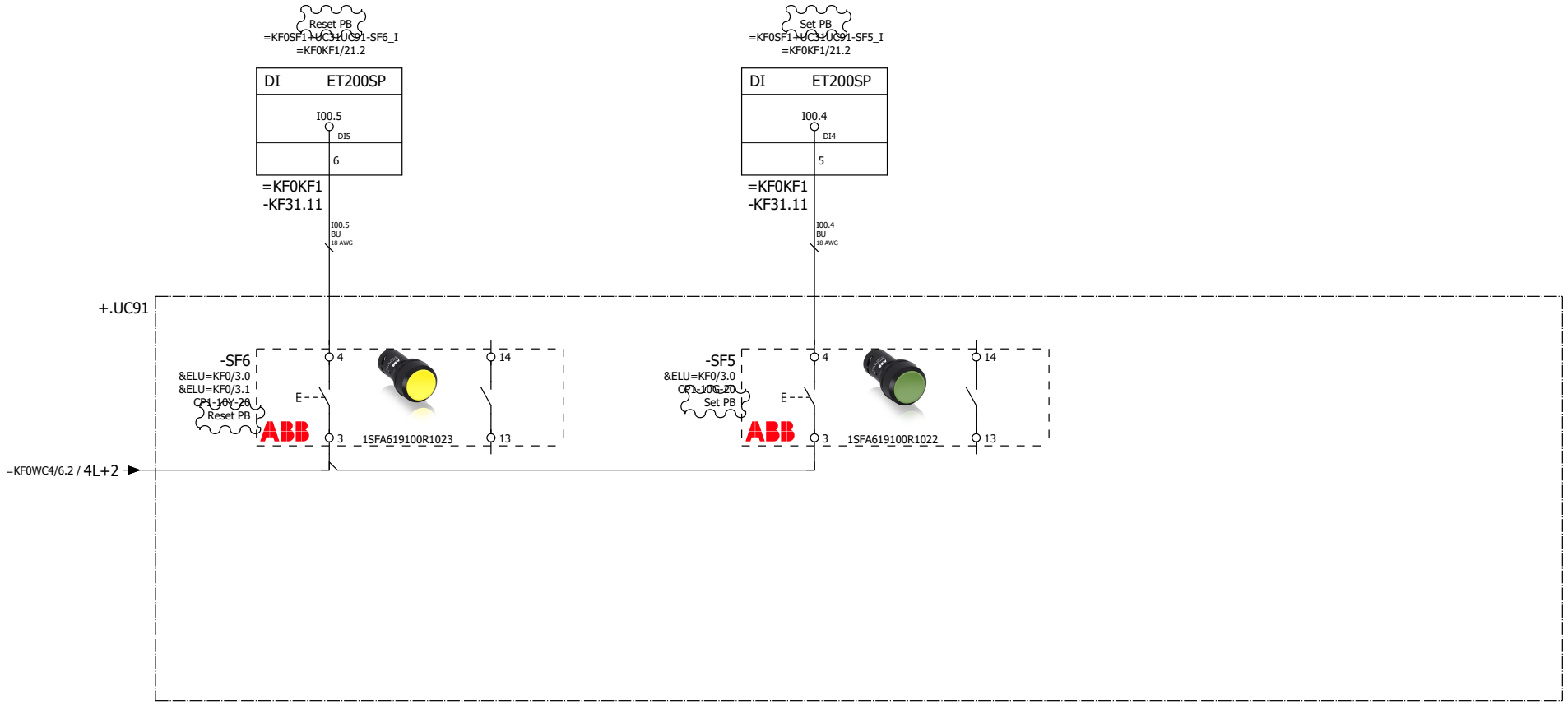

=KF0PZ1/1

2

			Date	12/16/2022	Volvo Trucks North America	Valiant TMS	Operating box UC91 MOP	Drawing name: =2V06&EFS_EL	= KF0SF1
			Ed.	KMAFFRE					+ UC31
			Appr		P6700 Rear Wall - Cell 2V06			Document type: EFS	Project nr: 22-16148
Modification	Date	Name	Original		Replacement of	Replaced by	Scale 1:1		Page 1 / 1460

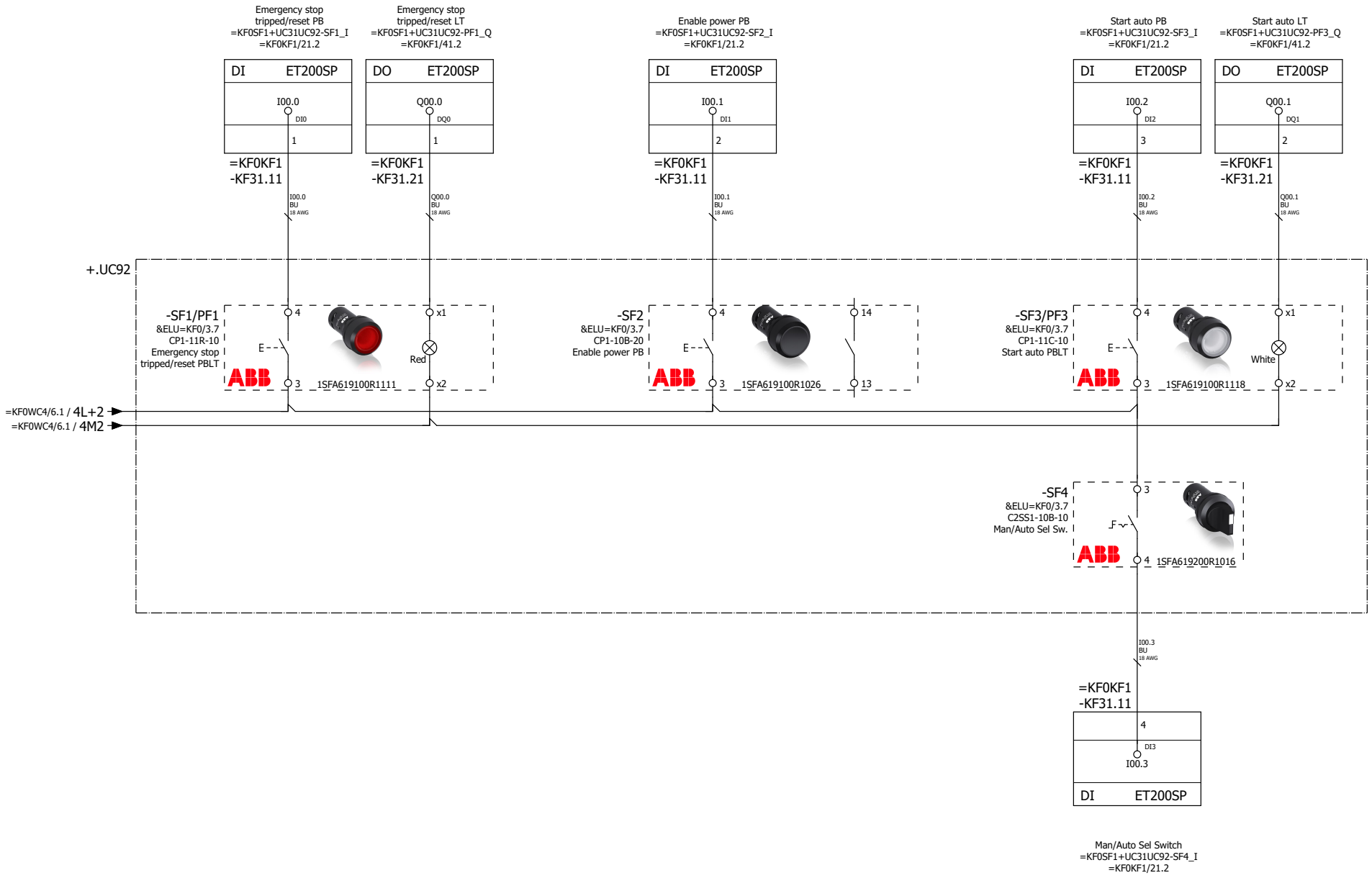

1

=KF0WC3/1

			Date	9/18/2022	Volvo Trucks North America		Valiant TMS	Operating box UC92 MOP	Drawing name: =2V06&EFS_EL	= KF0SF1
			Ed.	MKLEPADLO						+ UC31
			Appr		P6700 Rear Wall - Cell 2V06				Document type: EFS	Project nr: 22-16148
Modification	Date	Name	Original		Replacement of	Replaced by	Scale 1:1			Page 2 / 1460

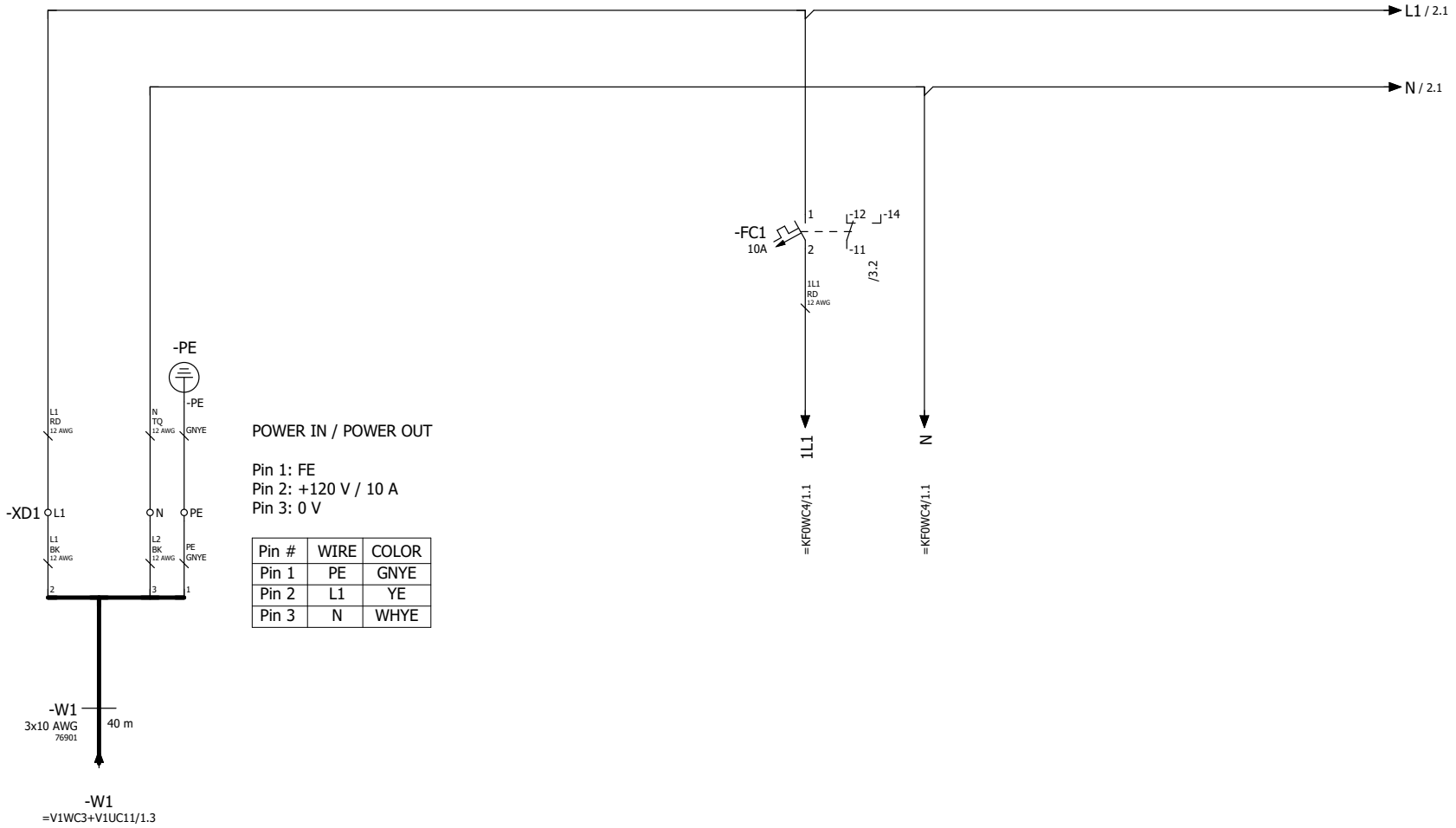

POWER IN / POWER OUT

Pin 1: FE
Pin 2: +120 V / 10 A
Pin 3: 0 V

Pin #	WIRE	COLOR
Pin 1	PE	GNYE
Pin 2	L1	YE
Pin 3	N	WHYE

Power
Distribution
24 VDC
Power Supply

=KF0SF1/2

2

			Date	10/12/2022	Volvo Trucks North America	Valiant TMS	Incomming power supply 120 VAC	Drawing name: =2V06&EFS_EL	= KF0WC3
			Ed.	MKLEPADLO					+ UC31
			Appr		P6700 Rear Wall - Cell 2V06			Document type: EFS	Project nr: 22-16148
Modification	Date	Name	Original		Replacement of	Replaced by	Scale 1:1		Page 1 / 1460

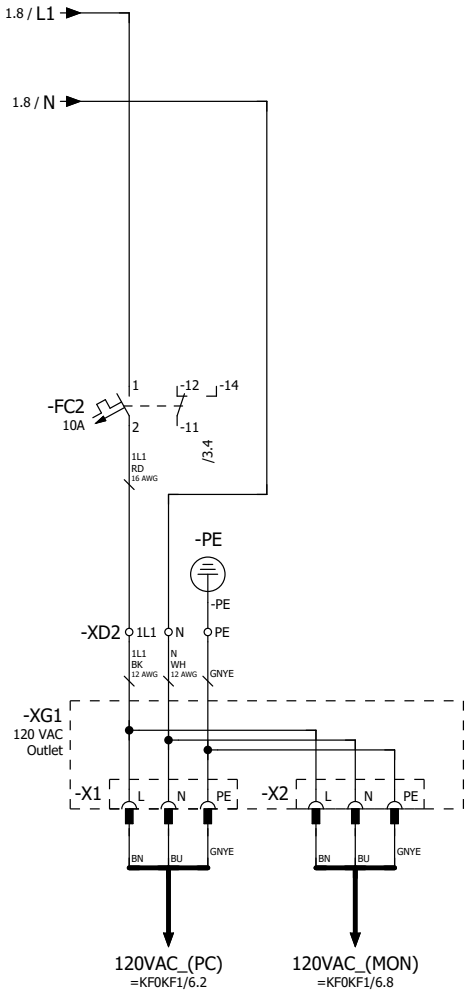

			Date	9/17/2022	Volvo Trucks North America		Valiant TMS	Outlet PLC 120VAC	Drawing name: =2V06&EFS_EL		= KF0WC3
			Ed.	MKLEPADLO							+ UC31
			Appr		P6700 Rear Wall - Cell 2V06				Document type: EFS	Project nr: 22-16148	Page 2
Modification	Date	Name	Original		Replacement of	Replaced by	Scale 1:1				1460

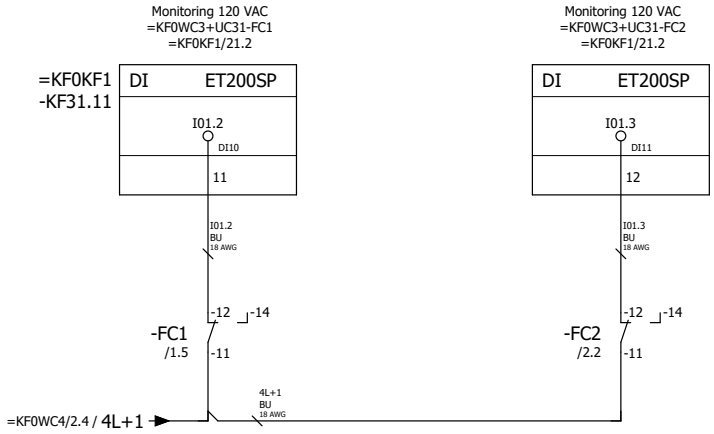

			Date	9/17/2022	Volvo Trucks North America		Valiant TMS	Monitoring 120VAC	Drawing name: =2V06&EFS_EL		= KF0WC3
			Ed.	MKLEPADLO							+ UC31
			Appr		P6700 Rear Wall - Cell 2V06				Document type: EFS	Project nr: 22-16148	Page 3
Modification	Date	Name	Original		Replacement of	Replaced by	Scale 1:1				1460

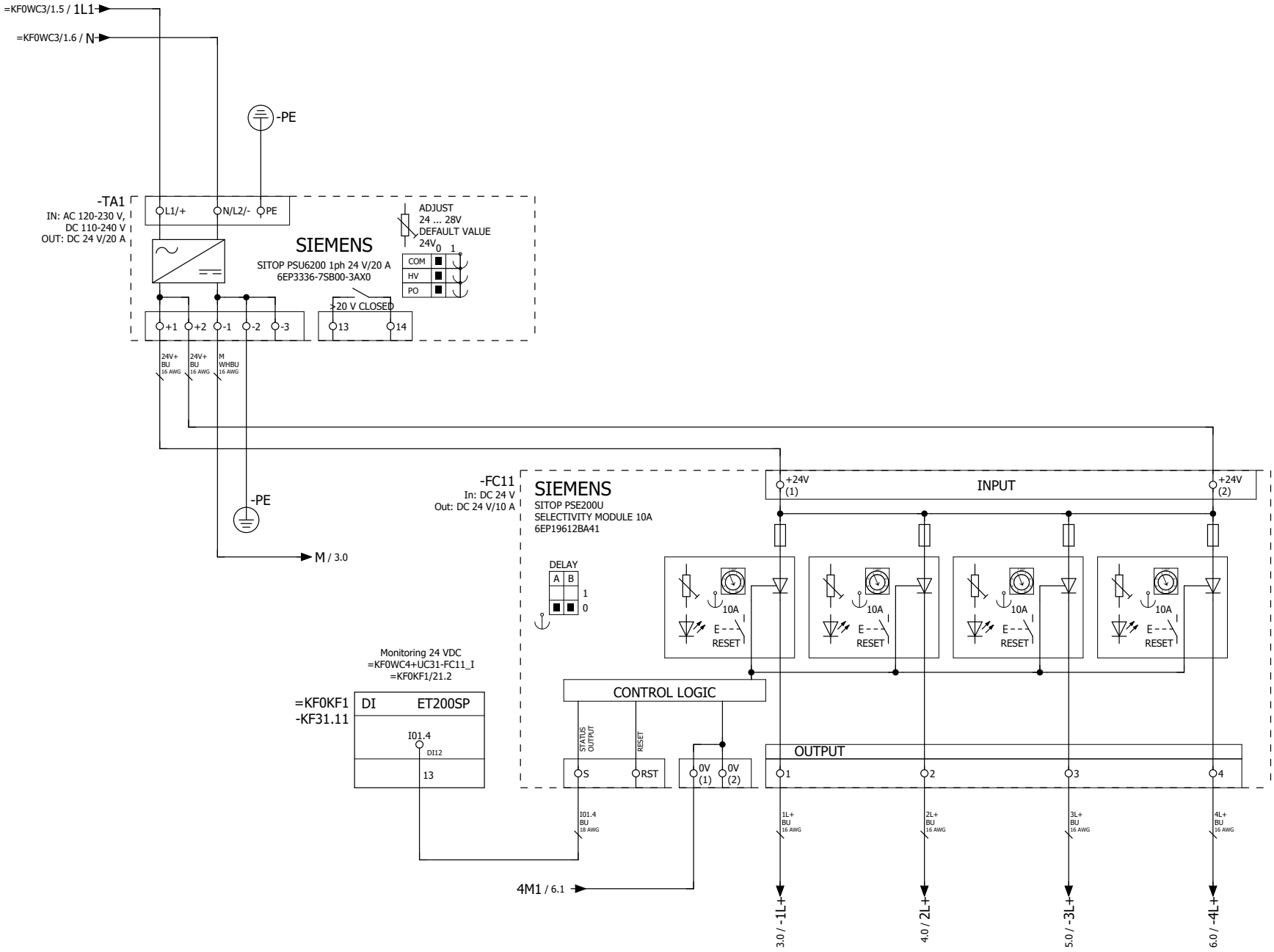

=KF0WC3/3

2

			Date	9/17/2022	Volvo Trucks North America		Valiant TMS	Power distribution 24VDC	Drawing name: =2V06&EFS_EL	= KF0WC4
			Ed.	MKLEPADLO						+ UC31
			Appr		P6700 Rear Wall - Cell 2V06				Document type: EFS	Project nr: 22-16148
Modification	Date	Name	Original		Replacement of	Replaced by	Scale 1:1			Page 1 / 1460

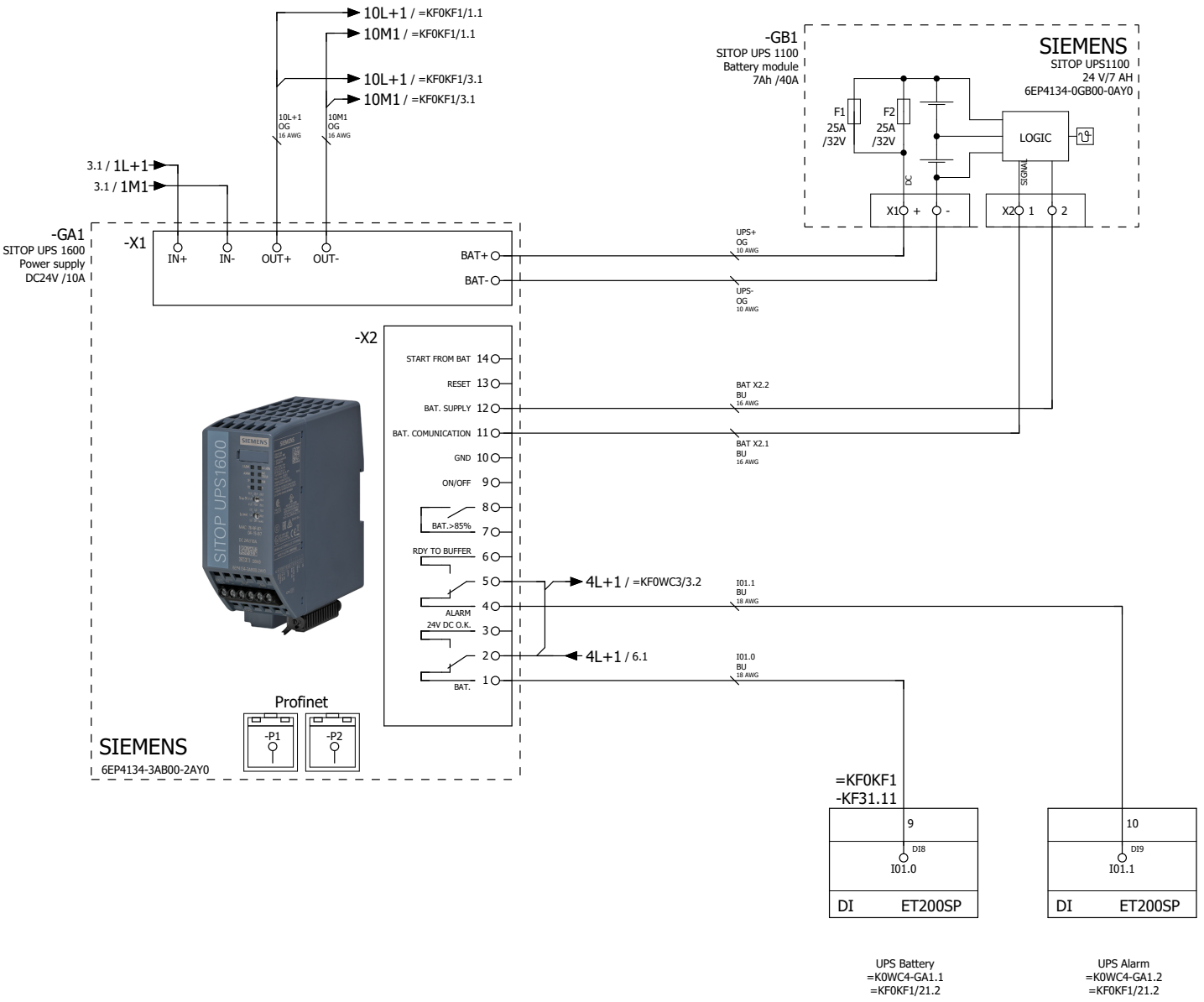

			Date	12/12/2022	Volvo Trucks North America		Valiant TMS	Power distribution, UPS	Drawing name: =2V06&EFS_EL	= KF0WC4
			Ed.	MKLEPADLO						+ UC31
			Appr		P6700 Rear Wall - Cell 2V06				Document type: EFS	Project nr: 22-16148
Modification	Date	Name	Original		Replacement of	Replaced by	Scale 1:1			Page 2 / 1460



			Date	9/17/2022	Volvo Trucks North America		Valiant TMS	Power distribution 24VDC 1L+	Drawing name: =2V06&EFS_EL		= KF0WC4
			Ed.	MKLEPADLO							+ UC31
			Appr		P6700 Rear Wall - Cell 2V06				Document type: EFS	Project nr: 22-16148	Page 3
Modification	Date	Name	Original		Replacement of	Replaced by	Scale 1:1				1460

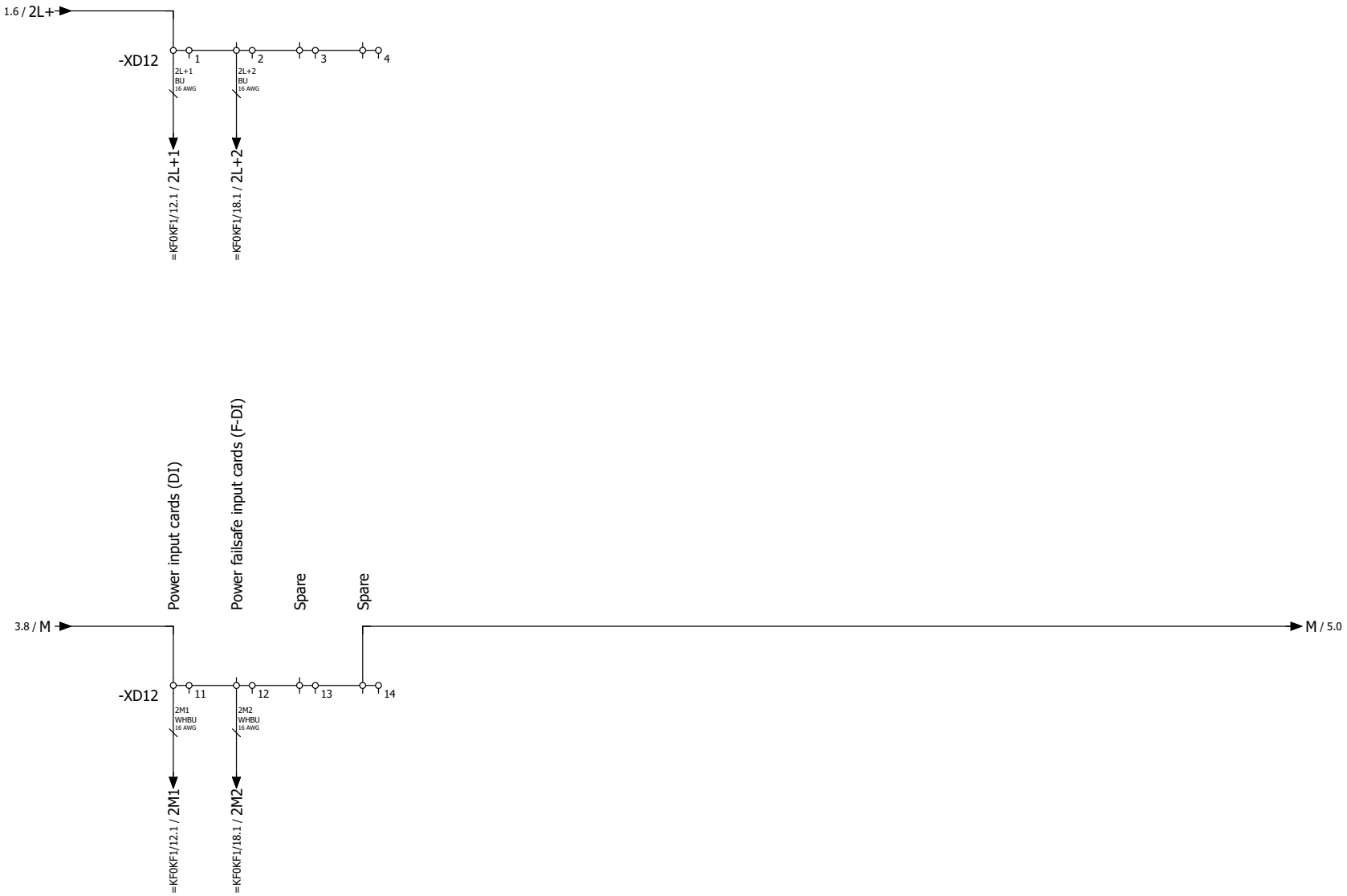

0	1	2	3	4	5	6	7	8	9

3 5

			Date	9/17/2022	Volvo Trucks North America	Valiant TMS	Power distribution 24VDC 2L+	Drawing name: =2V06&EFS_EL	= KF0WC4	
			Ed.	MKLEPADLO					+ UC31	
			Appr		P6700 Rear Wall - Cell 2V06			Document type: EFS	Project nr: 22-16148	Page 4
Modification	Date	Name	Original		Replacement of / Replaced by	Scale 1:1				1460

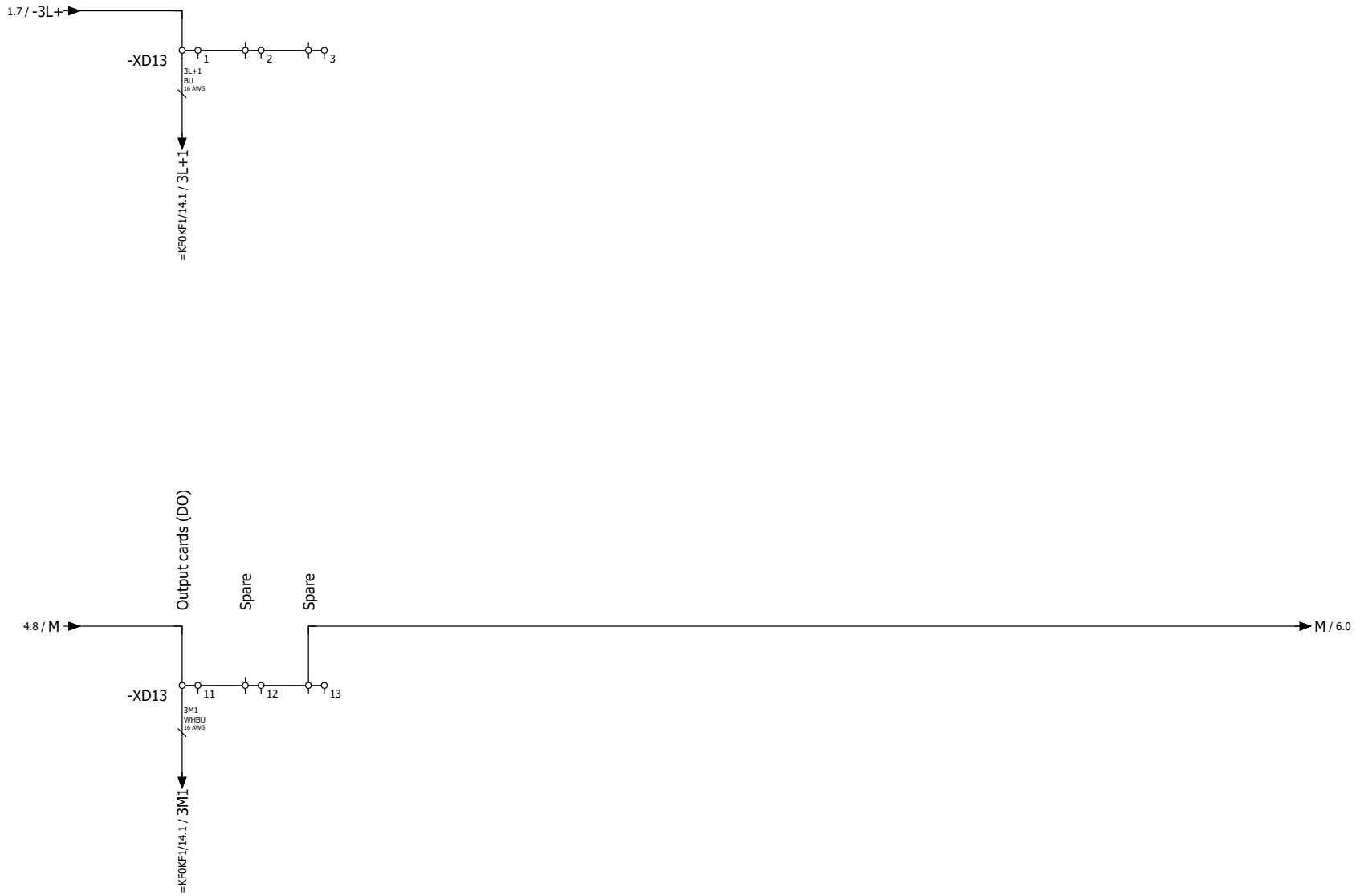

			Date	9/17/2022	Volvo Trucks North America		Valiant TMS	Power distribution 24VDC 3L+	Drawing name: =2V06&EFS_EL	= KF0WC4	
			Ed.	MKLEPADLO						+ UC31	
			Appr		P6700 Rear Wall - Cell 2V06				Document type: EFS	Project nr: 22-16148	Page 5
Modification	Date	Name	Original		Replacement of	Replaced by	Scale 1:1				1460

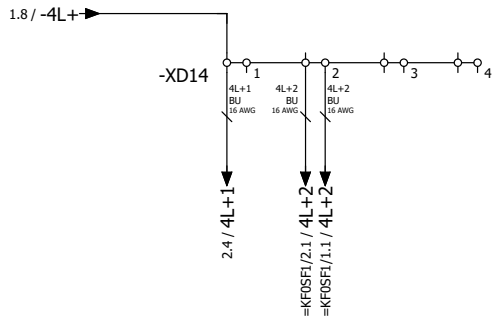

5

=KH0+KH0/1

			Date	9/18/2022	Volvo Trucks North America		Valiant TMS	Power distribution 24VDC 4L+	Drawing name: =2V06&EFS_EL	= KF0WC4	
			Ed.	MKLEPADLO						+ UC31	
			Appr		P6700 Rear Wall - Cell 2V06				Document type: EFS	Project nr: 22-16148	Page 6
Modification	Date	Name	Original		Replacement of	Replaced by	Scale 1:1				1460

=V1KF1+V1UC11

Monitoring Main AIR On
=KH0-BP1_I
=V1KF1+V1UC11/12.2

DI ET200SP
I56.6
DI6
7

=V1KF1
-KF11.14

I56.6
BUOG
16 AWG

=V1WC4+V1UC11/5.4 / 3L+9

=V1WC4+V1UC11/5.4 / 3M9

-KF11.14
7

BN WH BU BK

-W2
RKC 4.4T-15-RSC 4.4T/S3060
15m

BN WH BU BK

-W1-XD2
5-pin M12
Field Attachable
Connector
BS 8251-0/PG9

1-BN 4-BK 2-WH 3-BU

NEBS-L1G4-K-5-LE4
4x26AWG
5m

-W1

BN 26 AWG
BK 26 AWG
WH 26 AWG
BU 26 AWG

-W1-XD1

1 2 3 4

1 2 3 4

BN +24V DC power supply
BK Output A
WH Output B
BU 0V DC

PNP NPN
PNP NPN

p1

FESTO

-BP1

EM LFR FRM

AS
D7
40
U
M
S
C2 J73

See drawing:
=2V06&MFS-PNEU

=KF0WC4+UC31/6

2

			Date	10/28/2022	Volvo Trucks North America	Valiant TMS	Incoming air supply (Main)	Drawing name: =2V06&EFS_EL	= KH0
			Ed.	MKLEPADLO					+ KH0
			Appr		P6700 Rear Wall - Cell 2V06			Document type: EFS	Project nr: 22-16148
Modification	Date	Name	Original		Replacement of	Replaced by	Scale 1:1		Page 1 / 1460

=V1KF1+V1UC11

Monitoring AIR On (S010-LT1 Fixture)
=KH0-BP2_I
=V1KF1+V1UC11/12.2

DI ET200SP
I56.7
DI7
8

=V1KF1
-KF11.14

I56.7
BUOG
16 AWG

=V1WC4+V1UC11/5.5 / 3L+9

=V1WC4+V1UC11/5.5 / 3M9

-KF11.14
8

bn wh bu bk

-W3
RKC 4.4T-25-RSC 4.4T/S3060
25m

bn bu bk wh

-BP2
1 L+
3 L-
4 Out
2 n.c.
M12
P

FESTO

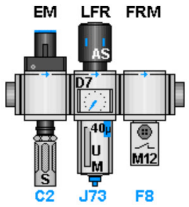

See drawing:
=2V06&MFS-PNEU

1 3

			Date	10/28/2022	Volvo Trucks North America	Valiant TMS	Incoming air supply (S010-LT1 Fixture)	Drawing name: =2V06&EFS_EL	= KH0
			Ed.	MKLEPADLO					+ KH0
			Appr		P6700 Rear Wall - Cell 2V06			Document type: EFS	Project nr: 22-16148
Modification	Date	Name	Original		Replacement of / Replaced by	Scale 1:1			Page 2 / 1460

=V1KF1+V1UC11

Monitoring AIR On (S010-LT2 Fixture)
=KH0-BP3_I
=V1KF1+V1UC11/12.2

DI ET200SP
I57.1
DI9
10

=V1KF1
-KF11.14

I57.1
BUOG
16 AWG

=V1WC4+V1UC11/5.6 / 3L+12

=V1WC4+V1UC11/5.6 / 3M12

-KF11.14
10

bn wh bu bk

-W4
RKC 4.4T-25-RSC 4.4T/S3060
25m

bn bu bk wh

-BP3
1 L+
3 L-
4 Out
2 n.c.
M12
P

FESTO

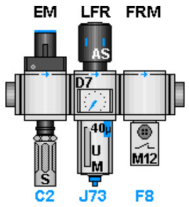

See drawing:
=2V06&MFS-PNEU

2 4

			Date	10/28/2022	Volvo Trucks North America	Valiant TMS	Incoming air supply (S010-LT2 Fixture)	Drawing name: =2V06&EFS_EL	= KH0	
			Ed.	MKLEPADLO					+ KH0	
			Appr		P6700 Rear Wall - Cell 2V06			Document type: EFS	Project nr: 22-16148	Page 3
Modification	Date	Name	Original		Replacement of / Replaced by	Scale 1:1				1460

=V1KF1+V1UC11

Monitoring AIR On (S020 Turntable)
=KH0-BP4_I
=V1KF1+V1UC11/12.2

DI ET200SP
I57.2
DI10
11

=V1KF1
-KF11.14

I57.2
BUOG
16 AWG

=V1WC4+V1UC11/5.6 / 3L+12

=V1WC4+V1UC11/5.6 / 3M12

-KF11.14
11

bn wh bu bk

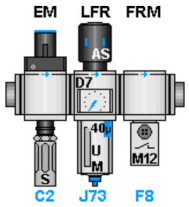

See drawing:
=2V06&MFS-PNEU

-W5
RKC 4.4T-10-RSC 4.4T/S3060
10m

bn bu bk wh

-BP4
1 L+
3 L-
4 Out
2 n.c.
M12
P
FESTO

3 5

			Date	10/28/2022	Volvo Trucks North America	Valiant TMS	Incoming air supply (S020 Turntable)	Drawing name: =2V06&EFS_EL	= KH0
			Ed.	MKLEPADLO					+ KH0
			Appr		P6700 Rear Wall - Cell 2V06			Document type: EFS	Project nr: 22-16148
Modification	Date	Name	Original		Replacement of	Replaced by	Scale 1:1		Page 4 / 1460

=V3KF1+V3UC14

Monitoring AIR On (S030 Turntable)
=KH0-BP5_I
=V3KF1+V3UC14/9.2

DI ET200SP
I232.4
DI4
5

=V3KF1
-KF14.12

I232.4
BUOG
16 AWG

=V3WC4+V3UC14/7.1 / 6L+1

=V3WC4+V3UC14/7.1 / 6M1

-KF14.12
5

bn wh bu bk

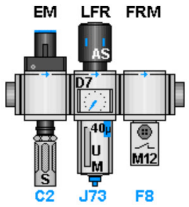

See drawing:
=2V06&MFS-PNEU

-W6
RKC 4.4T-10-RSC 4.4T/S3060
10m

bn bu bk wh

-BP5
1 L+
3 L-
4 Out
2 n.c.
M12
P
FESTO

4 6

			Date	10/31/2022	Volvo Trucks North America	Valiant TMS	Incoming air supply (S030 Turntable)	Drawing name: =2V06&EFS_EL	= KH0
			Ed.	KMAFFRE					+ KH0
			Appr		P6700 Rear Wall - Cell 2V06			Document type: EFS	Project nr: 22-16148
Modification	Date	Name	Original		Replacement of	Replaced by	Scale 1:1		Page 5 / 1460

=V2KF1+V2UC14

Monitoring S035 Fixture AIR On
=KH0-BP6_I
=V2KF1+V2UC14/9.2

DI ET200SP
I202.6
DI6
7

=V2KF1
-KF14.12

I202.6
BUOG
16 AWG

=V2WC4+V2UC14/7.1 / 6L+1

=V2WC4+V2UC14/7.1 / 6M1

-KF14.12
7

bn wh bu bk

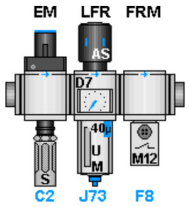

See drawing:
=2V06&MFS-PNEU

-W7
RKC 4.4T-12-RSC 4.4T/S3060
12m

bn bu bk wh

-BP6
1 L+
3 L-
4 Out
2 n.c.
M12
P
FESTO

5 7

			Date	10/28/2022	Volvo Trucks North America	Valiant TMS	Incoming air supply (S035 Turntable)	Drawing name: =2V06&EFS_EL	= KH0
			Ed.	MKLEPADLO					+ KH0
			Appr		P6700 Rear Wall - Cell 2V06			Document type: EFS	Project nr: 22-16148
Modification	Date	Name	Original		Replacement of / Replaced by	Scale 1:1			Page 6 / 1460

=V1KF1+V1UC11

Monitoring AIR On (S040 Turntable)
=KH0-BP7_I
=V1KF1+V1UC11/12.2

DI ET200SP
I57.3
DI11
12

=V1KF1
-KF11.14

I57.3
BUOG
16 AWG

=V1WC4+V1UC11/5.6 / 3L+13

=V1WC4+V1UC11/5.6 / 3M13

-KF11.14
12

bn wh bu bk

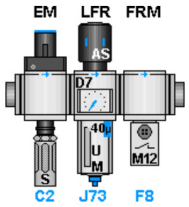

See drawing:
=2V06&MFS-PNEU

-W8
RKC 4.4T-30-RSC 4.4T/S3060
30m

bn bu bk wh

-BP7
1 L+
3 L-
4 Out
2 n.c.
M12
P
FESTO

6 8

			Date	10/28/2022	Volvo Trucks North America	Valiant TMS	Incoming air supply (S040 Turntable)	Drawing name: =2V06&EFS_EL	= KH0
			Ed.	MKLEPADLO					+ KH0
			Appr		P6700 Rear Wall - Cell 2V06			Document type: EFS	Project nr: 22-16148
Modification	Date	Name	Original		Replacement of	Replaced by	Scale 1:1		Page 7 / 1460

=V3KF1+V3UC11

Monitoring AIR On (S060 Fixture)
=KH0-BP8_I
=V3KF1+V3UC11/12.2

DI ET200SP
I86.4
DI4
5

=V3KF1
-KF11.14

I86.4
BUOG
16 AWG

=V3WC4+V3UC11/5.3 / 3L+6

=V3WC4+V3UC11/5.3 / 3M6

-KF11.14
5

bn wh bu bk

-W9
RKC 4.4T-10-RSC 4.4T/S3060
10m

bn bu bk wh

-BP8
1 L+
3 L-
4 Out
2 n.c.
M12
P

FESTO

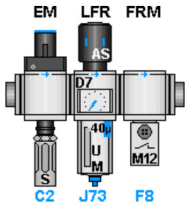

See drawing:
=2V06&MFS-PNEU

7 9

			Date	10/28/2022	Volvo Trucks North America	Valiant TMS	Incoming air supply (S060 Fixture)	Drawing name: =2V06&EFS_EL	= KH0
			Ed.	MKLEPADLO					+ KH0
			Appr		P6700 Rear Wall - Cell 2V06			Document type: EFS	Project nr: 22-16148
Modification	Date	Name	Original		Replacement of	Replaced by	Scale 1:1		Page 8 / 1460

=V3KF1+V3UC11

Monitoring AIR On (S080 Fixture)
=KH0-BP9_I
=V3KF1+V3UC11/12.2

DI ET200SP
I86.5
DI5
6

=V3KF1
-KF11.14

I86.5
BUOG
16 AWG

=V3WC4+V3UC11/5.3 / 3L+6

=V3WC4+V3UC11/5.3 / 3M6

-KF11.14
6

bn wh bu bk

-W10
RKC 4.4T-30-RSC 4.4T/S3060
30m

bn bu bk wh

-BP9
1 L+
3 L-
4 Out
2 n.c.
M12
P
FESTO

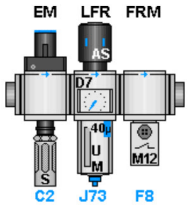

See drawing:
=2V06&MFS-PNEU

8 10

			Date	10/31/2022	Volvo Trucks North America	Valiant TMS	Incoming air supply (S080 Fixture)	Drawing name: =2V06&EFS_EL	= KH0
			Ed.	KMAFFRE					+ KH0
			Appr		P6700 Rear Wall - Cell 2V06			Document type: EFS	Project nr: 22-16148
Modification	Date	Name	Original		Replacement of	Replaced by	Scale 1:1		Page 9 / 1460

=V3KF1+V3UC14

Monitoring AIR On (S080 Date Scribe)
=KH0-BP10_I
=V3KF1+V3UC14/9.2

DI ET200SP
I232.5
DI5
6

=V3KF1
-KF14.12

I232.5
BUOG
16 AWG

=V3WC4+V3UC14/7.2 / 6L+1
=V3WC4+V3UC14/7.2 / 6M1

-KF14.12
6

bn wh bu bk

-W11
RKC 4.4T-20-RSC 4.4T/S3060
20m

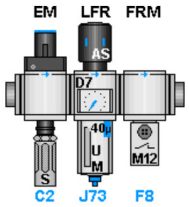

See drawing:
=2V06&MFS-PNEU

bn bu bk wh

-BP10
1 L+
3 L-
4 Out
2 n.c.
M12
P
FESTO

9

=KH3+KH3/1

			Date	10/31/2022	Volvo Trucks North America	Valiant TMS	Incoming air supply (S080 Date Scribe)	Drawing name: =2V06&EFS_EL	= KH0
			Ed.	KMAFFRE					+ KH0
			Appr		P6700 Rear Wall - Cell 2V06			Document type: EFS	Project nr: 22-16148
Modification	Date	Name	Original		Replacement of	Replaced by	Scale 1:1		Page 10 / 1460

=V1KF1+V1UC11

Monitoring Main Water Filter Dirty
=KH3-BF1_I
=V1KF1+V1UC11/12.2

DI ET200SP
I57.4
DI12
13

=V1KF1
-KF11.14

I57.4
BUOG
16 AWG

=V1WC4+V1UC11/6.2 / 4L+3

=V1WC4+V1UC11/6.2 / 4M3

-KF11.14
13

bn wh bu bk

-W1
RKC 4.4T-20-RSC 4.4T/S3060
20m

bn bu bk wh

-BF1
1 L+
3 L-
4 Out
2 n.c.
M12
P

See drawing:
=2V06&MFS-WATER

=KH0+KH0/10

2

			Date	12/14/2022	Volvo Trucks North America	Valiant TMS	Incoming water supply (Filter)	Drawing name: =2V04&EFS-EL	= KH3
			Ed.	MKLEPADLO					+ KH3
			Appr		P6700 Rear Wall - Cell 2V06			Document type: EFS	Project nr: 22-16148
Modification	Date	Name	Original		Replacement of	Replaced by	Scale 1:1		Page 1 / 1460

=V1KF1+V1UC11

Monitoring Main Water On
=KH3-BF2_I
=V1KF1+V1UC11/12.2

DI ET200SP
I57.5
DI13
14

=V1KF1
-KF11.14

I57.5
BUOG
16 AWG

=V1WC4+V1UC11/6.2 / 4L+3

=V1WC4+V1UC11/6.2 / 4M3

-KF11.14
14

bn wh bu bk

-W2
RKC 4.4T-20-RSC 4.4T/S3060
20m

bn bu bk wh

-BF2
1 L+
3 L-
4 Out
2 n.c.
M12

TURCK

See drawing:
=2V06&MFS-WATER

1

=V1AR21KF1+V1AR21UC01/1

			Date	12/14/2022	Volvo Trucks North America	Valiant TMS	Incoming water supply (Main)	Drawing name: =2V04&EFS-EL	= KH3
			Ed.	MKLEPADLO					+ KH3
			Appr		P6700 Rear Wall - Cell 2V06			Document type: EFS	Project nr: 22-16148
Modification	Date	Name	Original		Replacement of	Replaced by	Scale 1:1		Page 2 / 1460

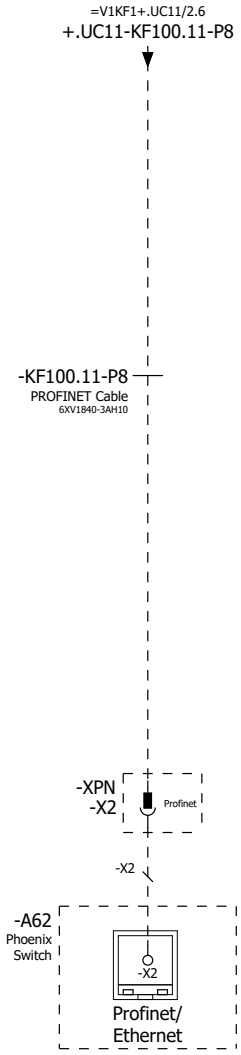

=KH3+KH3/2

=V1AR21WC1/1

			Date	12/14/2022	Volvo Trucks North America		Valiant TMS	Incoming Profinet	Drawing name: =2V06&EFS_EL	= V1AR21KF1
			Ed.	MKLEPADLO						+ V1AR21UC01
			Appr		P6700 Rear Wall - Cell 2V06				Document type: EFS	Project nr: 22-16148
Modification	Date	Name	Original		Replacement of	Replaced by	Scale 1:1			Page 1 / 1460

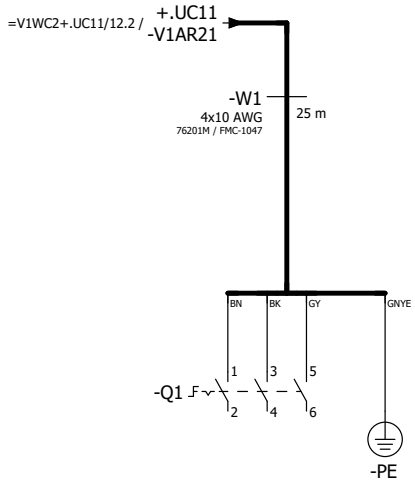

=V1AR21KF1/1

=V1AR21XQ11WC1+.AR21XQ11UC01/1

			Date	12/14/2022	Volvo Trucks North America		Valiant TMS	Incoming power	Drawing name: =2V06&EFS_EL	= V1AR21WC1
			Ed.	MKLEPADLO						+ V1AR21UC01
			Appr		P6700 Rear Wall - Cell 2V06				Document type: EFS	Project nr: 22-16148
Modification	Date	Name	Original		Replacement of	Replaced by	Scale 1:1			Page 1 / 1460

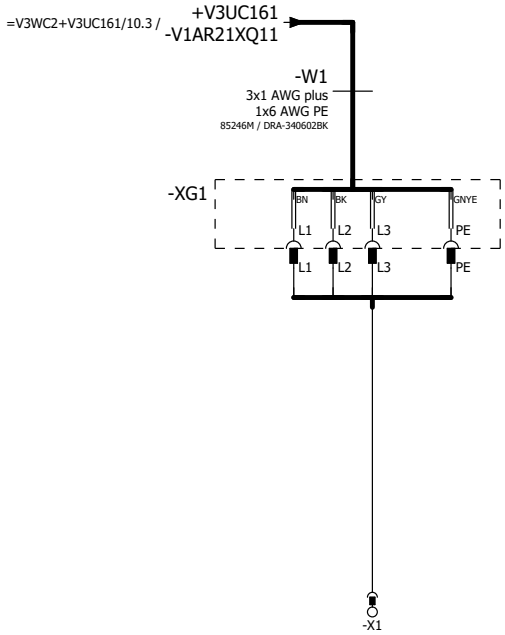

=V1AR21WC1+.AR21UC01/1

=V1AR41KF1+.AR41UC01/1

			Date	12/14/2022	Volvo Trucks North America		Valiant TMS	Incoming power	Drawing name: =2V06&EFS_EL	= V1AR21XQ11WC1
			Ed.	MKLEPADLO						+ V1AR21XQ11UC01
			Appr		P6700 Rear Wall - Cell 2V06				Document type: EFS	Project nr: 22-16148
Modification	Date	Name	Original		Replacement of	Replaced by	Scale 1:1			Page 1 / 1460

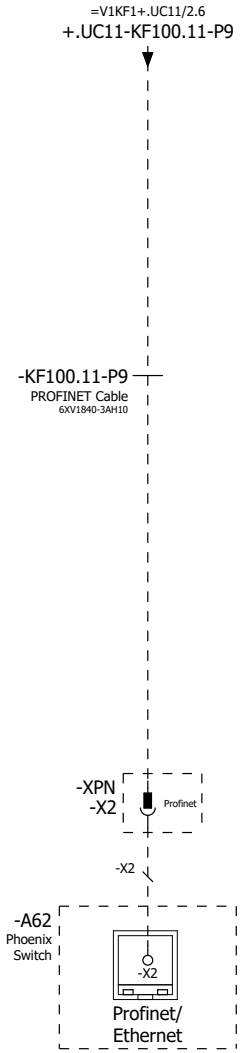

=V1AR21XQ11WC1+.AR21XQ11UC01/1

=V1AR41UQ41BG0+.AR41UQ41/1

			Date	12/14/2022	Volvo Trucks North America		Valiant TMS	Incoming Profinet	Drawing name: =2V06&EFS_EL	= V1AR41KF1
			Ed.	MKLEPADLO						+ V1AR41UC01
			Appr		P6700 Rear Wall - Cell 2V06				Document type: EFS	Project nr: 22-16148
Modification	Date	Name	Original		Replacement of	Replaced by	Scale 1:1			Page 1 / 1460

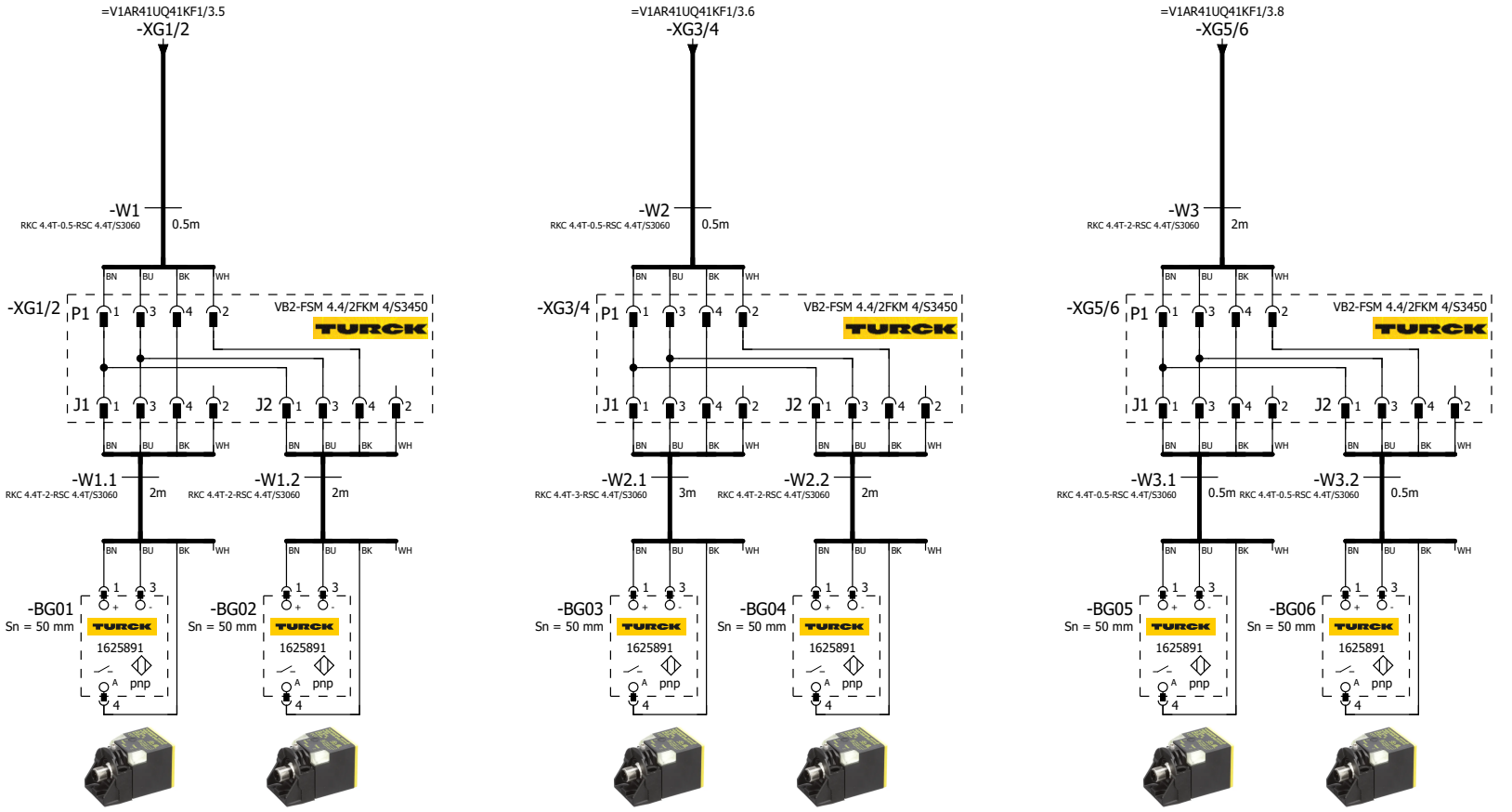

=V1AR41KF1+.AR41UC01/1

2

			Date	12/14/2022	Volvo Trucks North America	Valiant TMS	SENSORS	Drawing name: =2V06&EFS_EL	= V1AR41UQ41BG0
			Ed.	MKLEPADLO					+ V1AR41UQ41
			Appr		P6700 Rear Wall - Cell 2V06			Document type: EFS	Project nr: 22-16148
Modification	Date	Name	Original		Replacement of / Replaced by	Scale 1:1			Page 1 / 1460

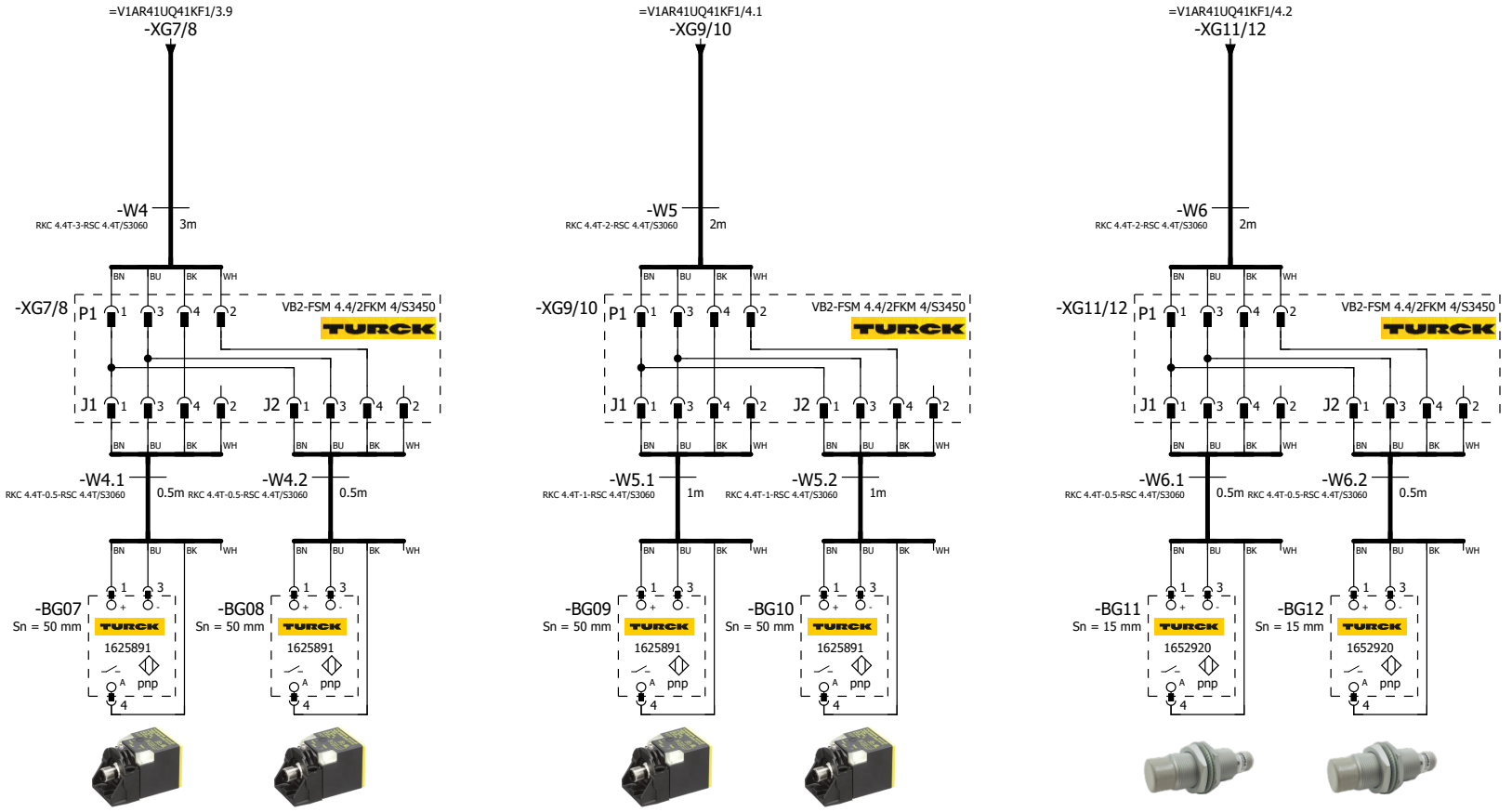

=V1AR41UQ41 -BG07 Cross Member LH	=V1AR41UQ41 -BG08 Cross Member LH	=V1AR41UQ41 -BG09 Table Mounting Assy RH	=V1AR41UQ41 -BG10 Table Mounting Assy LH	=V1AR41UQ41 -BG11 Map Pocket Assy RH	=V1AR41UQ41 -BG12 Map Pocket Assy RH

			Date	12/14/2022	Volvo Trucks North America	Valiant TMS	SENSORS	Drawing name: =2V06&EFS_EL / = V1AR41UQ41BG0 / + V1AR41UQ41
			Ed.	MKLEPADLO				
			Appr		P6700 Rear Wall - Cell 2V06	Scale 1:1		Document type: EFS / Project nr: 22-16148 / Page 2 / 1460
Modification	Date	Name	Original		Replacement of / Replaced by			

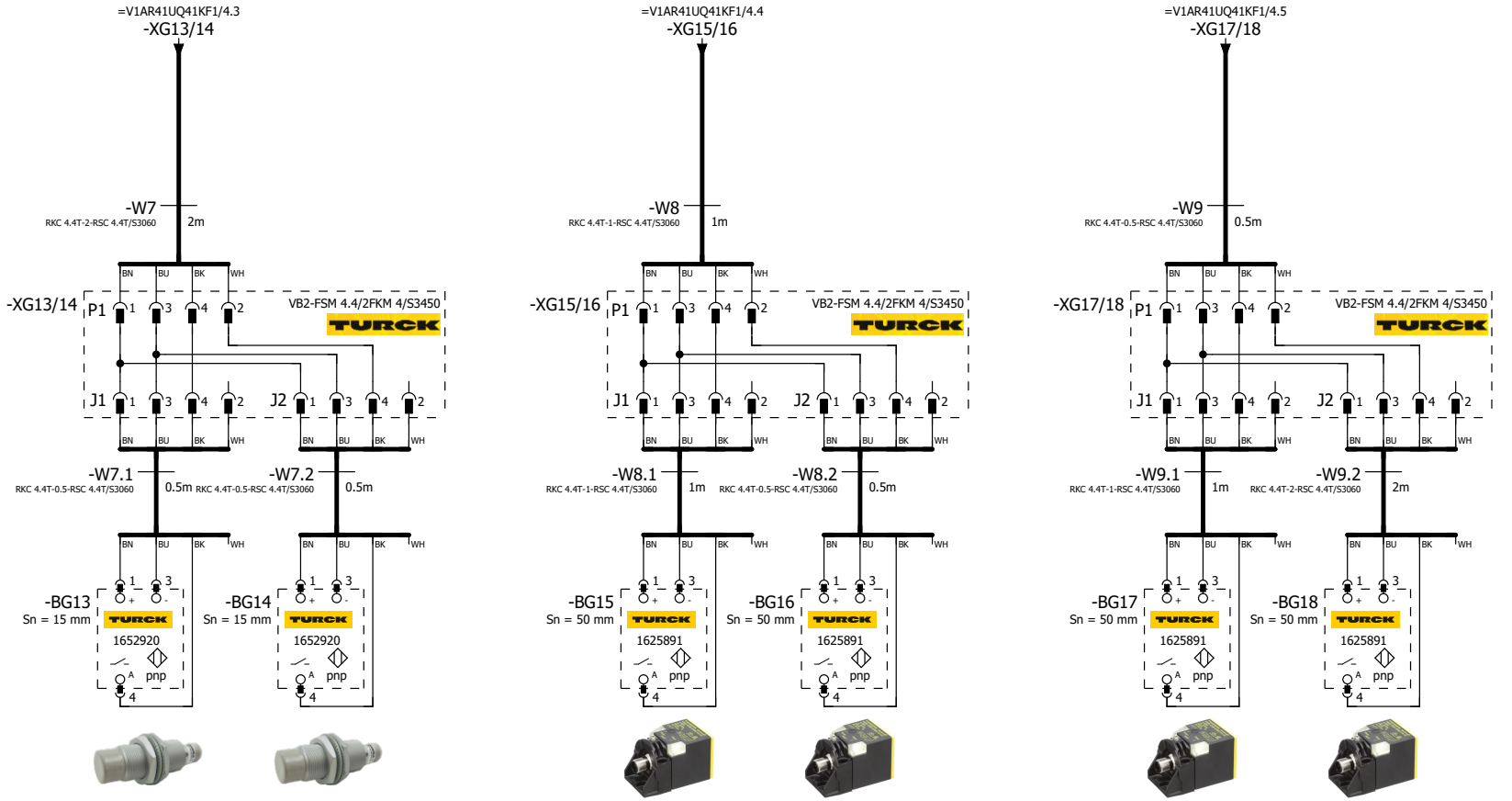

=V1AR41UQ41 -BG13 Map Pocket Assy LH	=V1AR41UQ41 -BG14 Map Pocket Assy LH	=V1AR41UQ41 -BG15 Cross Member RH	=V1AR41UQ41 -BG16 Cross Member LH	=V1AR41UQ41 -BG17 Cross Member RH	=V1AR41UQ41 -BG18 Cross Member LH

2

=V1AR41UQ41KF1/1

			Date	12/14/2022	Volvo Trucks North America	Valiant TMS	SENSORS	Drawing name: =2V06&EFS_EL	= V1AR41UQ41BG0
			Ed.	MKLEPADLO					+ V1AR41UQ41
			Appr		P6700 Rear Wall - Cell 2V06			Document type: EFS	Project nr: 22-16148
Modification	Date	Name	Original		Replacement of / Replaced by	Scale 1:1			Page 3 / 1460

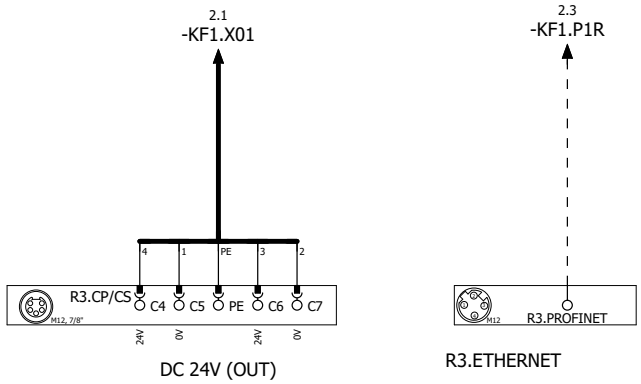

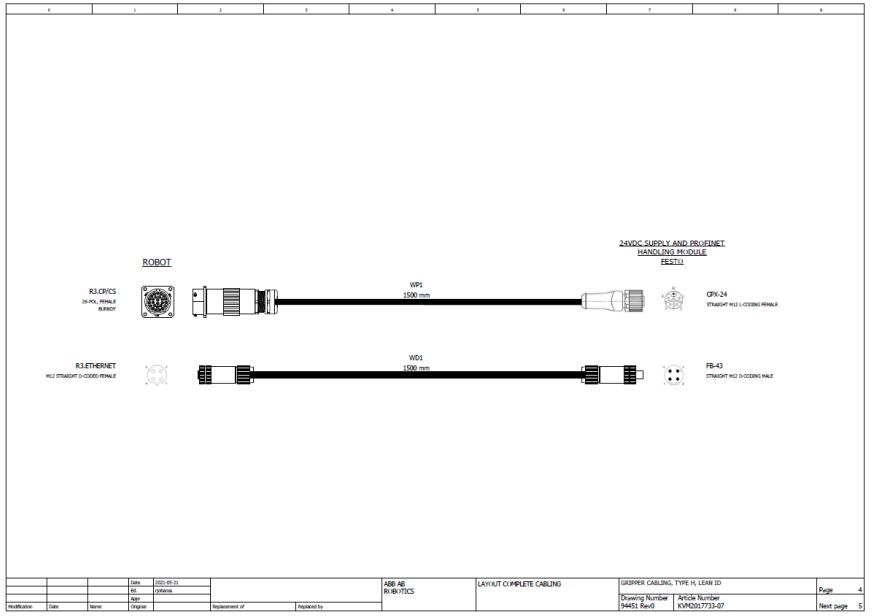

=V1AR41UQ41BG0/3

2

			Date	12/14/2022	Volvo Trucks North America	Valiant TMS	24VDC SUPPLY AND PROFINET HANDLING MODULE	Drawing name: =2V06&EFS_EL	= V1AR41UQ41KF1	
			Ed.	MKLEPADLO					+ V1AR41UQ41	
			Appr		P6700 Rear Wall - Cell 2V06	Scale 1:1		Document type: EFS	Project nr: 22-16148	Page 1
Modification	Date	Name	Original		Replacement of / Replaced by					1460

1.3 / -KF1.X01

-W1
RSM RKM 56-2M/S3059
2m

1.5 / -KF1.P1R

-WF1
PROFINET Cable
6XV1840-3AH10

-KF1

X20 7/8" 1 2 PE 3 4 5
0V_VAL / OUT
0V_EL / SEN
FE
24V_EL / SEN
24V_VAL / OUT

-TP1 M12
-TP2 M12

ON
OFF
1 2 1 2

FESTO
Bus node + Interlinking block
548755 + 550208

-KF1.11

FESTO
CPX-M-AB-8-M12X2-5POL
549335

DI:0	DI 0 X1:4	V1AR41UQ41UQ1.1-BGR	Clamps 1 (RESET)
DI:1	DI 1 X1:2	V1AR41UQ41UQ1.1-BGS	Clamps 1 (SET)
DI:2	DI 2 X2:4	V1AR41UQ41UQ1.2-BGR	Clamps 1 (RESET)
DI:3	DI 3 X2:2	V1AR41UQ41UQ1.2-BGS	Clamps 1 (SET)
DI:4	DI 4 X3:4	V1AR41UQ41UQ1.3-BGR	Clamps 1 (RESET)
DI:5	DI 5 X3:2	V1AR41UQ41UQ1.3-BGS	Clamps 1 (SET)
DI:6	DI 6 X4:4	V1AR41UQ41UQ1.4-BGR	Clamps 1 (RESET)
DI:7	DI 7 X4:2	V1AR41UQ41UQ1.4-BGS	Clamps 1 (SET)
DI:8	DI 8 X5:4	V1AR41UQ41UQ1.5-BGR	Clamps 1 (RESET)
DI:9	DI 9 X5:2	V1AR41UQ41UQ1.5-BGS	Clamps 1 (SET)
DI:10	DI 10 X6:4	V1AR41UQ41UQ1.6-BGR	Clamps 1 (RESET)
DI:11	DI 11 X6:2	V1AR41UQ41UQ1.6-BGS	Clamps 1 (SET)
DI:12	DI 12 X7:4	V1AR41UQ41UQ2.1-BGR	Clamps 2 (RESET)
DI:13	DI 13 X7:2	V1AR41UQ41UQ2.1-BGS	Clamps 2 (SET)
DI:14	DI 14 X8:4	V1AR41UQ41UQ2.2-BGR	Clamps 2 (RESET)
DI:15	DI 15 X8:2	V1AR41UQ41UQ2.2-BGS	Clamps 2 (SET)

X1 M12: 24V | DI 1 | 0V | DI 0 | FE — BN WH BU BK
X2 M12: 24V | DI 3 | 0V | DI 2 | FE — BN WH BU BK
X3 M12: 24V | DI 5 | 0V | DI 4 | FE — BN WH BU BK
X4 M12: 24V | DI 7 | 0V | DI 6 | FE — BN WH BU BK
X5 M12: 24V | DI 9 | 0V | DI 8 | FE — BN WH BU BK
X6 M12: 24V | DI 11 | 0V | DI 10 | FE — BN WH BU BK
X7 M12: 24V | DI 13 | 0V | DI 12 | FE — BN WH BU BK
X8 M12: 24V | DI 15 | 0V | DI 14 | FE — BN WH BU BK

+.AR41UQ41UQ1.1-W1
=V1AR41UQ41UQ1+.AR41UQ41UQ1/1.1

+.AR41UQ41UQ1.2-W1
=V1AR41UQ41UQ1+.AR41UQ41UQ1/1.2

+.AR41UQ41UQ1.3-W1
=V1AR41UQ41UQ1+.AR41UQ41UQ1/1.4

+.AR41UQ41UQ1.4-W1
=V1AR41UQ41UQ1+.AR41UQ41UQ1/1.5

+.AR41UQ41UQ1.5-W1
=V1AR41UQ41UQ1+.AR41UQ41UQ1/1.7

+.AR41UQ41UQ1.6-W1
=V1AR41UQ41UQ1+.AR41UQ41UQ1/1.9

+.AR41UQ41UQ2.1-W1
=V1AR41UQ41UQ2+.AR41UQ41UQ2/1.1

+.AR41UQ41UQ2.2-W1
=V1AR41UQ41UQ2+.AR41UQ41UQ2/1.2

1

3

			Date	12/14/2022	Volvo Trucks North America		Valiant TMS	CONNECTING MOD. FOR MPA MANIFOLD	Drawing name: =2V06&EFS_EL	= V1AR41UQ41KF1
			Ed.	MKLEPADLO						+ V1AR41UQ41
			Appr		P6700 Rear Wall - Cell 2V06				Document type: EFS	Project nr: 22-16148
Modification	Date	Name	Original		Replacement of	Replaced by	Scale 1:1			Page 2 / 1460

-KF1.12

FESTO

CPX-M-AB-8-M12X2-5POL

549335

DI:16	DI 0 X1:4	V1AR41UQ41UQ2.3-BGR	Clamps 2 (RESET)
DI:17	DI 1 X1:2	V1AR41UQ41UQ2.3-BGS	Clamps 2 (SET)
DI:18	DI 2 X2:4	V1AR41UQ41UQ2.4-BGR	Clamps 2 (RESET)
DI:19	DI 3 X2:2	V1AR41UQ41UQ2.4-BGS	Clamps 2 (SET)
DI:20	DI 4 X3:4	V1AR41UQ41UQ2.5-BGR	Clamps 2 (RESET)
DI:21	DI 5 X3:2	V1AR41UQ41UQ2.5-BGS	Clamps 2 (SET)
DI:22	DI 6 X4:4	V1AR41UQ41UQ2.6-BGR	Clamps 2 (RESET)
DI:23	DI 7 X4:2	V1AR41UQ41UQ2.6-BGS	Clamps 2 (SET)
DI:24	DI 8 X5:4	V1AR41UQ41-BG01	Vertical Member RH
DI:25	DI 9 X5:2	V1AR41UQ41-BG02	Vertical Member RH
DI:26	DI 10 X6:4	V1AR41UQ41-BG03	Vertical Member LH
DI:27	DI 11 X6:2	V1AR41UQ41-BG04	Vertical Member LH
DI:28	DI 12 X7:4	V1AR41UQ41-BG05	Cross Member RH
DI:29	DI 13 X7:2	V1AR41UQ41-BG06	Cross Member RH
DI:30	DI 14 X8:4	V1AR41UQ41-BG07	Cross Member LH
DI:31	DI 15 X8:2	V1AR41UQ41-BG08	Cross Member LH

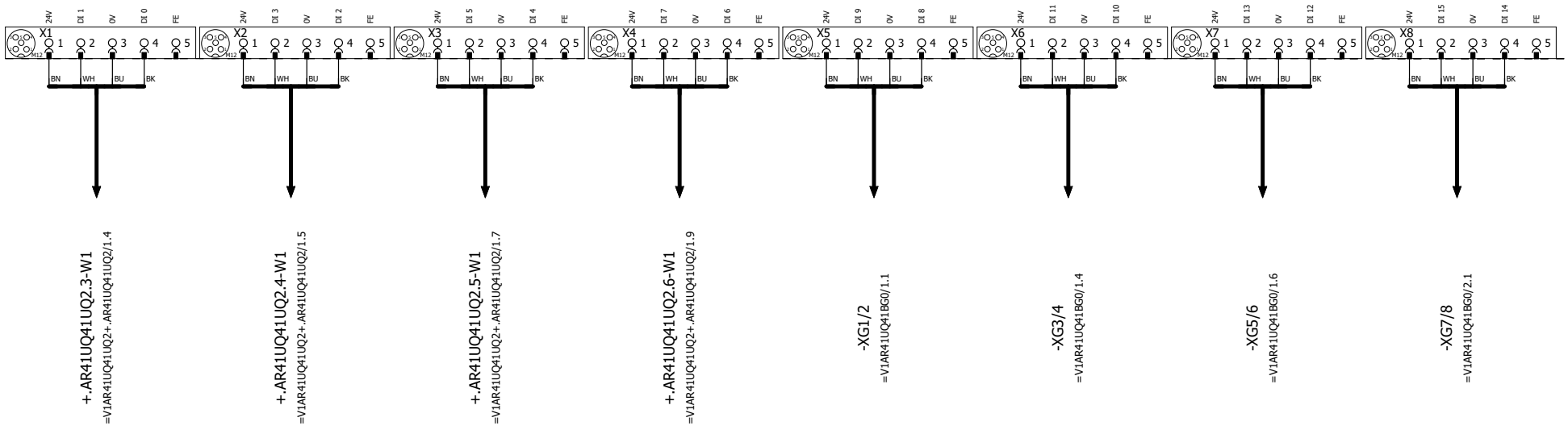

			Date	12/14/2022	Volvo Trucks North America	Valiant TMS	I/O MOD. DI16 (8 x M12) FOR MPA	Drawing name: =2V06&EFS_EL	= V1AR41UQ41KF1
			Ed.	MKLEPADLO					+ V1AR41UQ41
			Appr		P6700 Rear Wall - Cell 2V06			Document type: EFS	Project nr: 22-16148
Modification	Date	Name	Original		Replacement of / Replaced by	Scale 1:1			Page 3 / 1460

-KF1.13

FESTO

CPX-M-AB-8-M12X2-5POL

549335

DI:32	DI 0 X1:4	V1AR41UQ41-BG09	Table Mounting Assy RH
DI:33	DI 1 X1:2	V1AR41UQ41-BG10	Table Mounting Assy LH
DI:34	DI 2 X2:4	V1AR41UQ41-BG11	Map Pocket Assy RH
DI:35	DI 3 X2:2	V1AR41UQ41-BG12	Map Pocket Assy RH
DI:36	DI 4 X3:4	V1AR41UQ41-BG13	Map Pocket Assy LH
DI:37	DI 5 X3:2	V1AR41UQ41-BG14	Map Pocket Assy LH
DI:38	DI 6 X4:4	V1AR41UQ41-BG15	Cross Member RH
DI:39	DI 7 X4:2	V1AR41UQ41-BG16	Cross Member LH
DI:40	DI 8 X5:4	V1AR41UQ41-BG17	Cross Member RH
DI:41	DI 9 X5:2	V1AR41UQ41-BG18	Cross Member LH
DI:42	DI 10 X6:4	DI:42	Spare
DI:43	DI 11 X6:2	DI:43	Spare
DI:44	DI 12 X7:4	DI:44	Spare
DI:45	DI 13 X7:2	DI:45	Spare
DI:46	DI 14 X8:4	DI:46	Spare
DI:47	DI 15 X8:2	DI:47	Spare

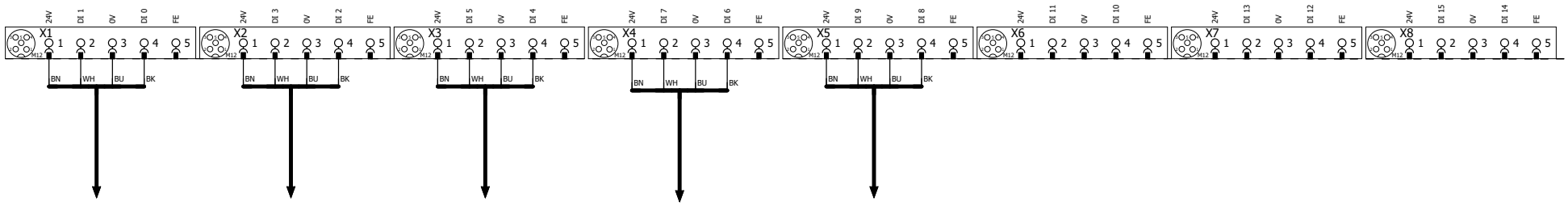

-XG9/10 =V1AR41UQ41BG0/2.4

-XG11/12 =V1AR41UQ41BG0/2.6

-XG13/14 =V1AR41UQ41BG0/3.1

-XG15/16 =V1AR41UQ41BG0/3.4

-XG17/18 =V1AR41UQ41BG0/3.6

			Date	12/14/2022	Volvo Trucks North America		Valiant TMS	I/O MOD. DI16 (8 x M12) FOR MPA	Drawing name: =2V06&EFS_EL	= V1AR41UQ41KF1	
			Ed.	MKLEPADLO						+ V1AR41UQ41	
			Appr		P6700 Rear Wall - Cell 2V06				Document type: EFS	Project nr: 22-16148	Page 4
Modification	Date	Name	Original		Replacement of	Replaced by	Scale 1:1				1460

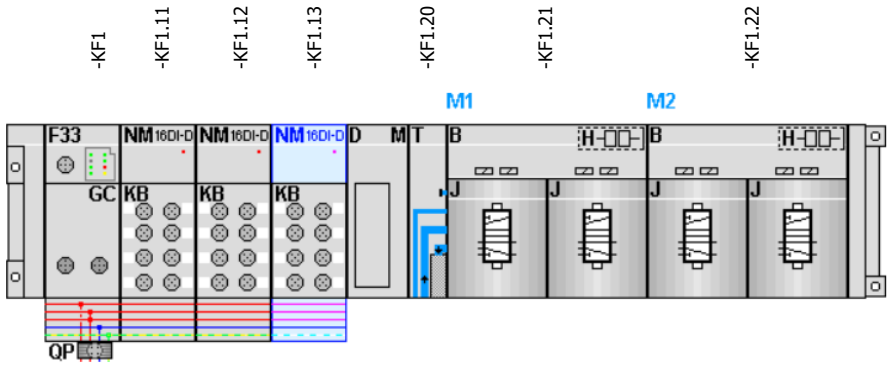

-KF1.21
=V1AR41UQ41UQ1+.AR41UQ41UQ1/1.3
=V1AR41UQ41UQ2+.AR41UQ41UQ2/1.3

FESTO

=V1AR41UQ41UQ1+.AR41UQ41UQ1/1.4	DO:0 DO 0 1.1	-QN1.1_Q	Clamps 1 (RST)
=V1AR41UQ41UQ1+.AR41UQ41UQ1/1.4	DO:1 DO 1 1.2	-QN1.2_Q	Clamps 1 (SET)
=V1AR41UQ41UQ2+.AR41UQ41UQ2/1.4	DO:2 DO 2 2.1	-QN2.1_Q	Clamps 2 (RST)
=V1AR41UQ41UQ2+.AR41UQ41UQ2/1.4	DO:3 DO 3 2.2	-QN2.2_Q	Clamps 2 (SET)

KF1.22

FESTO

	DO:4 DO 0 1.1	-QN3.1_Q	Spare
	DO:5 DO 1 1.2	-QN3.2_Q	Spare
	DO:6 DO 2 2.1	-QN4.1_Q	Spare
	DO:7 DO 3 2.2	-QN4.1_Q	Spare

			Date	12/14/2022	Volvo Trucks North America		Valiant TMS	CONNECTING MOD. FOR FESTO DQ	Drawing name: =2V06&EFS_EL	= V1AR41UQ41KF1
			Ed.	MKLEPADLO						+ V1AR41UQ41
			Appr		P6700 Rear Wall - Cell 2V06				Document type: EFS	Project nr: 22-16148
Modification	Date	Name	Original		Replacement of	Replaced by	Scale 1:1			Page 5 / 1460

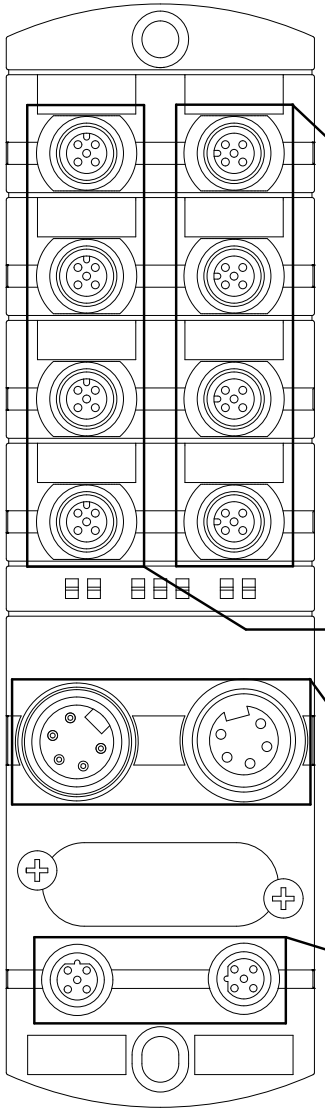

IO-Link (Class A / Class B)

Pin 1: +24 V US / 1 A
Pin 2: DI/DO UA
Pin 3: 0 V
Pin 4: IO-Link, DI
Pin 5: n.c. (Class A) / 0 V (Class B)

DIO

Pin 1: +24 V US / 0,2 A
Pin 2: DI/DO
Pin 3: 0 V
Pin 4: DI/DO
Pin 5: FE

POWER IN / POWER OUT

Pin 1: 0 V UA
Pin 2: 0 V US
Pin 3: FE
Pin 4: +24 V US / 9 A
Pin 5: +24 V UA / 9 A

Port1 / Port2

Pin 1: TD +
Pin 2: RD +
Pin 3: TD -
Pin 4: RD -
Pin 5: n.c.

Art.-Nr.	DIO	IO-Link Class A	IO-Link Class B
55130	X0 ... X7	-	-
55131	X0 ... X5	-	X6, X7
55132	X0 ... X3	X6,X7	X4, X5
55530	X0 ... X7	-	-
55531	X0 ... X5	-	X6, X7
55532	X0 ... X3	X6,X7	X4, X5

=V1AR41UQ41UQ1+.AR41UQ41UQ1/1

			Date	9/17/2022	Volvo Trucks North America		Valiant TMS	Safety sensors (on tool stand)	Drawing name: =2V06&EFS_EL	= V1AR41UQ41KF1
			Ed.	MKLEPADLO						+ V1AR41UQ41
			Appr		P6700 Rear Wall - Cell 2V06				Document type: EFS	Project nr: 22-16148
Modification	Date	Name	Original		Replacement of	Replaced by	Scale 1:1			Page 6 / 1460

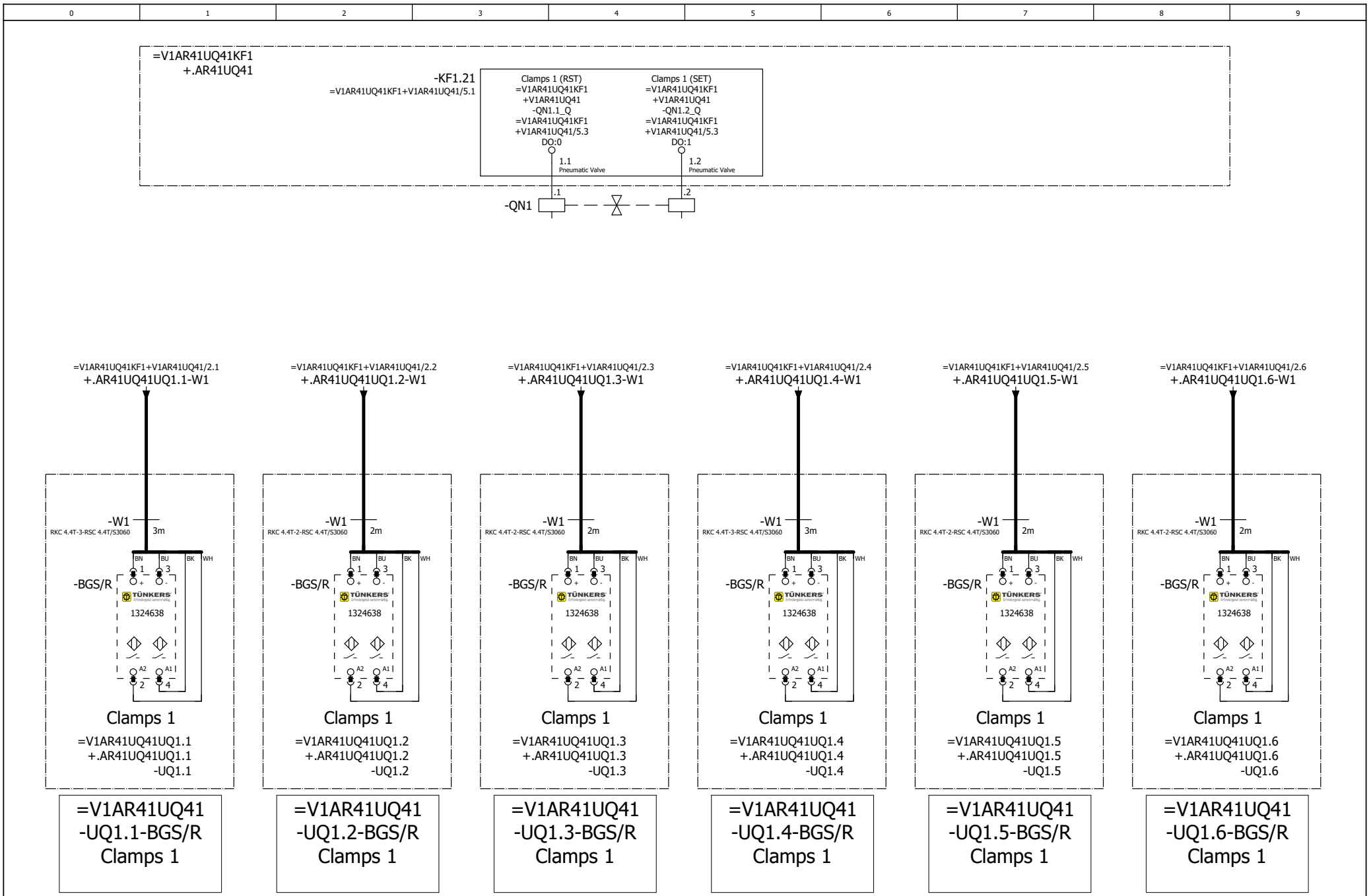

=V1AR41UQ41KF1+V1AR41UQ41/6

=V1AR41UQ41UQ2+.AR41UQ41UQ2/1

			Date	12/14/2022	Volvo Trucks North America	Valiant TMS	FESTO DQ CONNECTION QN1	Drawing name: =2V06&EFS_EL	= V1AR41UQ41UQ1	
			Ed.	MKLEPADLO					+ V1AR41UQ41UQ1	
			Appr		P6700 Rear Wall - Cell 2V06			Document type: EFS	Project nr: 22-16148	Page 1
Modification	Date	Name	Original		Replacement of	Replaced by	Scale 1:1			1460

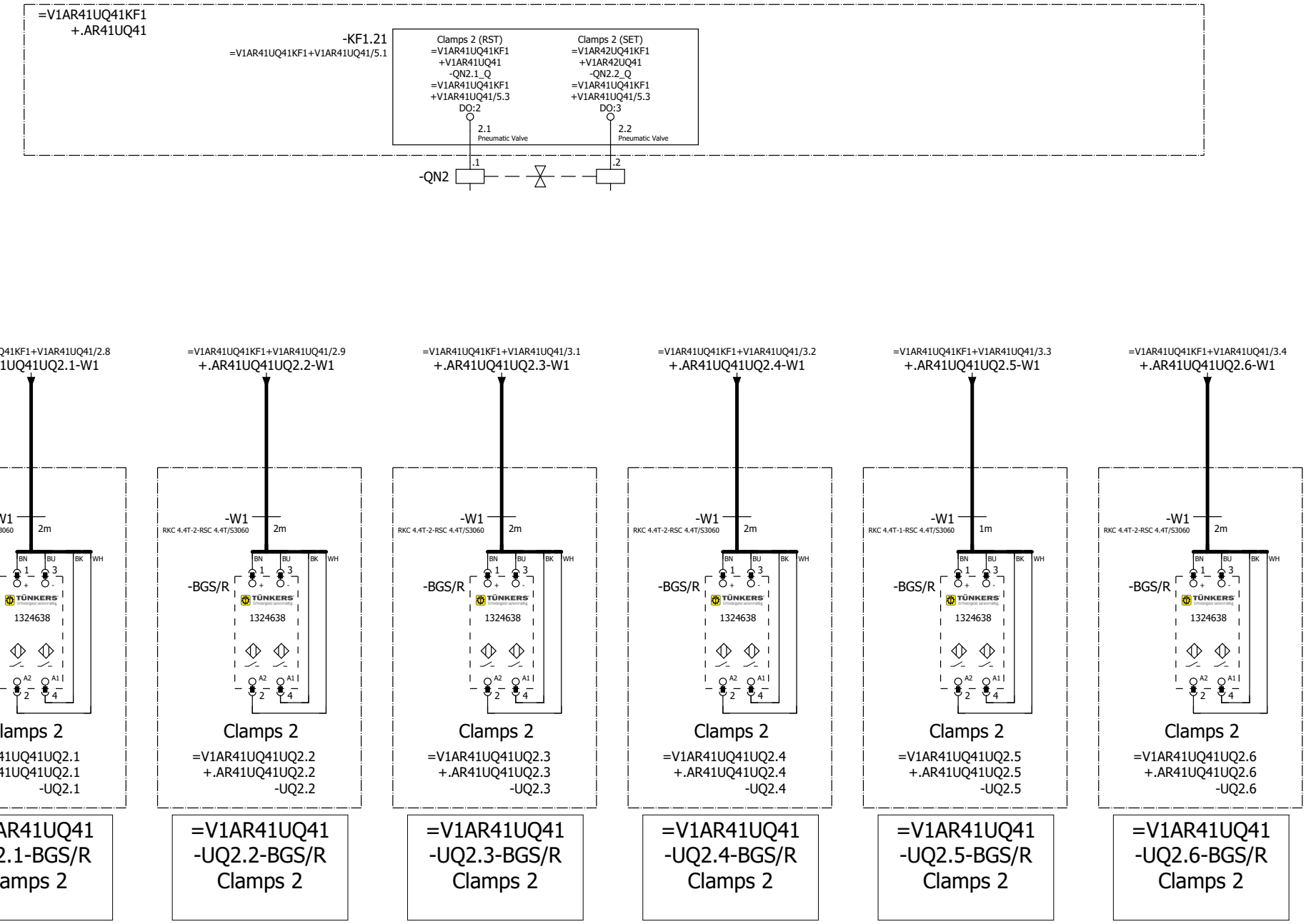

=V1AR41UQ41UQ1+.AR41UQ41UQ1/1

=V1AR41UQ42BG0+.AR41UQ42/1

			Date	12/14/2022	Volvo Trucks North America		Valiant TMS	FESTO DQ CONNECTION QN2	Drawing name: =2V06&EFS_EL	= V1AR41UQ41UQ2
			Ed.	MKLEPADLO						+ V1AR41UQ41UQ2
			Appr		P6700 Rear Wall - Cell 2V06				Document type: EFS	Project nr: 22-16148
Modification	Date	Name	Original		Replacement of	Replaced by	Scale 1:1			Page 1 / 1460

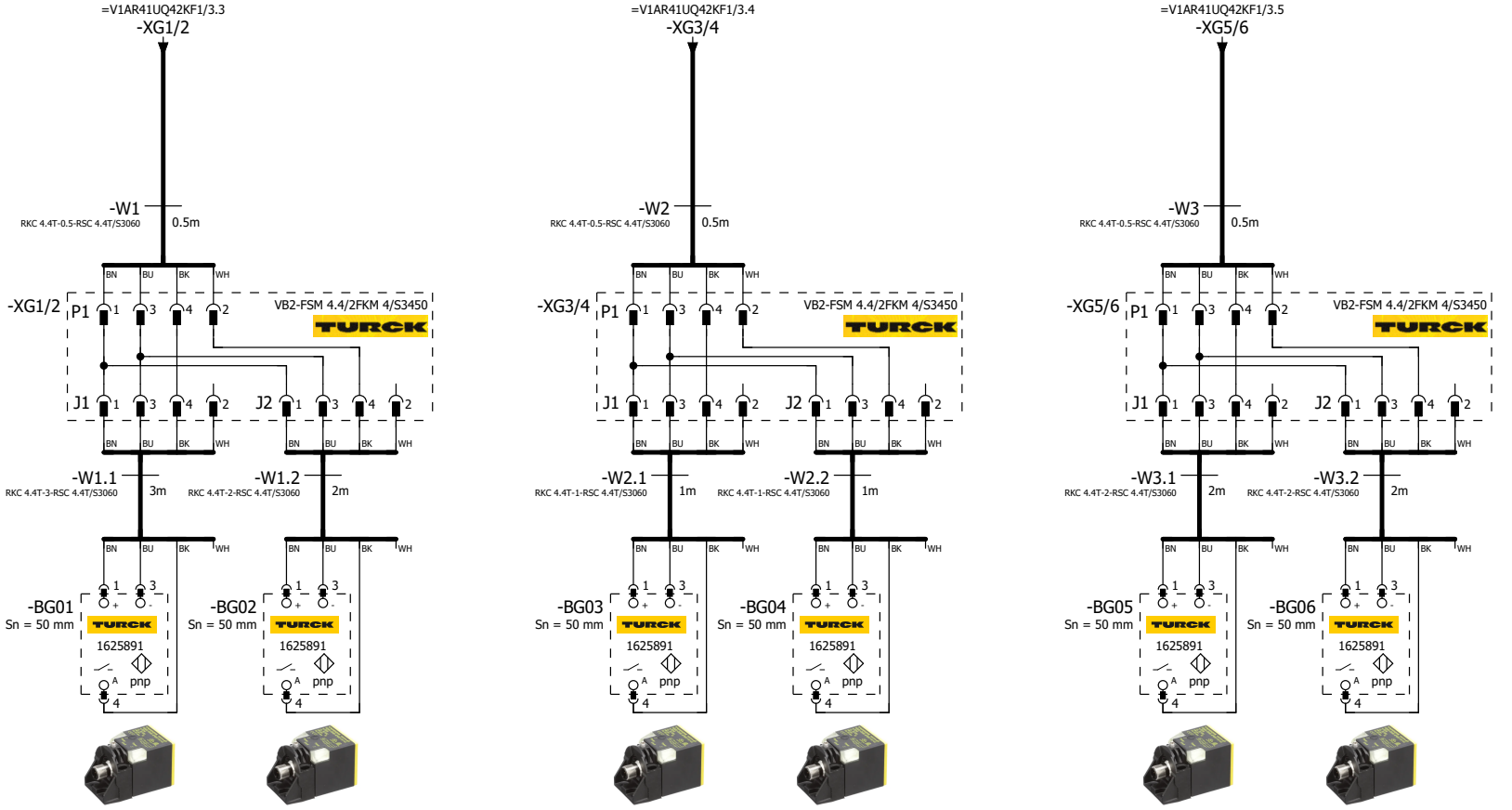

=V1AR41UQ42 -BG01 Vertical Member RH	=V1AR41UQ42 -BG02 Vertical Member RH	=V1AR41UQ42 -BG03 Vertical Member LH	=V1AR41UQ42 -BG04 Vertical Member LH	=V1AR41UQ42 -BG05 Cross Member RH	=V1AR41UQ42 -BG06 Cross Member LH

=V1AR41UQ41UQ2+.AR41UQ41UQ2/1

2

			Date	12/14/2022	Volvo Trucks North America	Valiant TMS	SENSORS	Drawing name: =2V06&EFS_EL	= V1AR41UQ42BG0
			Ed.	MKLEPADLO					+ V1AR41UQ42
			Appr		P6700 Rear Wall - Cell 2V06			Document type: EFS	Project nr: 22-16148
Modification	Date	Name	Original		Replacement of	Replaced by	Scale 1:1		Page 1 / 1460

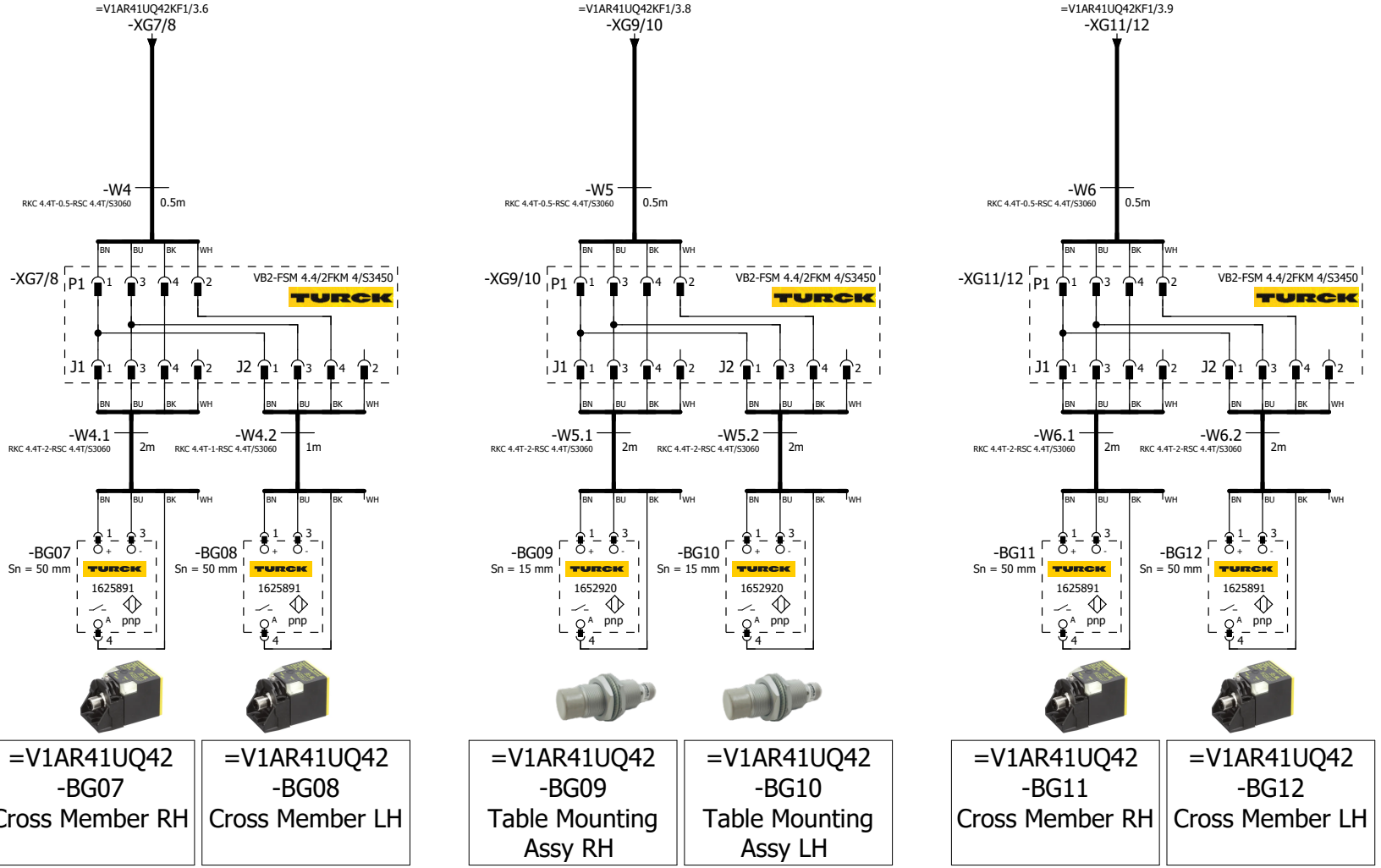

=V1AR41UQ42 -BG07 Cross Member RH	=V1AR41UQ42 -BG08 Cross Member LH	=V1AR41UQ42 -BG09 Table Mounting Assy RH	=V1AR41UQ42 -BG10 Table Mounting Assy LH	=V1AR41UQ42 -BG11 Cross Member RH	=V1AR41UQ42 -BG12 Cross Member LH

			Date	12/14/2022	Volvo Trucks North America	Valiant TMS	SENSORS	Drawing name: =2V06&EFS_EL	= V1AR41UQ42BG0
			Ed.	MKLEPADLO					+ V1AR41UQ42
			Appr		P6700 Rear Wall - Cell 2V06			Document type: EFS	Project nr: 22-16148
Modification	Date	Name	Original		Replacement of / Replaced by	Scale 1:1			Page 2 / 1460

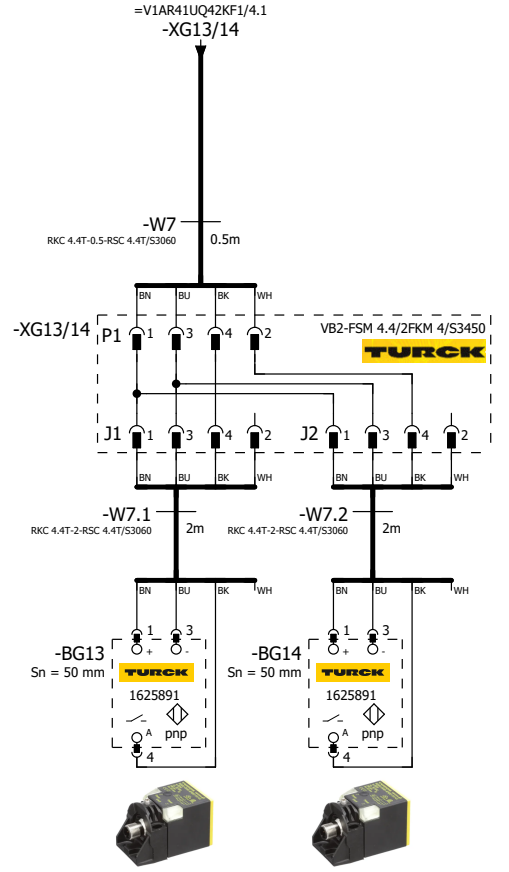

=V1AR41UQ42 -BG13 Cross Member RH	=V1AR41UQ42 -BG14 Cross Member LH

2

=V1AR41UQ42KF1/1

			Date	12/14/2022	Volvo Trucks North America		Valiant TMS	SENSORS	Drawing name: =2V06&EFS_EL	= V1AR41UQ42BG0	
			Ed.	MKLEPADLO						+ V1AR41UQ42	
			Appr		P6700 Rear Wall - Cell 2V06		Scale 1:1		Document type: EFS	Project nr: 22-16148	Page 3
Modification	Date	Name	Original		Replacement of	Replaced by					1460

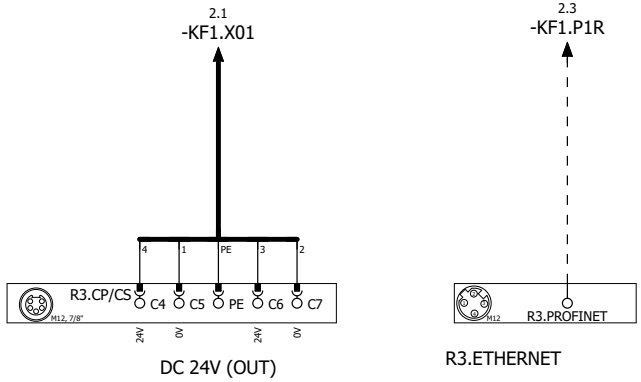

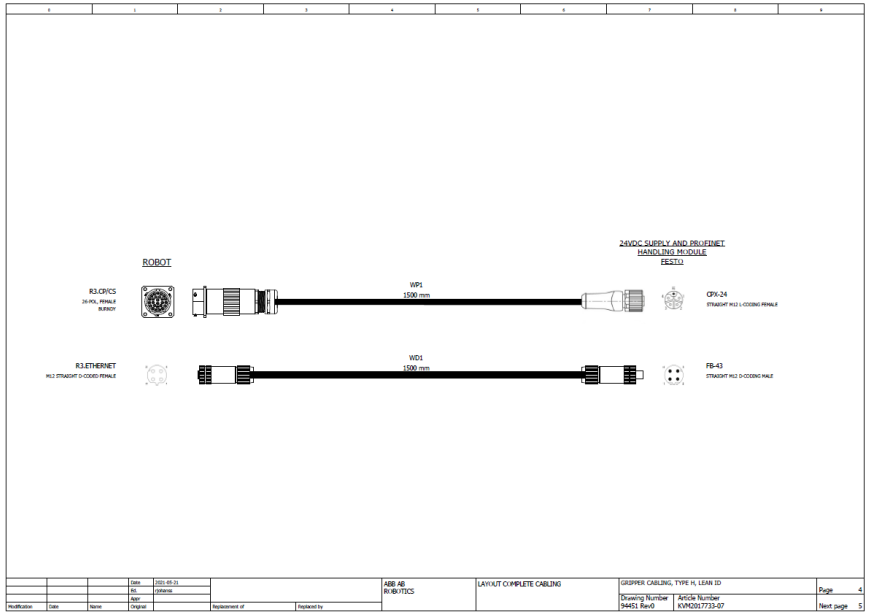

=V1AR41UQ42BG0/3

2

			Date	12/14/2022	Volvo Trucks North America	Valiant TMS	24VDC SUPPLY AND PROFINET HANDLING MODULE	Drawing name: =2V06&EFS_EL	= V1AR41UQ42KF1	
			Ed.	MKLEPADLO					+ V1AR41UQ42	
			Appr		P6700 Rear Wall - Cell 2V06			Document type: EFS	Project nr: 22-16148	Page 1
Modification	Date	Name	Original		Replacement of / Replaced by	Scale 1:1				1460

1.3 / -KF1.X01

-W1
RSM RKM 56-2M/S3059
2m

1.5 / -KF1.P1R

-WF1
PROFINET Cable
6XV1840-3AH10

-KF1

X20 7/8" 1 2 PE 3 4 5
0V_VAL / OUT
0V_EL / SEN
FE
24V_EL / SEN
24V_VAL / OUT

-TP1 M12
-TP2 M12

ON
OFF
1 2 1 2

FESTO
Bus node + Interlinking block
548755 + 550208

-KF1.11

FESTO
CPX-M-AB-8-M12X2-5POL
549335

DI:0	DI 0 X1:4	V1AR41UQ42UQ1.1-BGR	Clamps 1 (RESET)
DI:1	DI 1 X1:2	V1AR41UQ42UQ1.1-BGS	Clamps 1 (SET)
DI:2	DI 2 X2:4	V1AR41UQ42UQ1.2-BGR	Clamps 1 (RESET)
DI:3	DI 3 X2:2	V1AR41UQ42UQ1.2-BGS	Clamps 1 (SET)
DI:4	DI 4 X3:4	V1AR41UQ42UQ1.3-BGR	Clamps 1 (RESET)
DI:5	DI 5 X3:2	V1AR41UQ42UQ1.3-BGS	Clamps 1 (SET)
DI:6	DI 6 X4:4	V1AR41UQ42UQ1.4-BGR	Clamps 1 (RESET)
DI:7	DI 7 X4:2	V1AR41UQ42UQ1.4-BGS	Clamps 1 (SET)
DI:8	DI 8 X5:4	V1AR41UQ42UQ1.5-BGR	Clamps 1 (RESET)
DI:9	DI 9 X5:2	V1AR41UQ42UQ1.5-BGS	Clamps 1 (SET)
DI:10	DI 10 X6:4	V1AR41UQ42UQ1.6-BGR	Clamps 1 (RESET)
DI:11	DI 11 X6:2	V1AR41UQ42UQ1.6-BGS	Clamps 1 (SET)
DI:12	DI 12 X7:4	V1AR41UQ42UQ2.1-BGR	Clamps 2 (RESET)
DI:13	DI 13 X7:2	V1AR41UQ42UQ2.1-BGS	Clamps 2 (SET)
DI:14	DI 14 X8:4	V1AR41UQ42UQ2.2-BGR	Clamps 2 (RESET)
DI:15	DI 15 X8:2	V1AR41UQ42UQ2.2-BGS	Clamps 2 (SET)

X1 M12: 24V | DI 1 | 0V | DI 0 | FE — BN WH BU BK
X2 M12: 24V | DI 3 | 0V | DI 2 | FE — BN WH BU BK
X3 M12: 24V | DI 5 | 0V | DI 4 | FE — BN WH BU BK
X4 M12: 24V | DI 7 | 0V | DI 6 | FE — BN WH BU BK
X5 M12: 24V | DI 9 | 0V | DI 8 | FE — BN WH BU BK
X6 M12: 24V | DI 11 | 0V | DI 10 | FE — BN WH BU BK
X7 M12: 24V | DI 13 | 0V | DI 12 | FE — BN WH BU BK
X8 M12: 24V | DI 15 | 0V | DI 14 | FE — BN WH BU BK

+.AR41UQ42UQ1.1-W1
=V1AR41UQ42UQ1+.AR41UQ42UQ1/1.1

+.AR41UQ42UQ1.2-W1
=V1AR41UQ42UQ1+.AR41UQ42UQ1/1.2

+.AR41UQ42UQ1.3-W1
=V1AR41UQ42UQ1+.AR41UQ42UQ1/1.4

+.AR41UQ42UQ1.4-W1
=V1AR41UQ42UQ1+.AR41UQ42UQ1/1.5

+.AR41UQ42UQ1.5-W1
=V1AR41UQ42UQ1+.AR41UQ42UQ1/1.7

+.AR41UQ42UQ1.6-W1
=V1AR41UQ42UQ1+.AR41UQ42UQ1/1.9

+.AR41UQ42UQ2.1-W1
=V1AR41UQ42UQ2+.AR41UQ42UQ2/1.1

+.AR41UQ42UQ2.2-W1
=V1AR41UQ42UQ2+.AR41UQ42UQ2/1.2

1 3

			Date	12/14/2022	Volvo Trucks North America		Valiant TMS	CONNECTING MOD. FOR MPA MANIFOLD	Drawing name: =2V06&EFS_EL	= V1AR41UQ42KF1
			Ed.	MKLEPADLO						+ V1AR41UQ42
			Appr		P6700 Rear Wall - Cell 2V06				Document type: EFS	Project nr: 22-16148
Modification	Date	Name	Original		Replacement of	Replaced by	Scale 1:1			Page 2 / 1460

-KF1.12

FESTO

CPX-M-AB-8-M12X2-5POL

549335

DI:16	DI 0 X1:4	V1AR41UQ42UQ2.3-BGR	Clamps 2 (RESET)
DI:17	DI 1 X1:2	V1AR41UQ42UQ2.3-BGS	Clamps 2 (SET)
DI:18	DI 2 X2:4	V1AR41UQ42UQ2.4-BGR	Clamps 2 (RESET)
DI:19	DI 3 X2:2	V1AR41UQ42UQ2.4-BGS	Clamps 2 (SET)
DI:20	DI 4 X3:4	V1AR41UQ42-BG01	Vertical Member RH
DI:21	DI 5 X3:2	V1AR41UQ42-BG02	Vertical Member RH
DI:22	DI 6 X4:4	V1AR41UQ42-BG03	Vertical Member LH
DI:23	DI 7 X4:2	V1AR41UQ42-BG04	Vertical Member LH
DI:24	DI 8 X5:4	V1AR41UQ42-BG05	Cross Member RH
DI:25	DI 9 X5:2	V1AR41UQ42-BG06	Cross Member LH
DI:26	DI 10 X6:4	V1AR41UQ42-BG07	Cross Member RH
DI:27	DI 11 X6:2	V1AR41UQ42-BG08	Cross Member LH
DI:28	DI 12 X7:4	V1AR41UQ42-BG09	Table Mounting Assy RH
DI:29	DI 13 X7:2	V1AR41UQ42-BG10	Table Mounting Assy LH
DI:30	DI 14 X8:4	V1AR41UQ42-BG11	Cross Member RH
DI:31	DI 15 X8:2	V1AR41UQ42-BG12	Cross Member LH

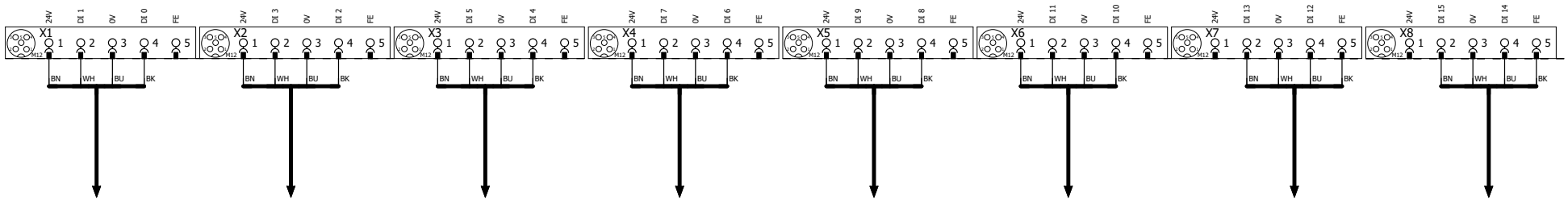

+.AR41UQ42UQ2.3-W1
=V1AR41UQ42UQ2+.AR41UQ42UQ2/1.4

+.AR41UQ42UQ2.4-W1
=V1AR41UQ42UQ2+.AR41UQ42UQ2/1.5

-XG1/2
=V1AR41UQ42BG0/1.1

-XG3/4
=V1AR41UQ42BG0/1.4

-XG5/6
=V1AR41UQ42BG0/1.6

-XG7/8
=V1AR41UQ42BG0/2.1

-XG9/10
=V1AR41UQ42BG0/2.4

-XG11/12
=V1AR41UQ42BG0/2.6

2 4

			Date	12/14/2022	Volvo Trucks North America	Valiant TMS	I/O MOD. DI16 (8 x M12) FOR MPA	Drawing name: =2V06&EFS_EL	= V1AR41UQ42KF1
			Ed.	MKLEPADLO					+ V1AR41UQ42
			Appr		P6700 Rear Wall - Cell 2V06			Document type: EFS	Project nr: 22-16148
Modification	Date	Name	Original		Replacement of / Replaced by	Scale 1:1			Page 3 / 1460

-KF1.13

FESTO
CPX-M-AB-8-M12X2-5POL
549335

DI:32	DI 0 X1:4	V1AR41UQ42-BG13	Cross Member RH
DI:33	DI 1 X1:2	V1AR41UQ42-BG14	Cross Member LH
DI:34	DI 2 X2:4	DI:34	Spare
DI:35	DI 3 X2:2	DI:35	Spare
DI:36	DI 4 X3:4	DI:36	Spare
DI:37	DI 5 X3:2	DI:37	Spare
DI:38	DI 6 X4:4	DI:38	Spare
DI:39	DI 7 X4:2	DI:39	Spare
DI:40	DI 8 X5:4	DI:40	Spare
DI:41	DI 9 X5:2	DI:41	Spare
DI:42	DI 10 X6:4	DI:42	Spare
DI:43	DI 11 X6:2	DI:43	Spare
DI:44	DI 12 X7:4	DI:44	Spare
DI:45	DI 13 X7:2	DI:45	Spare
DI:46	DI 14 X8:4	DI:46	Spare
DI:47	DI 15 X8:2	DI:47	Spare

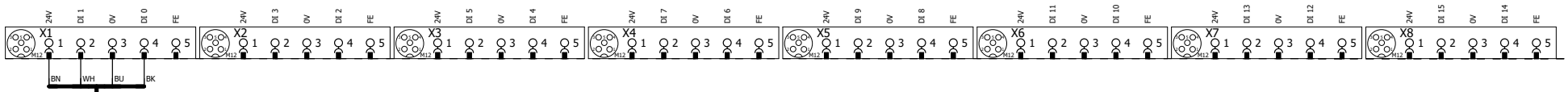

-XG13/14
=V1AR41UQ42BG0/3.1

			Date	12/14/2022	Volvo Trucks North America	Valiant TMS	I/O MOD. DI16 (8 x M12) FOR MPA	Drawing name: =2V06&EFS_EL	= V1AR41UQ42KF1
			Ed.	MKLEPADLO					+ V1AR41UQ42
			Appr		P6700 Rear Wall - Cell 2V06			Document type: EFS	Project nr: 22-16148
Modification	Date	Name	Original		Replacement of / Replaced by	Scale 1:1			Page 4 / 1460

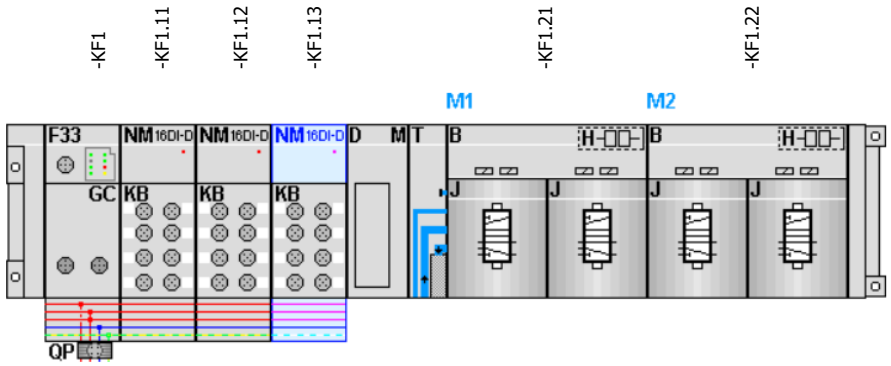

-KF1.21
=V1AR41UQ42UQ1+.AR41UQ42UQ1/1.3
=V1AR41UQ42UQ2+.AR41UQ42UQ2/1.3

FESTO

=V1AR41UQ42UQ1+.AR41UQ42UQ1/1.4	DO:0 DO 0 1.1	-QN1.1_Q	Clamps 1 (RST)
=V1AR41UQ42UQ1+.AR41UQ42UQ1/1.4	DO:1 DO 1 1.2	-QN1.2_Q	Clamps 1 (SET)
=V1AR41UQ42UQ2+.AR41UQ42UQ2/1.4	DO:2 DO 2 2.1	-QN2.1_Q	Clamps 2 (RST)
=V1AR41UQ42UQ2+.AR41UQ42UQ2/1.4	DO:3 DO 3 2.2	-QN2.2_Q	Clamps 2 (SET)

KF1.22

FESTO

	DO:4 DO 0 1.1	-QN3.1_Q	Spare
	DO:5 DO 1 1.2	-QN3.2_Q	Spare
	DO:6 DO 2 2.1	-QN4.1_Q	Spare
	DO:7 DO 3 2.2	-QN4.1_Q	Spare

			Date	12/14/2022	Volvo Trucks North America		Valiant TMS	CONNECTING MOD. FOR FESTO DQ	Drawing name: =2V06&EFS_EL	= V1AR41UQ42KF1
			Ed.	MKLEPADLO						+ V1AR41UQ42
			Appr		P6700 Rear Wall - Cell 2V06				Document type: EFS	Project nr: 22-16148
Modification	Date	Name	Original		Replacement of	Replaced by	Scale 1:1			Page 6 / 1460

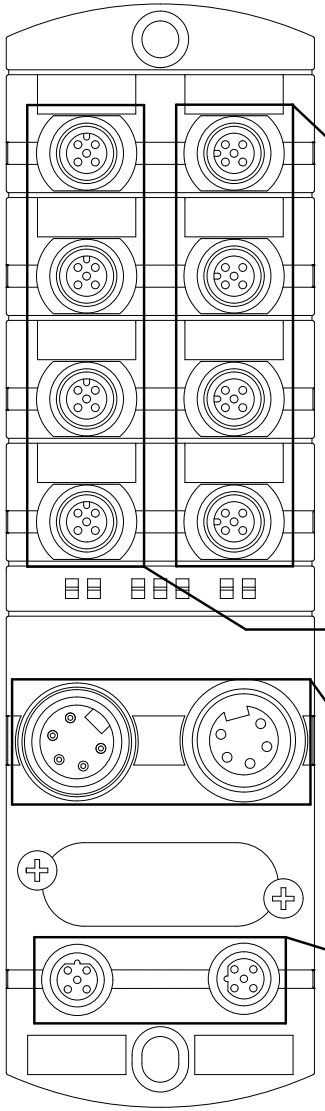

IO-Link (Class A / Class B)

Pin 1: +24 V US / 1 A
Pin 2: DI/DO UA
Pin 3: 0 V
Pin 4: IO-Link, DI
Pin 5: n.c. (Class A) / 0 V (Class B)

DIO

Pin 1: +24 V US / 0,2 A
Pin 2: DI/DO
Pin 3: 0 V
Pin 4: DI/DO
Pin 5: FE

POWER IN / POWER OUT

Pin 1: 0 V UA
Pin 2: 0 V US
Pin 3: FE
Pin 4: +24 V US / 9 A
Pin 5: +24 V UA / 9 A

Port1 / Port2

Pin 1: TD +
Pin 2: RD +
Pin 3: TD -
Pin 4: RD -
Pin 5: n.c.

Art.-Nr.	DIO	IO-Link Class A	IO-Link Class B
55130	X0 ... X7	-	-
55131	X0 ... X5	-	X6, X7
55132	X0 ... X3	X6,X7	X4, X5
55530	X0 ... X7	-	-
55531	X0 ... X5	-	X6, X7
55532	X0 ... X3	X6,X7	X4, X5

=V1AR41UQ42UQ1+.AR41UQ42UQ1/1

			Date	9/17/2022	Volvo Trucks North America		Valiant TMS	Safety sensors (on tool stand)	Drawing name: =2V06&EFS_EL	= V1AR41UQ42KF1
			Ed.	MKLEPADLO						+ V1AR41UQ42
			Appr		P6700 Rear Wall - Cell 2V06				Document type: EFS	Project nr: 22-16148
Modification	Date	Name	Original		Replacement of	Replaced by	Scale 1:1			Page 7 / 1460

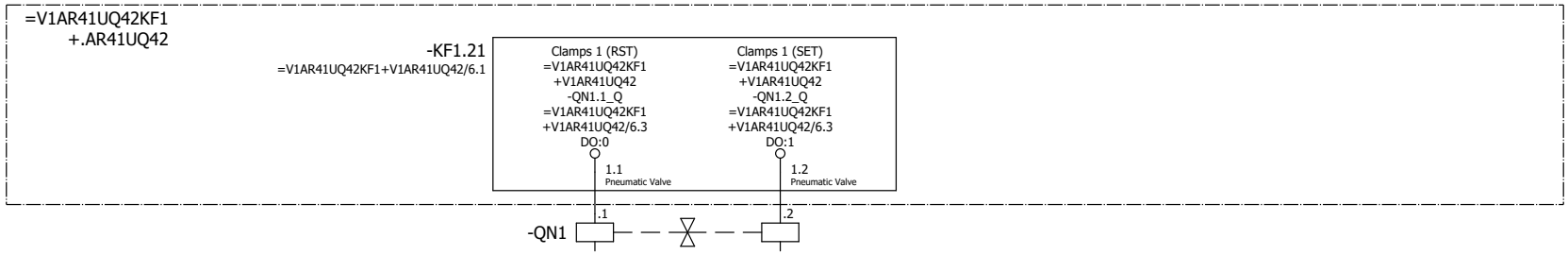

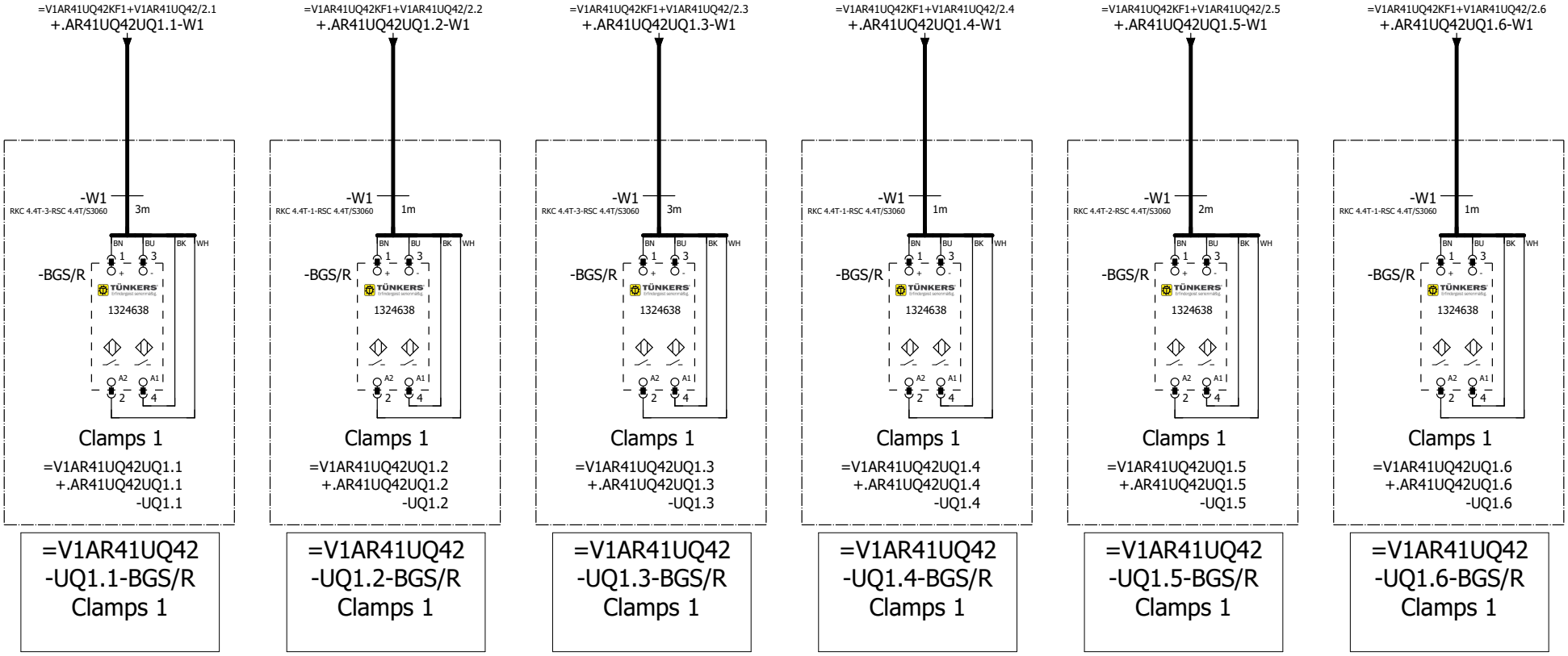

=V1AR41UQ42KF1+V1AR41UQ42/7

=V1AR41UQ42UQ2+.AR41UQ42UQ2/1

			Date	12/14/2022	Volvo Trucks North America		Valiant TMS	FESTO DQ CONNECTION QN1	Drawing name: =2V06&EFS_EL	= V1AR41UQ42UQ1
			Ed.	MKLEPADLO						+ V1AR41UQ42UQ1
			Appr		P6700 Rear Wall - Cell 2V06				Document type: EFS	Project nr: 22-16148
Modification	Date	Name	Original		Replacement of	Replaced by	Scale 1:1			Page 1 / 1460

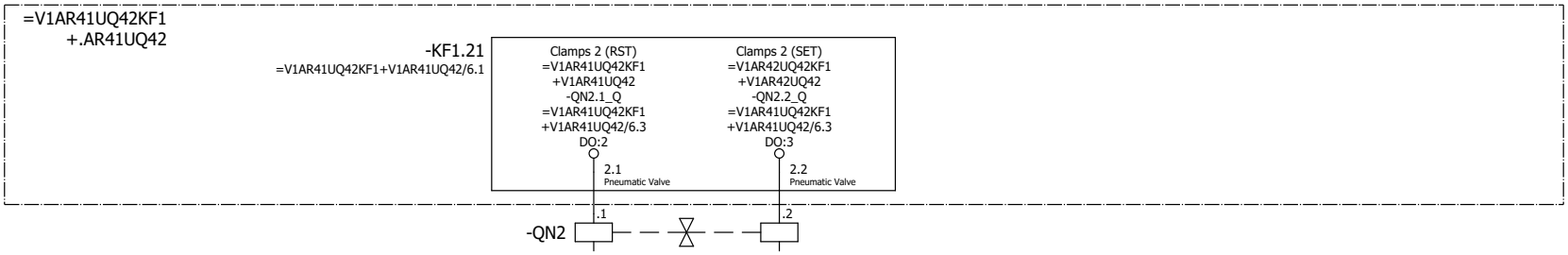

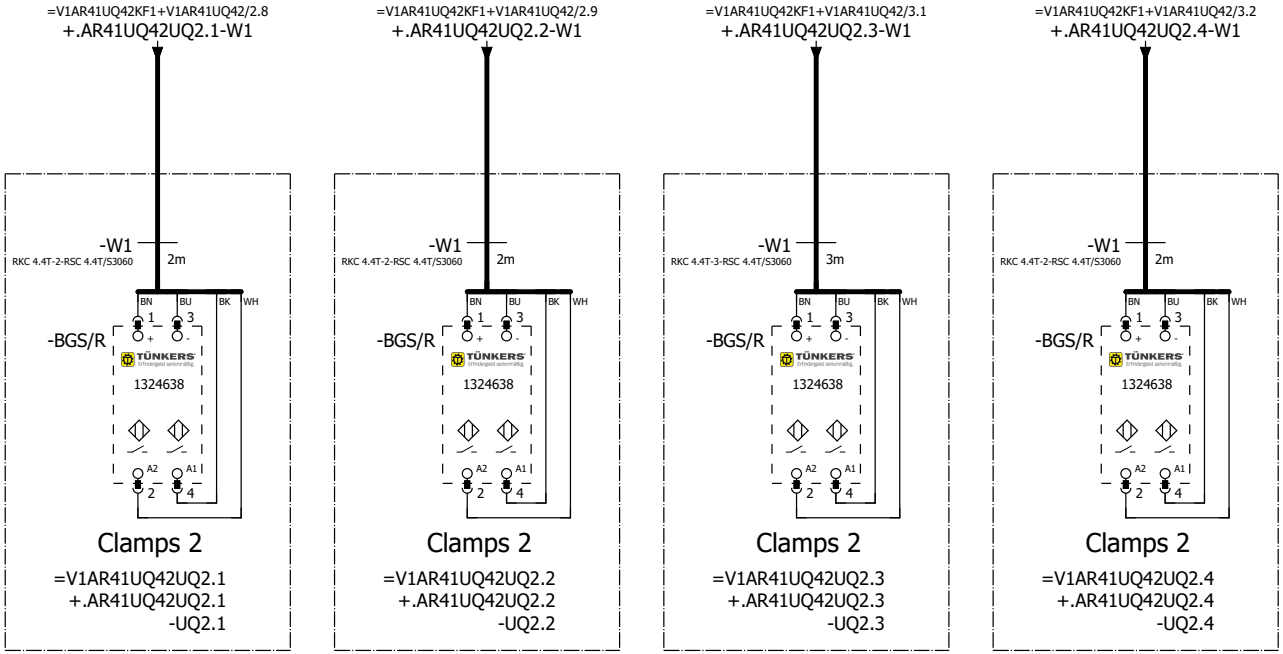

=V1AR41UQ42
-UQ2.1-BGS/R
Clamps 2

=V1AR41UQ42
-UQ2.2-BGS/R
Clamps 2

=V1AR41UQ42
-UQ2.3-BGS/R
Clamps 2

=V1AR41UQ42
-UQ2.4-BGS/R
Clamps 2

=V1AR41UQ42UQ1+.AR41UQ42UQ1/1

=V1AR41UR41BG0+.AR41UR41/1

			Date	12/14/2022	Volvo Trucks North America	Valiant TMS	FESTO DQ CONNECTION QN2	Drawing name: =2V06&EFS_EL	= V1AR41UQ42UQ2
			Ed.	MKLEPADLO					+ V1AR41UQ42UQ2
			Appr		P6700 Rear Wall - Cell 2V06			Document type: EFS	Project nr: 22-16148
Modification	Date	Name	Original		Replacement of	Replaced by	Scale 1:1		Page 1 / 1460

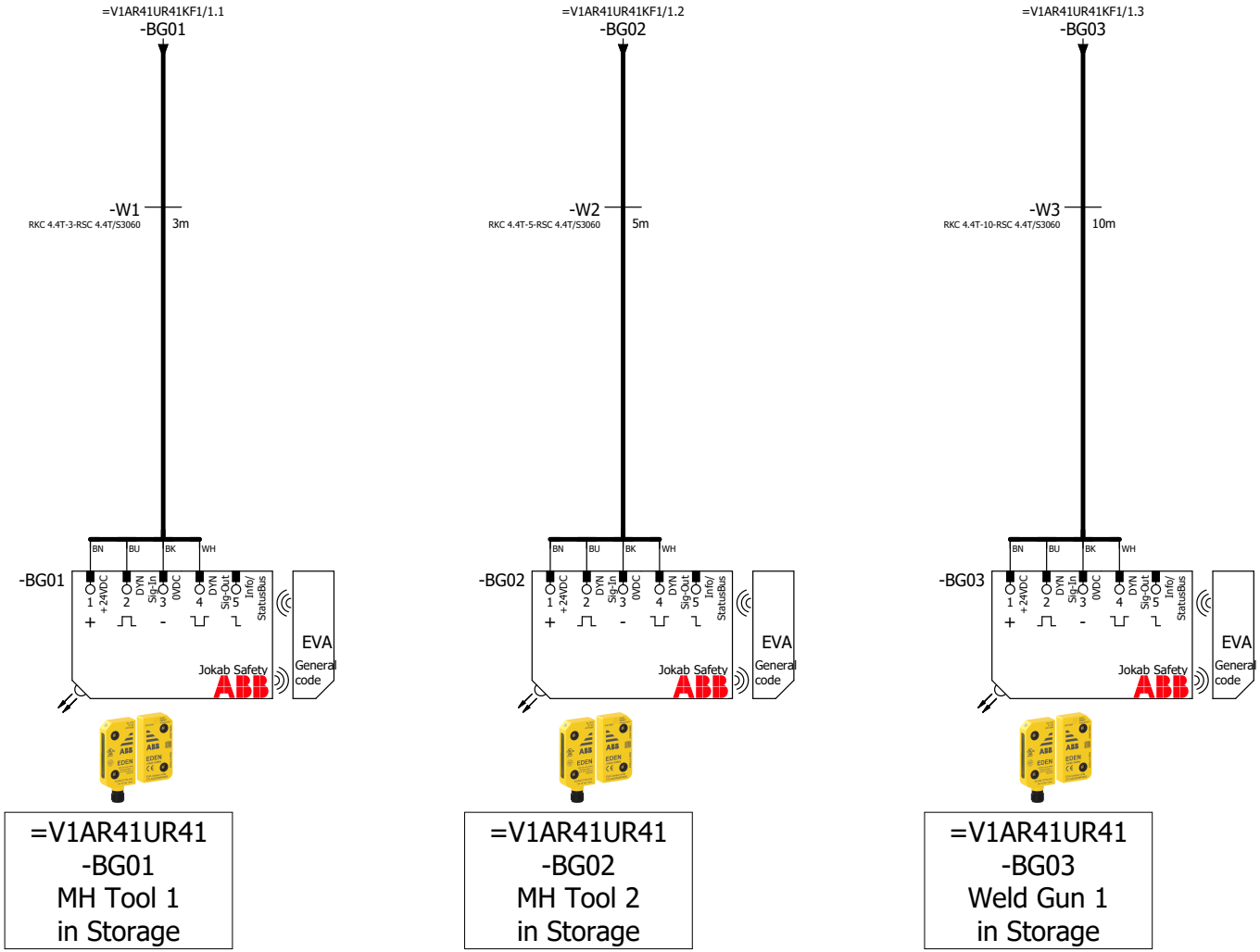

=V1AR41UQ42UQ2+.AR41UQ42UQ2/1

=V1AR41UR41KF1/1

			Date	12/14/2022	Volvo Trucks North America	Valiant TMS	TOOL STAND SENSORS	Drawing name: =2V06&EFS_EL	= V1AR41UR41BG0	
			Ed.	MKLEPADLO					+ V1AR41UR41	
			Appr		P6700 Rear Wall - Cell 2V06			Document type: EFS	Project nr: 22-16148	Page 1
Modification	Date	Name	Original		Replacement of / Replaced by	Scale 1:1				1460

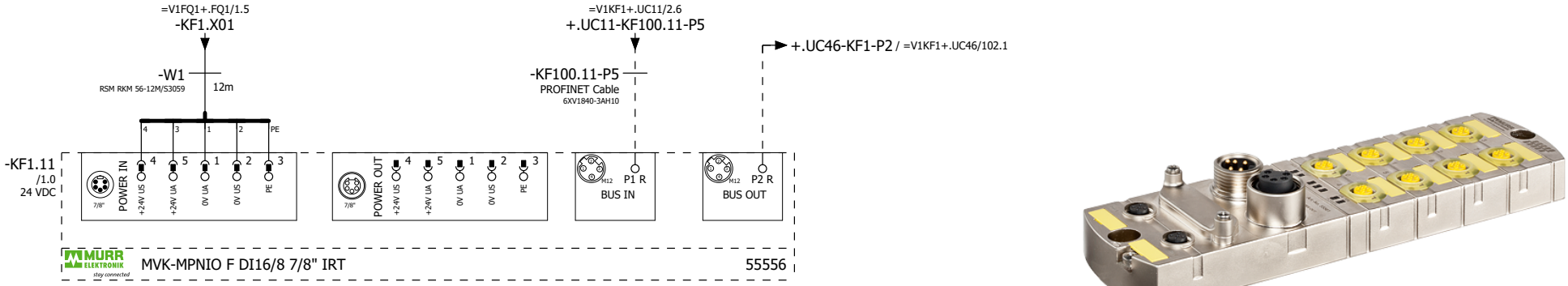



=V1AR41UR41BG0/1

=V1AR41WC1+.AR41UC01/1

			Date	12/14/2022	Volvo Trucks North America	Valiant TMS	MURR MODULE SAFE 16 IN	Drawing name: =2V06&EFS_EL	= V1AR41UR41KF1	
			Ed.	MKLEPADLO					+ V1AR41UR41	
			Appr		P6700 Rear Wall - Cell 2V06	Scale 1:1		Document type: EFS	Project nr: 22-16148	Page 1
Modification	Date	Name	Original		Replacement of / Replaced by					1460

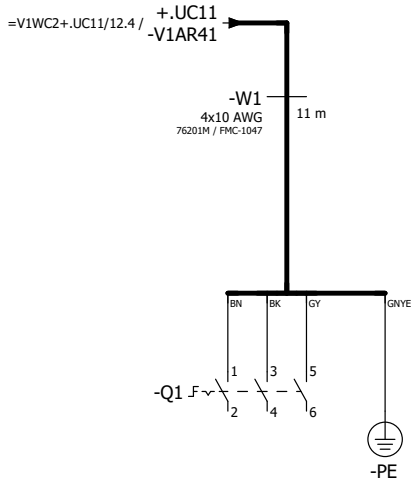

=V1AR41UR41KF1+.AR41UR41/1

=V1AR41XQ11WC1+.AR41XQ11UC01/1

			Date	12/14/2022	Volvo Trucks North America		Valiant TMS	Incoming power	Drawing name: =2V06&EFS_EL	= V1AR41WC1
			Ed.	MKLEPADLO						+ V1AR41UC01
			Appr		P6700 Rear Wall - Cell 2V06				Document type: EFS	Project nr: 22-16148 Page 1
Modification	Date	Name	Original		Replacement of	Replaced by	Scale 1:1			1460

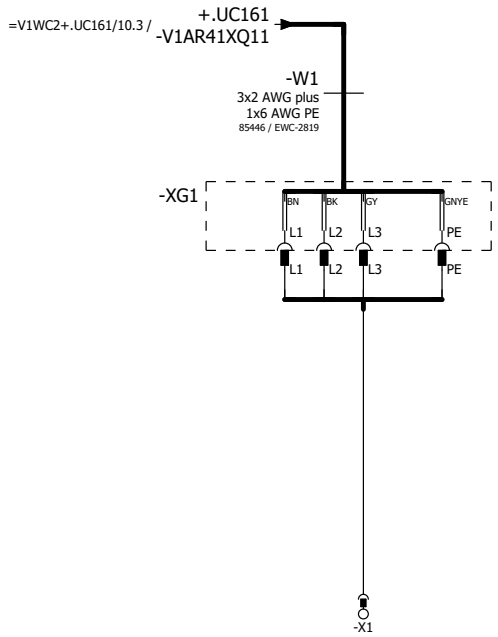

=V1AR41WC1+.AR41UC01/1

=V1AR42KF1+.AR42UC01/1

			Date	12/14/2022	Volvo Trucks North America		Valiant TMS	Incoming power	Drawing name: =2V06&EFS_EL	= V1AR41XQ11WC1
			Ed.	MKLEPADLO						+ V1AR41XQ11UC01
			Appr		P6700 Rear Wall - Cell 2V06				Document type: EFS	Project nr: 22-16148
Modification	Date	Name	Original		Replacement of	Replaced by	Scale 1:1			Page 1 / 1460

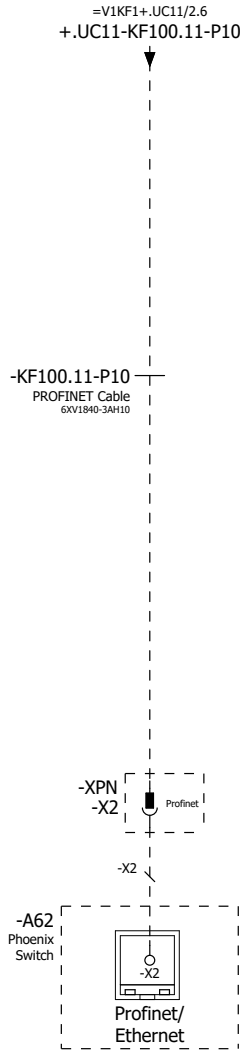

=V1AR41XQ11WC1+.AR41XQ11UC01/1

=V1AR42UQ41BG0+.AR42UQ41/1

			Date	12/14/2022	Volvo Trucks North America		Valiant TMS	Incoming Profinet	Drawing name: =2V06&EFS_EL	= V1AR42KF1
			Ed.	MKLEPADLO						+ V1AR42UC01
			Appr		P6700 Rear Wall - Cell 2V06				Document type: EFS	Project nr: 22-16148
Modification	Date	Name	Original		Replacement of	Replaced by	Scale 1:1			Page 1 / 1460

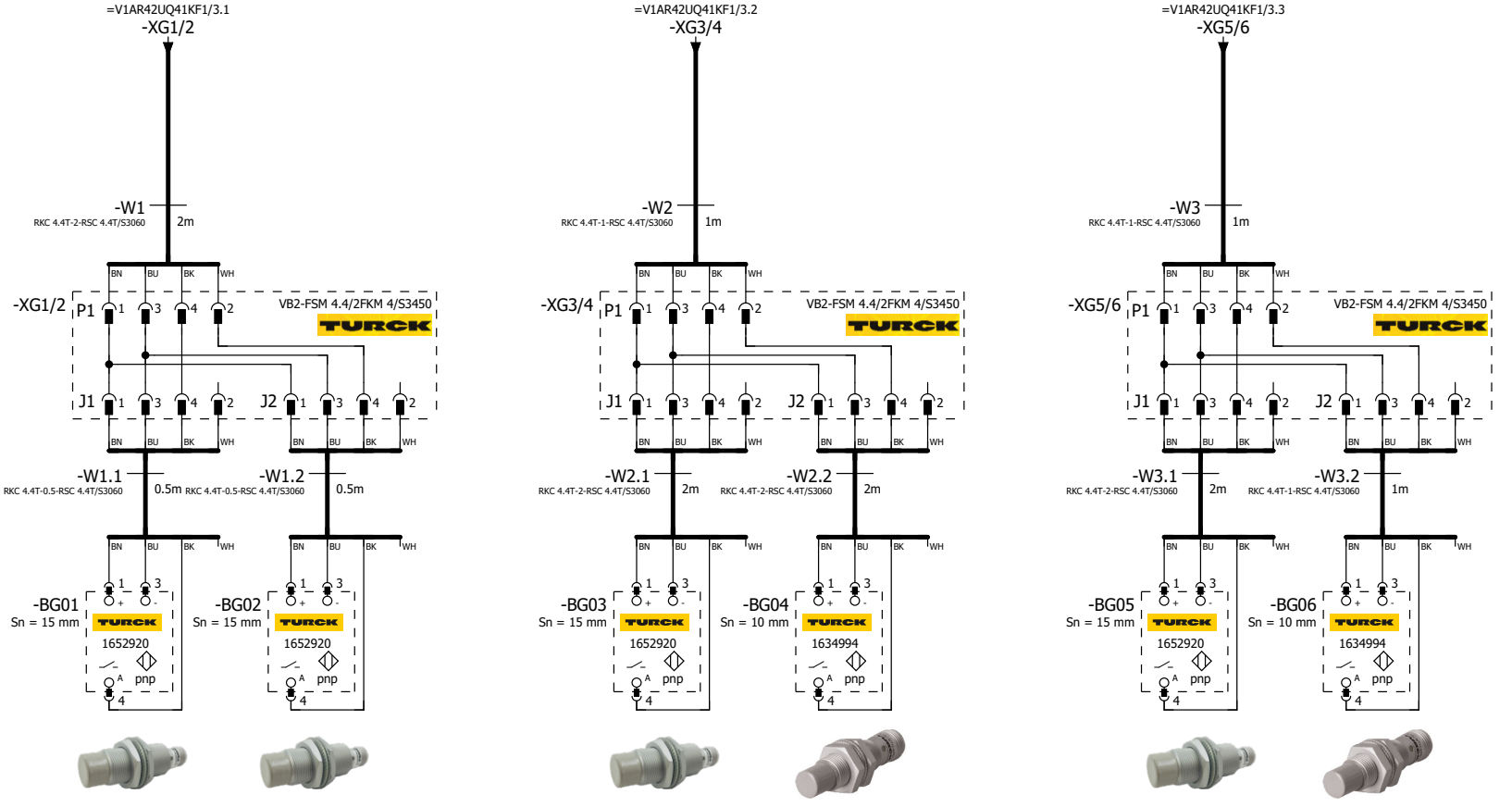

=V1AR42UQ41 -BG01 Table MTG Bracket LH	=V1AR42UQ41 -BG02 Table MTG Bracket RH	=V1AR42UQ41 -BG03 Tie Plate RH	=V1AR42UQ41 -BG04 Tie Plate RH	=V1AR42UQ41 -BG05 Tie Plate LH	=V1AR42UQ41 -BG06 Tie Plate LH

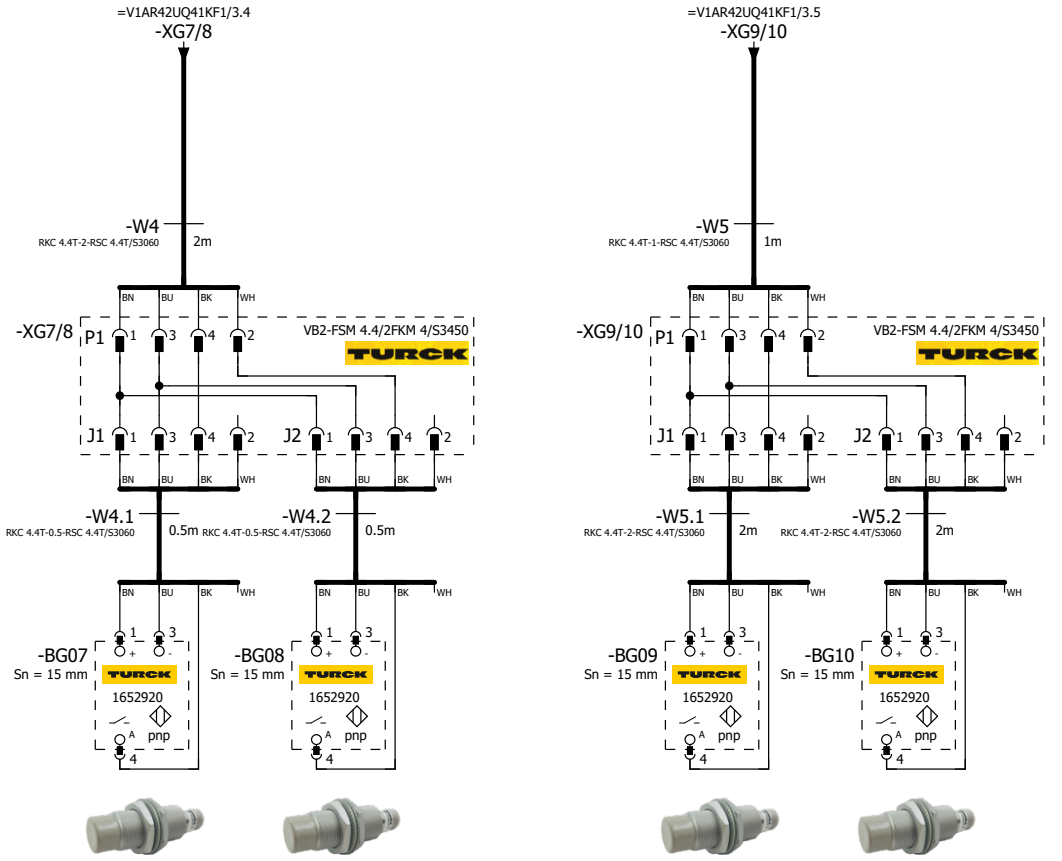

=V1AR42UQ41 -BG07 Tie Plate Top RH	=V1AR42UQ41 -BG08 Tie Plate Top RH	=V1AR42UQ41 -BG09 Tie Plate Top LH	=V1AR42UQ41 -BG10 Tie Plate Top LH

1

=V1AR42UQ41KF1/1

			Date	12/14/2022	Volvo Trucks North America		Valiant TMS	SENSORS	Drawing name: =2V06&EFS_EL	= V1AR42UQ41BG0	
			Ed.	MKLEPADLO						+ V1AR42UQ41	
			Appr		P6700 Rear Wall - Cell 2V06				Document type: EFS	Project nr: 22-16148	Page 2
Modification	Date	Name	Original		Replacement of	Replaced by	Scale 1:1				1460

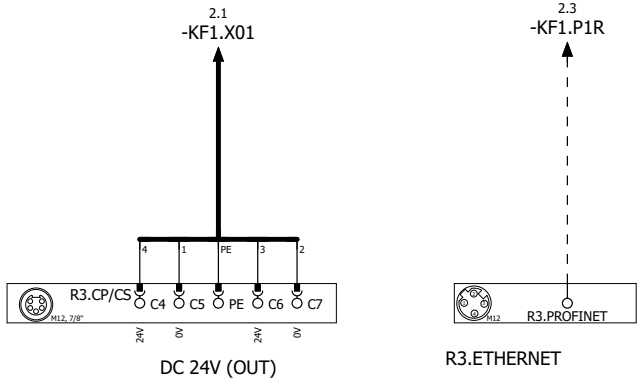

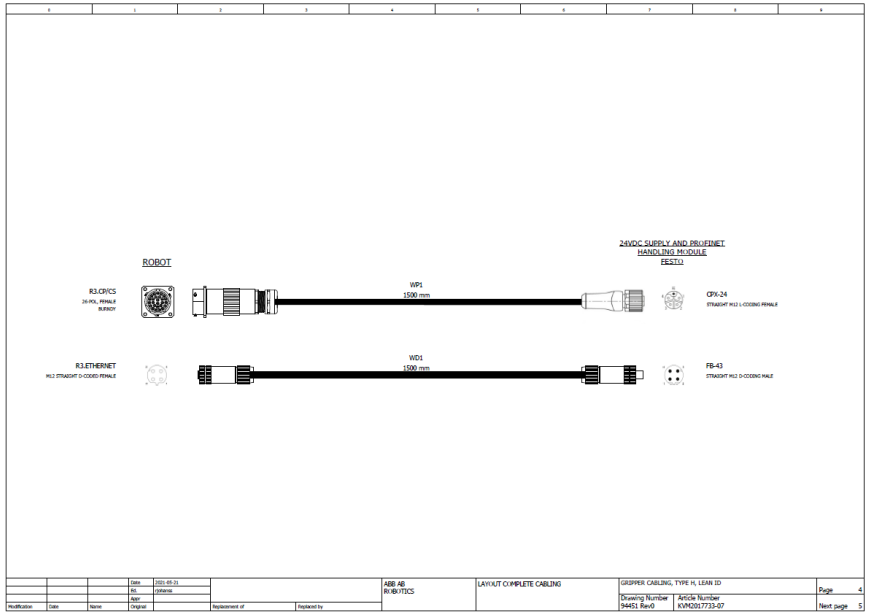

=V1AR42UQ41BG0/2

2

			Date	12/14/2022	Volvo Trucks North America	Valiant TMS	24VDC SUPPLY AND PROFINET HANDLING MODULE	Drawing name: =2V06&EFS_EL	= V1AR42UQ41KF1	
			Ed.	MKLEPADLO					+ V1AR42UQ41	
			Appr		P6700 Rear Wall - Cell 2V06			Document type: EFS	Project nr: 22-16148	Page 1
Modification	Date	Name	Original		Replacement of / Replaced by	Scale 1:1				1460

1.3 / -KF1.X01

-W1
RSM RKM 56-2M/S3059
2m

1.5 / -KF1.P1R

-WF1
PROFINET Cable
6XV1840-3AH10

-KF1

X20 7/8" 1 2 PE 3 4 5
0V_VAL / OUT
0V_EL / SEN
FE
24V_EL / SEN
24V_VAL / OUT

-TP1 M12
-TP2 M12

ON
OFF
1 2 1 2

FESTO
Bus node + Interlinking block
548755 + 550208

-KF1.11

FESTO
CPX-M-AB-8-M12X2-5POL
549335

DI:0	DI 0 X1:4	V1AR42UQ41UQ1.1-BGR	Shot Pins 1 (RESET)
DI:1	DI 1 X1:2	V1AR42UQ41UQ1.1-BGS	Shot Pins 1 (SET)
DI:2	DI 2 X2:4	V1AR42UQ41UQ1.2-BGR	Shot Pins 1 (RESET)
DI:3	DI 3 X2:2	V1AR42UQ41UQ1.2-BGS	Shot Pins 1 (SET)
DI:4	DI 4 X3:4	V1AR42UQ41UQ2.1-BGR	Clamps 2 (RESET)
DI:5	DI 5 X3:2	V1AR42UQ41UQ2.1-BGS	Clamps 2 (SET)
DI:6	DI 6 X4:4	V1AR42UQ41UQ2.2-BGR	Clamps 2 (RESET)
DI:7	DI 7 X4:2	V1AR42UQ41UQ2.2-BGS	Clamps 2 (SET)
DI:8	DI 8 X5:4	V1AR42UQ41UQ2.3-BGR	Clamps 2 (RESET)
DI:9	DI 9 X5:2	V1AR42UQ41UQ2.3-BGS	Clamps 2 (SET)
DI:10	DI 10 X6:4	V1AR42UQ41UQ2.4-BGR	Clamps 2 (RESET)
DI:11	DI 11 X6:2	V1AR42UQ41UQ2.4-BGS	Clamps 2 (SET)
DI:12	DI 12 X7:4	V1AR42UQ41UQ2.5-BGR	Clamps 2 (RESET)
DI:13	DI 13 X7:2	V1AR42UQ41UQ2.5-BGS	Clamps 2 (SET)
DI:14	DI 14 X8:4	V1AR42UQ41UQ2.6-BGR	Clamps 2 (RESET)
DI:15	DI 15 X8:2	V1AR42UQ41UQ2.6-BGS	Clamps 2 (SET)

X1 M12: 24V | DI 1 | 0V | DI 0 | FE — BN WH BU BK
X2 M12: 24V | DI 3 | 0V | DI 2 | FE — BN WH BU BK
X3 M12: 24V | DI 5 | 0V | DI 4 | FE — BN WH BU BK
X4 M12: 24V | DI 7 | 0V | DI 6 | FE — BN WH BU BK
X5 M12: 24V | DI 9 | 0V | DI 8 | FE — BN WH BU BK
X6 M12: 24V | DI 11 | 0V | DI 10 | FE — BN WH BU BK
X7 M12: 24V | DI 13 | 0V | DI 12 | FE — BN WH BU BK
X8 M12: 24V | DI 15 | 0V | DI 14 | FE — BN WH BU BK

+.AR42UQ41UQ1.1-W1
=V1AR42UQ41UQ1+.AR42UQ41UQ1/1.1

+.AR42UQ41UQ1.2-W1
=V1AR42UQ41UQ1+.AR42UQ41UQ1/1.2

+.AR42UQ41UQ2.1-W1
=V1AR42UQ41UQ2+.AR42UQ41UQ2/1.1

+.AR42UQ41UQ2.2-W1
=V1AR42UQ41UQ2+.AR42UQ41UQ2/1.2

+.AR42UQ41UQ2.3-W1
=V1AR42UQ41UQ2+.AR42UQ41UQ2/1.4

+.AR42UQ41UQ2.4-W1
=V1AR42UQ41UQ2+.AR42UQ41UQ2/1.5

+.AR42UQ41UQ2.5-W1
=V1AR42UQ41UQ2+.AR42UQ41UQ2/1.7

+.AR42UQ41UQ2.6-W1
=V1AR42UQ41UQ2+.AR42UQ41UQ2/1.9

1 3

			Date	12/14/2022	Volvo Trucks North America		Valiant TMS	CONNECTING MOD. FOR MPA MANIFOLD	Drawing name: =2V06&EFS_EL	= V1AR42UQ41KF1 + V1AR42UQ41
			Ed.	MKLEPADLO	P6700 Rear Wall - Cell 2V06					
			Appr				Scale 1:1		Document type: EFS	Project nr: 22-16148
Modification	Date	Name	Original		Replacement of	Replaced by				Page 2 / 1460

-KF1.12

FESTO

CPX-M-AB-8-M12X2-5POL

549335

DI:16	DI 0 X1:4	V1AR42UQ41-BG01	Table MTG Bracket LH
DI:17	DI 1 X1:2	V1AR42UQ41-BG02	Table MTG Bracket RH
DI:18	DI 2 X2:4	V1AR42UQ41-BG03	Tie Plate RH
DI:19	DI 3 X2:2	V1AR42UQ41-BG04	Tie Plate RH
DI:20	DI 4 X3:4	V1AR42UQ41-BG05	Tie Plate LH
DI:21	DI 5 X3:2	V1AR42UQ41-BG06	Tie Plate LH
DI:22	DI 6 X4:4	V1AR42UQ41-BG07	Tie Plate Top RH
DI:23	DI 7 X4:2	V1AR42UQ41-BG08	Tie Plate Top RH
DI:24	DI 8 X5:4	V1AR42UQ41-BG09	Tie Plate Top LH
DI:25	DI 9 X5:2	V1AR42UQ41-BG10	Tie Plate Top LH
DI:26	DI 10 X6:4	DI:26	Spare
DI:27	DI 11 X6:2	DI:27	Spare
DI:28	DI 12 X7:4	DI:28	Spare
DI:29	DI 13 X7:2	DI:29	Spare
DI:30	DI 14 X8:4	DI:30	Spare
DI:31	DI 15 X8:2	DI:31	Spare

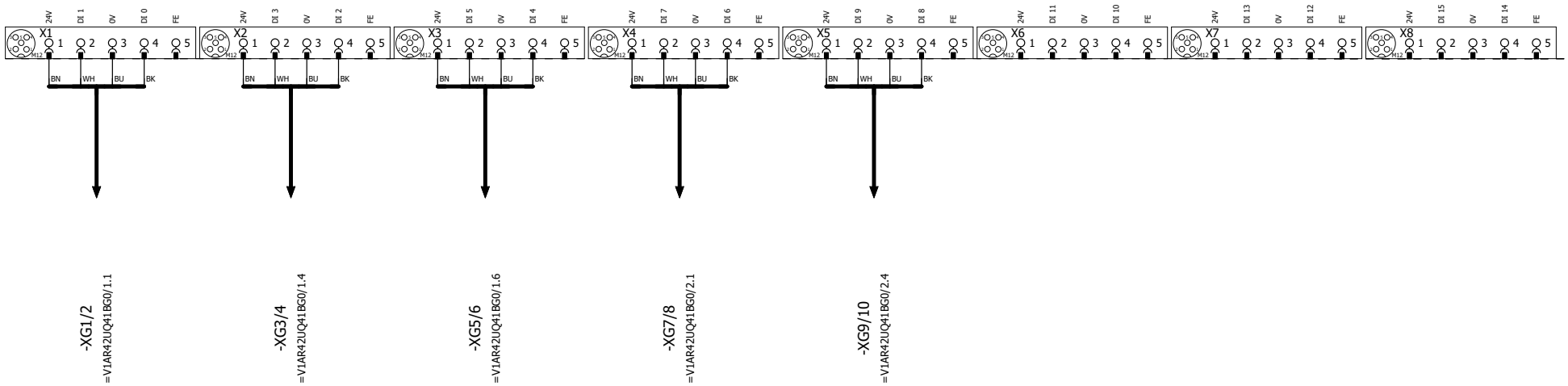

			Date	12/14/2022	Volvo Trucks North America		Valiant TMS	I/O MOD. DI16 (8 x M12) FOR MPA	Drawing name: =2V06&EFS_EL	= V1AR42UQ41KF1	
			Ed.	MKLEPADLO						+ V1AR42UQ41	
			Appr		P6700 Rear Wall - Cell 2V06				Document type: EFS	Project nr: 22-16148	Page 3
Modification	Date	Name	Original		Replacement of	Replaced by	Scale 1:1				1460

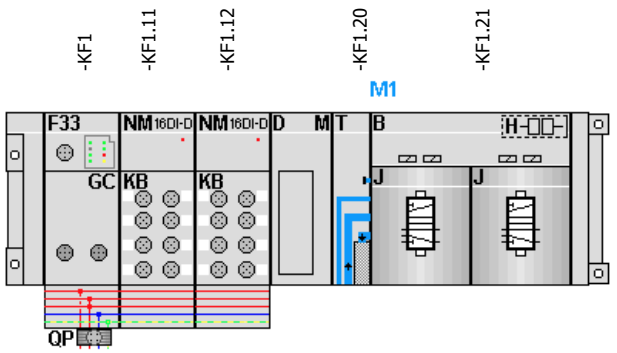

-KF1.21
=V1AR42UQ41UQ1+.AR42UQ41UQ1/1.3
=V1AR42UQ41UQ2+.AR42UQ41UQ2/1.3

FESTO

=V1AR42UQ41UQ1+.AR42UQ41UQ1/1.4	DO:0 DO 0 1.1	-QN1.1_Q	Shot Pins 1 (RST)
=V1AR42UQ41UQ1+.AR42UQ41UQ1/1.4	DO:1 DO 1 1.2	-QN1.2_Q	Shot Pins 1 (SET)
=V1AR42UQ41UQ2+.AR42UQ41UQ2/1.4	DO:2 DO 2 2.1	-QN2.1_Q	Clamps 2 (RST)
=V1AR42UQ41UQ2+.AR42UQ41UQ2/1.4	DO:3 DO 3 2.2	-QN2.2_Q	Clamps 2 (SET)

3 5

			Date	12/14/2022	Volvo Trucks North America		Valiant TMS	CONNECTING MOD. FOR FESTO DQ	Drawing name: =2V06&EFS_EL	= V1AR42UQ41KF1
			Ed.	MKLEPADLO						+ V1AR42UQ41
			Appr		P6700 Rear Wall - Cell 2V06		Scale 1:1		Document type: EFS	Project nr: 22-16148
Modification	Date	Name	Original		Replacement of	Replaced by				Page 4 / 1460

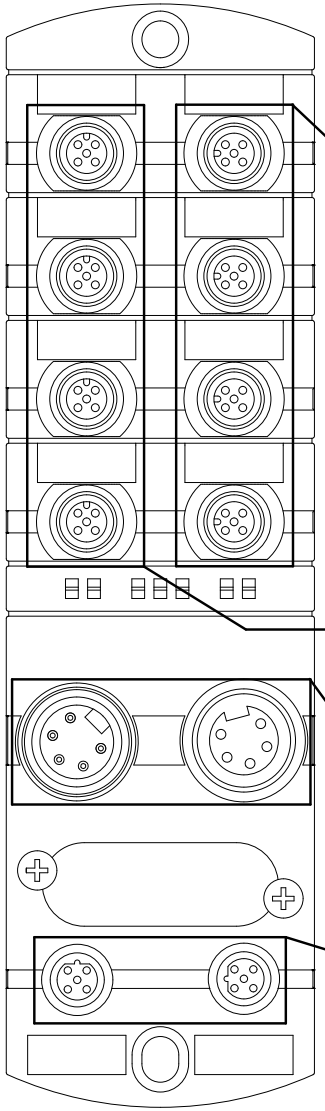

IO-Link (Class A / Class B)

Pin 1: +24 V US / 1 A
Pin 2: DI/DO UA
Pin 3: 0 V
Pin 4: IO-Link, DI
Pin 5: n.c. (Class A) / 0 V (Class B)

DIO

Pin 1: +24 V US / 0,2 A
Pin 2: DI/DO
Pin 3: 0 V
Pin 4: DI/DO
Pin 5: FE

POWER IN / POWER OUT

Pin 1: 0 V UA
Pin 2: 0 V US
Pin 3: FE
Pin 4: +24 V US / 9 A
Pin 5: +24 V UA / 9 A

Port1 / Port2

Pin 1: TD +
Pin 2: RD +
Pin 3: TD -
Pin 4: RD -
Pin 5: n.c.

Art.-Nr.	DIO	IO-Link Class A	IO-Link Class B
55130	X0 ... X7	-	-
55131	X0 ... X5	-	X6, X7
55132	X0 ... X3	X6,X7	X4, X5
55530	X0 ... X7	-	-
55531	X0 ... X5	-	X6, X7
55532	X0 ... X3	X6,X7	X4, X5

=V1AR42UQ41UQ1+.AR42UQ41UQ1/1

			Date	9/17/2022	Volvo Trucks North America	Valiant TMS	Safety sensors (on tool stand)	Drawing name: =2V06&EFS_EL	= V1AR42UQ41KF1	
			Ed.	MKLEPADLO					+ V1AR42UQ41	
			Appr		P6700 Rear Wall - Cell 2V06			Document type: EFS	Project nr: 22-16148	Page 5
Modification	Date	Name	Original		Replacement of	Replaced by	Scale 1:1			1460

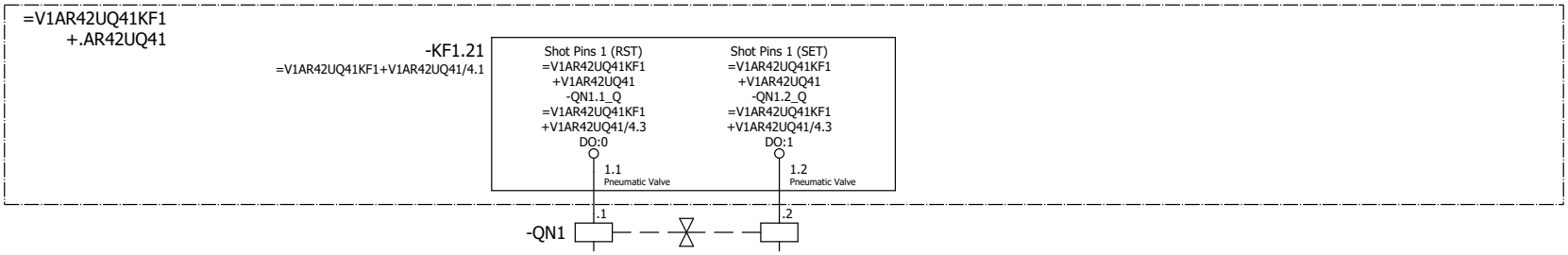

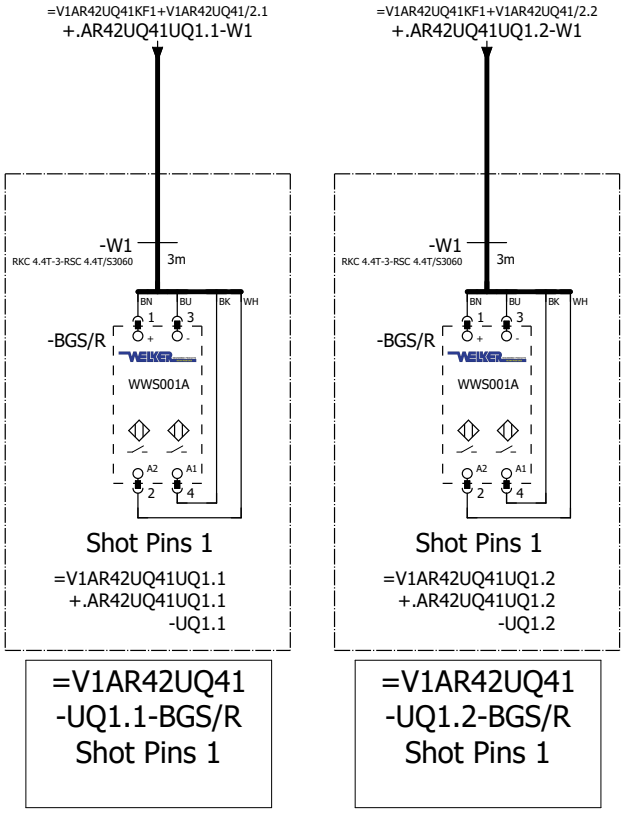

=V1AR42UQ41
-UQ1.1-BGS/R
Shot Pins 1

=V1AR42UQ41
-UQ1.2-BGS/R
Shot Pins 1

=V1AR42UQ41KF1+V1AR42UQ41/5

=V1AR42UQ41UQ2+.AR42UQ41UQ2/1

			Date	12/14/2022	Volvo Trucks North America	Valiant TMS	FESTO DQ CONNECTION QN1	Drawing name: =2V06&EFS_EL	= V1AR42UQ41UQ1	
			Ed.	MKLEPADLO					+ V1AR42UQ41UQ1	
			Appr		P6700 Rear Wall - Cell 2V06			Document type: EFS	Project nr: 22-16148	Page 1
Modification	Date	Name	Original		Replacement of	Replaced by	Scale 1:1			1460

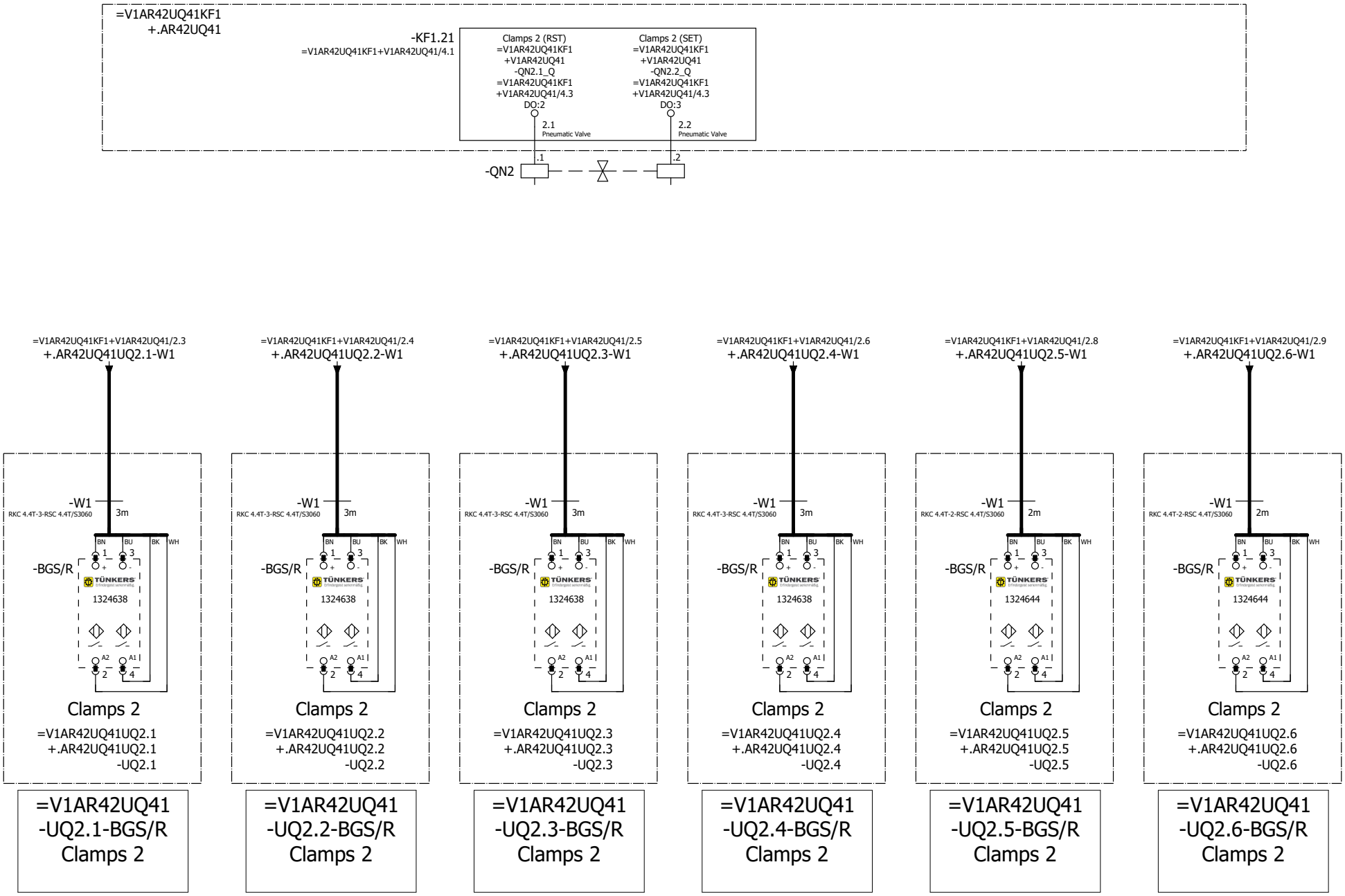

			Date	12/14/2022	Volvo Trucks North America	Valiant TMS	FESTO DQ CONNECTION QN2	Drawing name: =2V06&EFS_EL	= V1AR42UQ41UQ2	
			Ed.	MKLEPADLO					+ V1AR42UQ41UQ2	
			Appr		P6700 Rear Wall - Cell 2V06			Document type: EFS	Project nr: 22-16148	Page 1
Modification	Date	Name	Original		Replacement of	Replaced by	Scale 1:1			1460

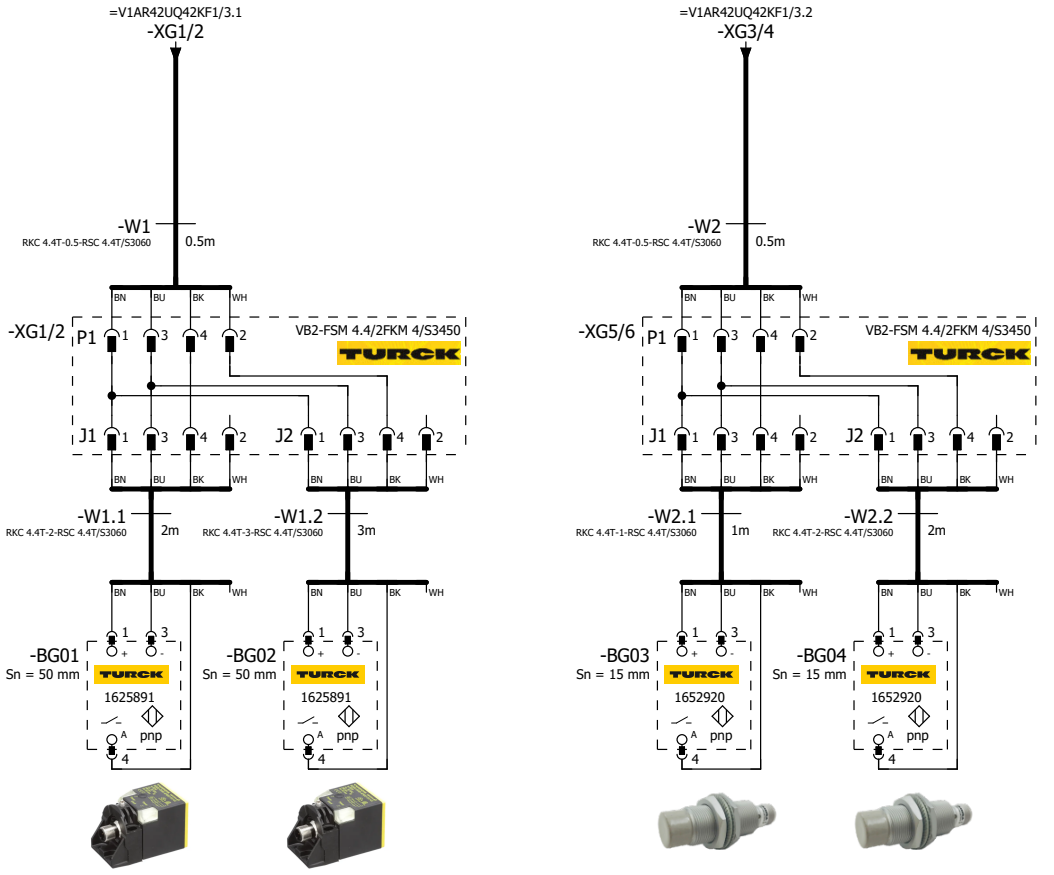

=V1AR42UQ42 -BG01 Cross Member	=V1AR42UQ42 -BG02 Cross Member	=V1AR42UQ42 -BG03 Hinge Pivot Bracket	=V1AR42UQ42 -BG04 Hinge Pivot Bracket

=V1AR42UQ41UQ2+.AR42UQ41UQ2/1

=V1AR42UQ42KF1/1

			Date	12/14/2022	Volvo Trucks North America	Valiant TMS	SENSORS	Drawing name: =2V06&EFS_EL	= V1AR42UQ42BG0 + V1AR42UQ42
			Ed.	MKLEPADLO	P6700 Rear Wall - Cell 2V06				
			Appr			Scale 1:1		Document type: EFS	Project nr: 22-16148
Modification	Date	Name	Original		Replacement of	Replaced by			Page 1 / 1460

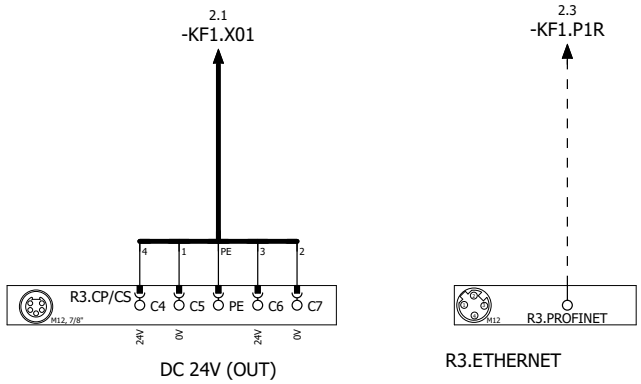

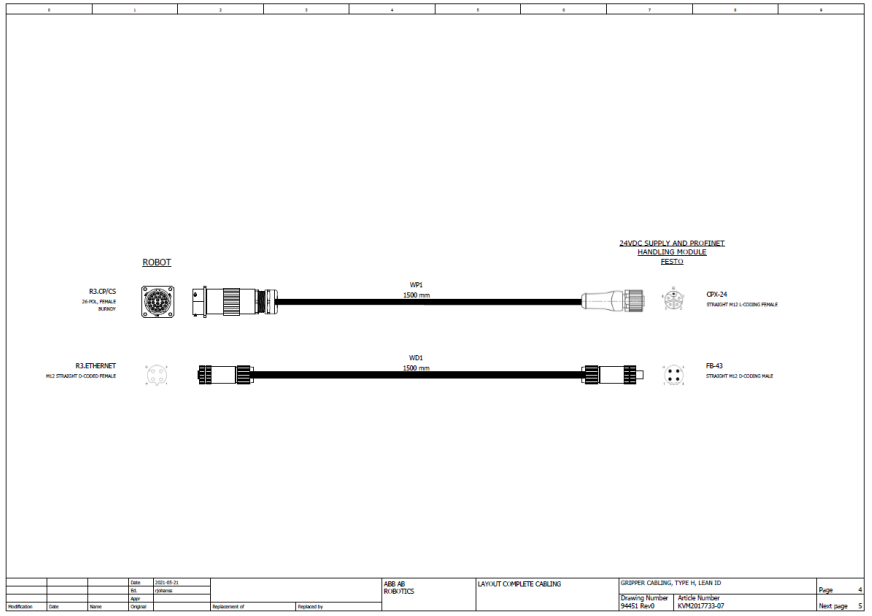

=V1AR42UQ42BG0/1

2

			Date	12/14/2022	Volvo Trucks North America	Valiant TMS	24VDC SUPPLY AND PROFINET HANDLING MODULE	Drawing name: =2V06&EFS_EL	= V1AR42UQ42KF1	
			Ed.	MKLEPADLO					+ V1AR42UQ42	
			Appr		P6700 Rear Wall - Cell 2V06			Document type: EFS	Project nr: 22-16148	Page 1
Modification	Date	Name	Original		Replacement of	Replaced by	Scale 1:1			1460

1.3 / -KF1.X01

-W1
RSM RKM 56-2M/S3059
2m

1.5 / -KF1.P1R

-WF1
PROFINET Cable
6XV1840-3AH10

-KF1

X20 7/8" 1 2 PE 3 4 5
0V_VAL / OUT
0V_EL / SEN
FE
24V_EL / SEN
24V_VAL / OUT

ON
OFF
1 2 1 2

-TP1 -TP2

FESTO
Bus node + Interlinking block
548755 + 550208

-KF1.11

FESTO
CPX-M-AB-8-M12X2-5POL
549335

DI:0	DI 0 X1:4	V1AR42UQ42UQ1.1-BGR	Clamps (RESET)
DI:1	DI 1 X1:2	V1AR42UQ42UQ1.1-BGS	Clamps (SET)
DI:2	DI 2 X2:4	V1AR42UQ42UQ1.2-BGR	Clamps (RESET)
DI:3	DI 3 X2:2	V1AR42UQ42UQ1.2-BGS	Clamps (SET)
DI:4	DI 4 X3:4	V1AR42UQ42UQ1.3-BGR	Clamps (RESET)
DI:5	DI 5 X3:2	V1AR42UQ42UQ1.3-BGS	Clamps (SET)
DI:6	DI 6 X4:4	V1AR42UQ42UQ1.4-BGR	Clamps (RESET)
DI:7	DI 7 X4:2	V1AR42UQ42UQ1.4-BGS	Clamps (SET)
DI:8	DI 8 X5:4	DI:8	Spare
DI:9	DI 9 X5:2	DI:9	Spare
DI:10	DI 10 X6:4	DI:10	Spare
DI:11	DI 11 X6:2	DI:11	Spare
DI:12	DI 12 X7:4	DI:12	Spare
DI:13	DI 13 X7:2	DI:13	Spare
DI:14	DI 14 X8:4	DI:14	Spare
DI:15	DI 15 X8:2	DI:15	Spare

X1 24V DI 1 0V DI 0 FE
X2 24V DI 3 0V DI 2 FE
X3 24V DI 5 0V DI 4 FE
X4 24V DI 7 0V DI 6 FE
X5 24V DI 9 0V DI 8 FE
X6 24V DI 11 0V DI 10 FE
X7 24V DI 13 0V DI 12 FE
X8 24V DI 15 0V DI 14 FE
M12 1 2 3 4 5
BN WH BU BK

+.AR42UQ42UQ1.1-W1
=V1AR42UQ42UQ1+.AR42UQ42UQ1/1.1

+.AR42UQ42UQ1.2-W1
=V1AR42UQ42UQ1+.AR42UQ42UQ1/1.2

+.AR42UQ42UQ1.3-W1
=V1AR42UQ42UQ1+.AR42UQ42UQ1/1.4

+.AR42UQ42UQ1.4-W1
=V1AR42UQ42UQ1+.AR42UQ42UQ1/1.5

			Date	12/14/2022	Volvo Trucks North America		Valiant TMS	CONNECTING MOD. FOR MPA MANIFOLD	Drawing name: =2V06&EFS_EL	= V1AR42UQ42KF1	
			Ed.	MKLEPADLO						+ V1AR42UQ42	
			Appr		P6700 Rear Wall - Cell 2V06				Document type: EFS	Project nr: 22-16148	Page 2
Modification	Date	Name	Original		Replacement of	Replaced by	Scale 1:1				1460

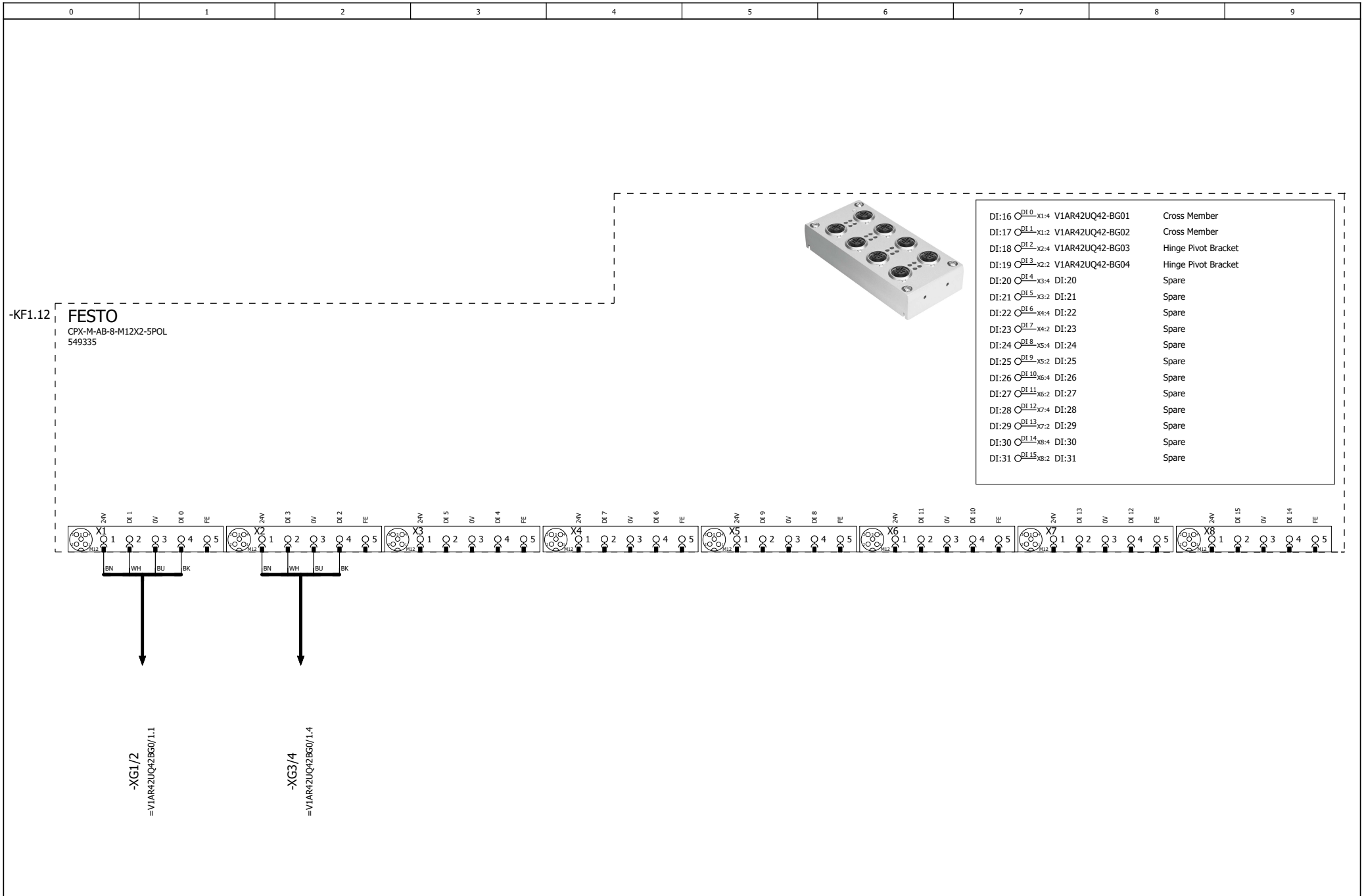

2 4

			Date	12/14/2022	Volvo Trucks North America	Valiant TMS	I/O MOD. DI16 (8 x M12) FOR MPA	Drawing name: =2V06&EFS_EL	= V1AR42UQ42KF1 + V1AR42UQ42
			Ed.	MKLEPADLO	P6700 Rear Wall - Cell 2V06				
			Appr					Document type: EFS	Project nr: 22-16148
Modification	Date	Name	Original		Replacement of / Replaced by	Scale 1:1			Page 3 / 1460

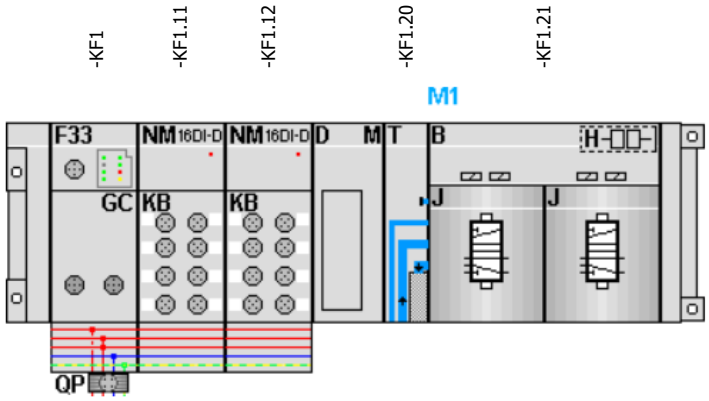

-KF1.21
=V1AR42UQ42UQ1+.AR42UQ42UQ1/1.3

FESTO

=V1AR42UQ42UQ1+.AR42UQ42UQ1/1.4	DO:0 DO 0 1.1	-QN1.1_Q	Clamps (RST)
=V1AR42UQ42UQ1+.AR42UQ42UQ1/1.4	DO:1 DO 1 1.2	-QN1.2_Q	Clamps (SET)
	DO:2 DO 2 2.1	-QN2.1_Q	
	DO:3 DO 3 2.2	-QN2.2_Q	

3 5

			Date	12/14/2022	Volvo Trucks North America	Valiant TMS	CONNECTING MOD. FOR FESTO DQ	Drawing name: =2V06&EFS_EL	= V1AR42UQ42KF1
			Ed.	MKLEPADLO					+ V1AR42UQ42
			Appr		P6700 Rear Wall - Cell 2V06	Scale 1:1		Document type: EFS	Project nr: 22-16148
Modification	Date	Name	Original		Replacement of / Replaced by				Page 4 / 1460

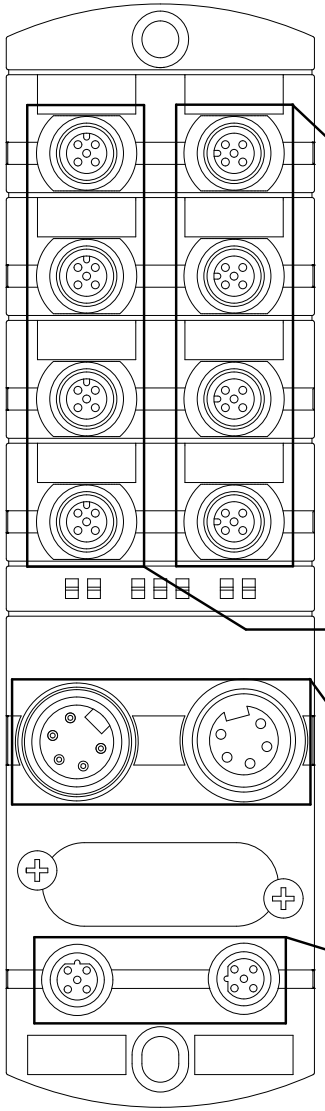

IO-Link (Class A / Class B)

Pin 1: +24 V US / 1 A
Pin 2: DI/DO UA
Pin 3: 0 V
Pin 4: IO-Link, DI
Pin 5: n.c. (Class A) / 0 V (Class B)

DIO

Pin 1: +24 V US / 0,2 A
Pin 2: DI/DO
Pin 3: 0 V
Pin 4: DI/DO
Pin 5: FE

POWER IN / POWER OUT

Pin 1: 0 V UA
Pin 2: 0 V US
Pin 3: FE
Pin 4: +24 V US / 9 A
Pin 5: +24 V UA / 9 A

Port1 / Port2

Pin 1: TD +
Pin 2: RD +
Pin 3: TD -
Pin 4: RD -
Pin 5: n.c.

Art.-Nr.	DIO	IO-Link Class A	IO-Link Class B
55130	X0 ... X7	-	-
55131	X0 ... X5	-	X6, X7
55132	X0 ... X3	X6,X7	X4, X5
55530	X0 ... X7	-	-
55531	X0 ... X5	-	X6, X7
55532	X0 ... X3	X6,X7	X4, X5

=V1AR42UQ42UQ1+.AR42UQ42UQ1/1

			Date	9/17/2022	Volvo Trucks North America		Valiant TMS	Safety sensors (on tool stand)	Drawing name: =2V06&EFS_EL	= V1AR42UQ42KF1
			Ed.	MKLEPADLO						+ V1AR42UQ42
			Appr		P6700 Rear Wall - Cell 2V06				Document type: EFS	Project nr: 22-16148
Modification	Date	Name	Original		Replacement of	Replaced by	Scale 1:1			Page 5 / 1460

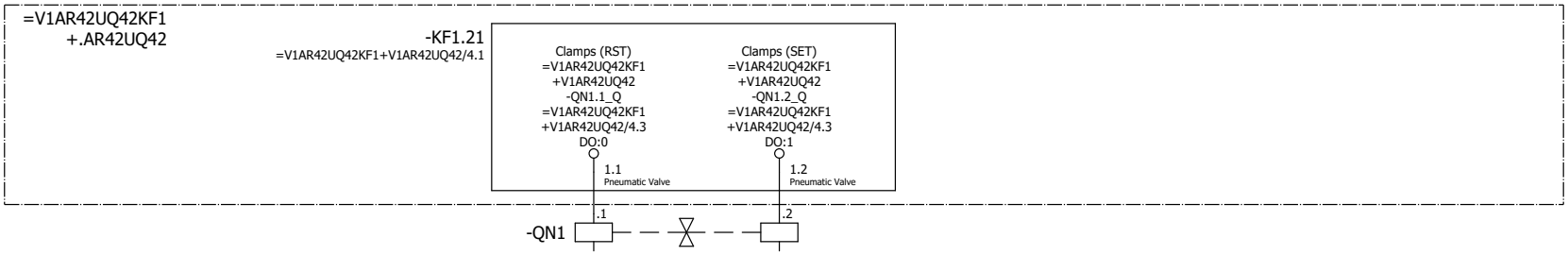

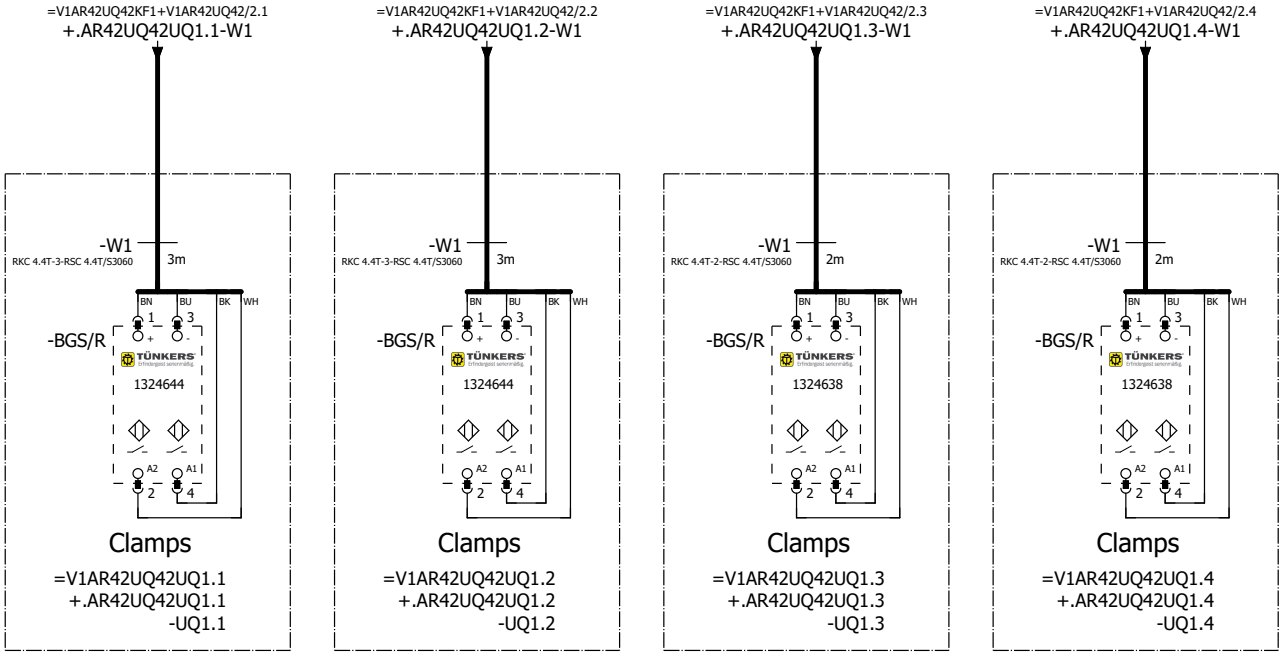

=V1AR42UQ42
-UQ1.1-BGS/R
Clamps

=V1AR42UQ42
-UQ1.2-BGS/R
Clamps

=V1AR42UQ42
-UQ1.3-BGS/R
Clamps

=V1AR42UQ42
-UQ1.4-BGS/R
Clamps

=V1AR42UQ42KF1+V1AR42UQ42/5

=V1AR42UR41BG0+.AR42UR41/1

			Date	12/14/2022	Volvo Trucks North America		Valiant TMS	FESTO DQ CONNECTION QN1	Drawing name: =2V06&EFS_EL	= V1AR42UQ42UQ1
			Ed.	MKLEPADLO						+ V1AR42UQ42UQ1
			Appr		P6700 Rear Wall - Cell 2V06				Document type: EFS	Project nr: 22-16148
Modification	Date	Name	Original		Replacement of	Replaced by	Scale 1:1			Page 1 / 1460

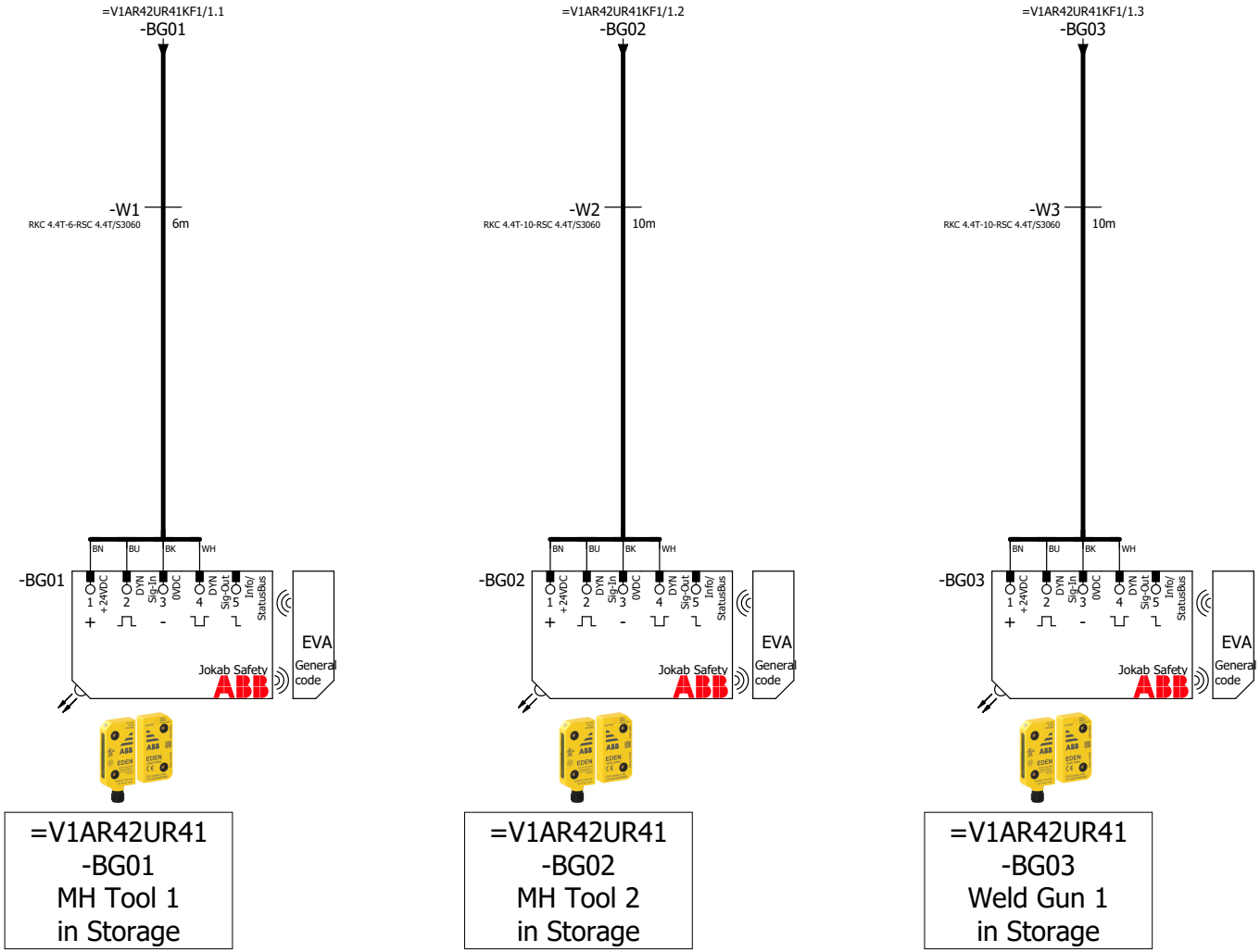

=V1AR42UQ42UQ1+.AR42UQ42UQ1/1

=V1AR42UR41KF1/1

			Date	12/14/2022	Volvo Trucks North America		Valiant TMS	TOOL STAND SENSORS	Drawing name: =2V06&EFS_EL	= V1AR42UR41BG0
			Ed.	MKLEPADLO						+ V1AR42UR41
			Appr		P6700 Rear Wall - Cell 2V06				Document type: EFS	Project nr: 22-16148
Modification	Date	Name	Original		Replacement of	Replaced by	Scale 1:1			Page 1 / 1460

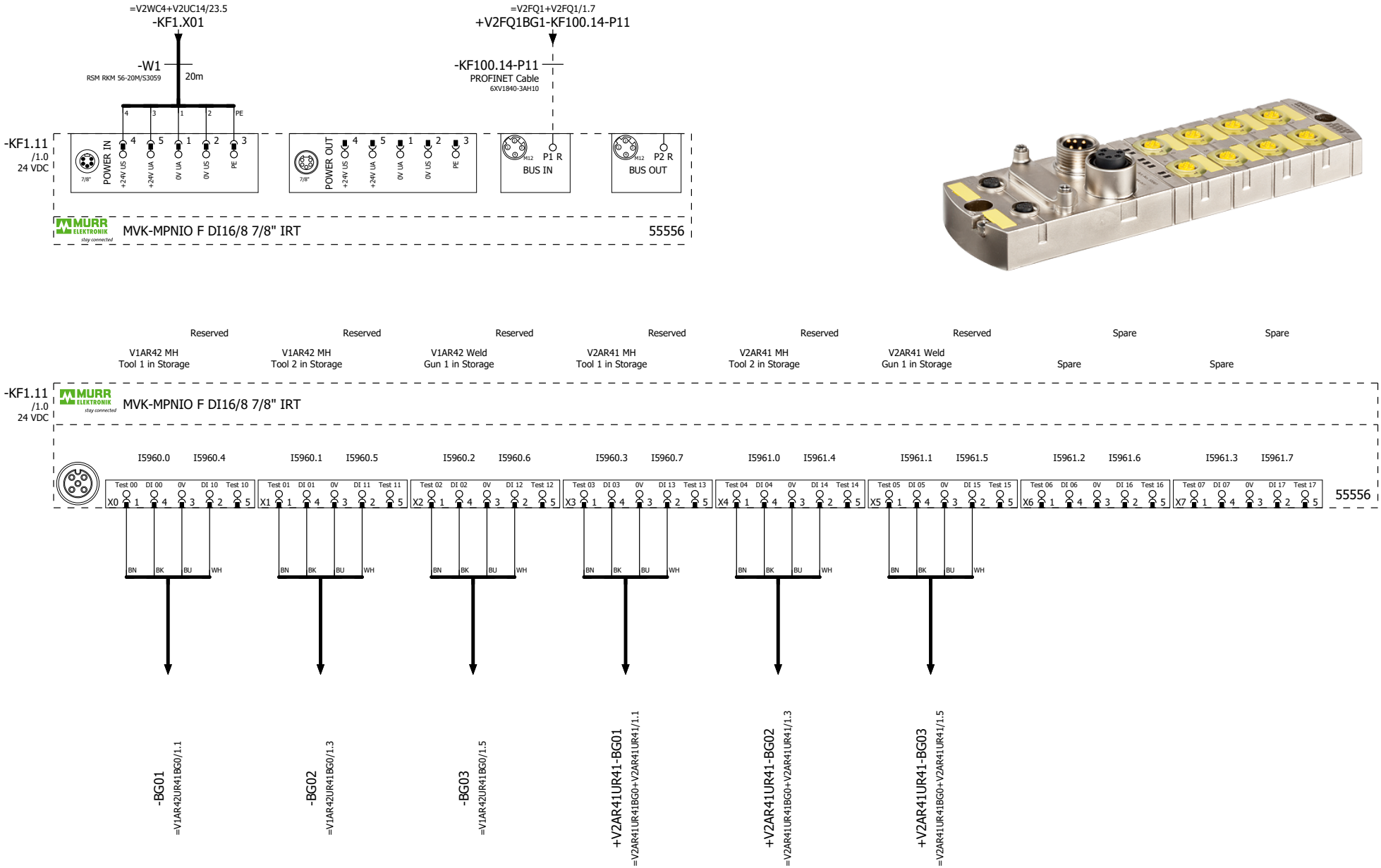

=V1AR42UR41BG0/1

=V1AR42WC1+.AR42UC01/1

			Date	12/14/2022	Volvo Trucks North America	Valiant TMS	MURR MODULE SAFE 16 IN	Drawing name: =2V06&EFS_EL	= V1AR42UR41KF1	
			Ed.	MKLEPADLO					+ V1AR42UR41	
			Appr		P6700 Rear Wall - Cell 2V06	Scale 1:1		Document type: EFS	Project nr: 22-16148	Page 1
Modification	Date	Name	Original		Replacement of	Replaced by				1460

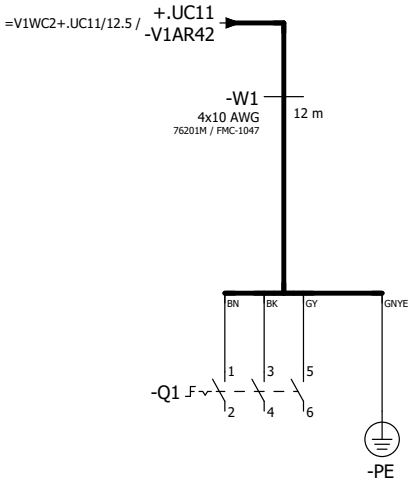

=V1AR42UR41KF1+.AR42UR41/1

=V1AR42XQ11WC1+.AR42XQ11UC01/1

			Date	12/14/2022	Volvo Trucks North America		Valiant TMS	Incoming power	Drawing name: =2V06&EFS_EL	= V1AR42WC1
			Ed.	MKLEPADLO						+ V1AR42UC01
			Appr		P6700 Rear Wall - Cell 2V06				Document type: EFS	Project nr: 22-16148 Page 1
Modification	Date	Name	Original		Replacement of	Replaced by	Scale 1:1			1460

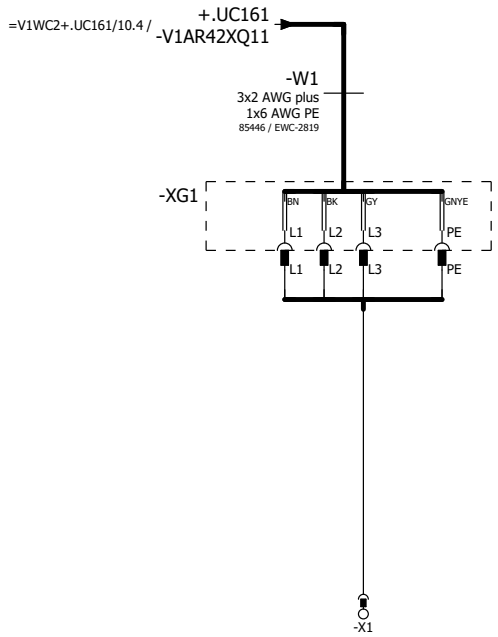

=V1AR42WC1+.AR42UC01/1

=V1AR43KF1+.AR43UC01/1

			Date	12/14/2022	Volvo Trucks North America		Valiant TMS	Incoming power	Drawing name: =2V06&EFS_EL		= V1AR42XQ11WC1
			Ed.	MKLEPADLO							+ V1AR42XQ11UC01
			Appr		P6700 Rear Wall - Cell 2V06				Document type: EFS	Project nr: 22-16148	Page 1
Modification	Date	Name	Original		Replacement of	Replaced by	Scale 1:1				1460

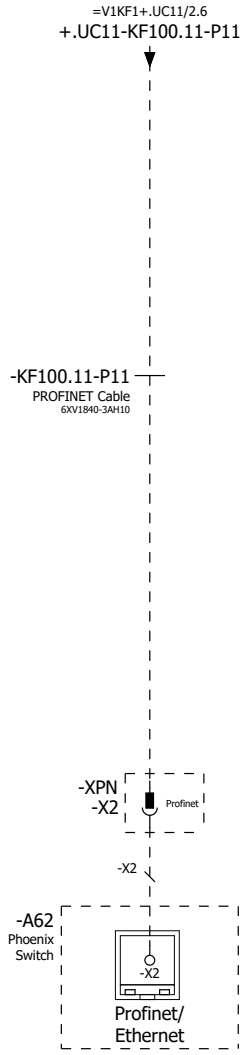

=V1AR42XQ11WC1+.AR42XQ11UC01/1

=V1AR43UQ41BG0+.AR43UQ41/1

			Date	12/14/2022	Volvo Trucks North America		Valiant TMS	Incoming Profinet	Drawing name: =2V06&EFS_EL	= V1AR43KF1
			Ed.	MKLEPADLO						+ V1AR43UC01
			Appr		P6700 Rear Wall - Cell 2V06				Document type: EFS	Project nr: 22-16148
Modification	Date	Name	Original		Replacement of	Replaced by	Scale 1:1			Page 1 / 1460

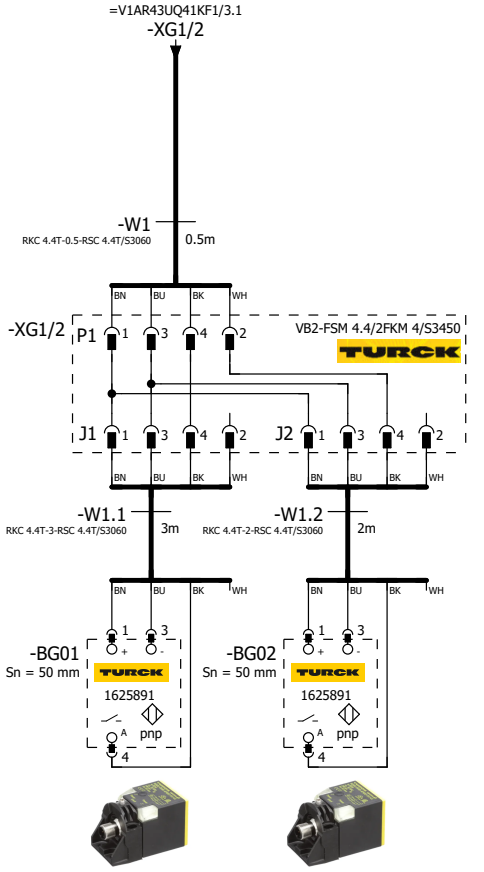

=V1AR43UQ41 -BG01 Rear Wall Assembly LH	=V1AR43UQ41 -BG02 Rear Wall Assembly RH

=V1AR43KF1+.AR43UC01/1

=V1AR43UQ41KF1/1

			Date	12/14/2022	Volvo Trucks North America		Valiant TMS	SENSORS	Drawing name: =2V06&EFS_EL	= V1AR43UQ41BG0	
			Ed.	MKLEPADLO						+ V1AR43UQ41	
			Appr		P6700 Rear Wall - Cell 2V06		Scale 1:1		Document type: EFS	Project nr: 22-16148	Page 1
Modification	Date	Name	Original		Replacement of	Replaced by					1460

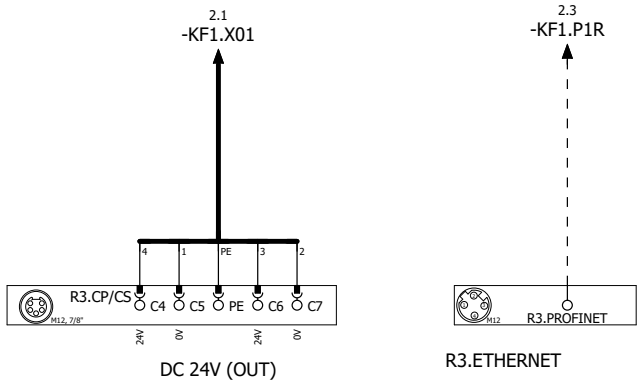

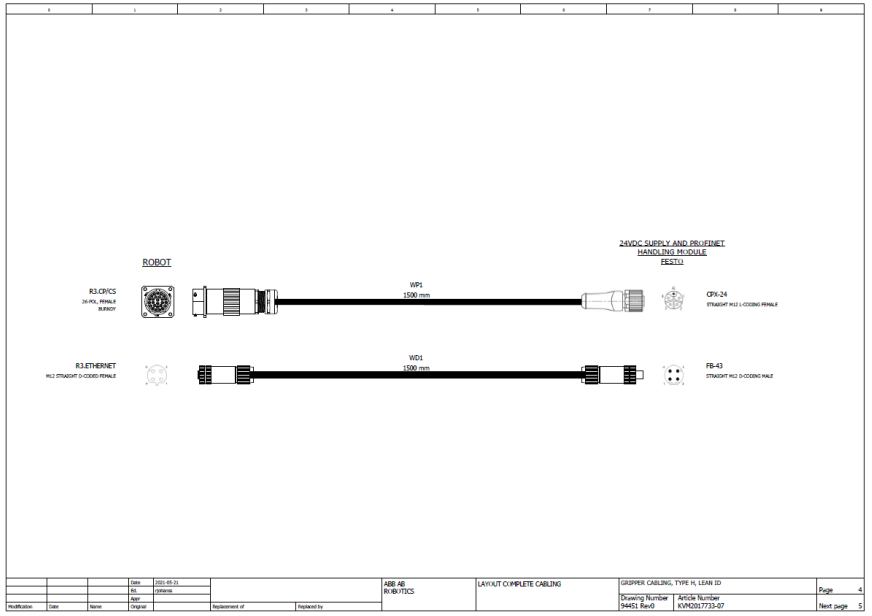

=V1AR43UQ41BG0/1

2

			Date	12/14/2022	Volvo Trucks North America	Valiant TMS	24VDC SUPPLY AND PROFINET HANDLING MODULE	Drawing name: =2V06&EFS_EL	= V1AR43UQ41KF1	
			Ed.	MKLEPADLO					+ V1AR43UQ41	
			Appr		P6700 Rear Wall - Cell 2V06			Document type: EFS	Project nr: 22-16148	Page 1
Modification	Date	Name	Original		Replacement of / Replaced by	Scale 1:1				1460

1.3 / -KF1.X01

-W1
RSM RKM 56-2M/S3059
2m

1.5 / -KF1.P1R

-WF1
PROFINET Cable
6XV1840-3AH10

-KF1

X20 7/8" 1 2 PE 3 4 5
0V_VAL / OUT
0V_EL / SEN
FE
24V_EL / SEN
24V_VAL / OUT

ON
OFF
1 2 1 2

-TP1 -TP2

FESTO
Bus node + Interlinking block
548755 + 550208

-KF1.11

FESTO
CPX-M-AB-8-M12X2-5POL
549335

DI:0	DI 0 X1:4	V1AR43UQ41UQ1.1-BGR	Shot Pin (RESET)
DI:1	DI 1 X1:2	V1AR43UQ41UQ1.1-BGS	Shot Pin (SET)
DI:2	DI 2 X2:4	V1AR43UQ41UQ2.1-BGR	Clamps (RESET)
DI:3	DI 3 X2:2	V1AR43UQ41UQ2.1-BGS	Clamps (SET)
DI:4	DI 4 X3:4	V1AR43UQ41UQ2.2-BGR	Clamps (RESET)
DI:5	DI 5 X3:2	V1AR43UQ41UQ2.2-BGS	Clamps (SET)
DI:6	DI 6 X4:4	V1AR43UQ41UQ2.3-BGR	Clamps (RESET)
DI:7	DI 7 X4:2	V1AR43UQ41UQ2.3-BGS	Clamps (SET)
DI:8	DI 8 X5:4	V1AR43UQ41UQ2.4-BGR	Clamps (RESET)
DI:9	DI 9 X5:2	V1AR43UQ41UQ2.4-BGS	Clamps (SET)
DI:10	DI 10 X6:4	V1AR43UQ41UQ2.5-BGR	Clamps (RESET)
DI:11	DI 11 X6:2	V1AR43UQ41UQ2.5-BGS	Clamps (SET)
DI:12	DI 12 X7:4	V1AR43UQ41UQ2.6-BGR	Clamps (RESET)
DI:13	DI 13 X7:2	V1AR43UQ41UQ2.6-BGS	Clamps (SET)
DI:14	DI 14 X8:4	DI:14	Spare
DI:15	DI 15 X8:2	DI:15	Spare

X1 24V DI 1 0V DI 0 FE — BN WH BU BK
X2 24V DI 3 0V DI 2 FE — BN WH BU BK
X3 24V DI 5 0V DI 4 FE — BN WH BU BK
X4 24V DI 7 0V DI 6 FE — BN WH BU BK
X5 24V DI 9 0V DI 8 FE — BN WH BU BK
X6 24V DI 11 0V DI 10 FE — BN WH BU BK
X7 24V DI 13 0V DI 12 FE — BN WH BU BK
X8 24V DI 15 0V DI 14 FE

+.AR43UQ41UQ1.1-W1
=V1AR43UQ41UQ1+.AR43UQ41UQ1/1.1

+.AR43UQ41UQ2.1-W1
=V1AR43UQ41UQ2+.AR43UQ41UQ2/1.1

+.AR43UQ41UQ2.2-W1
=V1AR43UQ41UQ2+.AR43UQ41UQ2/1.2

+.AR43UQ41UQ2.3-W1
=V1AR43UQ41UQ2+.AR43UQ41UQ2/1.4

+.AR43UQ41UQ2.4-W1
=V1AR43UQ41UQ2+.AR43UQ41UQ2/1.5

+.AR43UQ41UQ2.5-W1
=V1AR43UQ41UQ2+.AR43UQ41UQ2/1.7

+.AR43UQ41UQ2.6-W1
=V1AR43UQ41UQ2+.AR43UQ41UQ2/1.9

1 3

			Date	12/14/2022	Volvo Trucks North America		Valiant TMS	CONNECTING MOD. FOR MPA MANIFOLD	Drawing name: =2V06&EFS_EL	= V1AR43UQ41KF1	
			Ed.	MKLEPADLO						+ V1AR43UQ41	
			Appr		P6700 Rear Wall - Cell 2V06				Document type: EFS	Project nr: 22-16148	Page 2
Modification	Date	Name	Original		Replacement of	Replaced by	Scale 1:1				1460

-KF1.12

FESTO
CPX-M-AB-8-M12X2-5POL
549335

DI:16	DI 0 X1:4	V1AR43UQ41-BG01	Rear Wall Assembly LH
DI:17	DI 1 X1:2	V1AR43UQ41-BG02	Rear Wall Assembly RH
DI:18	DI 2 X2:4	DI:18	Spare
DI:19	DI 3 X2:2	DI:19	Spare
DI:20	DI 4 X3:4	DI:20	Spare
DI:21	DI 5 X3:2	DI:21	Spare
DI:22	DI 6 X4:4	DI:22	Spare
DI:23	DI 7 X4:2	DI:23	Spare
DI:24	DI 8 X5:4	DI:24	Spare
DI:25	DI 9 X5:2	DI:25	Spare
DI:26	DI 10 X6:4	DI:26	Spare
DI:27	DI 11 X6:2	DI:27	Spare
DI:28	DI 12 X7:4	DI:28	Spare
DI:29	DI 13 X7:2	DI:29	Spare
DI:30	DI 14 X8:4	DI:30	Spare
DI:31	DI 15 X8:2	DI:31	Spare

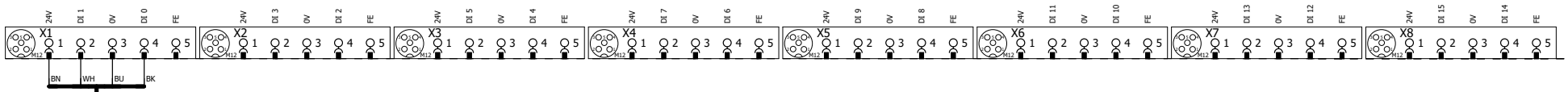

+.AR43UQ41-XG1/2
=V1AR43UQ41BG0/1.1

2 4

			Date	12/14/2022	Volvo Trucks North America	Valiant TMS	I/O MOD. DI16 (8 x M12) FOR MPA	Drawing name: =2V06&EFS_EL	= V1AR43UQ41KF1	
			Ed.	MKLEPADLO					+ V1AR43UQ41	
			Appr		P6700 Rear Wall - Cell 2V06			Document type: EFS	Project nr: 22-16148	Page 3
Modification	Date	Name	Original		Replacement of	Replaced by	Scale 1:1			1460

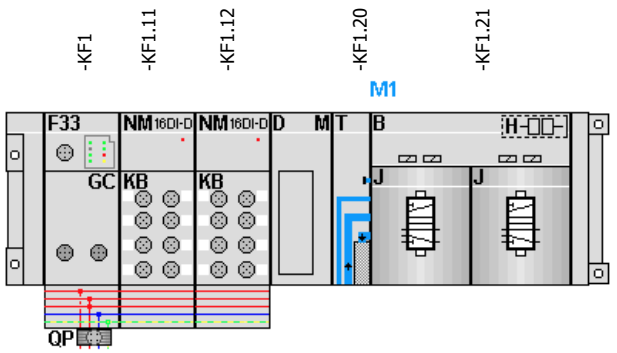

+.AR43UQ41-KF1.21
=V1AR43UQ41UQ1+.AR43UQ41UQ1/1.3
=V1AR43UQ41UQ2+.AR43UQ41UQ2/1.3

FESTO

=V1AR43UQ41UQ1+.AR43UQ41UQ1/1.4	DO:0 DO 0 1.1	-QN1.1_Q	Shot Pin 1 (RST)
=V1AR43UQ41UQ1+.AR43UQ41UQ1/1.4	DO:1 DO 1 1.2	-QN1.2_Q	Shot Pin 1 (SET)
=V1AR43UQ41UQ2+.AR43UQ41UQ2/1.4	DO:2 DO 2 2.1	-QN2.1_Q	Clamps 2 (RST)
=V1AR43UQ41UQ2+.AR43UQ41UQ2/1.4	DO:3 DO 3 2.2	-QN2.2_Q	Clamps 2 (SET)

			Date	12/14/2022	Volvo Trucks North America		Valiant TMS	CONNECTING MOD. FOR FESTO DQ	Drawing name: =2V06&EFS_EL	= V1AR43UQ41KF1
			Ed.	MKLEPADLO						+ V1AR43UQ41
			Appr		P6700 Rear Wall - Cell 2V06		Scale 1:1		Document type: EFS	Project nr: 22-16148
Modification	Date	Name	Original		Replacement of	Replaced by				Page 4 / 1460

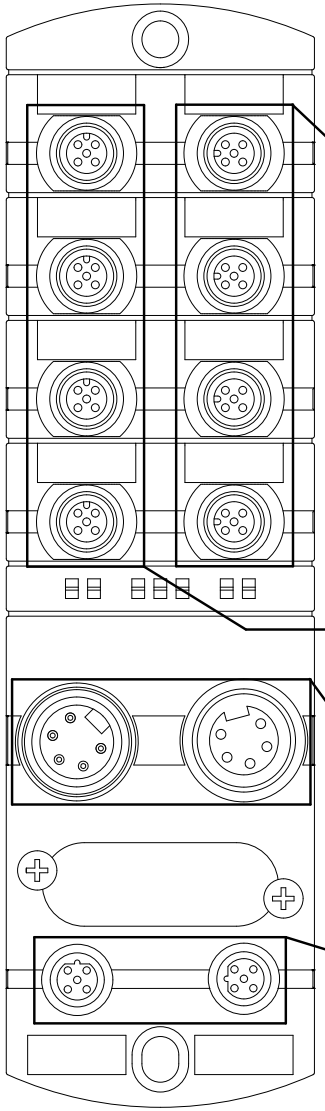

IO-Link (Class A / Class B)

Pin 1: +24 V US / 1 A
Pin 2: DI/DO UA
Pin 3: 0 V
Pin 4: IO-Link, DI
Pin 5: n.c. (Class A) / 0 V (Class B)

DIO

Pin 1: +24 V US / 0,2 A
Pin 2: DI/DO
Pin 3: 0 V
Pin 4: DI/DO
Pin 5: FE

POWER IN / POWER OUT

Pin 1: 0 V UA
Pin 2: 0 V US
Pin 3: FE
Pin 4: +24 V US / 9 A
Pin 5: +24 V UA / 9 A

Port1 / Port2

Pin 1: TD +
Pin 2: RD +
Pin 3: TD -
Pin 4: RD -
Pin 5: n.c.

Art.-Nr.	DIO	IO-Link Class A	IO-Link Class B
55130	X0 ... X7	-	-
55131	X0 ... X5	-	X6, X7
55132	X0 ... X3	X6,X7	X4, X5
55530	X0 ... X7	-	-
55531	X0 ... X5	-	X6, X7
55532	X0 ... X3	X6,X7	X4, X5

=V1AR43UQ41UQ1+.AR43UQ41UQ1/1

			Date	9/17/2022	Volvo Trucks North America		Valiant TMS	Safety sensors (on tool stand)	Drawing name: =2V06&EFS_EL	= V1AR43UQ41KF1
			Ed.	MKLEPADLO						+ V1AR43UQ41
			Appr		P6700 Rear Wall - Cell 2V06				Document type: EFS	Project nr: 22-16148
Modification	Date	Name	Original		Replacement of	Replaced by	Scale 1:1			Page 5 / 1460

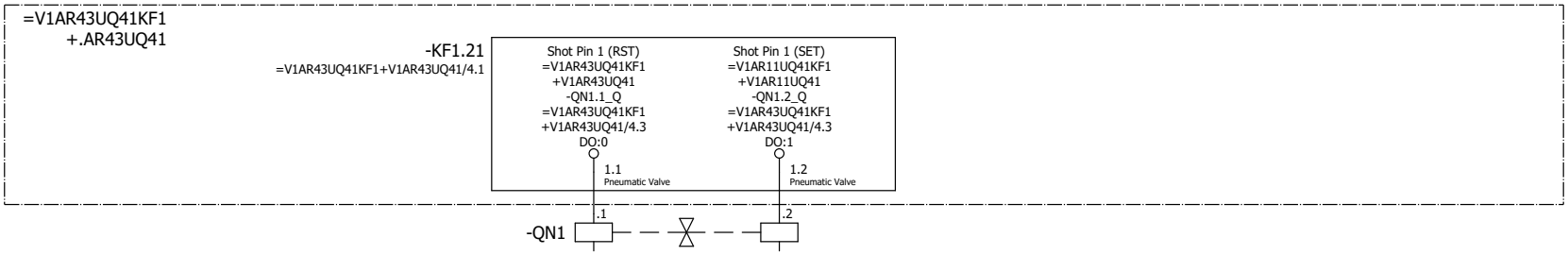

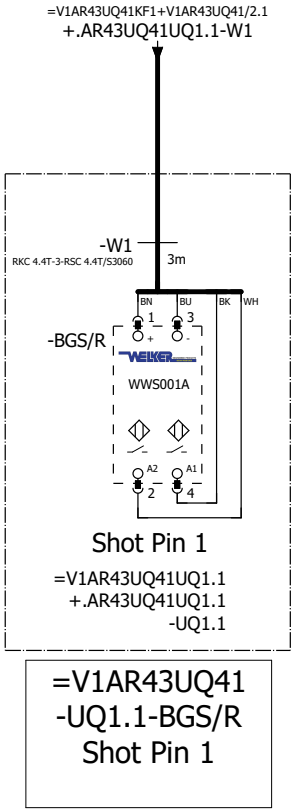

=V1AR43UQ41
-UQ1.1-BGS/R
Shot Pin 1

=V1AR43UQ41KF1+V1AR43UQ41/5

=V1AR43UQ41UQ2+.AR43UQ41UQ2/1

			Date	12/14/2022	Volvo Trucks North America	Valiant TMS	FESTO DQ CONNECTION QN1	Drawing name: =2V06&EFS_EL	= V1AR43UQ41UQ1	
			Ed.	MKLEPADLO					+ V1AR43UQ41UQ1	
			Appr		P6700 Rear Wall - Cell 2V06			Document type: EFS	Project nr: 22-16148	Page 1
Modification	Date	Name	Original		Replacement of	Replaced by	Scale 1:1			1460

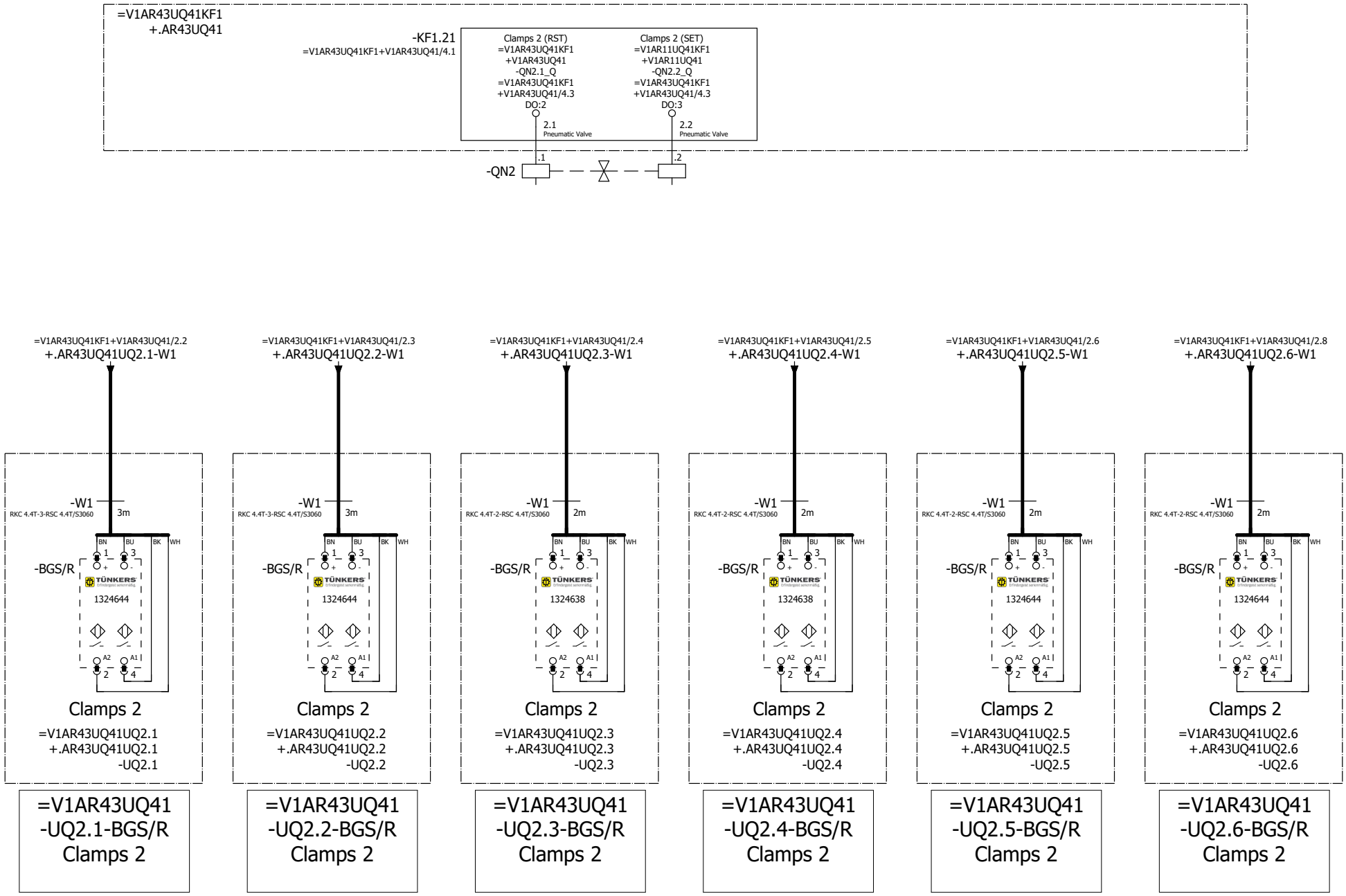

=V1AR43UQ41UQ1+.AR43UQ41UQ1/1

=V1AR43UQ42BG0+.AR43UQ42/1

			Date	12/14/2022	Volvo Trucks North America	Valiant TMS	FESTO DQ CONNECTION QN2	Drawing name: =2V06&EFS_EL	= V1AR43UQ41UQ2	
			Ed.	MKLEPADLO					+ V1AR43UQ41UQ2	
			Appr		P6700 Rear Wall - Cell 2V06			Document type: EFS	Project nr: 22-16148	Page 1
Modification	Date	Name	Original		Replacement of	Replaced by	Scale 1:1			1460

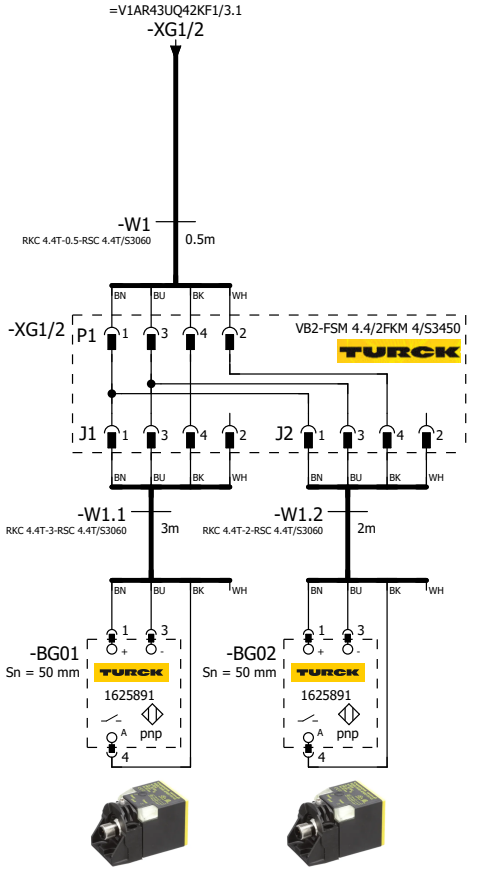

=V1AR43UQ42 -BG01 Rear Wall Assembly LH	=V1AR43UQ42 -BG02 Rear Wall Assembly RH

=V1AR43UQ41UQ2+.AR43UQ41UQ2/1

=V1AR43UQ42KF1/1

			Date	12/14/2022	Volvo Trucks North America	Valiant TMS	SENSORS	Drawing name: =2V06&EFS_EL	= V1AR43UQ42BG0	
			Ed.	MKLEPADLO					+ V1AR43UQ42	
			Appr		P6700 Rear Wall - Cell 2V06			Document type: EFS	Project nr: 22-16148	Page 1
Modification	Date	Name	Original		Replacement of / Replaced by	Scale 1:1				1460

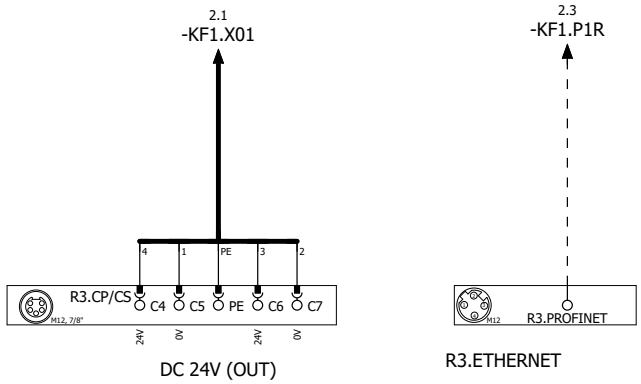

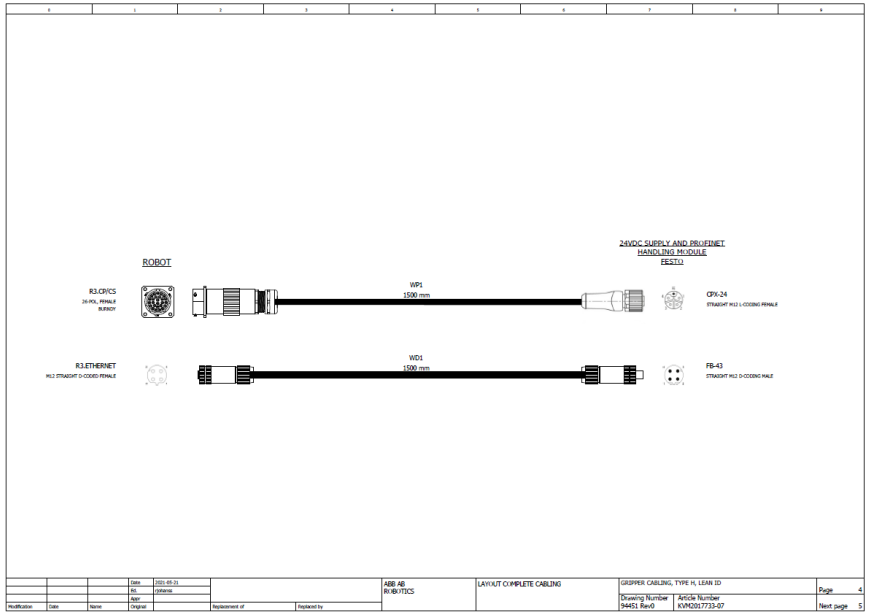

=V1AR43UQ42BG0/1

2

			Date	12/14/2022	Volvo Trucks North America	Valiant TMS	24VDC SUPPLY AND PROFINET HANDLING MODULE	Drawing name: =2V06&EFS_EL	= V1AR43UQ42KF1	
			Ed.	MKLEPADLO					+ V1AR43UQ42	
			Appr		P6700 Rear Wall - Cell 2V06			Document type: EFS	Project nr: 22-16148	Page 1
Modification	Date	Name	Original		Replacement of	Replaced by	Scale 1:1			1460

1.3 / -KF1.X01

-W1
RSM RKM 56-2M/S3059
2m

1.5 / -KF1.P1R

-WF1
PROFINET Cable
6XV1840-3AH10

-KF1

X20 7/8" 1 2 PE 3 4 5
0V_VAL / OUT
0V_EL / SEN
FE
24V_EL / SEN
24V_VAL / OUT

-TP1 M12
-TP2 M12

ON
OFF
1 2 1 2

FESTO
Bus node + Interlinking block
548755 + 550208

-KF1.11

FESTO
CPX-M-AB-8-M12X2-5POL
549335

DI:0	DI 0 X1:4	V1AR43UQ42UQ1.1-BGR	Shot Pin (RESET)
DI:1	DI 1 X1:2	V1AR43UQ42UQ1.1-BGS	Shot Pin (SET)
DI:2	DI 2 X2:4	V1AR43UQ42UQ2.1-BGR	Clamps (RESET)
DI:3	DI 3 X2:2	V1AR43UQ42UQ2.1-BGS	Clamps (SET)
DI:4	DI 4 X3:4	V1AR43UQ42UQ2.2-BGR	Clamps (RESET)
DI:5	DI 5 X3:2	V1AR43UQ42UQ2.2-BGS	Clamps (SET)
DI:6	DI 6 X4:4	V1AR43UQ42UQ2.3-BGR	Clamps (RESET)
DI:7	DI 7 X4:2	V1AR43UQ42UQ2.3-BGS	Clamps (SET)
DI:8	DI 8 X5:4	V1AR43UQ42UQ2.4-BGR	Clamps (RESET)
DI:9	DI 9 X5:2	V1AR43UQ42UQ2.4-BGS	Clamps (SET)
DI:10	DI 10 X6:4	V1AR43UQ42UQ2.5-BGR	Clamps (RESET)
DI:11	DI 11 X6:2	V1AR43UQ42UQ2.5-BGS	Clamps (SET)
DI:12	DI 12 X7:4	V1AR43UQ42UQ2.6-BGR	Clamps (RESET)
DI:13	DI 13 X7:2	V1AR43UQ42UQ2.6-BGS	Clamps (SET)
DI:14	DI 14 X8:4	DI:14	Spare
DI:15	DI 15 X8:2	DI:15	Spare

X1 M12: 24V | DI 1 | 0V | DI 0 | FE — BN WH BU BK
X2 M12: 24V | DI 3 | 0V | DI 2 | FE — BN WH BU BK
X3 M12: 24V | DI 5 | 0V | DI 4 | FE — BN WH BU BK
X4 M12: 24V | DI 7 | 0V | DI 6 | FE — BN WH BU BK
X5 M12: 24V | DI 9 | 0V | DI 8 | FE — BN WH BU BK
X6 M12: 24V | DI 11 | 0V | DI 10 | FE — BN WH BU BK
X7 M12: 24V | DI 13 | 0V | DI 12 | FE — BN WH BU BK
X8 M12: 24V | DI 15 | 0V | DI 14 | FE

+.AR43UQ42UQ1.1-W1
=V1AR43UQ42UQ1+.AR43UQ42UQ1/1.1

+.AR43UQ42UQ2.1-W1
=V1AR43UQ42UQ2+.AR43UQ42UQ2/1.1

+.AR43UQ42UQ2.2-W1
=V1AR43UQ42UQ2+.AR43UQ42UQ2/1.2

+.AR43UQ42UQ2.3-W1
=V1AR43UQ42UQ2+.AR43UQ42UQ2/1.4

+.AR43UQ42UQ2.4-W1
=V1AR43UQ42UQ2+.AR43UQ42UQ2/1.5

+.AR43UQ42UQ2.5-W1
=V1AR43UQ42UQ2+.AR43UQ42UQ2/1.7

+.AR43UQ42UQ2.6-W1
=V1AR43UQ42UQ2+.AR43UQ42UQ2/1.9

1 3

			Date	12/14/2022	Volvo Trucks North America		Valiant TMS	CONNECTING MOD. FOR MPA MANIFOLD	Drawing name: =2V06&EFS_EL	= V1AR43UQ42KF1	
			Ed.	MKLEPADLO						+ V1AR43UQ42	
			Appr		P6700 Rear Wall - Cell 2V06				Document type: EFS	Project nr: 22-16148	Page 2
Modification	Date	Name	Original		Replacement of	Replaced by	Scale 1:1				1460

DI:16 DI 0 X1:4	V1AR43UQ42-BG01	Rear Wall Assembly LH
DI:17 DI 1 X1:2	V1AR43UQ42-BG02	Rear Wall Assembly RH
DI:18 DI 2 X2:4	DI:18	Spare
DI:19 DI 3 X2:2	DI:19	Spare
DI:20 DI 4 X3:4	DI:20	Spare
DI:21 DI 5 X3:2	DI:21	Spare
DI:22 DI 6 X4:4	DI:22	Spare
DI:23 DI 7 X4:2	DI:23	Spare
DI:24 DI 8 X5:4	DI:24	Spare
DI:25 DI 9 X5:2	DI:25	Spare
DI:26 DI 10 X6:4	DI:26	Spare
DI:27 DI 11 X6:2	DI:27	Spare
DI:28 DI 12 X7:4	DI:28	Spare
DI:29 DI 13 X7:2	DI:29	Spare
DI:30 DI 14 X8:4	DI:30	Spare
DI:31 DI 15 X8:2	DI:31	Spare

-KF1.12

FESTO

CPX-M-AB-8-M12X2-5POL

549335

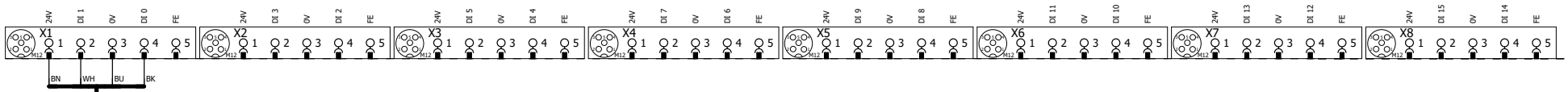

BN WH BU BK

-XG1/2

=V1AR43UQ42BG0/1.1

			Date	12/14/2022	Volvo Trucks North America		Valiant TMS	I/O MOD. DI16 (8 x M12) FOR MPA	Drawing name: =2V06&EFS_EL	= V1AR43UQ42KF1	
			Ed.	MKLEPADLO						+ V1AR43UQ42	
			Appr		P6700 Rear Wall - Cell 2V06				Document type: EFS	Project nr: 22-16148	Page 3
Modification	Date	Name	Original		Replacement of	Replaced by	Scale 1:1				1460

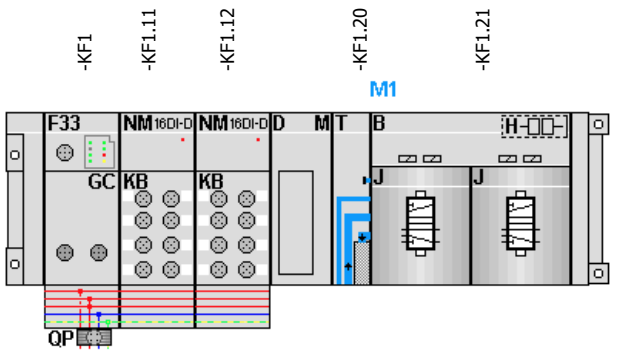

+.AR43UQ42-KF1.21
=V1AR43UQ42UQ1+.AR43UQ42UQ1/1.3
=V1AR43UQ42UQ2+.AR43UQ42UQ2/1.3

FESTO

=V1AR43UQ42UQ1+.AR43UQ42UQ1/1.4	DO:0 DO 0 1.1	-QN1.1_Q	Shot Pin 1 (RST)
=V1AR43UQ42UQ1+.AR43UQ42UQ1/1.4	DO:1 DO 1 1.2	-QN1.2_Q	Shot Pin 1 (SET)
=V1AR43UQ42UQ2+.AR43UQ42UQ2/1.4	DO:2 DO 2 2.1	-QN2.1_Q	Clamps 2 (RST)
=V1AR43UQ42UQ2+.AR43UQ42UQ2/1.4	DO:3 DO 3 2.2	-QN2.2_Q	Clamps 2 (SET)

			Date	12/14/2022	Volvo Trucks North America		Valiant TMS	CONNECTING MOD. FOR FESTO DQ	Drawing name: =2V06&EFS_EL	= V1AR43UQ42KF1
			Ed.	MKLEPADLO						+ V1AR43UQ42
			Appr		P6700 Rear Wall - Cell 2V06				Document type: EFS	Project nr: 22-16148
Modification	Date	Name	Original		Replacement of	Replaced by	Scale 1:1			Page 4 / 1460

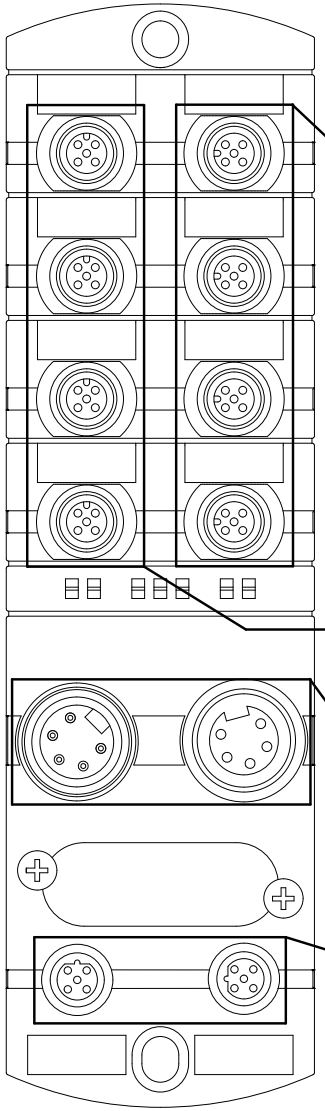

IO-Link (Class A / Class B)

Pin 1: +24 V US / 1 A
Pin 2: DI/DO UA
Pin 3: 0 V
Pin 4: IO-Link, DI
Pin 5: n.c. (Class A) / 0 V (Class B)

DIO

Pin 1: +24 V US / 0,2 A
Pin 2: DI/DO
Pin 3: 0 V
Pin 4: DI/DO
Pin 5: FE

POWER IN / POWER OUT

Pin 1: 0 V UA
Pin 2: 0 V US
Pin 3: FE
Pin 4: +24 V US / 9 A
Pin 5: +24 V UA / 9 A

Port1 / Port2

Pin 1: TD +
Pin 2: RD +
Pin 3: TD -
Pin 4: RD -
Pin 5: n.c.

Art.-Nr.	DIO	IO-Link Class A	IO-Link Class B
55130	X0 ... X7	-	-
55131	X0 ... X5	-	X6, X7
55132	X0 ... X3	X6,X7	X4, X5
55530	X0 ... X7	-	-
55531	X0 ... X5	-	X6, X7
55532	X0 ... X3	X6,X7	X4, X5

=V1AR43UQ42UQ1+.AR43UQ42UQ1/1

			Date	9/17/2022	Volvo Trucks North America		Valiant TMS	Safety sensors (on tool stand)	Drawing name: =2V06&EFS_EL	= V1AR43UQ42KF1
			Ed.	MKLEPADLO						+ V1AR43UQ42
			Appr		P6700 Rear Wall - Cell 2V06				Document type: EFS	Project nr: 22-16148
Modification	Date	Name	Original		Replacement of	Replaced by	Scale 1:1			Page 5 / 1460

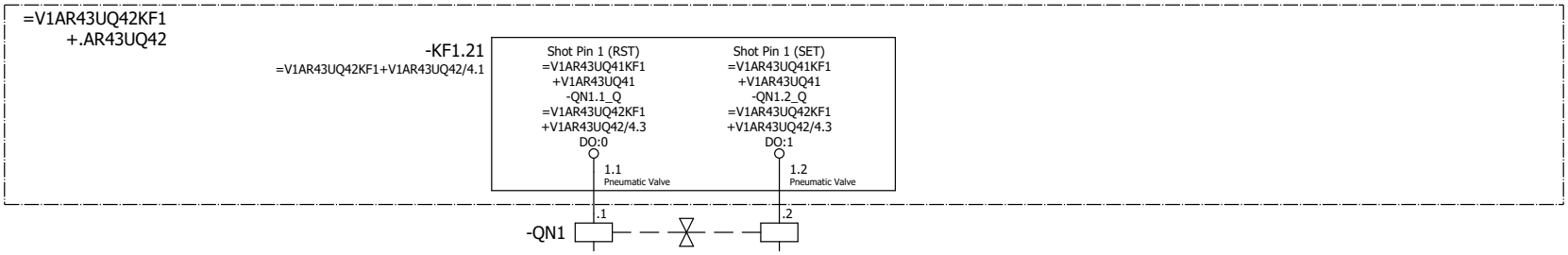

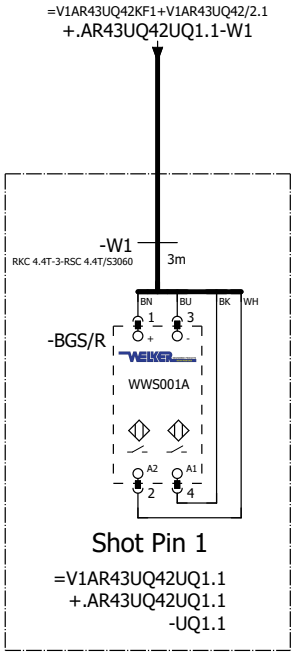

=V1AR43UQ42
-UQ1.1-BGS/R
Shot Pin 1

=V1AR43UQ42KF1+V1AR43UQ42/5

=V1AR43UQ42UQ2+.AR43UQ42UQ2/1

			Date	12/14/2022	Volvo Trucks North America	Valiant TMS	FESTO DQ CONNECTION QN1	Drawing name: =2V06&EFS_EL	= V1AR43UQ42UQ1	
			Ed.	MKLEPADLO					+ V1AR43UQ42UQ1	
			Appr		P6700 Rear Wall - Cell 2V06			Document type: EFS	Project nr: 22-16148	Page 1
Modification	Date	Name	Original		Replacement of	Replaced by	Scale 1:1			1460

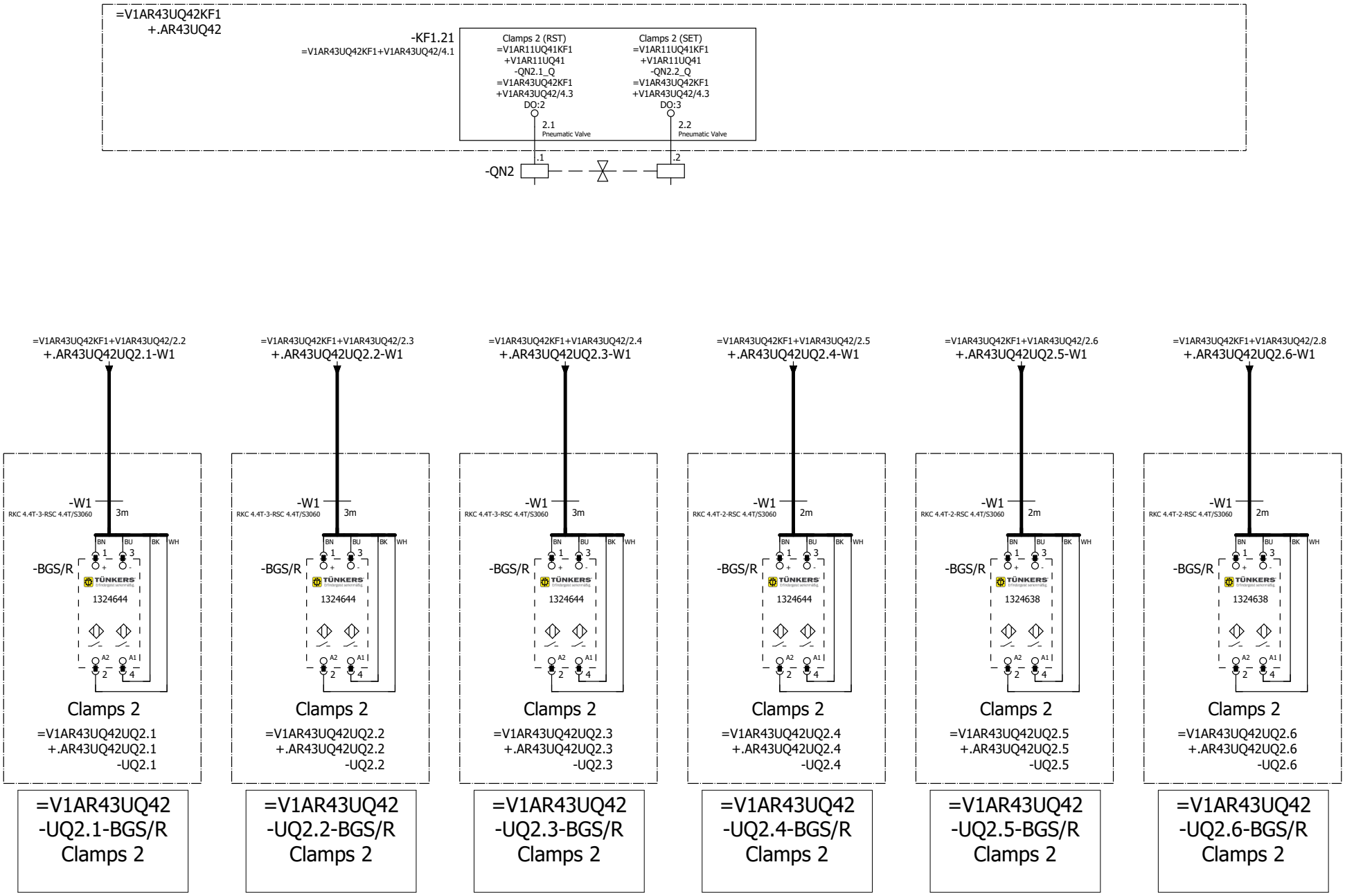

=V1AR43UQ42UQ1+.AR43UQ42UQ1/1

=V1AR43WC1+.AR43UC01/1

			Date	12/14/2022	Volvo Trucks North America	Valiant TMS	FESTO DQ CONNECTION QN2	Drawing name: =2V06&EFS_EL	= V1AR43UQ42UQ2
			Ed.	MKLEPADLO					+ V1AR43UQ42UQ2
			Appr		P6700 Rear Wall - Cell 2V06			Document type: EFS	Project nr: 22-16148
Modification	Date	Name	Original		Replacement of	Replaced by	Scale 1:1		Page 1 / 1460

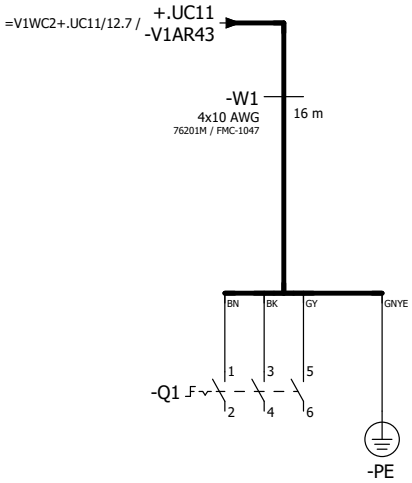

=V1AR43UQ42UQ2+.AR43UQ42UQ2/1

=V1AR43XQ11WC1+.AR43XQ11UC01/1

			Date	12/14/2022	Volvo Trucks North America		Valiant TMS	Incoming power	Drawing name: =2V06&EFS_EL	= V1AR43WC1
			Ed.	MKLEPADLO						+ V1AR43UC01
			Appr		P6700 Rear Wall - Cell 2V06				Document type: EFS	Project nr: 22-16148 Page 1
Modification	Date	Name	Original		Replacement of	Replaced by	Scale 1:1			1460

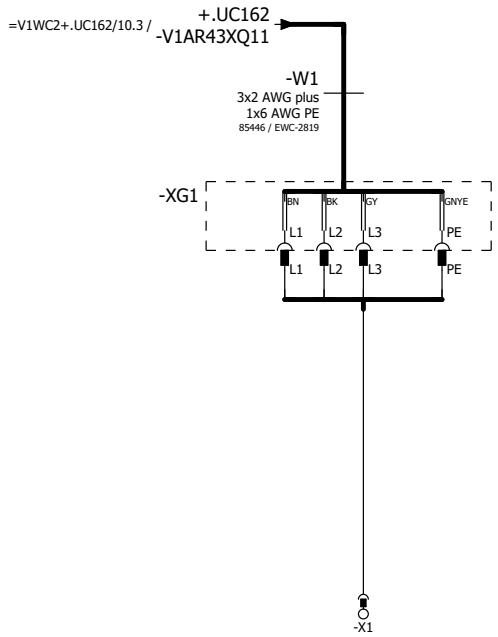

=V1AR43WC1+.AR43UC01/1

=V1AR201KF1+.AR201UC01/1

			Date	12/14/2022	Volvo Trucks North America		Valiant TMS	Incoming power	Drawing name: =2V06&EFS_EL	= V1AR43XQ11WC1
			Ed.	MKLEPADLO						+ V1AR43XQ11UC01
			Appr		P6700 Rear Wall - Cell 2V06				Document type: EFS	Project nr: 22-16148
Modification	Date	Name	Original		Replacement of	Replaced by	Scale 1:1			Page 1 / 1460

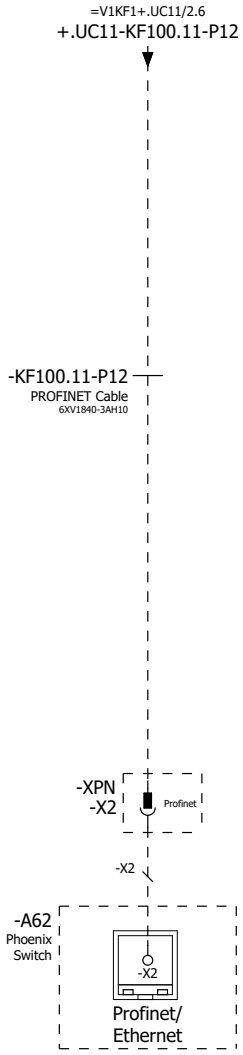

=V1AR43XQ11WC1+.AR43XQ11UC01/1

=V1AR201UQ41BG0+.AR201UQ41/1

			Date	12/14/2022	Volvo Trucks North America		Valiant TMS	Incoming Profinet	Drawing name: =2V06&EFS_EL	= V1AR201KF1
			Ed.	MKLEPADLO						+ V1AR201UC01
			Appr		P6700 Rear Wall - Cell 2V06				Document type: EFS	Project nr: 22-16148
Modification	Date	Name	Original		Replacement of	Replaced by	Scale 1:1			Page 1 / 1460

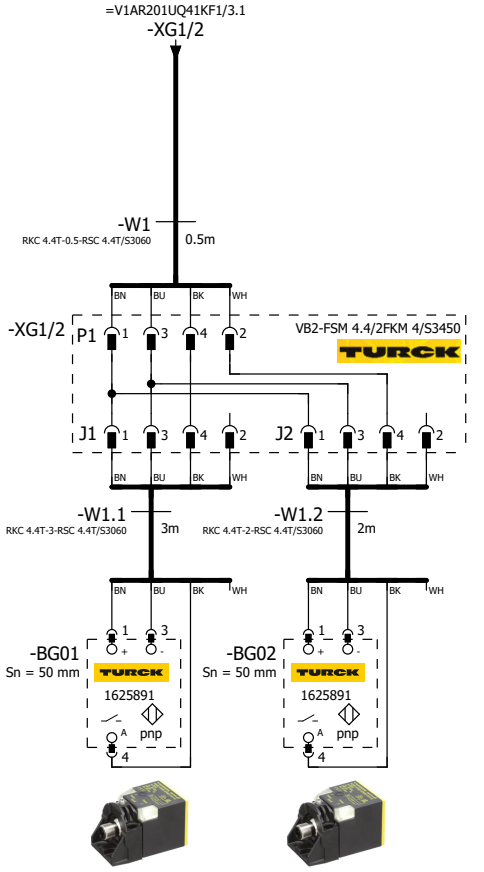

=V1AR201UQ41 -BG01 Rear Wall Assembly LH	=V1AR201UQ41 -BG02 Rear Wall Assembly RH

=V1AR201KF1+.AR201UC01/1

=V1AR201UQ41KF1/1

			Date	12/14/2022	Volvo Trucks North America		Valiant TMS	SENSORS	Drawing name: =2V06&EFS_EL	= V1AR201UQ41BG0	
			Ed.	MKLEPADLO						+ V1AR201UQ41	
			Appr		P6700 Rear Wall - Cell 2V06		Scale 1:1		Document type: EFS	Project nr: 22-16148	Page 1
Modification	Date	Name	Original		Replacement of	Replaced by					1460

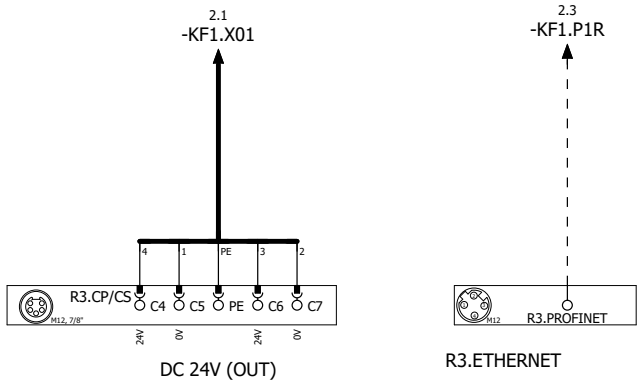

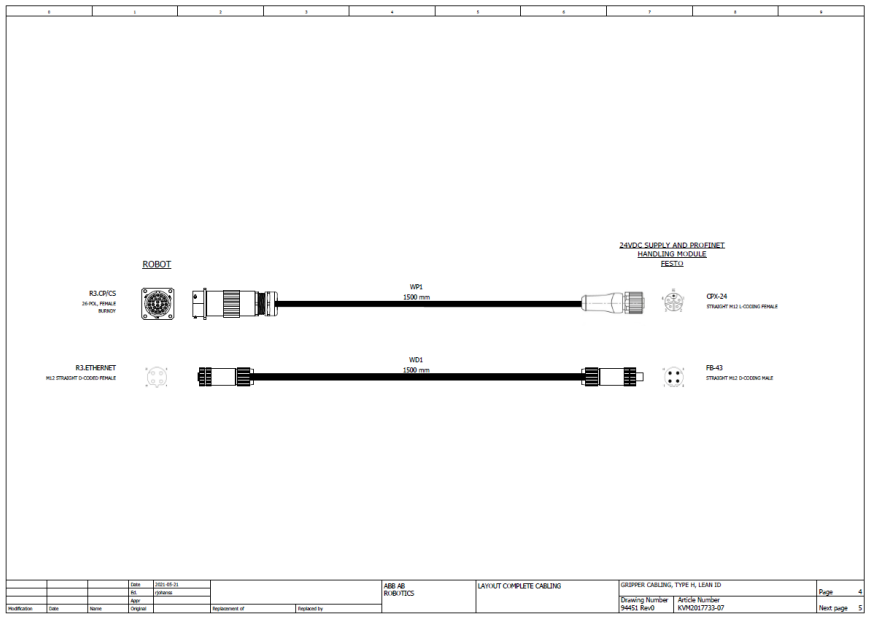

=V1AR201UQ41BG0/1

2

			Date	12/14/2022	Volvo Trucks North America	Valiant TMS	24VDC SUPPLY AND PROFINET HANDLING MODULE	Drawing name: =2V06&EFS_EL	= V1AR201UQ41KF1	
			Ed.	MKLEPADLO					+ V1AR201UQ41	
			Appr		P6700 Rear Wall - Cell 2V06			Document type: EFS	Project nr: 22-16148	Page 1
Modification	Date	Name	Original		Replacement of / Replaced by	Scale 1:1				1460

1.3 / -KF1.X01

-W1
RSM RKM 56-2M/S3059
2m

1.5 / -KF1.P1R

-WF1
PROFINET Cable
6XV1840-3AH10

-KF1

X20 7/8" 1 2 PE 3 4 5
0V_VAL / OUT
0V_EL / SEN
FE
24V_EL / SEN
24V_VAL / OUT

-TP1 M12
-TP2 M12

ON
OFF
1 2 1 2

FESTO
Bus node + Interlinking block
548755 + 550208

-KF1.11

FESTO
CPX-M-AB-8-M12X2-5POL
549335

DI:0	DI 0 X1:4	V1AR201UQ41UQ1.1-BGS	Vacuum Cups (SET)
DI:1	DI 1 X1:2	DI:1	Spare
DI:2	DI 2 X2:4	V1AR201UQ41UQ2.1-BGR	Clamps (RESET)
DI:3	DI 3 X2:2	V1AR201UQ41UQ2.1-BGS	Clamps (SET)
DI:4	DI 4 X3:4	V1AR201UQ41UQ2.2-BGR	Clamps (RESET)
DI:5	DI 5 X3:2	V1AR201UQ41UQ2.2-BGS	Clamps (SET)
DI:6	DI 6 X4:4	V1AR201UQ41UQ2.3-BGR	Clamps (RESET)
DI:7	DI 7 X4:2	V1AR201UQ41UQ2.3-BGS	Clamps (SET)
DI:8	DI 8 X5:4	V1AR201UQ41UQ2.4-BGR	Clamps (RESET)
DI:9	DI 9 X5:2	V1AR201UQ41UQ2.4-BGS	Clamps (SET)
DI:10	DI 10 X6:4	DI:10	Spare
DI:11	DI 11 X6:2	DI:11	Spare
DI:12	DI 12 X7:4	DI:12	Spare
DI:13	DI 13 X7:2	DI:13	Spare
DI:14	DI 14 X8:4	DI:14	Spare
DI:15	DI 15 X8:2	DI:15	Spare

X1 M12 24V DI 1 0V DI 0 FE 1 2 3 4 5
X2 M12 24V DI 3 0V DI 2 FE 1 2 3 4 5
X3 M12 24V DI 5 0V DI 4 FE 1 2 3 4 5
X4 M12 24V DI 7 0V DI 6 FE 1 2 3 4 5
X5 M12 24V DI 9 0V DI 8 FE 1 2 3 4 5
X6 M12 24V DI 11 0V DI 10 FE 1 2 3 4 5
X7 M12 24V DI 13 0V DI 12 FE 1 2 3 4 5
X8 M12 24V DI 15 0V DI 14 FE 1 2 3 4 5

BN WH BU BK

+.AR201UQ41UQ1.1-W1
=V1AR201UQ41UQ1+.AR201UQ41UQ1/1.1

+.AR201UQ41UQ2.1-W1
=V1AR201UQ41UQ2+.AR201UQ41UQ2/1.1

+.AR201UQ41UQ2.2-W1
=V1AR201UQ41UQ2+.AR201UQ41UQ2/1.2

+.AR201UQ41UQ2.3-W1
=V1AR201UQ41UQ2+.AR201UQ41UQ2/1.4

+.AR201UQ41UQ2.4-W1
=V1AR201UQ41UQ2+.AR201UQ41UQ2/1.5

1 3

			Date	12/14/2022	Volvo Trucks North America	Valiant TMS	CONNECTING MOD. FOR MPA MANIFOLD	Drawing name: =2V06&EFS_EL	= V1AR201UQ41KF1
			Ed.	MKLEPADLO					+ V1AR201UQ41
			Appr		P6700 Rear Wall - Cell 2V06			Document type: EFS	Project nr: 22-16148
Modification	Date	Name	Original		Replacement of	Replaced by	Scale 1:1		Page 2 / 1460

-KF1.12

FESTO
CPX-M-AB-8-M12X2-5POL
549335

DI:16	DI 0 X1:4	V1AR201UQ41-BG01	Rear Wall Assembly LH
DI:17	DI 1 X1:2	V1AR201UQ41-BG02	Rear Wall Assembly RH
DI:18	DI 2 X2:4	DI:18	Spare
DI:19	DI 3 X2:2	DI:19	Spare
DI:20	DI 4 X3:4	DI:20	Spare
DI:21	DI 5 X3:2	DI:21	Spare
DI:22	DI 6 X4:4	DI:22	Spare
DI:23	DI 7 X4:2	DI:23	Spare
DI:24	DI 8 X5:4	DI:24	Spare
DI:25	DI 9 X5:2	DI:25	Spare
DI:26	DI 10 X6:4	DI:26	Spare
DI:27	DI 11 X6:2	DI:27	Spare
DI:28	DI 12 X7:4	DI:28	Spare
DI:29	DI 13 X7:2	DI:29	Spare
DI:30	DI 14 X8:4	DI:30	Spare
DI:31	DI 15 X8:2	DI:31	Spare

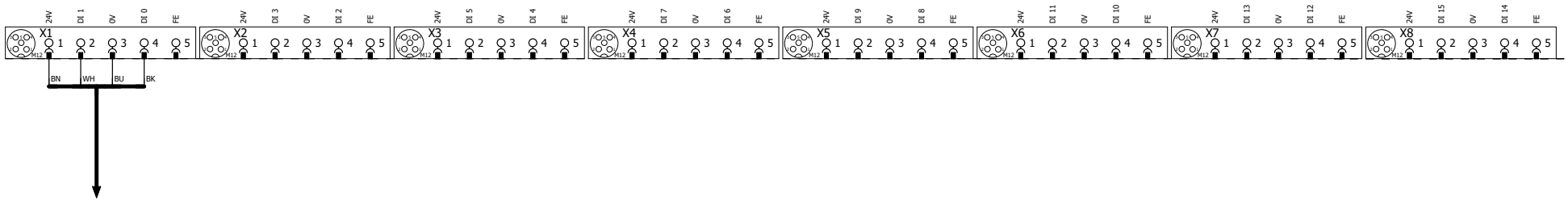

-XG1/2
=V1AR201UQ41BG0/1.1

2 4

			Date	12/14/2022	Volvo Trucks North America	Valiant TMS	I/O MOD. DI16 (8 x M12) FOR MPA	Drawing name: =2V06&EFS_EL	= V1AR201UQ41KF1	
			Ed.	MKLEPADLO					+ V1AR201UQ41	
			Appr		P6700 Rear Wall - Cell 2V06			Document type: EFS	Project nr: 22-16148	Page 3
Modification	Date	Name	Original		Replacement of / Replaced by	Scale 1:1				1460

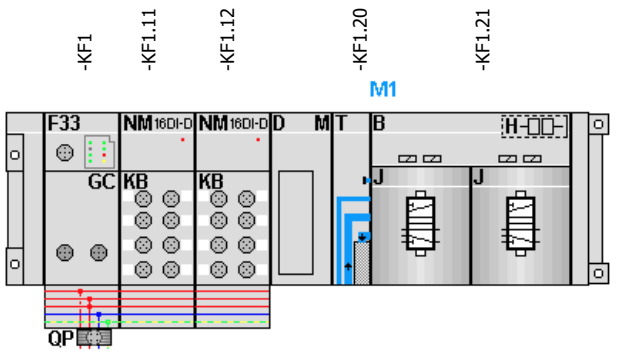

-KF1.21
=V1AR201UQ41UQ1+.AR201UQ41UQ1/1.3
=V1AR201UQ41UQ2+.AR201UQ41UQ2/1.3

FESTO

=V1AR201UQ41UQ1+.AR201UQ41UQ1/1.4	DO:0 DO 0 1.1	-QN1.1_Q	Vacuum Cups (RST)
=V1AR201UQ41UQ1+.AR201UQ41UQ1/1.4	DO:1 DO 1 1.2	-QN1.2_Q	Spare (SET)
=V1AR201UQ41UQ2+.AR201UQ41UQ2/1.4	DO:2 DO 2 2.1	-QN2.1_Q	Clamps (RST)
=V1AR201UQ41UQ2+.AR201UQ41UQ2/1.4	DO:3 DO 3 2.2	-QN2.2_Q	Clamps (SET)

3 5

			Date	12/14/2022	Volvo Trucks North America		Valiant TMS	CONNECTING MOD. FOR FESTO DQ	Drawing name: =2V06&EFS_EL	= V1AR201UQ41KF1
			Ed.	MKLEPADLO						+ V1AR201UQ41
			Appr		P6700 Rear Wall - Cell 2V06		Scale 1:1		Document type: EFS	Project nr: 22-16148
Modification	Date	Name	Original		Replacement of	Replaced by				Page 4 / 1460

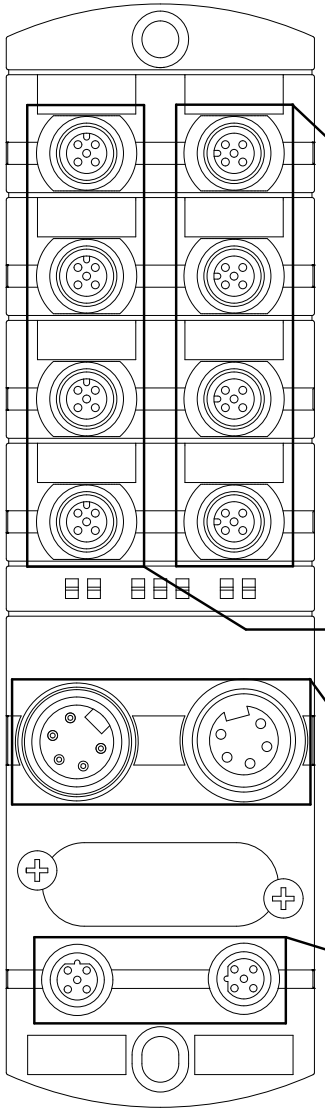

IO-Link (Class A / Class B)

Pin 1: +24 V US / 1 A
Pin 2: DI/DO UA
Pin 3: 0 V
Pin 4: IO-Link, DI
Pin 5: n.c. (Class A) / 0 V (Class B)

DIO

Pin 1: +24 V US / 0,2 A
Pin 2: DI/DO
Pin 3: 0 V
Pin 4: DI/DO
Pin 5: FE

POWER IN / POWER OUT

Pin 1: 0 V UA
Pin 2: 0 V US
Pin 3: FE
Pin 4: +24 V US / 9 A
Pin 5: +24 V UA / 9 A

Port1 / Port2

Pin 1: TD +
Pin 2: RD +
Pin 3: TD -
Pin 4: RD -
Pin 5: n.c.

Art.-Nr.	DIO	IO-Link Class A	IO-Link Class B
55130	X0 ... X7	-	-
55131	X0 ... X5	-	X6, X7
55132	X0 ... X3	X6,X7	X4, X5
55530	X0 ... X7	-	-
55531	X0 ... X5	-	X6, X7
55532	X0 ... X3	X6,X7	X4, X5

=V1AR201UQ41UQ1+.AR201UQ41UQ1/1

			Date	9/17/2022	Volvo Trucks North America		Valiant TMS	Safety sensors (on tool stand)	Drawing name: =2V06&EFS_EL	= V1AR201UQ41KF1
			Ed.	MKLEPADLO						+ V1AR201UQ41
			Appr		P6700 Rear Wall - Cell 2V06				Document type: EFS	Project nr: 22-16148
Modification	Date	Name	Original		Replacement of	Replaced by	Scale 1:1			Page 5 / 1460

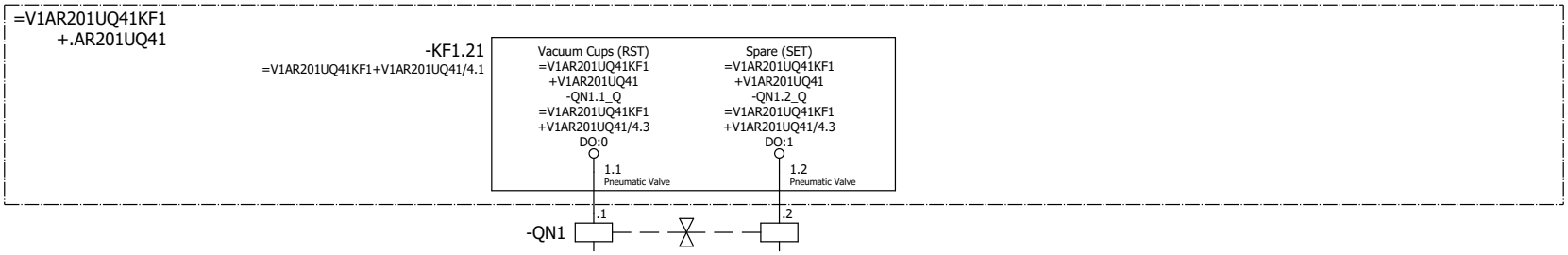

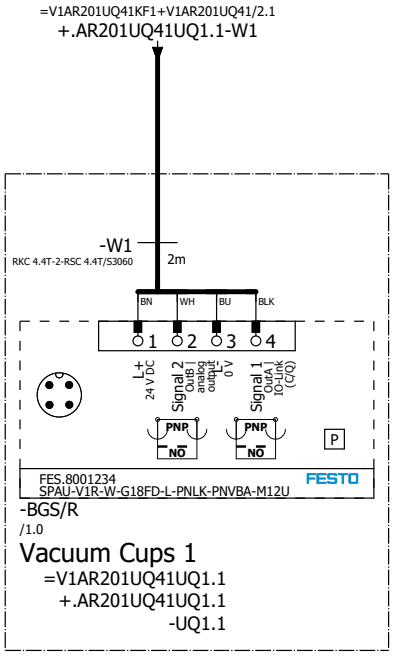

=V1AR201UQ41
-UQ1.1-BGS/R
Vacuum Cups 1

=V1AR201UQ41KF1+V1AR201UQ41/5

=V1AR201UQ41UQ2+.AR201UQ41UQ2/1

			Date	12/14/2022	Volvo Trucks North America	Valiant TMS	FESTO DQ CONNECTION QN1	Drawing name: =2V06&EFS_EL	= V1AR201UQ41UQ1	
			Ed.	MKLEPADLO					+ V1AR201UQ41UQ1	
			Appr		P6700 Rear Wall - Cell 2V06			Document type: EFS	Project nr: 22-16148	Page 1
Modification	Date	Name	Original		Replacement of	Replaced by	Scale 1:1			1460

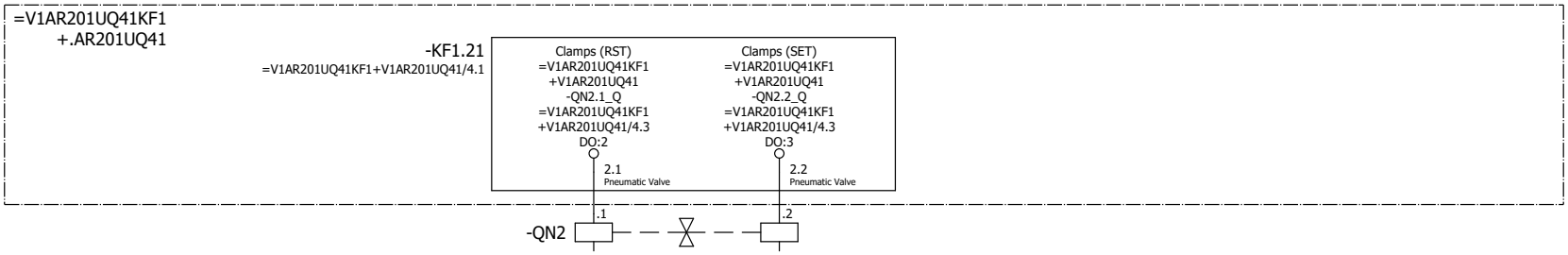

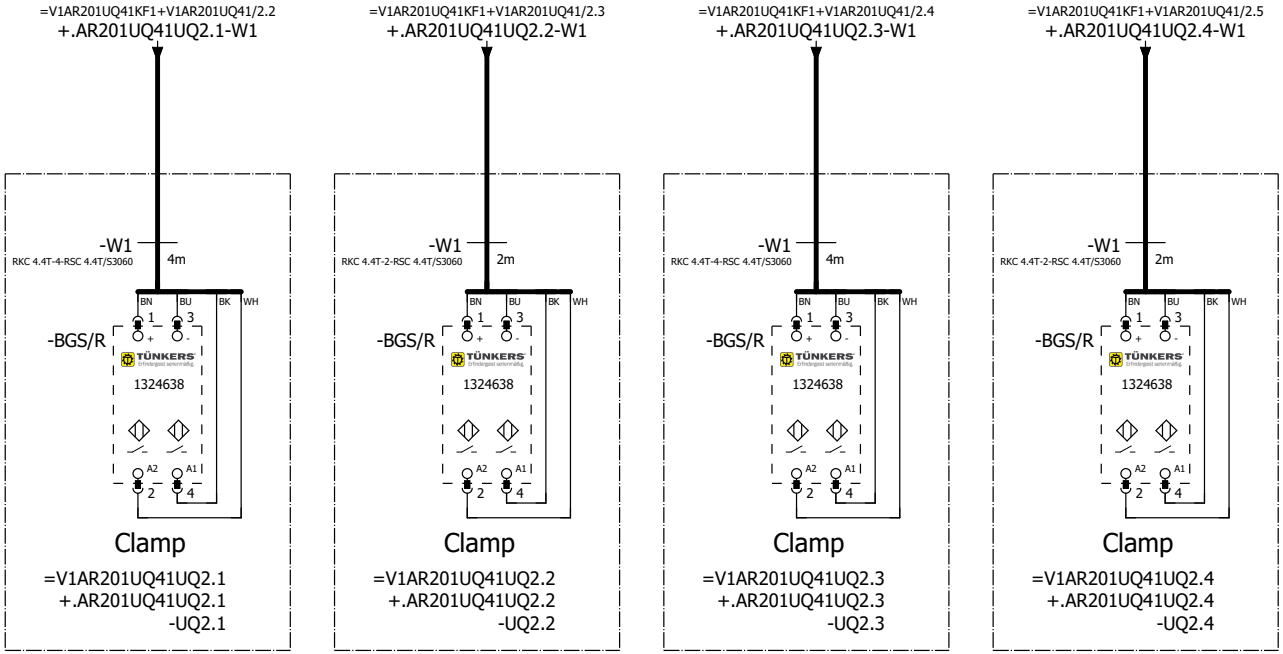

=V1AR201UQ41
-UQ2.1-BGS/R
Clamp

=V1AR201UQ41
-UQ2.2-BGS/R
Clamp

=V1AR201UQ41
-UQ2.3-BGS/R
Clamp

=V1AR201UQ41
-UQ2.4-BGS/R
Clamp

=V1AR201UQ41UQ1+.AR201UQ41UQ1/1

=V1AR201UQ42BG0+.AR201UQ42/1

			Date	12/14/2022	Volvo Trucks North America		Valiant TMS	FESTO DQ CONNECTION QN3	Drawing name: =2V06&EFS_EL	= V1AR201UQ41UQ2
			Ed.	MKLEPADLO						+ V1AR201UQ41UQ2
			Appr		P6700 Rear Wall - Cell 2V06				Document type: EFS	Project nr: 22-16148
Modification	Date	Name	Original		Replacement of	Replaced by	Scale 1:1			Page 1 / 1460

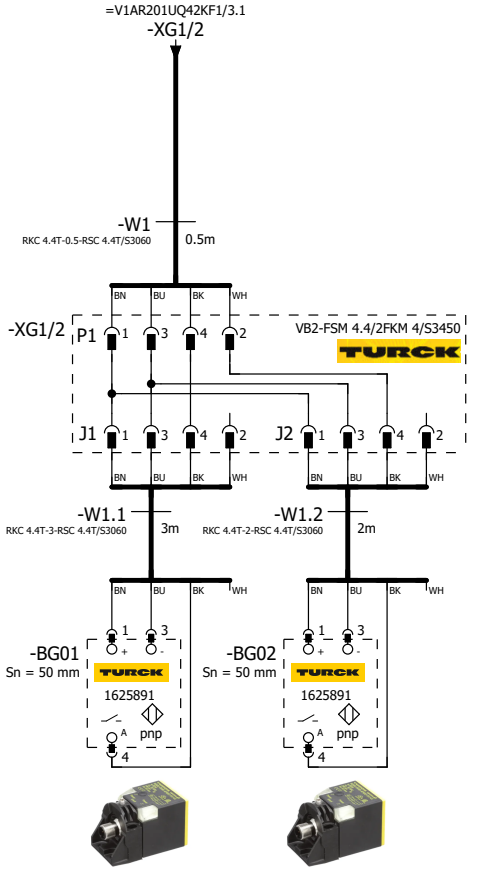

=V1AR201UQ42 -BG01 Rear Wall Assembly LH	=V1AR201UQ42 -BG02 Rear Wall Assembly RH

=V1AR201UQ41UQ2+.AR201UQ41UQ2/1

=V1AR201UQ42KF1/1

			Date	12/14/2022	Volvo Trucks North America	Valiant TMS	SENSORS	Drawing name: =2V06&EFS_EL	= V1AR201UQ42BG0	
			Ed.	MKLEPADLO					+ V1AR201UQ42	
			Appr		P6700 Rear Wall - Cell 2V06			Document type: EFS	Project nr: 22-16148	Page 1
Modification	Date	Name	Original		Replacement of / Replaced by	Scale 1:1				1460

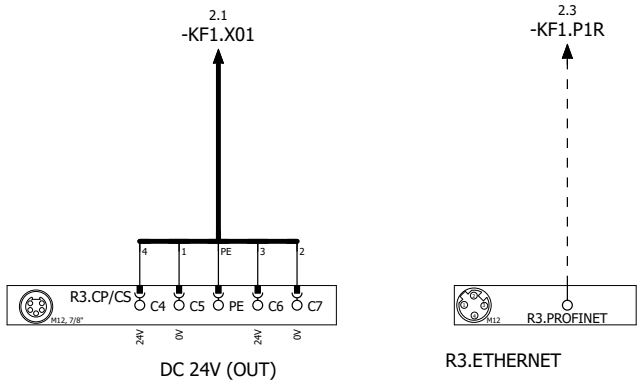

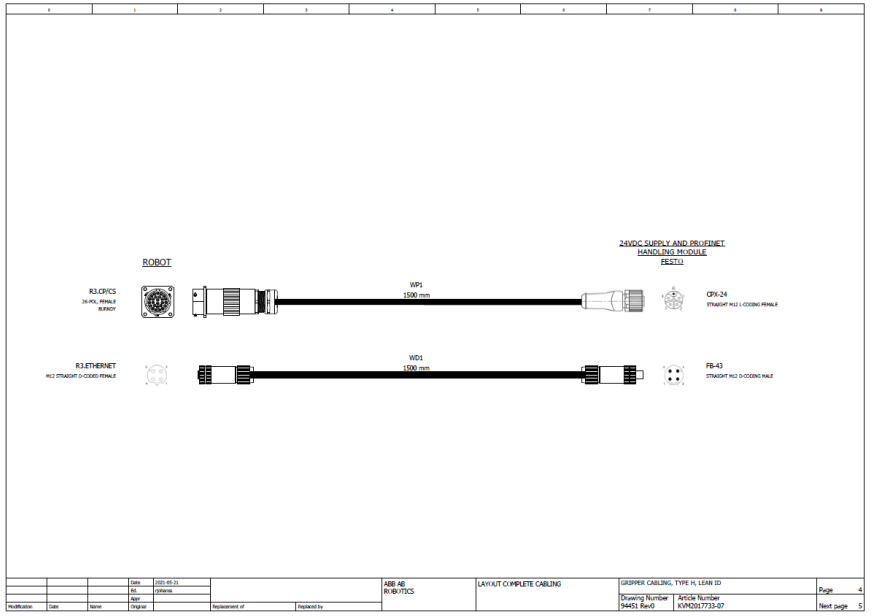

=V1AR201UQ42BG0/1

2

			Date	12/14/2022	Volvo Trucks North America	Valiant TMS	24VDC SUPPLY AND PROFINET HANDLING MODULE	Drawing name: =2V06&EFS_EL	= V1AR201UQ42KF1	
			Ed.	MKLEPADLO					+ V1AR201UQ42	
			Appr		P6700 Rear Wall - Cell 2V06			Document type: EFS	Project nr: 22-16148	Page 1
Modification	Date	Name	Original		Replacement of	Replaced by	Scale 1:1			1460

1.3 / -KF1.X01

-W1
RSM RKM 56-2M/S3059
2m

1.5 / -KF1.P1R

-WF1
PROFINET Cable
6XV1840-3AH10

-KF1

X20 7/8" 1 2 PE 3 4 5
0V_VAL / OUT
0V_EL / SEN
FE
24V_EL / SEN
24V_VAL / OUT

-TP1 -TP2

ON
OFF
1 2 1 2

FESTO
Bus node + Interlinking block
548755 + 550208

-KF1.11

FESTO
CPX-M-AB-8-M12X2-5POL
549335

DI:0	DI 0 X1:4	V1AR201UQ42UQ1.1-BGS	Vacuum Cups (SET)
DI:1	DI 1 X1:2	DI:1	Spare
DI:2	DI 2 X2:4	V1AR201UQ42UQ2.1-BGR	Clamps (RESET)
DI:3	DI 3 X2:2	V1AR201UQ42UQ2.1-BGS	Clamps (SET)
DI:4	DI 4 X3:4	V1AR201UQ42UQ2.2-BGR	Clamps (RESET)
DI:5	DI 5 X3:2	V1AR201UQ42UQ2.2-BGS	Clamps (SET)
DI:6	DI 6 X4:4	V1AR201UQ42UQ2.3-BGR	Clamps (RESET)
DI:7	DI 7 X4:2	V1AR201UQ42UQ2.3-BGS	Clamps (SET)
DI:8	DI 8 X5:4	V1AR201UQ42UQ2.4-BGR	Clamps (RESET)
DI:9	DI 9 X5:2	V1AR201UQ42UQ2.4-BGS	Clamps (SET)
DI:10	DI 10 X6:4	DI:10	Spare
DI:11	DI 11 X6:2	DI:11	Spare
DI:12	DI 12 X7:4	DI:12	Spare
DI:13	DI 13 X7:2	DI:13	Spare
DI:14	DI 14 X8:4	DI:14	Spare
DI:15	DI 15 X8:2	DI:15	Spare

X1 X2 X3 X4 X5 X6 X7 X8 M12
24V DI 1 0V DI 0 FE
24V DI 3 0V DI 2 FE
24V DI 5 0V DI 4 FE
24V DI 7 0V DI 6 FE
24V DI 9 0V DI 8 FE
24V DI 11 0V DI 10 FE
24V DI 13 0V DI 12 FE
24V DI 15 0V DI 14 FE
1 2 3 4 5
BN WH BU BK

+.AR201UQ42UQ1.1-W1
=V1AR201UQ42UQ1+.AR201UQ42UQ1/1.1

+.AR201UQ42UQ2.1-W1
=V1AR201UQ42UQ2+.AR201UQ42UQ2/1.1

+.AR201UQ42UQ2.2-W1
=V1AR201UQ42UQ2+.AR201UQ42UQ2/1.2

+.AR201UQ42UQ2.3-W1
=V1AR201UQ42UQ2+.AR201UQ42UQ2/1.4

+.AR201UQ42UQ2.4-W1
=V1AR201UQ42UQ2+.AR201UQ42UQ2/1.5

			Date	12/14/2022	Volvo Trucks North America		Valiant TMS	CONNECTING MOD. FOR MPA MANIFOLD	Drawing name: =2V06&EFS_EL	= V1AR201UQ42KF1	
			Ed.	MKLEPADLO						+ V1AR201UQ42	
			Appr		P6700 Rear Wall - Cell 2V06				Document type: EFS	Project nr: 22-16148	Page 2
Modification	Date	Name	Original		Replacement of	Replaced by	Scale 1:1				1460



			Date	12/14/2022	Volvo Trucks North America	Valiant TMS	I/O MOD. DI16 (8 x M12) FOR MPA	Drawing name: =2V06&EFS_EL	= V1AR201UQ42KF1 + V1AR201UQ42
			Ed.	MKLEPADLO	P6700 Rear Wall - Cell 2V06				
			Appr					Document type: EFS	Project nr: 22-16148
Modification	Date	Name	Original		Replacement of / Replaced by	Scale 1:1			Page 3 / 1460

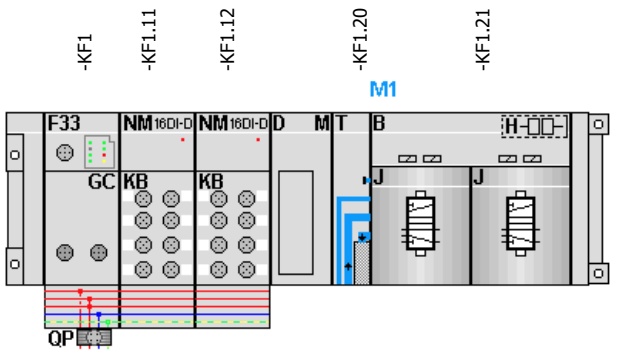

-KF1.21
=V1AR201UQ42UQ1+.AR201UQ42UQ1/1.3
=V1AR201UQ42UQ2+.AR201UQ42UQ2/1.3

FESTO

=V1AR201UQ42UQ1+.AR201UQ42UQ1/1.4	DO:0 DO 0 1.1	-QN1.1_Q	Vacumm Cups (RST)
=V1AR201UQ42UQ1+.AR201UQ42UQ1/1.4	DO:1 DO 1 1.2	-QN1.2_Q	Spare (SET)
=V1AR201UQ42UQ2+.AR201UQ42UQ2/1.4	DO:2 DO 2 2.1	-QN2.1_Q	Clamps (RST)
=V1AR201UQ42UQ2+.AR201UQ42UQ2/1.4	DO:3 DO 3 2.2	-QN2.2_Q	Clamps 2 (SET)

3 5

			Date	12/14/2022	Volvo Trucks North America		Valiant TMS	CONNECTING MOD. FOR FESTO DQ	Drawing name: =2V06&EFS_EL	= V1AR201UQ42KF1
			Ed.	MKLEPADLO						+ V1AR201UQ42
			Appr		P6700 Rear Wall - Cell 2V06		Scale 1:1		Document type: EFS	Project nr: 22-16148
Modification	Date	Name	Original		Replacement of	Replaced by				Page 4 / 1460

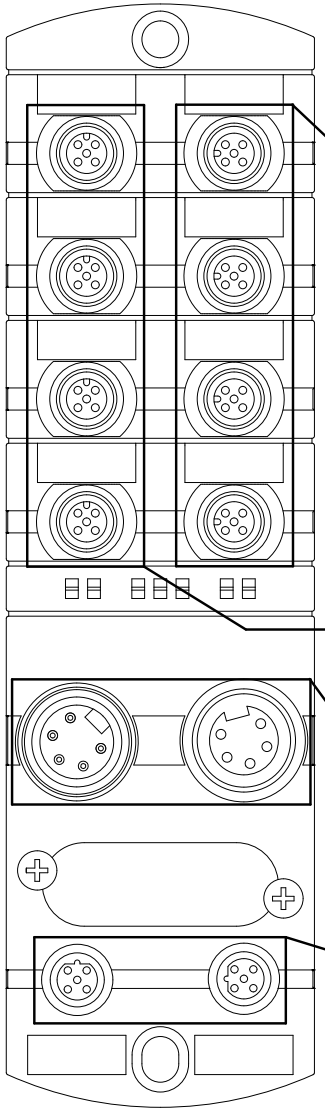

IO-Link (Class A / Class B)

Pin 1: +24 V US / 1 A
Pin 2: DI/DO UA
Pin 3: 0 V
Pin 4: IO-Link, DI
Pin 5: n.c. (Class A) / 0 V (Class B)

DIO

Pin 1: +24 V US / 0,2 A
Pin 2: DI/DO
Pin 3: 0 V
Pin 4: DI/DO
Pin 5: FE

POWER IN / POWER OUT

Pin 1: 0 V UA
Pin 2: 0 V US
Pin 3: FE
Pin 4: +24 V US / 9 A
Pin 5: +24 V UA / 9 A

Port1 / Port2

Pin 1: TD +
Pin 2: RD +
Pin 3: TD -
Pin 4: RD -
Pin 5: n.c.

Art.-Nr.	DIO	IO-Link Class A	IO-Link Class B
55130	X0 ... X7	-	-
55131	X0 ... X5	-	X6, X7
55132	X0 ... X3	X6,X7	X4, X5
55530	X0 ... X7	-	-
55531	X0 ... X5	-	X6, X7
55532	X0 ... X3	X6,X7	X4, X5

=V1AR201UQ42UQ1+.AR201UQ42UQ1/1

			Date	9/17/2022	Volvo Trucks North America	Valiant TMS	Safety sensors (on tool stand)	Drawing name: =2V06&EFS_EL	= V1AR201UQ42KF1	
			Ed.	MKLEPADLO					+ V1AR201UQ42	
			Appr		P6700 Rear Wall - Cell 2V06			Document type: EFS	Project nr: 22-16148	Page 5
Modification	Date	Name	Original		Replacement of / Replaced by	Scale 1:1				1460

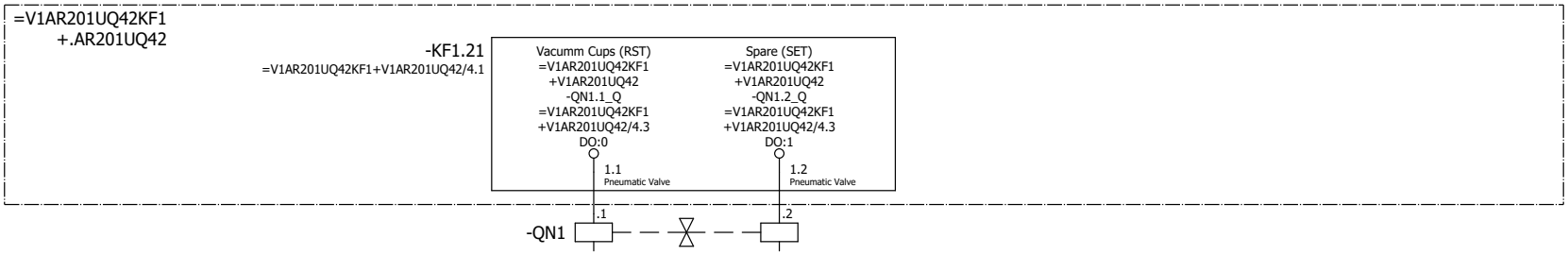

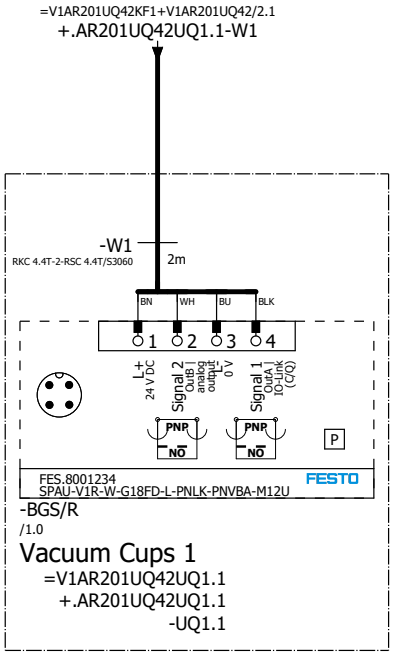

=V1AR201UQ42
-UQ1.1-BGS/R
Vacuum Cups 1

=V1AR201UQ42KF1+V1AR201UQ42/5

=V1AR201UQ42UQ2+.AR201UQ42UQ2/1

			Date	12/14/2022	Volvo Trucks North America		Valiant TMS	FESTO DQ CONNECTION QN1	Drawing name: =2V06&EFS_EL	= V1AR201UQ42UQ1	
			Ed.	MKLEPADLO						+ V1AR201UQ42UQ1	
			Appr		P6700 Rear Wall - Cell 2V06				Document type: EFS	Project nr: 22-16148	Page 1
Modification	Date	Name	Original		Replacement of	Replaced by	Scale 1:1				1460

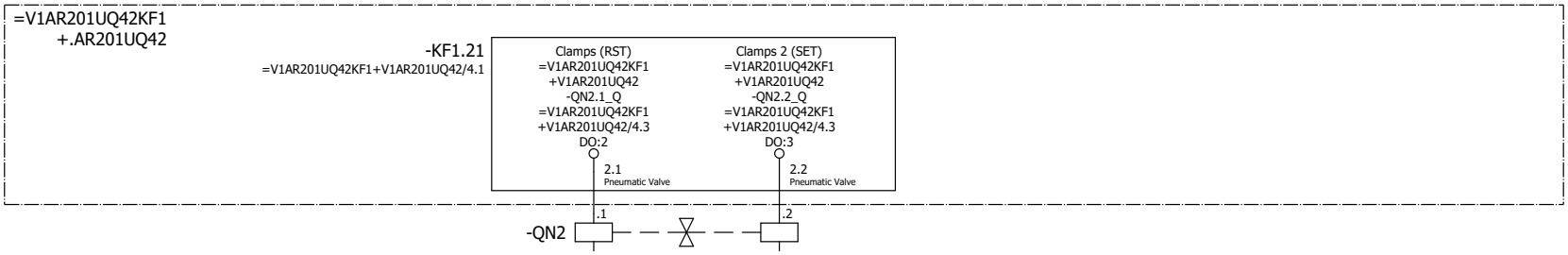

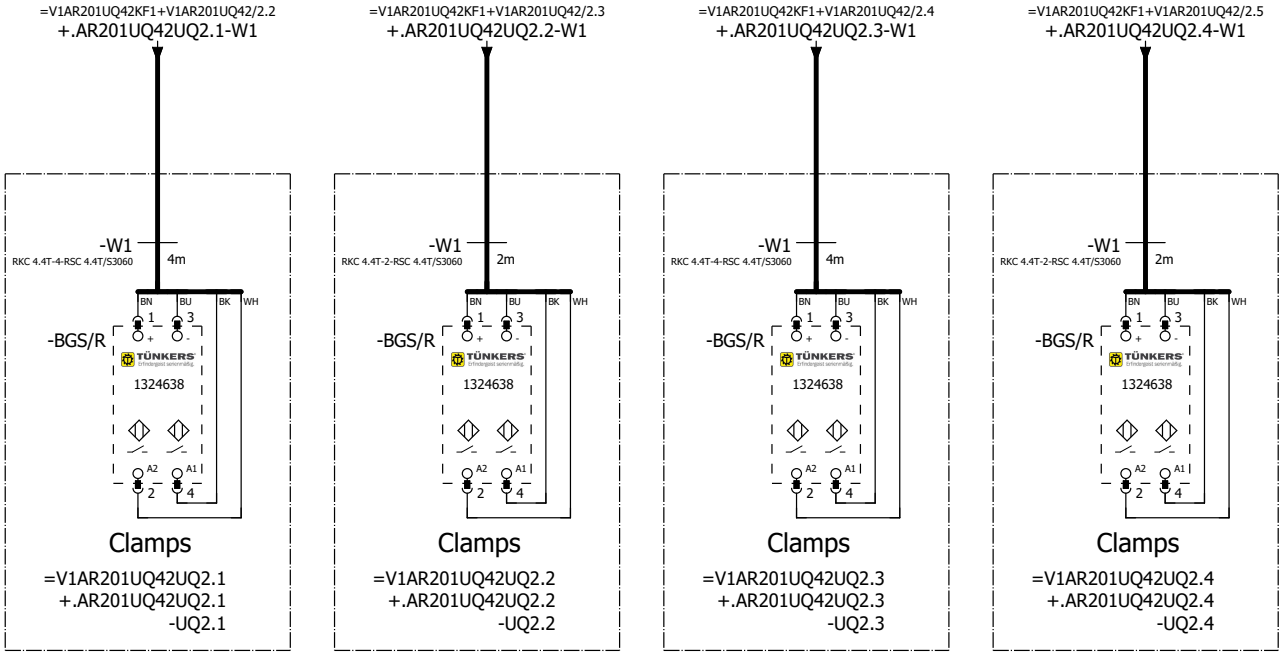

=V1AR201UQ42
-UQ2.1-BGS/R
Clamps

=V1AR201UQ42
-UQ2.2-BGS/R
Clamps

=V1AR201UQ42
-UQ2.3-BGS/R
Clamps

=V1AR201UQ42
-UQ2.4-BGS/R
Clamps

=V1AR201UQ42UQ1+.AR201UQ42UQ1/1

=V1AR201WC1+.AR201UC01/1

			Date	12/14/2022	Volvo Trucks North America		Valiant TMS	FESTO DQ CONNECTION QN2	Drawing name: =2V06&EFS_EL	= V1AR201UQ42UQ2
			Ed.	MKLEPADLO						+ V1AR201UQ42UQ2
			Appr		P6700 Rear Wall - Cell 2V06		Scale 1:1		Document type: EFS	Project nr: 22-16148
Modification	Date	Name	Original		Replacement of	Replaced by				Page 1 / 1460

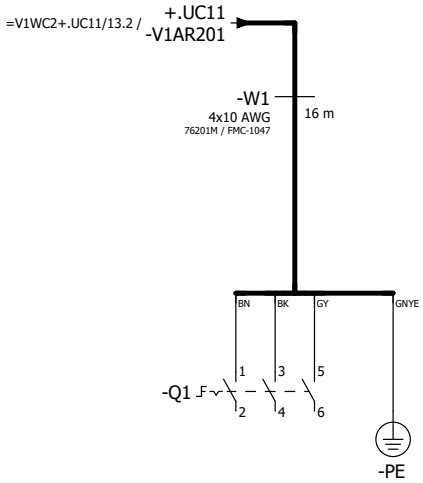

=V1AR201UQ42UQ2+.AR201UQ42UQ2/1

=V1AR201XQ11WC1+.AR201XQ11UC01/1

			Date	12/14/2022	Volvo Trucks North America		Valiant TMS	Incoming power	Drawing name: =2V06&EFS_EL	= V1AR201WC1
			Ed.	MKLEPADLO						+ V1AR201UC01
			Appr		P6700 Rear Wall - Cell 2V06				Document type: EFS	Project nr: 22-16148	Page 1
Modification	Date	Name	Original		Replacement of	Replaced by	Scale 1:1			1460

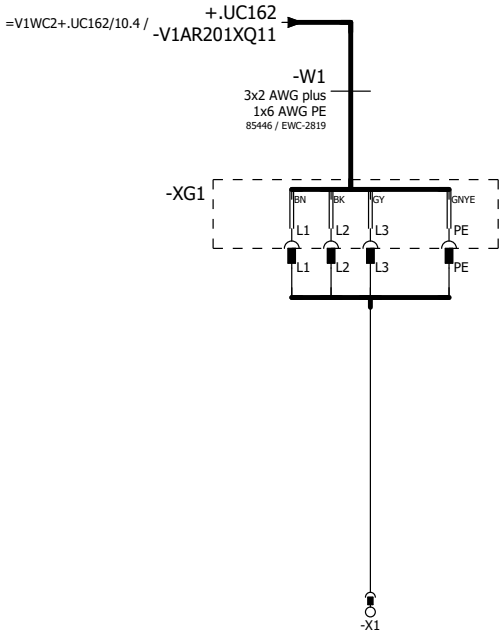

=V1AR201WC1+.AR201UC01/1

=V1AR201XQ41KF1+.AR201XQ41/1

			Date	12/14/2022	Volvo Trucks North America		Valiant TMS	Incoming power	Drawing name: =2V06&EFS_EL	= V1AR201XQ11WC1
			Ed.	MKLEPADLO						+ V1AR201XQ11UC01
			Appr		P6700 Rear Wall - Cell 2V06				Document type: EFS	Project nr: 22-16148
Modification	Date	Name	Original		Replacement of	Replaced by	Scale 1:1			Page 1 / 1460

=V1UQ53KF1+.UQ53/10.3 / W1

Robot Media Panel / -KF1

-W1
RSM RKM 56-35M/S3059
35m

-KF1
PROFINET Cable
6XV1840-3AH10

-KF1
/1.3

X20 M12, 7/8" 1 2 PE 4 5
0V_VAL / OUT
0V_EL / SEN
FE
24V_EL / SEN
24V_VAL / OUT

-TP1 M12
-TP2 M12

ON
OFF
1 2 1 2

FESTO
Bus node + Interlinking block
548755 + 550208

-KF1.11

FESTO
CPX-M-AB-8-M12X2-5POL
549335

DI:96	DI 0 X1:4	V1AR201XQ41UQ1.1-BGR	Cylinder (RESET)
DI:97	DI 1 X1:2	V1AR201XQ41UQ1.1-BGS	Cylinder (SET)
DI:98	DI 2 X2:4	DI:98	Spare
DI:99	DI 3 X2:2	DI:99	Spare
DI:100	DI 4 X3:4	DI:100	Spare
DI:101	DI 5 X3:2	DI:101	Spare
DI:102	DI 6 X4:4	DI:102	Spare
DI:103	DI 7 X4:2	DI:103	Spare
DI:104	DI 8 X5:4	DI:104	Spare
DI:105	DI 9 X5:2	DI:105	Spare
DI:106	DI 10 X6:4	DI:106	Spare
DI:107	DI 11 X6:2	DI:107	Spare
DI:108	DI 12 X7:4	DI:108	Spare
DI:109	DI 13 X7:2	DI:109	Spare
DI:110	DI 14 X8:4	DI:110	Spare
DI:111	DI 15 X8:2	DI:111	Spare

X1 M12 24V DI 1 0V DI 0 FE 1 2 3 4 5
X2 M12 24V DI 3 0V DI 2 FE 1 2 3 4 5
X3 M12 24V DI 5 0V DI 4 FE 1 2 3 4 5
X4 M12 24V DI 7 0V DI 6 FE 1 2 3 4 5
X5 M12 24V DI 9 0V DI 8 FE 1 2 3 4 5
X6 M12 24V DI 11 0V DI 10 FE 1 2 3 4 5
X7 M12 24V DI 13 0V DI 12 FE 1 2 3 4 5
X8 M12 24V DI 15 0V DI 14 FE 1 2 3 4 5

BN WH BU BK

+.AR201XQ41UQ1-XG1/2
=V1AR201XQ41UQ1+.AR201XQ41UQ1/1.1

=V1AR201XQ11WC1+.AR201XQ11UC01/1

2

			Date	12/14/2022	Volvo Trucks North America		Valiant TMS	CONNECTING MOD. FOR VTSA MANIFOLD	Drawing name: =2V06&EFS_EL	= V1AR201XQ41KF1	
			Ed.	MKLEPADLO						+ V1AR201XQ41	
			Appr		P6700 Rear Wall - Cell 2V06				Document type: EFS	Project nr: 22-16148	Page 1
Modification	Date	Name	Original		Replacement of	Replaced by	Scale 1:1				1460

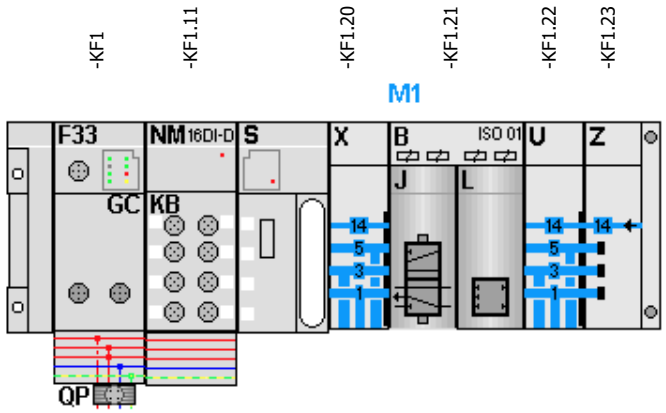

-KF1.21
=V1AR201XQ41UQ1+.AR201XQ41UQ1/1.3

FESTO

=V1AR201XQ41UQ1+.AR201XQ41UQ1/1.4	DO:36 DO 0 1.1	-QN1.1_Q	Cylinder (RST)
=V1AR201XQ41UQ1+.AR201XQ41UQ1/1.4	DO:37 DO 1 1.2	-QN1.2_Q	Cylinder (SET)
	DO:38 DO 2 2.1	-QN2.1_Q	Spare (RST)
	DO:39 DO 3 2.2	-QN2.2_Q	Spare (SET)

=V1AR201XQ41UQ1+.AR201XQ41UQ1/1

			Date	12/14/2022	Volvo Trucks North America	Valiant TMS	CONNECTING MOD. FOR FESTO DQ	Drawing name: =2V06&EFS_EL	= V1AR201XQ41KF1
			Ed.	MKLEPADLO					+ V1AR201XQ41
			Appr		P6700 Rear Wall - Cell 2V06	Scale 1:1		Document type: EFS	Project nr: 22-16148
Modification	Date	Name	Original		Replacement of / Replaced by				Page 2 / 1460

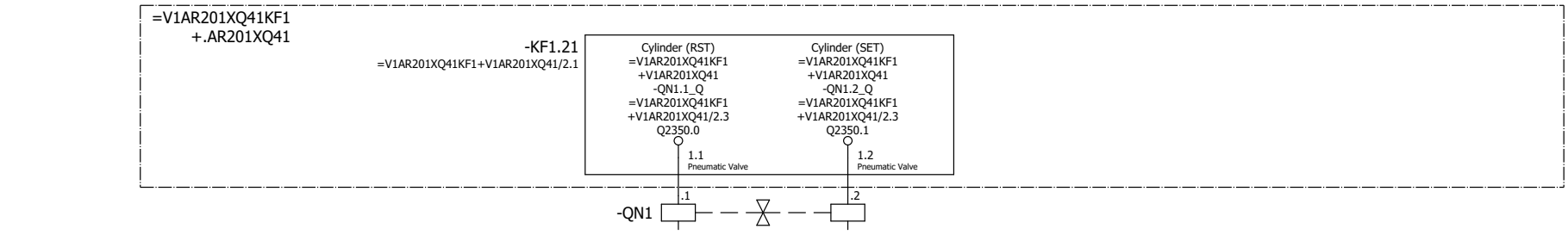

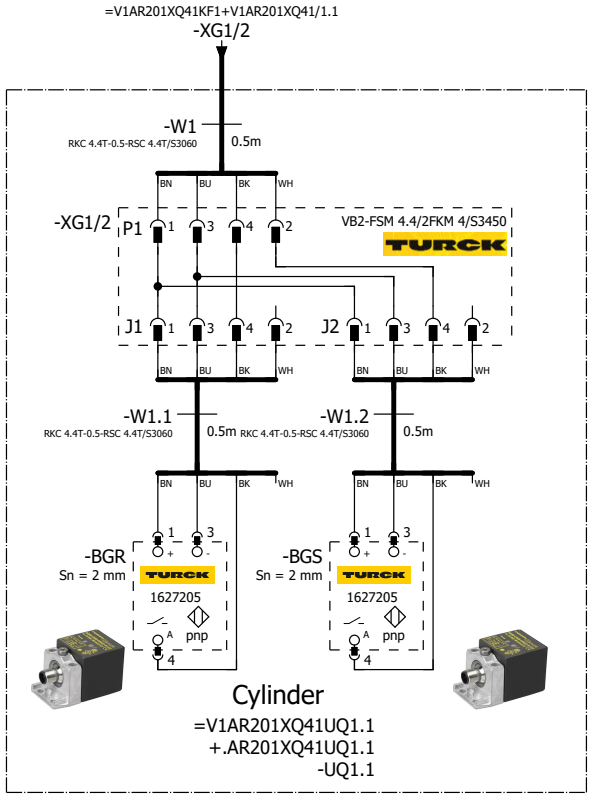

=V1AR201XQ41 -UQ1.1-BGR Cylinder	=V1AR201XQ41 -UQ1.1-BGS Cylinder

=V1AR201XQ41KF1+V1AR201XQ41/2

=V1AR201XQ41WC1+.AR201XQ41UC01/1

			Date	12/14/2022	Volvo Trucks North America		Valiant TMS	FESTO DQ CONNECTION QN1	Drawing name: =2V06&EFS_EL	= V1AR201XQ41UQ1
			Ed.	MKLEPADLO						+ V1AR201XQ41UQ1
			Appr		P6700 Rear Wall - Cell 2V06		Scale 1:1		Document type: EFS	Project nr: 22-16148
Modification	Date	Name	Original		Replacement of	Replaced by				Page 1 / 1460

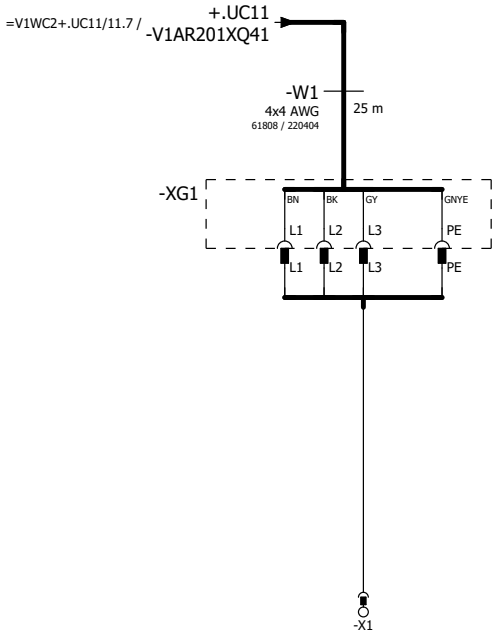

=V1AR201XQ41UQ1+.AR201XQ41UQ1/1

=V1FQ1+.FQ1/1

			Date	12/14/2022	Volvo Trucks North America		Valiant TMS	Incoming power	Drawing name: =2V06&EFS_EL	= V1AR201XQ41WC1
			Ed.	MKLEPADLO						+ V1AR201XQ41UC01
			Appr		P6700 Rear Wall - Cell 2V06				Document type: EFS	Project nr: 22-16148
Modification	Date	Name	Original		Replacement of	Replaced by	Scale 1:1			Page 1 / 1460

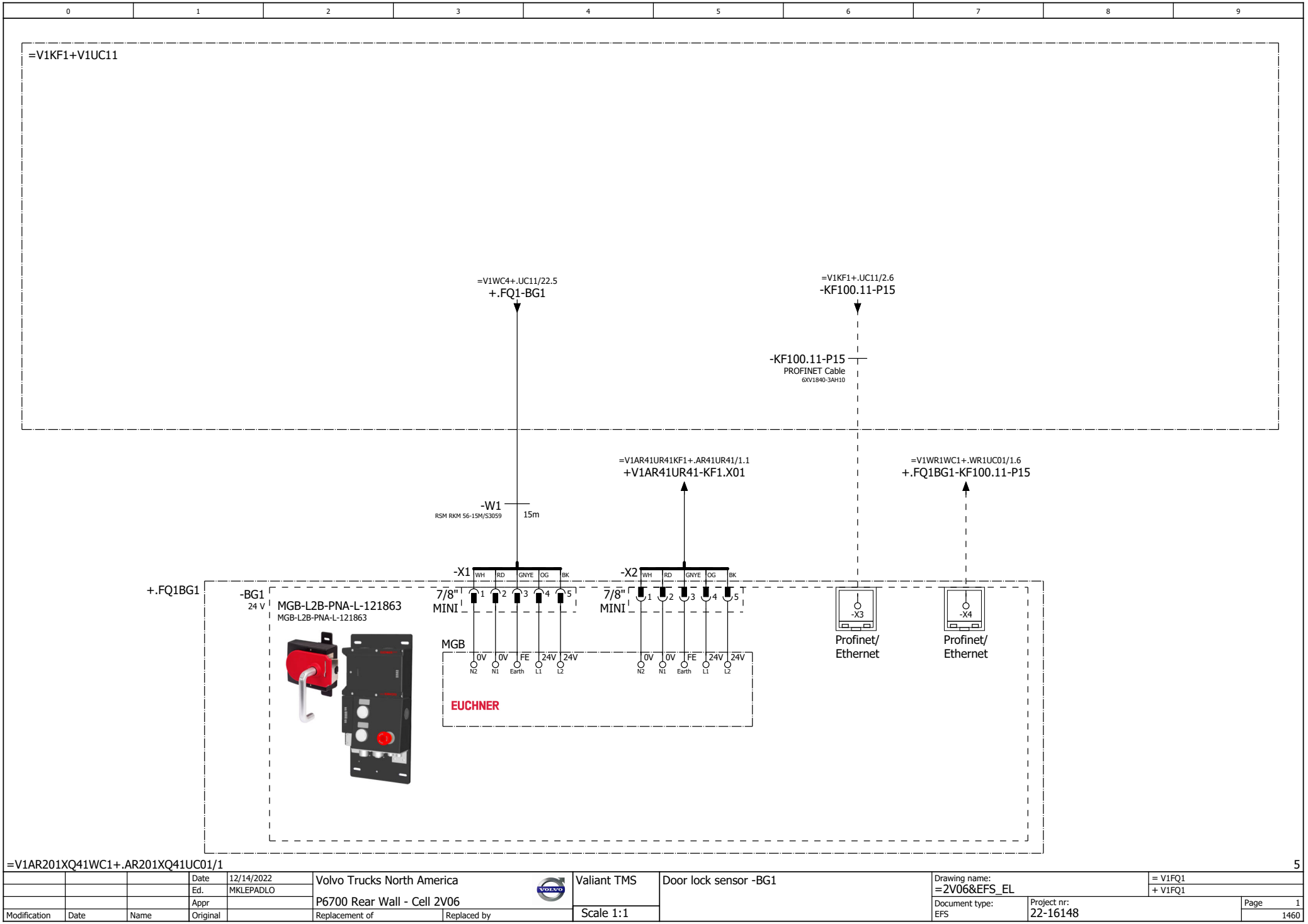

=V1AR201XQ41WC1+.AR201XQ41UC01/1

5

			Date	12/14/2022	Volvo Trucks North America	Valiant TMS	Door lock sensor -BG1	Drawing name: =2V06&EFS_EL	= V1FQ1 + V1FQ1
			Ed.	MKLEPADLO	P6700 Rear Wall - Cell 2V06				
			Appr					Document type: EFS	Project nr: 22-16148
Modification	Date	Name	Original		Replacement of / Replaced by	Scale 1:1			Page 1 / 1460

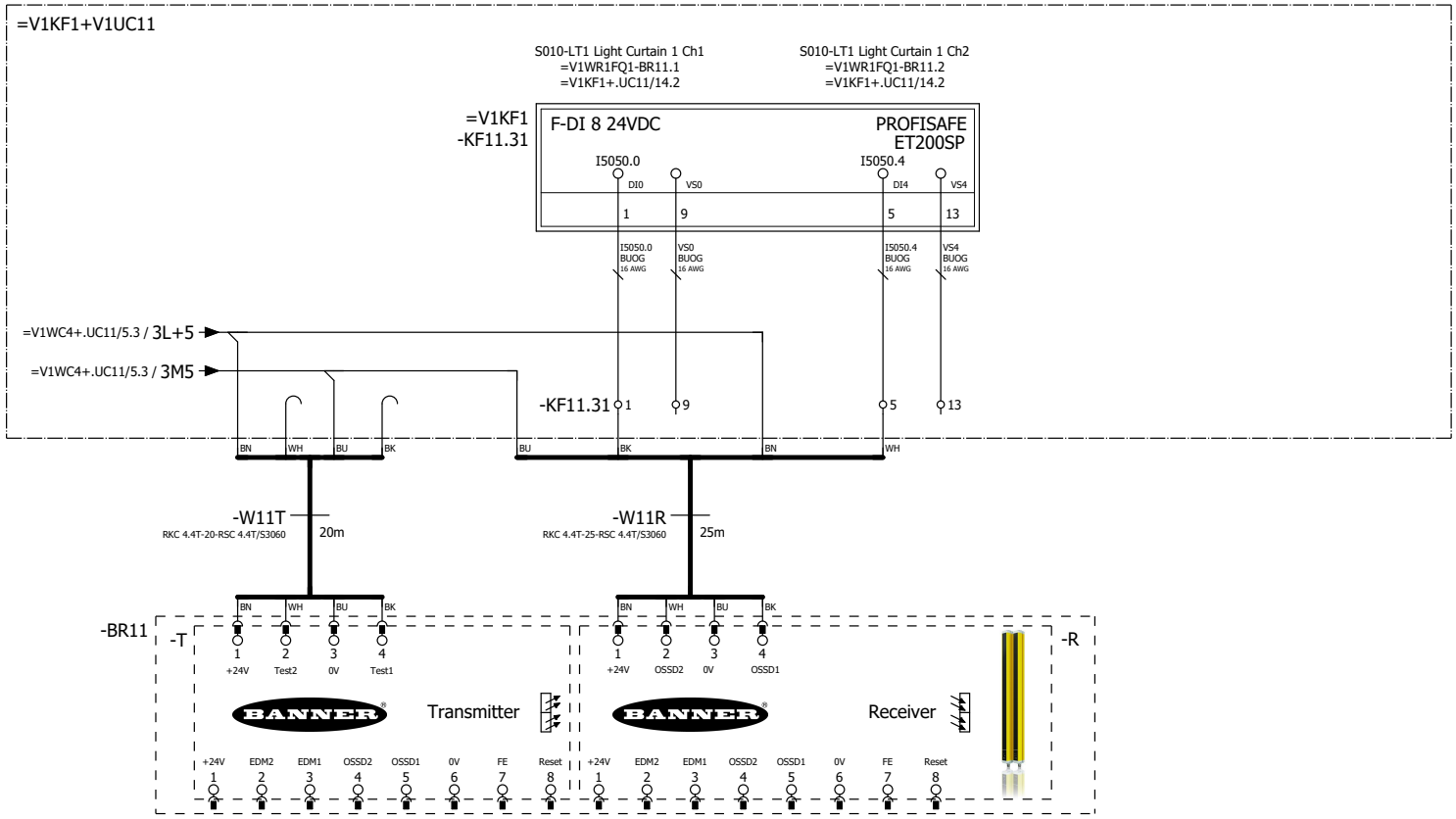

			Date	12/14/2022	Volvo Trucks North America		Valiant TMS	S010-LT1 Light Curtain 1	Drawing name: =2V06&EFS_EL	= V1FQ1	
			Ed.	MKLEPADLO						+ V1FQ1	
			Appr		P6700 Rear Wall - Cell 2V06		Scale 1:1		Document type: EFS	Project nr: 22-16148	Page 5
Modification	Date	Name	Original		Replacement of	Replaced by					1460

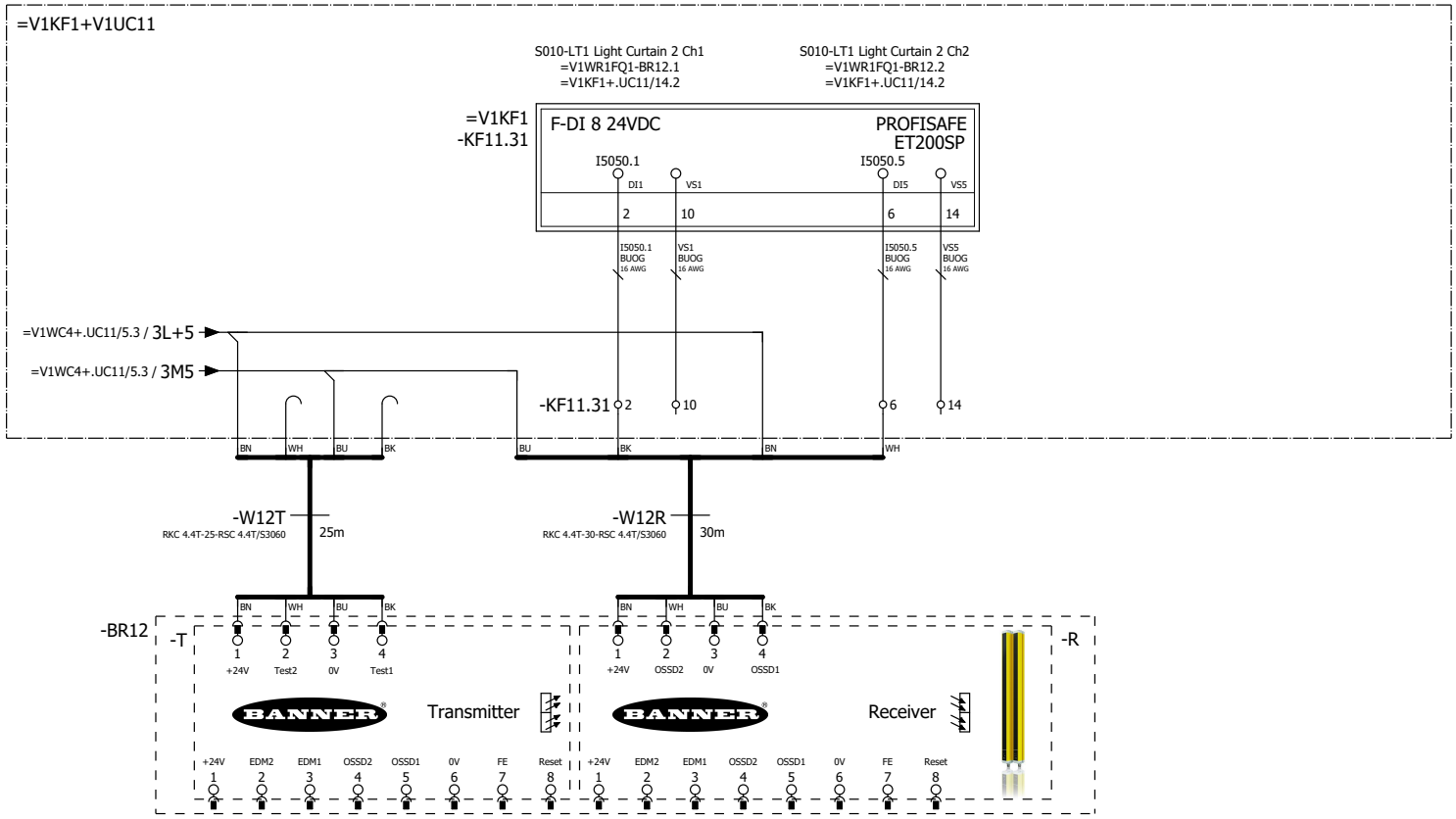

5 7

			Date	12/14/2022	Volvo Trucks North America		Valiant TMS	S010-LT1 Light Curtain 2	Drawing name: =2V06&EFS_EL	= V1FQ1	
			Ed.	MKLEPADLO						+ V1FQ1	
			Appr		P6700 Rear Wall - Cell 2V06		Scale 1:1		Document type: EFS	Project nr: 22-16148	Page 6
Modification	Date	Name	Original		Replacement of	Replaced by					1460

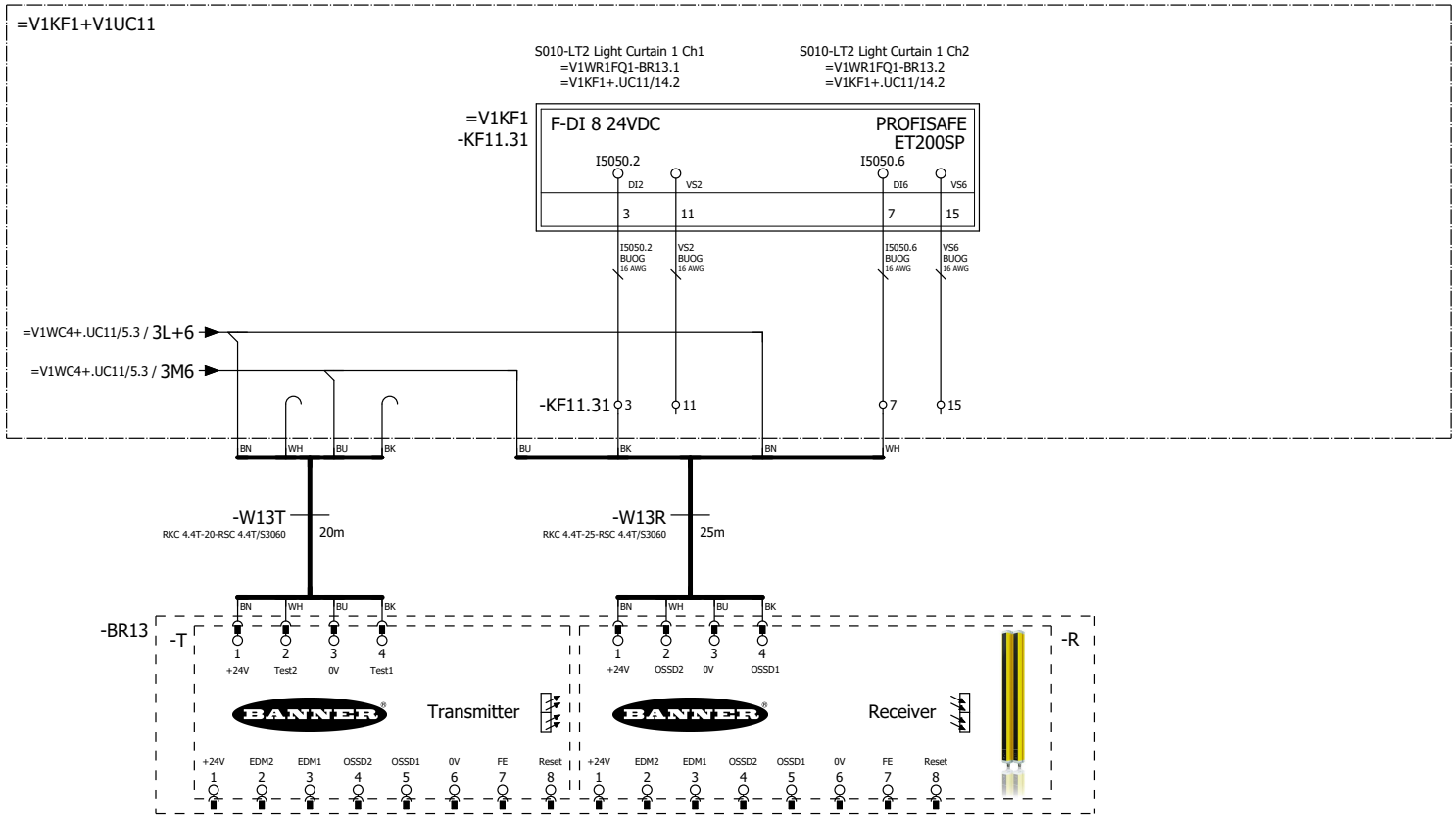

6 8

			Date	12/14/2022	Volvo Trucks North America	Valiant TMS	S010-LT2 Light Curtain 1	Drawing name: =2V06&EFS_EL	= V1FQ1	
			Ed.	MKLEPADLO					+ V1FQ1	
			Appr		P6700 Rear Wall - Cell 2V06	Scale 1:1		Document type: EFS	Project nr: 22-16148	Page 7
Modification	Date	Name	Original		Replacement of	Replaced by				1460

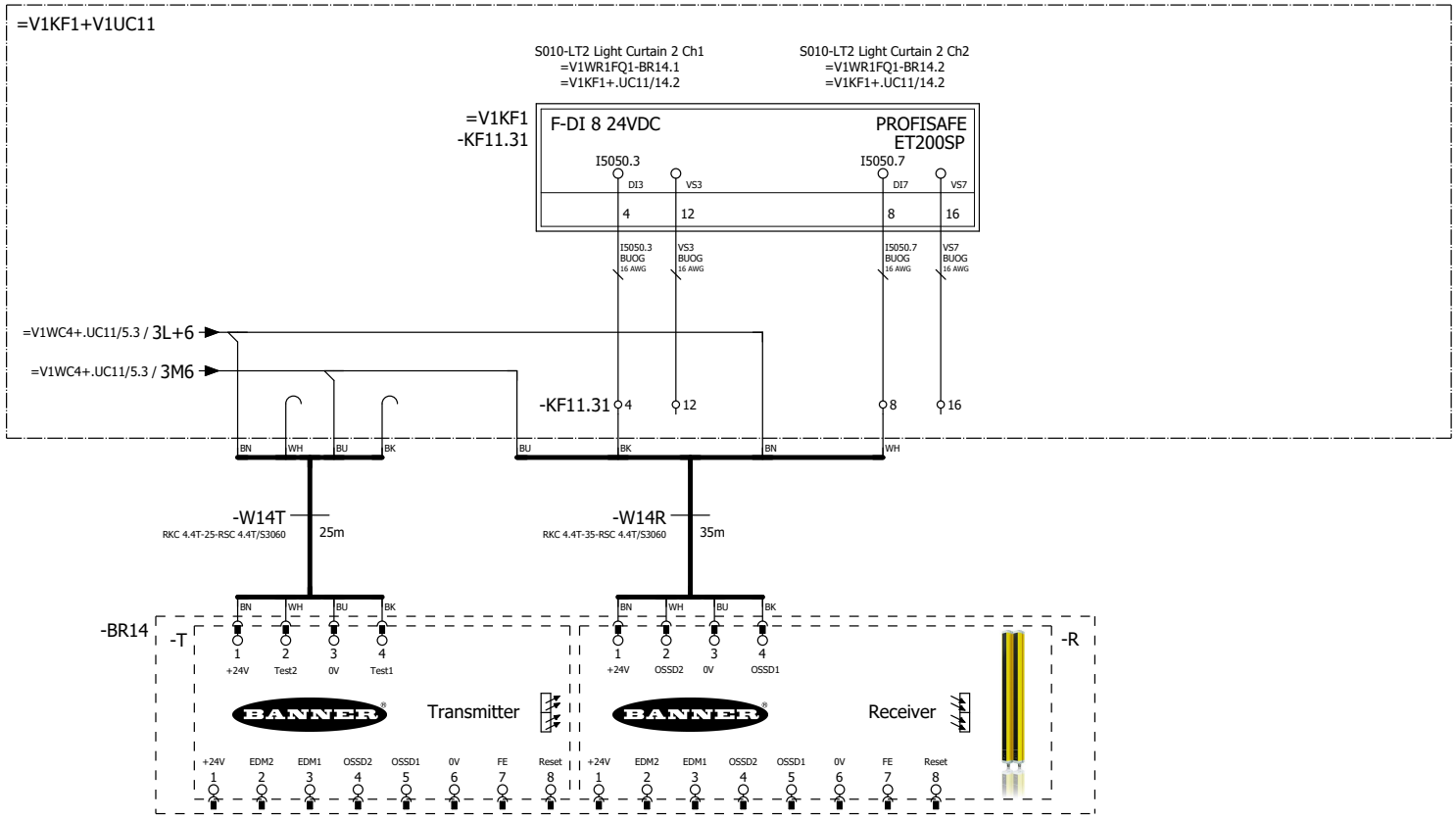

			Date	12/14/2022	Volvo Trucks North America		Valiant TMS	S010-LT2 Light Curtain 2	Drawing name: =2V06&EFS_EL	= V1FQ1	
			Ed.	MKLEPADLO						+ V1FQ1	
			Appr		P6700 Rear Wall - Cell 2V06				Document type: EFS	Project nr: 22-16148	Page 8
Modification	Date	Name	Original		Replacement of	Replaced by	Scale 1:1				1460

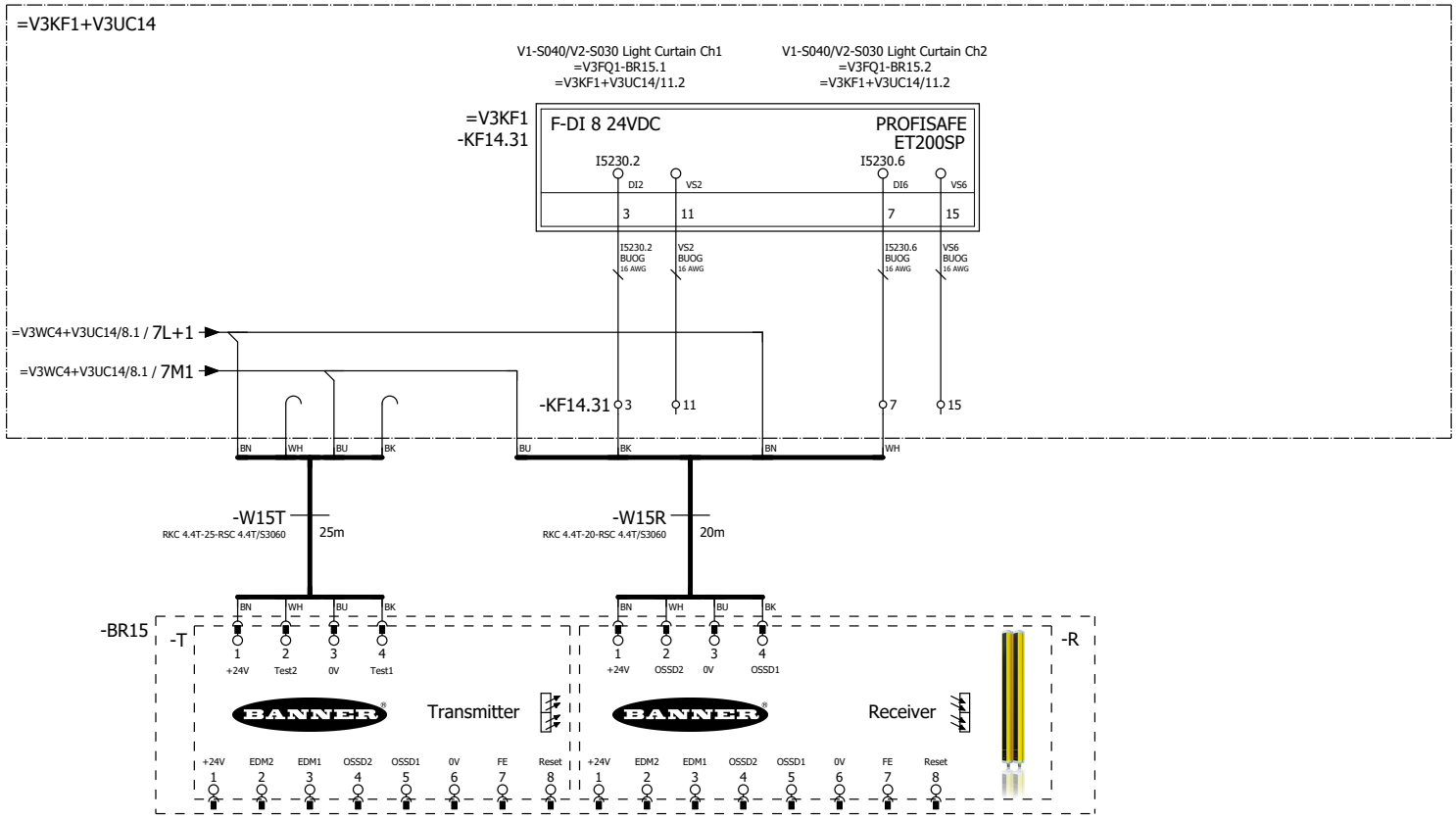

8 10

			Date	12/14/2022	Volvo Trucks North America		Valiant TMS	V1-S040/V2-S030 Light Curtain	Drawing name: =2V06&EFS_EL	= V1FQ1	
			Ed.	MKLEPADLO						+ V1FQ1	
			Appr		P6700 Rear Wall - Cell 2V06		Scale 1:1		Document type: EFS	Project nr: 22-16148	Page 9
Modification	Date	Name	Original		Replacement of	Replaced by					1460

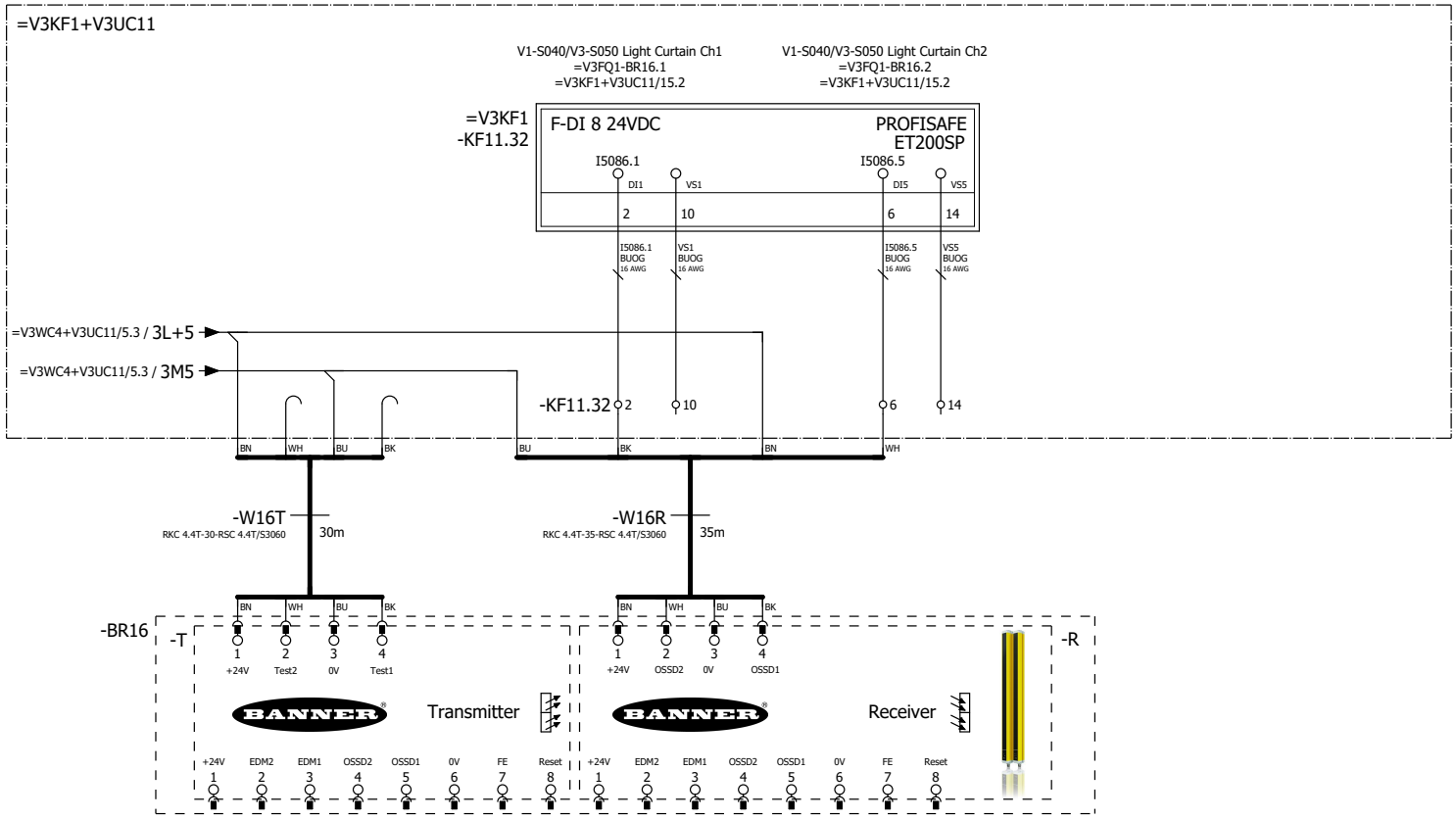

			Date	12/14/2022	Volvo Trucks North America		Valiant TMS	V1-S040/V3-S050 Light Curtain	Drawing name: =2V06&EFS_EL	= V1FQ1
			Ed.	MKLEPADLO						+ V1FQ1
			Appr		P6700 Rear Wall - Cell 2V06				Document type: EFS	Project nr: 22-16148
Modification	Date	Name	Original		Replacement of	Replaced by	Scale 1:1			Page 10 / 1460

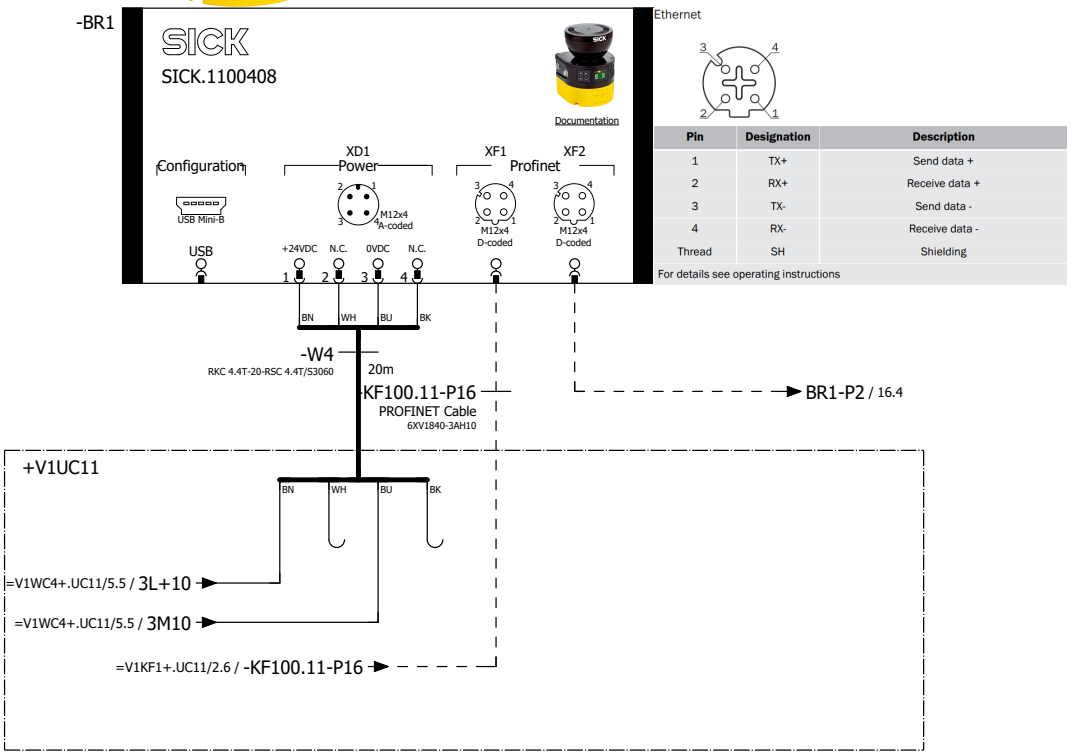

Ethernet

Pin	Designation	Description
1	TX+	Send data +
2	RX+	Receive data +
3	TX-	Send data -
4	RX-	Receive data -
Thread	SH	Shielding

For details see operating instructions

10 16

			Date	12/14/2022	Volvo Trucks North America	Valiant TMS	S010 Scanner 1	Drawing name: =2V06&EFS_EL	= V1FQ1	
			Ed.	MKLEPADLO					+ V1FQ1	
			Appr		P6700 Rear Wall - Cell 2V06			Document type: EFS	Project nr: 22-16148	Page 15
Modification	Date	Name	Original		Replacement of	Replaced by	Scale 1:1			1460

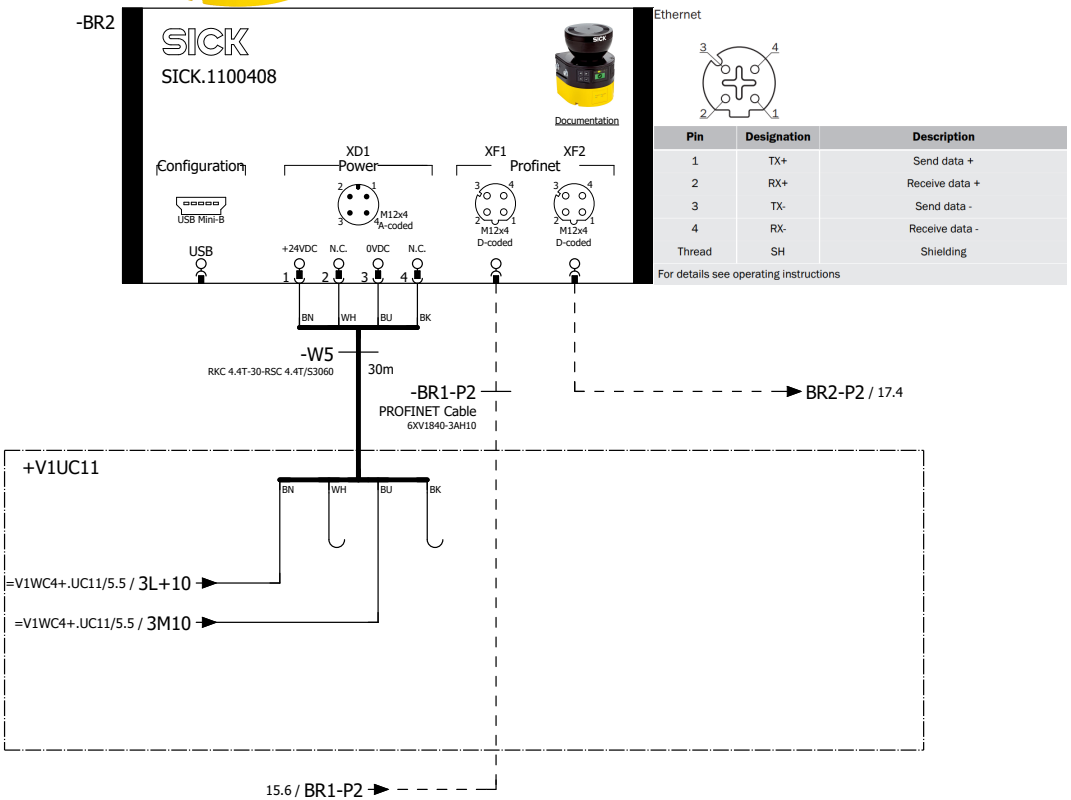

Ethernet

Pin	Designation	Description
1	TX+	Send data +
2	RX+	Receive data +
3	TX-	Send data -
4	RX-	Receive data -
Thread	SH	Shielding

For details see operating instructions

15 17

			Date	12/14/2022	Volvo Trucks North America	Valiant TMS	S010 Scanner 2	Drawing name: =2V06&EFS_EL	= V1FQ1
			Ed.	MKLEPADLO					+ V1FQ1
			Appr		P6700 Rear Wall - Cell 2V06			Document type: EFS	Project nr: 22-16148
Modification	Date	Name	Original		Replacement of	Replaced by	Scale 1:1		Page 16 / 1460

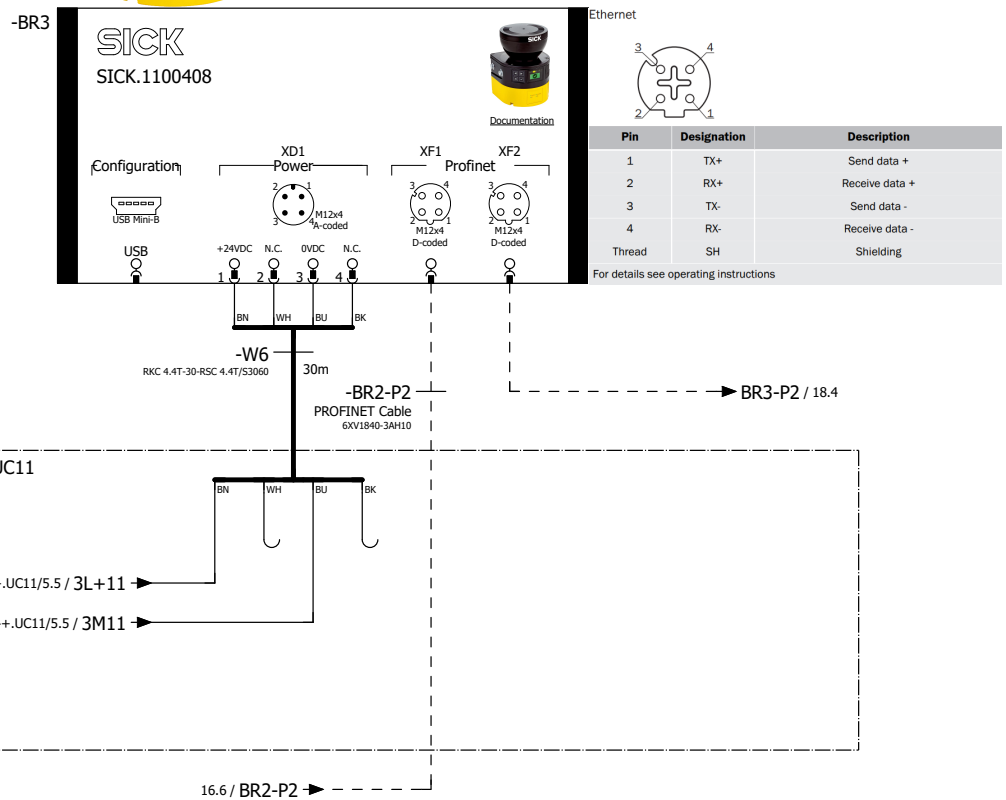

Ethernet

Pin	Designation	Description
1	TX+	Send data +
2	RX+	Receive data +
3	TX-	Send data -
4	RX-	Receive data -
Thread	SH	Shielding

For details see operating instructions

16 18

			Date	12/14/2022	Volvo Trucks North America	Valiant TMS	S010 Scanner 3	Drawing name: =2V06&EFS_EL	= V1FQ1
			Ed.	MKLEPADLO					+ V1FQ1
			Appr		P6700 Rear Wall - Cell 2V06			Document type: EFS	Project nr: 22-16148
Modification	Date	Name	Original		Replacement of	Replaced by	Scale 1:1		Page 17 / 1460

-BR4

SICK

SICK.1100408

Documentation

Configuration

XD1 Power

XF1 Profinet

XF2

USB Mini-B

M12x4 A-coded

M12x4 D-coded

M12x4 D-coded

USB

+24VDC N.C. 0VDC N.C.

1 2 3 4

BN WH BU BK

Ethernet

Pin	Designation	Description
1	TX+	Send data +
2	RX+	Receive data +
3	TX-	Send data -
4	RX-	Receive data -
Thread	SH	Shielding

For details see operating instructions

-W7

RKC 4.4T-30-RSC 4.4T/S3060

30m

-BR3-P2

PROFINET Cable

6XV1840-3AH10

+V1UC11

BN WH BU BK

=V1WC4+.UC11/5.5 / 3L+11

=V1WC4+.UC11/5.5 / 3M11

17.6 / BR3-P2

17

+.UC11/1

			Date	12/14/2022	Volvo Trucks North America		Valiant TMS	S010 Scanner 4	Drawing name: =2V06&EFS_EL	= V1FQ1
			Ed.	MKLEPADLO						+ V1FQ1
			Appr		P6700 Rear Wall - Cell 2V06				Document type: EFS	Project nr: 22-16148
Modification	Date	Name	Original		Replacement of	Replaced by	Scale 1:1			Page 18 / 1460

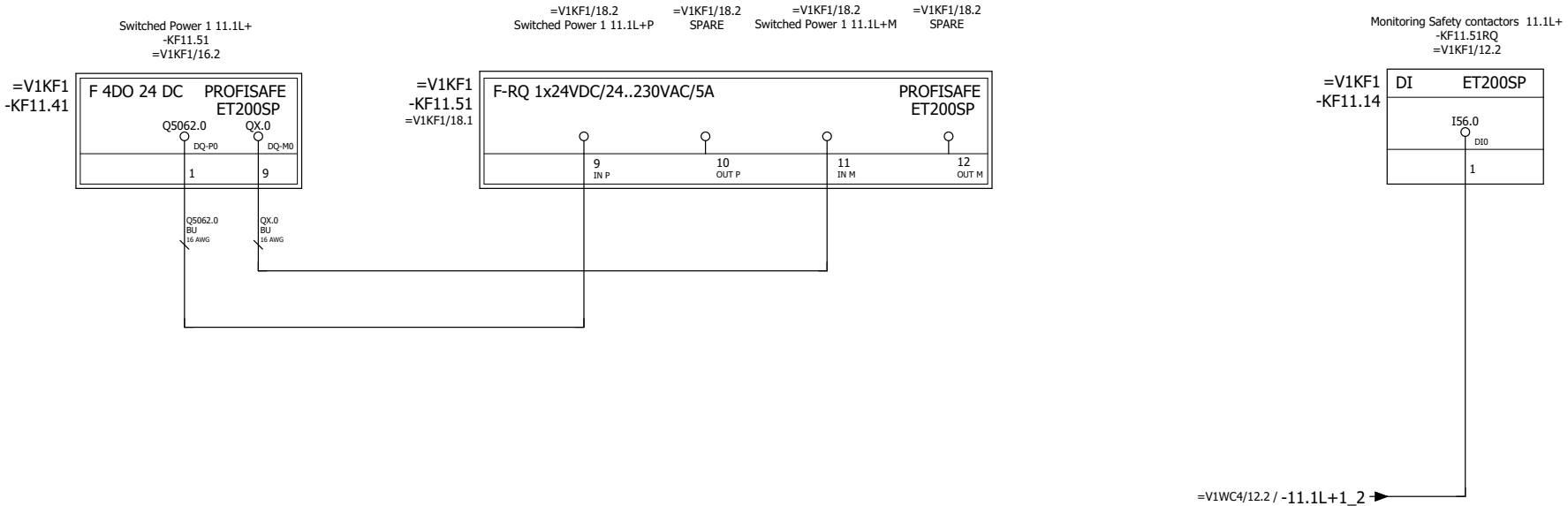

			Date	12/14/2022	Volvo Trucks North America		Valiant TMS	Safety power monitoring RQ - KF11.51	Drawing name: =2V06&EFS_EL	= V1FQ1	
			Ed.	MKLEPADLO						+ V1UC11	
			Appr		P6700 Rear Wall - Cell 2V06				Document type: EFS	Project nr: 22-16148	Page 1
Modification	Date	Name	Original		Replacement of	Replaced by	Scale 1:1				1460

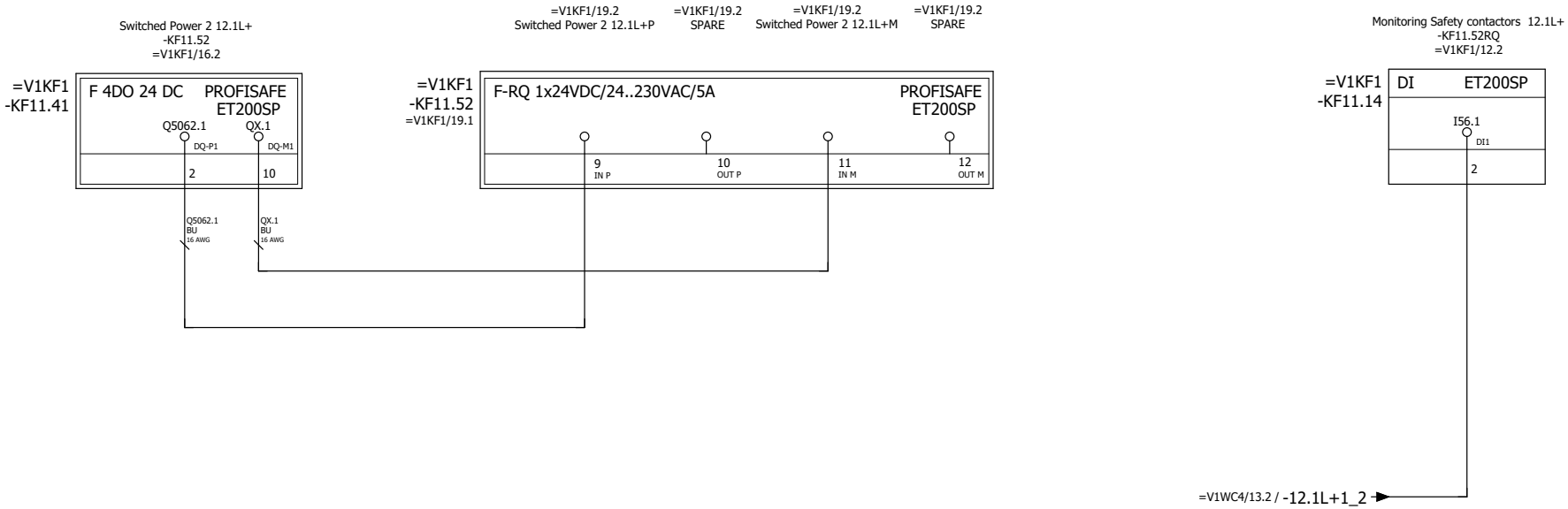

			Date	12/14/2022	Volvo Trucks North America		Valiant TMS	Safety power monitoring RQ - KF11.52	Drawing name: =2V06&EFS_EL	= V1FQ1	
			Ed.	MKLEPADLO						+ V1UC11	
			Appr		P6700 Rear Wall - Cell 2V06				Document type: EFS	Project nr: 22-16148	Page 2
Modification	Date	Name	Original		Replacement of	Replaced by	Scale 1:1				1460

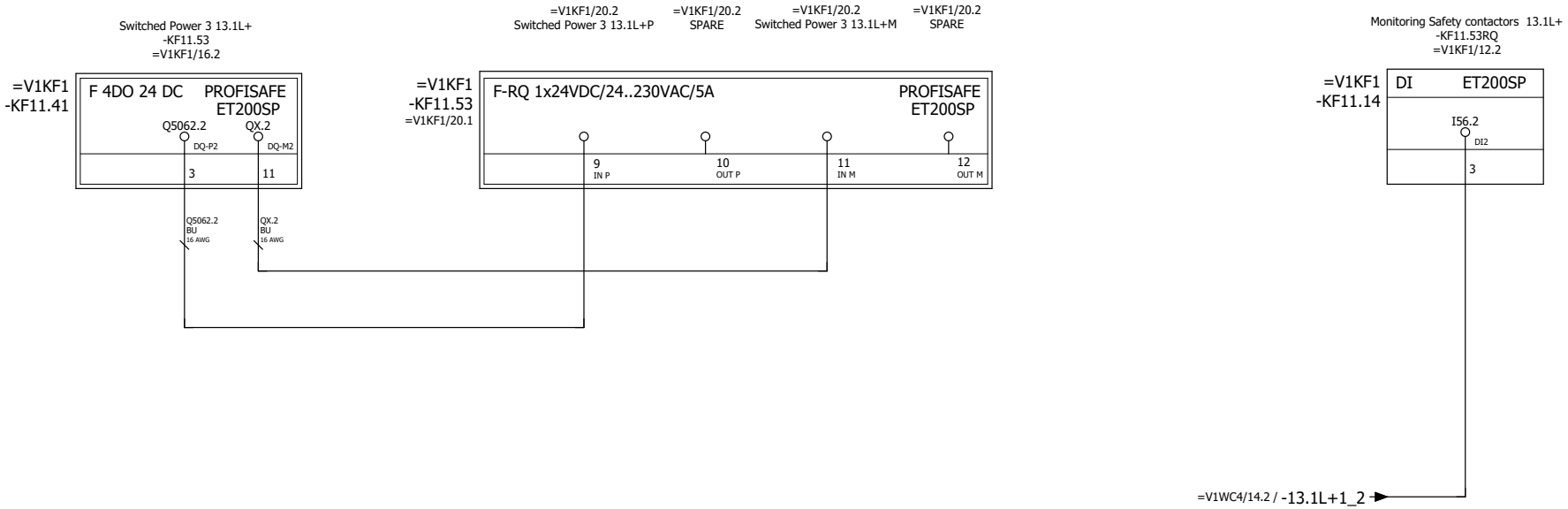

			Date	12/14/2022	Volvo Trucks North America	Valiant TMS	Safety power monitoring RQ - KF11.53	Drawing name: =2V06&EFS_EL	= V1FQ1	
			Ed.	MKLEPADLO					+ V1UC11	
			Appr		P6700 Rear Wall - Cell 2V06			Document type: EFS	Project nr: 22-16148	Page 3
Modification	Date	Name	Original		Replacement of / Replaced by	Scale 1:1				1460

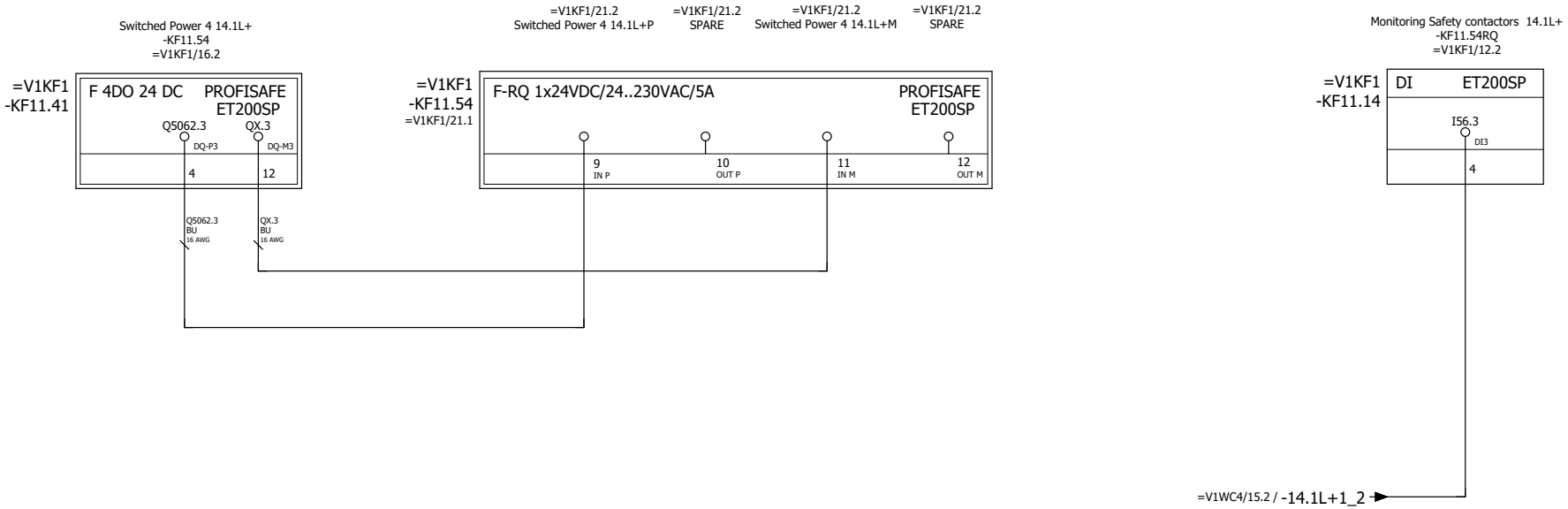

			Date	12/14/2022	Volvo Trucks North America	Valiant TMS	Safety power monitoring RQ - KF11.54	Drawing name: =2V06&EFS_EL	= V1FQ1	
			Ed.	MKLEPADLO					+ V1UC11	
			Appr		P6700 Rear Wall - Cell 2V06			Document type: EFS	Project nr: 22-16148	Page 4
Modification	Date	Name	Original		Replacement of / Replaced by	Scale 1:1				1460

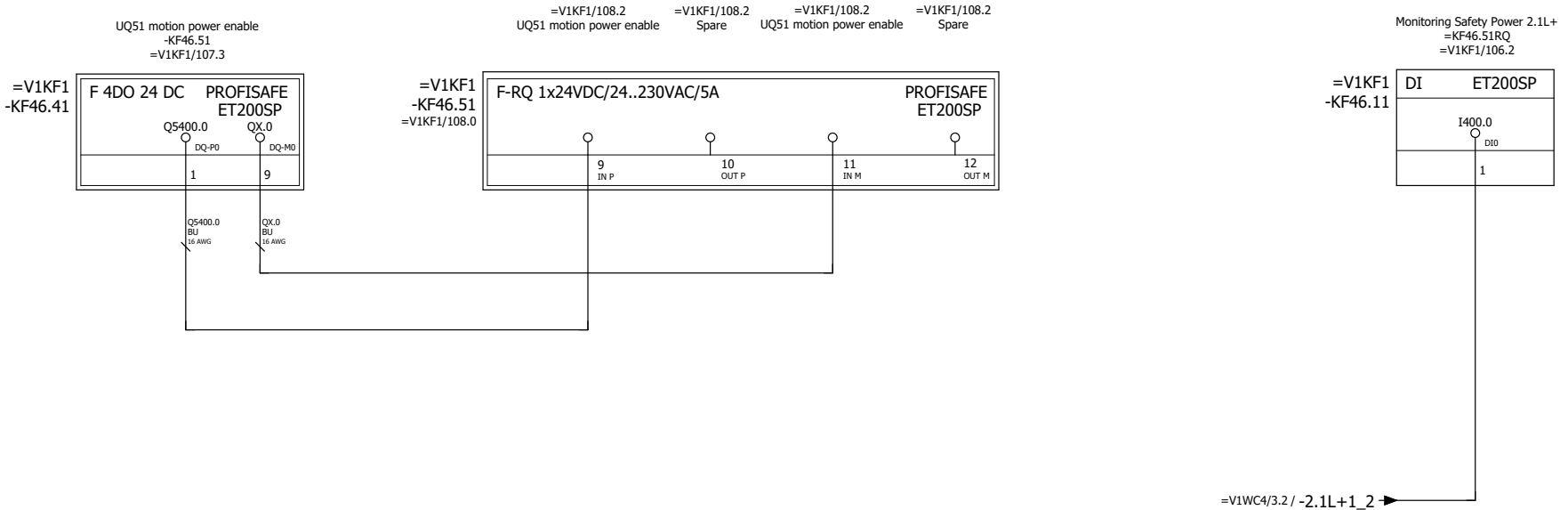

+.UC11/4

2

			Date	12/14/2022	Volvo Trucks North America	Valiant TMS	Safety power monitoring RQ - KF46.51	Drawing name: =2V06&EFS_EL	= V1FQ1	
			Ed.	MKLEPADLO					+ V1UC46	
			Appr		P6700 Rear Wall - Cell 2V06			Document type: EFS	Project nr: 22-16148	Page 1
Modification	Date	Name	Original		Replacement of / Replaced by	Scale 1:1				1460

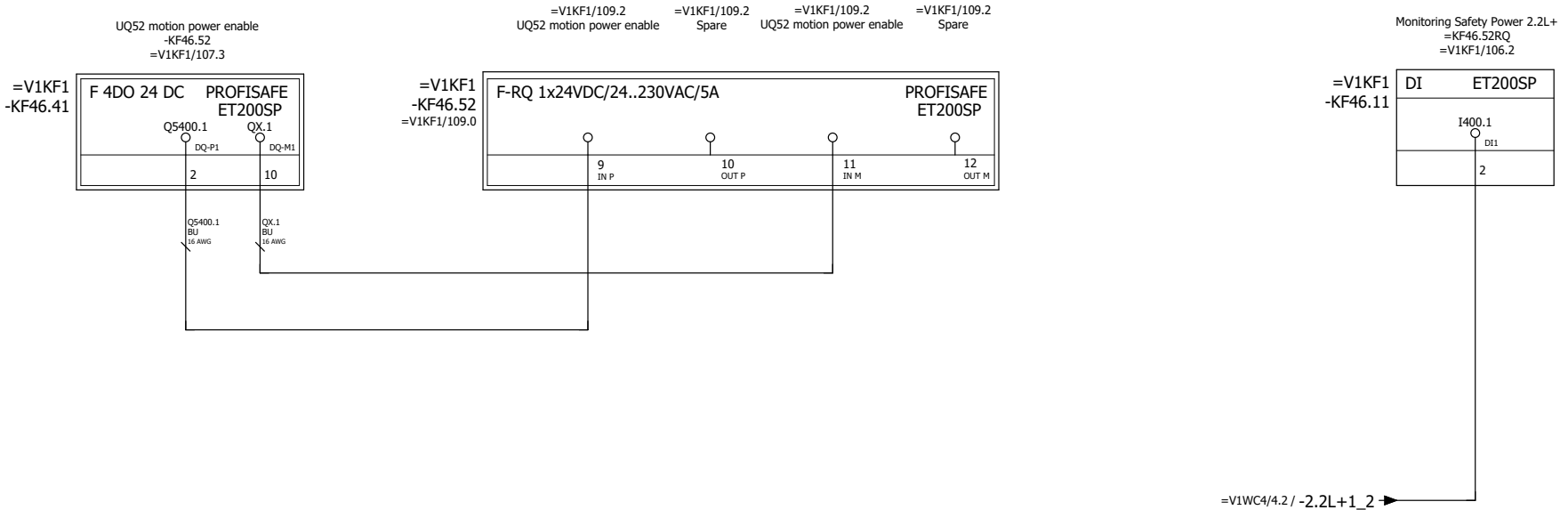

1 3

			Date	12/14/2022	Volvo Trucks North America	Valiant TMS	Safety power monitoring RQ - KF46.52	Drawing name: =2V06&EFS_EL	= V1FQ1	
			Ed.	MKLEPADLO					+ V1UC46	
			Appr		P6700 Rear Wall - Cell 2V06			Document type: EFS	Project nr: 22-16148	Page 2
Modification	Date	Name	Original		Replacement of / Replaced by	Scale 1:1				1460

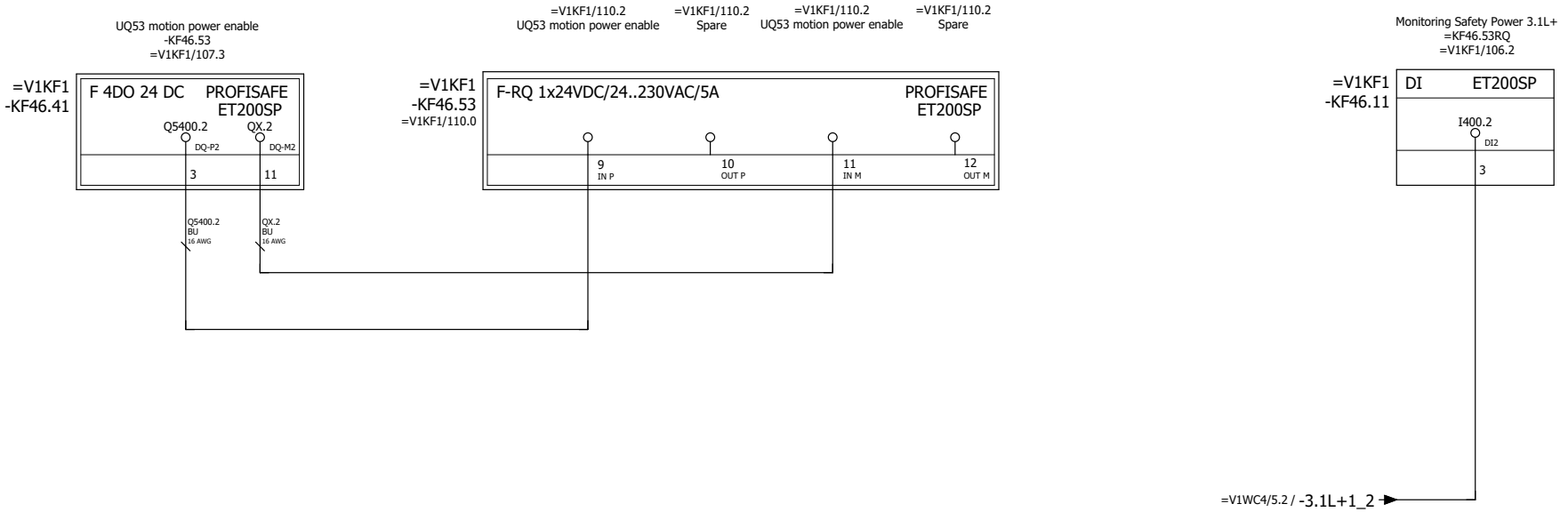

2 4

			Date	12/14/2022	Volvo Trucks North America	Valiant TMS	Safety power monitoring RQ - KF46.53	Drawing name: =2V06&EFS_EL	= V1FQ1	
			Ed.	MKLEPADLO					+ V1UC46	
			Appr		P6700 Rear Wall - Cell 2V06			Document type: EFS	Project nr: 22-16148	Page 3
Modification	Date	Name	Original		Replacement of / Replaced by	Scale 1:1				1460

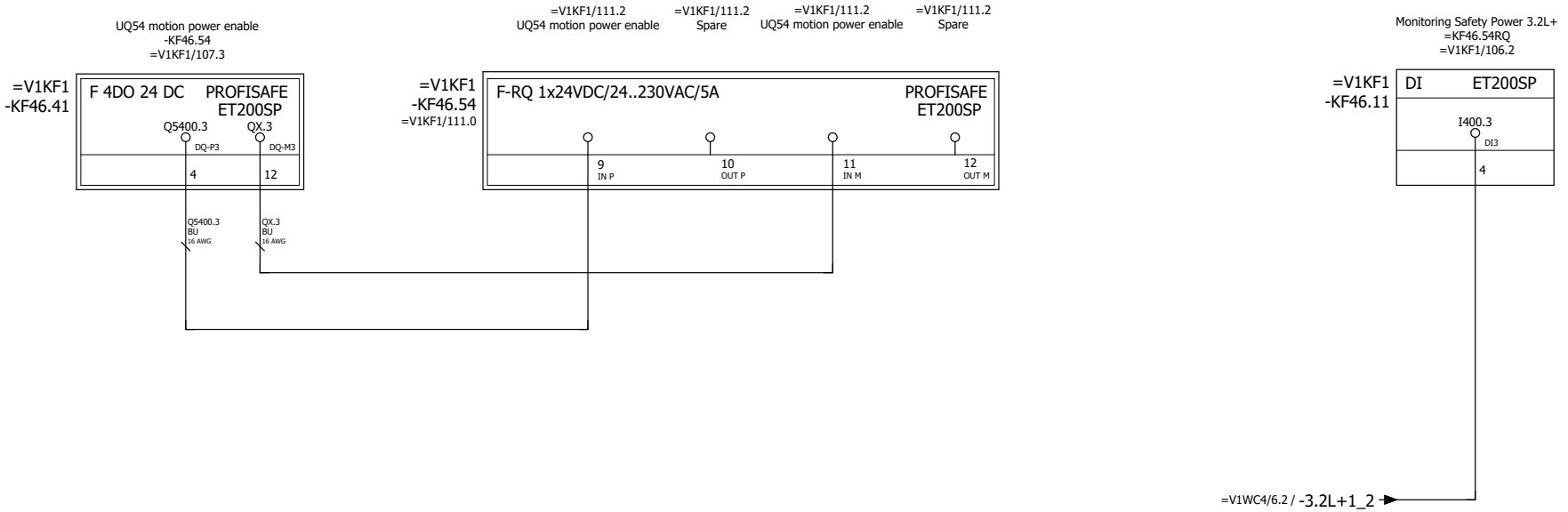

			Date	12/14/2022	Volvo Trucks North America	Valiant TMS	Safety power monitoring RQ - KF46.54	Drawing name: =2V06&EFS_EL	= V1FQ1	
			Ed.	MKLEPADLO					+ V1UC46	
			Appr		P6700 Rear Wall - Cell 2V06			Document type: EFS	Project nr: 22-16148	Page 4
Modification	Date	Name	Original		Replacement of / Replaced by	Scale 1:1				1460

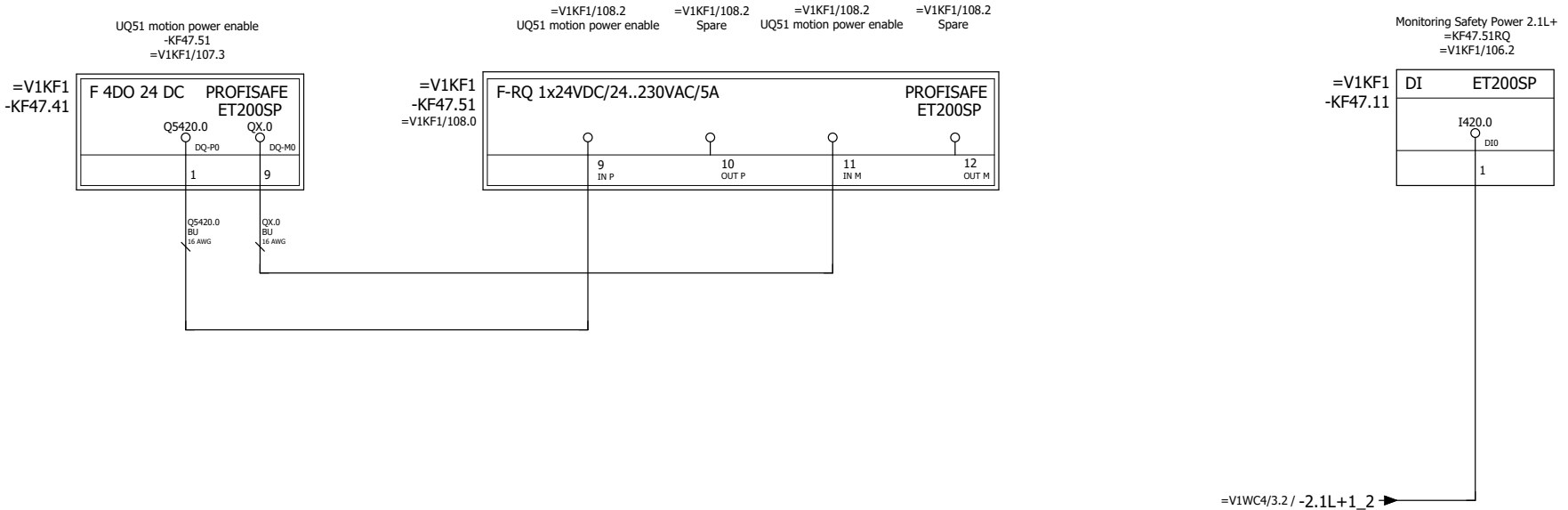

+.UC46/4

			Date	12/14/2022	Volvo Trucks North America	Valiant TMS	Safety power monitoring RQ - KF47.51	Drawing name: =2V06&EFS_EL	= V1FQ1	
			Ed.	MKLEPADLO					+ V1UC47	
			Appr		P6700 Rear Wall - Cell 2V06			Document type: EFS	Project nr: 22-16148	Page 1
Modification	Date	Name	Original		Replacement of	Replaced by	Scale 1:1			1460

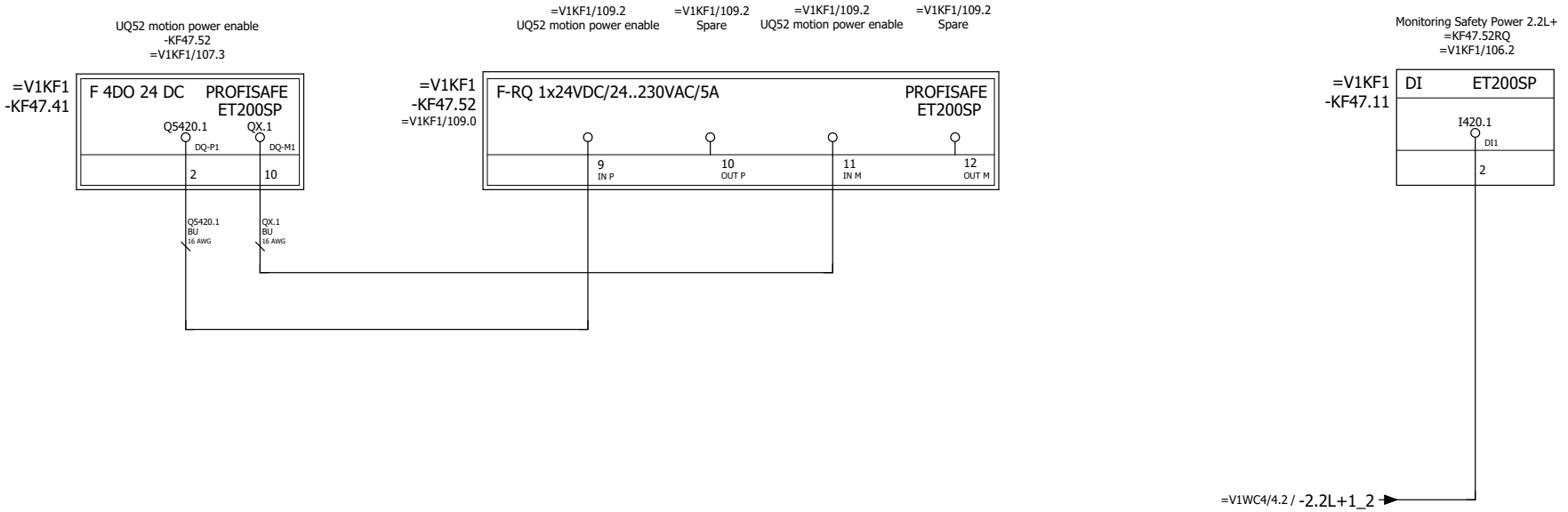

1 3

			Date	12/14/2022	Volvo Trucks North America	Valiant TMS	Safety power monitoring RQ - KF47.52	Drawing name: =2V06&EFS_EL	= V1FQ1	
			Ed.	MKLEPADLO					+ V1UC47	
			Appr		P6700 Rear Wall - Cell 2V06			Document type: EFS	Project nr: 22-16148	Page 2
Modification	Date	Name	Original		Replacement of / Replaced by	Scale 1:1				1460

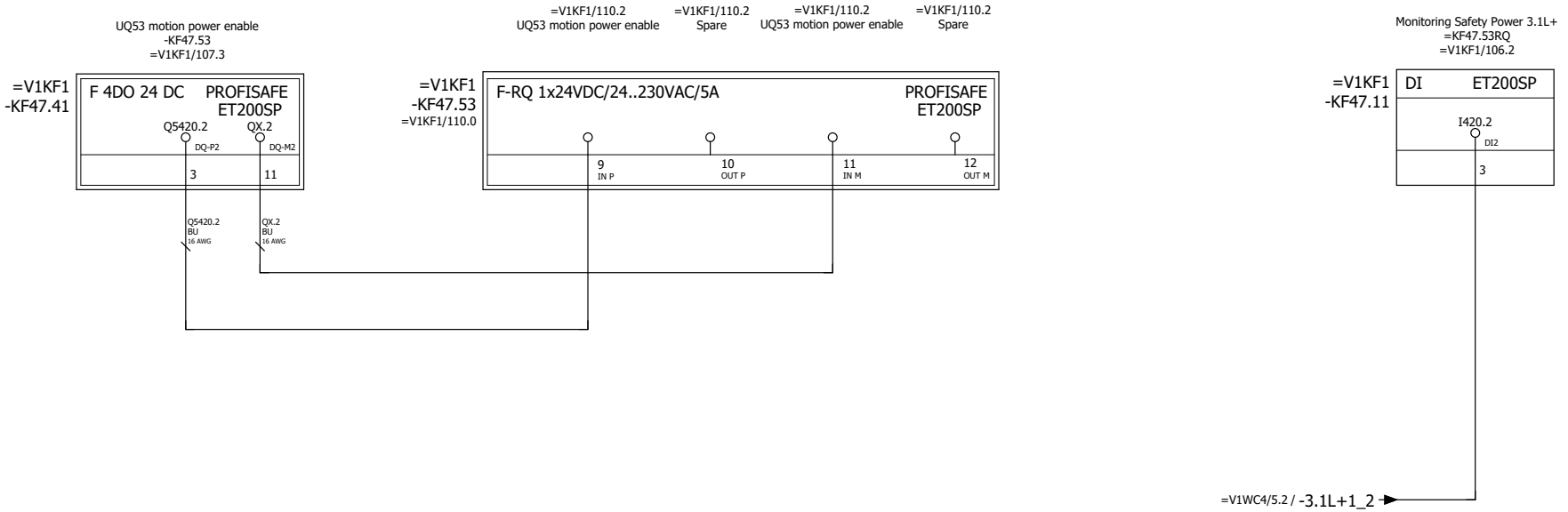

			Date	12/14/2022	Volvo Trucks North America	Valiant TMS	Safety power monitoring RQ - KF47.53	Drawing name: =2V06&EFS_EL	= V1FQ1	
			Ed.	MKLEPADLO					+ V1UC47	
			Appr		P6700 Rear Wall - Cell 2V06			Document type: EFS	Project nr: 22-16148	Page 3
Modification	Date	Name	Original		Replacement of / Replaced by	Scale 1:1				1460

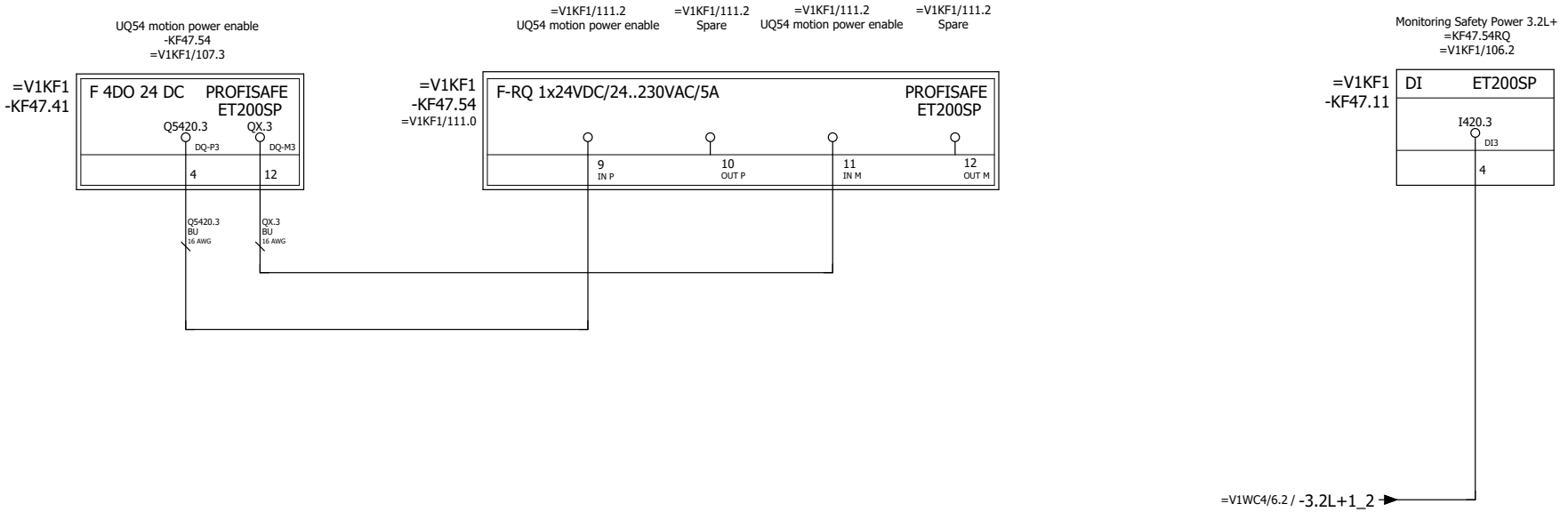

			Date	12/14/2022	Volvo Trucks North America		Valiant TMS	Safety power monitoring RQ - KF47.54	Drawing name: =2V06&EFS_EL	= V1FQ1	
			Ed.	MKLEPADLO						+ V1UC47	
			Appr		P6700 Rear Wall - Cell 2V06		Scale 1:1		Document type: EFS	Project nr: 22-16148	Page 4
Modification	Date	Name	Original		Replacement of	Replaced by					1460

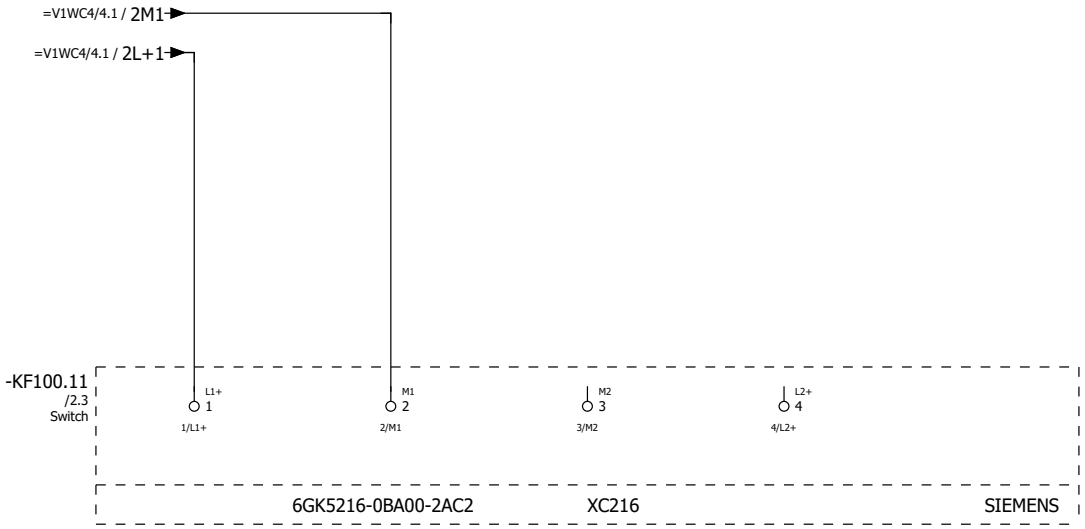

=V1FQ1+.UC47/4

2

			Date	12/14/2022	Volvo Trucks North America		Valiant TMS	Switch, Scalance XC216	Drawing name: =2V06&EFS_EL	= V1KF1
			Ed.	MKLEPADLO						+ V1UC11
			Appr		P6700 Rear Wall - Cell 2V06				Document type: EFS	Project nr: 22-16148
Modification	Date	Name	Original		Replacement of	Replaced by	Scale 1:1			Page 1 / 1460

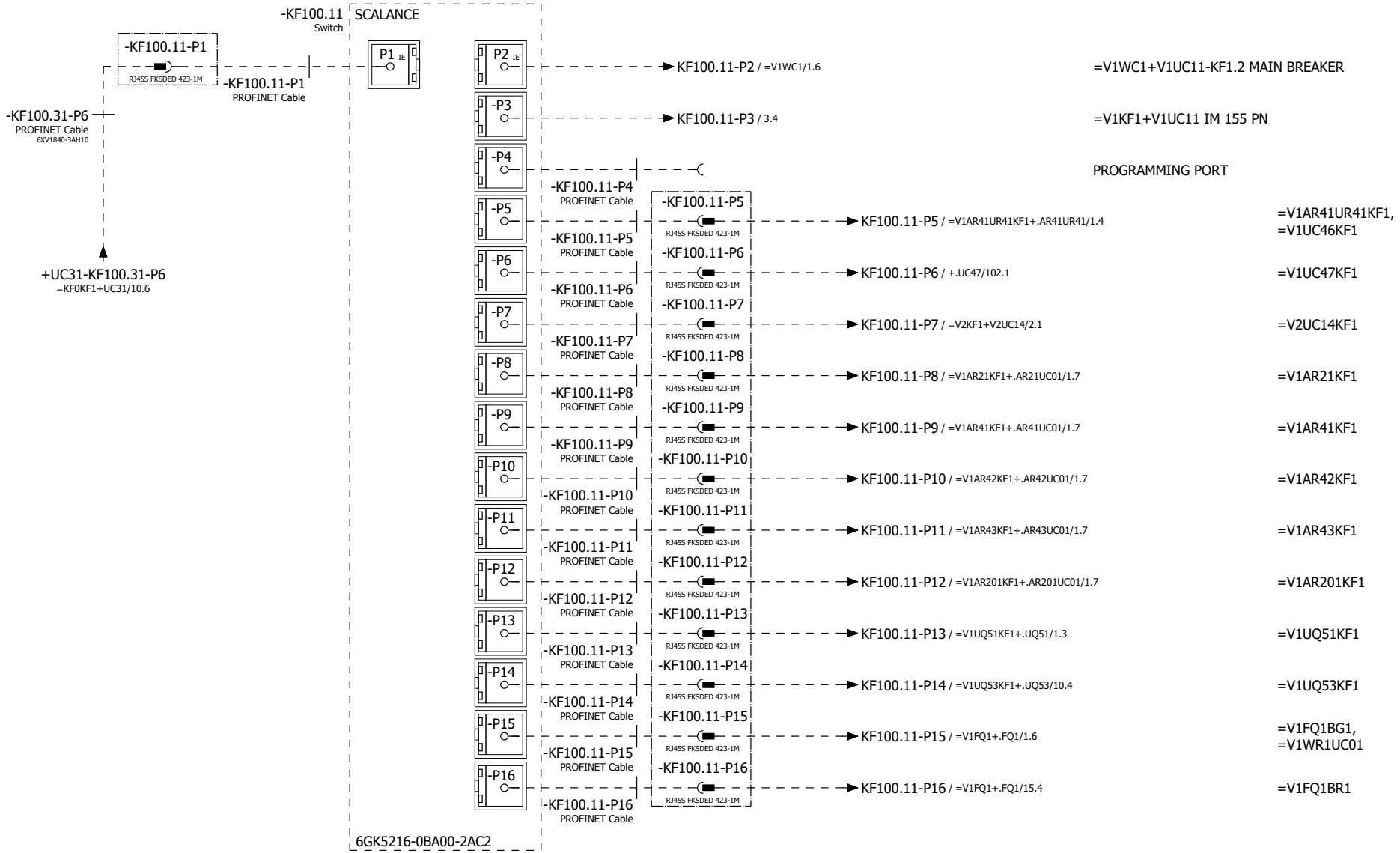

			Date	12/14/2022	Volvo Trucks North America		Valiant TMS	Network Overview	Drawing name: =2V06&EFS_EL	= V1KF1	
			Ed.	MKLEPADLO						+ V1UC11	
			Appr		P6700 Rear Wall - Cell 2V06				Document type: EFS	Project nr: 22-16148	Page 2
Modification	Date	Name	Original		Replacement of	Replaced by	Scale 1:1				1460



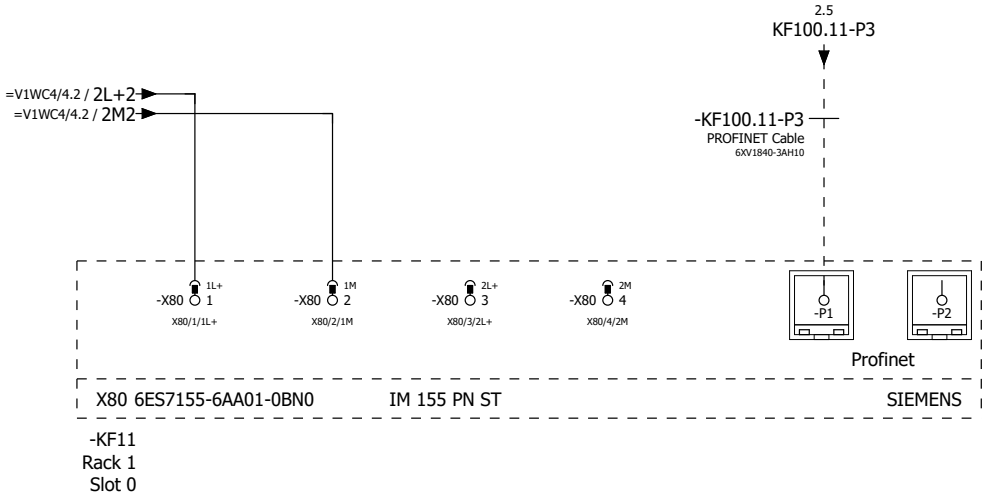

			Date	12/14/2022	Volvo Trucks North America		Valiant TMS	IM 155 PN	Drawing name: =2V06&EFS_EL		= V1KF1
			Ed.	MKLEPADLO							+ V1UC11
			Appr		P6700 Rear Wall - Cell 2V06				Document type: EFS	Project nr: 22-16148	Page 3
Modification	Date	Name	Original		Replacement of	Replaced by	Scale 1:1				1460

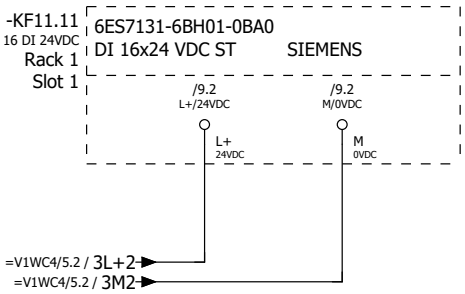

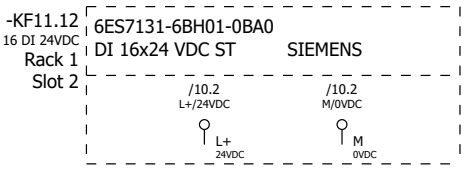

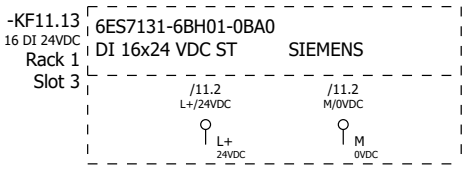

			Date	12/14/2022	Volvo Trucks North America	Valiant TMS	ET200S Wiring DI	Drawing name: =2V06&EFS_EL	= V1KF1	
			Ed.	MKLEPADLO					+ V1UC11	
			Appr		P6700 Rear Wall - Cell 2V06			Document type: EFS	Project nr: 22-16148	Page 4
Modification	Date	Name	Original		Replacement of / Replaced by	Scale 1:1				1460

-KF11.14
16 DI 24VDC
Rack 1
Slot 4

6ES7131-6BH01-0BA0
DI 16x24 VDC ST SIEMENS

/12.2
L+/24VDC
L+
24VDC

/12.2
M/0VDC
M
0VDC

			Date	12/14/2022	Volvo Trucks North America		Valiant TMS	ET200S Wiring DI	Drawing name: =2V06&EFS_EL	= V1KF1	
			Ed.	MKLEPADLO						+ V1UC11	
			Appr		P6700 Rear Wall - Cell 2V06				Document type: EFS	Project nr: 22-16148	Page 5
Modification	Date	Name	Original		Replacement of	Replaced by	Scale 1:1				1460

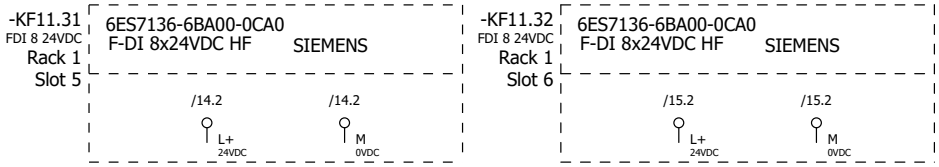

5 7

			Date	12/14/2022	Volvo Trucks North America		Valiant TMS	ET200S Wiring F-DI	Drawing name: =2V06&EFS_EL	= V1KF1
			Ed.	MKLEPADLO						+ V1UC11
			Appr		P6700 Rear Wall - Cell 2V06				Document type: EFS	Project nr: 22-16148	Page 6
Modification	Date	Name	Original		Replacement of	Replaced by	Scale 1:1			1460

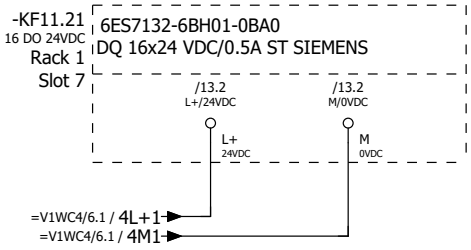

			Date	12/14/2022	Volvo Trucks North America		Valiant TMS	ET200S Wiring DQ	Drawing name: =2V06&EFS_EL	= V1KF1	
			Ed.	MKLEPADLO						+ V1UC11	
			Appr		P6700 Rear Wall - Cell 2V06				Document type: EFS	Project nr: 22-16148	Page 7
Modification	Date	Name	Original		Replacement of	Replaced by	Scale 1:1				1460

-KF11.41
=V1FQ1/1.0
=V1FQ1/2.0
=V1FQ1/3.0
=V1FQ1/4.0
/16.1
FDO 4 24VDC
Rack 1
Slot 8

6ES7136-6DB00-0CA0 + BU15-P16+A0+2B F-DQ 4X24VDC/2A PM HF SIEMENS

/16.2 L+ 24VDC

/16.2 M 0VDC

-KF11.42
/17.1
FDO 4 24VDC
Rack 1
Slot 9

6ES7136-6DB00-0CA0 + BU15-P16+A0+2B F-DQ 4X24VDC/2A PM HF SIEMENS

/17.2 L+ 24VDC

/17.2 M 0VDC

7

9

			Date	12/14/2022	Volvo Trucks North America		Valiant TMS	ET200S Wiring F-DQ	Drawing name: =2V06&EFS_EL	= V1KF1
			Ed.	MKLEPADLO						+ V1UC11
			Appr		P6700 Rear Wall - Cell 2V06		Scale 1:1		Document type: EFS	Project nr: 22-16148
Modification	Date	Name	Original		Replacement of	Replaced by				Page 8 / 1460

-KF11.11
/4.0

ET 200SP SIEMENS
DI 16x24 VDC ST

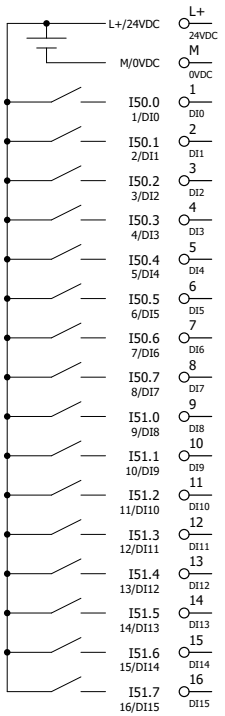

6ES7131-6BH01-0BA0

/4.1			
/4.2			
=V1WC2/41.2	I50.0	SPARE	
=V1WC2/41.3	=V1UC11-FC1	Monitoring 480 VAC	
=V1WC4/1.4	=V1WC4+V1UC11-TA1_I	Monitoring 24VDC	
=V1WC4/11.4	=V1WC4+V1UC11-TA2_I	Monitoring 24VDC	
=V1WC4/1.0	=V1WC4+V1UC11-FC11_I	Monitoring 24VDC	
=V1WC4/11.0	=V1WC4+V1UC11-FC12_I	Monitoring 24VDC	
=V1WC2/41.7	I50.6	SPARE	
=V1WC2/41.8	I50.7	SPARE	
=V1WC2/41.2	I51.0	SPARE	
=V1WC2/41.3	I51.1	SPARE	
=V1WC2/41.4	I51.2	SPARE	
=V1WC2/41.4	I51.3	SPARE	
=V1WC2/41.5	I51.4	SPARE	
=V1WC2/41.6	I51.5	SPARE	
=V1WC2/41.7	I51.6	SPARE	
=V1WC2/41.8	I51.7	SPARE	

			Date	9/17/2022	Volvo Trucks North America	Valiant TMS	ET200S DI Overview KF11.11	Drawing name: =2V06&EFS_EL	= V1KF1
			Ed.	MKLEPADLO					+ V1UC11
			Appr		P6700 Rear Wall - Cell 2V06			Document type: EFS	Project nr: 22-16148
Modification	Date	Name	Original		Replacement of	Replaced by	Scale 1:1		Page 9 / 1460

-KF11.12
/4.3

ET 200SP SIEMENS
DI 16x24 VDC ST

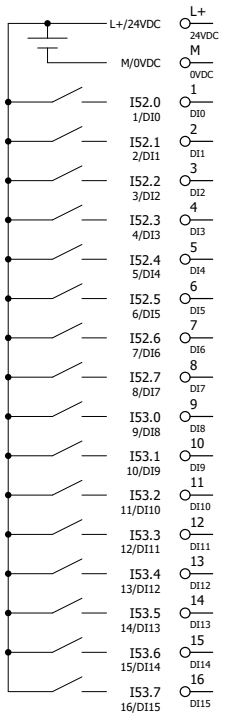

6ES7131-6BH01-0BA0

/4.3			
/4.4			
1	=V1WC2/42.2	=V1WR1-FC1	Monitoring 480 VAC
2	=V1WC2/42.3	=V2WR1-FC1	Monitoring 480 VAC
3	=V1WC2/42.4	=V1AR11-FC1	Monitoring 480 VAC
4	=V1WC2/42.4	=V1AR12-FC1	Monitoring 480 VAC
5	=V1WC2/42.5	=V1AR13-FC1	Monitoring 480 VAC
6	=V1WC2/42.6	=V1AR21-FC1	Monitoring 480 VAC
7	=V1WC2/42.7	=V1AR22-FC1	Monitoring 480 VAC
8	=V1WC2/42.8	=V1AR23-FC1	Monitoring 480 VAC
9	=V1WC2/42.2	=V1AR24-FC1	Monitoring 480 VAC
10	=V1WC2/42.3	=V1AR25-FC1	Monitoring 480 VAC
11	=V1WC2/42.4	=V1AR41-FC1	Monitoring 480 VAC
12	=V1WC2/42.4	=V2AR181-FC1	Monitoring 480 VAC
13	=V1WC2/42.5	I53.4	Spare
14	=V1WC2/42.6	I53.5	Spare
15	=V1WC2/42.7	I53.6	Spare
16	=V1WC2/42.8	I53.7	Spare

-KF11.13
/4.5

ET 200SP SIEMENS
DI 16x24 VDC ST

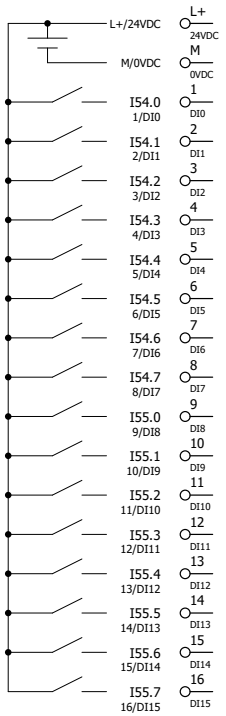

6ES7131-6BH01-0BA0

/4.6			
/4.7			
=V1WC2/43.2	I54.0	SPARE	
=V1WC2/43.3	I54.1	SPARE	
=V1WC2/43.4	I54.2	SPARE	
=V1WC2/43.4	I54.3	SPARE	
=V1WC2/43.5	I54.4	SPARE	
=V1WC2/43.6	I54.5	SPARE	
=V1WC2/43.7	I54.6	SPARE	
=V1WC2/43.8	I54.7	SPARE	
=V1WC3/4.2	=V1WC3+V1UC11-FC2	Monitoring 120 VAC	
=V1WC3/4.3	=V1WC3+V1UC11-FC3	Monitoring 120 VAC	
=V1WC3/4.4	=V1WC3+V1UC11-FC4	Monitoring 120 VAC	
=V1WC3/4.4	=V1WC3+V1UC11-FC6	Monitoring 120 VAC	
=V1WC3/4.5	=V1WC3+V1UC11-FC7	Monitoring 120 VAC	
=V1WC3/4.6	=V1WC3+V1UC11-FC8	Monitoring 120 VAC	
=V1WC3/4.7	=V1WC3+V1UC11-FC9	Monitoring 120 VAC	
=V1WC3/4.8	=V1WC3+V1UC11-FC10	Monitoring 120 VAC	

-KF11.14
/5.0

ET 200SP SIEMENS
DI 16x24 VDC ST

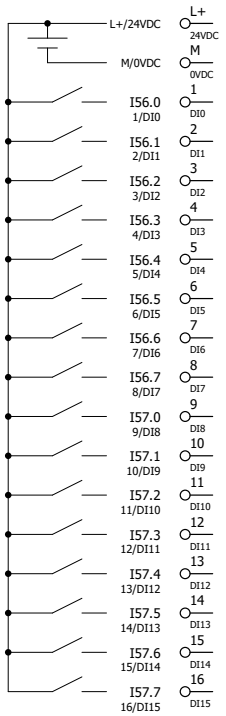

6ES7131-6BH01-0BA0

/5.1			
/5.2			
=V1FQ1/1.8	-KF11.51RQ	Monitoring Safety contactors 11.1L+	
=V1FQ1/2.8	-KF11.52RQ	Monitoring Safety contactors 12.1L+	
=V1FQ1/3.8	-KF11.53RQ	Monitoring Safety contactors 13.1L+	
=V1FQ1/4.8	-KF11.54RQ	Monitoring Safety contactors 14.1L+	
=V1SF0SF1+.UC71/1.1	=V1SF0SF1+V1UC71-SF1.1	S010-LT1 Operator Run Button 1	
=V1SF0SF2+.UC72/1.1	=V1SF0SF2+V1UC72-SF1.1	S010-LT2 Operator Run Button	
=KH0+KH0/1.6	=KH0-BP1_I	Monitoring Main AIR On	
=KH0+KH0/2.6	=KH0-BP2_I	Monitoring AIR On (S010-LT1 Fixture)	
=V1WC3/4.2	=V1WC3+V1UC11-FC11	Monitoring 120 VAC	
=KH0+KH0/3.6	=KH0-BP3_I	Monitoring AIR On (S010-LT2 Fixture)	
=KH0+KH0/4.6	=KH0-BP4_I	Monitoring AIR On (S020 Turntable)	
=KH0+KH0/7.6	=KH0-BP7_I	Monitoring AIR On (S040 Turntable)	
=KH3+KH3/1.6	=KH3-BF1_I	Monitoring Main Water Filter Dirty	
=KH3+KH3/2.6	=KH3-BF2_I	Monitoring Main Water On	
	I57.6	Spare	
	I57.7	Spare	

-KF11.21
/7.1
16 DO 24VDC

ET 200SP SIEMENS
DQ 16x24 VDC/0.5A ST

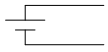

L+/24VDC	L+ 24VDC	/7.1		
M/0VDC	M 0VDC	/7.2		
Q50.0 1/DQ0	1 DQ0	=V1PZ1PF1+.UC61/1.3	=V1PZ1PF1+UC61-PF1_1	S010-LT1 Indication column Blue
Q50.1 2/DQ1	2 DQ1	=V1PZ1PF1+.UC61/1.4	=V1PZ1PF1+UC61-PF1_2	S010-LT1 Indication column Green
Q50.2 3/DQ2	3 DQ2	=V1PZ1PF1+.UC61/1.4	=V1PZ1PF1+UC61-PF1_3	S010-LT1 Indication column Yellow
Q50.3 4/DQ3	4 DQ3	=V1PZ1PF1+.UC61/1.5	=V1PZ1PF1+UC61-PF1_4	S010-LT1 Indication column Red
Q50.4 5/DQ4	5 DQ4	=V1PZ1PF1+.UC61/1.6	=V1PZ1PF1+UC61-PF1_5	S010-LT1 Indication column Siren
Q50.5 6/DQ5	6 DQ5	=V1PZ1PF2+.UC62/1.3	=V1PZ1PF2+UC62-PF2_1	S010-LT2 Indication column Blue
Q50.6 7/DQ6	7 DQ6	=V1PZ1PF2+.UC62/1.4	=V1PZ1PF2+UC62-PF1_2	S010-LT2 Indication column Green
Q50.7 8/DQ7	8 DQ7	=V1PZ1PF2+.UC62/1.4	=V1PZ1PF2+UC62-PF1_3	S010-LT2 Indication column Yellow
Q51.0 9/DQ8	9 DQ8	=V1PZ1PF2+.UC62/1.5	=V1PZ1PF2+UC62-PF1_4	S010-LT2 Indication column Red
Q51.1 10/DQ9	10 DQ9	=V1PZ1PF2+.UC62/1.6	=V1PZ1PF2+UC61-PF1_5	S010-LT2 Indication column Siren
Q51.2 11/DQ10	11 DQ10		Q51.2	Spare
Q51.3 12/DQ11	12 DQ11		Q51.3	Spare
Q51.4 13/DQ12	13 DQ12		Q51.4	Spare
Q51.5 14/DQ13	14 DQ13		Q51.5	Spare
Q51.6 15/DQ14	15 DQ14		Q51.6	Spare
Q51.7 16/DQ15	16 DQ15		Q51.7	Spare

6ES7132-6BH01-0BA0

12 14

			Date	9/20/2022	Volvo Trucks North America	Valiant TMS	ET200S DQ Overview KF11.21	Drawing name: =2V06&EFS_EL	= V1KF1	
			Ed.	MKLEPADLO					+ V1UC11	
			Appr		P6700 Rear Wall - Cell 2V06			Document type: EFS	Project nr: 22-16148	Page 13
Modification	Date	Name	Original		Replacement of / Replaced by	Scale 1:1				1460

-KF11.31
/6.0

ET 200SP SIEMENS
F-DI 8x24VDC HF

	L+ 24VDC	/6.1		
	M 0VDC	/6.2		
I5050.0	1 DI0	=V1FQ1+.FQ1/5.3	=V1WR1FQ1-BR11.1	S010-LT1 Light Curtain 1 Ch1
	9 VS0	=V1FQ1+.FQ1/5.3		
I5050.1	2 DI1	=V1FQ1+.FQ1/6.3	=V1WR1FQ1-BR12.1	S010-LT1 Light Curtain 2 Ch1
	10 VS1	=V1FQ1+.FQ1/6.3		
I5050.2	3 DI2	=V1FQ1+.FQ1/7.3	=V1WR1FQ1-BR13.1	S010-LT2 Light Curtain 1 Ch1
	11 VS2	=V1FQ1+.FQ1/7.3		
I5050.3	4 DI3	=V1FQ1+.FQ1/8.3	=V1WR1FQ1-BR13.1	S010-LT2 Light Curtain 2 Ch1
	12 VS3	=V1FQ1+.FQ1/8.3		
I5050.4	5 DI4	=V1FQ1+.FQ1/5.4	=V1WR1FQ1-BR11.2	S010-LT1 Light Curtain 1 Ch2
	13 VS4	=V1FQ1+.FQ1/5.5		
I5050.5	6 DI5	=V1FQ1+.FQ1/6.4	=V1WR1FQ1-BR12.2	S010-LT1 Light Curtain 2 Ch2
	14 VS5	=V1FQ1+.FQ1/6.5		
I5050.6	7 DI6	=V1FQ1+.FQ1/7.4	=V1WR1FQ1-BR13.2	S010-LT2 Light Curtain 1 Ch2
	15 VS6	=V1FQ1+.FQ1/7.5		
I5050.7	8 DI7	=V1FQ1+.FQ1/8.4	=V1WR1FQ1-BR14.2	S010-LT2 Light Curtain 2 Ch2
	16 VS7	=V1FQ1+.FQ1/8.5		

6ES7136-6BA00-0CA0

13 15

			Date	9/17/2022	Volvo Trucks North America	Valiant TMS	ET200S F-DI Overview KF11.31	Drawing name: =2V06&EFS_EL	= V1KF1	
			Ed.	MKLEPADLO					+ V1UC11	
			Appr		P6700 Rear Wall - Cell 2V06			Document type: EFS	Project nr: 22-16148	Page 14
Modification	Date	Name	Original		Replacement of	Replaced by	Scale 1:1			1460

-KF11.32
/6.3

ET 200SP SIEMENS
F-DI 8x24VDC HF

L+ 24VDC		/6.3		
M 0VDC		/6.4		
1 DI0	I5056.0	=V1SF0SF1+.UC71/1.5	=V1SF0SF1+V1UC71-SF1.4	S010-LT1 Operator Emergency Stop Ch1
9 VS0		=V1SF0SF1+.UC71/1.5		
2 DI1	I5056.1	=V1SF0SF2+.UC72/1.5	=V1SF0SF2+V1UC72-SF1.4	S010-LT2 Operator Emergency Stop Ch1
10 VS1		=V1SF0SF2+.UC72/1.5		
3 DI2	I5056.2	=V2FQ1+V2FQ1/6.3	=V2WR1FQ1-BR13.1	S035 Light Curtain 1&2 Ch1
11 VS2		=V2FQ1+V2FQ1/6.3		
4 DI3	I5056.3	=V2FQ1+V2FQ1/7.3	=V2WR1FQ1-BR13.1	S035 Light Curtain 3 Ch1
12 VS3		=V2FQ1+V2FQ1/7.3		
5 DI4	I5056.4	=V1SF0SF1+.UC71/1.6	=V1SF0SF1+V1UC71-SF1.6	S010-LT1 Operator Emergency Stop Ch2
13 VS4		=V1SF0SF1+.UC71/1.6		
6 DI5	I5056.5	=V1SF0SF2+.UC72/1.6	=V1SF0SF2+V1UC72-SF1.6	S010-LT2 Operator Emergency Stop Ch2
14 VS5		=V1SF0SF2+.UC72/1.6		
7 DI6	I5056.6	=V2FQ1+V2FQ1/6.4	=V2WR1FQ1-BR13.2	S035 Light Curtain 1&2 Ch2
15 VS6		=V2FQ1+V2FQ1/6.5		
8 DI7	I5056.7	=V2FQ1+V2FQ1/7.4	=V2WR1FQ1-BR13.2	S035 Light Curtain 3 Ch2
16 VS7		=V2FQ1+V2FQ1/7.5		

6ES7136-6BA00-0CA0

			Date	9/17/2022	Volvo Trucks North America	Valiant TMS	ET200S F-DI Overview KF11.32	Drawing name: =2V06&EFS_EL	= V1KF1	
			Ed.	MKLEPADLO					+ V1UC11	
			Appr		P6700 Rear Wall - Cell 2V06			Document type: EFS	Project nr: 22-16148	Page 15
Modification	Date	Name	Original		Replacement of / Replaced by	Scale 1:1				1460

-KF11.41
/8.0

ET 200SP SIEMENS
F-DQ 4X24VDC/2A PM HF

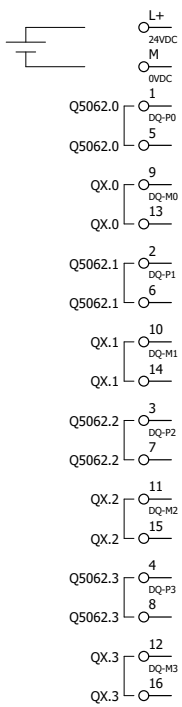

/8.1
/8.2
=V1FQ1/1.1
=V1FQ1/1.1
=V1FQ1/2.1
=V1FQ1/2.1
=V1FQ1/3.1
=V1FQ1/3.1
=V1FQ1/4.1
=V1FQ1/4.1

-KF11.51 Switched Power 1 11.1L+
-KF11.52 Switched Power 2 12.1L+
-KF11.53 Switched Power 3 13.1L+
-KF11.54 Switched Power 4 14.1L+

6ES7136-6DB00-0CA0 + BU15-P16+A0+2B

15 17

			Date	9/17/2022	Volvo Trucks North America		Valiant TMS	ET200S F-DQ Overview KF11.41	Drawing name: =2V06&EFS_EL	= V1KF1
			Ed.	MKLEPADLO						+ V1UC11
			Appr		P6700 Rear Wall - Cell 2V06				Document type: EFS	Project nr: 22-16148 Page 16
Modification	Date	Name	Original		Replacement of	Replaced by	Scale 1:1			1460

-KF11.42
/8.5

ET 200SP SIEMENS
F-DQ 4X24VDC/2A PM HF

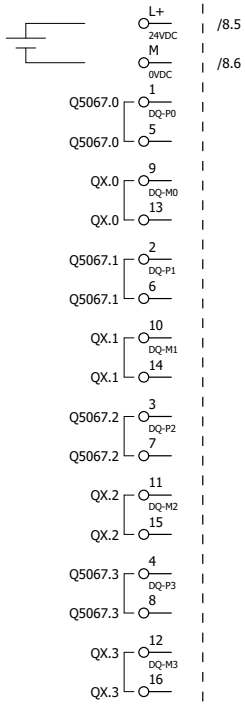

Q5067.0	Spare	
Q5067.1	Spare	
Q5067.2	Spare	
Q5067.3	Spare	

6ES7136-6DB00-0CA0 + BU15-P16+A0+2B

16 18

			Date	9/17/2022	Volvo Trucks North America		Valiant TMS	ET200S F-DQ Overview KF11.42	Drawing name: =2V06&EFS_EL	= V1KF1	
			Ed.	MKLEPADLO						+ V1UC11	
			Appr		P6700 Rear Wall - Cell 2V06				Document type: EFS	Project nr: 22-16148	Page 17
Modification	Date	Name	Original		Replacement of	Replaced by	Scale 1:1				1460

-KF11.51
=V1FQ1/1.2
=V1WC4/12.1

ET 200SP SIEMENS
F-RQ 1x24VDC/24..230VAC/5A

1 RQ01+	=V1WC4/12.2	11L+
2 RQ01-	=V1WC4/12.2	11.1L+
3 RQ02+	=V1WC4/12.3	11L+
4 RQ02-	=V1WC4/12.4	11.1L+
9 IN P	=V1FQ1/1.3	Switched Power 1 11.1L+P
10 OUT P	=V1FQ1/1.4	SPARE
11 IN M	=V1FQ1/1.4	Switched Power 1 11.1L+M
12 OUT M	=V1FQ1/1.5	SPARE
1A AUX		
2A AUX		
3A AUX		
4A AUX		

6ES7136-6RA00-0BF0 + BU20-P8+A4+0B

17 19

			Date	9/17/2022	Volvo Trucks North America	Valiant TMS	ET200S F-RQ Overview KF11.51	Drawing name: =2V06&EFS_EL	= V1KF1	
			Ed.	MKLEPADLO					+ V1UC11	
			Appr		P6700 Rear Wall - Cell 2V06			Document type: EFS	Project nr: 22-16148	Page 18
Modification	Date	Name	Original		Replacement of	Replaced by	Scale 1:1			1460

-KF11.52
=V1FQ1/2.2
=V1WC4/13.1

ET 200SP SIEMENS
F-RQ 1x24VDC/24..230VAC/5A

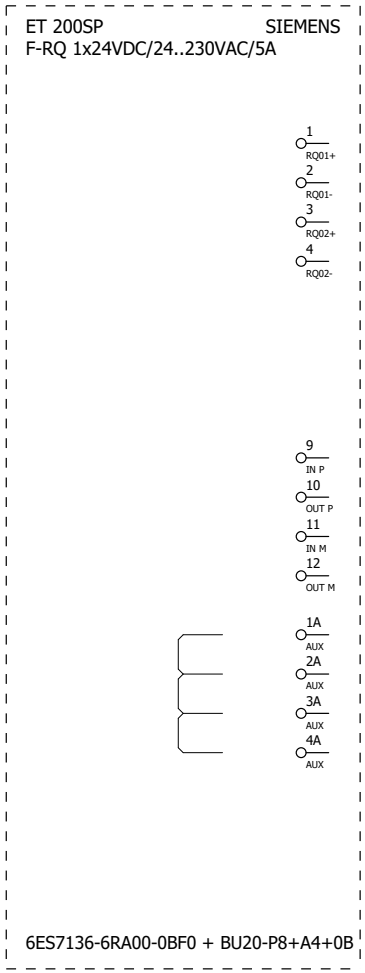

=V1WC4/13.2	12L+
=V1WC4/13.2	12.1L+
=V1WC4/13.3	12L+
=V1WC4/13.4	12.1L+
=V1FQ1/2.3	Switched Power 2 12.1L+P
=V1FQ1/2.4	SPARE
=V1FQ1/2.4	Switched Power 2 12.1L+M
=V1FQ1/2.5	SPARE

6ES7136-6RA00-0BF0 + BU20-P8+A4+0B

			Date	9/17/2022	Volvo Trucks North America	Valiant TMS	ET200S F-RQ Overview KF11.52	Drawing name: =2V06&EFS_EL	= V1KF1	
			Ed.	MKLEPADLO					+ V1UC11	
			Appr		P6700 Rear Wall - Cell 2V06			Document type: EFS	Project nr: 22-16148	Page 19
Modification	Date	Name	Original		Replacement of	Replaced by	Scale 1:1			1460

-KF11.53
=V1FQ1/3.2
=V1WC4/14.1

ET 200SP SIEMENS
F-RQ 1x24VDC/24..230VAC/5A

1 RQ01+	=V1WC4/14.2	13L+
2 RQ01-	=V1WC4/14.2	13.1L+
3 RQ02+	=V1WC4/14.3	13L+
4 RQ02-	=V1WC4/14.4	13.1L+
9 IN P	=V1FQ1/3.3	Switched Power 3 13.1L+P
10 OUT P	=V1FQ1/3.4	SPARE
11 IN M	=V1FQ1/3.4	Switched Power 3 13.1L+M
12 OUT M	=V1FQ1/3.5	SPARE

1A AUX
2A AUX
3A AUX
4A AUX

6ES7136-6RA00-0BF0 + BU20-P8+A4+0B

19 21

			Date	9/17/2022	Volvo Trucks North America		Valiant TMS	ET200S F-RQ Overview KF11.53	Drawing name: =2V06&EFS_EL	= V1KF1
			Ed.	MKLEPADLO						+ V1UC11
			Appr		P6700 Rear Wall - Cell 2V06				Document type: EFS	Project nr: 22-16148
Modification	Date	Name	Original		Replacement of	Replaced by	Scale 1:1			Page 20 / 1460

-KF11.54
=V1FQ1/4.2
=V1WC4/15.1

ET 200SP SIEMENS
F-RQ 1x24VDC/24..230VAC/5A

1 RQ01+	=V1WC4/15.2	14L+
2 RQ01-	=V1WC4/15.2	14.1L+
3 RQ02+	=V1WC4/15.3	14L+
4 RQ02-	=V1WC4/15.4	14.1L+
9 IN P	=V1FQ1/4.3	Switched Power 4 14.1L+P
10 OUT P	=V1FQ1/4.4	SPARE
11 IN M	=V1FQ1/4.4	Switched Power 4 14.1L+M
12 OUT M	=V1FQ1/4.5	SPARE
1A AUX		
2A AUX		
3A AUX		
4A AUX		

6ES7136-6RA00-0BF0 + BU20-P8+A4+0B

			Date	9/17/2022	Volvo Trucks North America		Valiant TMS	ET200S F-RQ Overview KF11.54	Drawing name: =2V06&EFS_EL	= V1KF1
			Ed.	MKLEPADLO						+ V1UC11
			Appr		P6700 Rear Wall - Cell 2V06				Document type: EFS	Project nr: 22-16148 Page 21
Modification	Date	Name	Original		Replacement of	Replaced by	Scale 1:1			1460



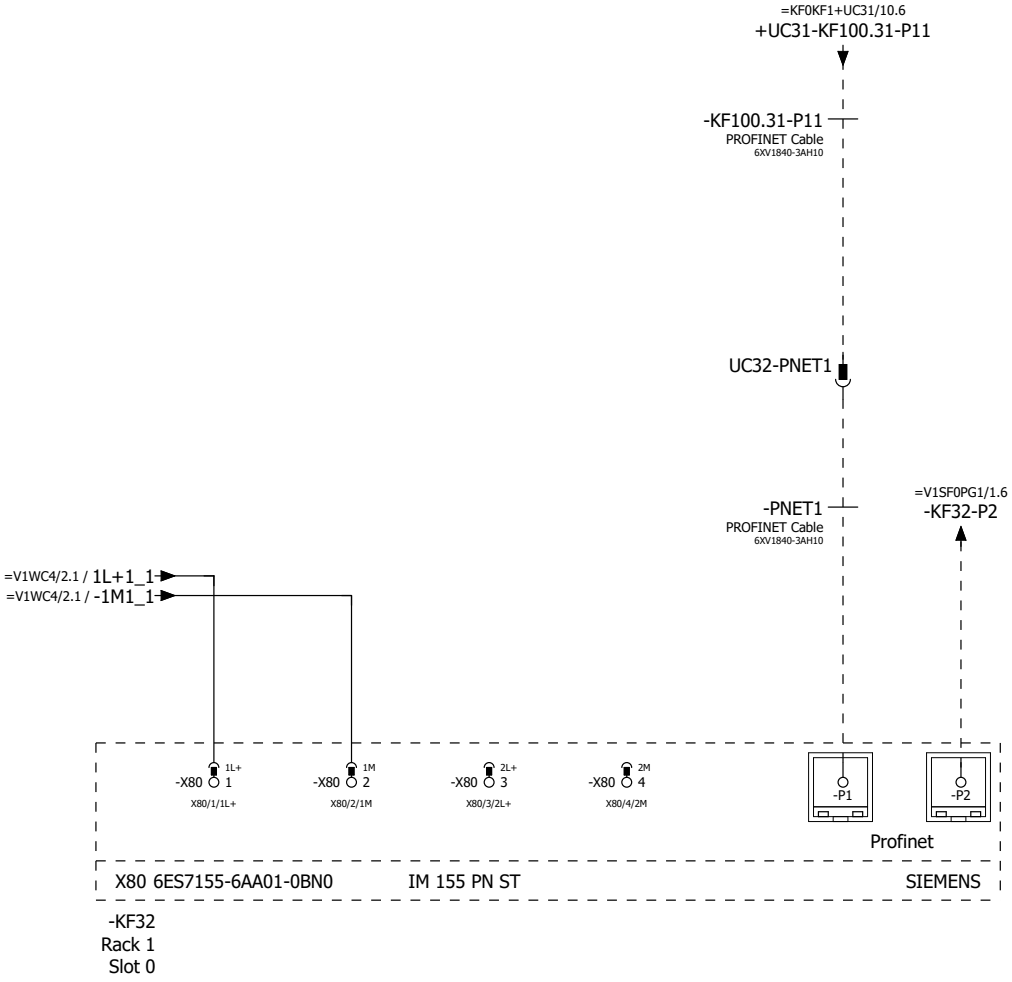

+.UC11/21

2

			Date	12/14/2022	Volvo Trucks North America		Valiant TMS	IM 155 PN	Drawing name: =2V06&EFS_EL	= V1KF1
			Ed.	MKLEPADLO						+ V1UC32
			Appr		P6700 Rear Wall - Cell 2V06				Document type: EFS	Project nr: 22-16148
Modification	Date	Name	Original		Replacement of	Replaced by	Scale 1:1			Page 1 / 1460

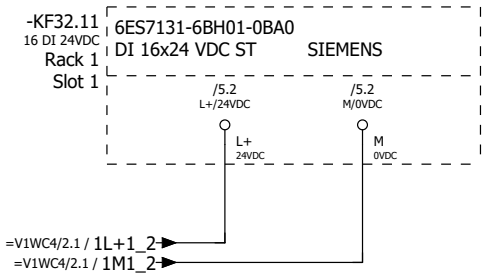

			Date	12/14/2022	Volvo Trucks North America		Valiant TMS	ET200S Wiring DI	Drawing name: =2V06&EFS_EL		= V1KF1
			Ed.	MKLEPADLO							+ V1UC32
			Appr		P6700 Rear Wall - Cell 2V06				Document type: EFS	Project nr: 22-16148	Page 2
Modification	Date	Name	Original		Replacement of	Replaced by	Scale 1:1				1460

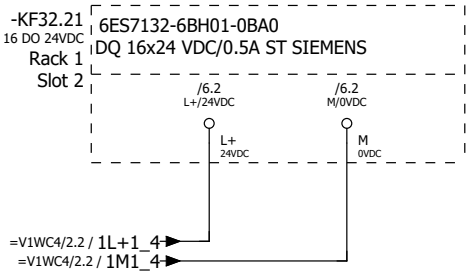

			Date	12/14/2022	Volvo Trucks North America		Valiant TMS	ET200S Wiring DO	Drawing name: =2V06&EFS_EL	= V1KF1	
			Ed.	MKLEPADLO						+ V1UC32	
			Appr		P6700 Rear Wall - Cell 2V06				Document type: EFS	Project nr: 22-16148	Page 3
Modification	Date	Name	Original		Replacement of	Replaced by	Scale 1:1				1460

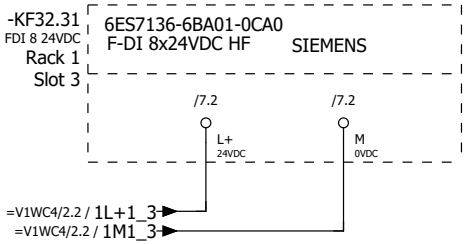

			Date	12/14/2022	Volvo Trucks North America		Valiant TMS	ET200S Wiring F-DI	Drawing name: =2V06&EFS_EL		= V1KF1
			Ed.	MKLEPADLO							+ V1UC32
			Appr		P6700 Rear Wall - Cell 2V06				Document type: EFS	Project nr: 22-16148	Page 4
Modification	Date	Name	Original		Replacement of	Replaced by	Scale 1:1				1460

-KF32.11

ET 200SP SIEMENS
DI 16x24 VDC ST

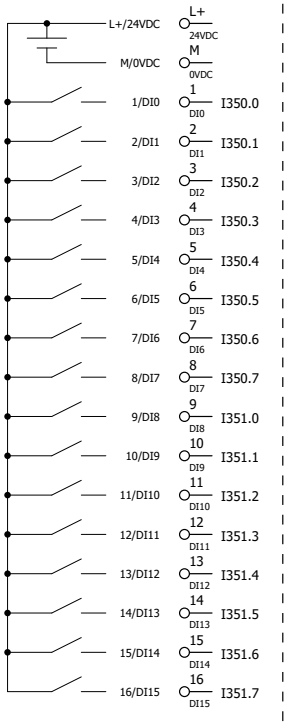

6ES7131-6BH01-0BA0

/2.1			
/2.2			
	I350.0	Spare	
	I350.1	Spare	
=V1SF0PG1/2.7	=V1SF0PG1+V1UC32-SF3_4	Start auto PB	
	I350.3	Spare	
=V1SF0PG1/2.5	=V1SF0PG1+V1UC32-SF1_4	Set PB	
=V1SF0PG1/2.2	=V1SF0PG1+V1UC32-SF2_4	Reset PB	
	I350.6	Spare	
	I350.7	Spare	
=V1WC4/3.2	=V1WC4+V1UC32-FC1	Monitoring 24 VDC	
=V1WC4/3.4	=V1WC4+V1UC32-FC2	Monitoring 24 VDC	
	I351.2	Spare	
	I351.3	Spare	
	I351.4	Spare	
	I351.5	Spare	
	I351.6	Spare	
	I351.7	Spare	

4 6

			Date	12/16/2022	Volvo Trucks North America	Valiant TMS	ET200S Cross-reference Input module	Drawing name: =2V06&EFS_EL	= V1KF1
			Ed.	KMAFFRE					+ V1UC32
			Appr		P6700 Rear Wall - Cell 2V06			Document type: EFS	Project nr: 22-16148
Modification	Date	Name	Original		Replacement of	Replaced by	Scale 1:1		Page 5 / 1460

-KF32.21

ET 200SP SIEMENS
DQ 16x24 VDC/0.5A ST

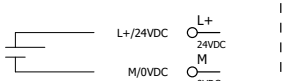

1/DQ0	Q350.0		Q350.0	Spare	
2/DQ1	Q350.1	=V1SF0PG1/2.8	=V1SF0PG1+V1UC32-PF3_Q	Start auto LT	
3/DQ2	Q350.2	=V1PZ1/1.3	=V1PZ1+V1UC32-PF1_1	Area 1 Indication column Green	
4/DQ3	Q350.3	=V1PZ1/1.3	=V1PZ1+V1UC32-PF1_2	Area 1 Indication column Red	
5/DQ4	Q350.4	=V1PZ1/1.4	=V1PZ1+V1UC32-PF1_3	Area 1 Indication column Siren	
6/DQ5	Q350.5		Q350.5	Spare	
7/DQ6	Q350.6		Q350.6	Spare	
8/DQ7	Q350.7		Q350.7	Spare	
9/DQ8	Q351.0		Q351.0	Spare	
10/DQ9	Q351.1		Q351.1	Spare	
11/DQ10	Q351.2		Q351.2	Spare	
12/DQ11	Q351.3		Q351.3	Spare	
13/DQ12	Q351.4		Q351.4	Spare	
14/DQ13	Q351.5		Q351.5	Spare	
15/DQ14	Q351.6		Q351.6	Spare	
16/DQ15	Q351.7		Q351.7	Spare	

L+ /3.1
M /3.2

6ES7132-6BH01-0BA0

-KF32.31
/4.0

ET 200SP SIEMENS
F-DI 8x24VDC HF

	L+ 24VDC	/4.1			
	M 0VDC	/4.2			
I5350.0	1 DI0	=FQ0V1SF1S01/1.3	=FQ0V1SF1S01+UC32-SF1.1	Emergency stop Ch1	
	9 VS0	=FQ0V1SF1S01/1.3			
I5350.1	2 DI1		I5350.1	Spare	
	10 VS1				
I5350.2	3 DI2		I5350.2	Spare	
	11 VS2				
I5350.3	4 DI3		I5350.3	Spare	
	12 VS3				
I5350.4	5 DI4	=FQ0V1SF1S01/1.4	=FQ0V1SF1S01+UC32-SF1.11	Emergency stop Ch2	
	13 VS4	=FQ0V1SF1S01/1.4			
I5350.5	6 DI5		I5350.5	Spare	
	14 VS5				
I5350.6	7 DI6		I5350.6	Spare	
	15 VS6				
I5350.7	8 DI7		I5350.7	Spare	
	16 VS7				

6ES7136-6BA01-0CA0

			Date	9/18/2022	Volvo Trucks North America	Valiant TMS	ET200S Cross-reference Safe input module	Drawing name: =2V06&EFS_EL	= V1KF1	
			Ed.	MKLEPADLO					+ V1UC32	
			Appr		P6700 Rear Wall - Cell 2V06			Document type: EFS	Project nr: 22-16148	Page 7
Modification	Date	Name	Original		Replacement of / Replaced by	Scale 1:1				1460

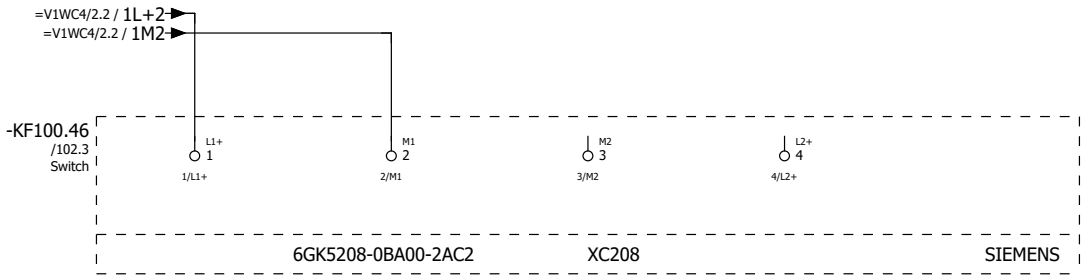

			Date	12/14/2022	Volvo Trucks North America		Valiant TMS	Switch, Scalance XC208	Drawing name: =2V06&EFS_EL	= V1KF1
			Ed.	MKLEPADLO						+ V1UC46
			Appr		P6700 Rear Wall - Cell 2V06				Document type: EFS	Project nr: 22-16148
Modification	Date	Name	Original		Replacement of	Replaced by	Scale 1:1			Page 101 / 1460

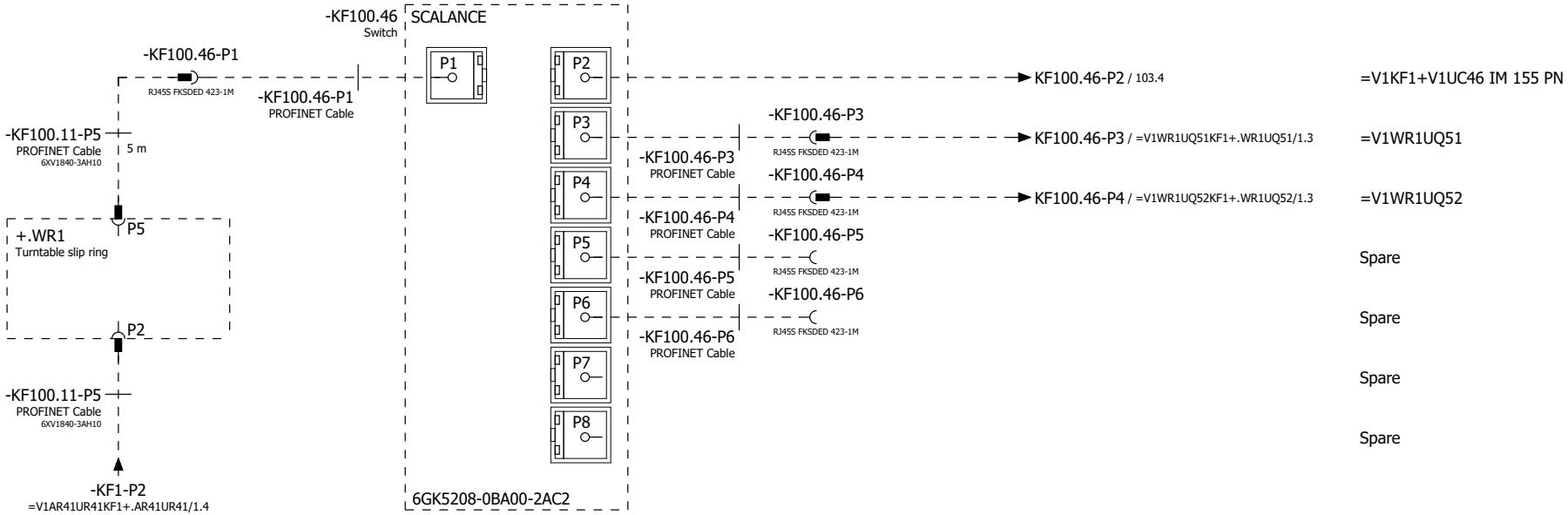

101

103

			Date	12/14/2022	Volvo Trucks North America		Valiant TMS	Network Overview	Drawing name: =2V06&EFS_EL	= V1KF1	
			Ed.	MKLEPADLO						+ V1UC46	
			Appr		P6700 Rear Wall - Cell 2V06				Document type: EFS	Project nr: 22-16148	Page 102
Modification	Date	Name	Original		Replacement of	Replaced by	Scale 1:1				1460



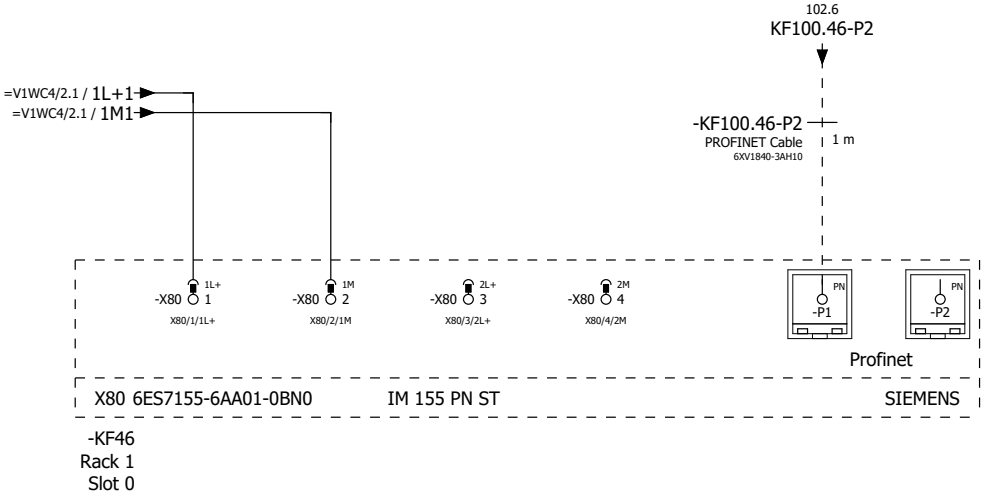

			Date	12/14/2022	Volvo Trucks North America		Valiant TMS	IM 155 PN	Drawing name: =2V06&EFS_EL	= V1KF1
			Ed.	MKLEPADLO						+ V1UC46
			Appr		P6700 Rear Wall - Cell 2V06				Document type: EFS	Project nr: 22-16148
Modification	Date	Name	Original		Replacement of	Replaced by	Scale 1:1			Page 103 / 1460

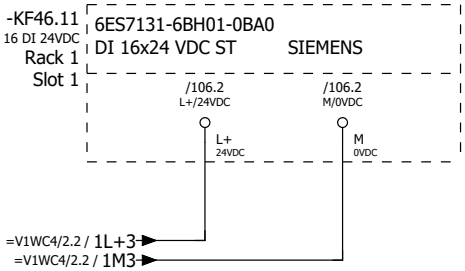

			Date	12/14/2022	Volvo Trucks North America		Valiant TMS	ET200S Wiring DI	Drawing name: =2V06&EFS_EL	= V1KF1	
			Ed.	MKLEPADLO						+ V1UC46	
			Appr		P6700 Rear Wall - Cell 2V06				Document type: EFS	Project nr: 22-16148	Page 104
Modification	Date	Name	Original		Replacement of	Replaced by	Scale 1:1				1460

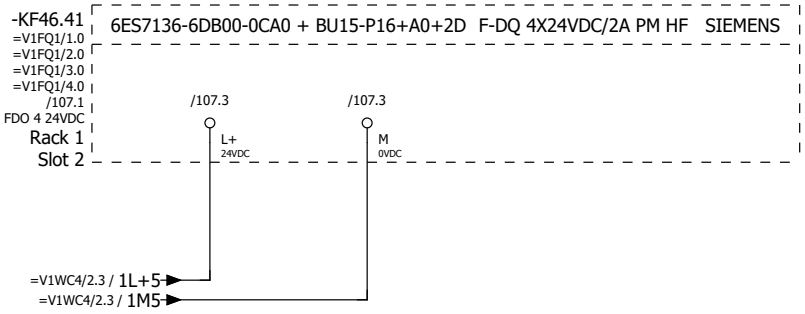

			Date	12/14/2022	Volvo Trucks North America		Valiant TMS	ET200S Wiring F-DQ	Drawing name: =2V06&EFS_EL	= V1KF1
			Ed.	MKLEPADLO						+ V1UC46
			Appr		P6700 Rear Wall - Cell 2V06				Document type: EFS	Project nr: 22-16148 Page 105
Modification	Date	Name	Original		Replacement of	Replaced by	Scale 1:1			1460

-KF46.11
/104.1

ET 200SP SIEMENS
DI 16x24 VDC ST

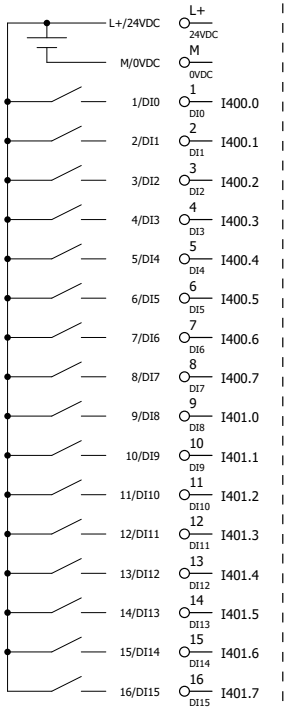

6ES7131-6BH01-0BA0

/104.1			
/104.2			
=V1FQ1/1.8	=KF46.51RQ	Monitoring Safety Power 2.1L+	
=V1FQ1/2.8	=KF46.52RQ	Monitoring Safety Power 2.2L+	
=V1FQ1/3.8	=KF46.53RQ	Monitoring Safety Power 3.1L+	
=V1FQ1/4.8	=KF46.54RQ	Monitoring Safety Power 3.2L+	
	I400.4	Spare	
	I400.5	Spare	
	I400.6	Spare	
	I400.7	Spare	
	I401.0	Spare	
	I401.1	Spare	
=V1WC3/2.2	=V1WC3+V1UC46-FC1	Monitoring 120 VAC	
=V1WC4/1.5	=V1WC4+V1UC46-TA1_I	Monitoring 24 VDC	
=V1WC4/1.3	=V1WC4+V1UC46-FC11_I	Monitoring 24 VDC	
	I401.5	Spare	
	I401.6	Spare	
	I401.7	Spare	

			Date	9/17/2022	Volvo Trucks North America		Valiant TMS	ET200S DI Overview KF46.11	Drawing name: =2V06&EFS_EL	= V1KF1	
			Ed.	MKLEPADLO						+ V1UC46	
			Appr		P6700 Rear Wall - Cell 2V06				Document type: EFS	Project nr: 22-16148	Page 106
Modification	Date	Name	Original		Replacement of	Replaced by	Scale 1:1				1460

-KF46.41
/105.0

ET 200SP SIEMENS
F-DQ 4X24VDC/2A PM HF

/105.1
/105.2

Q5400.0 1	=V1FQ1/1.1	-KF46.51	UQ51 motion power enable
Q5400.0 5			
QX.0 9	=V1FQ1/1.1		
QX.0 13			
Q5400.1 2	=V1FQ1/2.1	-KF46.52	UQ52 motion power enable
Q5400.1 6			
QX.1 10	=V1FQ1/2.1		
QX.1 14			
Q5400.2 3	=V1FQ1/3.1	-KF46.53	UQ53 motion power enable
Q5400.2 7			
QX.2 11	=V1FQ1/3.1		
QX.2 15			
Q5400.3 4	=V1FQ1/4.1	-KF46.54	UQ54 motion power enable
Q5400.3 8			
QX.3 12	=V1FQ1/4.1		
QX.3 16			

6ES7136-6DB00-0CA0 + BU15-P16+A0+2D

			Date	9/17/2022	Volvo Trucks North America		Valiant TMS	ET200S F-DQ Overview KF46.41	Drawing name: =2V06&EFS_EL	= V1KF1	
			Ed.	MKLEPADLO						+ V1UC46	
			Appr		P6700 Rear Wall - Cell 2V06				Document type: EFS	Project nr: 22-16148	Page 107
Modification	Date	Name	Original		Replacement of	Replaced by	Scale 1:1				1460

-KF46.51
=V1FQ1/1.2
=V1WC4/3.1

ET 200SP SIEMENS
F-RQ 1x24VDC/24..230VAC/5A

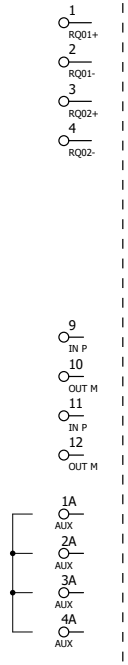

=V1WC4/3.2	2L+
=V1WC4/3.2	2.1L+
=V1WC4/3.3	2L+
=V1WC4/3.4	2.1L+
=V1FQ1/1.3	UQ51 motion power enable
=V1FQ1/1.4	Spare
=V1FQ1/1.4	UQ51 motion power enable
=V1FQ1/1.5	Spare

6ES7136-6RA00-0BF0 + BU20-P8+A4+0B

107 109

			Date	9/17/2022	Volvo Trucks North America		Valiant TMS	ET200S F-RQ Overview KF46.51	Drawing name: =2V06&EFS_EL	= V1KF1	
			Ed.	MKLEPADLO						+ V1UC46	
			Appr		P6700 Rear Wall - Cell 2V06				Document type: EFS	Project nr: 22-16148	Page 108
Modification	Date	Name	Original		Replacement of	Replaced by	Scale 1:1				1460

-KF46.52
=V1FQ1/2.2
=V1WC4/4.1

ET 200SP SIEMENS
F-RQ 1x24VDC/24..230VAC/5A

1 RQ01+	=V1WC4/4.2	2L+
2 RQ01-	=V1WC4/4.2	2.2L+
3 RQ02+	=V1WC4/4.3	2L+
4 RQ02-	=V1WC4/4.4	2.2L+
9 IN P	=V1FQ1/2.3	UQ52 motion power enable
10 OUT M	=V1FQ1/2.4	Spare
11 IN P	=V1FQ1/2.4	UQ52 motion power enable
12 OUT M	=V1FQ1/2.5	Spare

1A AUX
2A AUX
3A AUX
4A AUX

6ES7136-6RA00-0BF0 + BU20-P8+A4+0B

			Date	9/17/2022	Volvo Trucks North America	Valiant TMS	ET200S F-RQ Overview KF46.52	Drawing name: =2V06&EFS_EL	= V1KF1
			Ed.	MKLEPADLO					+ V1UC46
			Appr		P6700 Rear Wall - Cell 2V06			Document type: EFS	Project nr: 22-16148
Modification	Date	Name	Original		Replacement of	Replaced by	Scale 1:1		Page 109 / 1460

-KF46.53
=V1FQ1/3.2
=V1WC4/5.1

ET 200SP SIEMENS
F-RQ 1x24VDC/24..230VAC/5A

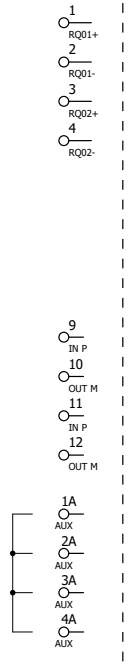

=V1WC4/5.2	3L+
=V1WC4/5.2	3.1L+
=V1WC4/5.3	3L+
=V1WC4/5.4	3.1L+
=V1FQ1/3.3	UQ53 motion power enable
=V1FQ1/3.4	Spare
=V1FQ1/3.4	UQ53 motion power enable
=V1FQ1/3.5	Spare

6ES7136-6RA00-0BF0 + BU20-P8+A4+0B

			Date	9/17/2022	Volvo Trucks North America		Valiant TMS	ET200S F-RQ Overview KF46.53	Drawing name: =2V06&EFS_EL	= V1KF1	
			Ed.	MKLEPADLO						+ V1UC46	
			Appr		P6700 Rear Wall - Cell 2V06		Scale 1:1		Document type: EFS	Project nr: 22-16148	Page 110
Modification	Date	Name	Original		Replacement of	Replaced by					1460

-KF46.54
=V1FQ1/4.2
=V1WC4/6.1

ET 200SP SIEMENS
F-RQ 1x24VDC/24..230VAC/5A

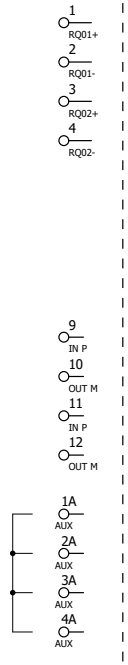

=V1WC4/6.2	3L+
=V1WC4/6.2	3.2L+
=V1WC4/6.3	3L+
=V1WC4/6.4	3.2L+
=V1FQ1/4.3	UQ54 motion power enable
=V1FQ1/4.4	Spare
=V1FQ1/4.4	UQ54 motion power enable
=V1FQ1/4.5	Spare

6ES7136-6RA00-0BF0 + BU20-P8+A4+0B

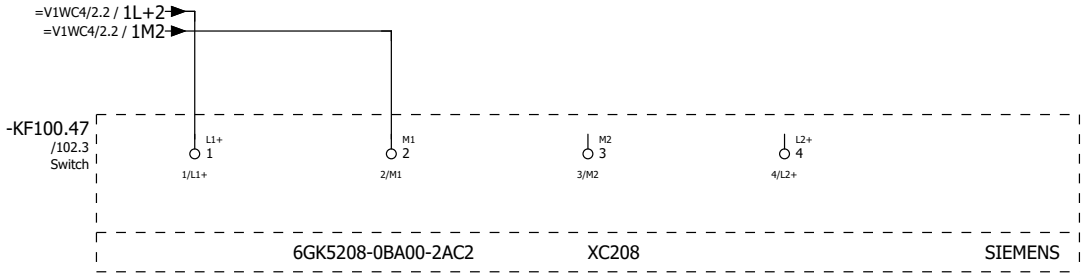

			Date	12/14/2022	Volvo Trucks North America		Valiant TMS	Switch, Scalance XC208	Drawing name: =2V06&EFS_EL	= V1KF1
			Ed.	MKLEPADLO						+ V1UC47
			Appr		P6700 Rear Wall - Cell 2V06				Document type: EFS	Project nr: 22-16148 Page 101
Modification	Date	Name	Original		Replacement of	Replaced by	Scale 1:1			1460

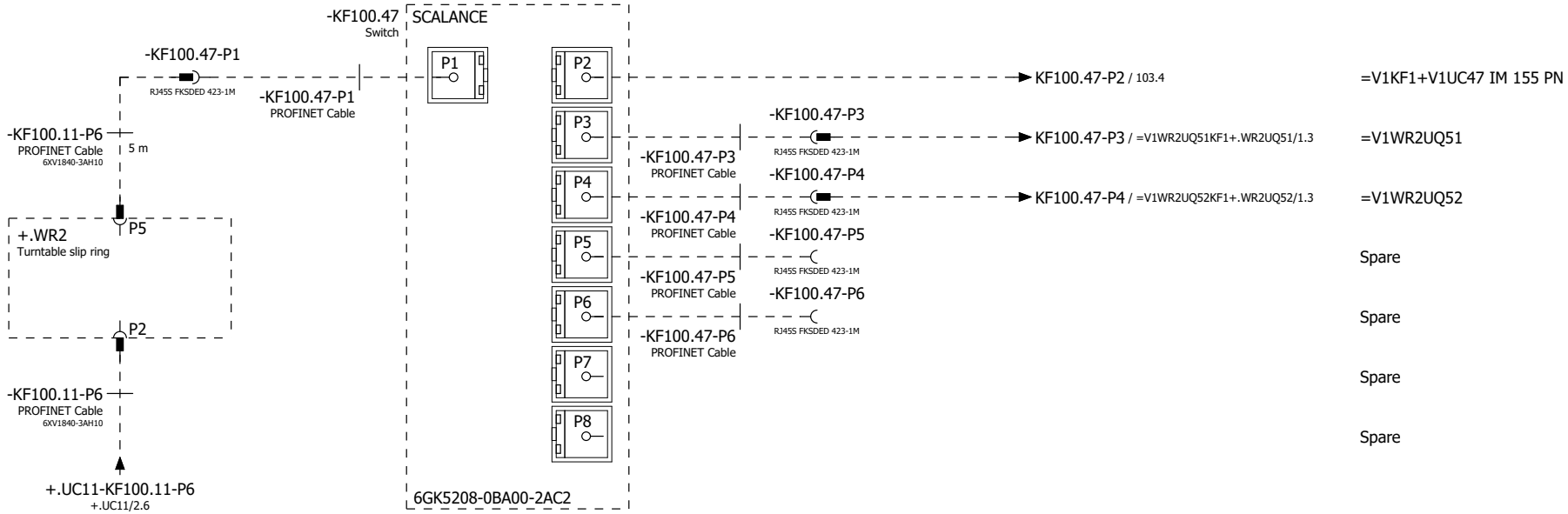

			Date	12/14/2022	Volvo Trucks North America		Valiant TMS	Network Overview	Drawing name: =2V06&EFS_EL	= V1KF1	
			Ed.	MKLEPADLO						+ V1UC47	
			Appr		P6700 Rear Wall - Cell 2V06				Document type: EFS	Project nr: 22-16148	Page 102
Modification	Date	Name	Original		Replacement of	Replaced by	Scale 1:1				1460



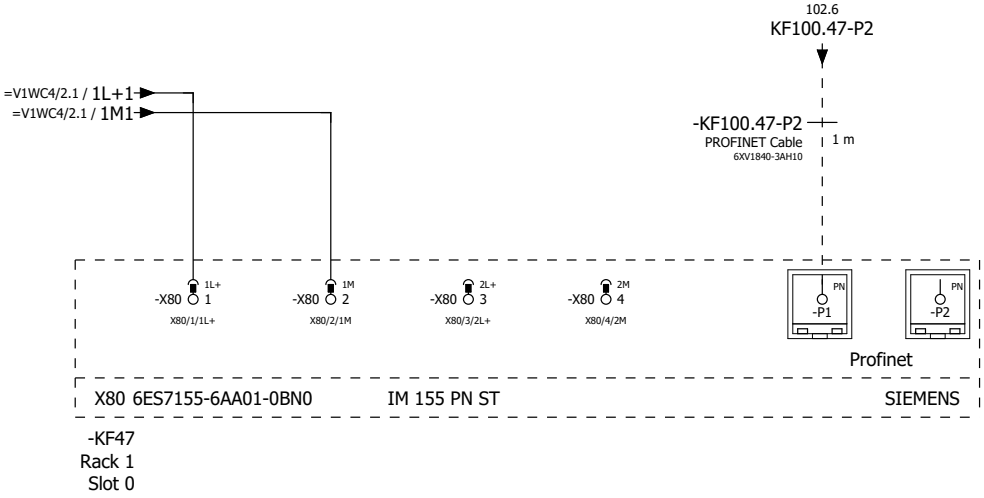

			Date	12/14/2022	Volvo Trucks North America		Valiant TMS	IM 155 PN	Drawing name: =2V06&EFS_EL	= V1KF1
			Ed.	MKLEPADLO						+ V1UC47
			Appr		P6700 Rear Wall - Cell 2V06				Document type: EFS	Project nr: 22-16148
Modification	Date	Name	Original		Replacement of	Replaced by	Scale 1:1			Page 103 / 1460

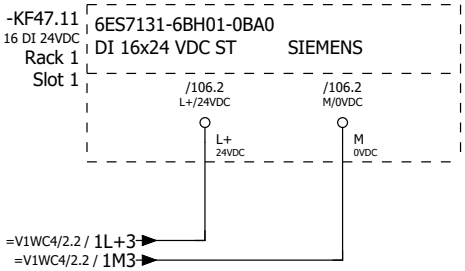

			Date	12/14/2022	Volvo Trucks North America		Valiant TMS	ET200S Wiring DI	Drawing name: =2V06&EFS_EL	= V1KF1	
			Ed.	MKLEPADLO						+ V1UC47	
			Appr		P6700 Rear Wall - Cell 2V06				Document type: EFS	Project nr: 22-16148	Page 104
Modification	Date	Name	Original		Replacement of	Replaced by	Scale 1:1				1460

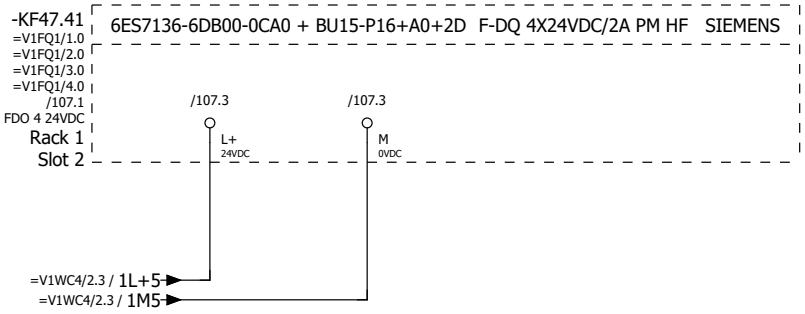

			Date	12/14/2022	Volvo Trucks North America		Valiant TMS	ET200S Wiring F-DQ	Drawing name: =2V06&EFS_EL	= V1KF1
			Ed.	MKLEPADLO						+ V1UC47
			Appr		P6700 Rear Wall - Cell 2V06				Document type: EFS	Project nr: 22-16148 Page 105
Modification	Date	Name	Original		Replacement of	Replaced by	Scale 1:1			1460

-KF47.11
/104.1

ET 200SP SIEMENS
DI 16x24 VDC ST

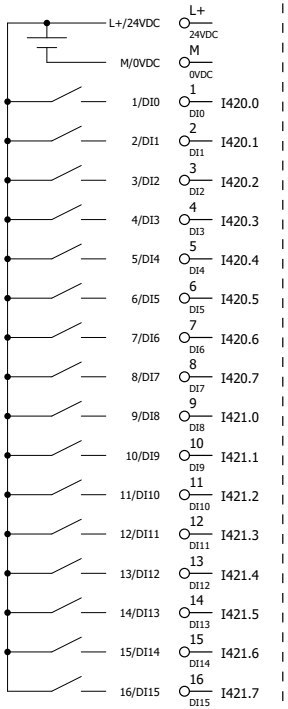

	/104.1		
	/104.2		
I420.0	=V1FQ1/1.8	=KF47.51RQ	Monitoring Safety Power 2.1L+
I420.1	=V1FQ1/2.8	=KF47.52RQ	Monitoring Safety Power 2.2L+
I420.2	=V1FQ1/3.8	=KF47.53RQ	Monitoring Safety Power 3.1L+
I420.3	=V1FQ1/4.8	=KF47.54RQ	Monitoring Safety Power 3.2L+
I420.4		I420.4	Spare
I420.5		I420.5	Spare
I420.6		I420.6	Spare
I420.7		I420.7	Spare
I421.0		I421.0	Spare
I421.1		I421.1	Spare
I421.2	=V1WC3/2.2	=V1WC3+V1UC47-FC1	Monitoring 120 VAC
I421.3	=V1WC4/1.5	=V1WC4+V1UC47-TA1_I	Monitoring 24 VDC
I421.4	=V1WC4/1.3	=V1WC4+V1UC47-FC11_I	Monitoring 24 VDC
I421.5		I421.5	Spare
I421.6		I421.6	Spare
I421.7		I421.7	Spare

6ES7131-6BH01-0BA0

			Date	9/30/2022	Volvo Trucks North America		Valiant TMS	ET200S DI Overview KF47.11	Drawing name: =2V06&EFS_EL	= V1KF1	
			Ed.	MKLEPADLO						+ V1UC47	
			Appr		P6700 Rear Wall - Cell 2V06				Document type: EFS	Project nr: 22-16148	Page 106
Modification	Date	Name	Original		Replacement of	Replaced by	Scale 1:1				1460

-KF47.41
/105.0

ET 200SP SIEMENS
F-DQ 4X24VDC/2A PM HF

/105.1
/105.2

Q5420.0 1	=V1FQ1/1.1	-KF47.51	UQ51 motion power enable
Q5420.0 5			
QX.0 9	=V1FQ1/1.1		
QX.0 13			
Q5420.1 2	=V1FQ1/2.1	-KF47.52	UQ52 motion power enable
Q5420.1 6			
QX.1 10	=V1FQ1/2.1		
QX.1 14			
Q5420.2 3	=V1FQ1/3.1	-KF47.53	UQ53 motion power enable
Q5420.2 7			
QX.2 11	=V1FQ1/3.1		
QX.2 15			
Q5420.3 4	=V1FQ1/4.1	-KF47.54	UQ54 motion power enable
Q5420.3 8			
QX.3 12	=V1FQ1/4.1		
QX.3 16			

6ES7136-6DB00-0CA0 + BU15-P16+A0+2D

			Date	9/30/2022	Volvo Trucks North America		Valiant TMS	ET200S F-DQ Overview KF47.41	Drawing name: =2V06&EFS_EL	= V1KF1	
			Ed.	MKLEPADLO						+ V1UC47	
			Appr		P6700 Rear Wall - Cell 2V06				Document type: EFS	Project nr: 22-16148	Page 107
Modification	Date	Name	Original		Replacement of	Replaced by	Scale 1:1				1460

-KF47.51
=V1FQ1/1.2
=V1WC4/3.1

ET 200SP SIEMENS
F-RQ 1x24VDC/24..230VAC/5A

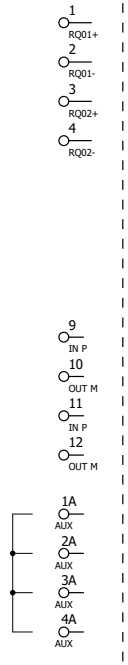

=V1WC4/3.2	2L+
=V1WC4/3.2	2.1L+
=V1WC4/3.3	2L+
=V1WC4/3.4	2.1L+
=V1FQ1/1.3	UQ51 motion power enable
=V1FQ1/1.4	Spare
=V1FQ1/1.4	UQ51 motion power enable
=V1FQ1/1.5	Spare

6ES7136-6RA00-0BF0 + BU20-P8+A4+0B

107 109

			Date	9/17/2022	Volvo Trucks North America	Valiant TMS	ET200S F-RQ Overview KF47.51	Drawing name: =2V06&EFS_EL	= V1KF1		
			Ed.	MKLEPADLO					+ V1UC47		
			Appr		P6700 Rear Wall - Cell 2V06			Document type: EFS	Project nr: 22-16148	Page	108
Modification	Date	Name	Original		Replacement of / Replaced by	Scale 1:1					1460

-KF47.52
=V1FQ1/2.2
=V1WC4/4.1

ET 200SP SIEMENS
F-RQ 1x24VDC/24..230VAC/5A

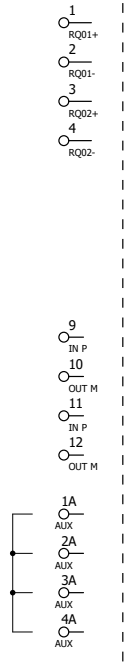

=V1WC4/4.2	2L+	
=V1WC4/4.2	2.2L+	
=V1WC4/4.3	2L+	
=V1WC4/4.4	2.2L+	
=V1FQ1/2.3	UQ52 motion power enable	
=V1FQ1/2.4	Spare	
=V1FQ1/2.4	UQ52 motion power enable	
=V1FQ1/2.5	Spare	

6ES7136-6RA00-0BF0 + BU20-P8+A4+0B

			Date	9/17/2022	Volvo Trucks North America	Valiant TMS	ET200S F-RQ Overview KF47.52	Drawing name: =2V06&EFS_EL	= V1KF1	
			Ed.	MKLEPADLO					+ V1UC47	
			Appr		P6700 Rear Wall - Cell 2V06			Document type: EFS	Project nr: 22-16148	Page 109
Modification	Date	Name	Original		Replacement of	Replaced by	Scale 1:1			1460

-KF47.53
=V1FQ1/3.2
=V1WC4/5.1

ET 200SP SIEMENS
F-RQ 1x24VDC/24..230VAC/5A

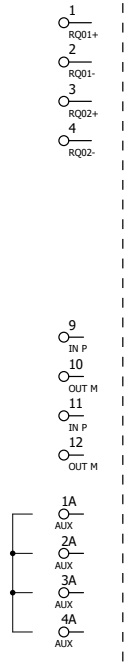

=V1WC4/5.2	3L+	
=V1WC4/5.2	3.1L+	
=V1WC4/5.3	3L+	
=V1WC4/5.4	3.1L+	
=V1FQ1/3.3	UQ53 motion power enable	
=V1FQ1/3.4	Spare	
=V1FQ1/3.4	UQ53 motion power enable	
=V1FQ1/3.5	Spare	

6ES7136-6RA00-0BF0 + BU20-P8+A4+0B

			Date	9/17/2022	Volvo Trucks North America	Valiant TMS	ET200S F-RQ Overview KF47.53	Drawing name: =2V06&EFS_EL	= V1KF1	
			Ed.	MKLEPADLO					+ V1UC47	
			Appr		P6700 Rear Wall - Cell 2V06			Document type: EFS	Project nr: 22-16148	Page 110
Modification	Date	Name	Original		Replacement of	Replaced by	Scale 1:1			1460

-KF47.54
=V1FQ1/4.2
=V1WC4/6.1

ET 200SP SIEMENS
F-RQ 1x24VDC/24..230VAC/5A

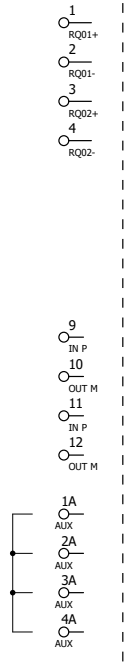

=V1WC4/6.2	3L+	
=V1WC4/6.2	3.2L+	
=V1WC4/6.3	3L+	
=V1WC4/6.4	3.2L+	
=V1FQ1/4.3	UQ54 motion power enable	
=V1FQ1/4.4	Spare	
=V1FQ1/4.4	UQ54 motion power enable	
=V1FQ1/4.5	Spare	

6ES7136-6RA00-0BF0 + BU20-P8+A4+0B

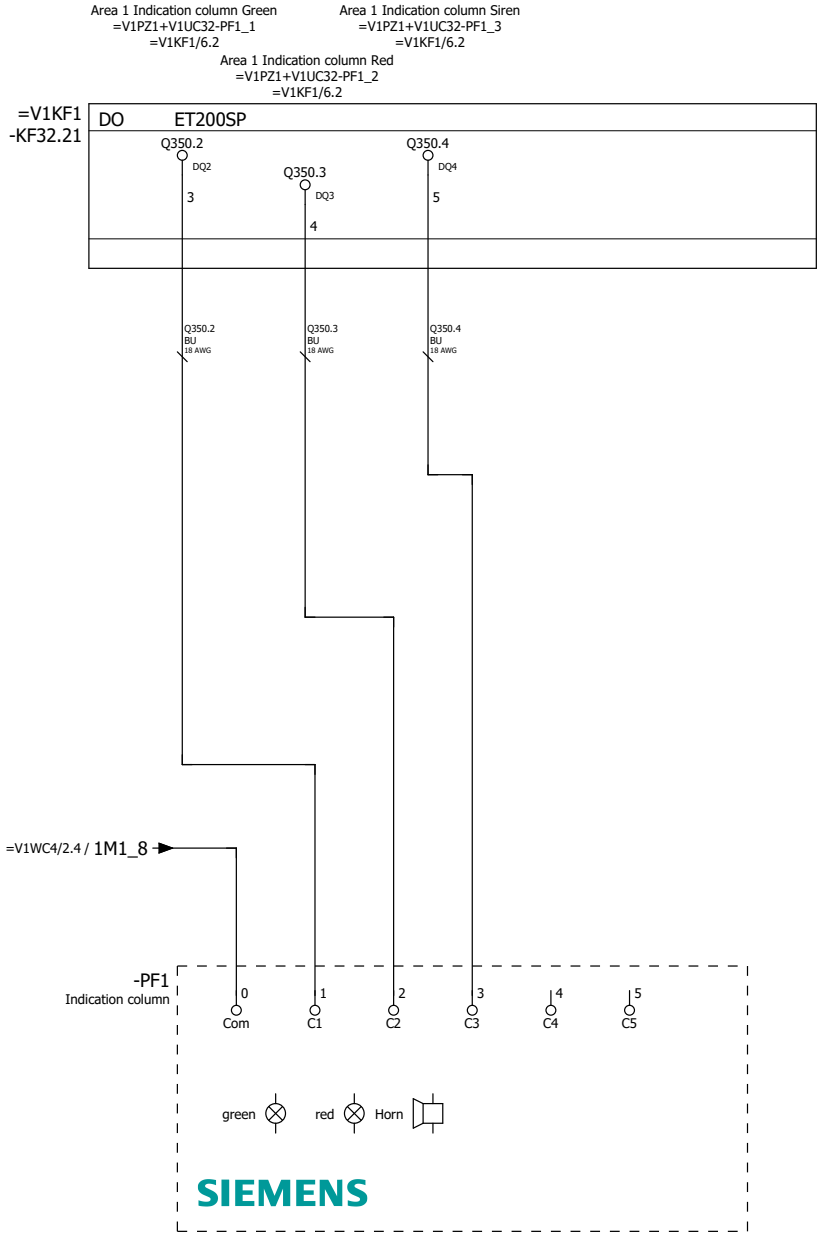

=V1KF1+.UC47/111

=V1PZ1PF1+.UC61/1

			Date	12/14/2022	Volvo Trucks North America	Valiant TMS	Area 1 SOP Indication column	Drawing name: =2V06&EFS_EL	= V1PZ1
			Ed.	MKLEPADLO					+ V1UC32
			Appr		P6700 Rear Wall - Cell 2V06			Document type: EFS	Project nr: 22-16148
Modification	Date	Name	Original		Replacement of	Replaced by	Scale 1:1		Page 1 / 1460

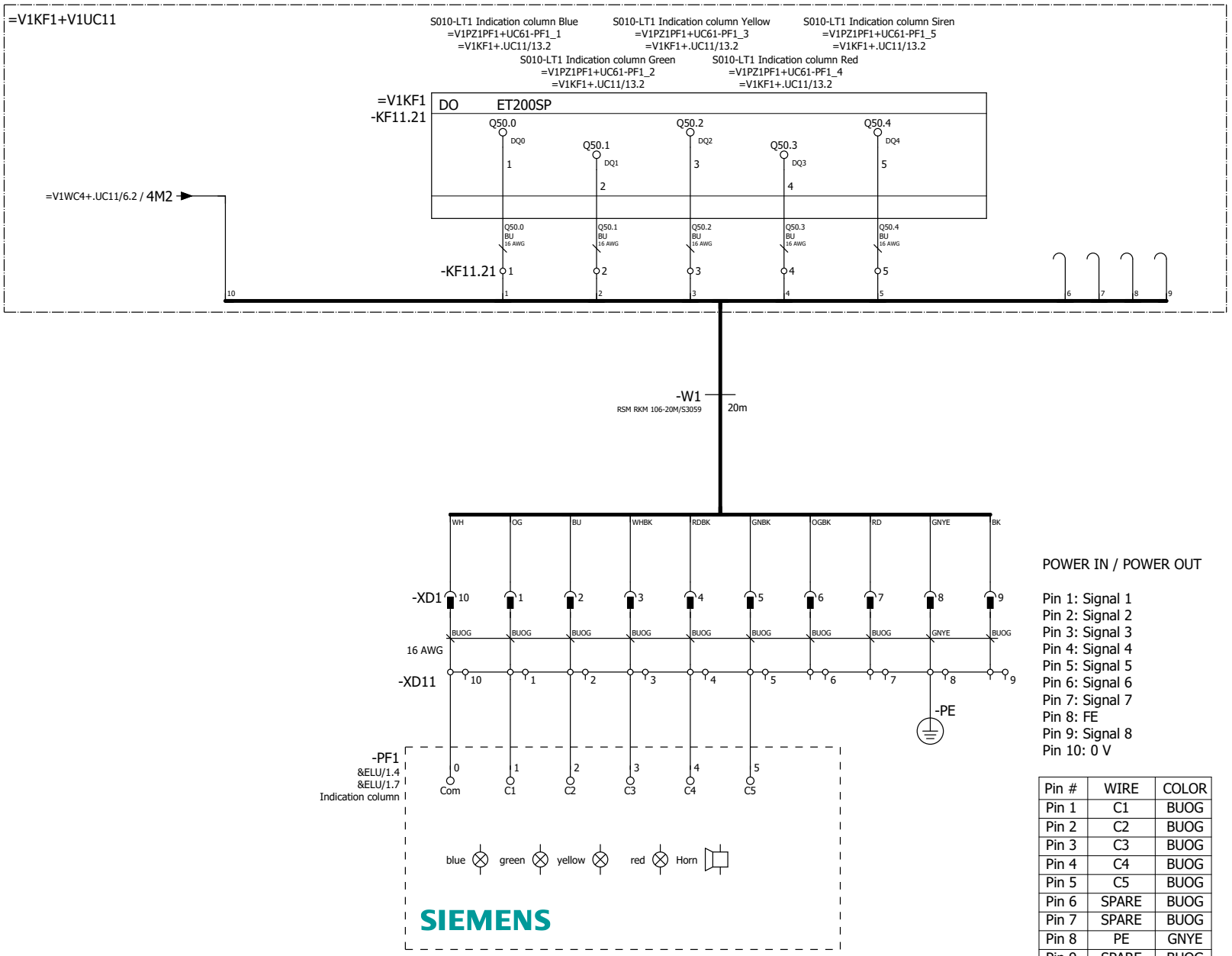

POWER IN / POWER OUT

Pin 1: Signal 1
Pin 2: Signal 2
Pin 3: Signal 3
Pin 4: Signal 4
Pin 5: Signal 5
Pin 6: Signal 6
Pin 7: Signal 7
Pin 8: FE
Pin 9: Signal 8
Pin 10: 0 V

Pin #	WIRE	COLOR
Pin 1	C1	BUOG
Pin 2	C2	BUOG
Pin 3	C3	BUOG
Pin 4	C4	BUOG
Pin 5	C5	BUOG
Pin 6	SPARE	BUOG
Pin 7	SPARE	BUOG
Pin 8	PE	GNYE
Pin 9	SPARE	BUOG
Pin 10	COM	BUOG

=V1PZ1+.UC32/1

=V1PZ1PF2+.UC62/1

			Date	12/14/2022	Volvo Trucks North America	Valiant TMS	S010-LT1 Indication column	Drawing name: =2V06&EFS_EL	= V1PZ1PF1
			Ed.	MKLEPADLO					+ V1UC61
			Appr		P6700 Rear Wall - Cell 2V06	Scale 1:1		Document type: EFS	Project nr: 22-16148
Modification	Date	Name	Original		Replacement of	Replaced by			Page 1 / 1460

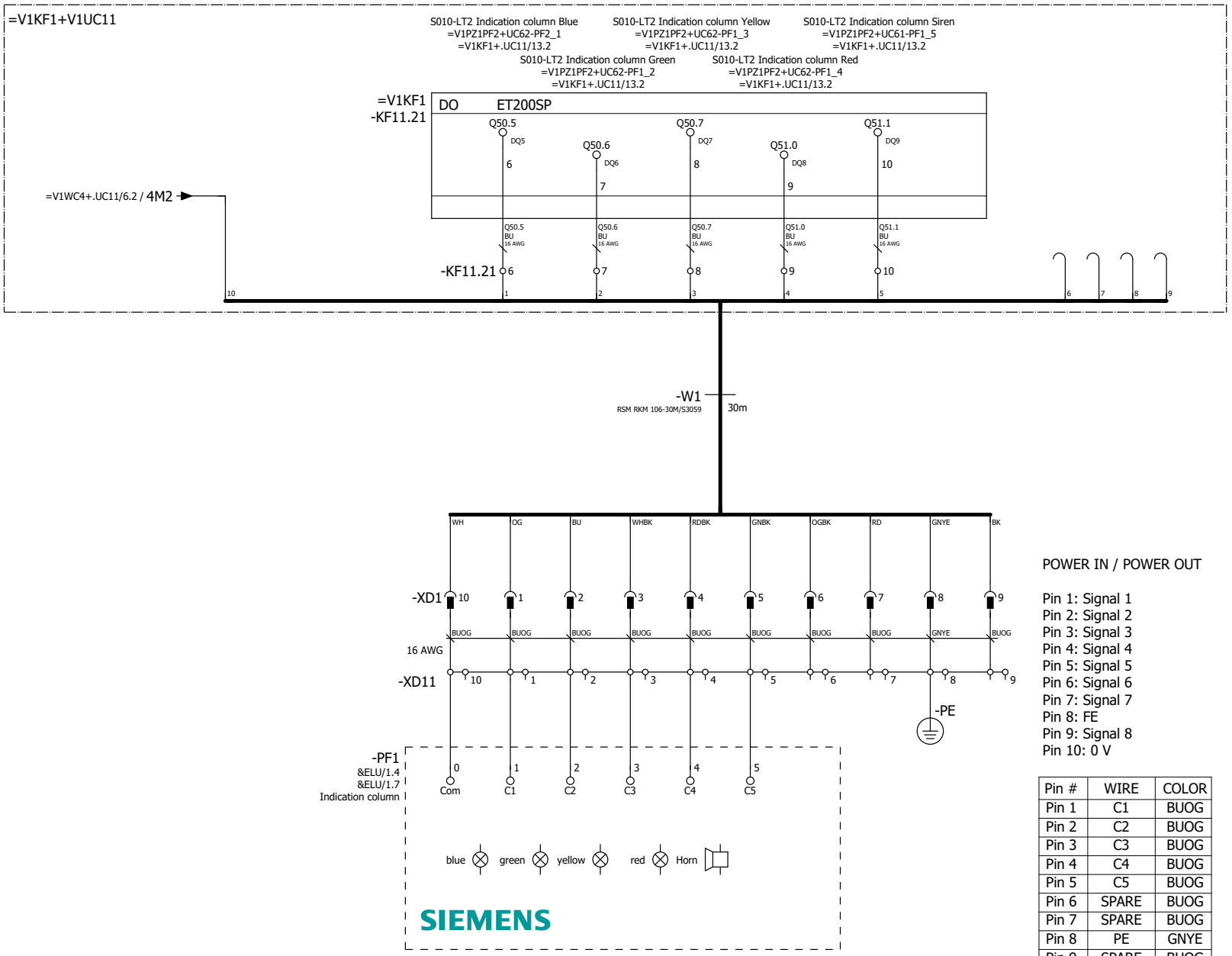

POWER IN / POWER OUT

Pin 1: Signal 1
Pin 2: Signal 2
Pin 3: Signal 3
Pin 4: Signal 4
Pin 5: Signal 5
Pin 6: Signal 6
Pin 7: Signal 7
Pin 8: FE
Pin 9: Signal 8
Pin 10: 0 V

Pin #	WIRE	COLOR
Pin 1	C1	BUOG
Pin 2	C2	BUOG
Pin 3	C3	BUOG
Pin 4	C4	BUOG
Pin 5	C5	BUOG
Pin 6	SPARE	BUOG
Pin 7	SPARE	BUOG
Pin 8	PE	GNYE
Pin 9	SPARE	BUOG
Pin 10	COM	BUOG

=V1PZ1PF1+.UC61/1

=V1SF0PG1+.UC32/1

			Date	12/14/2022	Volvo Trucks North America	Valiant TMS	S010-LT2 Indication column	Drawing name: =2V06&EFS_EL	= V1PZ1PF2
			Ed.	MKLEPADLO					+ V1UC62
			Appr		P6700 Rear Wall - Cell 2V06	Scale 1:1		Document type: EFS	Project nr: 22-16148
Modification	Date	Name	Original		Replacement of	Replaced by			Page 1 / 1460

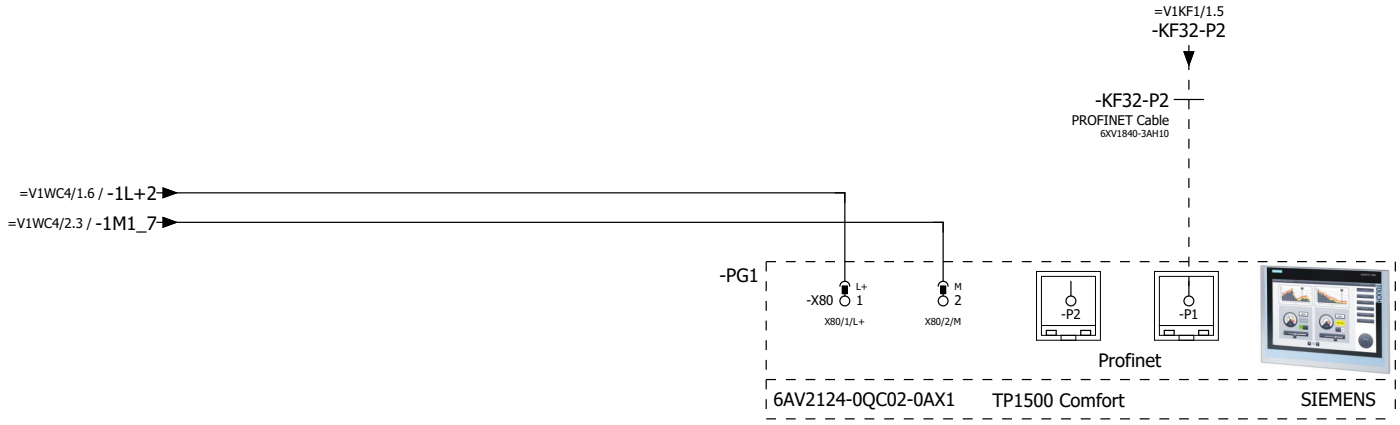

=V1PZ1PF2+.UC62/1

2

			Date	12/14/2022	Volvo Trucks North America		Valiant TMS	TP1500: SOP Display	Drawing name: =2V06&EFS_EL	= V1SF0PG1
			Ed.	MKLEPADLO						+ V1UC32
			Appr		P6700 Rear Wall - Cell 2V06				Document type: EFS	Project nr: 22-16148
Modification	Date	Name	Original		Replacement of	Replaced by	Scale 1:1			Page 1 / 1460

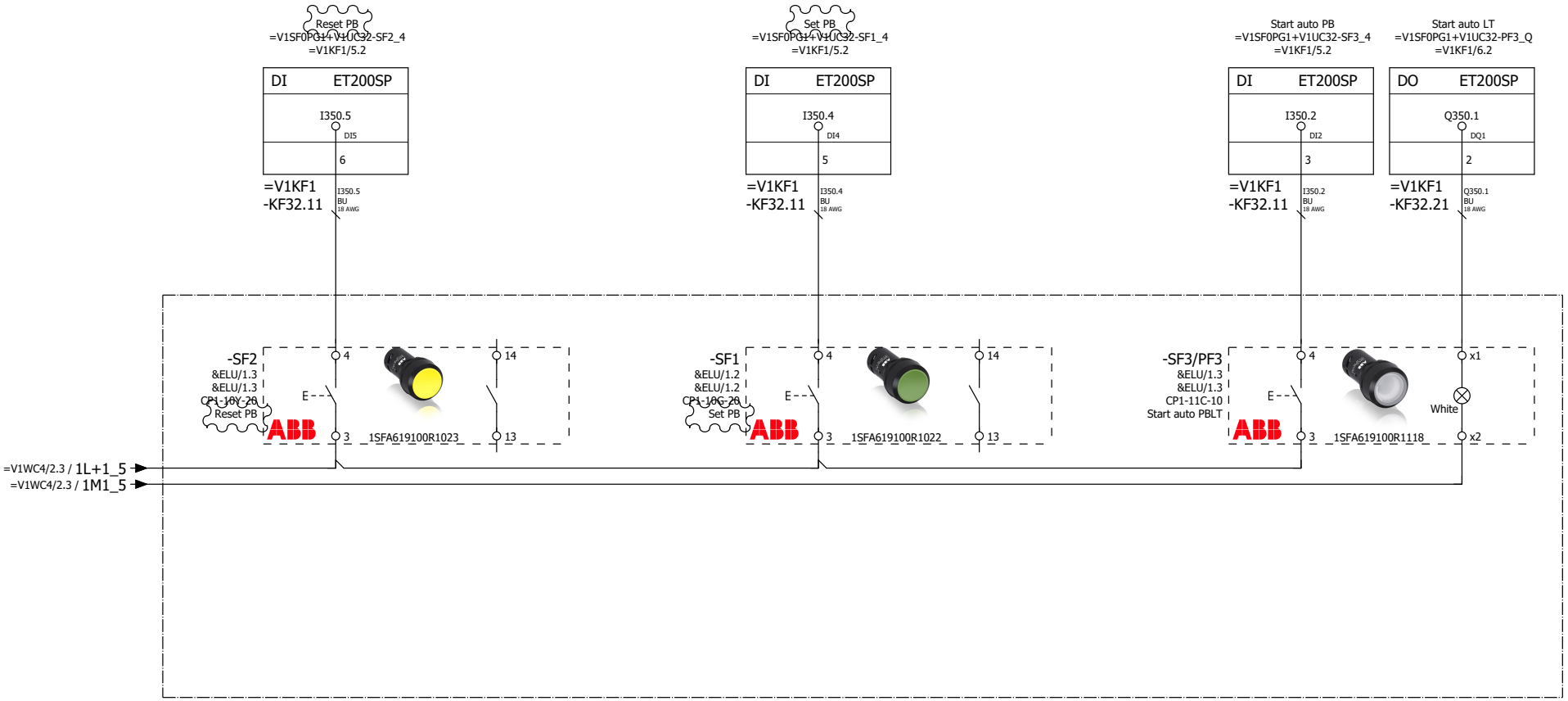

=V1SF0PG2+.UC51/1

			Date	12/16/2022	Volvo Trucks North America	Valiant TMS	Operating box SOP	Drawing name: =2V06&EFS_EL	= V1SF0PG1	
			Ed.	KMAFFRE					+ V1UC32	
			Appr		P6700 Rear Wall - Cell 2V06			Document type: EFS	Project nr: 22-16148	Page 2
Modification	Date	Name	Original		Replacement of / Replaced by	Scale 1:1				1460

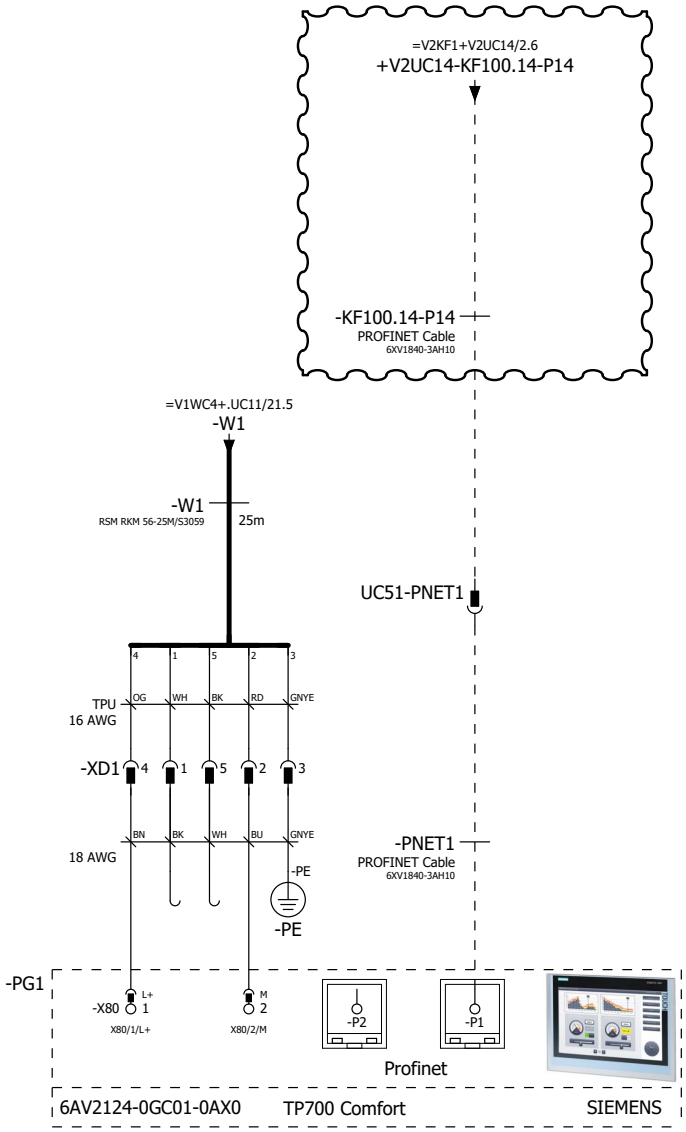

Pin #	WIRE	COLOR
Pin 1	N/C	BK
Pin 2	M	BU
Pin 3	PE	GNYE
Pin 4	L+	BN
Pin 5	N/C	WH

POWER IN / POWER OUT

Pin 1: 0 V UA
Pin 2: 0 V US
Pin 3: FE
Pin 4: +24 V US / 9 A
Pin 5: +24 V UA / 9 A

=V1SF0PG1+.UC32/2

=V1SF0PG3+.UC52/1

			Date	12/14/2022	Volvo Trucks North America		Valiant TMS	TP700: S010-LT1 Display	Drawing name: =2V06&EFS_EL	= V1SF0PG2	
			Ed.	MKLEPADLO						+ V1UC51	
			Appr		P6700 Rear Wall - Cell 2V06				Document type: EFS	Project nr: 22-16148	Page 1
Modification	Date	Name	Original		Replacement of	Replaced by	Scale 1:1				1460

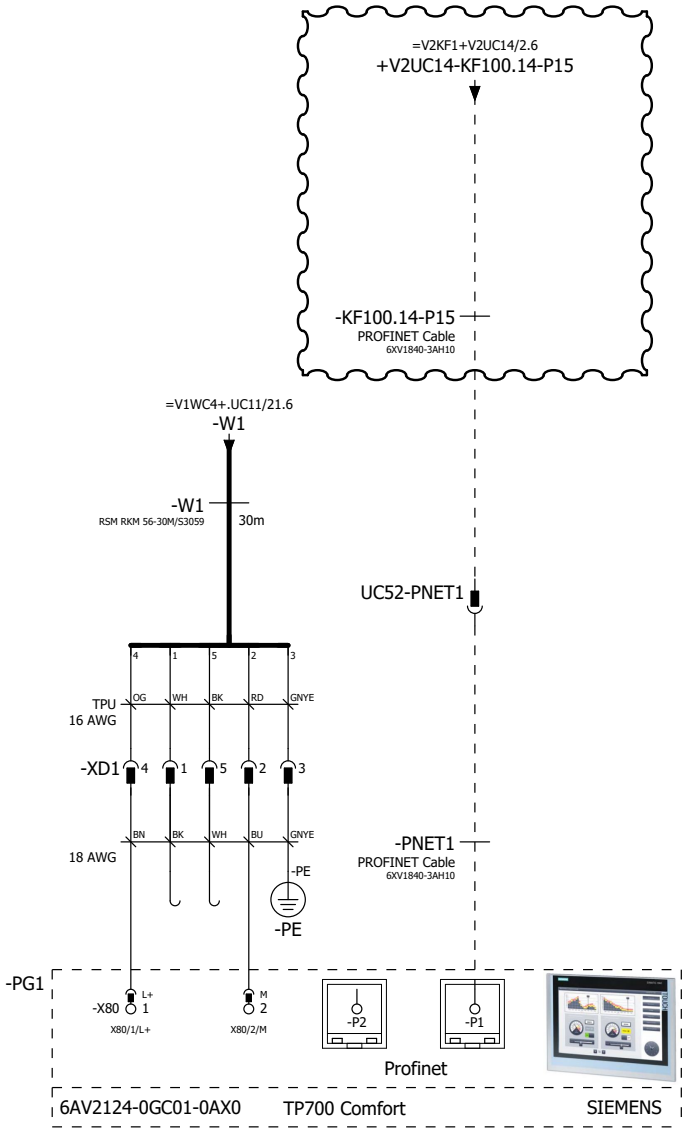

Pin #	WIRE	COLOR
Pin 1	N/C	BK
Pin 2	M	BU
Pin 3	PE	GNYE
Pin 4	L+	BN
Pin 5	N/C	WH

POWER IN / POWER OUT

Pin 1: 0 V UA
Pin 2: 0 V US
Pin 3: FE
Pin 4: +24 V US / 9 A
Pin 5: +24 V UA / 9 A

=V1SF0PG2+.UC51/1

=V1SF0SF1+.UC71/1

			Date	12/14/2022	Volvo Trucks North America	Valiant TMS	TP700: S010-LT2 Display	Drawing name: =2V06&EFS_EL	= V1SF0PG3
			Ed.	MKLEPADLO					+ V1UC52
			Appr		P6700 Rear Wall - Cell 2V06			Document type: EFS	Project nr: 22-16148
Modification	Date	Name	Original		Replacement of	Replaced by	Scale 1:1		Page 1 / 1460

=V1KF1+V1UC11

S010-LT1 Operator Run Button 1
=V1SF0SF1+V1UC71-SF1.1
=V1KF1+.UC11/12.2

S010-LT1 Operator Emergency Stop Ch1
=V1SF0SF1+V1UC71-SF1.4
=V1KF1+.UC11/15.2

S010-LT1 Operator Emergency Stop Ch2
=V1SF0SF1+V1UC71-SF1.6
=V1KF1+.UC11/15.2

DI ET200SP
I56.4
DI4
5

=V1KF1
-KF11.32
F-DI 8 24VDC
PROFISAFE
ET200SP
I5056.0
DI0
VS0
I5056.4
DI4
VS4
1
9
5
13

=V1KF1
-KF11.14
I56.4
BUOG
16 AWG

I5056.0 BUOG 16 AWG
VS0 BUOG 16 AWG
I5056.4 BUOG 16 AWG
VS4 BUOG 16 AWG

=V1WC4+.UC11/5.4 / 3L+8
=V1WC4+.UC11/5.4 / 3M8

-KF11.14 5
I56.4
WH
16 AWG

-KF11.32 1
I5056.0
YE
16 AWG

9
VS0
GY
16 AWG

5
I5056.4
PK
16 AWG

13
VS4
RD
16 AWG

-XG1

WH BN GN YE GY PK BU RD

-W1
WKC 8T-20-S1587
20m

WH BN GN YE GY PK BU RD

-SF1
SSA-EBM Series E-stop Box
M12
1 2 3 4 5 6 7 8

-SF1 E

-SF2

BANNER
SSA-EBM-12EB1Q8OTBB

=V1SF0PG3+.UC52/1

=V1SF0SF2+.UC72/1

			Date	12/14/2022	Volvo Trucks North America	Valiant TMS	S010-LT1 Operating box RB	Drawing name: =2V06&EFS_EL	= V1SF0SF1 + V1UC71
			Ed.	MKLEPADLO					
			Appr		P6700 Rear Wall - Cell 2V06	Scale 1:1		Document type: EFS	Project nr: 22-16148
Modification	Date	Name	Original		Replacement of	Replaced by			Page 1 / 1460

=V1KF1+V1UC11

S010-LT2 Operator Run Button
=V1SF0SF2+V1UC72-SF1.1
=V1KF1+.UC11/12.2

S010-LT2 Operator Emergency Stop Ch1
=V1SF0SF2+V1UC72-SF1.4
=V1KF1+.UC11/15.2

S010-LT2 Operator Emergency Stop Ch2
=V1SF0SF2+V1UC72-SF1.6
=V1KF1+.UC11/15.2

DI ET200SP
I56.5
DI5
6

=V1KF1
-KF11.14

=V1KF1
-KF11.32
F-DI 8 24VDC
PROFISAFE
ET200SP
I5056.1
DI1
VS1
I5056.5
DI5
VS5
2
10
6
14

=V1WC4+.UC11/5.4 / 3L+8
=V1WC4+.UC11/5.4 / 3M8

-KF11.14 6
-KF11.32 2 10 6 14

-XG2

WH BN GN YE GY PK BU RD

-W1
WKC 8T-30-S1587
30m

-SF1
SSA-EBM Series E-stop Box
M12
1 2 3 4 5 6 7 8
-SF1 E
-SF2

BANNER
SSA-EBM-12EB1Q8OTBB

=V1SF0SF1+.UC71/1

=V1U10U01KF1+.U10U01/10

			Date	12/14/2022	Volvo Trucks North America	Valiant TMS	Operating box RB	Drawing name: =2V06&EFS_EL	= V1SF0SF2
			Ed.	MKLEPADLO					+ V1UC72
			Appr		P6700 Rear Wall - Cell 2V06			Document type: EFS	Project nr: 22-16148
Modification	Date	Name	Original		Replacement of	Replaced by	Scale 1:1		Page 1 / 1460

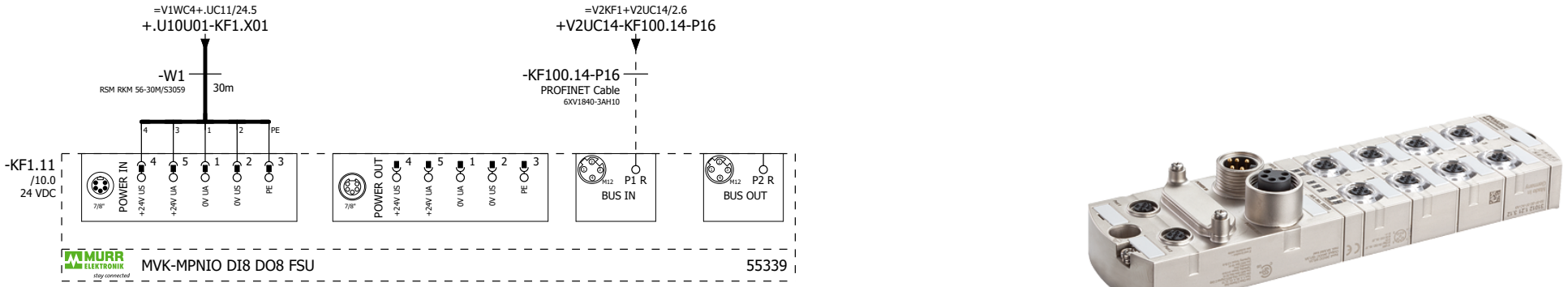

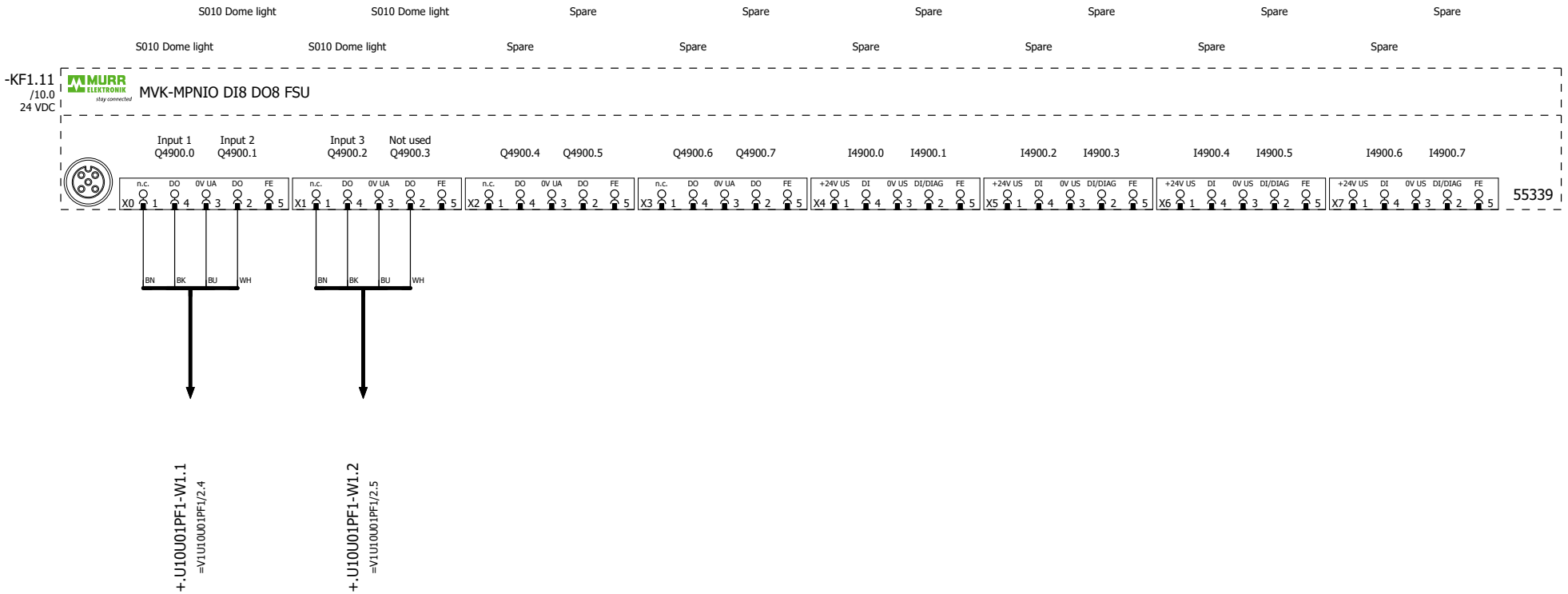

=V1SF0SF2+.UC72/1

=V1U10U01PF1/2

			Date	12/14/2022	Volvo Trucks North America	Valiant TMS	MURR MODULE 8 IN/ 8 OUT	Drawing name: =2V06&EFS_EL	= V1U10U01KF1	
			Ed.	MKLEPADLO					+ V1U10U01	
			Appr		P6700 Rear Wall - Cell 2V06			Document type: EFS	Project nr: 22-16148	Page 10
Modification	Date	Name	Original		Replacement of / Replaced by	Scale 1:1				1460

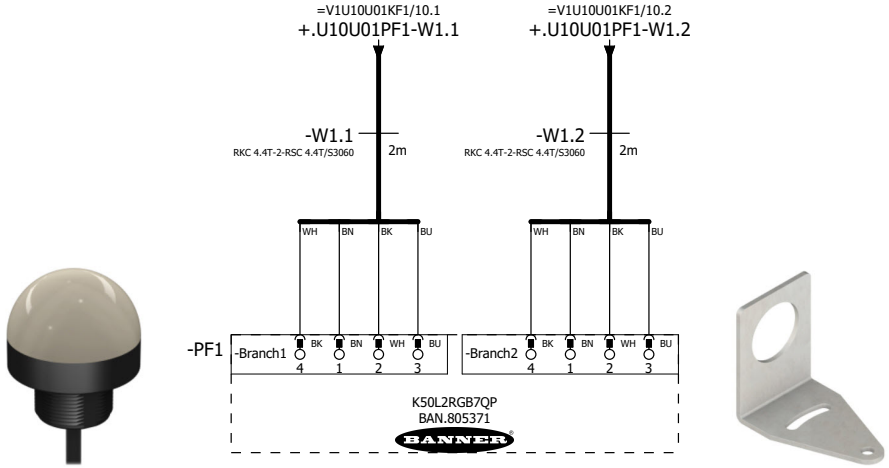

Table 1: Default Color Definition

	Red	Yellow	Green	Cyan	Blue	Magenta	White
Input 1	X	X				X	X
Input 2		X	X	X			X
Input 3				X	X	X	X

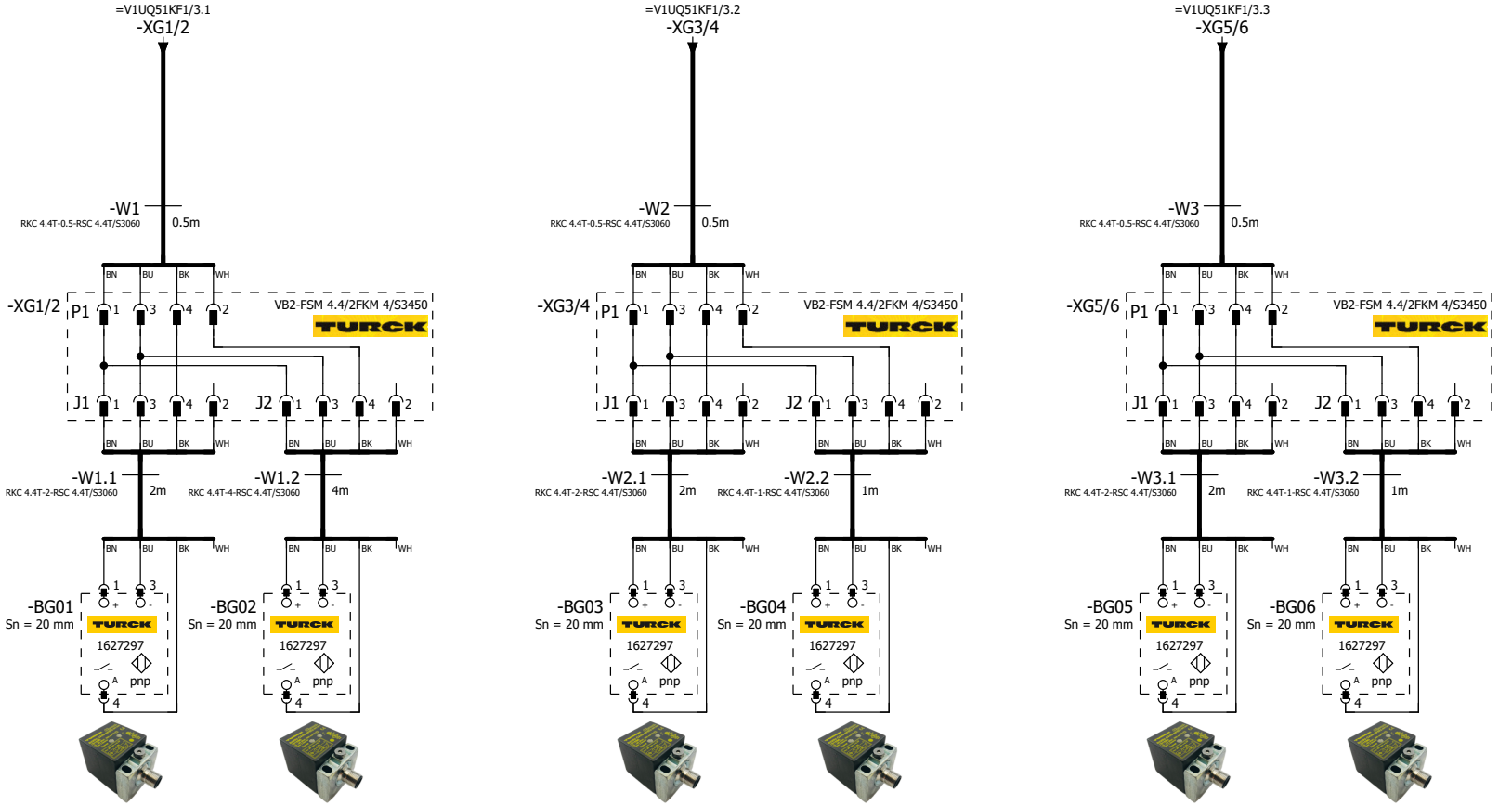

=V1UQ51 -BG01 Vertical Member Day/Sleep LH	=V1UQ51 -BG02 Vertical Member Day/Sleep LH	=V1UQ51 -BG03 Vertical Member Day/Sleep RH	=V1UQ51 -BG04 Vertical Member Day/Sleep RH	=V1UQ51 -BG05 Rear Wall Member Day LH	=V1UQ51 -BG06 Rear Wall Member Day RH

=V1U10U01PF1+.U10U01/2

2

			Date	12/14/2022	Volvo Trucks North America	Valiant TMS	SENSORS	Drawing name: =2V06&EFS_EL	= V1UQ51BG0
			Ed.	MKLEPADLO					+ V1UQ51
			Appr		P6700 Rear Wall - Cell 2V06			Document type: EFS	Project nr: 22-16148
Modification	Date	Name	Original		Replacement of	Replaced by	Scale 1:1		Page 1 / 1460

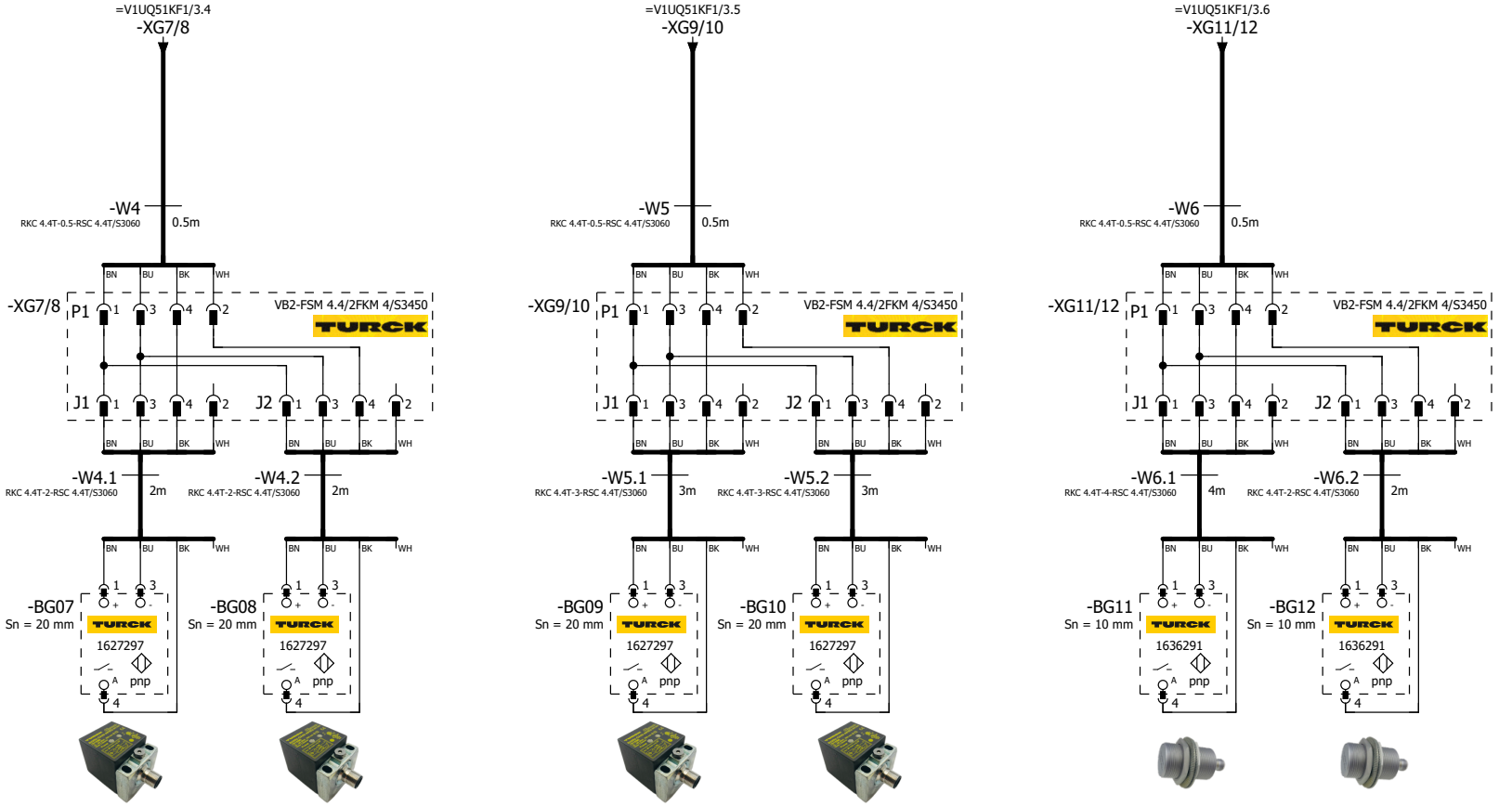

=V1UQ51 -BG07 Rear Wall Member Day LH	=V1UQ51 -BG08 Rear Wall Member Day RH	=V1UQ51 -BG09 Rear Wall Member Day LH	=V1UQ51 -BG10 Rear Wall Member Day RH	=V1UQ51 -BG11 Rear Wall Member Day/Sleeper LH	=V1UQ51 -BG12 Rear Wall Member Day/Sleeper RH

			Date	12/14/2022	Volvo Trucks North America		Valiant TMS	SENSORS	Drawing name: =2V06&EFS_EL	= V1UQ51BG0
			Ed.	MKLEPADLO						+ V1UQ51
			Appr		P6700 Rear Wall - Cell 2V06				Document type: EFS	Project nr: 22-16148
Modification	Date	Name	Original		Replacement of	Replaced by	Scale 1:1			Page 2 / 1460

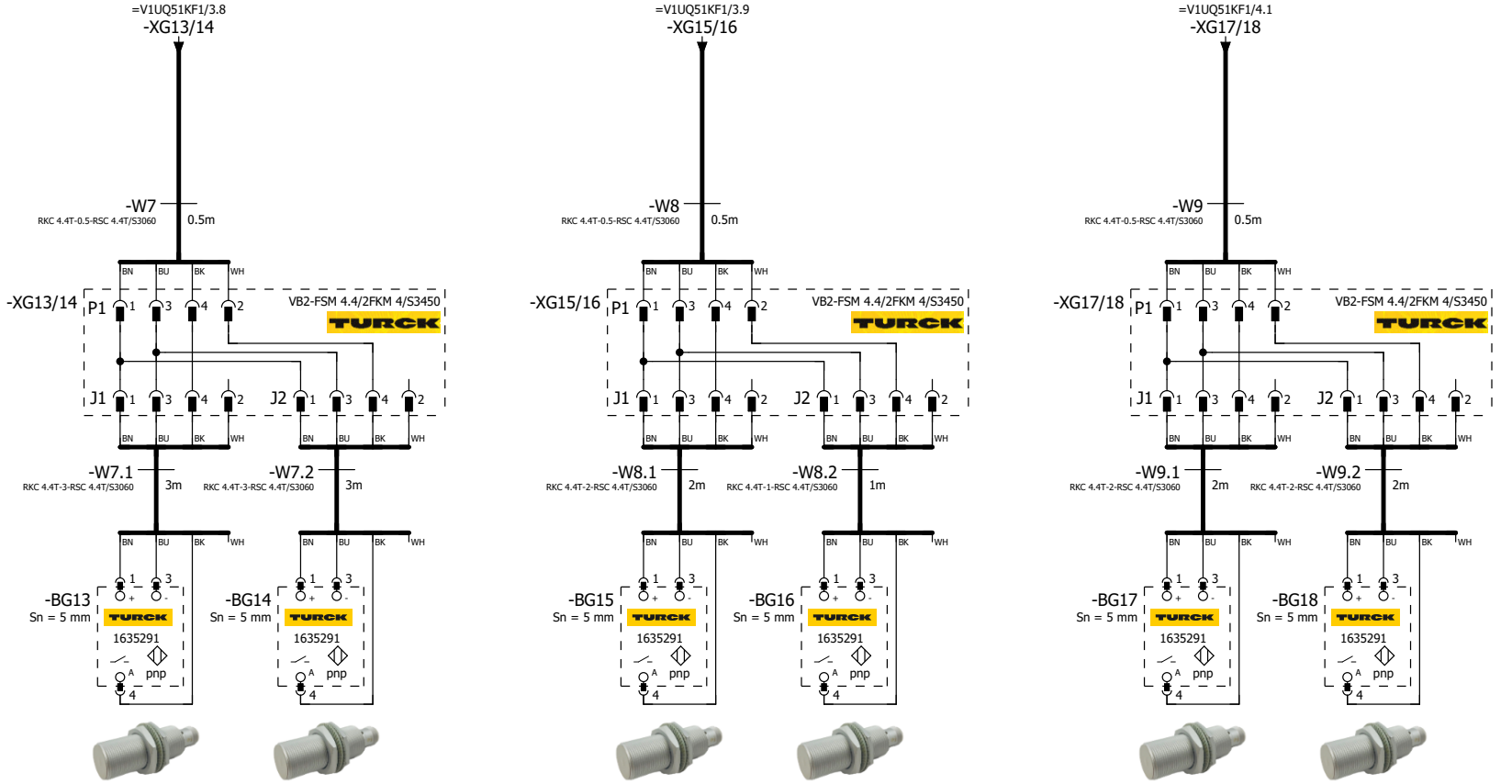

=V1UQ51 -BG13 Cross Member Day LH	=V1UQ51 -BG14 Cross Member Day RH	=V1UQ51 -BG15 Cross Member Day RH	=V1UQ51 -BG16 Cross Member Day RH
=V1UQ51 -BG17 Map Pocket Day LH	=V1UQ51 -BG18 Map Pocket Day LH		

			Date	12/14/2022	Volvo Trucks North America	Valiant TMS	SENSORS	Drawing name: =2V06&EFS_EL	= V1UQ51BG0
			Ed.	MKLEPADLO					+ V1UQ51
			Appr		P6700 Rear Wall - Cell 2V06	Scale 1:1		Document type: EFS	Project nr: 22-16148
Modification	Date	Name	Original		Replacement of	Replaced by			Page 3 / 1460

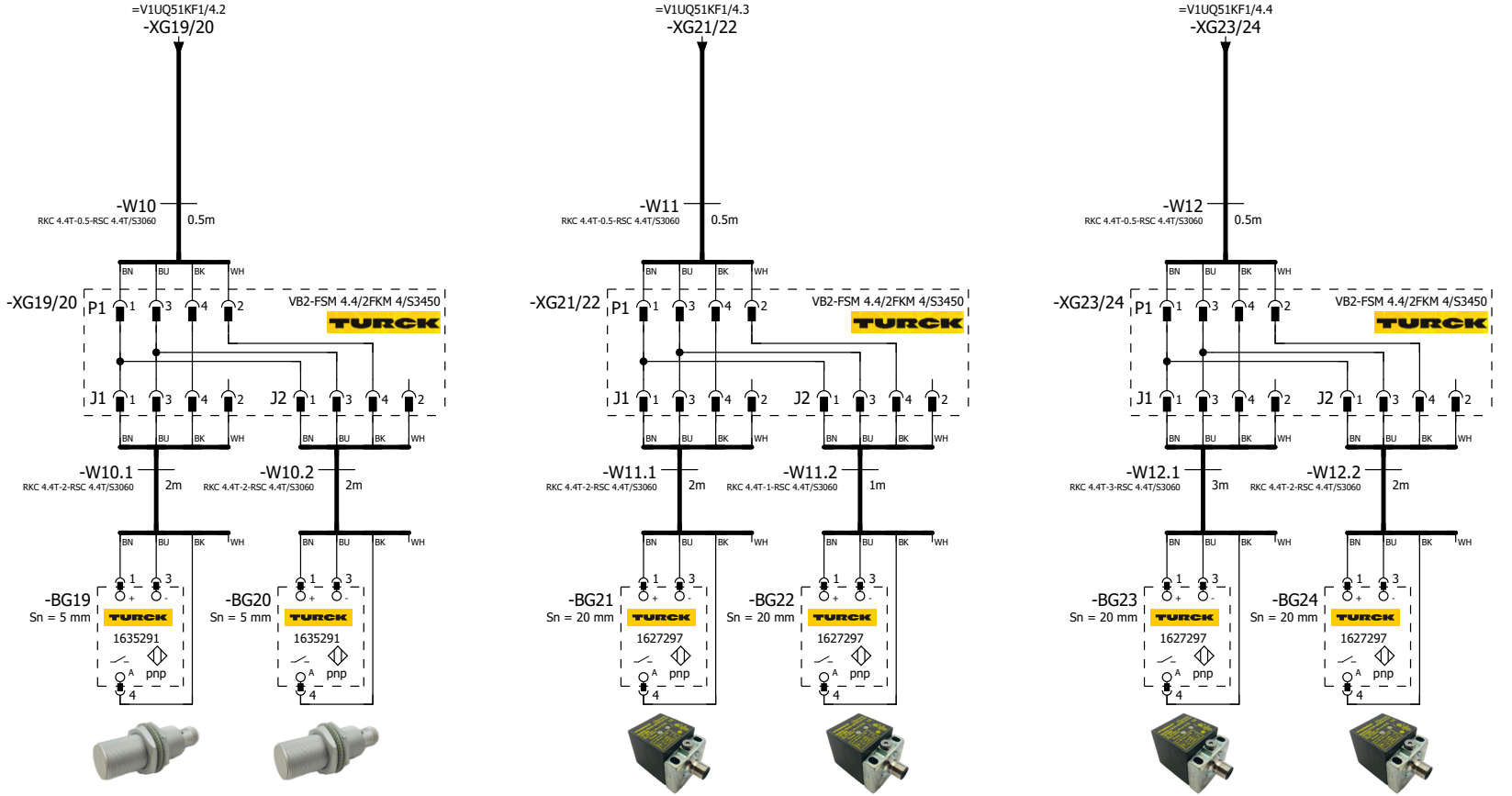

=V1UQ51 -BG19 Map Pocket Day RH	=V1UQ51 -BG20 Map Pocket Day RH	=V1UQ51 -BG21 Ctr Cross Mbr Sleeper/LH	=V1UQ51 -BG22 Ctr Cross Mbr Sleeper/RH	=V1UQ51 -BG23 Wall Trim CTR Mtg Mbr Sleeper LH	=V1UQ51 -BG24 Wall Trim CTR Mtg Mbr Sleeper RH

			Date	12/14/2022	Volvo Trucks North America	Valiant TMS	SENSORS	Drawing name: =2V06&EFS_EL / = V1UQ51BG0 / + V1UQ51
			Ed.	MKLEPADLO				
			Appr		P6700 Rear Wall - Cell 2V06	Scale 1:1		Document type: EFS / Project nr: 22-16148 / Page 4 / 1460
Modification	Date	Name	Original		Replacement of / Replaced by			

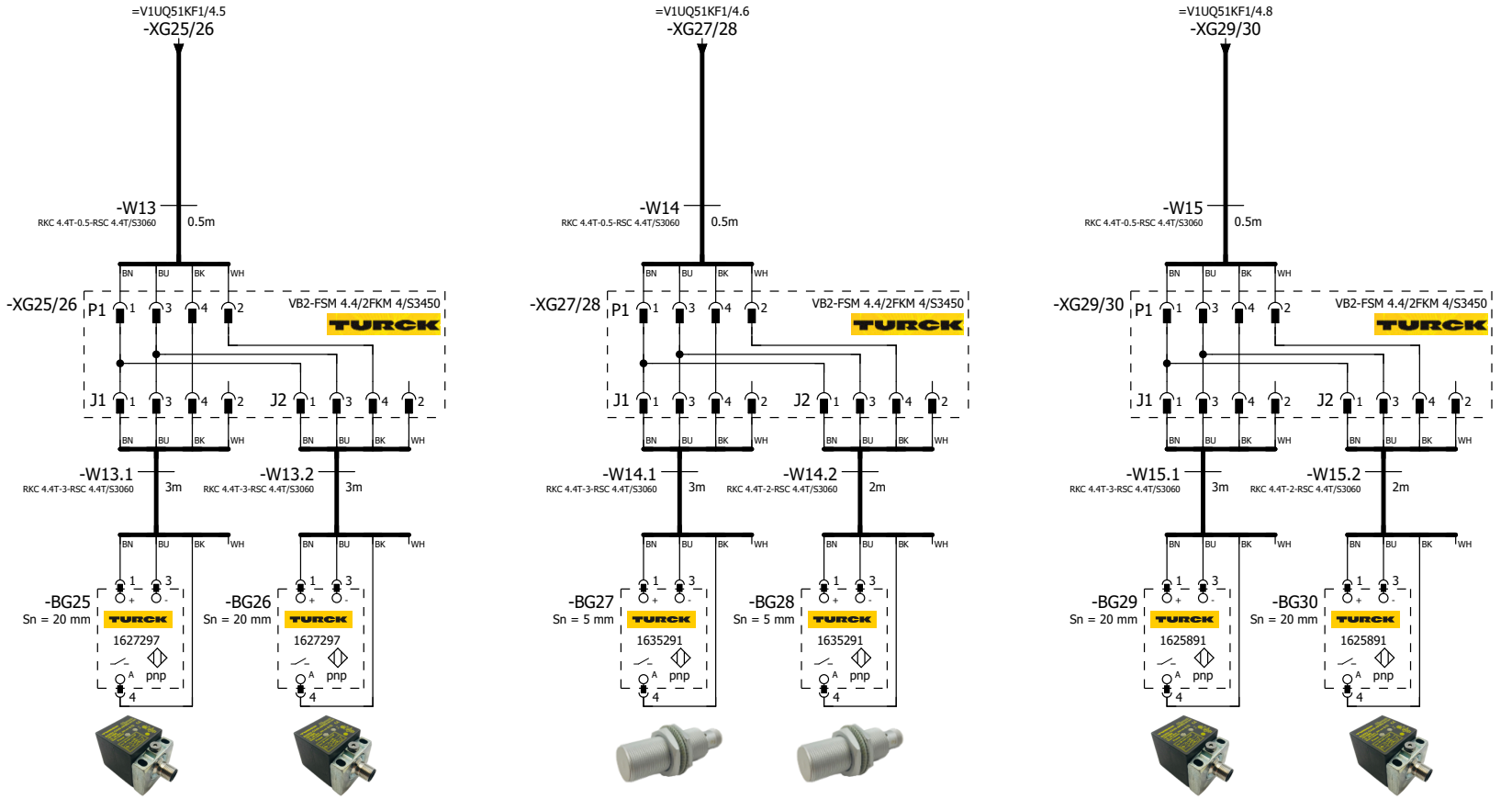

=V1UQ51 -BG25 Wall Trim CTR Mtg Mbr Sleeper LH	=V1UQ51 -BG26 Wall Trim CTR Mtg Mbr Sleeper RH	=V1UQ51 -BG27 Table Mtg Bracket Sleeper LH	=V1UQ51 -BG28 Table Mtg Bracket Sleeper RH	=V1UQ51 -BG29 Wall Trim CTR Mtg Mbr Sleeper LH	=V1UQ51 -BG30 Wall Trim CTR Mtg Mbr Sleeper RH

			Date	12/14/2022	Volvo Trucks North America	Valiant TMS	SENSORS	Drawing name: =2V06&EFS_EL	= V1UQ51BG0	
			Ed.	MKLEPADLO					+ V1UQ51	
			Appr		P6700 Rear Wall - Cell 2V06			Document type: EFS	Project nr: 22-16148	Page 5
Modification	Date	Name	Original		Replacement of / Replaced by	Scale 1:1				1460

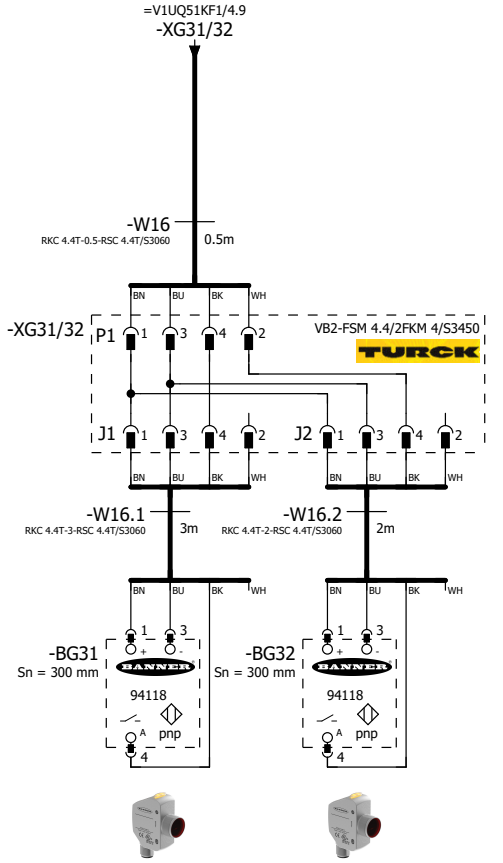

=V1UQ51 -BG31 Sleeper Nut Plate LH	=V1UQ51 -BG32 Sleeper Nut Plate RH

5

=V1UQ51KF1/1

			Date	12/14/2022	Volvo Trucks North America		Valiant TMS	SENSORS	Drawing name: =2V06&EFS_EL	= V1UQ51BG0	
			Ed.	MKLEPADLO						+ V1UQ51	
			Appr		P6700 Rear Wall - Cell 2V06		Scale 1:1		Document type: EFS	Project nr: 22-16148	Page 6
Modification	Date	Name	Original		Replacement of	Replaced by					1460

=V1WC4+.UC11/25.5 / W1

=V1KF1+.UC11/2.6 / +.UC11-KF100.11-P13

+.UQ52-KF1-P1 / =V1UQ52KF1+.UQ52/1.3

-W1
RSM RKM 56-25M/S3059
25m

-KF100.11-P13
PROFINET Cable
6XV1840-3AH10
25 m

-KF1

X20 M12, 7/8" 1 2 PE 4 5
0V_VAL / OUT
0V_EL / SEN
FE
24V_EL / SEN
24V_VAL / OUT

-TP1 -TP2

ON OFF 1 2 1 2

FESTO
Bus node + Interlinking block
548755 + 550208

-KF1.11

FESTO
CPX-M-AB-8-M12X2-5POL
549335

I2000.0	DI 0 X1:4	V1UQ51UQ1.1-BGR	Shot Pins 1 (RESET)
I2000.1	DI 1 X1.2	V1UQ51UQ1.1-BGS	Shot Pins 1 (SET)
I2000.2	DI 2 X2:4	V1UQ51UQ1.2-BGR	Shot Pins 1 (RESET)
I2000.3	DI 3 X2:2	V1UQ51UQ1.2-BGS	Shot Pins 1 (SET)
I2000.4	DI 4 X3:4	V1UQ51UQ1.3-BGR	Shot Pins 1 (RESET)
I2000.5	DI 5 X3:2	V1UQ51UQ1.3-BGS	Shot Pins 1 (SET)
I2000.6	DI 6 X4:4	V1UQ51UQ1.4-BGR	Shot Pins 1 (RESET)
I2000.7	DI 7 X4:2	V1UQ51UQ1.4-BGS	Shot Pins 1 (SET)
I2001.0	DI 8 X5:4	V1UQ51UQ1.5-BGR	Shot Pins 1 (RESET)
I2001.1	DI 9 X5:2	V1UQ51UQ1.5-BGS	Shot Pins 1 (SET)
I2001.2	DI 10 X6:4	V1UQ51UQ2.1-BGR	Shot Pins 2 (RESET)
I2001.3	DI 11 X6:2	V1UQ51UQ2.1-BGS	Shot Pins 2 (SET)
I2001.4	DI 12 X7:4	V1UQ51UQ2.2-BGR	Shot Pins 2 (RESET)
I2001.5	DI 13 X7:2	V1UQ51UQ2.2-BGS	Shot Pins 2 (SET)
I2001.6	DI 14 X8:4	V1UQ51UQ2.3-BGR	Shot Pins 2 (RESET)
I2001.7	DI 15 X8:2	V1UQ51UQ2.3-BGS	Shot Pins 2 (SET)

X1 M12: 24V | DI 1 | 0V | DI 0 | FE — BN WH BU BK
X2 M12: 24V | DI 3 | 0V | DI 2 | FE — BN WH BU BK
X3 M12: 24V | DI 5 | 0V | DI 4 | FE — BN WH BU BK
X4 M12: 24V | DI 7 | 0V | DI 6 | FE — BN WH BU BK
X5 M12: 24V | DI 9 | 0V | DI 8 | FE — BN WH BU BK
X6 M12: 24V | DI 11 | 0V | DI 10 | FE — BN WH BU BK
X7 M12: 24V | DI 13 | 0V | DI 12 | FE — BN WH BU BK
X8 M12: 24V | DI 15 | 0V | DI 14 | FE — BN WH BU BK

+.UQ51UQ1.1-W1 =V1UQ51UQ1+.UQ51UQ1/1.1
+.UQ51UQ1.2-W1 =V1UQ51UQ1+.UQ51UQ1/1.2
+.UQ51UQ1.3-W1 =V1UQ51UQ1+.UQ51UQ1/1.4
+.UQ51UQ1.4-W1 =V1UQ51UQ1+.UQ51UQ1/1.5
+.UQ51UQ1.5-W1 =V1UQ51UQ1+.UQ51UQ1/1.7
+.UQ51UQ2.1-W1 =V1UQ51UQ2+.UQ51UQ2/1.1
+.UQ51UQ2.2-W1 =V1UQ51UQ2+.UQ51UQ2/1.2
+.UQ51UQ2.3-W1 =V1UQ51UQ2+.UQ51UQ2/1.4

=V1UQ51BG0/6

2

			Date	12/14/2022	Volvo Trucks North America		Valiant TMS	CONNECTING MOD. FOR VTSA MANIFOLD	Drawing name: =2V06&EFS_EL	= V1UQ51KF1	
			Ed.	MKLEPADLO						+ V1UQ51	
			Appr		P6700 Rear Wall - Cell 2V06				Document type: EFS	Project nr: 22-16148	Page 1
Modification	Date	Name	Original		Replacement of	Replaced by	Scale 1:1				1460

-KF1.12

FESTO
CPX-M-AB-8-M12X2-5POL
549335

I2002.0	DI 0 X1:4	V1UQ51UQ2.4-BGR	Shot Pins 2 (RESET)
I2002.1	DI 1 X1:2	V1UQ51UQ2.4-BGS	Shot Pins 2 (SET)
I2002.2	DI 2 X2:4	I2002.2	Spare
I2002.3	DI 3 X2:2	I2002.3	Spare
I2002.4	DI 4 X3:4	I2002.4	Spare
I2002.5	DI 5 X3:2	I2002.5	Spare
I2002.6	DI 6 X4:4	I2002.6	Spare
I2002.7	DI 7 X4:2	I2002.7	Spare
I2003.0	DI 8 X5:4	I2003.0	Spare
I2003.1	DI 9 X5:2	I2003.1	Spare
I2003.2	DI 10 X6:4	I2003.2	Spare
I2003.3	DI 11 X6:2	I2003.3	Spare
I2003.4	DI 12 X7:4	I2003.4	Spare
I2003.5	DI 13 X7:2	I2003.5	Spare
I2003.6	DI 14 X8:4	I2003.6	Spare
I2003.7	DI 15 X8:2	I2003.7	Spare

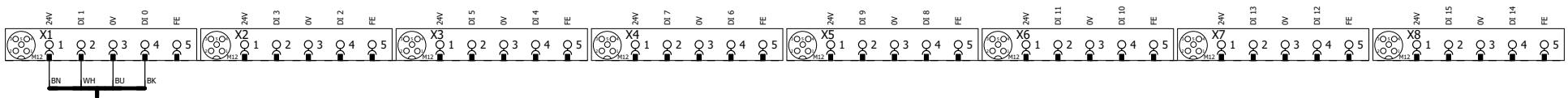

+.UQ51UQ2.4-W1
=V1UQ51UQ2+.UQ51UQ2/1.5

1 3

			Date	12/14/2022	Volvo Trucks North America	Valiant TMS	I/O MOD. DI16 (8 x M12) FOR VTSA-F	Drawing name: =2V06&EFS_EL	= V1UQ51KF1	
			Ed.	MKLEPADLO					+ V1UQ51	
			Appr		P6700 Rear Wall - Cell 2V06			Document type: EFS	Project nr: 22-16148	Page 2
Modification	Date	Name	Original		Replacement of / Replaced by	Scale 1:1				1460

-KF1.15

FESTO
CPX-M-AB-8-M12X2-5POL
549335

I2004.0	DI 0 X1:4	V1UQ51-BG01	Vertical Member Day/Sleep LH
I2004.1	DI 1 X1:2	V1UQ51-BG02	Vertical Member Day/Sleep LH
I2004.2	DI 2 X2:4	V1UQ51-BG03	Vertical Member Day/Sleep RH
I2004.3	DI 3 X2:2	V1UQ51-BG04	Vertical Member Day/Sleep RH
I2004.4	DI 4 X3:4	V1UQ51-BG05	Rear Wall Member Day LH
I2004.5	DI 5 X3:2	V1UQ51-BG06	Rear Wall Member Day RH
I2004.6	DI 6 X4:4	V1UQ51-BG07	Rear Wall Member Day LH
I2004.7	DI 7 X4:2	V1UQ51-BG08	Rear Wall Member Day RH
I2005.0	DI 8 X5:4	V1UQ51-BG09	Rear Wall Member Day LH
I2005.1	DI 9 X5:2	V1UQ51-BG10	Rear Wall Member Day RH
I2005.2	DI 10 X6:4	V1UQ51-BG11	Rear Wall Member Day/Sleeper LH
I2005.3	DI 11 X6:2	V1UQ51-BG12	Rear Wall Member Day/Sleeper RH
I2005.4	DI 12 X7:4	V1UQ51-BG13	Cross Member Day LH
I2005.5	DI 13 X7:2	V1UQ51-BG14	Cross Member Day RH
I2005.6	DI 14 X8:4	V1UQ51-BG15	Cross Member Day RH
I2005.7	DI 15 X8:2	V1UQ51-BG16	Cross Member Day RH

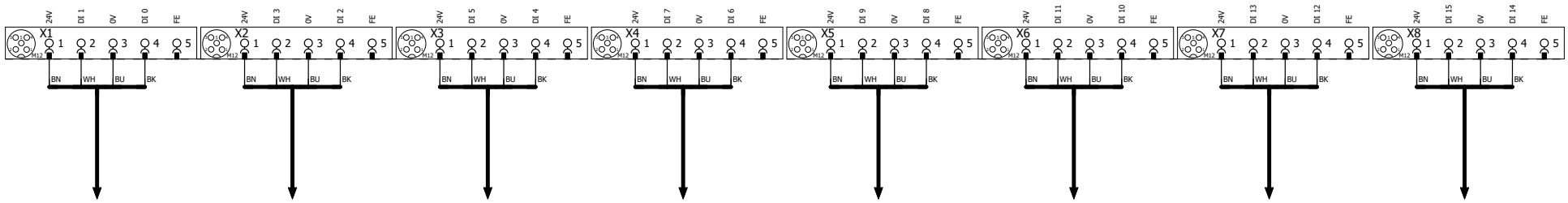

-XG1/2 =V1UQ51BG0/1.1

-XG3/4 =V1UQ51BG0/1.4

-XG5/6 =V1UQ51BG0/1.6

-XG7/8 =V1UQ51BG0/2.1

-XG9/10 =V1UQ51BG0/2.4

-XG11/12 =V1UQ51BG0/2.6

-XG13/14 =V1UQ51BG0/3.1

-XG15/16 =V1UQ51BG0/3.4

2 4

			Date	12/14/2022	Volvo Trucks North America		Valiant TMS	I/O MOD. DI16 (8 x M12) FOR VTSA-F	Drawing name: =2V06&EFS_EL	= V1UQ51KF1
			Ed.	MKLEPADLO						+ V1UQ51
			Appr		P6700 Rear Wall - Cell 2V06				Document type: EFS	Project nr: 22-16148
Modification	Date	Name	Original		Replacement of	Replaced by	Scale 1:1			Page 3 / 1460

-KF1.16

FESTO
CPX-M-AB-8-M12X2-5POL
549335

I2006.0	DI 0 X1:4	V1UQ51-BG17	Map Pocket Day LH
I2006.1	DI 1 X1:2	V1UQ51-BG18	Map Pocket Day LH
I2006.2	DI 2 X2:4	V1UQ51-BG19	Map Pocket Day RH
I2006.3	DI 3 X2:2	V1UQ51-BG20	Map Pocket Day RH
I2006.4	DI 4 X3:4	V1UQ51-BG21	Ctr Cross Mbr Sleeper/LH
I2006.5	DI 5 X3:2	V1UQ51-BG22	Ctr Cross Mbr Sleeper/RH
I2006.6	DI 6 X4:4	V1UQ51-BG23	Wall Trim CTR Mtg Mbr Sleeper LH
I2006.7	DI 7 X4:2	V1UQ51-BG24	Wall Trim CTR Mtg Mbr Sleeper RH
I2007.0	DI 8 X5:4	V1UQ51-BG25	Wall Trim CTR Mtg Mbr Sleeper LH
I2007.1	DI 9 X5:2	V1UQ51-BG26	Wall Trim CTR Mtg Mbr Sleeper RH
I2007.2	DI 10 X6:4	V1UQ51-BG27	Table Mtg Bracket Sleeper LH
I2007.3	DI 11 X6:2	V1UQ51-BG28	Table Mtg Bracket Sleeper RH
I2007.4	DI 12 X7:4	V1UQ51-BG29	Wall Trim CTR Mtg Mbr Sleeper LH
I2007.5	DI 13 X7:2	V1UQ51-BG30	Wall Trim CTR Mtg Mbr Sleeper RH
I2007.6	DI 14 X8:4	V1UQ51-BG31	Sleeper Nut Plate LH
I2007.7	DI 15 X8:2	V1UQ51-BG32	Sleeper Nut Plate RH

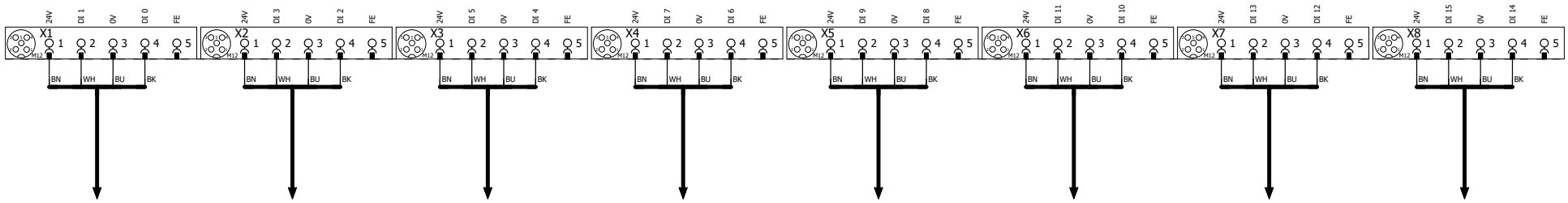

			Date	12/14/2022	Volvo Trucks North America	Valiant TMS	I/O MOD. DI16 (8 x M12) FOR VTSA-F	Drawing name: =2V06&EFS_EL	= V1UQ51KF1
			Ed.	MKLEPADLO					+ V1UQ51
			Appr		P6700 Rear Wall - Cell 2V06			Document type: EFS	Project nr: 22-16148
Modification	Date	Name	Original		Replacement of / Replaced by	Scale 1:1			Page 4 / 1460

0	1	2	3	4	5	6	7	8	9

-KF1 -KF1.11 -KF1.12 -KF1.13 -KF1.14 -KF1.20 -KF1.21 -KF1.22 -KF1.23

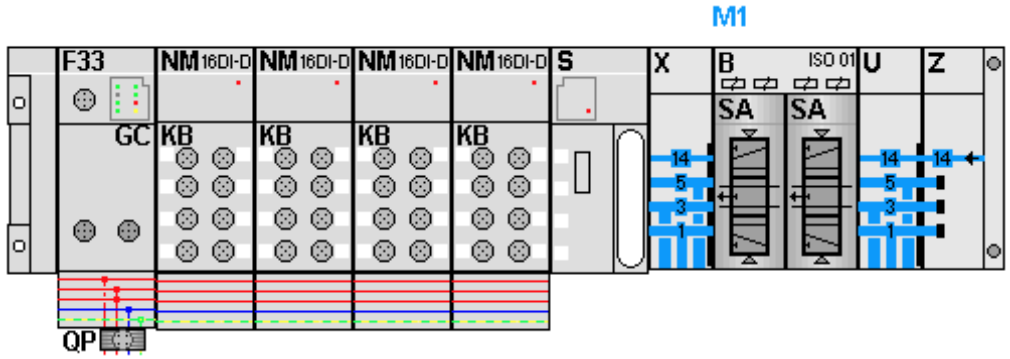

-KF1.21
=V1UQ51UQ1+.UQ51UQ1/1.3
=V1UQ51UQ2+.UQ51UQ2/1.3

FESTO

=V1UQ51UQ1+.UQ51UQ1/1.4	Q2000.0 DO 0 / 1.1	-QN1.1_Q	Shot Pins 1 (RST)
=V1UQ51UQ1+.UQ51UQ1/1.4	Q2000.1 DO 1 / 1.2	-QN1.2_Q	Shot Pins 1 (SET)
=V1UQ51UQ2+.UQ51UQ2/1.4	Q2000.2 DO 2 / 2.1	-QN2.1_Q	Shot Pins 2 (RST)
=V1UQ51UQ2+.UQ51UQ2/1.4	Q2000.3 DO 3 / 2.2	-QN2.2_Q	Shot Pins 2 (SET)

			Date	12/14/2022	Volvo Trucks North America		Valiant TMS	CONNECTING MOD. FOR FESTO DQ	Drawing name: =2V06&EFS_EL	= V1UQ51KF1
			Ed.	MKLEPADLO						+ V1UQ51
			Appr		P6700 Rear Wall - Cell 2V06				Document type: EFS	Project nr: 22-16148
Modification	Date	Name	Original		Replacement of	Replaced by	Scale 1:1			Page 5 / 1460

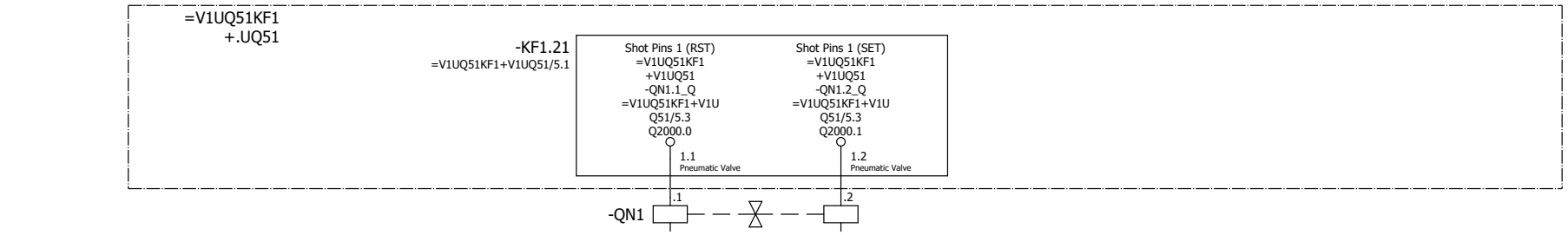

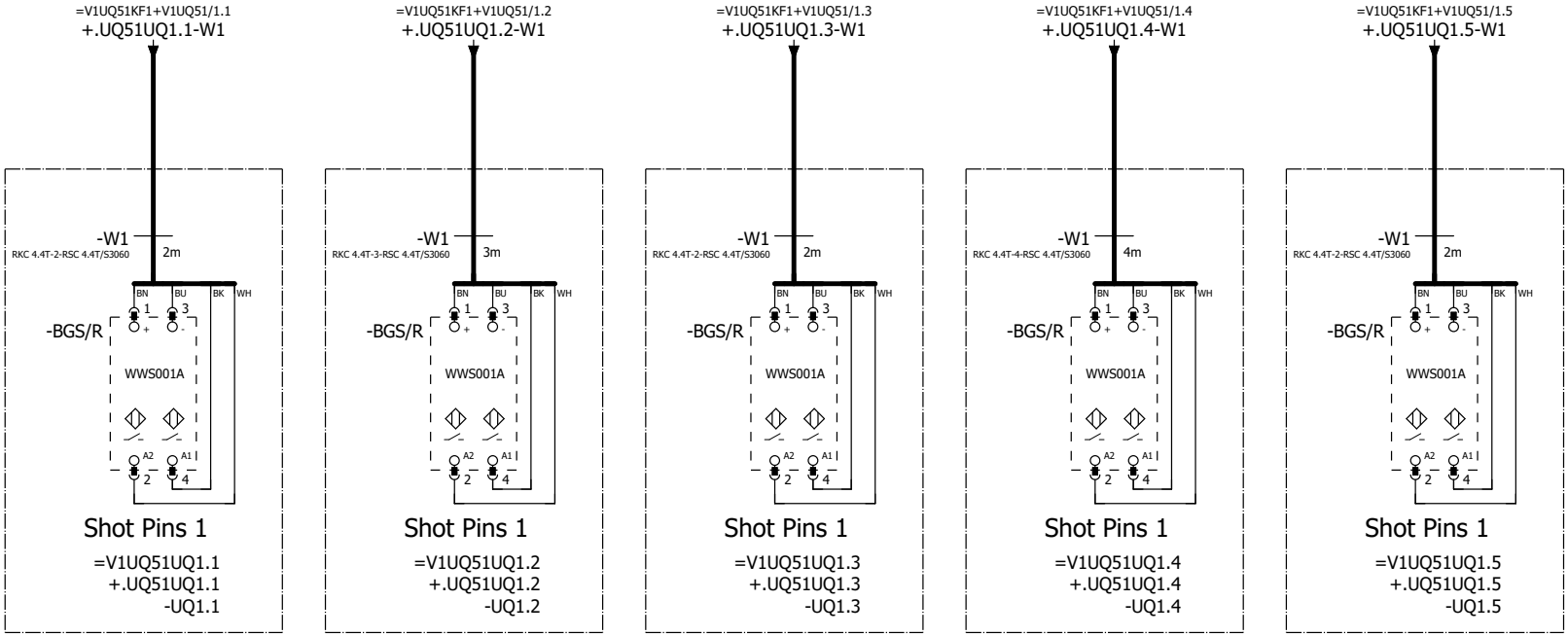

=V1UQ51 -UQ1.1-BGS/R Shot Pins 1	=V1UQ51 -UQ1.2-BGS/R Shot Pins 1	=V1UQ51 -UQ1.3-BGS/R Shot Pins 1	=V1UQ51 -UQ1.4-BGS/R Shot Pins 1	=V1UQ51 -UQ1.5-BGS/R Shot Pins 1

=V1UQ51KF1+V1UQ51/5

=V1UQ51UQ2+.UQ51UQ2/1

			Date	12/14/2022	Volvo Trucks North America		Valiant TMS	FESTO DQ CONNECTION QN1	Drawing name: =2V06&EFS_EL	= V1UQ51UQ1	
			Ed.	MKLEPADLO						+ V1UQ51UQ1	
			Appr		P6700 Rear Wall - Cell 2V06				Document type: EFS	Project nr: 22-16148	Page 1
Modification	Date	Name	Original		Replacement of	Replaced by	Scale 1:1				1460

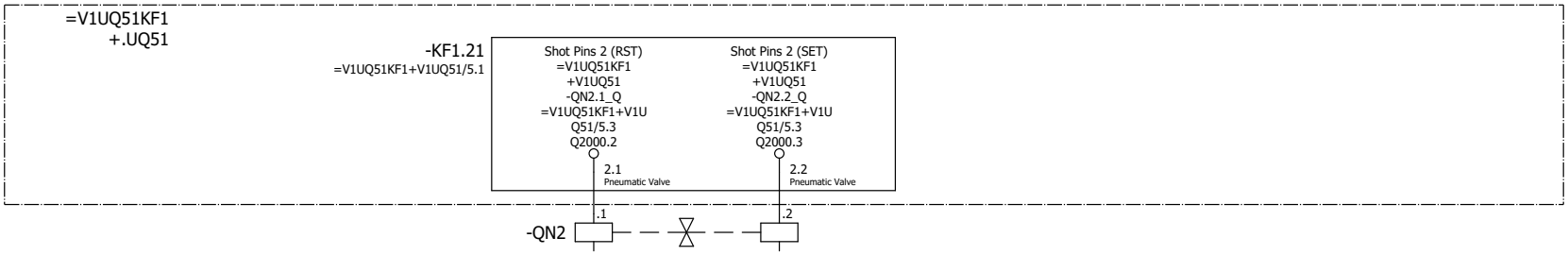

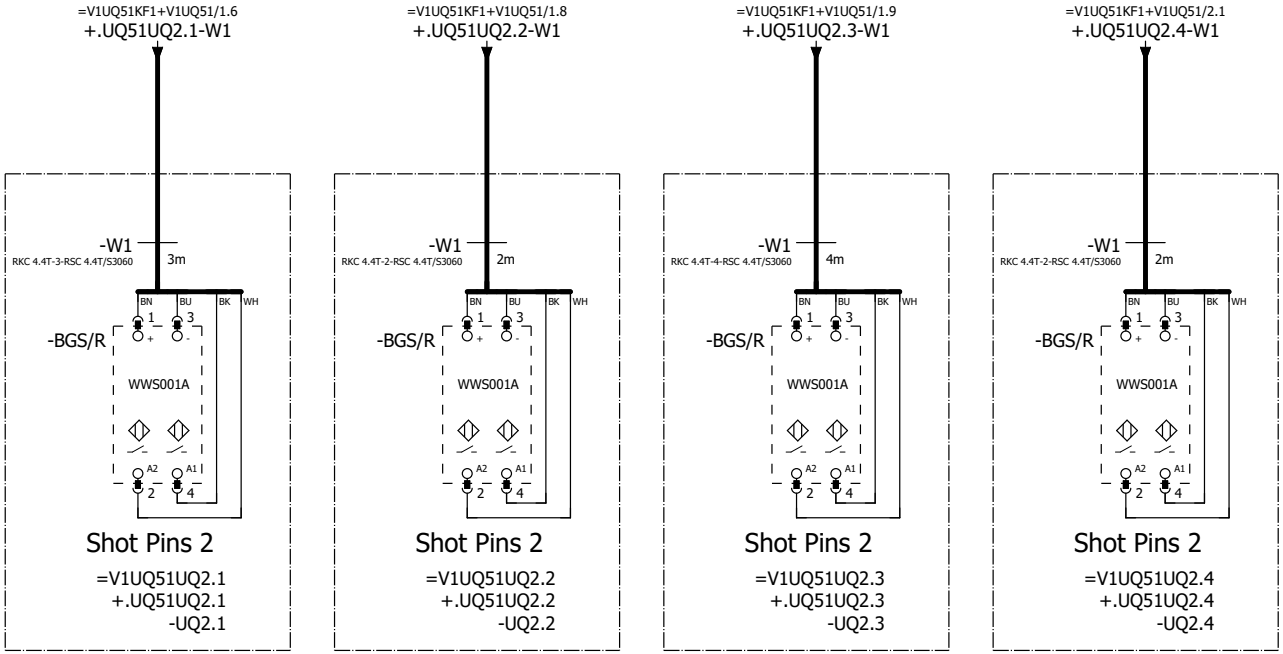

=V1UQ51 -UQ2.1-BGS/R Shot Pins 2	=V1UQ51 -UQ2.2-BGS/R Shot Pins 2	=V1UQ51 -UQ2.3-BGS/R Shot Pins 2	=V1UQ51 -UQ2.4-BGS/R Shot Pins 2

=V1UQ51UQ1+.UQ51UQ1/1

=V1UQ52BG0+.UQ52/1

			Date	12/14/2022	Volvo Trucks North America		Valiant TMS	FESTO DQ CONNECTION QN2	Drawing name: =2V06&EFS_EL	= V1UQ51UQ2	
			Ed.	MKLEPADLO						+ V1UQ51UQ2	
			Appr		P6700 Rear Wall - Cell 2V06				Document type: EFS	Project nr: 22-16148	Page 1
Modification	Date	Name	Original		Replacement of	Replaced by	Scale 1:1				1460

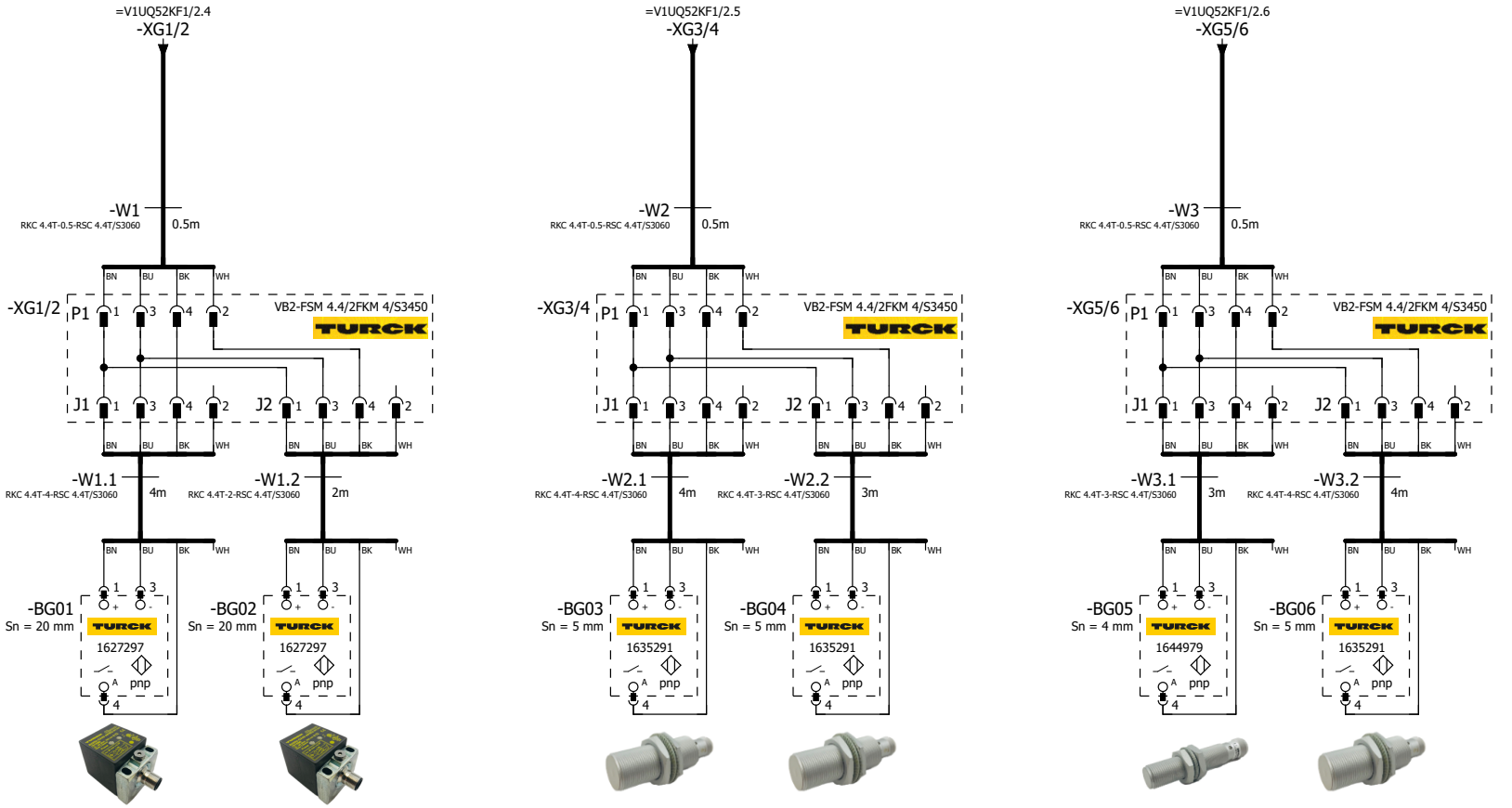

=V1UQ52 -BG01 Rear Wall Inner Header Sleeper	=V1UQ52 -BG02 Rear Wall Inner Header Sleeper	=V1UQ52 -BG03 Hinge Pivot Brckt Sleeper LH	=V1UQ52 -BG04 Hinge Pivot Brckt Sleeper RH	=V1UQ52 -BG05 Pin Guide Sleeper	=V1UQ52 -BG06 Tie Plate Top Day LH

=V1UQ51UQ2+.UQ51UQ2/1

2

			Date	12/14/2022	Volvo Trucks North America	Valiant TMS	SENSORS	Drawing name: =2V06&EFS_EL	= V1UQ52BG0
			Ed.	MKLEPADLO					+ V1UQ52
			Appr		P6700 Rear Wall - Cell 2V06			Document type: EFS	Project nr: 22-16148
Modification	Date	Name	Original		Replacement of / Replaced by	Scale 1:1			Page 1 / 1460

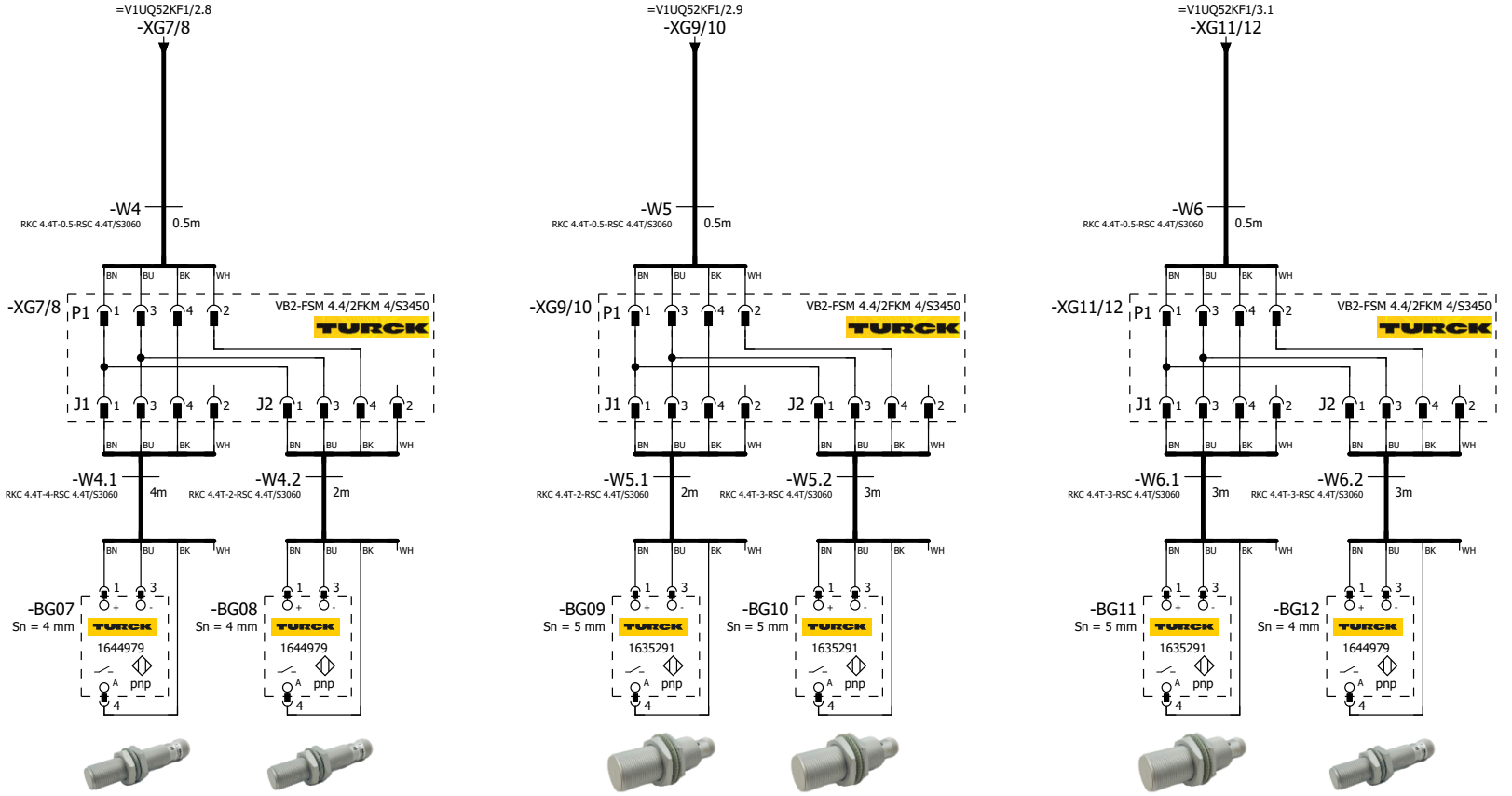

=V1UQ52 -BG07 Tie Plate Top Day LH	=V1UQ52 -BG08 Tie Plate Top Day RH	=V1UQ52 -BG09 Tie Plate Top Day RH	=V1UQ52 -BG10 Table Mtg Bracket Day LH	=V1UQ52 -BG11 Table Mtg Bracket Day RH	=V1UQ52 -BG12 Table Mtg Bracket Day LH

			Date	12/14/2022	Volvo Trucks North America	Valiant TMS	SENSORS	Drawing name: =2V06&EFS_EL	= V1UQ52BG0
			Ed.	MKLEPADLO					+ V1UQ52
			Appr		P6700 Rear Wall - Cell 2V06			Document type: EFS	Project nr: 22-16148
Modification	Date	Name	Original		Replacement of / Replaced by	Scale 1:1			Page 2 / 1460

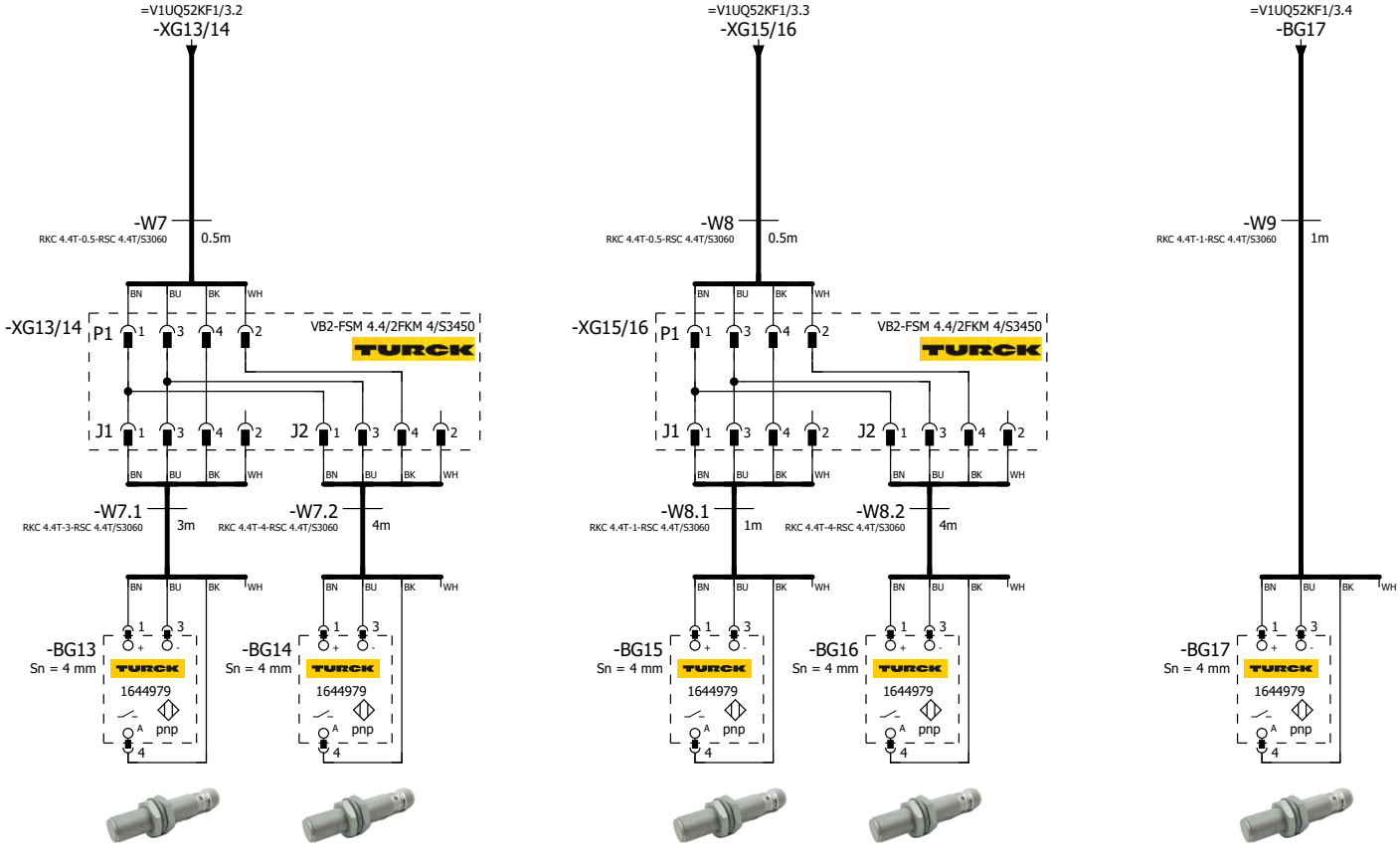

=V1UQ52 -BG13 Table Mtg Bracket Day RH	=V1UQ52 -BG14 Tie Plate Day LH	=V1UQ52 -BG15 Tie Plate Day RH	=V1UQ52 -BG16 Tie Plate Day LH	=V1UQ52 -BG17 Tie Plate Day RH

2

=V1UQ52KF1/1

			Date	12/14/2022	Volvo Trucks North America	Valiant TMS	SENSORS	Drawing name: =2V06&EFS_EL	= V1UQ52BG0	
			Ed.	MKLEPADLO					+ V1UQ52	
			Appr		P6700 Rear Wall - Cell 2V06			Document type: EFS	Project nr: 22-16148	Page 3
Modification	Date	Name	Original		Replacement of	Replaced by	Scale 1:1			1460

=V1WC4+.UC11/26.5 / W1

=V1UQ51KF1+.UQ51/1.4 / +.UQ52-KF1-P1

-W1
RSM RKM 56-30M/S3059
30m

-KF100.11-P13
PROFINET Cable
6XV1840-3AH10
25 m

-KF1

X20 M12, 7/8" 1 2 PE 4 5
0V_VAL / OUT
0V_EL / SEN
FE
24V_EL / SEN
24V_VAL / OUT

-TP1 M12
-TP2 M12

ON
OFF
1 2 1 2

FESTO
Bus node + Interlinking block
548755 + 550208

-KF1.11

FESTO
CPX-M-AB-8-M12X2-5POL
549335

I2025.0	DI 0 X1:4	V1UQ52UQ1.1-BGR	Shot Pin (RESET)
I2025.1	DI 1 X1:2	V1UQ52UQ1.1-BGS	Shot Pin (SET)
I2025.2	DI 2 X2:4	V1UQ52UQ2.1-BGR	Clamps 2 (RESET)
I2025.3	DI 3 X2:2	V1UQ52UQ2.1-BGS	Clamps 2 (SET)
I2025.4	DI 4 X3:4	V1UQ52UQ2.2-BGR	Clamps 2 (RESET)
I2025.5	DI 5 X3:2	V1UQ52UQ2.2-BGS	Clamps 2 (SET)
I2025.6	DI 6 X4:4	V1UQ52UQ2.3-BGR	Clamps 2 (RESET)
I2025.7	DI 7 X4:2	V1UQ52UQ2.3-BGS	Clamps 2 (SET)
I2026.0	DI 8 X5:4	V1UQ52UQ2.4-BGR	Clamps 2 (RESET)
I2026.1	DI 9 X5:2	V1UQ52UQ2.4-BGS	Clamps 2 (SET)
I2026.2	DI 10 X6:4	V1UQ52UQ2.5-BGR	Clamps 2 (RESET)
I2026.3	DI 11 X6:2	V1UQ52UQ2.5-BGS	Clamps 2 (SET)
I2026.4	DI 12 X7:4	V1UQ52UQ3.1-BGR	Clamps 3 (RESET)
I2026.5	DI 13 X7:2	V1UQ52UQ31-BGS	Clamps 3 (SET)
I2026.6	DI 14 X8:4	V1UQ52UQ3.2-BGR	Clamps 3 (RESET)
I2026.7	DI 15 X8:2	V1UQ52UQ3.2-BGS	Clamps 3 (SET)

X1 M12: 24V | DI 1 | 0V | DI 0 | FE — 1 2 3 4 5 — BN WH BU BK
X2 M12: 24V | DI 3 | 0V | DI 2 | FE — 1 2 3 4 5 — BN WH BU BK
X3 M12: 24V | DI 5 | 0V | DI 4 | FE — 1 2 3 4 5 — BN WH BU BK
X4 M12: 24V | DI 7 | 0V | DI 6 | FE — 1 2 3 4 5 — BN WH BU BK
X5 M12: 24V | DI 9 | 0V | DI 8 | FE — 1 2 3 4 5 — BN WH BU BK
X6 M12: 24V | DI 11 | 0V | DI 10 | FE — 1 2 3 4 5 — BN WH BU BK
X7 M12: 24V | DI 13 | 0V | DI 12 | FE — 1 2 3 4 5 — BN WH BU BK
X8 M12: 24V | DI 15 | 0V | DI 14 | FE — 1 2 3 4 5 — BN WH BU BK

+.UQ52UQ1.1-W1 =V1UQ52UQ1+.UQ52UQ1/1.1
+.UQ52UQ2.1-W1 =V1UQ52UQ2+.UQ52UQ2/1.1
+.UQ52UQ2.2-W1 =V1UQ52UQ2+.UQ52UQ2/1.2
+.UQ52UQ2.3-W1 =V1UQ52UQ2+.UQ52UQ2/1.4
+.UQ52UQ2.4-W1 =V1UQ52UQ2+.UQ52UQ2/1.5
+.UQ52UQ2.5-W1 =V1UQ52UQ2+.UQ52UQ2/1.7
+.UQ52UQ3.1-W1 =V1UQ52UQ3+.UQ52UQ3/1.1
+.UQ52UQ3.2-W1 =V1UQ52UQ3+.UQ52UQ3/1.2

=V1UQ52BG0/3

2

			Date	12/14/2022	Volvo Trucks North America		Valiant TMS	CONNECTING MOD. FOR VTSA MANIFOLD	Drawing name: =2V06&EFS_EL	= V1UQ52KF1	
			Ed.	MKLEPADLO						+ V1UQ52	
			Appr		P6700 Rear Wall - Cell 2V06				Document type: EFS	Project nr: 22-16148	Page 1
Modification	Date	Name	Original		Replacement of	Replaced by	Scale 1:1				1460

-KF1.12

FESTO

CPX-M-AB-8-M12X2-5POL

549335

I2027.0	DI 0 X1:4	V1UQ52UQ3.3-BGR	Clamps 3 (RESET)
I2027.1	DI 1 X1:2	V1UQ52UQ3.3-BGS	Clamps 3 (SET)
I2027.2	DI 2 X2:4	V1UQ52UQ3.4-BGR	Clamps 3 (RESET)
I2027.3	DI 3 X2:2	V1UQ52UQ3.4-BGS	Clamps 3 (SET)
I2027.4	DI 4 X3:4	V1UQ52UQ4.1-BGR	Clamp 4 (RESET)
I2027.5	DI 5 X3:2	V1UQ52UQ4.1-BGS	Clamp 4 (SET)
I2027.6	DI 6 X4:4	V1UQ52-BG01	Rear Wall Inner Header Sleeper
I2027.7	DI 7 X4:2	V1UQ52-BG02	Rear Wall Inner Header Sleeper
I2028.0	DI 8 X5:4	V1UQ52-BG03	Hinge Pivot Brckt Sleeper LH
I2028.1	DI 9 X5:2	V1UQ52-BG04	Hinge Pivot Brckt Sleeper RH
I2028.2	DI 10 X6:4	V1UQ52-BG05	Pin Guide Sleeper
I2028.3	DI 11 X6:2	V1UQ52-BG06	Tie Plate Top Day LH
I2028.4	DI 12 X7:4	V1UQ52-BG07	Tie Plate Top Day LH
I2028.5	DI 13 X7:2	V1UQ52-BG08	Tie Plate Top Day RH
I2028.6	DI 14 X8:4	V1UQ52-BG09	Tie Plate Top Day RH
I2028.7	DI 15 X8:2	V1UQ52-BG10	Table MTG Bracket Day LH

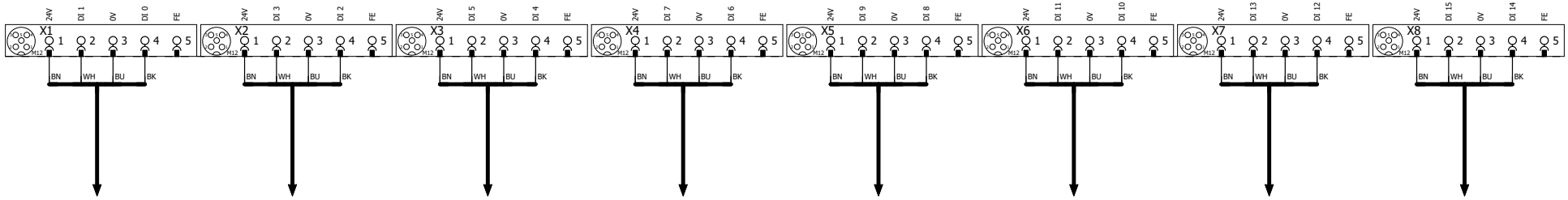

+.UQ52UQ3.3-W1 =V1UQ52UQ3+.UQ52UQ3/1.4

+.UQ52UQ3.4-W1 =V1UQ52UQ3+.UQ52UQ3/1.5

+.UQ52UQ4.1-W1 =V1UQ52UQ4+.UQ52UQ4/1.1

-XG1/2 =V1UQ52BG0/1.1

-XG3/4 =V1UQ52BG0/1.4

-XG5/6 =V1UQ52BG0/1.6

-XG7/8 =V1UQ52BG0/2.1

-XG9/10 =V1UQ52BG0/2.4

1 3

			Date	12/14/2022	Volvo Trucks North America	Valiant TMS	I/O MOD. DI16 (8 x M12) FOR VTSA-F	Drawing name: =2V06&EFS_EL	= V1UQ52KF1
			Ed.	MKLEPADLO					+ V1UQ52
			Appr		P6700 Rear Wall - Cell 2V06			Document type: EFS	Project nr: 22-16148
Modification	Date	Name	Original		Replacement of / Replaced by	Scale 1:1			Page 2 / 1460

-KF1.13

FESTO

CPX-M-AB-8-M12X2-5POL

549335

I2029.0	DI 0 X1:4	V1UQ52-BG11	Table MTG Bracket Day RH
I2029.1	DI 1 X1:2	V1UQ52-BG12	Table MTG Bracket Day LH
I2029.2	DI 2 X2:4	V1UQ52-BG13	Table MTG Bracket Day RH
I2029.3	DI 3 X2:2	V1UQ52-BG14	Tie Plate Day LH
I2029.4	DI 4 X3:4	V1UQ52-BG15	Tie Plate Day RH
I2029.5	DI 5 X3:2	V1UQ52-BG16	Tie Plate Day LH
I2029.6	DI 6 X4:4	V1UQ52-BG17	Tie Plate Day RH
I2029.7	DI 7 X4:2	I2029.7	Spare
I2030.0	DI 8 X5:4	I2030.0	Spare
I2030.1	DI 9 X5:2	I2030.1	Spare
I2030.2	DI 10 X6:4	I2030.2	Spare
I2030.3	DI 11 X6:2	I2030.3	Spare
I2030.4	DI 12 X7:4	I2030.4	Spare
I2030.5	DI 13 X7:2	I2030.5	Spare
I2030.6	DI 14 X8:4	I2030.6	Spare
I2030.7	DI 15 X8:2	I2030.7	Spare

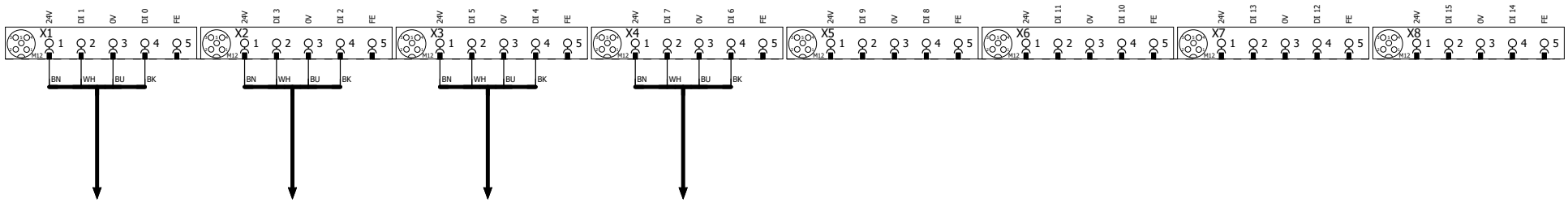

-XG11/12
=V1UQ52BG0/2.6

-XG13/14
=V1UQ52BG0/3.1

-XG15/16
=V1UQ52BG0/3.4

-BG17
=V1UQ52BG0/3.6

			Date	12/14/2022	Volvo Trucks North America		Valiant TMS	I/O MOD. DI16 (8 x M12) FOR VTSA-F	Drawing name: =2V06&EFS_EL	= V1UQ52KF1	
			Ed.	MKLEPADLO						+ V1UQ52	
			Appr		P6700 Rear Wall - Cell 2V06				Document type: EFS	Project nr: 22-16148	Page 3
Modification	Date	Name	Original		Replacement of	Replaced by	Scale 1:1				1460

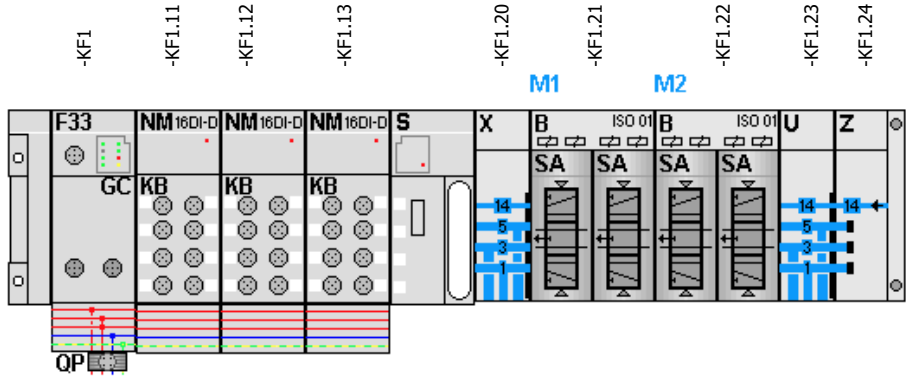

-KF1.21
=V1UQ52UQ1+.UQ52UQ1/1.3
=V1UQ52UQ2+.UQ52UQ2/1.3

FESTO

=V1UQ52UQ1+.UQ52UQ1/1.4	Q2025.0 DO 0 1.1	-QN1.1_Q	Shot Pin (RST)
=V1UQ52UQ1+.UQ52UQ1/1.4	Q2025.1 DO 1 1.2	-QN1.2_Q	Shot Pin (SET)
=V1UQ52UQ2+.UQ52UQ2/1.4	Q2025.2 DO 2 2.1	-QN2.1_Q	Clamps 2 (RST)
=V1UQ52UQ2+.UQ52UQ2/1.4	Q2025.3 DO 3 2.2	-QN2.2_Q	Clamps 2 (SET)

-KF1.22
=V1UQ52UQ3+.UQ52UQ3/1.3
=V1UQ52UQ4+.UQ52UQ4/1.3

FESTO

=V1UQ52UQ3+.UQ52UQ3/1.4	Q2025.4 DO 0 1.1	-QN3.1_Q	Clamps 3 (RST)
=V1UQ52UQ3+.UQ52UQ3/1.4	Q2025.5 DO 1 1.2	-QN3.2_Q	Clamps 3 (SET)
=V1UQ52UQ4+.UQ52UQ4/1.4	Q2025.6 DO 2 2.1	-QN4.1_Q	Clamp 4 (RST)
=V1UQ52UQ4+.UQ52UQ4/1.4	Q2025.7 DO 3 2.2	-QN4.2_Q	Clamp 4 (SET)

			Date	12/14/2022	Volvo Trucks North America		Valiant TMS	CONNECTING MOD. FOR FESTO DQ	Drawing name: =2V06&EFS_EL	= V1UQ52KF1
			Ed.	MKLEPADLO						+ V1UQ52
			Appr		P6700 Rear Wall - Cell 2V06		Scale 1:1		Document type: EFS	Project nr: 22-16148
Modification	Date	Name	Original		Replacement of	Replaced by				Page 4 / 1460

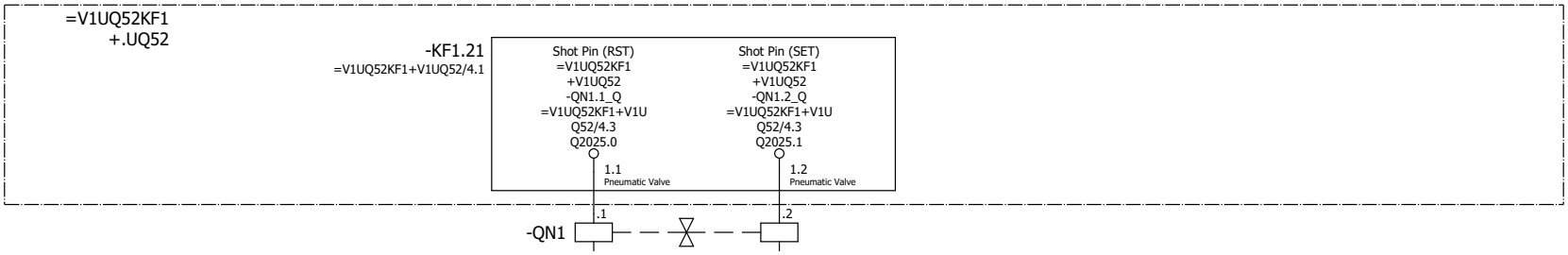

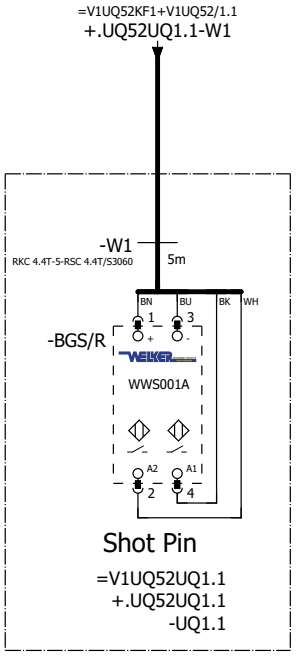

=V1UQ52
-UQ1.1-BGS/R
Shot Pin

=V1UQ52KF1+V1UQ52/4

=V1UQ52UQ2+.UQ52UQ2/1

			Date	12/14/2022	Volvo Trucks North America	Valiant TMS	FESTO DQ CONNECTION QN1	Drawing name: =2V06&EFS_EL	= V1UQ52UQ1	
			Ed.	MKLEPADLO					+ V1UQ52UQ1	
			Appr		P6700 Rear Wall - Cell 2V06			Document type: EFS	Project nr: 22-16148	Page 1
Modification	Date	Name	Original		Replacement of	Replaced by	Scale 1:1			1460

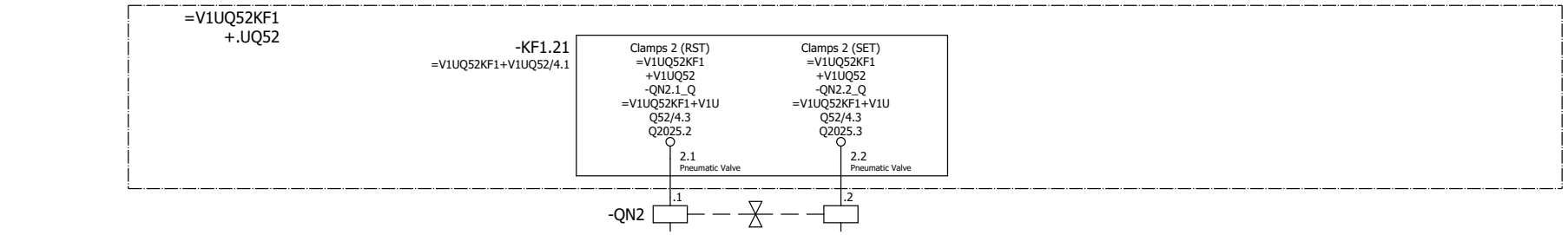

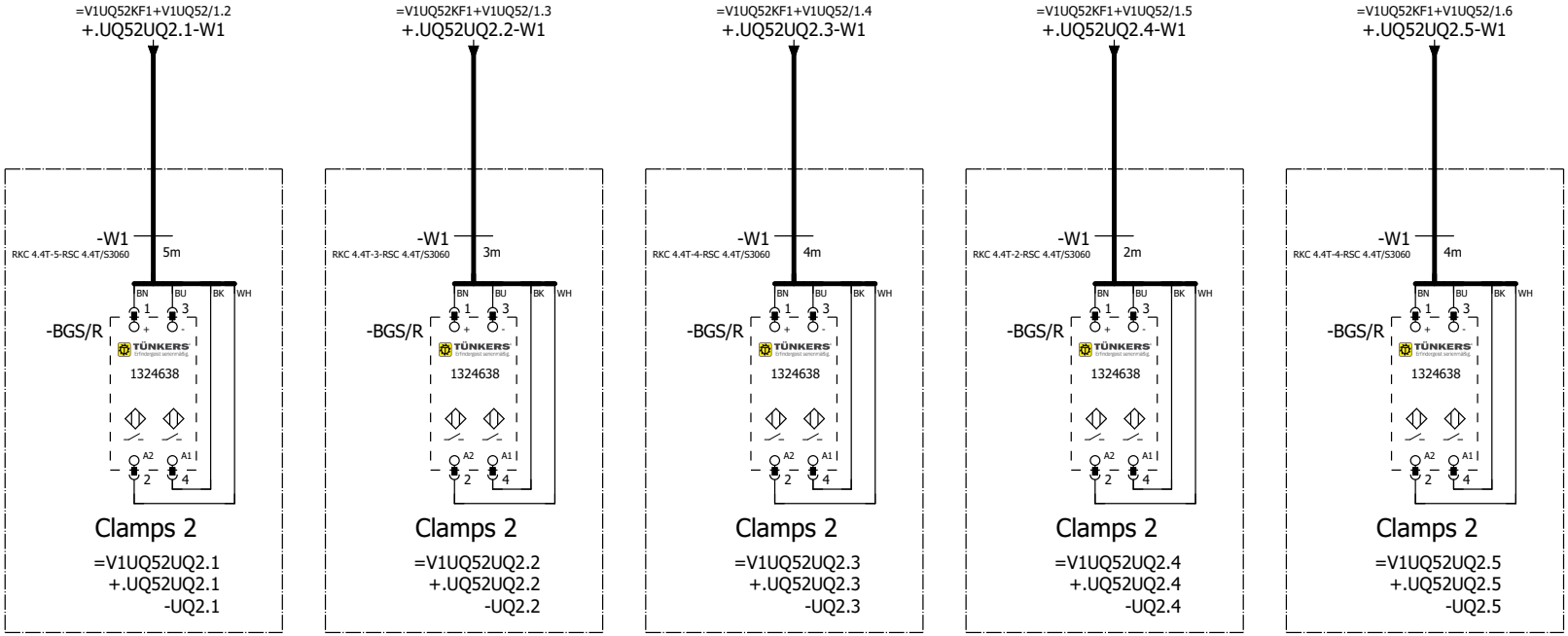

=V1UQ52 -UQ2.1-BGS/R Clamps 2	=V1UQ52 -UQ2.2-BGS/R Clamps 2	=V1UQ52 -UQ2.3-BGS/R Clamps 2	=V1UQ52 -UQ2.4-BGS/R Clamps 2	=V1UQ52 -UQ2.5-BGS/R Clamps 2

=V1UQ52UQ1+.UQ52UQ1/1

=V1UQ52UQ3+.UQ52UQ3/1

			Date	12/14/2022	Volvo Trucks North America	Valiant TMS	FESTO DQ CONNECTION QN2	Drawing name: =2V06&EFS_EL	= V1UQ52UQ2 + V1UQ52UQ2
			Ed.	MKLEPADLO					
			Appr		P6700 Rear Wall - Cell 2V06	Scale 1:1		Document type: EFS	Project nr: 22-16148
Modification	Date	Name	Original		Replacement of	Replaced by			Page 1 / 1460

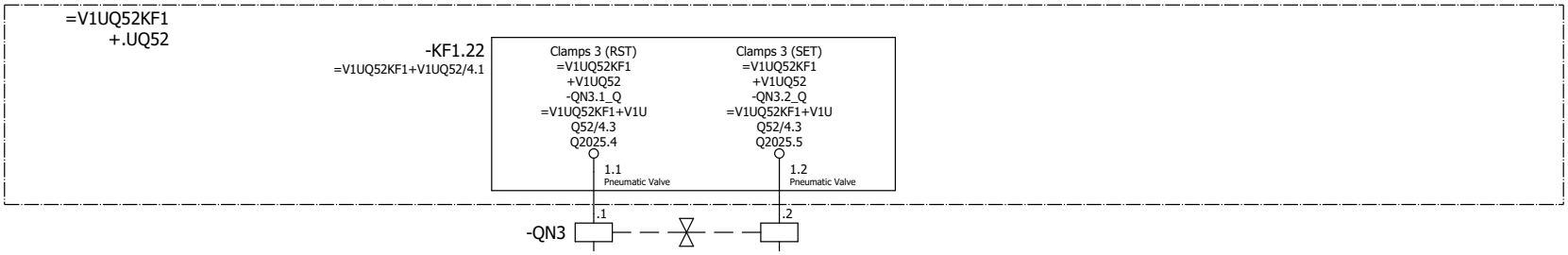

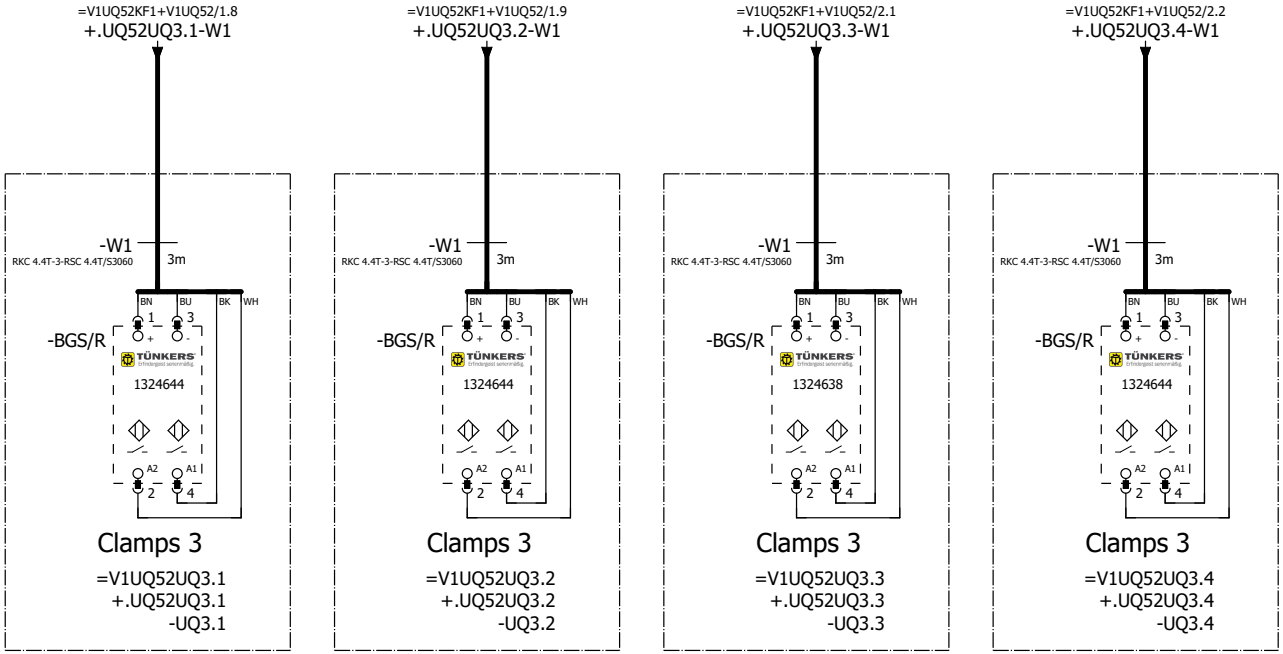

=V1UQ52 -UQ3.1-BGS/R Clamps 3	=V1UQ52 -UQ3.2-BGS/R Clamps 3	=V1UQ52 -UQ3.3-BGS/R Clamps 3	=V1UQ52 -UQ3.4-BGS/R Clamps 3

=V1UQ52UQ2+.UQ52UQ2/1

=V1UQ52UQ4+.UQ52UQ4/1

			Date	12/14/2022	Volvo Trucks North America		Valiant TMS	FESTO DQ CONNECTION QN3	Drawing name: =2V06&EFS_EL	= V1UQ52UQ3 + V1UQ52UQ3	
			Ed.	MKLEPADLO							
			Appr		P6700 Rear Wall - Cell 2V06		Scale 1:1		Document type: EFS	Project nr: 22-16148	Page 1
Modification	Date	Name	Original		Replacement of	Replaced by					1460

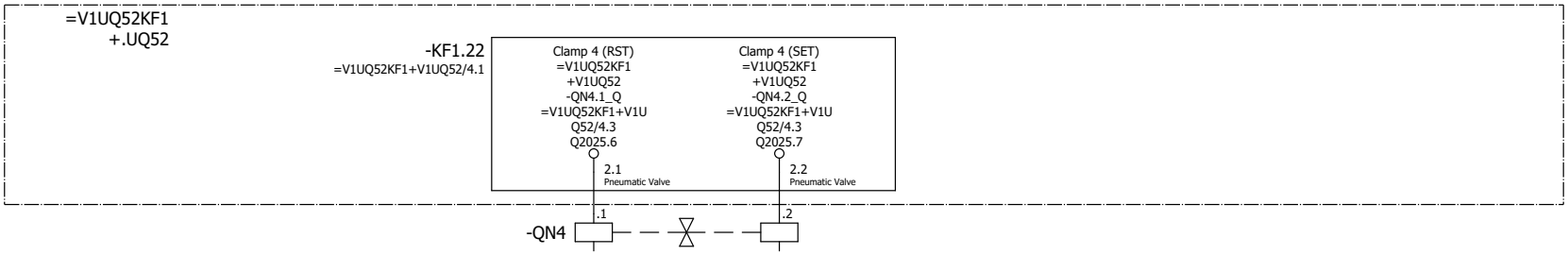

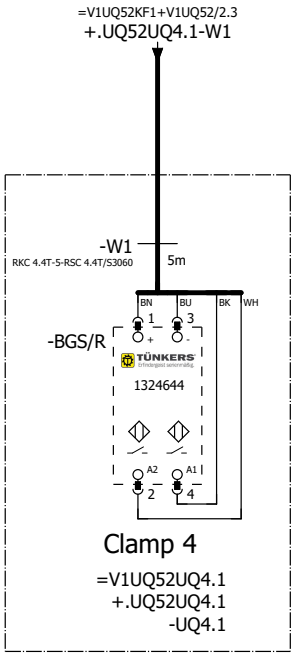

=V1UQ52 -UQ4.1-BGS/R Clamp 4

=V1UQ52UQ3+.UQ52UQ3/1

=V1UQ53BG0+.UQ53/1

			Date	12/14/2022	Volvo Trucks North America	Valiant TMS	FESTO DQ CONNECTION QN4	Drawing name: =2V06&EFS_EL	= V1UQ52UQ4	
			Ed.	MKLEPADLO					+ V1UQ52UQ4	
			Appr		P6700 Rear Wall - Cell 2V06			Document type: EFS	Project nr: 22-16148	Page 1
Modification	Date	Name	Original		Replacement of	Replaced by	Scale 1:1			1460

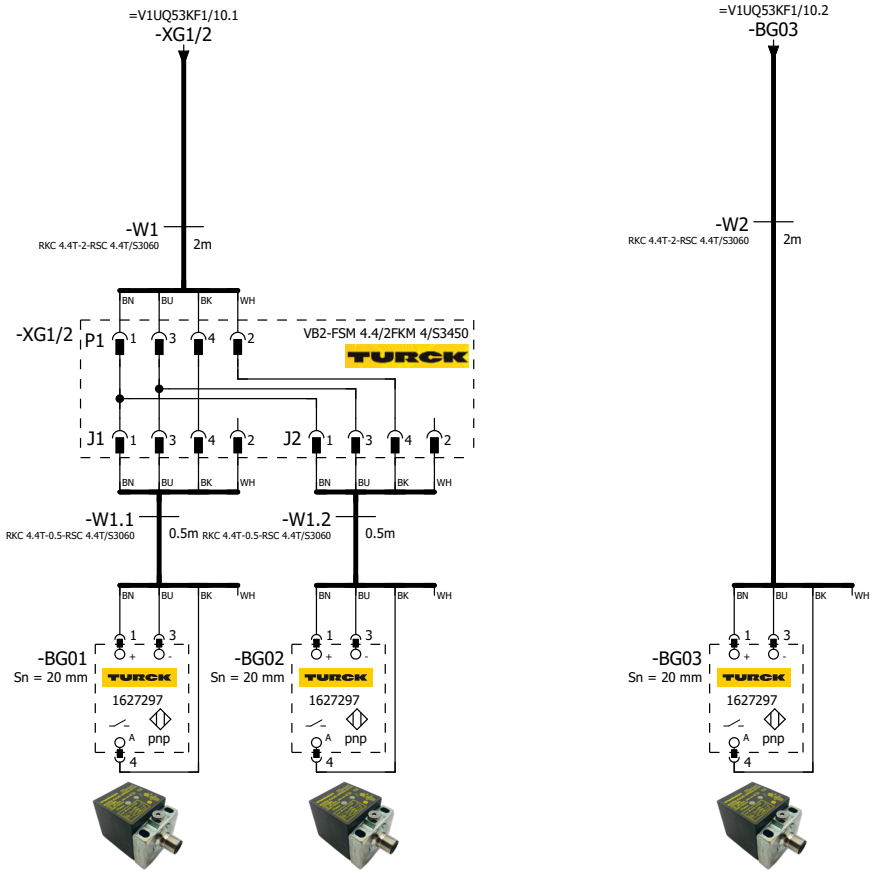

=V1UQ53 -BG01 Day/Sleeper Cab Panel Assembly	=V1UQ53 -BG02 Day Cab Panel Assembly	=V1UQ53 -BG03 Sleeper Cab Panel Assembly

=V1UQ52UQ4+.UQ52UQ4/1 =V1UQ53KF1/10

			Date	12/14/2022	Volvo Trucks North America	Valiant TMS	SENSORS	Drawing name: =2V06&EFS_EL	= V1UQ53BG0	
			Ed.	MKLEPADLO					+ V1UQ53	
			Appr		P6700 Rear Wall - Cell 2V06			Document type: EFS	Project nr: 22-16148	Page 1
Modification	Date	Name	Original		Replacement of	Replaced by	Scale 1:1			1460

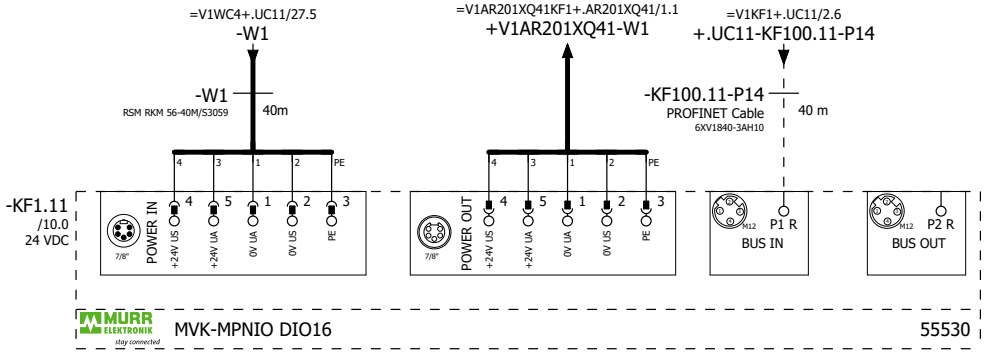



=V1UQ53BG0/1

=V1WC1+.UC11/1

			Date	12/14/2022	Volvo Trucks North America	Valiant TMS	MURR MODULE 16 IN/OUT	Drawing name: =2V06&EFS_EL	= V1UQ53KF1	
			Ed.	MKLEPADLO					+ V1UQ53	
			Appr		P6700 Rear Wall - Cell 2V06			Document type: EFS	Project nr: 22-16148	Page 10
Modification	Date	Name	Original		Replacement of	Replaced by	Scale 1:1			1460

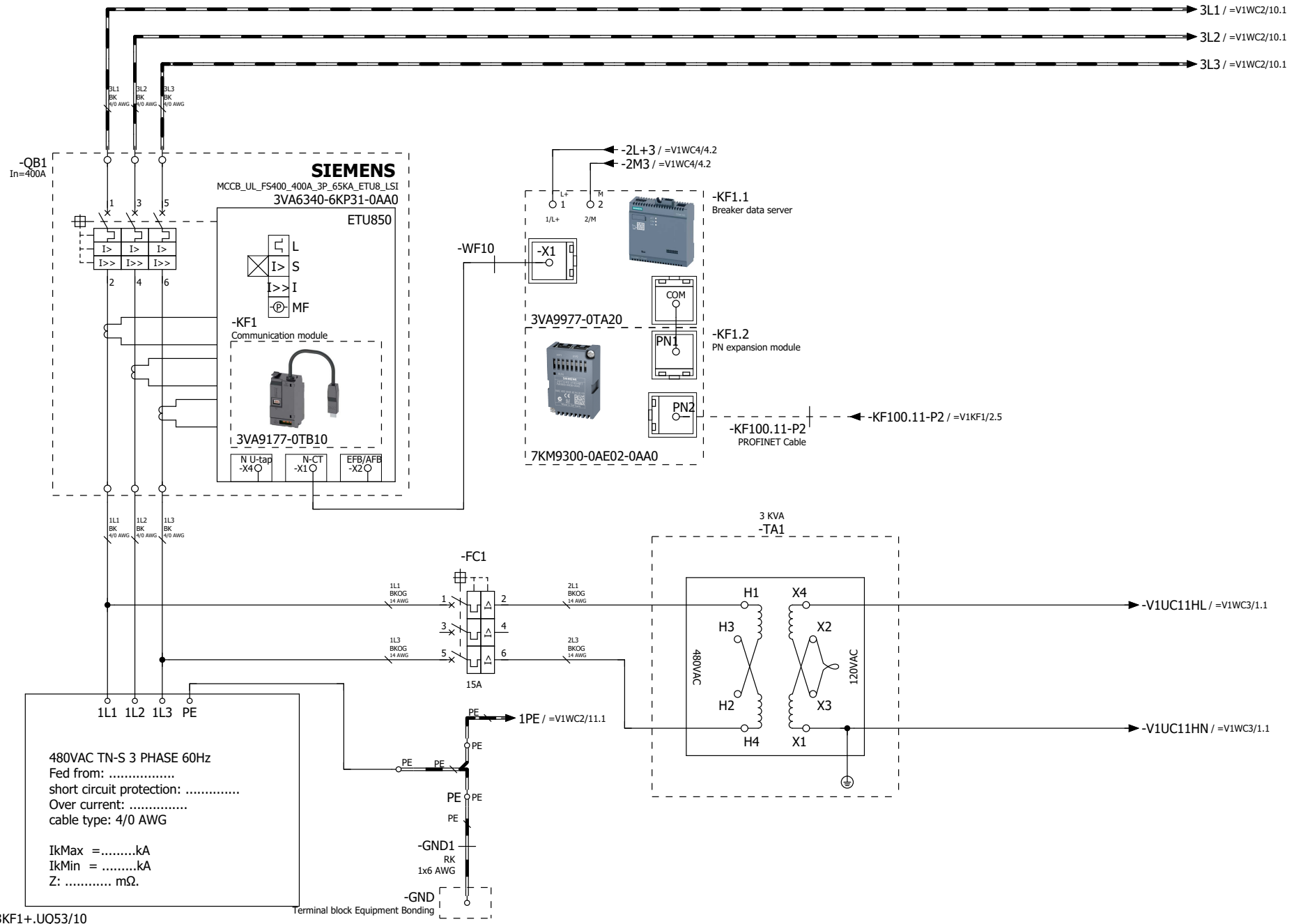

			Date	12/14/2022	Volvo Trucks North America		Valiant TMS	Incoming power supply 480 VAC	Drawing name: =2V06&EFS_EL	= V1WC1	
			Ed.	MKLEPADLO						+ V1UC11	
			Appr		P6700 Rear Wall - Cell 2V06				Document type: EFS	Project nr: 22-16148	Page 1
Modification	Date	Name	Original		Replacement of	Replaced by	Scale 1:1				1460

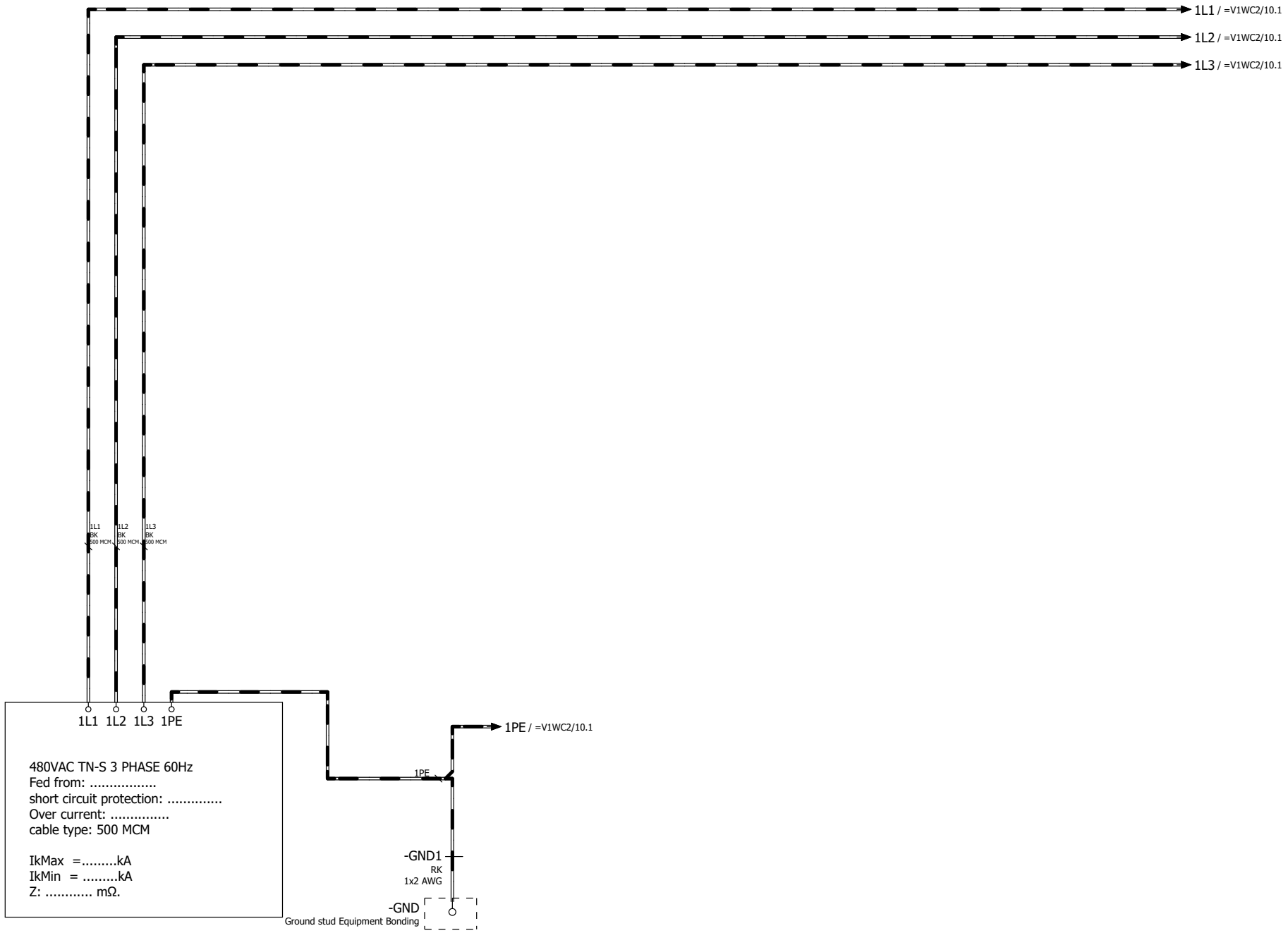

+.UC11/1 +.UC162/1

			Date	12/14/2022	Volvo Trucks North America	Valiant TMS	Incoming weld power supply 480 VAC	Drawing name: =2V06&EFS_EL	= V1WC1	
			Ed.	MKLEPADLO					+ V1UC161	
			Appr		P6700 Rear Wall - Cell 2V06			Document type: EFS	Project nr: 22-16148	Page 1
Modification	Date	Name	Original		Replacement of / Replaced by	Scale 1:1				1460

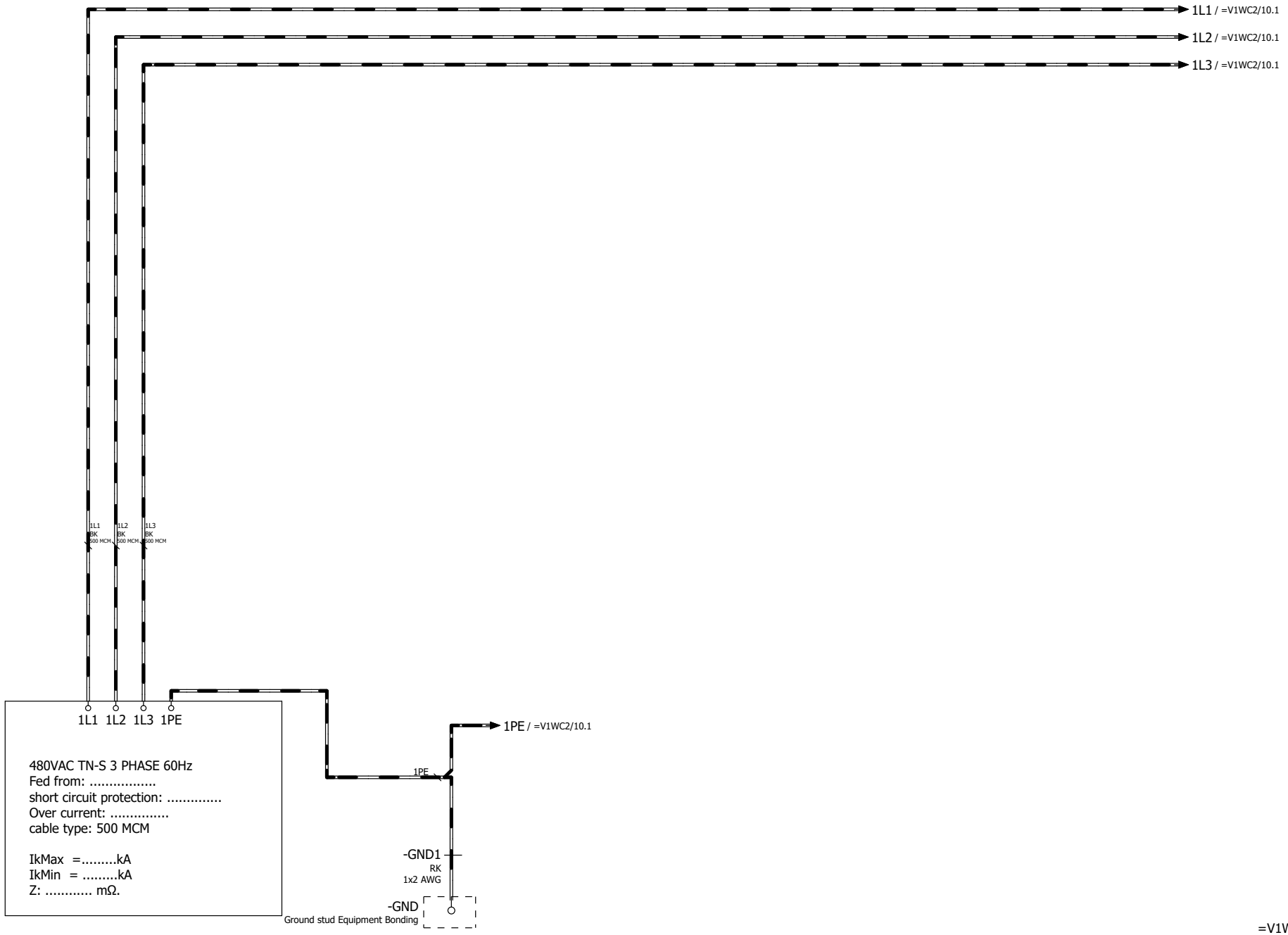

+.UC161/1

=V1WC2+.UC11/10

			Date	12/14/2022	Volvo Trucks North America	Valiant TMS	Incoming weld power supply 480 VAC	Drawing name: =2V06&EFS_EL	= V1WC1	
			Ed.	MKLEPADLO					+ V1UC162	
			Appr		P6700 Rear Wall - Cell 2V06			Document type: EFS	Project nr: 22-16148	Page 1
Modification	Date	Name	Original		Replacement of	Replaced by	Scale 1:1			1460

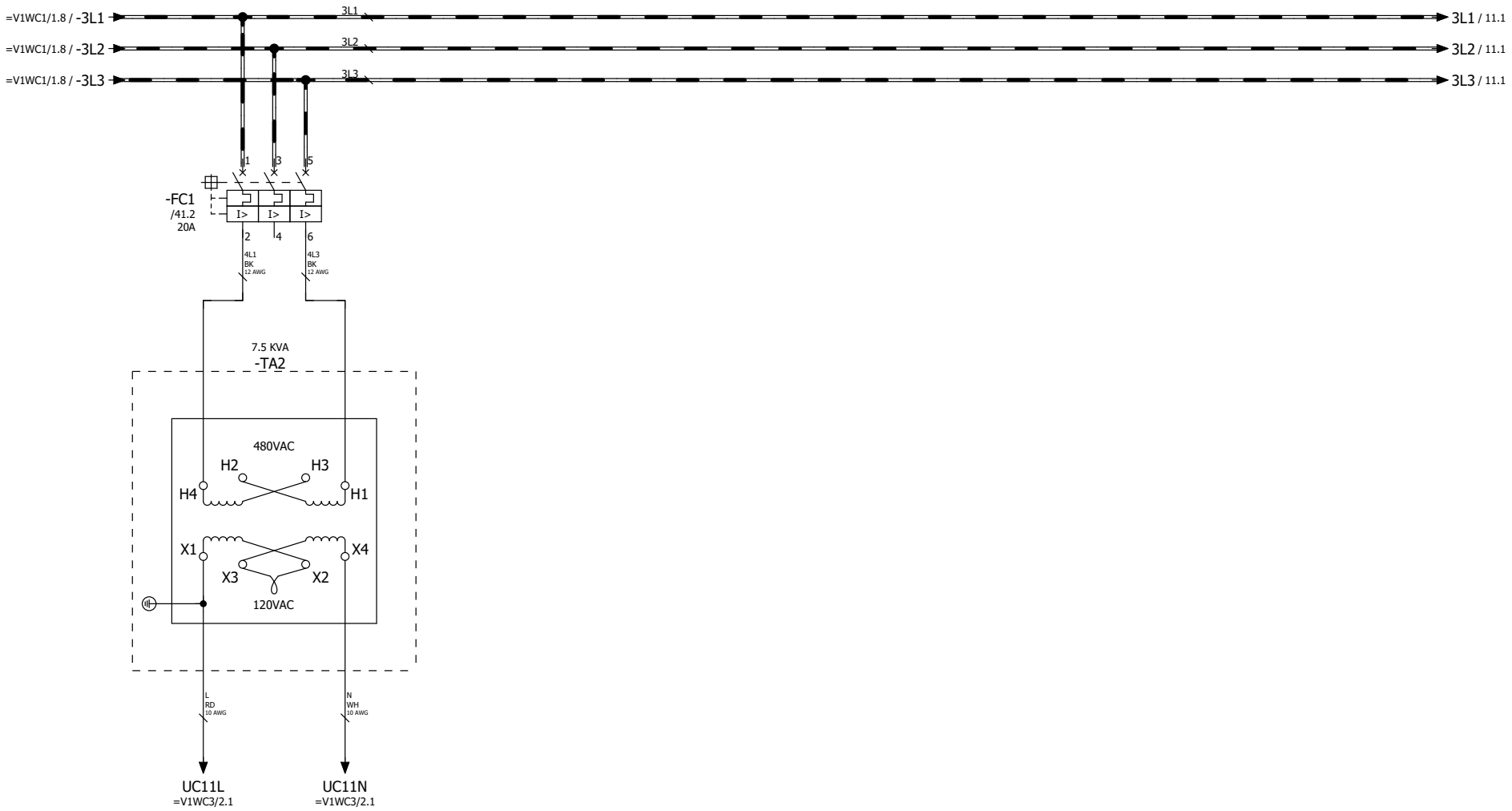

Power
Distribution
=V1UC11

=V1WC1+.UC162/1

11

			Date	12/14/2022	Volvo Trucks North America		Valiant TMS	Power distribution 480 VAC	Drawing name: =2V06&EFS_EL	= V1WC2
			Ed.	MKLEPADLO						+ V1UC11
			Appr		P6700 Rear Wall - Cell 2V06				Document type: EFS	Project nr: 22-16148
Modification	Date	Name	Original		Replacement of	Replaced by	Scale 1:1			Page 10 / 1460

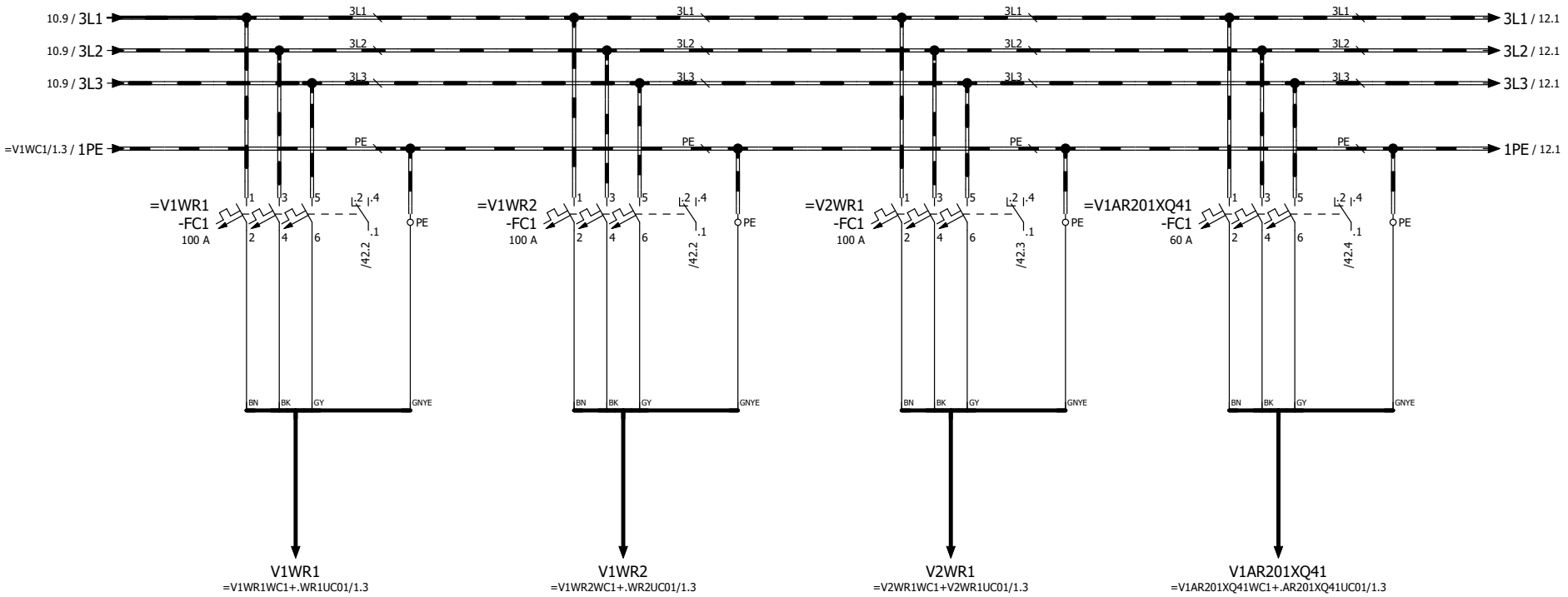

Power Distribution =V1WR1

Power Distribution =V1WR2

Power Distribution =V2WR1

Power Distribution =V1AR201XQ41

10

12

			Date	12/14/2022	Volvo Trucks North America	Valiant TMS	Power distribution 480 VAC	Drawing name: =2V06&EFS_EL	= V1WC2	
			Ed.	MKLEPADLO					+ V1UC11	
			Appr		P6700 Rear Wall - Cell 2V06			Document type: EFS	Project nr: 22-16148	Page 11
Modification	Date	Name	Original		Replacement of	Replaced by	Scale 1:1			1460

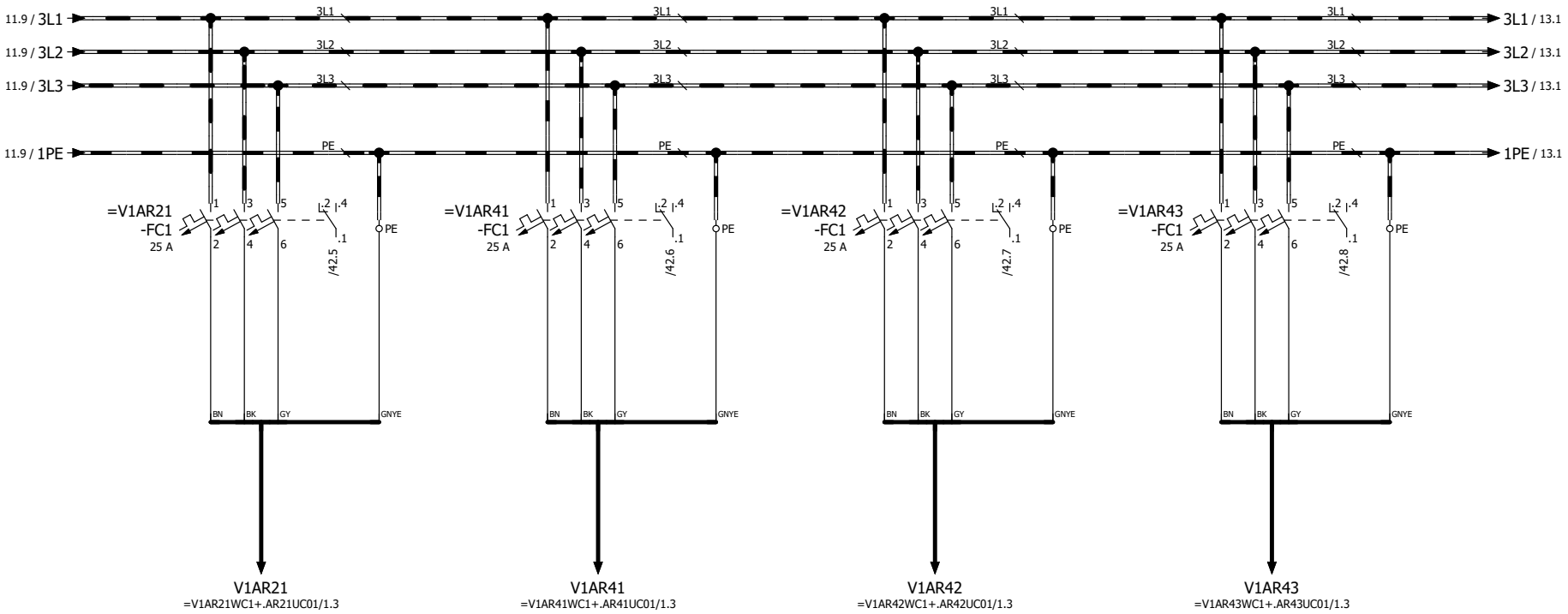

Power Distribution =V1AR21

Power Distribution =V1AR41

Power Distribution =V1AR42

Power Distribution =V1AR43

			Date	12/14/2022	Volvo Trucks North America	Valiant TMS	Power distribution 480 VAC	Drawing name: =2V06&EFS_EL	= V1WC2	
			Ed.	MKLEPADLO					+ V1UC11	
			Appr		P6700 Rear Wall - Cell 2V06			Document type: EFS	Project nr: 22-16148	Page 12
Modification	Date	Name	Original		Replacement of	Replaced by	Scale 1:1			1460

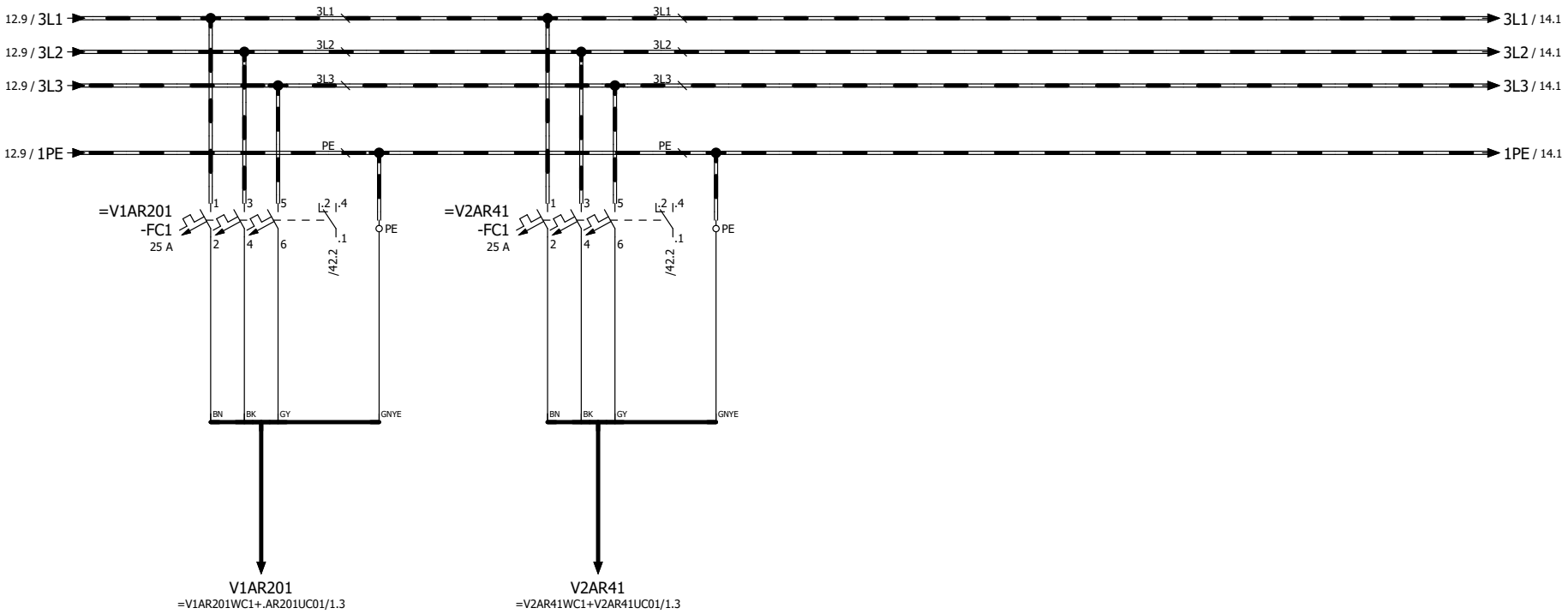

Power Distribution V1AR201

Power Distribution V2AR41

			Date	12/14/2022	Volvo Trucks North America	Valiant TMS	Power distribution 480 VAC	Drawing name: =2V06&EFS_EL	= V1WC2	
			Ed.	MKLEPADLO					+ V1UC11	
			Appr		P6700 Rear Wall - Cell 2V06			Document type: EFS	Project nr: 22-16148	Page 13
Modification	Date	Name	Original		Replacement of / Replaced by	Scale 1:1				1460

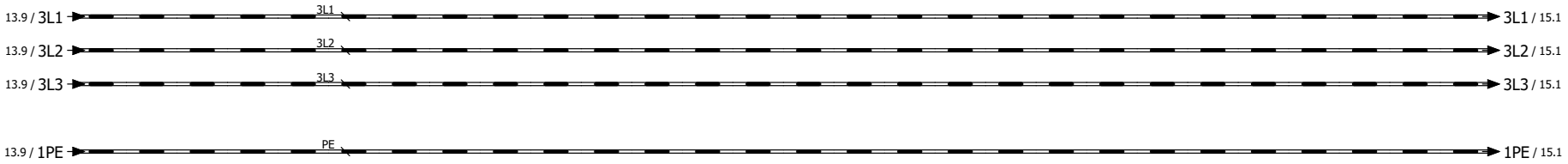

13 15

			Date	12/14/2022	Volvo Trucks North America		Valiant TMS	Power distribution 480 VAC	Drawing name: =2V06&EFS_EL		= V1WC2
			Ed.	MKLEPADLO							+ V1UC11
			Appr		P6700 Rear Wall - Cell 2V06				Document type: EFS	Project nr: 22-16148	Page 14
Modification	Date	Name	Original		Replacement of	Replaced by	Scale 1:1				1460

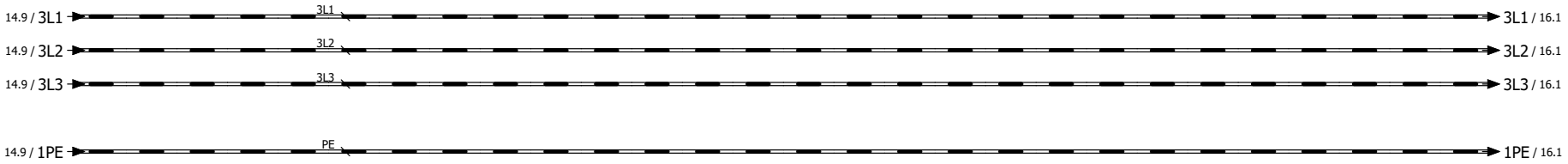

			Date	12/14/2022	Volvo Trucks North America		Valiant TMS	Power distribution 480 VAC	Drawing name: =2V06&EFS_EL		= V1WC2
			Ed.	MKLEPADLO							+ V1UC11
			Appr		P6700 Rear Wall - Cell 2V06				Document type: EFS	Project nr: 22-16148	Page 15
Modification	Date	Name	Original		Replacement of	Replaced by	Scale 1:1				1460

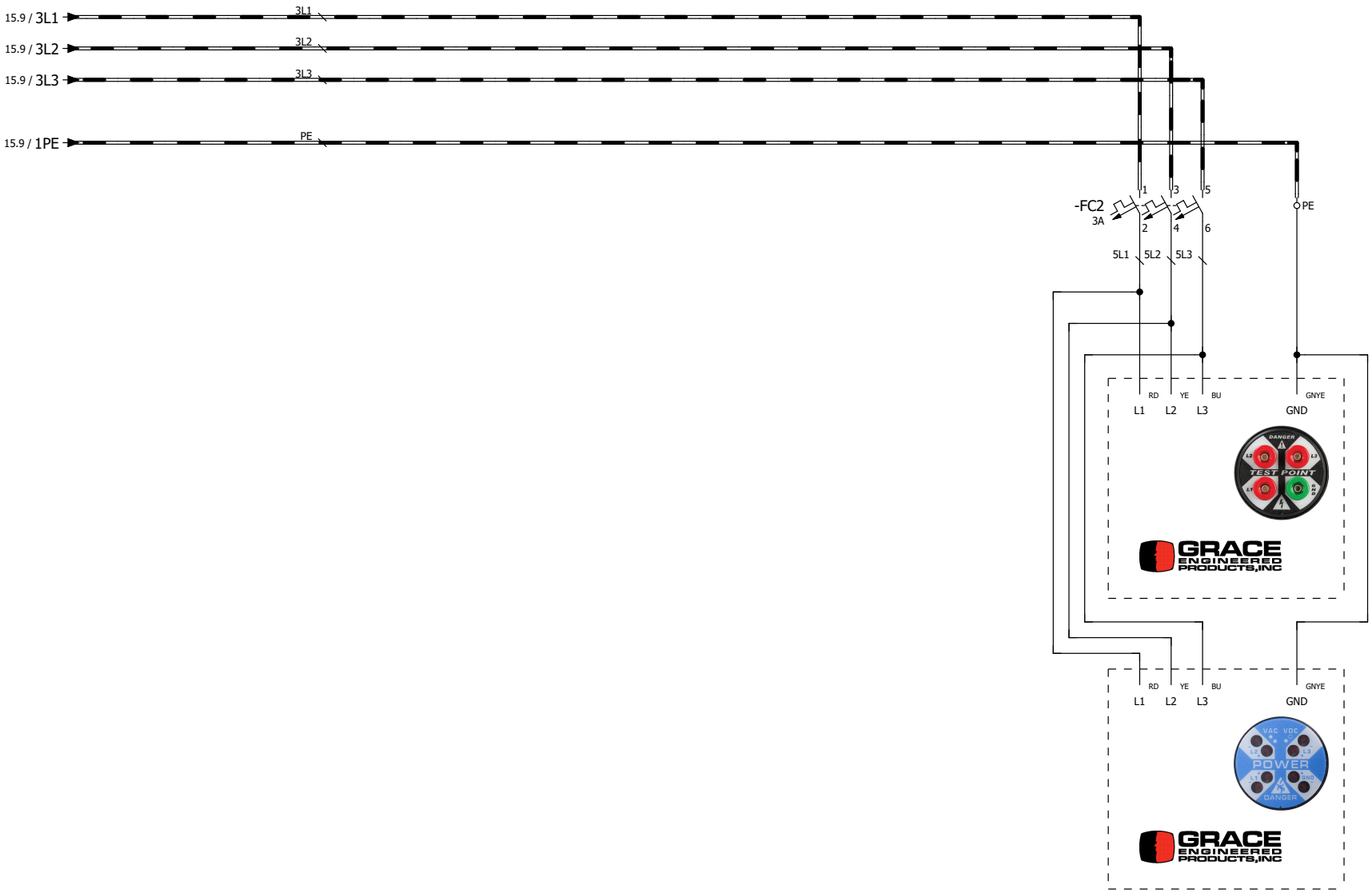

Voltage Test Port /
Indicator Light

			Date	12/14/2022	Volvo Trucks North America	Valiant TMS	Power distribution 480 VAC	Drawing name: =2V06&EFS_EL	= V1WC2	
			Ed.	MKLEPADLO					+ V1UC11	
			Appr		P6700 Rear Wall - Cell 2V06			Document type: EFS	Project nr: 22-16148	Page 16
Modification	Date	Name	Original		Replacement of	Replaced by	Scale 1:1			1460

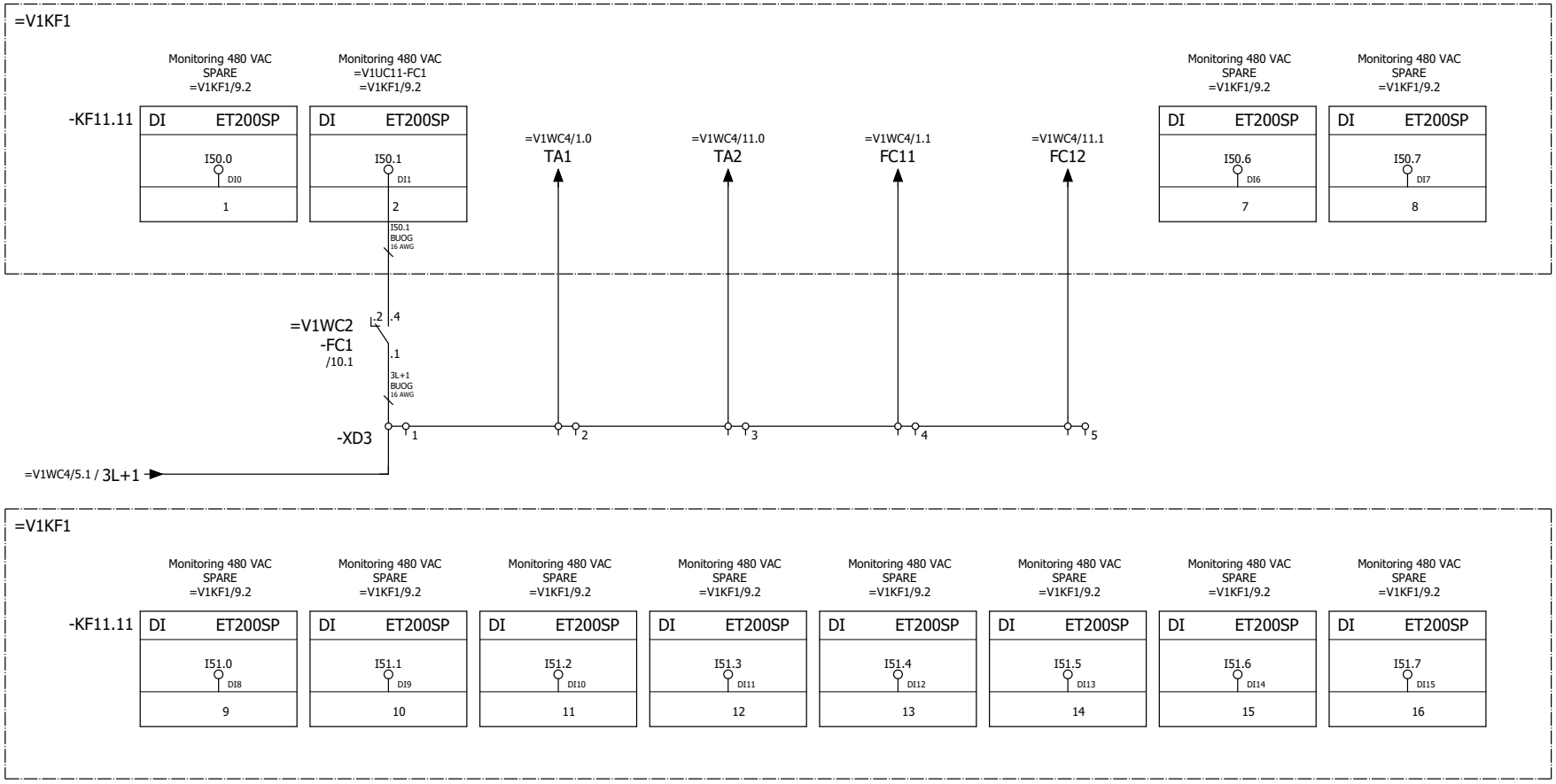

			Date	12/14/2022	Volvo Trucks North America	Valiant TMS	Power distribution 480 VAC monitoring	Drawing name: =2V06&EFS_EL	= V1WC2	
			Ed.	MKLEPADLO					+ V1UC11	
			Appr		P6700 Rear Wall - Cell 2V06			Document type: EFS	Project nr: 22-16148	Page 41
Modification	Date	Name	Original		Replacement of / Replaced by	Scale 1:1				1460

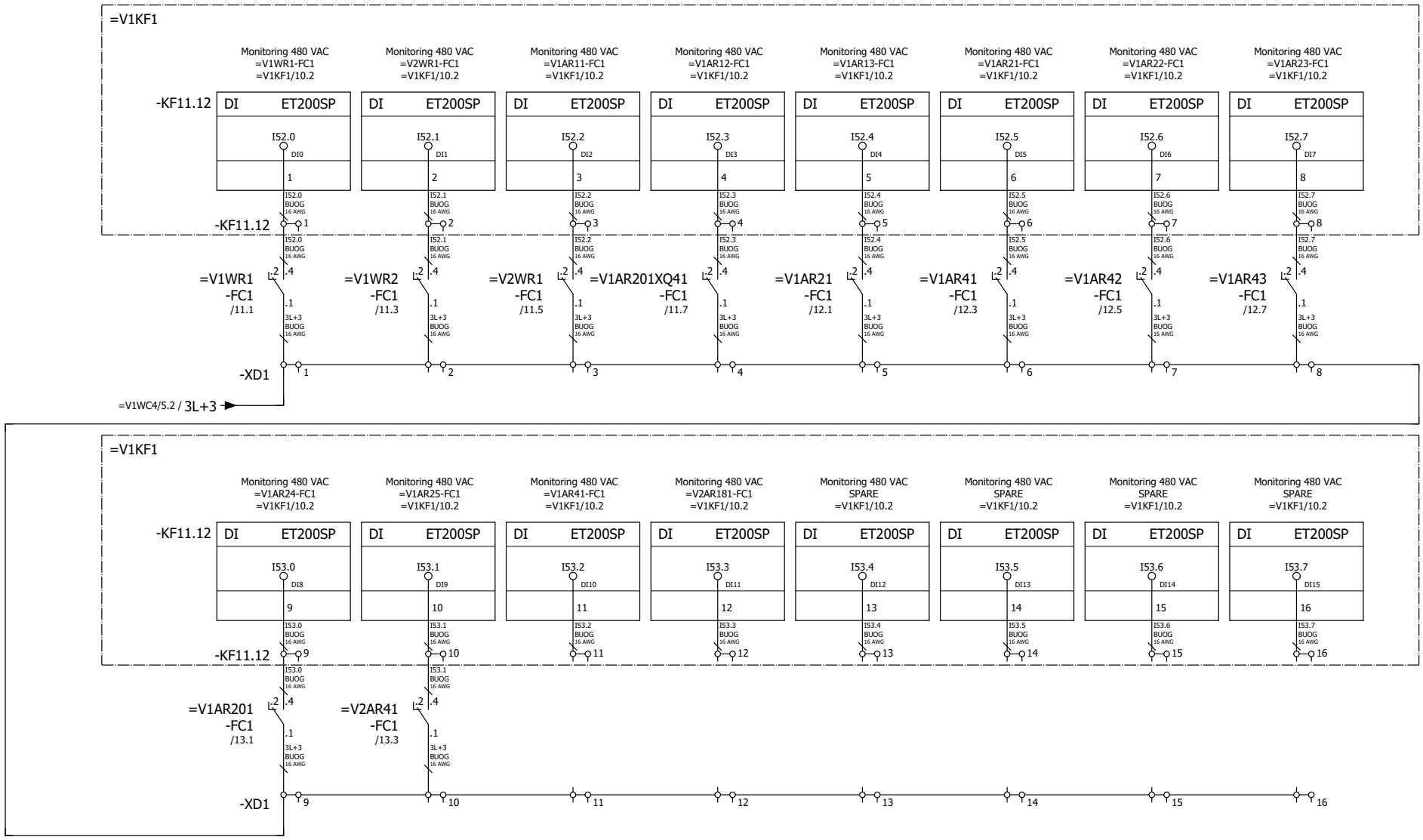

41 43

			Date	12/14/2022	Volvo Trucks North America	Valiant TMS	Power distribution 480 VAC monitoring	Drawing name: =2V06&EFS_EL	= V1WC2 + V1UC11
			Ed.	MKLEPADLO	P6700 Rear Wall - Cell 2V06	Scale 1:1		Document type: EFS	Project nr: 22-16148
			Appr						Page 42
Modification	Date	Name	Original		Replacement of	Replaced by			1460

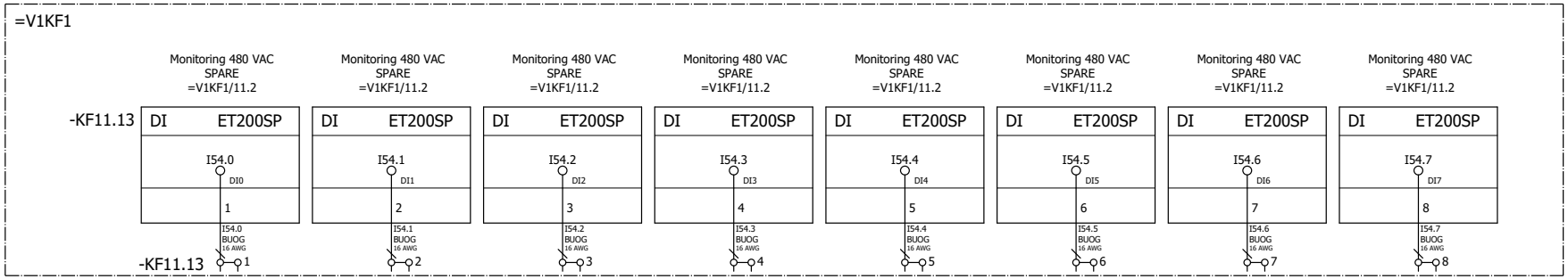

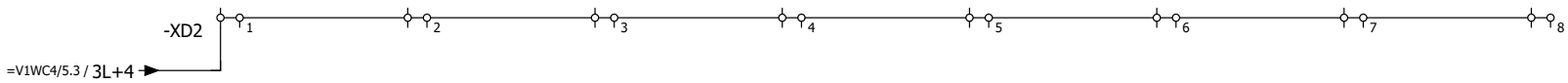

			Date	12/14/2022	Volvo Trucks North America	Valiant TMS	Power distribution 480 VAC monitoring	Drawing name: =2V06&EFS_EL	= V1WC2
			Ed.	MKLEPADLO					+ V1UC11
			Appr		P6700 Rear Wall - Cell 2V06			Document type: EFS	Project nr: 22-16148
Modification	Date	Name	Original		Replacement of	Replaced by	Scale 1:1		Page 43 / 1460

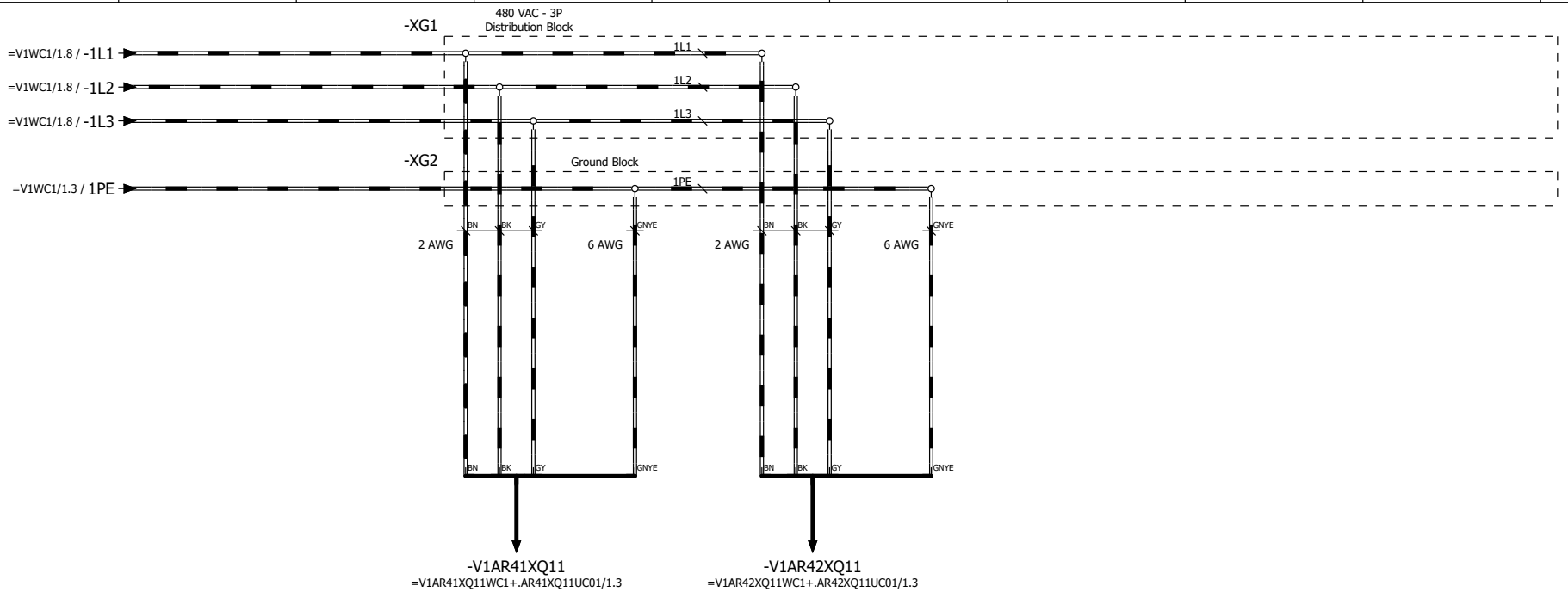

Weld Power
Distribution
480 VAC
S020R01-AR41 (Weld Timer)

Weld Power
Distribution
480 VAC
S020R02-AR42 (Weld Timer)

+.UC11/43

+.UC162/10

			Date	12/14/2022	Volvo Trucks North America		Valiant TMS	Weld power distribution 480 VAC	Drawing name: =2V06&EFS_EL	= V1WC2	
			Ed.	MKLEPADLO						+ V1UC161	
			Appr		P6700 Rear Wall - Cell 2V06				Document type: EFS	Project nr: 22-16148	Page 10
Modification	Date	Name	Original		Replacement of	Replaced by	Scale 1:1				1460

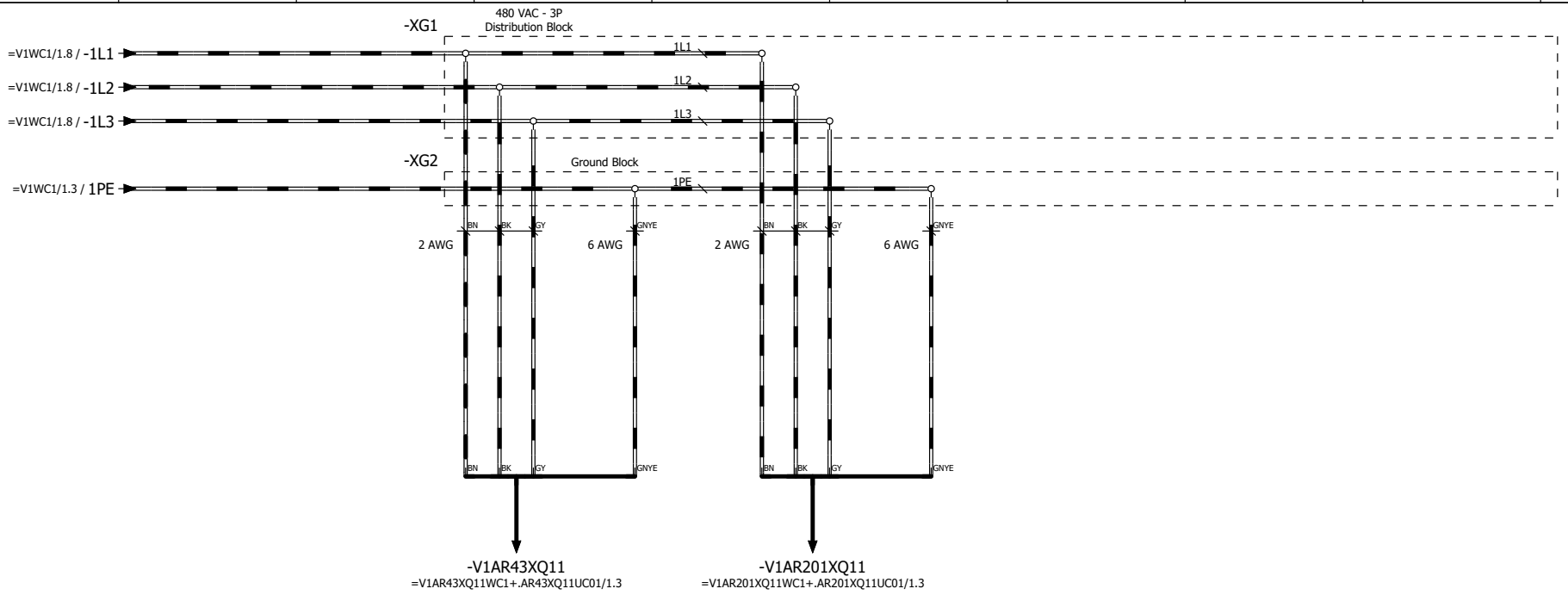

Weld Power
Distribution
480 VAC
S020R03-AR43 (Weld Timer)

Weld Power
Distribution
480 VAC
S040R01-AR201 (Weld Timer)

+.UC161/10

=V1WC3+.UC11/1

			Date	12/14/2022	Volvo Trucks North America	Valiant TMS	Weld power distribution 480 VAC	Drawing name: =2V06&EFS_EL	= V1WC2	
			Ed.	MKLEPADLO					+ V1UC162	
			Appr		P6700 Rear Wall - Cell 2V06			Document type: EFS	Project nr: 22-16148	Page 10
Modification	Date	Name	Original		Replacement of	Replaced by	Scale 1:1			1460

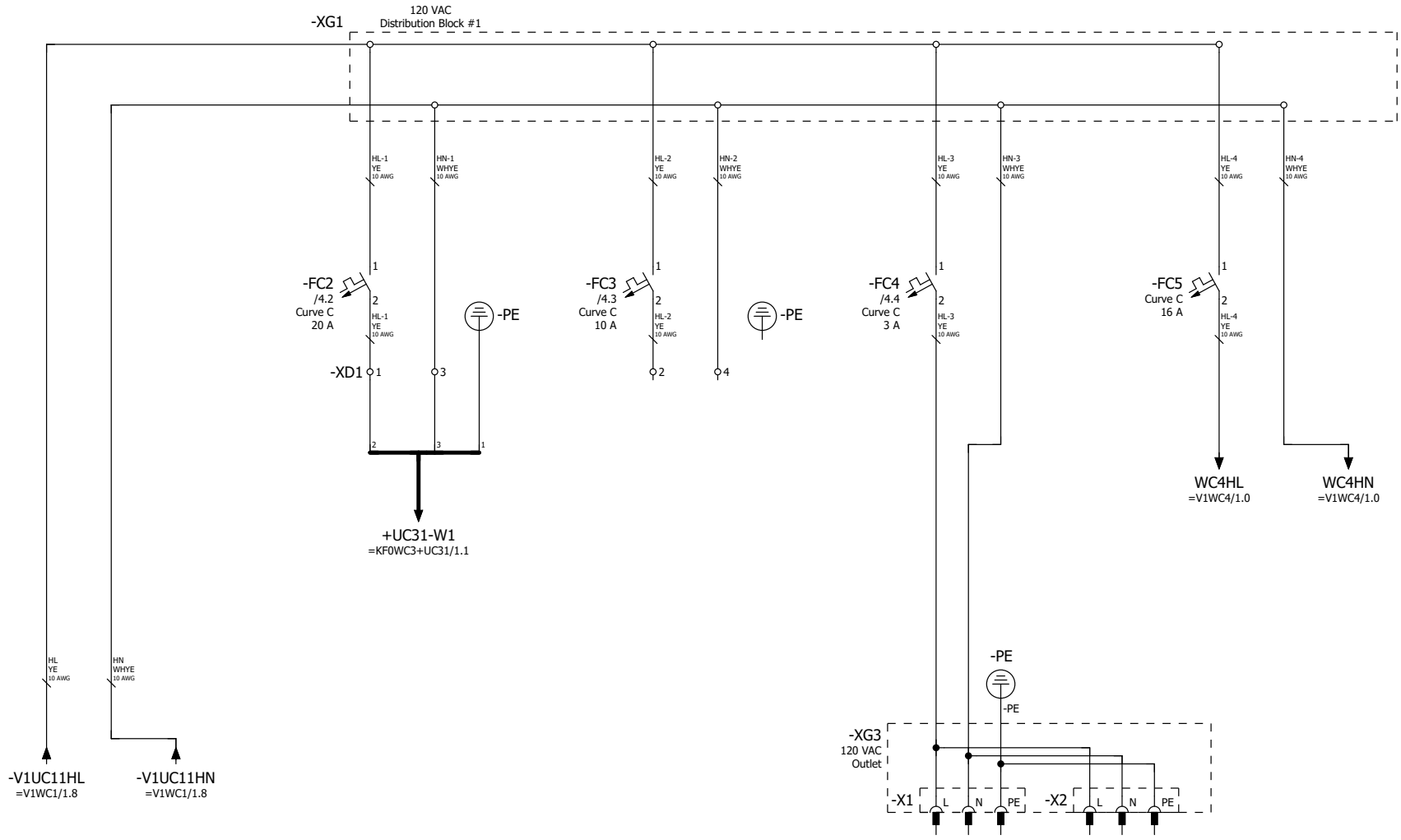

Power Distribution 120 VAC UC31 (MOP)

Power Distribution 120 VAC (SPARE)

Power Distribution 120 VAC Programming Port

Power Distribution 120 VAC To Above Disconnet 24VDC Power Supply

=V1WC2+.UC162/10

2

			Date	12/14/2022	Volvo Trucks North America	Valiant TMS	Power Distribution 120 VAC (Above Disconnect)	Drawing name: =2V06&EFS_EL	= V1WC3
			Ed.	MKLEPADLO					+ V1UC11
			Appr		P6700 Rear Wall - Cell 2V06			Document type: EFS	Project nr: 22-16148
Modification	Date	Name	Original		Replacement of	Replaced by	Scale 1:1		Page 1 / 1460

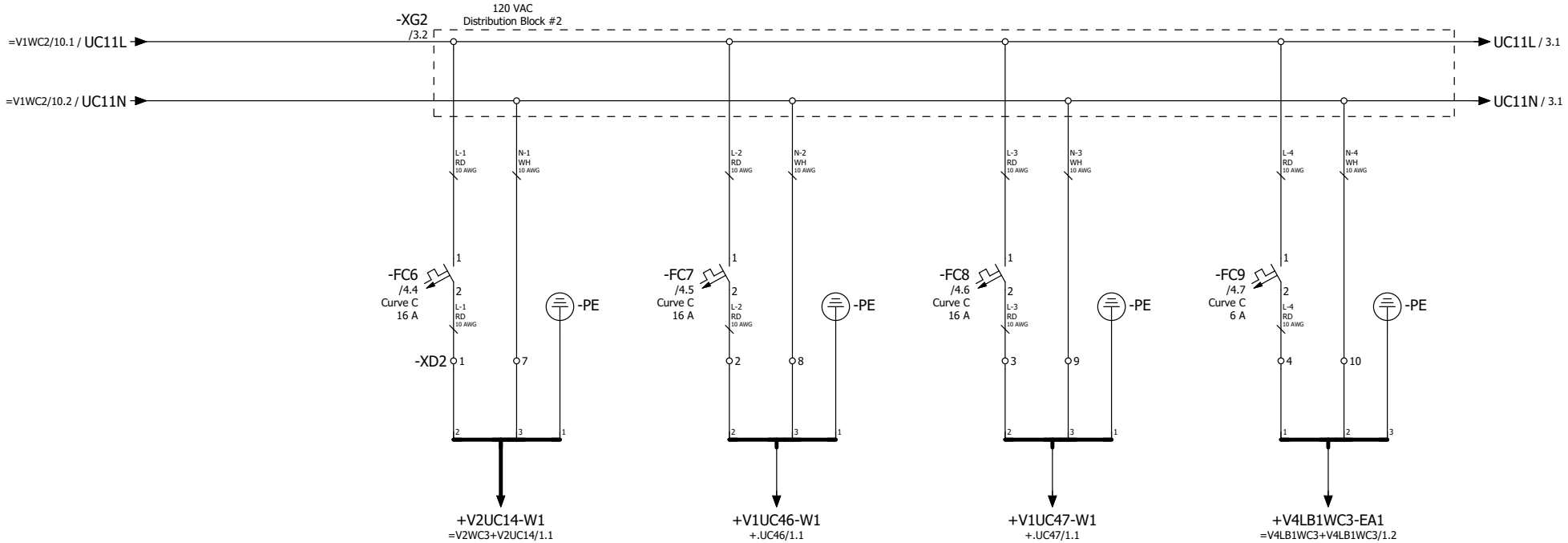

Power Distribution 120 VAC V2UC14 (RIO)	Power Distribution 120 VAC V1UC46 (TT RIO)	Power Distribution 120 VAC V1UC47 (TT RIO)	Power Distribution 120 VAC Laser Booth - Work & Emergency Lights

			Date	12/14/2022	Volvo Trucks North America	Valiant TMS	Power Distribution 120 VAC (Below Disconnect)	Drawing name: =2V06&EFS_EL	= V1WC3
			Ed.	MKLEPADLO					+ V1UC11
			Appr		P6700 Rear Wall - Cell 2V06			Document type: EFS	Project nr: 22-16148
Modification	Date	Name	Original		Replacement of / Replaced by	Scale 1:1			Page 2 / 1460

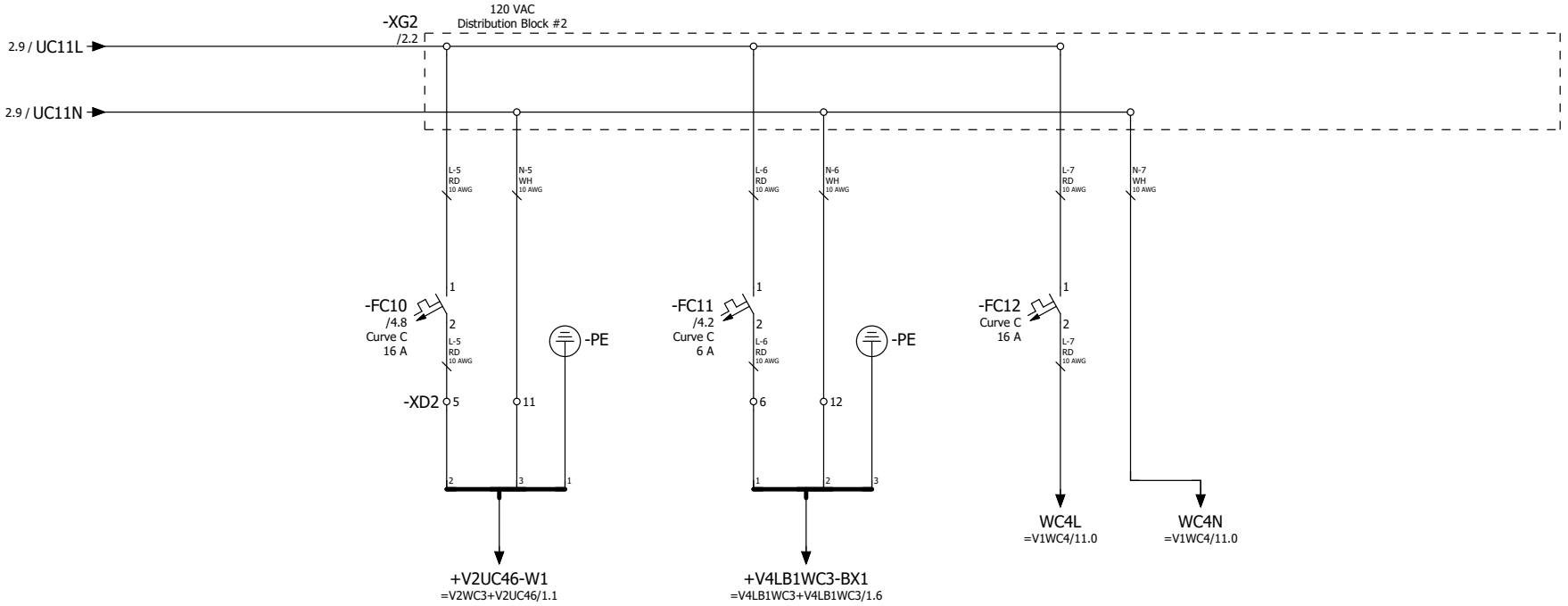

Power Distribution 120 VAC V2UC46 (TT RIO)

Power Distribution 120 VAC Laser Booth - PC/Monitor/Camera

Power Distribution 120 VAC To Below Disconnet 24VDC Power Supply

			Date	12/14/2022	Volvo Trucks North America	Valiant TMS	Power Distribution 120 VAC (Below Disconnect)	Drawing name: =2V06&EFS_EL	= V1WC3	
			Ed.	MKLEPADLO					+ V1UC11	
			Appr		P6700 Rear Wall - Cell 2V06			Document type: EFS	Project nr: 22-16148	Page 3
Modification	Date	Name	Original		Replacement of	Replaced by	Scale 1:1			1460

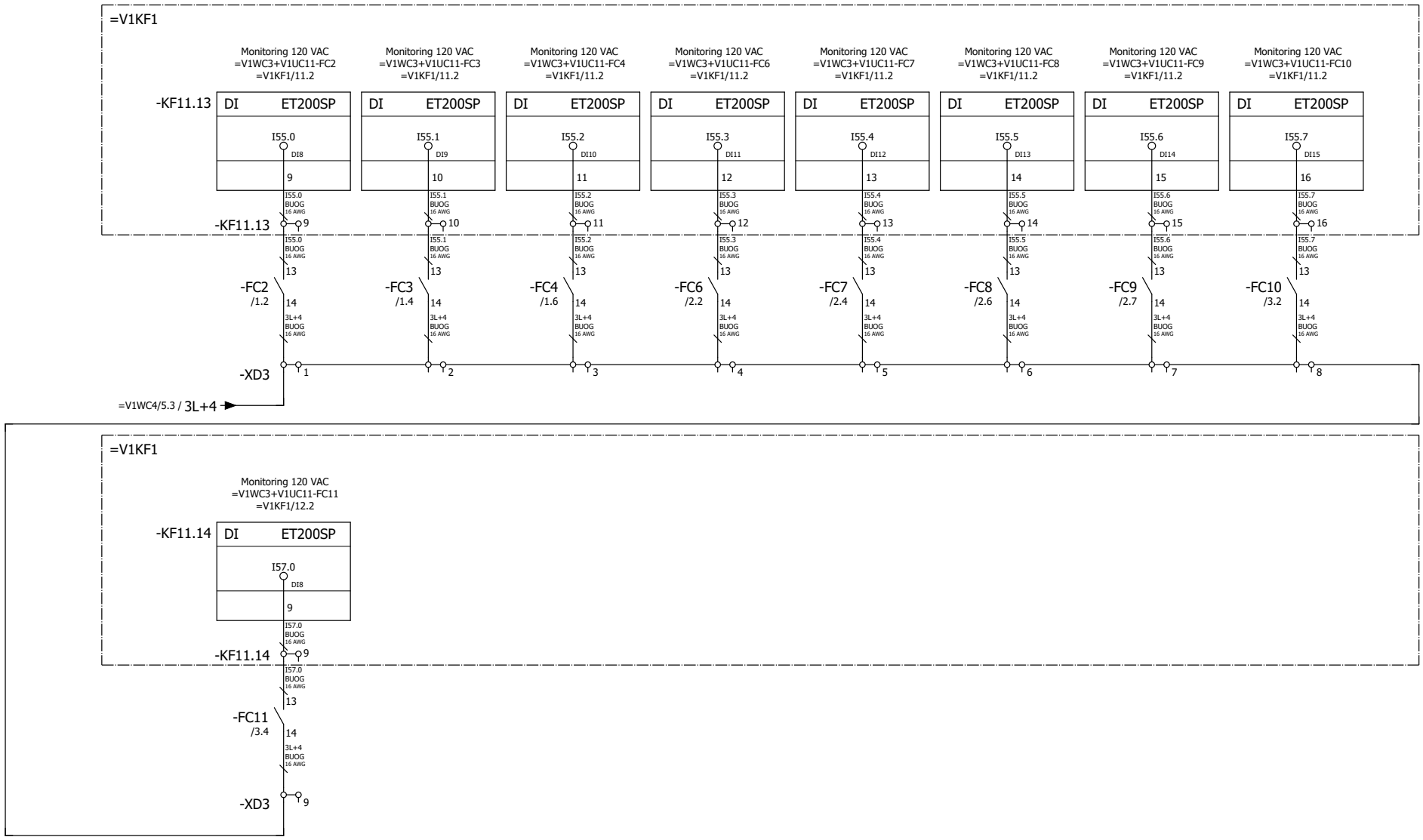

			Date	12/14/2022	Volvo Trucks North America		Valiant TMS	Power distribution 120 VAC monitoring (Above Disconnect)	Drawing name: =2V06&EFS_EL	= V1WC3
			Ed.	MKLEPADLO						+ V1UC11
			Appr		P6700 Rear Wall - Cell 2V06				Document type: EFS	Project nr: 22-16148
Modification	Date	Name	Original		Replacement of	Replaced by	Scale 1:1			Page 4 / 1460

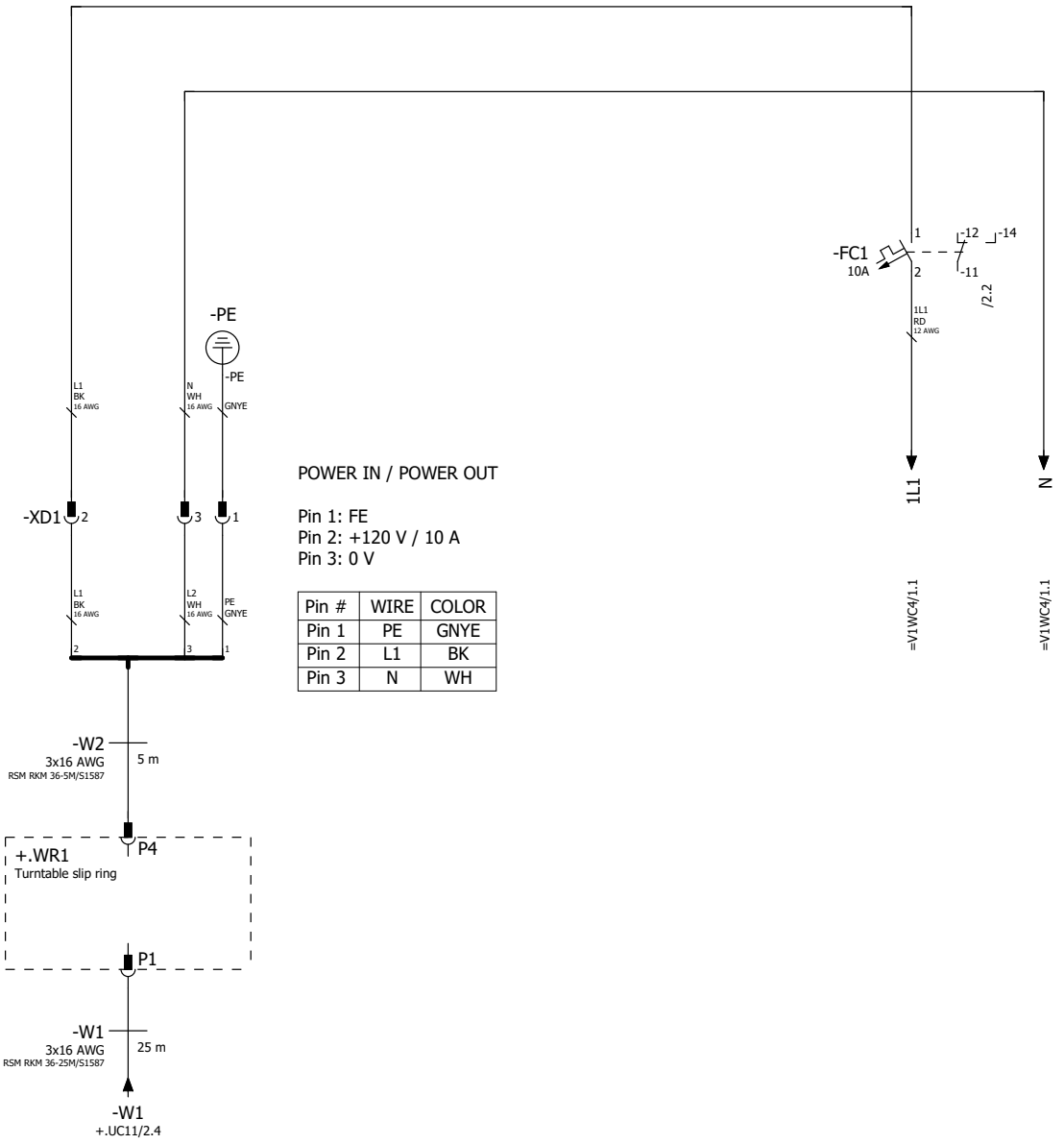

POWER IN / POWER OUT

Pin 1: FE
Pin 2: +120 V / 10 A
Pin 3: 0 V

Pin #	WIRE	COLOR
Pin 1	PE	GNYE
Pin 2	L1	BK
Pin 3	N	WH

Power
Distribution
24 VDC
Power Supply

+.UC11/4

2

			Date	12/14/2022	Volvo Trucks North America		Valiant TMS	Power distribution 120 VAC	Drawing name: =2V06&EFS_EL	= V1WC3
			Ed.	MKLEPADLO						+ V1UC46
			Appr		P6700 Rear Wall - Cell 2V06				Document type: EFS	Project nr: 22-16148
Modification	Date	Name	Original		Replacement of	Replaced by	Scale 1:1			Page 1 / 1460

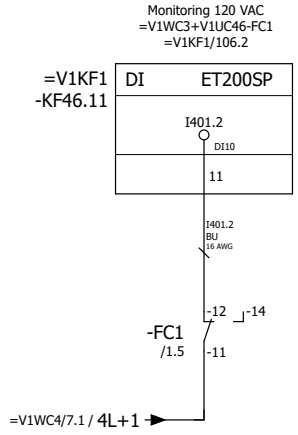

1

+.UC47/1

			Date	12/14/2022	Volvo Trucks North America		Valiant TMS	Monitoring 120VAC	Drawing name: =2V06&EFS_EL	= V1WC3
			Ed.	MKLEPADLO						+ V1UC46
			Appr		P6700 Rear Wall - Cell 2V06				Document type: EFS	Project nr: 22-16148
Modification	Date	Name	Original		Replacement of	Replaced by	Scale 1:1			Page 2 / 1460

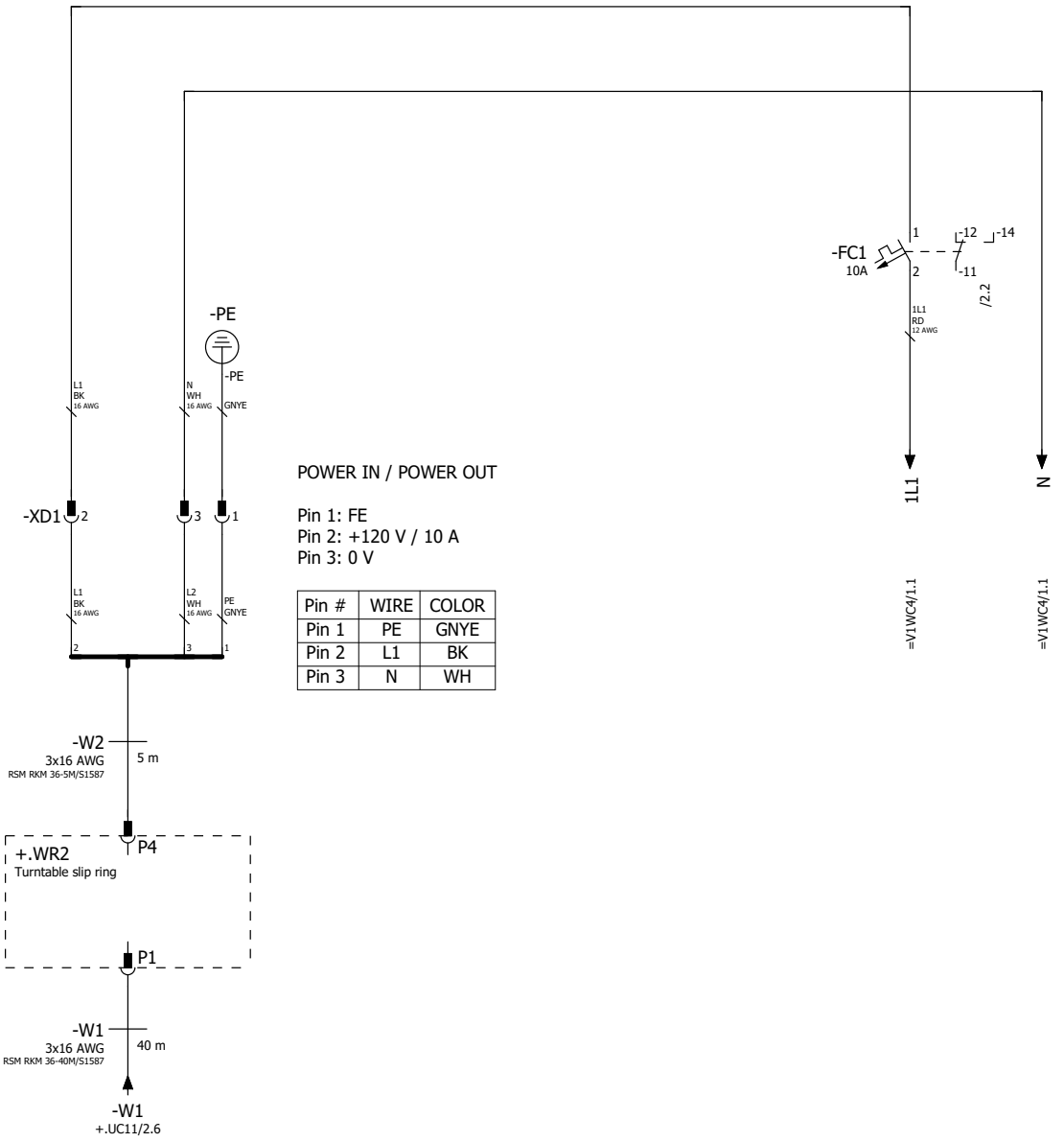

POWER IN / POWER OUT

Pin 1: FE
Pin 2: +120 V / 10 A
Pin 3: 0 V

Pin #	WIRE	COLOR
Pin 1	PE	GNYE
Pin 2	L1	BK
Pin 3	N	WH

Power
Distribution
24 VDC
Power Supply

+.UC46/2

2

			Date	12/14/2022	Volvo Trucks North America		Valiant TMS	Power distribution 120 VAC	Drawing name: =2V06&EFS_EL	= V1WC3
			Ed.	MKLEPADLO						+ V1UC47
			Appr		P6700 Rear Wall - Cell 2V06				Document type: EFS	Project nr: 22-16148
Modification	Date	Name	Original		Replacement of	Replaced by	Scale 1:1			Page 1 / 1460

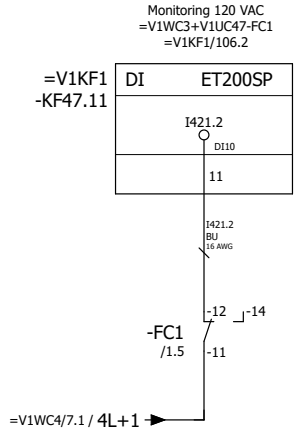

1

=V1WC4+.UC11/1

			Date	12/14/2022	Volvo Trucks North America		Valiant TMS	Monitoring 120VAC	Drawing name: =2V06&EFS_EL	= V1WC3
			Ed.	MKLEPADLO						+ V1UC47
			Appr		P6700 Rear Wall - Cell 2V06				Document type: EFS	Project nr: 22-16148
Modification	Date	Name	Original		Replacement of	Replaced by	Scale 1:1			Page 2 / 1460

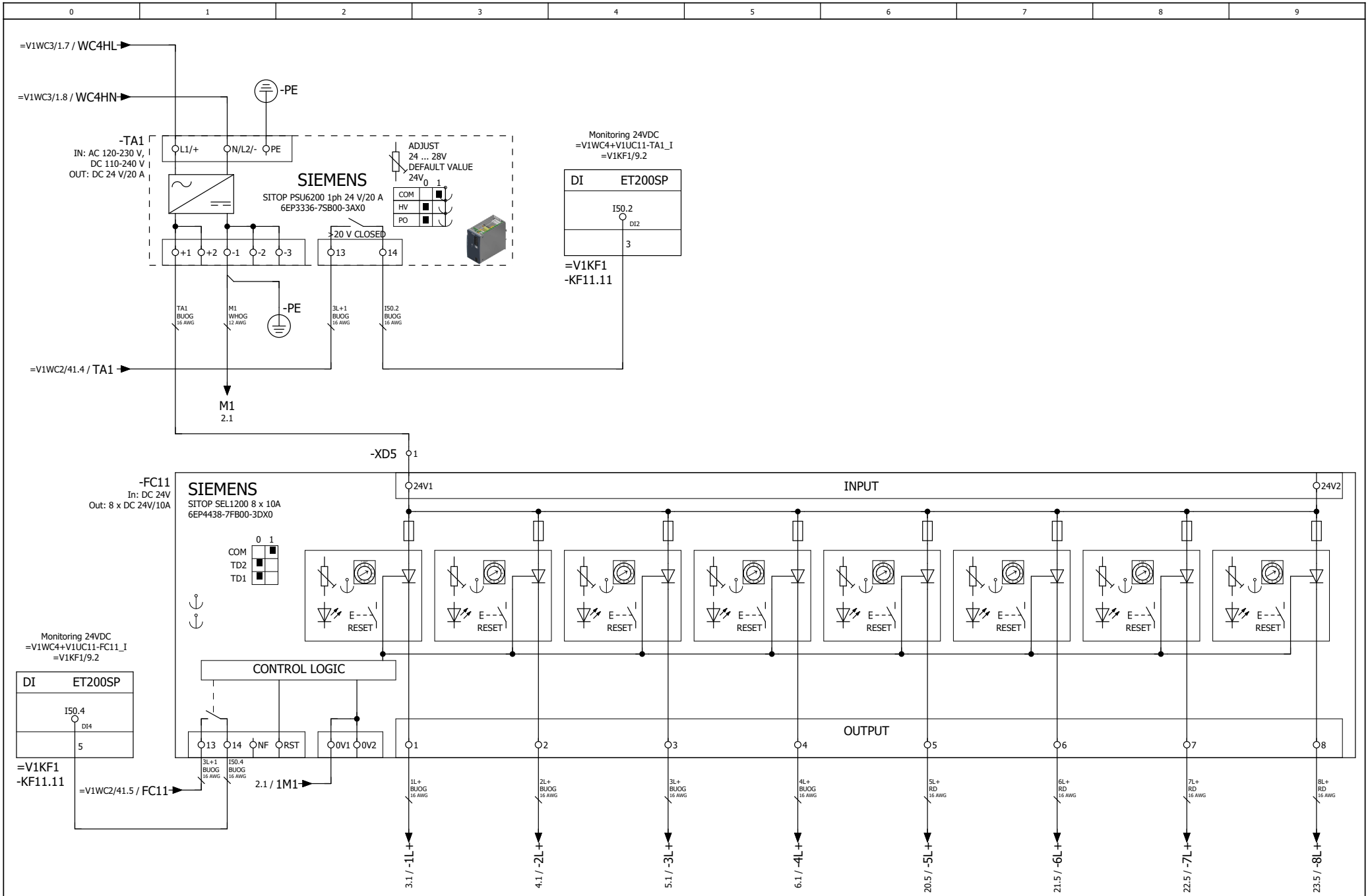

=V1WC3+.UC47/2

2

			Date	12/14/2022	Volvo Trucks North America		Valiant TMS	Power distribution 24VDC (Above Disconnect)	Drawing name: =2V06&EFS_EL	= V1WC4
			Ed.	MKLEPADLO						+ V1UC11
			Appr		P6700 Rear Wall - Cell 2V06				Document type: EFS	Project nr: 22-16148
Modification	Date	Name	Original		Replacement of	Replaced by	Scale 1:1			Page 1 / 1460

			Date	12/14/2022	Volvo Trucks North America		Valiant TMS	Power distribution 24VDC HL+	Drawing name: =2V06&EFS_EL		= V1WC4
			Ed.	MKLEPADLO							+ V1UC11
			Appr		P6700 Rear Wall - Cell 2V06				Document type: EFS	Project nr: 22-16148	Page 2
Modification	Date	Name	Original		Replacement of	Replaced by	Scale 1:1				1460



			Date	12/14/2022	Volvo Trucks North America		Valiant TMS	Power distribution 24VDC 1L+	Drawing name: =2V06&EFS_EL		= V1WC4
			Ed.	MKLEPADLO							+ V1UC11
			Appr		P6700 Rear Wall - Cell 2V06				Document type: EFS	Project nr: 22-16148	Page 3
Modification	Date	Name	Original		Replacement of	Replaced by	Scale 1:1				1460

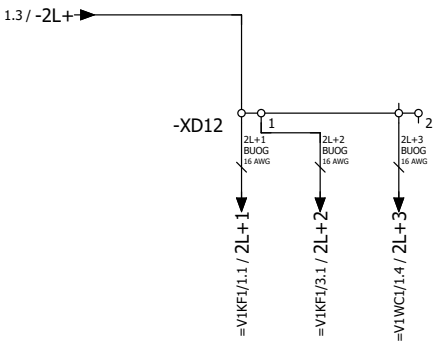



3 5

			Date	12/14/2022	Volvo Trucks North America		Valiant TMS	Power distribution 24VDC 2L+	Drawing name: =2V06&EFS_EL	= V1WC4
			Ed.	MKLEPADLO						+ V1UC11
			Appr		P6700 Rear Wall - Cell 2V06				Document type: EFS	Project nr: 22-16148
Modification	Date	Name	Original		Replacement of	Replaced by	Scale 1:1			Page 4 / 1460

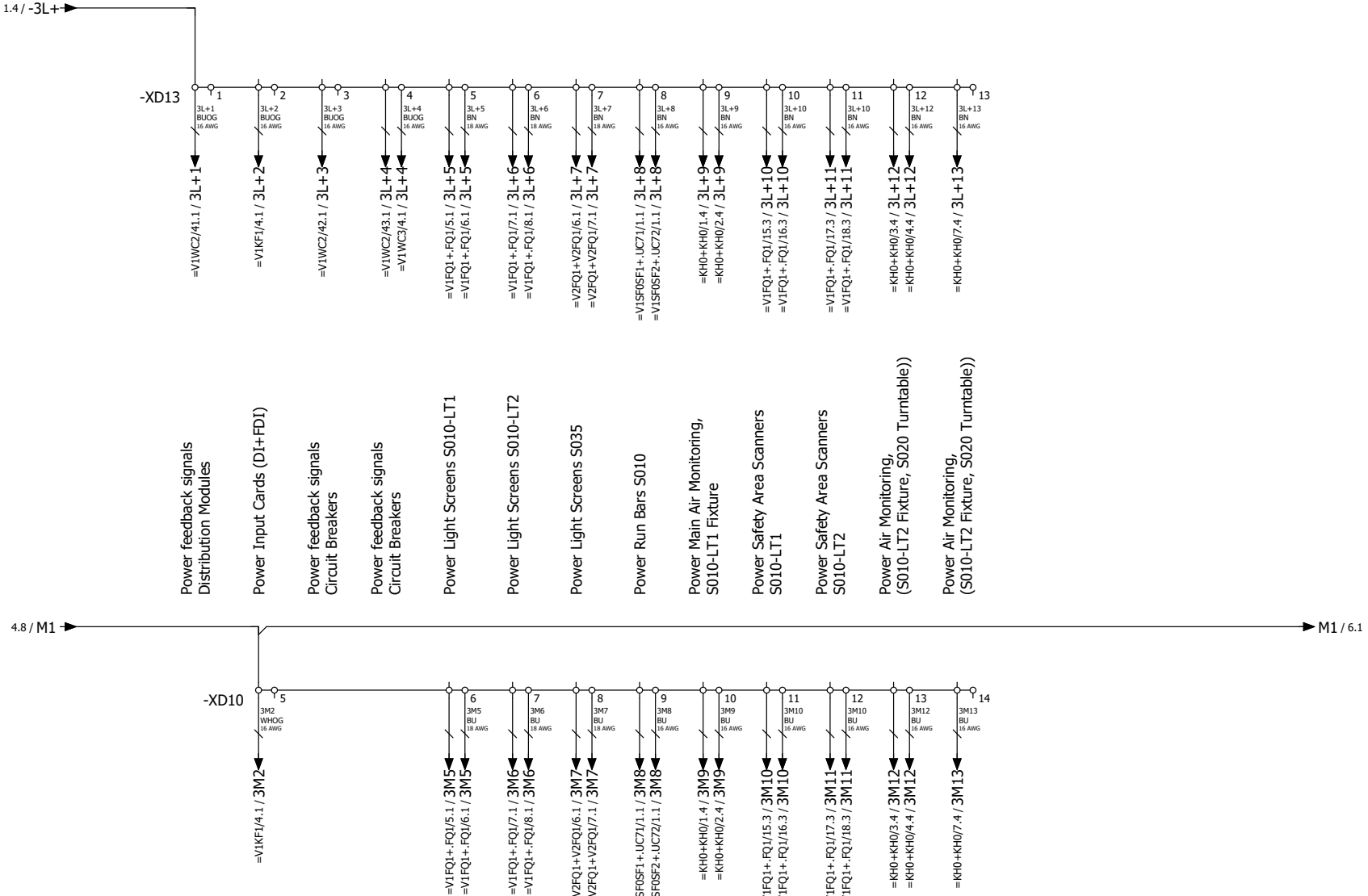

4 6

			Date	12/14/2022	Volvo Trucks North America	Valiant TMS	Power distribution 24VDC 3L+	Drawing name: =2V06&EFS_EL	= V1WC4	
			Ed.	MKLEPADLO					+ V1UC11	
			Appr		P6700 Rear Wall - Cell 2V06			Document type: EFS	Project nr: 22-16148	Page 5
Modification	Date	Name	Original		Replacement of	Replaced by	Scale 1:1			1460

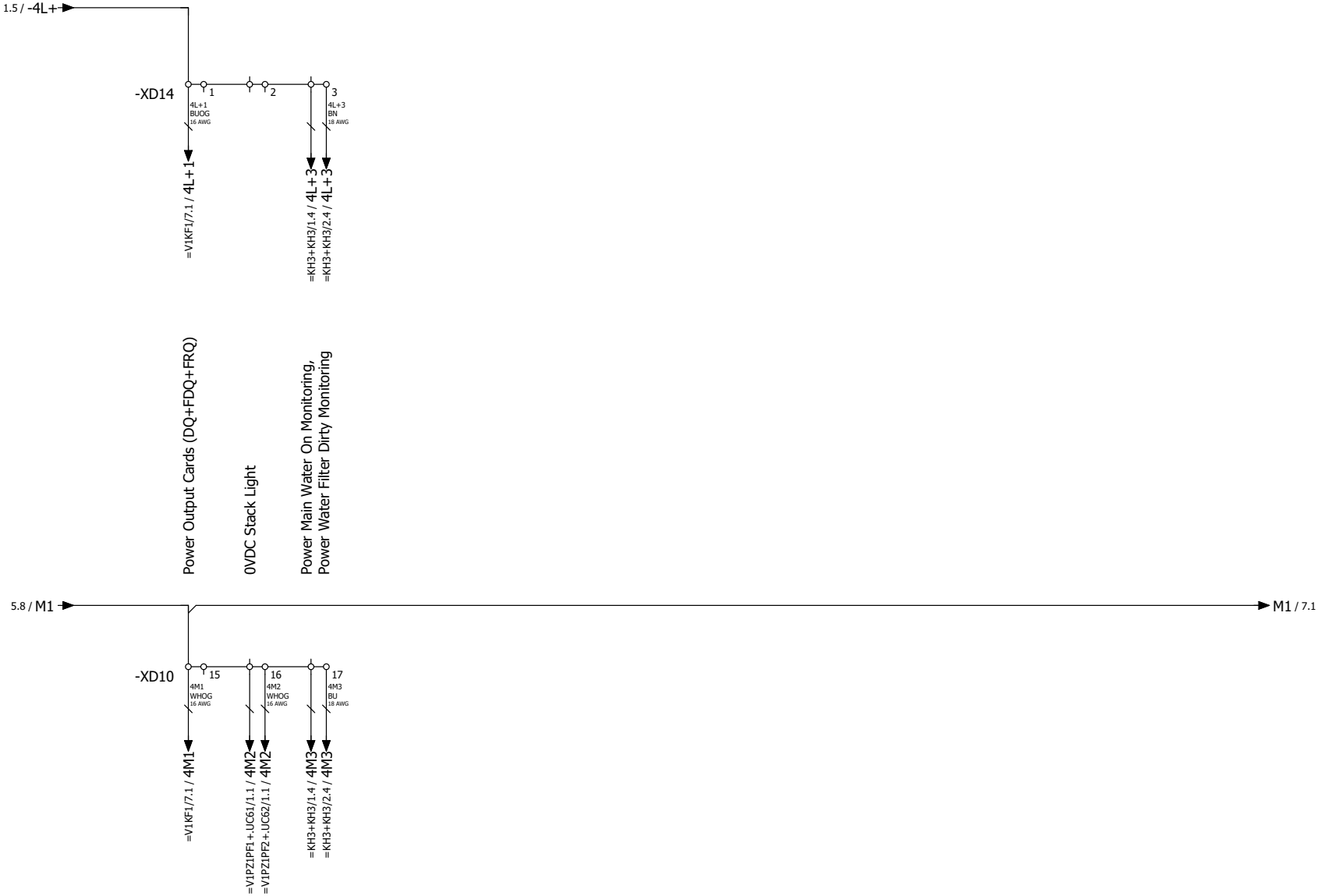

5 7

			Date	12/14/2022	Volvo Trucks North America	Valiant TMS	Power distribution 24VDC 4L+	Drawing name: =2V06&EFS_EL	= V1WC4	
			Ed.	MKLEPADLO					+ V1UC11	
			Appr		P6700 Rear Wall - Cell 2V06			Document type: EFS	Project nr: 22-16148	Page 6
Modification	Date	Name	Original		Replacement of	Replaced by	Scale 1:1			1460

			Date	12/14/2022	Volvo Trucks North America		Valiant TMS	Power distribution 24VDC 5L+	Drawing name: =2V06&EFS_EL		= V1WC4
			Ed.	MKLEPADLO							+ V1UC11
			Appr		P6700 Rear Wall - Cell 2V06				Document type: EFS	Project nr: 22-16148	Page 7
Modification	Date	Name	Original		Replacement of	Replaced by	Scale 1:1				1460

			Date	12/14/2022	Volvo Trucks North America		Valiant TMS	Power distribution 24VDC 6L+	Drawing name: =2V06&EFS_EL		= V1WC4
			Ed.	MKLEPADLO							+ V1UC11
			Appr		P6700 Rear Wall - Cell 2V06				Document type: EFS	Project nr: 22-16148	Page 8
Modification	Date	Name	Original		Replacement of	Replaced by	Scale 1:1				1460

8 10

			Date	12/14/2022	Volvo Trucks North America		Valiant TMS	Power distribution 24VDC 7L+	Drawing name: =2V06&EFS_EL	= V1WC4
			Ed.	MKLEPADLO						+ V1UC11
			Appr		P6700 Rear Wall - Cell 2V06				Document type: EFS	Project nr: 22-16148 Page 9
Modification	Date	Name	Original		Replacement of	Replaced by	Scale 1:1			1460

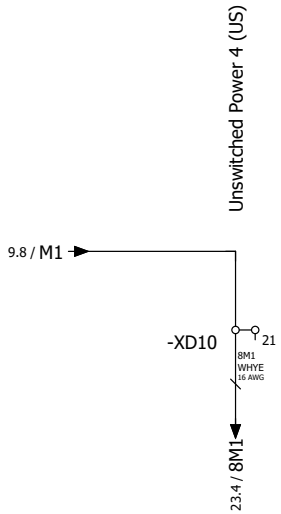

			Date	12/14/2022	Volvo Trucks North America		Valiant TMS	Power distribution 24VDC 8L+	Drawing name: =2V06&EFS_EL		= V1WC4
			Ed.	MKLEPADLO							+ V1UC11
			Appr		P6700 Rear Wall - Cell 2V06				Document type: EFS	Project nr: 22-16148	Page 10
Modification	Date	Name	Original		Replacement of	Replaced by	Scale 1:1				1460

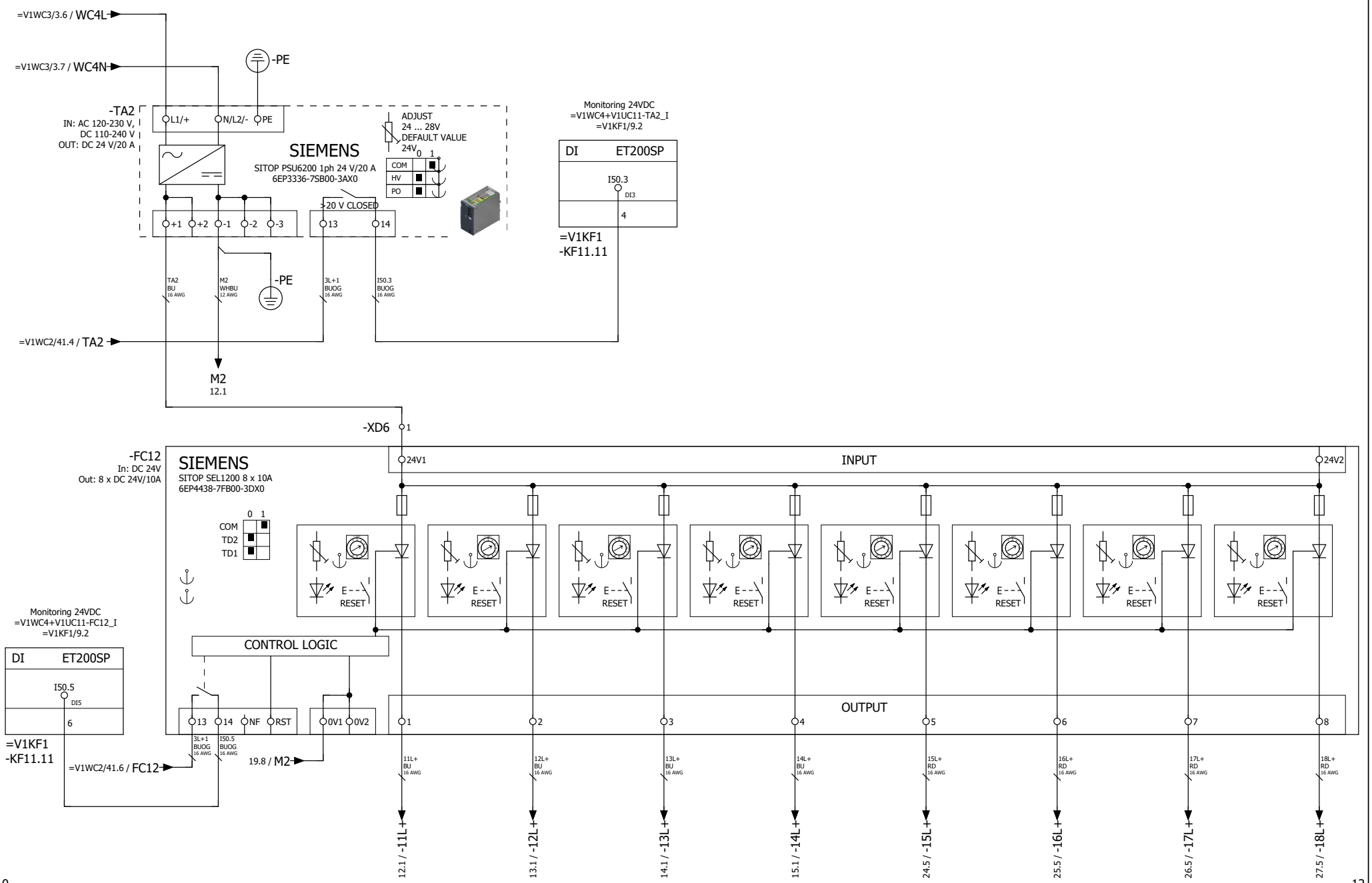

10 12

			Date	12/14/2022	Volvo Trucks North America		Valiant TMS	Power distribution 24VDC (Below Disconnect)	Drawing name: =2V06&EFS_EL	= V1WC4
			Ed.	MKLEPADLO						+ V1UC11
			Appr		P6700 Rear Wall - Cell 2V06				Document type: EFS	Project nr: 22-16148
Modification	Date	Name	Original		Replacement of	Replaced by	Scale 1:1			Page 11 / 1460

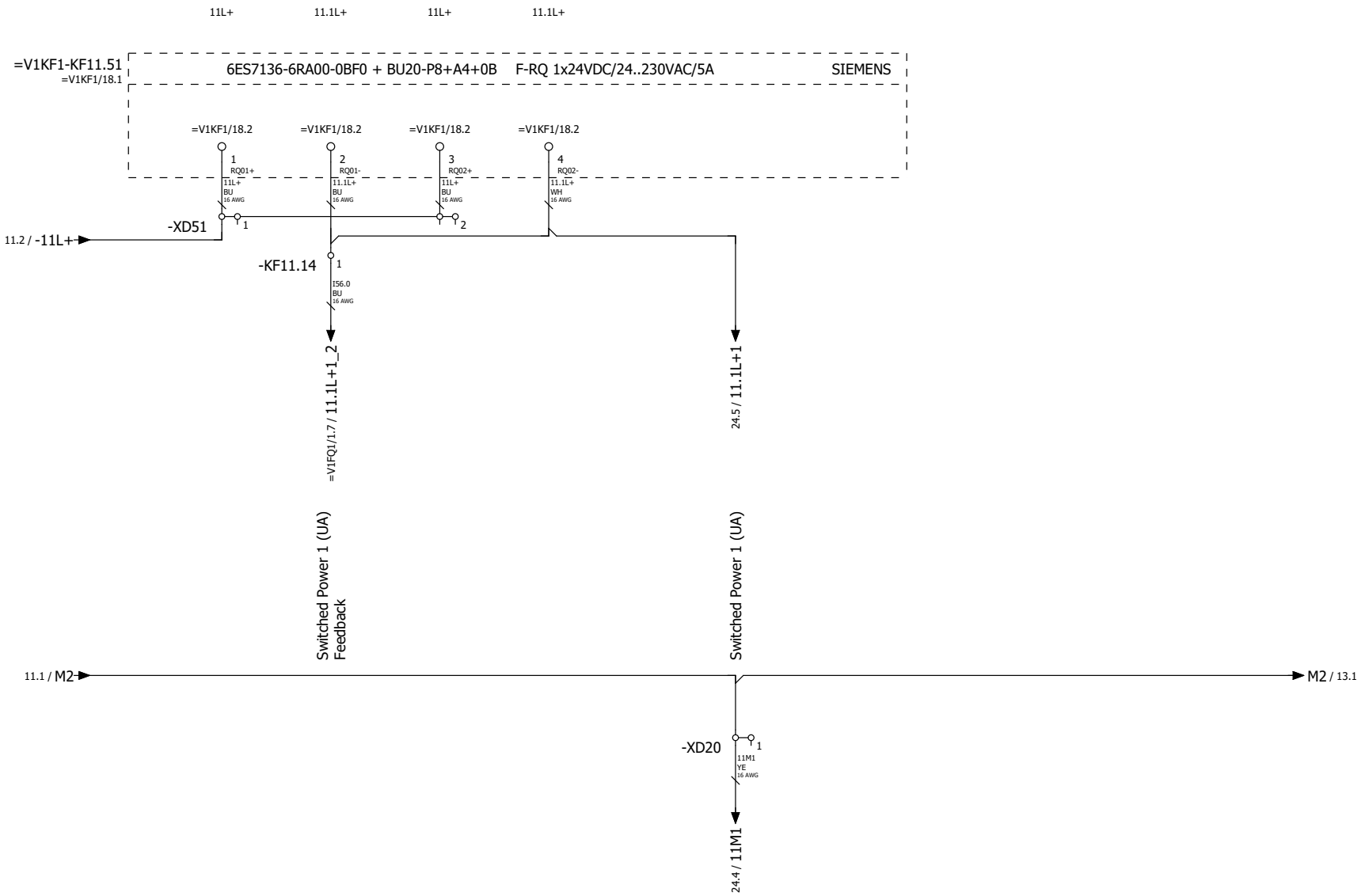

11 13

			Date	12/14/2022	Volvo Trucks North America	Valiant TMS	Power distribution 24VDC 11L+	Drawing name: =2V06&EFS_EL	= V1WC4	
			Ed.	MKLEPADLO					+ V1UC11	
			Appr		P6700 Rear Wall - Cell 2V06			Document type: EFS	Project nr: 22-16148	Page 12
Modification	Date	Name	Original		Replacement of	Replaced by	Scale 1:1			1460

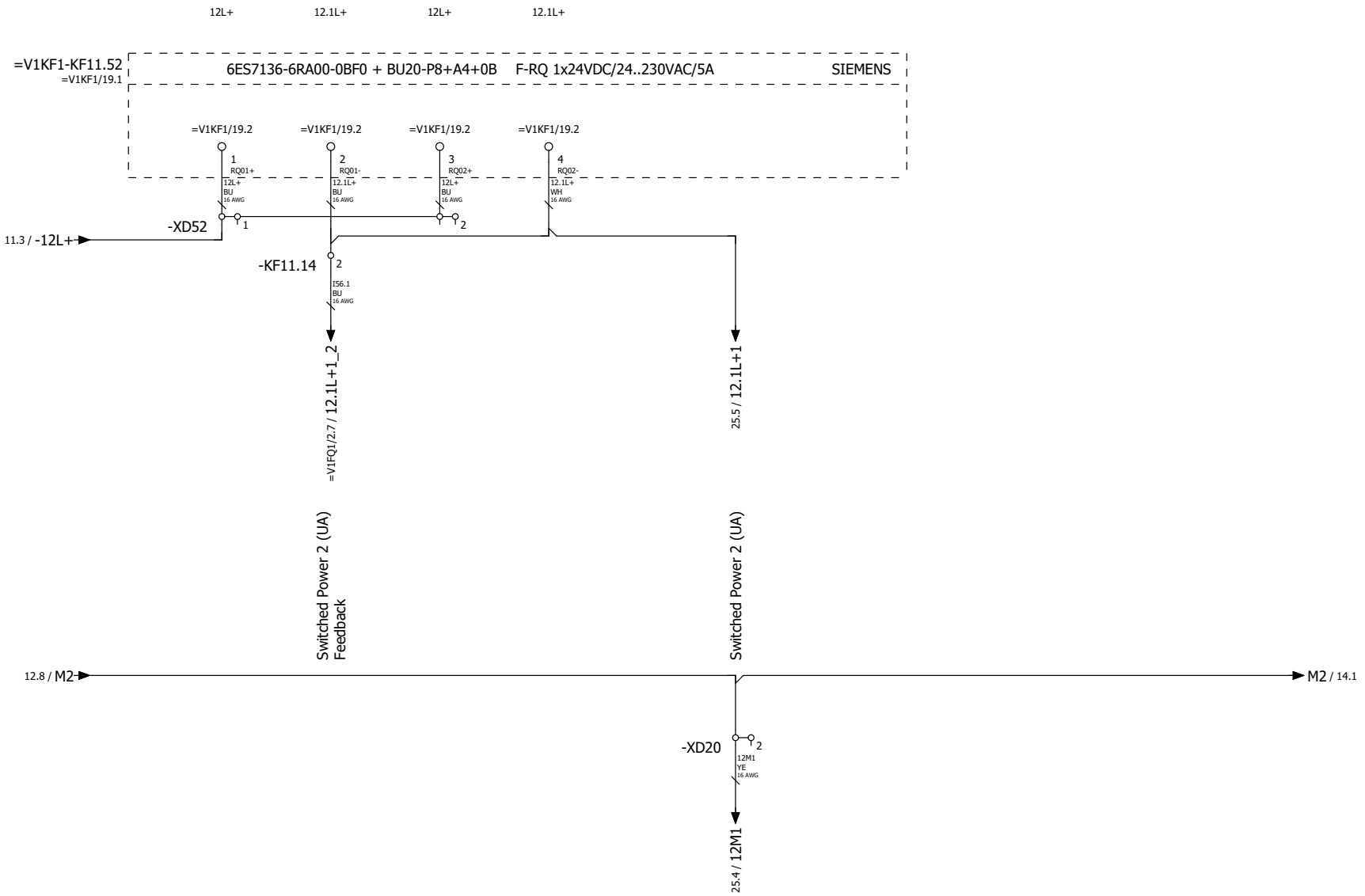

			Date	12/14/2022	Volvo Trucks North America		Valiant TMS	Power distribution 24VDC 12L+	Drawing name: =2V06&EFS_EL		= V1WC4
			Ed.	MKLEPADLO							+ V1UC11
			Appr		P6700 Rear Wall - Cell 2V06				Document type: EFS	Project nr: 22-16148	Page 13
Modification	Date	Name	Original		Replacement of	Replaced by	Scale 1:1				1460

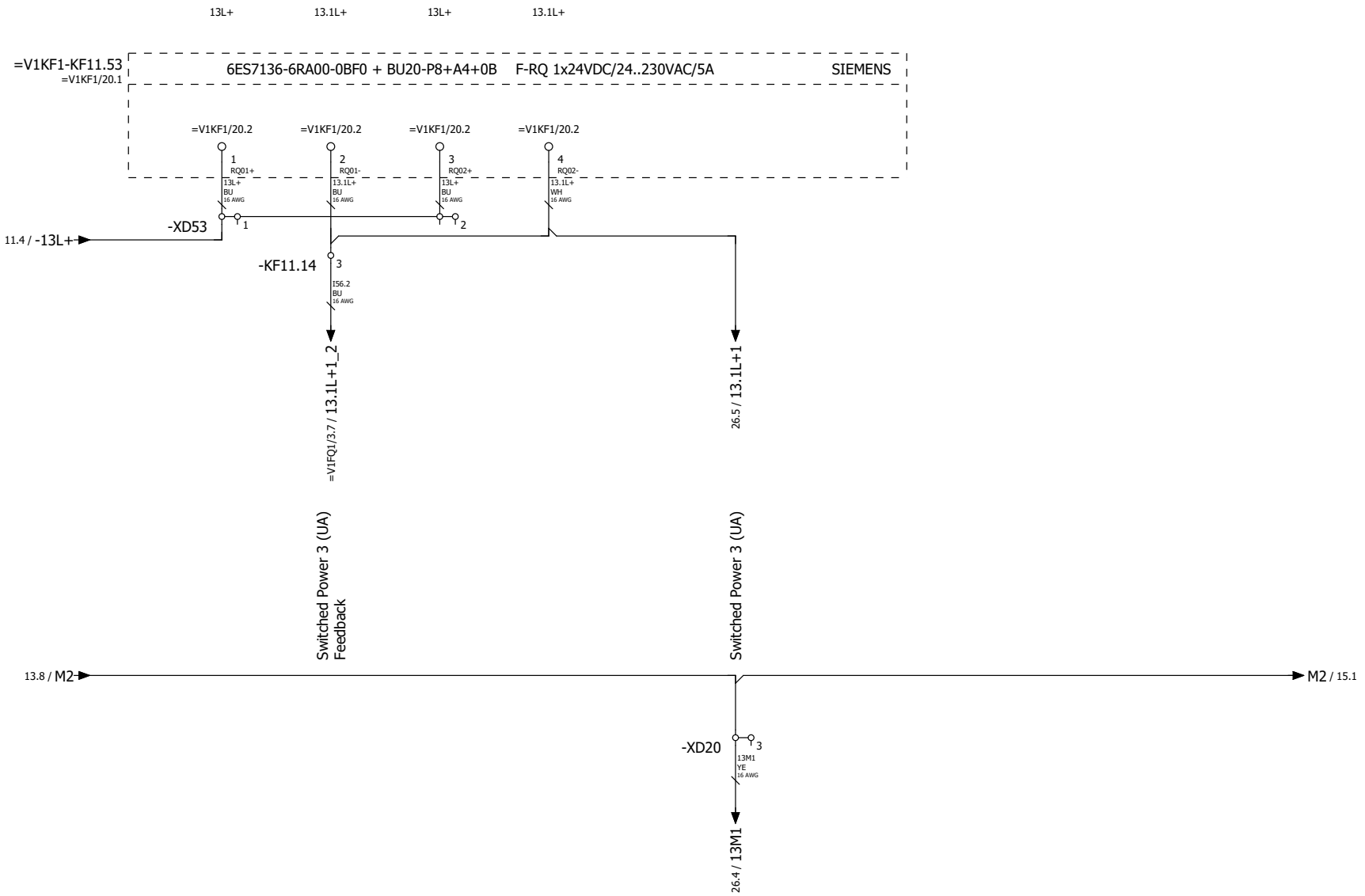

13 15

			Date	12/14/2022	Volvo Trucks North America	Valiant TMS	Power distribution 24VDC 13L+	Drawing name: =2V06&EFS_EL	= V1WC4	
			Ed.	MKLEPADLO					+ V1UC11	
			Appr		P6700 Rear Wall - Cell 2V06			Document type: EFS	Project nr: 22-16148	Page 14
Modification	Date	Name	Original		Replacement of	Replaced by	Scale 1:1			1460

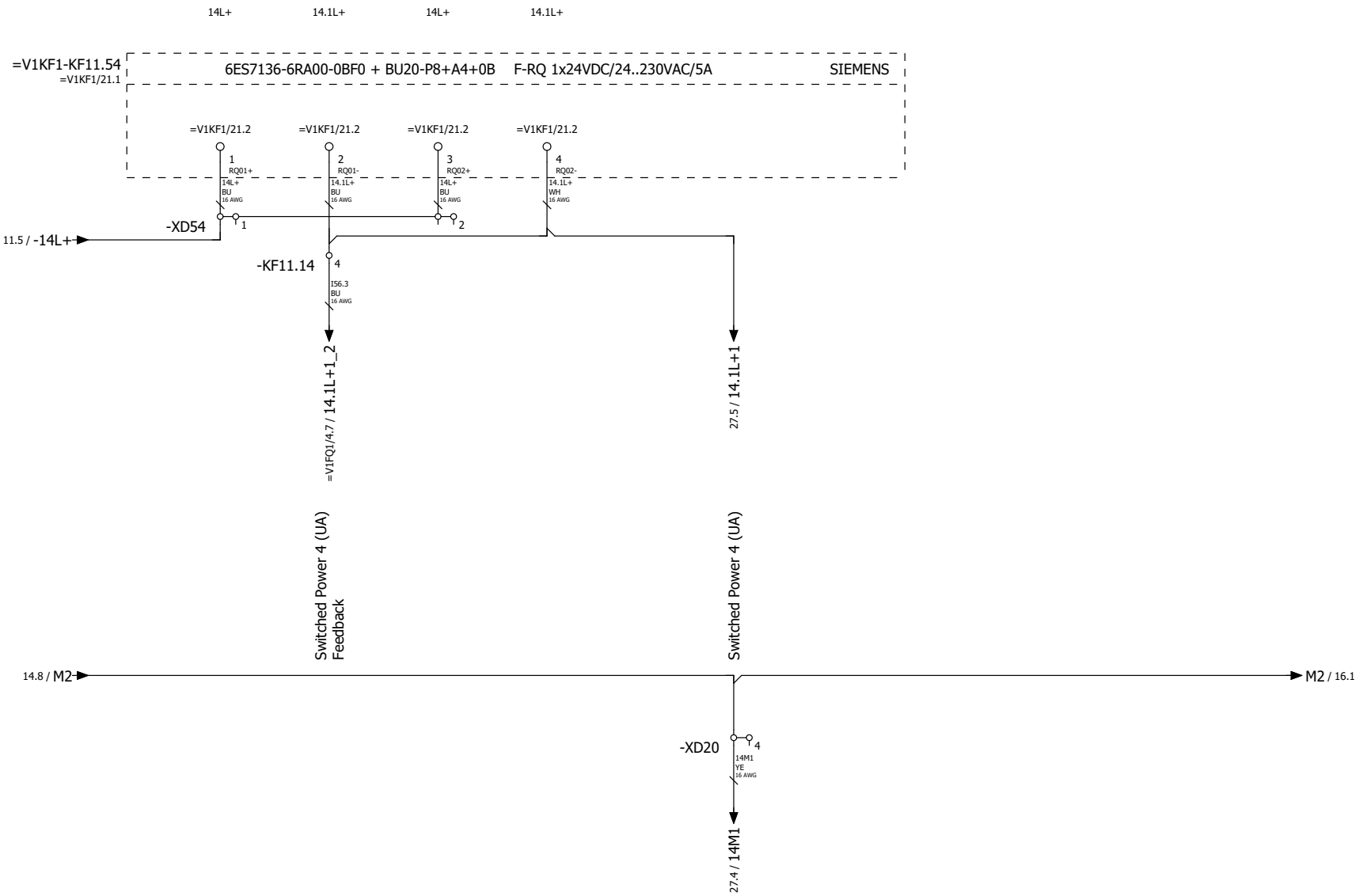

14 16

			Date	12/14/2022	Volvo Trucks North America	Valiant TMS	Power distribution 24VDC 14L+	Drawing name: =2V06&EFS_EL	= V1WC4
			Ed.	MKLEPADLO					+ V1UC11
			Appr		P6700 Rear Wall - Cell 2V06			Document type: EFS	Project nr: 22-16148 Page 15
Modification	Date	Name	Original		Replacement of / Replaced by	Scale 1:1			1460

15 17

			Date	12/14/2022	Volvo Trucks North America		Valiant TMS	Power distribution 24VDC 15L+	Drawing name: =2V06&EFS_EL	= V1WC4
			Ed.	MKLEPADLO						+ V1UC11
			Appr		P6700 Rear Wall - Cell 2V06				Document type: EFS	Project nr: 22-16148 Page 16
Modification	Date	Name	Original		Replacement of	Replaced by	Scale 1:1			1460

16 18

			Date	12/14/2022	Volvo Trucks North America		Valiant TMS	Power distribution 24VDC 16L+	Drawing name: =2V06&EFS_EL	= V1WC4
			Ed.	MKLEPADLO						+ V1UC11
			Appr		P6700 Rear Wall - Cell 2V06				Document type: EFS	Project nr: 22-16148 Page 17
Modification	Date	Name	Original		Replacement of	Replaced by	Scale 1:1			1460

17 19

			Date	12/14/2022	Volvo Trucks North America		Valiant TMS	Power distribution 24VDC 17L+	Drawing name: =2V06&EFS_EL	= V1WC4
			Ed.	MKLEPADLO						+ V1UC11
			Appr		P6700 Rear Wall - Cell 2V06				Document type: EFS	Project nr: 22-16148 Page 18
Modification	Date	Name	Original		Replacement of	Replaced by	Scale 1:1			1460

18 20

			Date	12/14/2022	Volvo Trucks North America		Valiant TMS	Power distribution 24VDC 18L+	Drawing name: =2V06&EFS_EL	= V1WC4
			Ed.	MKLEPADLO						+ V1UC11
			Appr		P6700 Rear Wall - Cell 2V06				Document type: EFS	Project nr: 22-16148 Page 19
Modification	Date	Name	Original		Replacement of	Replaced by	Scale 1:1			1460

+.UC11

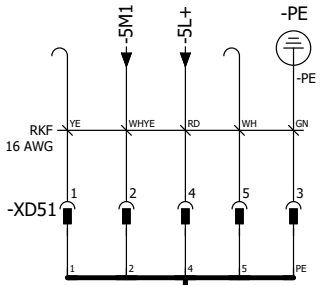

POWER IN / POWER OUT

Pin 1: 0 V UA
Pin 2: 0 V US
Pin 3: FE
Pin 4: +24 V US / 9 A
Pin 5: +24 V UA / 9 A

Pin #	WIRE	COLOR
Pin 1	N/C	YE
Pin 2	-5M1	WHYE
Pin 3	GND	GN
Pin 4	-5L+	RD
Pin 5	N/C	WH

+.UC32-W1
+.UC32/1.1

			Date	12/14/2022	Volvo Trucks North America	Valiant TMS	24VDC Unswitched Power 1	Drawing name: =2V06&EFS_EL	= V1WC4
			Ed.	MKLEPADLO					+ V1UC11
			Appr		P6700 Rear Wall - Cell 2V06			Document type: EFS	Project nr: 22-16148 Page 20
Modification	Date	Name	Original		Replacement of / Replaced by	Scale 1:1			1460

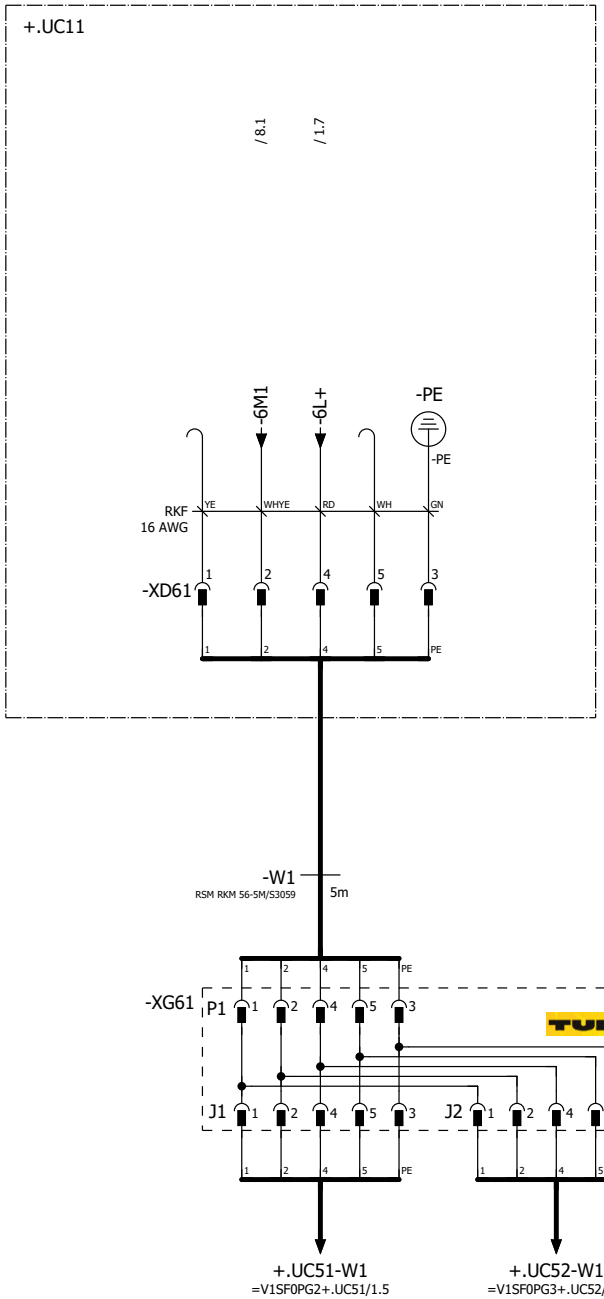

POWER IN / POWER OUT

Pin 1: 0 V UA
Pin 2: 0 V US
Pin 3: FE
Pin 4: +24 V US / 9 A
Pin 5: +24 V UA / 9 A

Pin #	WIRE	COLOR
Pin 1	N/C	YE
Pin 2	-6M1	WHYE
Pin 3	GND	GN
Pin 4	-6L+	RD
Pin 5	N/C	WH

			Date	12/14/2022	Volvo Trucks North America	Valiant TMS	24VDC Unswitched Power 2	Drawing name: =2V06&EFS_EL	= V1WC4
			Ed.	MKLEPADLO					+ V1UC11
			Appr		P6700 Rear Wall - Cell 2V06			Document type: EFS	Project nr: 22-16148
Modification	Date	Name	Original		Replacement of	Replaced by	Scale 1:1		Page 21 / 1460

+.UC11

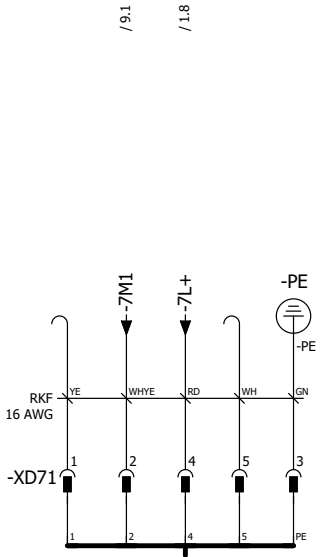

POWER IN / POWER OUT

Pin 1: 0 V UA
Pin 2: 0 V US
Pin 3: FE
Pin 4: +24 V US / 9 A
Pin 5: +24 V UA / 9 A

Pin #	WIRE	COLOR
Pin 1	N/C	YE
Pin 2	-7M1	WHYE
Pin 3	GND	GN
Pin 4	-7L+	RD
Pin 5	N/C	WH

+.FQ1-BG1
=V1FQ1+.FQ1/1.3

21

23

			Date	12/14/2022	Volvo Trucks North America		Valiant TMS	24VDC Unswitched Power 3	Drawing name: =2V06&EFS_EL	= V1WC4
			Ed.	MKLEPADLO						+ V1UC11
			Appr		P6700 Rear Wall - Cell 2V06				Document type: EFS	Project nr: 22-16148	Page 22
Modification	Date	Name	Original		Replacement of	Replaced by	Scale 1:1			1460

+.UC11

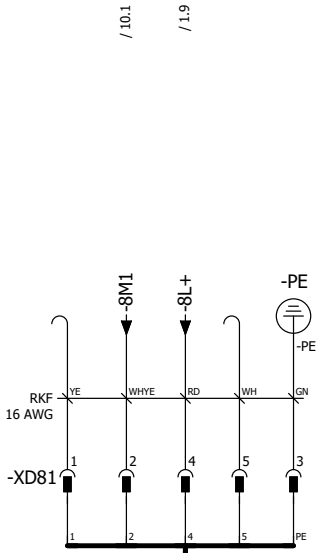

POWER IN / POWER OUT

Pin 1: 0 V UA
Pin 2: 0 V US
Pin 3: FE
Pin 4: +24 V US / 9 A
Pin 5: +24 V UA / 9 A

Pin #	WIRE	COLOR
Pin 1	N/C	YE
Pin 2	-8M1	WHYE
Pin 3	GND	GN
Pin 4	-8L+	RD
Pin 5	N/C	WH

+V2UC51-W1
=V2SF0PG2+V2UC51/1.3

22

24

			Date	12/14/2022	Volvo Trucks North America		Valiant TMS	24VDC Unswitched Power 4	Drawing name: =2V06&EFS_EL	= V1WC4
			Ed.	MKLEPADLO						+ V1UC11
			Appr		P6700 Rear Wall - Cell 2V06				Document type: EFS	Project nr: 22-16148	Page 23
Modification	Date	Name	Original		Replacement of	Replaced by	Scale 1:1			1460

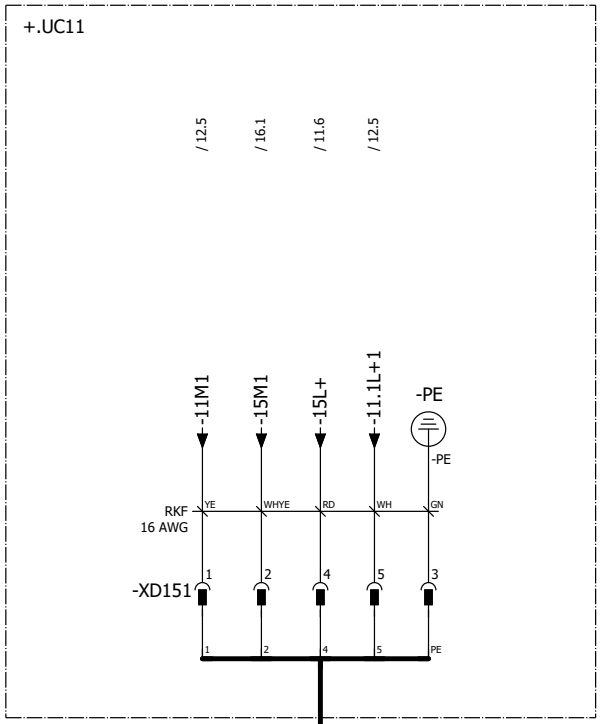

POWER IN / POWER OUT

Pin 1: 0 V UA
Pin 2: 0 V US
Pin 3: FE
Pin 4: +24 V US / 9 A
Pin 5: +24 V UA / 9 A

Pin #	WIRE	COLOR
Pin 1	-11M1	YE
Pin 2	-15M1	WHYE
Pin 3	GND	GN
Pin 4	-15L+	RD
Pin 5	-11.1L+1	WH

+.U10U01-KF1.X01
=V1U10U01KF1+.U10U01/10.1

23

25

			Date	12/14/2022	Volvo Trucks North America		Valiant TMS	24VDC Switched Power 1	Drawing name: =2V06&EFS_EL	= V1WC4
			Ed.	MKLEPADLO						+ V1UC11
			Appr		P6700 Rear Wall - Cell 2V06				Document type: EFS	Project nr: 22-16148
Modification	Date	Name	Original		Replacement of	Replaced by	Scale 1:1			Page 24 / 1460

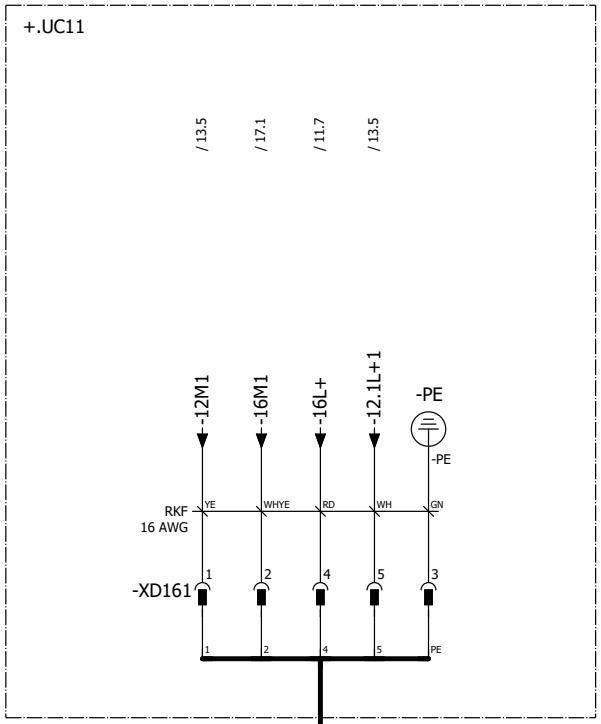

POWER IN / POWER OUT

Pin 1: 0 V UA
Pin 2: 0 V US
Pin 3: FE
Pin 4: +24 V US / 9 A
Pin 5: +24 V UA / 9 A

Pin #	WIRE	COLOR
Pin 1	-12M1	YE
Pin 2	-16M1	WHYE
Pin 3	GND	GN
Pin 4	-16L+	RD
Pin 5	-12.1L+1	WH

+V1UQ51-W1
=V1UQ51KF1+.UQ51/1.1

			Date	12/14/2022	Volvo Trucks North America	Valiant TMS	24VDC Switched Power 2	Drawing name: =2V06&EFS_EL	= V1WC4
			Ed.	MKLEPADLO					+ V1UC11
			Appr		P6700 Rear Wall - Cell 2V06			Document type: EFS	Project nr: 22-16148 Page 25
Modification	Date	Name	Original		Replacement of / Replaced by	Scale 1:1			1460

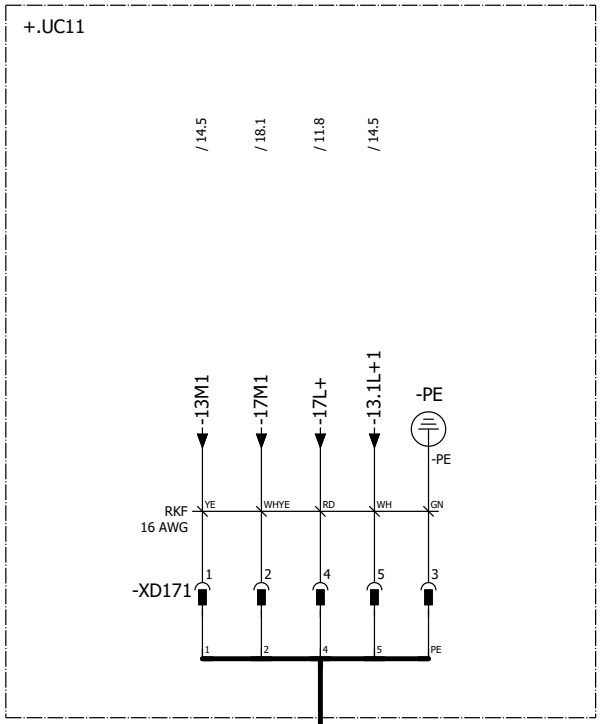

POWER IN / POWER OUT

Pin 1: 0 V UA
Pin 2: 0 V US
Pin 3: FE
Pin 4: +24 V US / 9 A
Pin 5: +24 V UA / 9 A

Pin #	WIRE	COLOR
Pin 1	-13M1	YE
Pin 2	-17M1	WHYE
Pin 3	GND	GN
Pin 4	-17L+	RD
Pin 5	-13.1L+1	WH

+V1UQ52-W1
=V1UQ52KF1+.UQ52/1.1

25

27

			Date	12/14/2022	Volvo Trucks North America	Valiant TMS	24VDC Switched Power 3	Drawing name: =2V06&EFS_EL	= V1WC4	
			Ed.	MKLEPADLO					+ V1UC11	
			Appr		P6700 Rear Wall - Cell 2V06			Document type: EFS	Project nr: 22-16148	Page 26
Modification	Date	Name	Original		Replacement of / Replaced by	Scale 1:1				1460

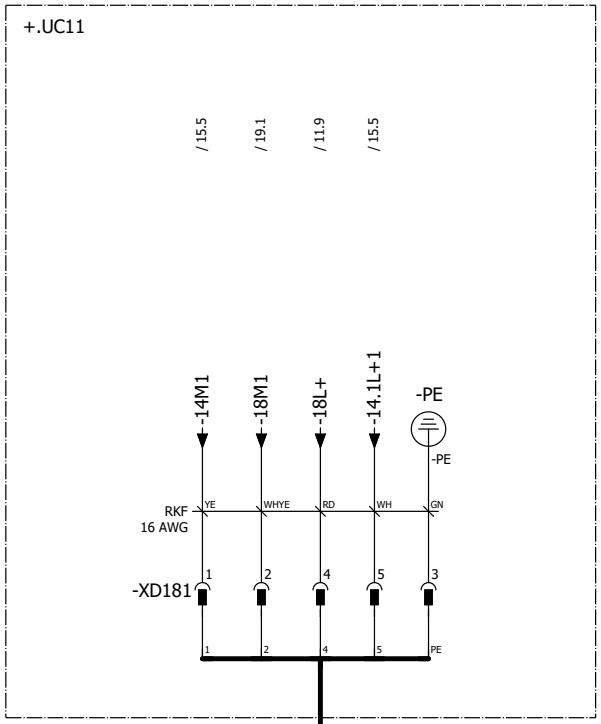

POWER IN / POWER OUT

Pin 1: 0 V UA
Pin 2: 0 V US
Pin 3: FE
Pin 4: +24 V US / 9 A
Pin 5: +24 V UA / 9 A

Pin #	WIRE	COLOR
Pin 1	-14M1	YE
Pin 2	-18M1	WHYE
Pin 3	GND	GN
Pin 4	-18L+	RD
Pin 5	-14.1L+1	WH

+V1UQ53-W1
=V1UQ53KF1+.UQ53/10.1

			Date	12/14/2022	Volvo Trucks North America	Valiant TMS	24VDC Switched Power 4	Drawing name: =2V06&EFS_EL	= V1WC4
			Ed.	MKLEPADLO					+ V1UC11
			Appr		P6700 Rear Wall - Cell 2V06			Document type: EFS	Project nr: 22-16148 Page 27
Modification	Date	Name	Original		Replacement of / Replaced by	Scale 1:1			1460

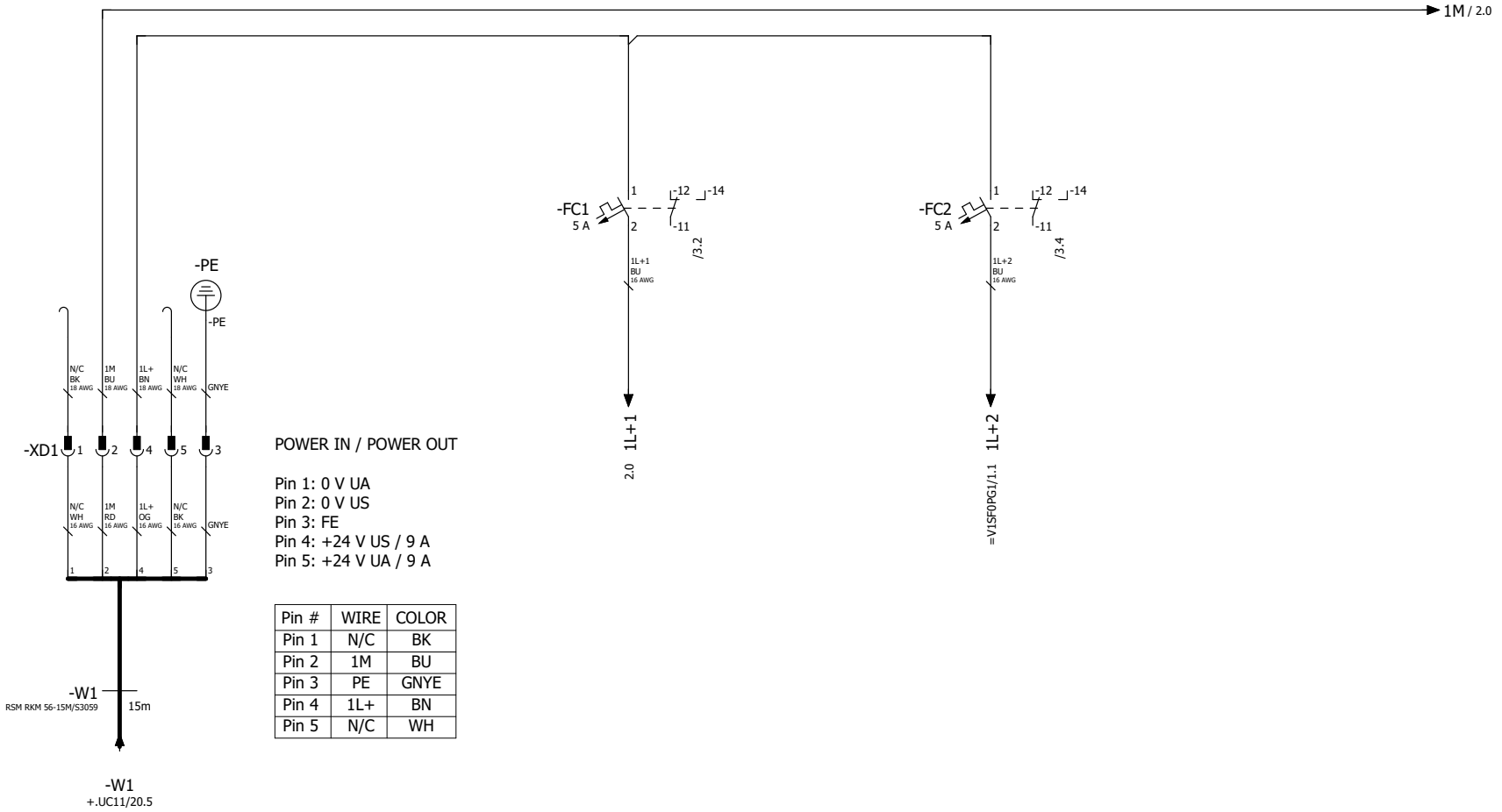

POWER IN / POWER OUT

Pin 1: 0 V UA
Pin 2: 0 V US
Pin 3: FE
Pin 4: +24 V US / 9 A
Pin 5: +24 V UA / 9 A

Pin #	WIRE	COLOR
Pin 1	N/C	BK
Pin 2	1M	BU
Pin 3	PE	GNYE
Pin 4	1L+	BN
Pin 5	N/C	WH

Power Distribution 24 VDC Display

Power Distribution 24 VDC ET200

+.UC11/27

2

			Date	12/14/2022	Volvo Trucks North America		Valiant TMS	Incomming power supply 24 VDC	Drawing name: =2V06&EFS_EL	= V1WC4	
			Ed.	MKLEPADLO						+ V1UC32	
			Appr		P6700 Rear Wall - Cell 2V06				Document type: EFS	Project nr: 22-16148	Page 1
Modification	Date	Name	Original		Replacement of	Replaced by	Scale 1:1				1460

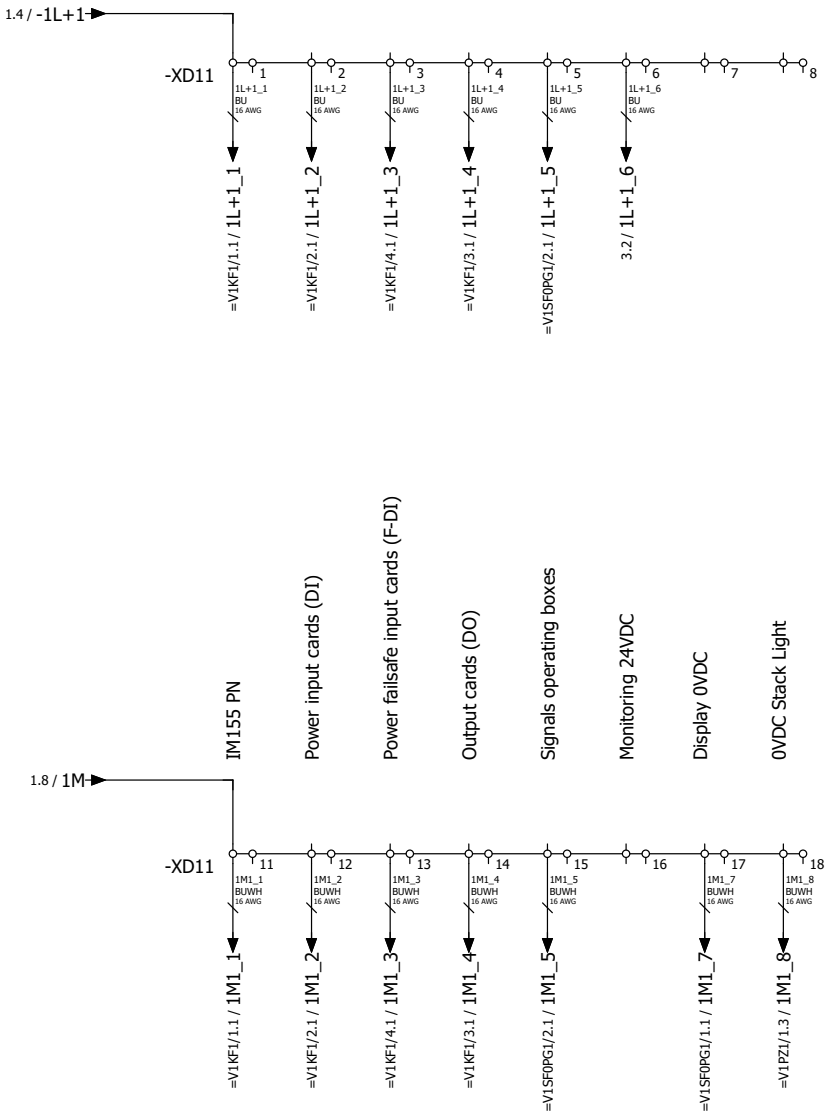

			Date	12/14/2022	Volvo Trucks North America		Valiant TMS	Power distribution 24VDC 1L+	Drawing name: =2V06&EFS_EL	= V1WC4	
			Ed.	MKLEPADLO						+ V1UC32	
			Appr		P6700 Rear Wall - Cell 2V06				Document type: EFS	Project nr: 22-16148	Page 2
Modification	Date	Name	Original		Replacement of	Replaced by	Scale 1:1				1460

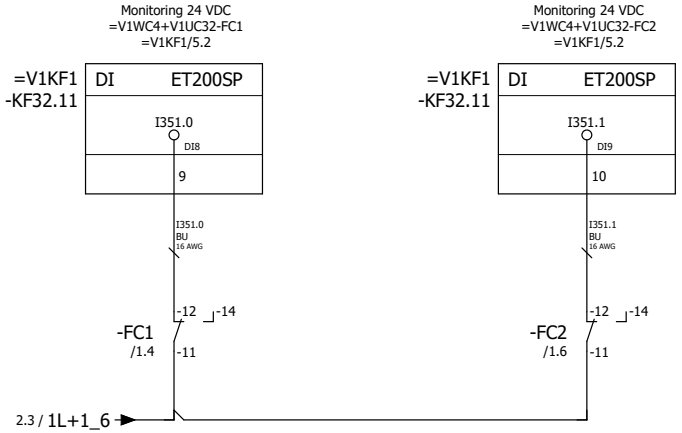

			Date	12/14/2022	Volvo Trucks North America		Valiant TMS	Monitoring 24VDC	Drawing name: =2V06&EFS_EL		= V1WC4
			Ed.	MKLEPADLO							+ V1UC32
			Appr		P6700 Rear Wall - Cell 2V06				Document type: EFS	Project nr: 22-16148	Page 3
Modification	Date	Name	Original		Replacement of	Replaced by	Scale 1:1				1460

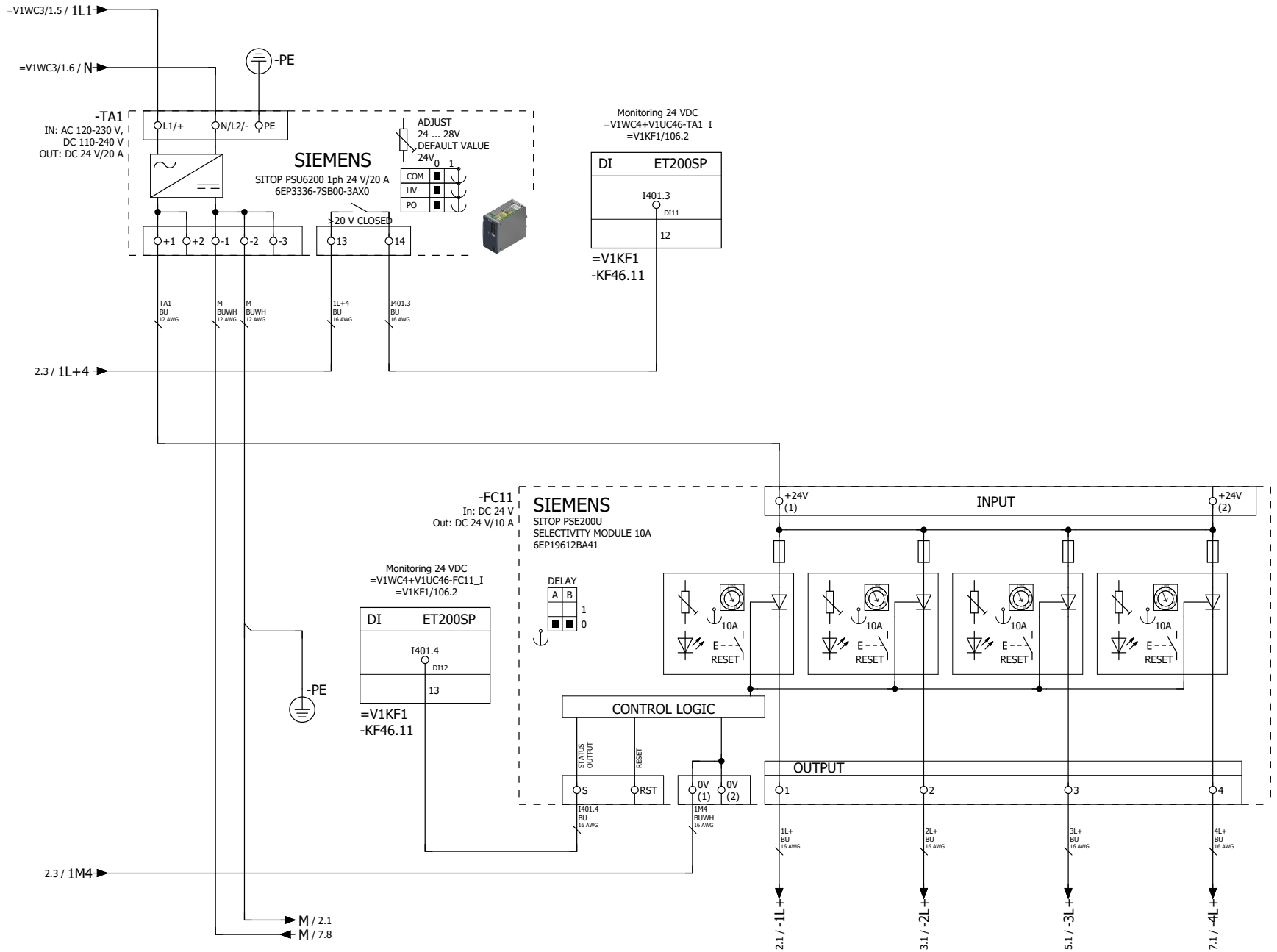

+.UC32/3

2

			Date	12/14/2022	Volvo Trucks North America	Valiant TMS	Power distribution 24VDC for Inputs	Drawing name: =2V06&EFS_EL	= V1WC4
			Ed.	MKLEPADLO					+ V1UC46
			Appr		P6700 Rear Wall - Cell 2V06			Document type: EFS	Project nr: 22-16148
Modification	Date	Name	Original		Replacement of / Replaced by	Scale 1:1			Page 1 / 1460



			Date	12/14/2022	Volvo Trucks North America		Valiant TMS	Power distribution 24VDC 1L+	Drawing name: =2V06&EFS_EL		= V1WC4
			Ed.	MKLEPADLO							+ V1UC46
			Appr		P6700 Rear Wall - Cell 2V06				Document type: EFS	Project nr: 22-16148	Page 2
Modification	Date	Name	Original		Replacement of	Replaced by	Scale 1:1				1460



2 4

			Date	12/14/2022	Volvo Trucks North America	Valiant TMS	Power distribution 24VDC 2L+	Drawing name: =2V06&EFS_EL	= V1WC4	
			Ed.	MKLEPADLO					+ V1UC46	
			Appr		P6700 Rear Wall - Cell 2V06			Document type: EFS	Project nr: 22-16148	Page 3
Modification	Date	Name	Original		Replacement of	Replaced by	Scale 1:1			1460

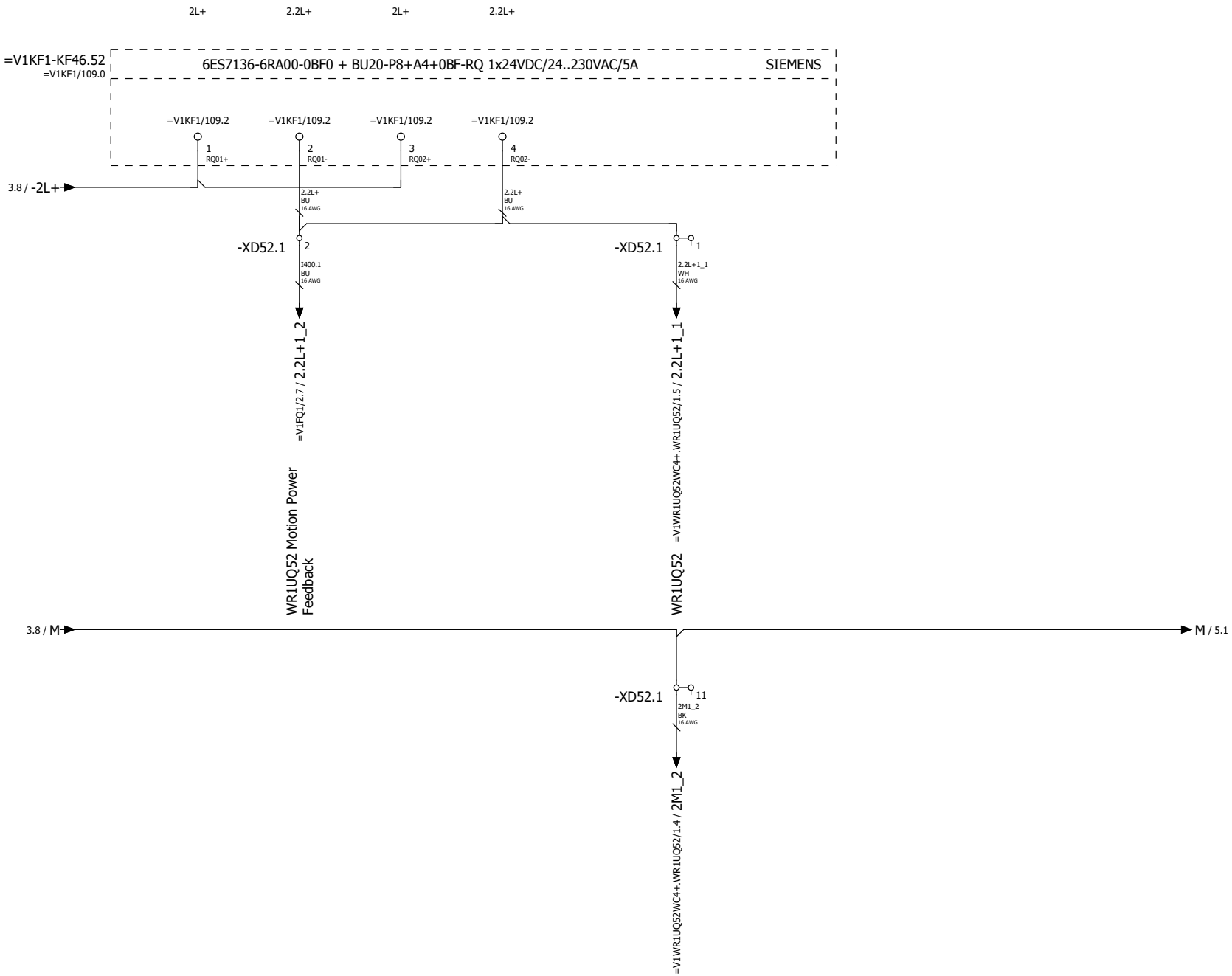

			Date	12/14/2022	Volvo Trucks North America		Valiant TMS	Power distribution 24VDC 2L+	Drawing name: =2V06&EFS_EL		= V1WC4
			Ed.	MKLEPADLO							+ V1UC46
			Appr		P6700 Rear Wall - Cell 2V06				Document type: EFS	Project nr: 22-16148	Page 4
Modification	Date	Name	Original		Replacement of	Replaced by	Scale 1:1				1460

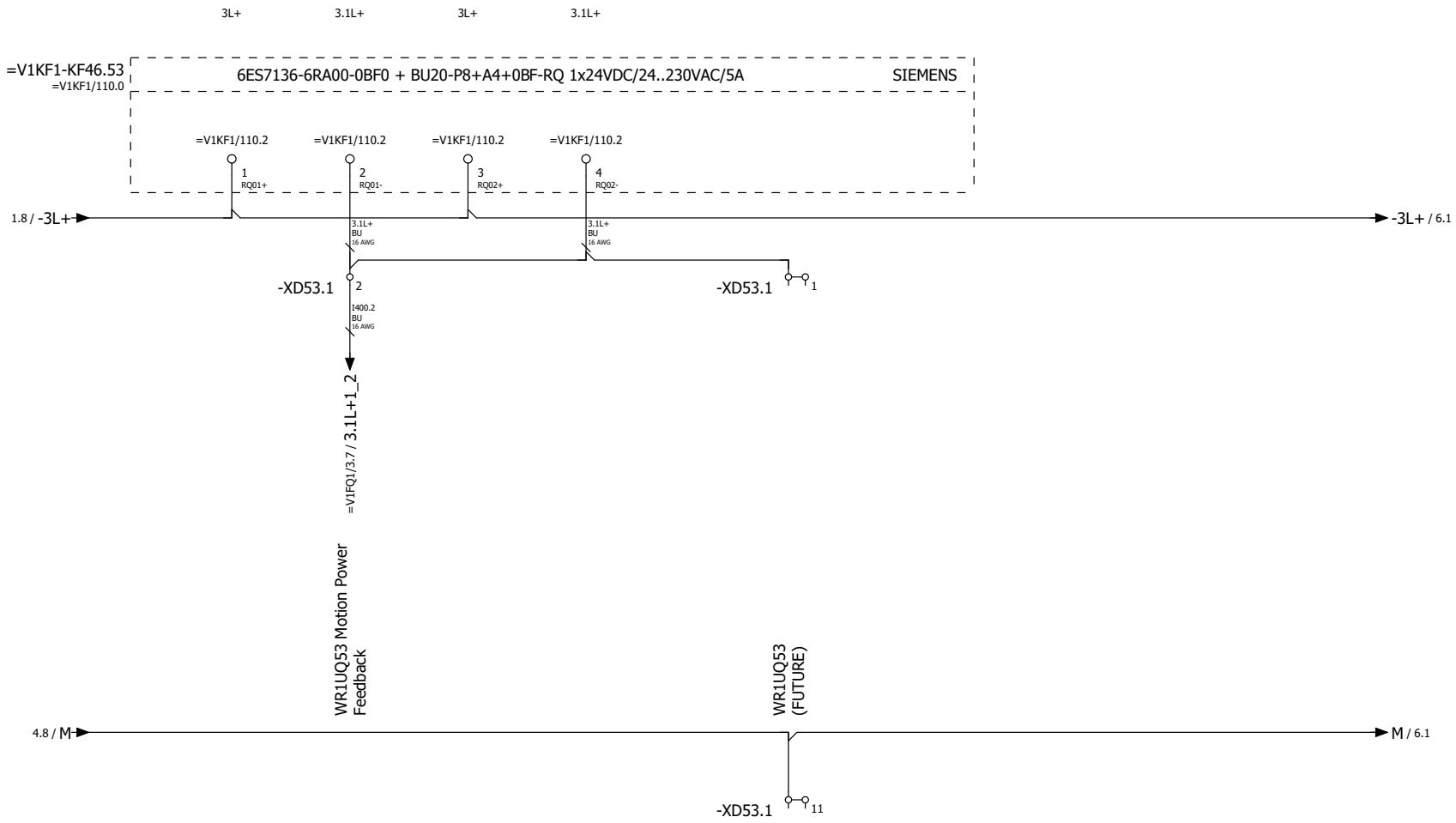

			Date	12/14/2022	Volvo Trucks North America		Valiant TMS	Power distribution 24VDC 3L+	Drawing name: =2V06&EFS_EL	= V1WC4
			Ed.	MKLEPADLO						+ V1UC46
			Appr		P6700 Rear Wall - Cell 2V06				Document type: EFS	Project nr: 22-16148
Modification	Date	Name	Original		Replacement of	Replaced by	Scale 1:1			Page 5 / 1460

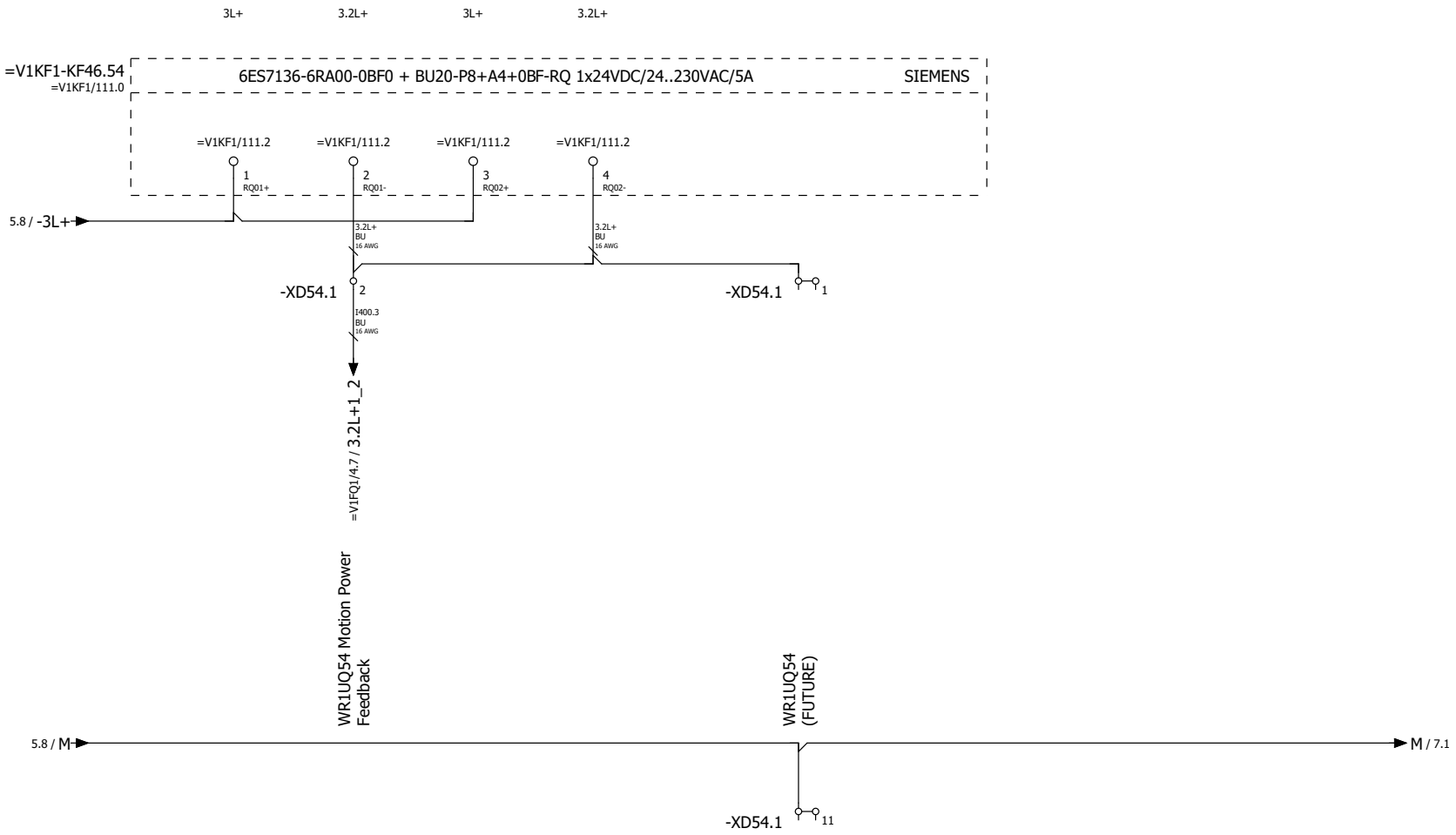

			Date	12/14/2022	Volvo Trucks North America		Valiant TMS	Power distribution 24VDC 3L+	Drawing name: =2V06&EFS_EL	= V1WC4
			Ed.	MKLEPADLO						+ V1UC46
			Appr		P6700 Rear Wall - Cell 2V06				Document type: EFS	Project nr: 22-16148
Modification	Date	Name	Original		Replacement of	Replaced by	Scale 1:1			Page 6 / 1460



6

+.UC47/1

			Date	12/14/2022	Volvo Trucks North America		Valiant TMS	Power distribution 24VDC 4L+	Drawing name: =2V06&EFS_EL	= V1WC4
			Ed.	MKLEPADLO						+ V1UC46
			Appr		P6700 Rear Wall - Cell 2V06				Document type: EFS	Project nr: 22-16148	Page 7
Modification	Date	Name	Original		Replacement of	Replaced by	Scale 1:1			1460

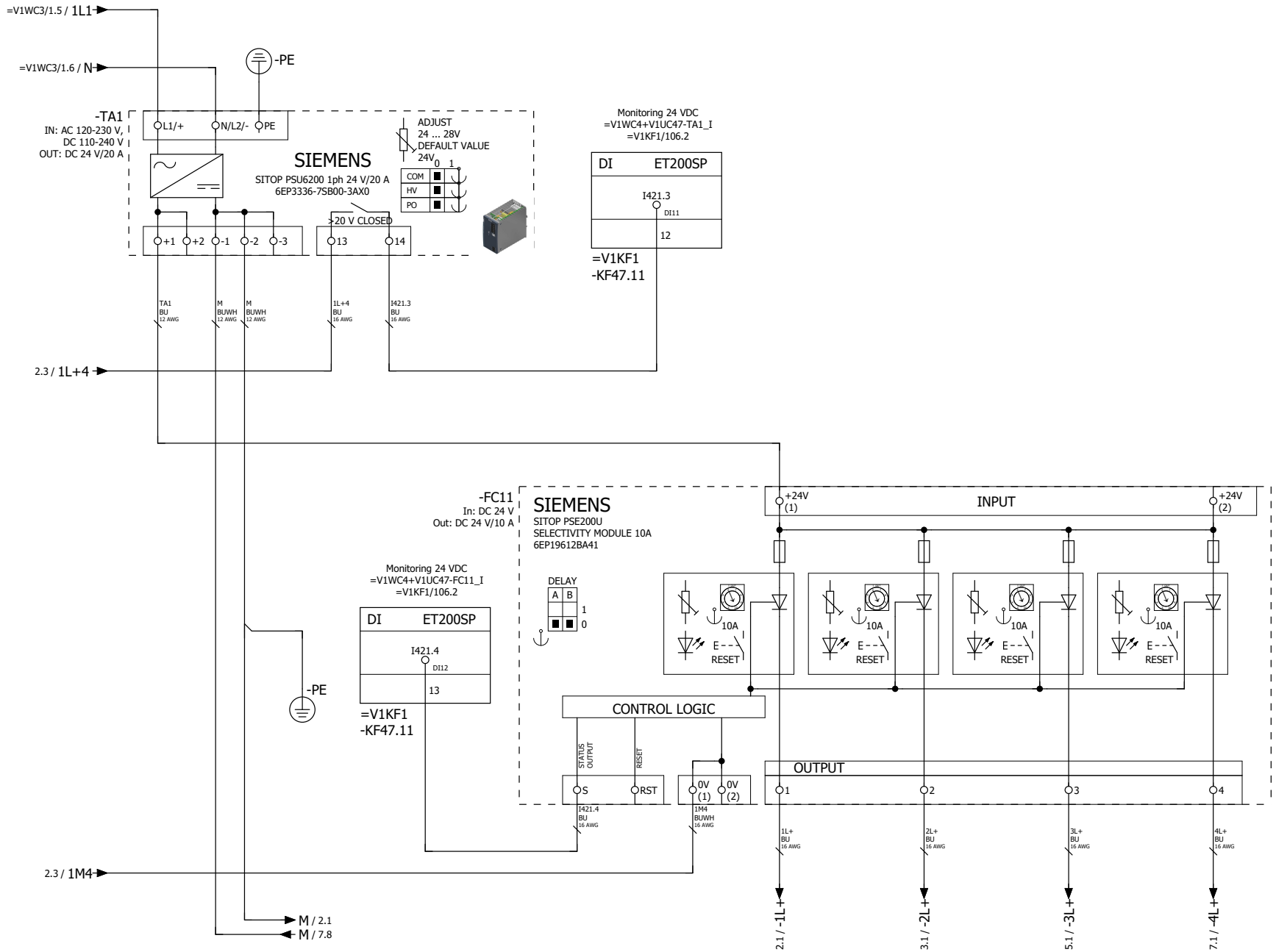

+.UC46/7

2

			Date	12/14/2022	Volvo Trucks North America	Valiant TMS	Power distribution 24VDC for Inputs	Drawing name: =2V06&EFS_EL	= V1WC4
			Ed.	MKLEPADLO					+ V1UC47
			Appr		P6700 Rear Wall - Cell 2V06	Scale 1:1		Document type: EFS	Project nr: 22-16148
Modification	Date	Name	Original		Replacement of	Replaced by			Page 1 / 1460



			Date	12/14/2022	Volvo Trucks North America		Valiant TMS	Power distribution 24VDC 1L+	Drawing name: =2V06&EFS_EL		= V1WC4
			Ed.	MKLEPADLO							+ V1UC47
			Appr		P6700 Rear Wall - Cell 2V06				Document type: EFS	Project nr: 22-16148	Page 2
Modification	Date	Name	Original		Replacement of	Replaced by	Scale 1:1				1460



2 4

			Date	12/14/2022	Volvo Trucks North America	Valiant TMS	Power distribution 24VDC 2L+	Drawing name: =2V06&EFS_EL	= V1WC4	
			Ed.	MKLEPADLO					+ V1UC47	
			Appr		P6700 Rear Wall - Cell 2V06			Document type: EFS	Project nr: 22-16148	Page 3
Modification	Date	Name	Original		Replacement of	Replaced by	Scale 1:1			1460

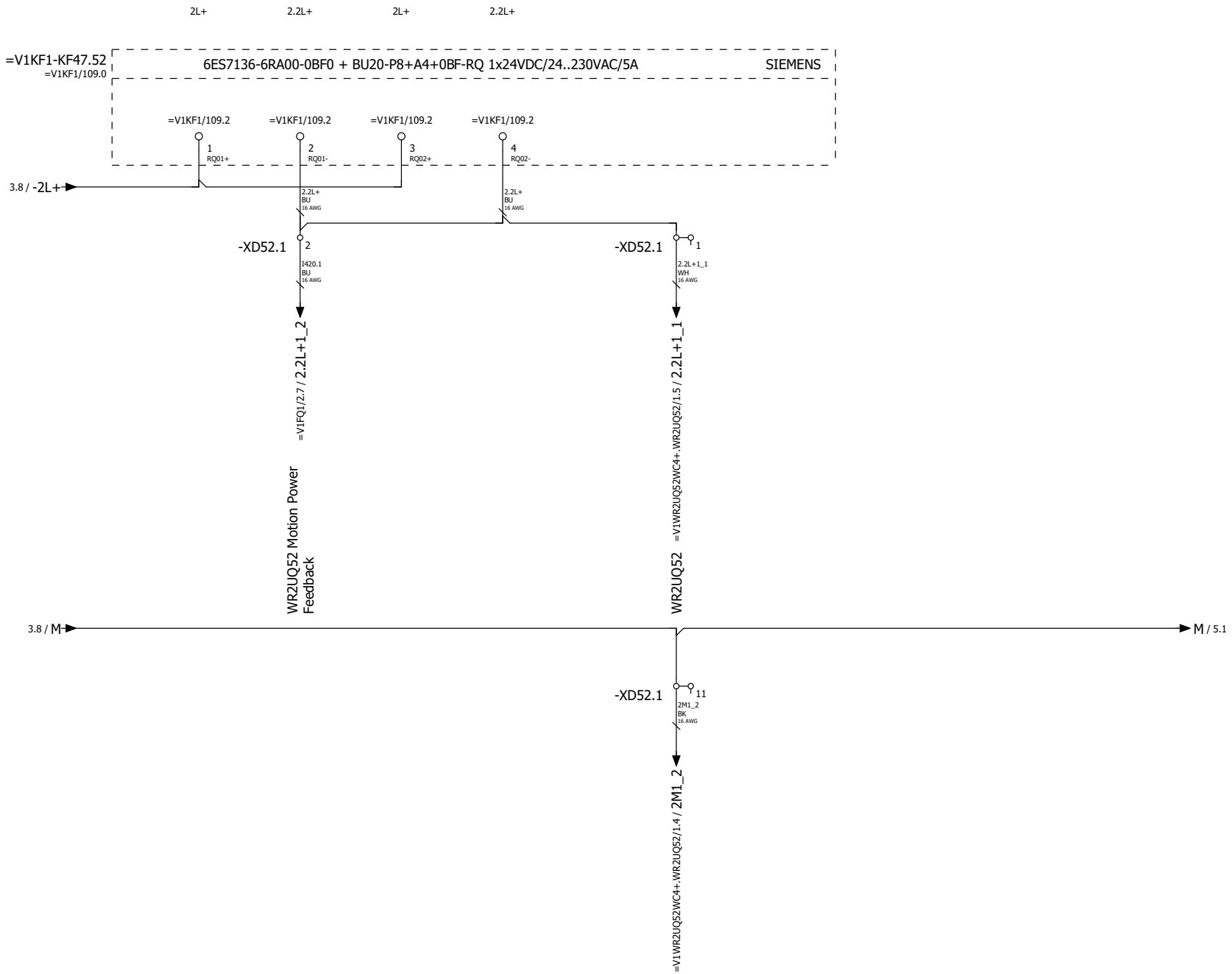

3

5

			Date	12/14/2022	Volvo Trucks North America		Valiant TMS	Power distribution 24VDC 2L+	Drawing name: =2V06&EFS_EL	= V1WC4
			Ed.	MKLEPADLO						+ V1UC47
			Appr		P6700 Rear Wall - Cell 2V06				Document type: EFS	Project nr: 22-16148
Modification	Date	Name	Original		Replacement of	Replaced by	Scale 1:1			Page 4 / 1460

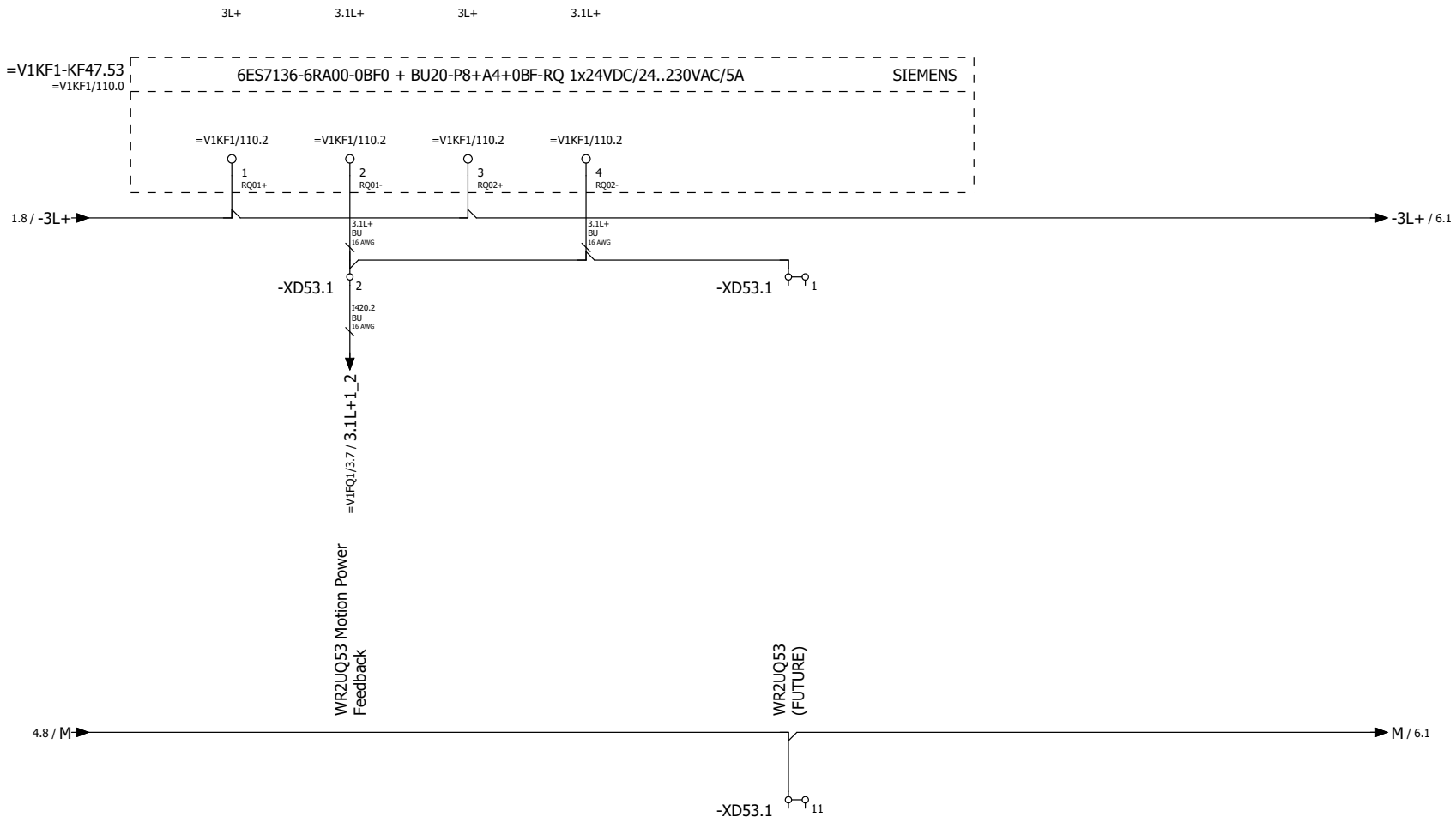

4 6

			Date	12/14/2022	Volvo Trucks North America		Valiant TMS	Power distribution 24VDC 3L+	Drawing name: =2V06&EFS_EL	= V1WC4
			Ed.	MKLEPADLO						+ V1UC47
			Appr		P6700 Rear Wall - Cell 2V06				Document type: EFS	Project nr: 22-16148
Modification	Date	Name	Original		Replacement of	Replaced by	Scale 1:1			Page 5 / 1460

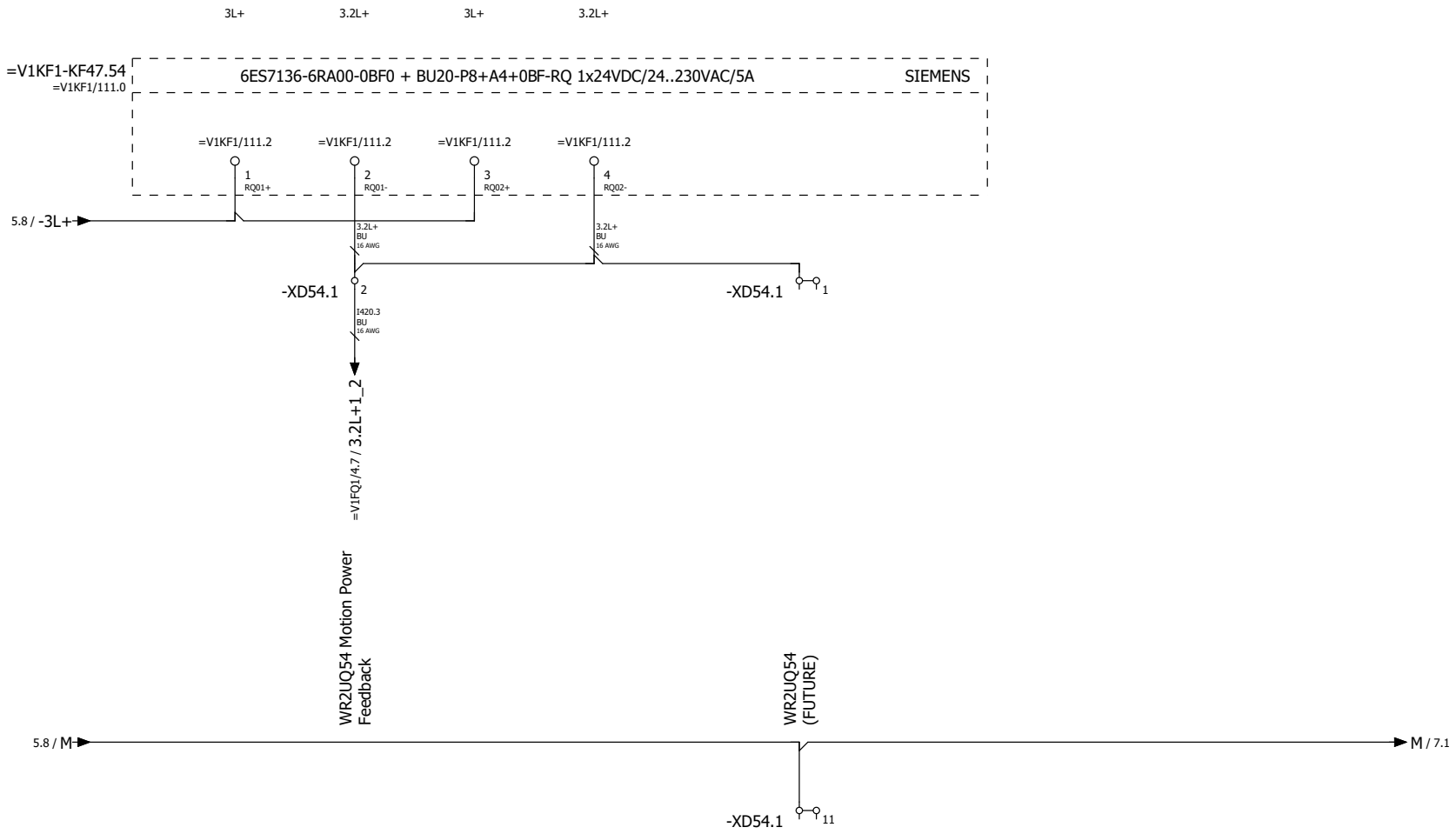

			Date	12/14/2022	Volvo Trucks North America		Valiant TMS	Power distribution 24VDC 3L+	Drawing name: =2V06&EFS_EL	= V1WC4
			Ed.	MKLEPADLO						+ V1UC47
			Appr		P6700 Rear Wall - Cell 2V06				Document type: EFS	Project nr: 22-16148
Modification	Date	Name	Original		Replacement of	Replaced by	Scale 1:1			Page 6 / 1460



6

=V1WR1UQ51BG0+.WR1UQ51/1

			Date	12/14/2022	Volvo Trucks North America		Valiant TMS	Power distribution 24VDC 4L+	Drawing name: =2V06&EFS_EL		= V1WC4
			Ed.	MKLEPADLO							+ V1UC47
			Appr		P6700 Rear Wall - Cell 2V06				Document type: EFS	Project nr: 22-16148	Page 7
Modification	Date	Name	Original		Replacement of	Replaced by	Scale 1:1				1460

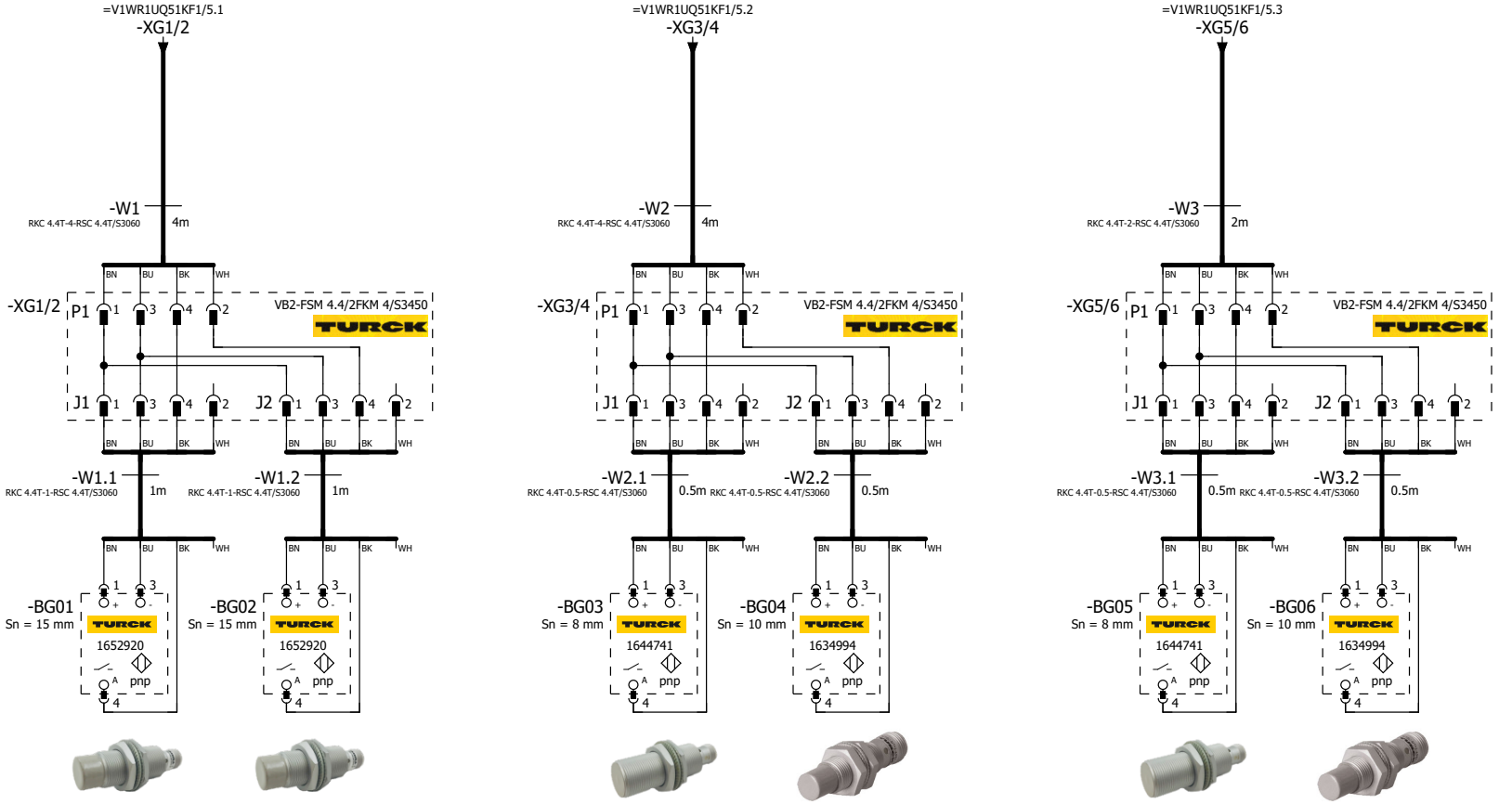

=V1WR1UQ51 -BG01 Table MTG Bracket LH	=V1WR1UQ51 -BG02 Table MTG Bracket RH	=V1WR1UQ51 -BG03 Tie Plate LH	=V1WR1UQ51 -BG04 Tie Plate LH	=V1WR1UQ51 -BG05 Tie Plate RH	=V1WR1UQ51 -BG06 Tie Plate RH

=V1WC4+.UC47/7

2

			Date	12/14/2022	Volvo Trucks North America	Valiant TMS	SENSORS	Drawing name: =2V06&EFS_EL	= V1WR1UQ51BG0
			Ed.	MKLEPADLO					+ V1WR1UQ51
			Appr		P6700 Rear Wall - Cell 2V06			Document type: EFS	Project nr: 22-16148
Modification	Date	Name	Original		Replacement of / Replaced by	Scale 1:1			Page 1 / 1460

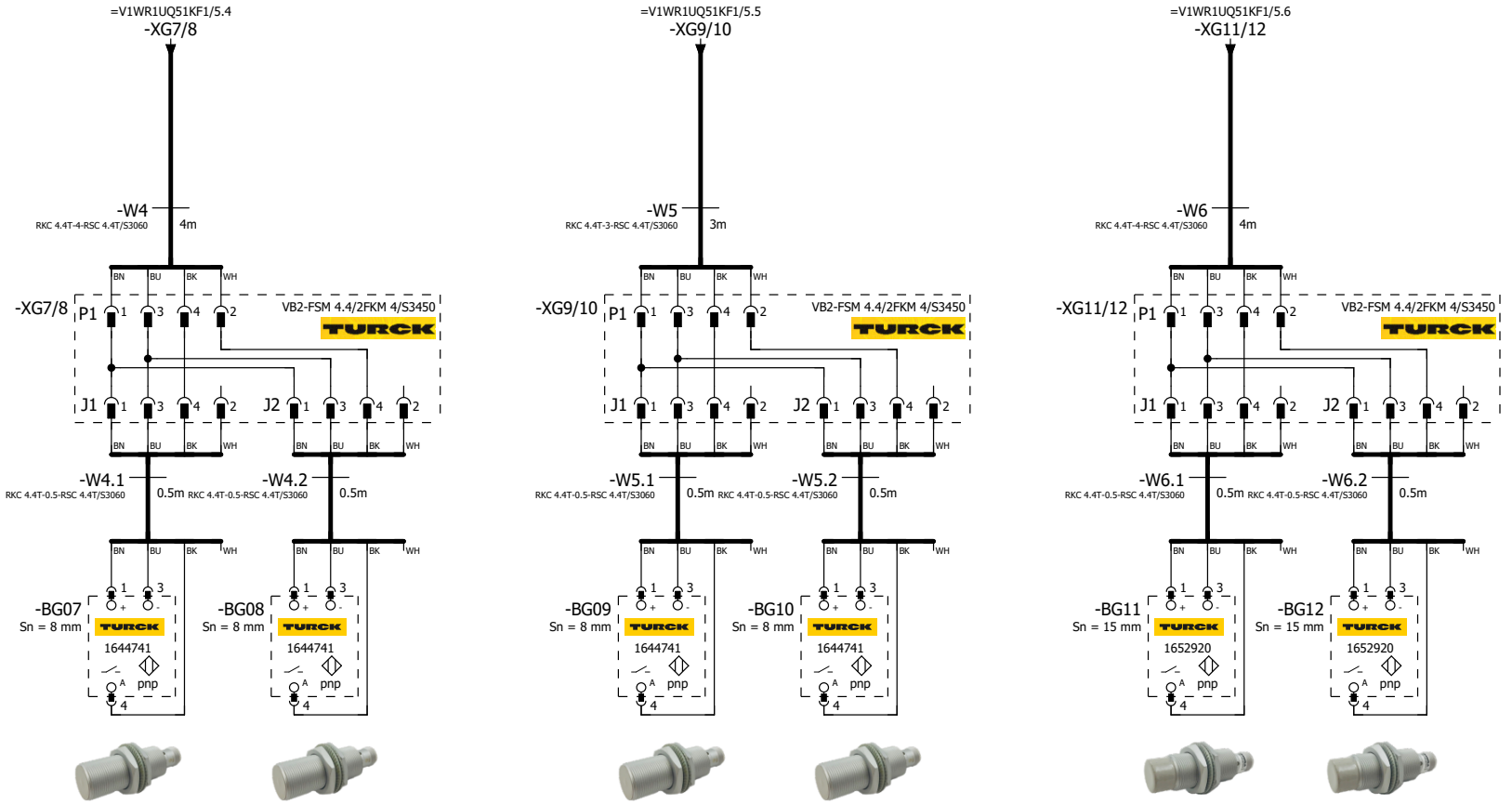

=V1WR1UQ51 -BG07 Tie Plate Top LH	=V1WR1UQ51 -BG08 Tie Plate Top LH	=V1WR1UQ51 -BG09 Tie Plate Top RH	=V1WR1UQ51 -BG10 Tie Plate Top RH	=V1WR1UQ51 -BG11 Map Pocket LH	=V1WR1UQ51 -BG12 Map Pocket LH

			Date	12/14/2022	Volvo Trucks North America	Valiant TMS	SENSORS	Drawing name: =2V06&EFS_EL / = V1WR1UQ51BG0 / + V1WR1UQ51
			Ed.	MKLEPADLO				
			Appr		P6700 Rear Wall - Cell 2V06	Scale 1:1		Document type: EFS / Project nr: 22-16148 / Page 2 / 1460
Modification	Date	Name	Original		Replacement of / Replaced by			

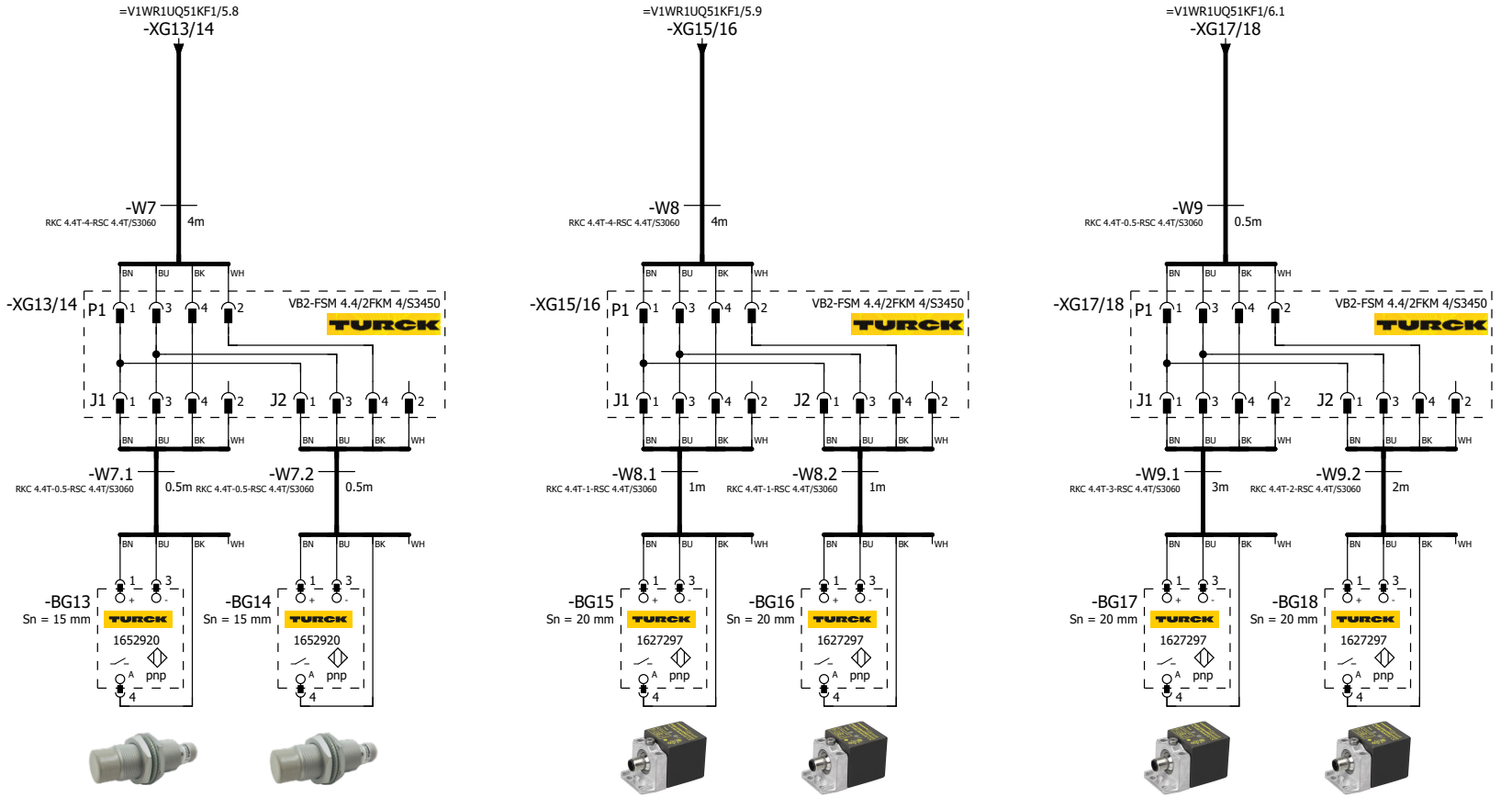

=V1WR1UQ51 -BG13 Map Pocket RH	=V1WR1UQ51 -BG14 Map Pocket RH	=V1WR1UQ51 -BG15 Rear Wall Member	=V1WR1UQ51 -BG16 Rear Wall Member	=V1WR1UQ51 -BG17 Rear Wall Member	=V1WR1UQ51 -BG18 Rear Wall Member

			Date	12/14/2022	Volvo Trucks North America	Valiant TMS	SENSORS	Drawing name: =2V06&EFS_EL	= V1WR1UQ51BG0
			Ed.	MKLEPADLO					+ V1WR1UQ51
			Appr		P6700 Rear Wall - Cell 2V06			Document type: EFS	Project nr: 22-16148
Modification	Date	Name	Original		Replacement of / Replaced by	Scale 1:1			Page 3 / 1460

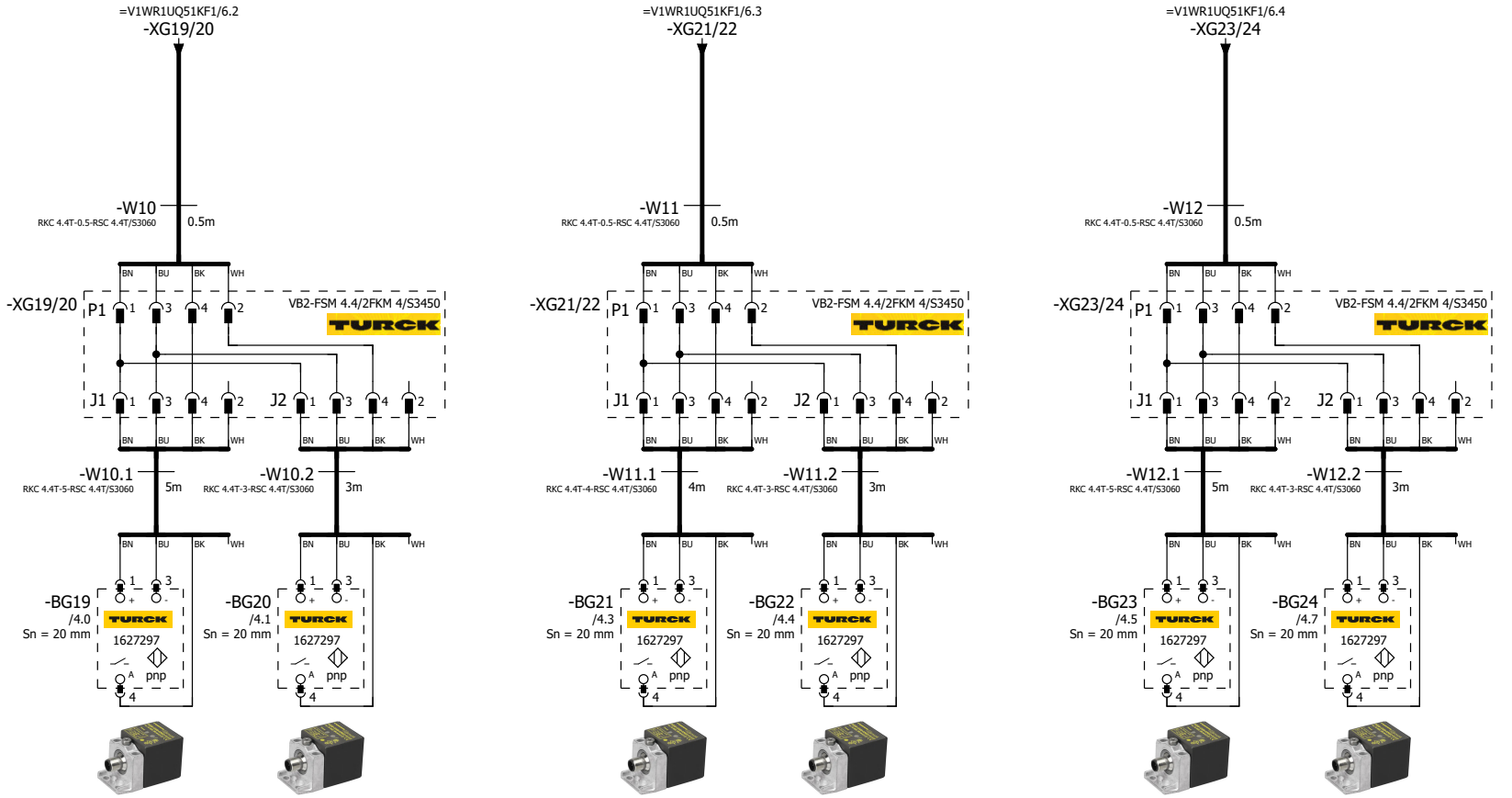

=V1WR1UQ51 -BG19 Rear Wall Member	=V1WR1UQ51 -BG20 Rear Wall Member	=V1WR1UQ51 -BG21 Vertical Member LH	=V1WR1UQ51 -BG22 Vertical Member RH	=V1WR1UQ51 -BG23 Vertical Member LH	=V1WR1UQ51 -BG24 Vertical Member RH

			Date	12/14/2022	Volvo Trucks North America	Valiant TMS	SENSORS	Drawing name: =2V06&EFS_EL	= V1WR1UQ51BG0
			Ed.	MKLEPADLO					+ V1WR1UQ51
			Appr		P6700 Rear Wall - Cell 2V06			Document type: EFS	Project nr: 22-16148
Modification	Date	Name	Original		Replacement of / Replaced by	Scale 1:1			Page 4 / 1460

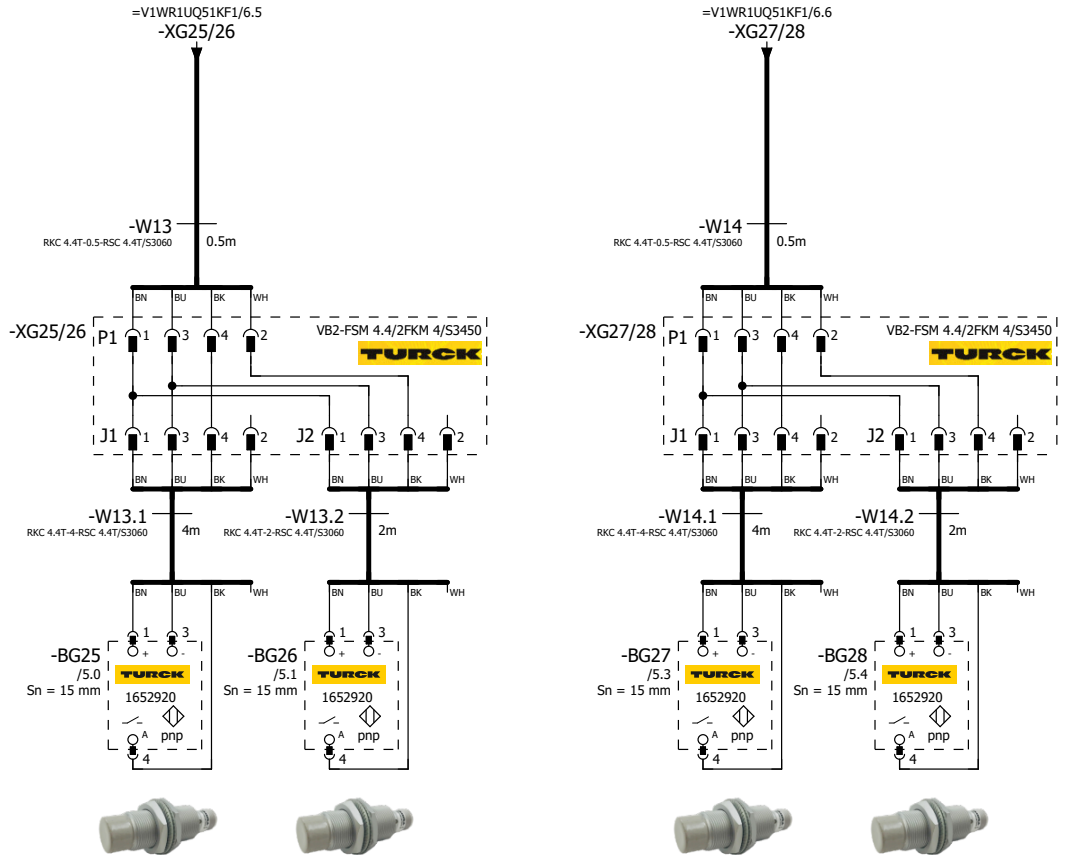

=V1WR1UQ51 -BG25 Cross Member LH	=V1WR1UQ51 -BG26 Cross Member RH	=V1WR1UQ51 -BG27 Cross Member LH	=V1WR1UQ51 -BG28 Cross Member RH

			Date	12/14/2022	Volvo Trucks North America	Valiant TMS	SENSORS	Drawing name: =2V06&EFS_EL	= V1WR1UQ51BG0
			Ed.	MKLEPADLO					+ V1WR1UQ51
			Appr		P6700 Rear Wall - Cell 2V06			Document type: EFS	Project nr: 22-16148
Modification	Date	Name	Original		Replacement of / Replaced by	Scale 1:1			Page 5 / 1460

=V1WR1UQ51WC4/1.5 / W1

=V1KF1+.UC46/102.6 / +.UC46-KF100.46-P3

-W1
TPU
RSM RKM 56-15M/S3059
15m

-KF100.46-P3
PROFINET Cable
6XV1840-3AH10
15 m

-KF1

X20 M12, 7/8" 1 2 PE 4 5
0V_VAL / OUT
0V_EL / SEN
FE
24V_EL / SEN
24V_VAL / OUT

-TP1 M12
-TP2 M12

ON
OFF
1 2 1 2

FESTO
Bus node + Interlinking block
548755 + 550208

-KF1.11
FESTO
CPX-M-AB-8-M12X2-5POL
549335

I2050.0	DI 0 X1:4	V1WR1UQ51UQ1.1-BGR	Y & Z Clamps 1 (RESET)
I2050.1	DI 1 X1:2	V1WR1UQ51UQ1.1-BGS	Y & Z Clamps 1 (SET)
I2050.2	DI 2 X2:4	V1WR1UQ51UQ1.2-BGR	Y & Z Clamps 1 (RESET)
I2050.3	DI 3 X2:2	V1WR1UQ51UQ1.2-BGS	Y & Z Clamps 1 (SET)
I2050.4	DI 4 X3:4	V1WR1UQ51UQ1.3-BGR	Y & Z Clamps 1 (RESET)
I2050.5	DI 5 X3:2	V1WR1UQ51UQ1.3-BGS	Y & Z Clamps 1 (SET)
I2050.6	DI 6 X4:4	V1WR1UQ51UQ1.4-BGR	Y & Z Clamps 1 (RESET)
I2050.7	DI 7 X4:2	V1WR1UQ51UQ1.4-BGS	Y & Z Clamps 1 (SET)
I2051.0	DI 8 X5:4	V1WR1UQ51UQ2.1-BGR	Y & Z Clamps 2 (RESET)
I2051.1	DI 9 X5:2	V1WR1UQ51UQ2.1-BGS	Y & Z Clamps 2 (SET)
I2051.2	DI 10 X6:4	V1WR1UQ51UQ2.2-BGR	Y & Z Clamps 2 (RESET)
I2051.3	DI 11 X6:2	V1WR1UQ51UQ2.2-BGS	Y & Z Clamps 2 (SET)
I2051.4	DI 12 X7:4	V1WR1UQ51UQ2.3-BGR	Y & Z Clamps 2 (RESET)
I2051.5	DI 13 X7:2	V1WR1UQ51UQ2.3-BGS	Y & Z Clamps 2 (SET)
I2051.6	DI 14 X8:4	V1WR1UQ51UQ2.4-BGR	Y & Z Clamps 2 (RESET)
I2051.7	DI 15 X8:2	V1WR1UQ51UQ2.4-BGS	Y & Z Clamps 2 (SET)

X1 24V DI 1 0V DI 0 FE — BN WH BU BK
X2 24V DI 3 0V DI 2 FE — BN WH BU BK
X3 24V DI 5 0V DI 4 FE — BN WH BU BK
X4 24V DI 7 0V DI 6 FE — BN WH BU BK
X5 24V DI 9 0V DI 8 FE — BN WH BU BK
X6 24V DI 11 0V DI 10 FE — BN WH BU BK
X7 24V DI 13 0V DI 12 FE — BN WH BU BK
X8 24V DI 15 0V DI 14 FE — BN WH BU BK

+.WR1UQ51UQ1.1-W1 =V1WR1UQ51UQ1+.WR1UQ51UQ1/1.1
+.WR1UQ51UQ1.2-W1 =V1WR1UQ51UQ1+.WR1UQ51UQ1/1.2
+.WR1UQ51UQ1.3-W1 =V1WR1UQ51UQ1+.WR1UQ51UQ1/1.4
+.WR1UQ51UQ1.4-W1 =V1WR1UQ51UQ1+.WR1UQ51UQ1/1.5
+.WR1UQ51UQ2.1-W1 =V1WR1UQ51UQ2+.WR1UQ51UQ2/1.1
+.WR1UQ51UQ2.2-W1 =V1WR1UQ51UQ2+.WR1UQ51UQ2/1.2
+.WR1UQ51UQ2.3-W1 =V1WR1UQ51UQ2+.WR1UQ51UQ2/1.4
+.WR1UQ51UQ2.4-W1 =V1WR1UQ51UQ2+.WR1UQ51UQ2/1.5

=V1WR1UQ51BG0/5

2

			Date	12/14/2022	Volvo Trucks North America		Valiant TMS	CONNECTING MOD. FOR VTSA MANIFOLD	Drawing name: =2V06&EFS_EL	= V1WR1UQ51KF1	
			Ed.	MKLEPADLO						+ V1WR1UQ51	
			Appr		P6700 Rear Wall - Cell 2V06				Document type: EFS	Project nr: 22-16148	Page 1
Modification	Date	Name	Original		Replacement of	Replaced by	Scale 1:1				1460

-KF1.12

FESTO

CPX-M-AB-8-M12X2-5POL

549335

I2052.0	DI 0 X1:4	V1WR1UQ51UQ3.1-BGR	X Clamps 3 (RESET)
I2052.1	DI 1 X1:2	V1WR1UQ51UQ3.1-BGS	X Clamps 3 (SET)
I2052.2	DI 2 X2:4	V1WR1UQ51UQ3.2-BGR	X Clamps 3 (RESET)
I2052.3	DI 3 X2:2	V1WR1UQ51UQ3.2-BGS	X Clamps 3 (SET)
I2052.4	DI 4 X3:4	V1WR1UQ51UQ3.3-BGR	X Clamps 3 (RESET)
I2052.5	DI 5 X3:2	V1WR1UQ51UQ3.3-BGS	X Clamps 3 (SET)
I2052.6	DI 6 X4:4	V1WR1UQ51UQ3.4-BGR	X Clamps 3 (RESET)
I2052.7	DI 7 X4:2	V1WR1UQ51UQ3.4-BGS	X Clamps 3 (SET)
I2053.0	DI 8 X5:4	V1WR1UQ51UQ3.5-BGR	X Clamps 3 (RESET)
I2053.1	DI 9 X5:2	V1WR1UQ51UQ3.5-BGS	X Clamps 3 (SET)
I2053.2	DI 10 X6:4	V1WR1UQ51UQ3.6-BGR	X Clamps 3 (RESET)
I2053.3	DI 11 X6:2	V1WR1UQ51UQ3.6-BGS	X Clamps 3 (SET)
I2053.4	DI 12 X7:4	V1WR1UQ51UQ4.1-BGR	X Clamps 4 (RESET)
I2053.5	DI 13 X7:2	V1WR1UQ51UQ4.1-BGS	X Clamps 4 (SET)
I2053.6	DI 14 X8:4	V1WR1UQ51UQ4.2-BGR	X Clamps 4 (RESET)
I2053.7	DI 15 X8:2	V1WR1UQ51UQ4.2-BGS	X Clamps 4 (SET)

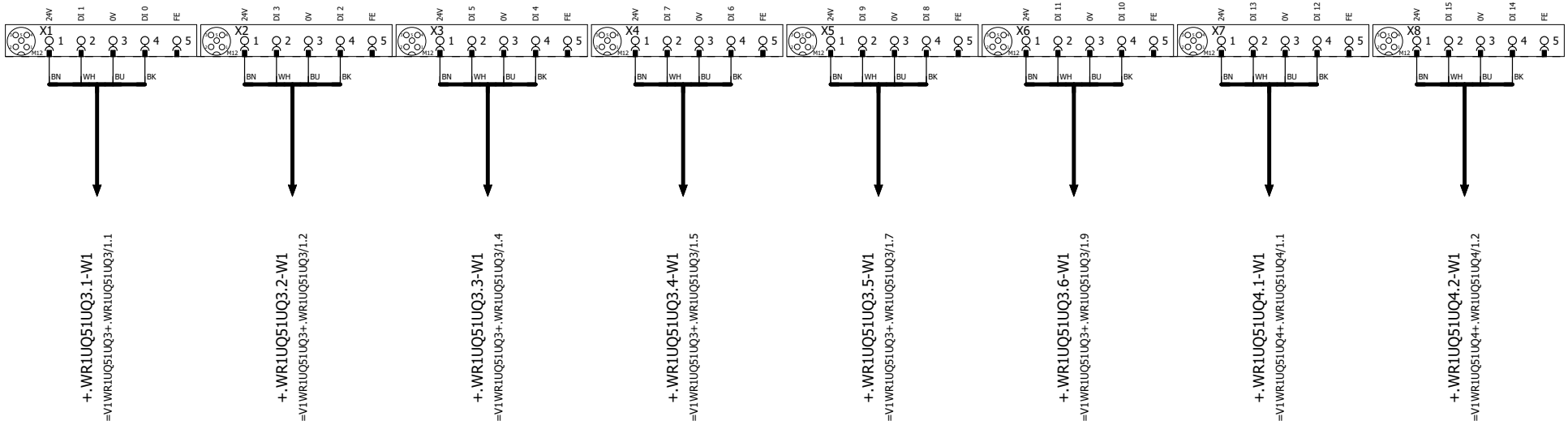

			Date	12/14/2022	Volvo Trucks North America	Valiant TMS	I/O MOD. DI16 (8 x M12) FOR VTSA-F	Drawing name: =2V06&EFS_EL	= V1WR1UQ51KF1
			Ed.	MKLEPADLO					+ V1WR1UQ51
			Appr		P6700 Rear Wall - Cell 2V06	Scale 1:1		Document type: EFS	Project nr: 22-16148
Modification	Date	Name	Original		Replacement of / Replaced by				Page 2 / 1460

-KF1.13

FESTO

CPX-M-AB-8-M12X2-5POL

549335

I2054.0	DI 0 X1:4	V1WR1UQ51UQ4.3-BGR X Clamps 4 (RESET)
I2054.1	DI 1 X1:2	V1WR1UQ51UQ4.3-BGS X Clamps 4 (SET)
I2054.2	DI 2 X2:4	V1WR1UQ51UQ4.4-BGR X Clamps 4 (RESET)
I2054.3	DI 3 X2:2	V1WR1UQ51UQ4.4-BGS X Clamps 4 (SET)
I2054.4	DI 4 X3:4	V1WR1UQ51UQ5.1-BGR X Clamps 5 (RESET)
I2054.5	DI 5 X3:2	V1WR1UQ51UQ5.1-BGS X Clamps 5 (SET)
I2054.6	DI 6 X4:4	V1WR1UQ51UQ5.2-BGR X Clamps 5 (RESET)
I2054.7	DI 7 X4:2	V1WR1UQ51UQ5.2-BGS X Clamps 5 (SET)
I2055.0	DI 8 X5:4	V1WR1UQ51UQ5.3-BGR X Clamps 5 (RESET)
I2055.1	DI 9 X5:2	V1WR1UQ51UQ5.3-BGS X Clamps 5 (SET)
I2055.2	DI 10 X6:4	V1WR1UQ51UQ5.4-BGR X Clamps 5 (RESET)
I2055.3	DI 11 X6:2	V1WR1UQ51UQ5.4-BGS X Clamps 5 (SET)
I2055.4	DI 12 X7:4	V1WR1UQ51UQ5.5-BGR X Clamps 5 (RESET)
I2055.5	DI 13 X7:2	V1WR1UQ51UQ5.5-BGS X Clamps 5 (SET)
I2055.6	DI 14 X8:4	V1WR1UQ51UQ5.6-BGR X Clamps 5 (RESET)
I2055.7	DI 15 X8:2	V1WR1UQ51UQ5.6-BGS X Clamps 5 (SET)

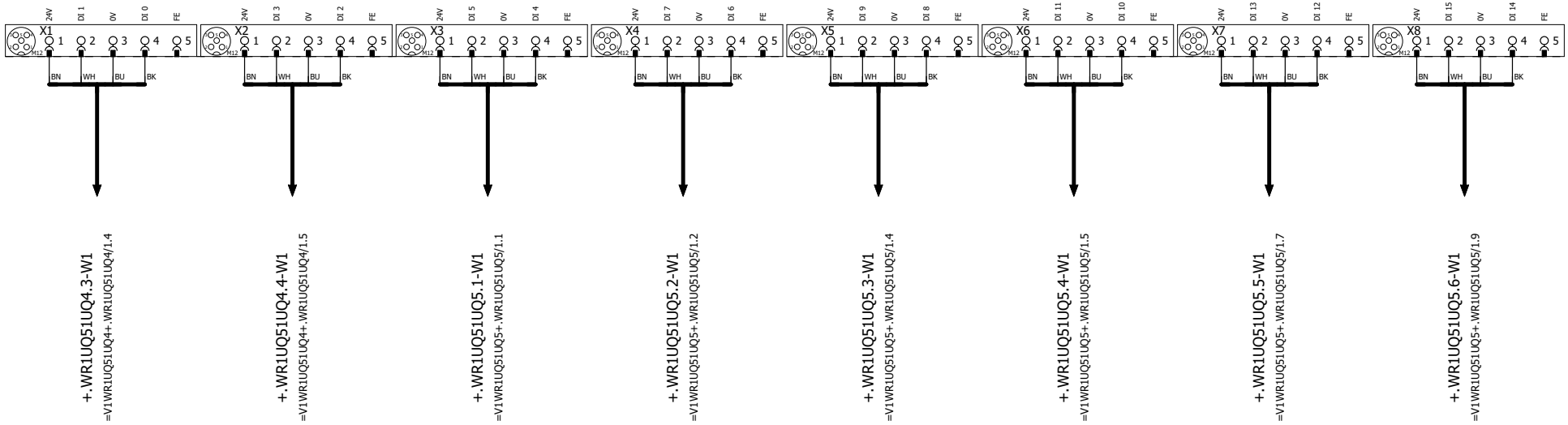

			Date	12/14/2022	Volvo Trucks North America	Valiant TMS	I/O MOD. DI16 (8 x M12) FOR VTSA-F	Drawing name: =2V06&EFS_EL	= V1WR1UQ51KF1	
			Ed.	MKLEPADLO					+ V1WR1UQ51	
			Appr		P6700 Rear Wall - Cell 2V06			Document type: EFS	Project nr: 22-16148	Page 3
Modification	Date	Name	Original		Replacement of / Replaced by	Scale 1:1				1460

-KF1.14

FESTO

CPX-M-AB-8-M12X2-5POL

549335

I2056.0	DI 0 X1:4	V1WR1UQ51UQ6.1-BGR	X Clamps 6 (RESET)
I2056.1	DI 1 X1:2	V1WR1UQ51UQ6.1-BGS	X Clamps 6 (SET)
I2056.2	DI 2 X2:4	V1WR1UQ51UQ6.2-BGR	X Clamps 6 (RESET)
I2056.3	DI 3 X2:2	V1WR1UQ51UQ6.2-BGS	X Clamps 6 (SET)
I2056.4	DI 4 X3:4	V1WR1UQ51UQ6.3-BGR	X Clamps 6 (RESET)
I2056.5	DI 5 X3:2	V1WR1UQ51UQ6.3-BGS	X Clamps 6 (SET)
I2056.6	DI 6 X4:4	V1WR1UQ51UQ6.4-BGR	X Clamps 6 (RESET)
I2056.7	DI 7 X4:2	V1WR1UQ51UQ6.4-BGS	X Clamps 6 (SET)
I2057.0	DI 8 X5:4	I2007.0	Spare
I2057.1	DI 9 X5:2	I2007.1	Spare
I2057.2	DI 10 X6:4	I2007.2	Spare
I2057.3	DI 11 X6:2	I2007.3	Spare
I2057.4	DI 12 X7:4	I2007.4	Spare
I2057.5	DI 13 X7:2	I2007.5	Spare
I2057.6	DI 14 X8:4	I2007.6	Spare
I2057.7	DI 15 X8:2	I2007.7	Spare

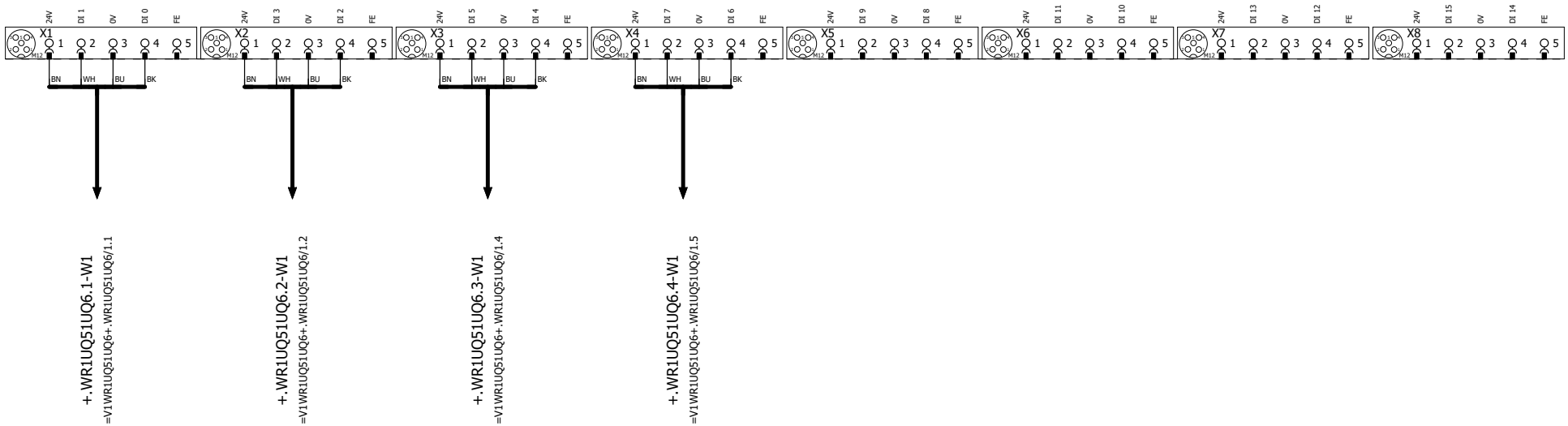

			Date	12/14/2022	Volvo Trucks North America	Valiant TMS	I/O MOD. DI16 (8 x M12) FOR VTSA-F	Drawing name: =2V06&EFS_EL	= V1WR1UQ51KF1	
			Ed.	MKLEPADLO					+ V1WR1UQ51	
			Appr		P6700 Rear Wall - Cell 2V06	Scale 1:1		Document type: EFS	Project nr: 22-16148	Page 4
Modification	Date	Name	Original		Replacement of	Replaced by				1460

I2058.0	DI 0 X1:4	V1WR1UQ51-BG01 Table MTG Bracket LH
I2058.1	DI 1 X1:2	V1WR1UQ51-BG02 Table MTG Bracket RH
I2058.2	DI 2 X2:4	V1WR1UQ51-BG03 Tie Plate LH
I2058.3	DI 3 X2:2	V1WR1UQ51-BG04 Tie Plate LH
I2058.4	DI 4 X3:4	V1WR1UQ51-BG05 Tie Plate RH
I2058.5	DI 5 X3:2	V1WR1UQ51-BG06 Tie Plate RH
I2058.6	DI 6 X4:4	V1WR1UQ51-BG07 Tie Plate Top LH
I2058.7	DI 7 X4:2	V1WR1UQ51-BG08 Tie Plate Top LH
I2059.0	DI 8 X5:4	V1WR1UQ51-BG09 Tie Plate Top RH
I2059.1	DI 9 X5:2	V1WR1UQ51-BG10 Tie Plate Top RH
I2059.2	DI 10 X6:4	V1WR1UQ51-BG11 Map Pocket LH
I2059.3	DI 11 X6:2	V1WR1UQ51-BG12 Map Pocket LH
I2059.4	DI 12 X7:4	V1WR1UQ51-BG13 Map Pocket RH
I2059.5	DI 13 X7:2	V1WR1UQ51-BG14 Map Pocket RH
I2059.6	DI 14 X8:4	V1WR1UQ51-BG15 Rear Wall Member
I2059.7	DI 15 X8:2	V1WR1UQ51-BG16 Rear Wall Member

-KF1.15

FESTO
CPX-M-AB-8-M12X2-5POL
549335

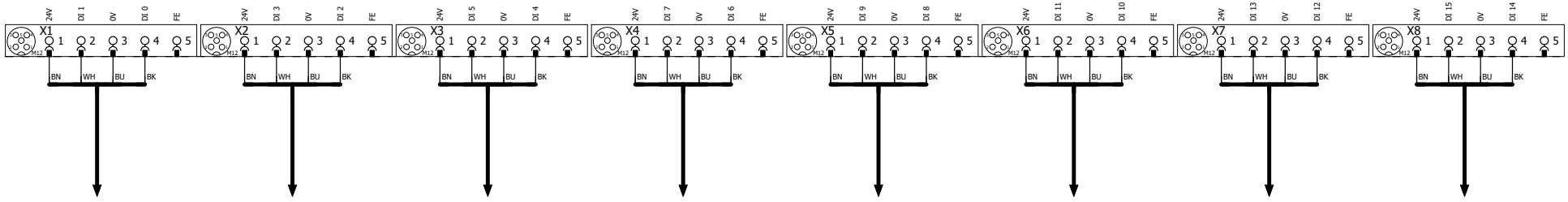

-XG1/2
=V1WR1UQ51BG0/1.1

-XG3/4
=V1WR1UQ51BG0/1.4

-XG5/6
=V1WR1UQ51BG0/1.6

-XG7/8
=V1WR1UQ51BG0/2.1

-XG9/10
=V1WR1UQ51BG0/2.4

-XG11/12
=V1WR1UQ51BG0/2.6

-XG13/14
=V1WR1UQ51BG0/3.1

-XG15/16
=V1WR1UQ51BG0/3.4

			Date	12/14/2022	Volvo Trucks North America		Valiant TMS	I/O MOD. DI16 (8 x M12) FOR VTSA-F	Drawing name: =2V06&EFS_EL	= V1WR1UQ51KF1	
			Ed.	MKLEPADLO						+ V1WR1UQ51	
			Appr		P6700 Rear Wall - Cell 2V06				Document type: EFS	Project nr: 22-16148	Page 5
Modification	Date	Name	Original		Replacement of	Replaced by	Scale 1:1				1460

-KF1.16

FESTO

CPX-M-AB-8-M12X2-5POL
549335

I2060.0	DI 0 X1:4	V1WR1UQ51-BG17	Rear Wall Member
I2060.1	DI 1 X1:2	V1WR1UQ51-BG18	Rear Wall Member
I2060.2	DI 2 X2:4	V1WR1UQ51-BG19	Rear Wall Member
I2060.3	DI 3 X2:2	V1WR1UQ51-BG20	Rear Wall Member
I2060.4	DI 4 X3:4	V1WR1UQ51-BG21	Vertical Member LH
I2060.5	DI 5 X3:2	V1WR1UQ51-BG22	Vertical Member RH
I2060.6	DI 6 X4:4	V1WR1UQ51-BG23	Vertical Member LH
I2060.7	DI 7 X4:2	V1WR1UQ51-BG24	Vertical Member RH
I2061.0	DI 8 X5:4	V1WR1UQ51-BG25	Cross Member LH
I2061.1	DI 9 X5:2	V1WR1UQ51-BG26	Cross Member RH
I2061.2	DI 10 X6:4	V1WR1UQ51-BG27	Cross Member LH
I2061.3	DI 11 X6:2	V1WR1UQ51-BG28	Cross Member RH
I2061.4	DI 12 X7:4	I2011.4	SPARE
I2061.5	DI 13 X7:2	I2011.5	SPARE
I2061.6	DI 14 X8:4	I2011.6	SPARE
I2061.7	DI 15 X8:2	I2011.7	SPARE

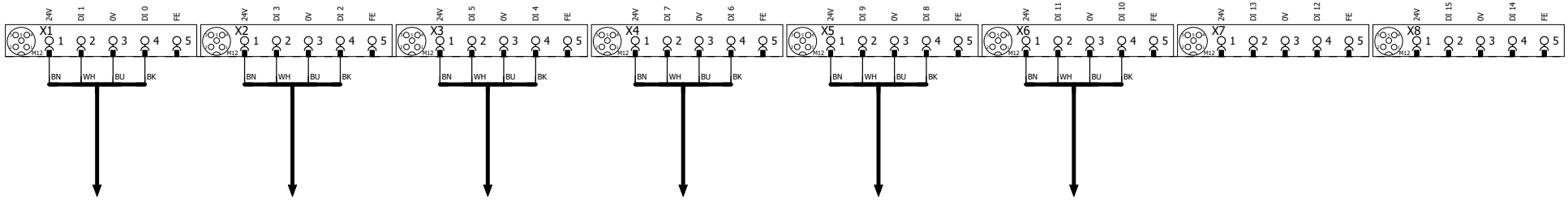

-XG17/18 =V1WR1UQ51BG0/3.6

-XG19/20 =V1WR1UQ51BG0/4.1

-XG21/22 =V1WR1UQ51BG0/4.4

-XG23/24 =V1WR1UQ51BG0/4.6

-XG25/26 =V1WR1UQ51BG0/5.1

-XG27/28 =V1WR1UQ51BG0/5.4

			Date	12/14/2022	Volvo Trucks North America		Valiant TMS	I/O MOD. DI16 (8 x M12) FOR VTSA-F	Drawing name: =2V06&EFS_EL	= V1WR1UQ51KF1	
			Ed.	MKLEPADLO						+ V1WR1UQ51	
			Appr		P6700 Rear Wall - Cell 2V06		Scale 1:1		Document type: EFS	Project nr: 22-16148	Page 6
Modification	Date	Name	Original		Replacement of	Replaced by					1460

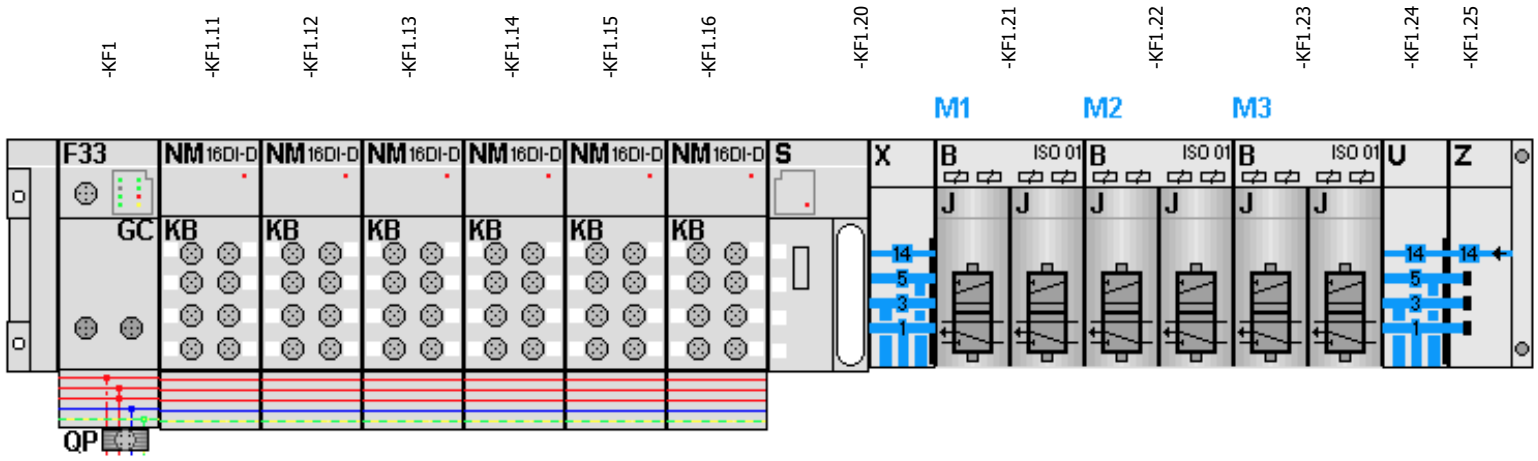

-KF1.21
=V1WR1UQ51UQ1+.WR1UQ51UQ1/1.3
=V1WR1UQ51UQ2+.WR1UQ51UQ2/1.3

FESTO

=V1WR1UQ51UQ1+.WR1UQ51UQ1/1.4	Q2050.0	DO 0 1.1	-QN1.1_Q	Y & Z Clamp 1 (RST)
=V1WR1UQ51UQ1+.WR1UQ51UQ1/1.4	Q2050.1	DO 1 1.2	-QN1.2_Q	Y & Z Clamp 1 (SET)
=V1WR1UQ51UQ2+.WR1UQ51UQ2/1.4	Q2050.2	DO 2 2.1	-QN2.1_Q	Y & Z Clamp 2 (RST)
=V1WR1UQ51UQ2+.WR1UQ51UQ2/1.4	Q2050.3	DO 3 2.2	-QN2.2_Q	Y & Z Clamp 2 (SET)

-KF1.22
=V1WR1UQ51UQ3+.WR1UQ51UQ3/1.3
=V1WR1UQ51UQ4+.WR1UQ51UQ4/1.3

FESTO

=V1WR1UQ51UQ3+.WR1UQ51UQ3/1.4	Q2050.4	DO 0 1.1	-QN3.1_Q	X Clamp 3 (RST)
=V1WR1UQ51UQ3+.WR1UQ51UQ3/1.4	Q2050.5	DO 1 1.2	-QN3.2_Q	X Clamp 3 (SET)
=V1WR1UQ51UQ4+.WR1UQ51UQ4/1.4	Q2050.6	DO 2 2.1	-QN4.1_Q	X Clamp 4 (RST)
=V1WR1UQ51UQ4+.WR1UQ51UQ4/1.4	Q2050.7	DO 3 2.2	-QN4.2_Q	X Clamp 4 (SET)

-KF1.23
=V1WR1UQ51UQ5+.WR1UQ51UQ5/1.3
=V1WR1UQ51UQ6+.WR1UQ51UQ6/1.3

FESTO

=V1WR1UQ51UQ5+.WR1UQ51UQ5/1.4	Q2051.0	DO 0 1.1	-QN5.1_Q	X Clamp 5 (RST)
=V1WR1UQ51UQ5+.WR1UQ51UQ5/1.4	Q2051.1	DO 1 1.2	-QN5.2_Q	X Clamp 5 (SET)
=V1WR1UQ51UQ6+.WR1UQ51UQ6/1.4	Q2051.2	DO 2 2.1	-QN6.1_Q	X Clamp 6 (RST)
=V1WR1UQ51UQ6+.WR1UQ51UQ6/1.4	Q2051.3	DO 3 2.2	-QN6.2_Q	X Clamp 6 (SET)

=V1WR1UQ51UQ1+.WR1UQ51UQ1/1

			Date	12/14/2022	Volvo Trucks North America	Valiant TMS	CONNECTING MOD. FOR FESTO DQ	Drawing name: =2V06&EFS_EL	= V1WR1UQ51KF1
			Ed.	MKLEPADLO					+ V1WR1UQ51
			Appr		P6700 Rear Wall - Cell 2V06	Scale 1:1		Document type: EFS	Project nr: 22-16148
Modification	Date	Name	Original		Replacement of / Replaced by				Page 7 / 1460

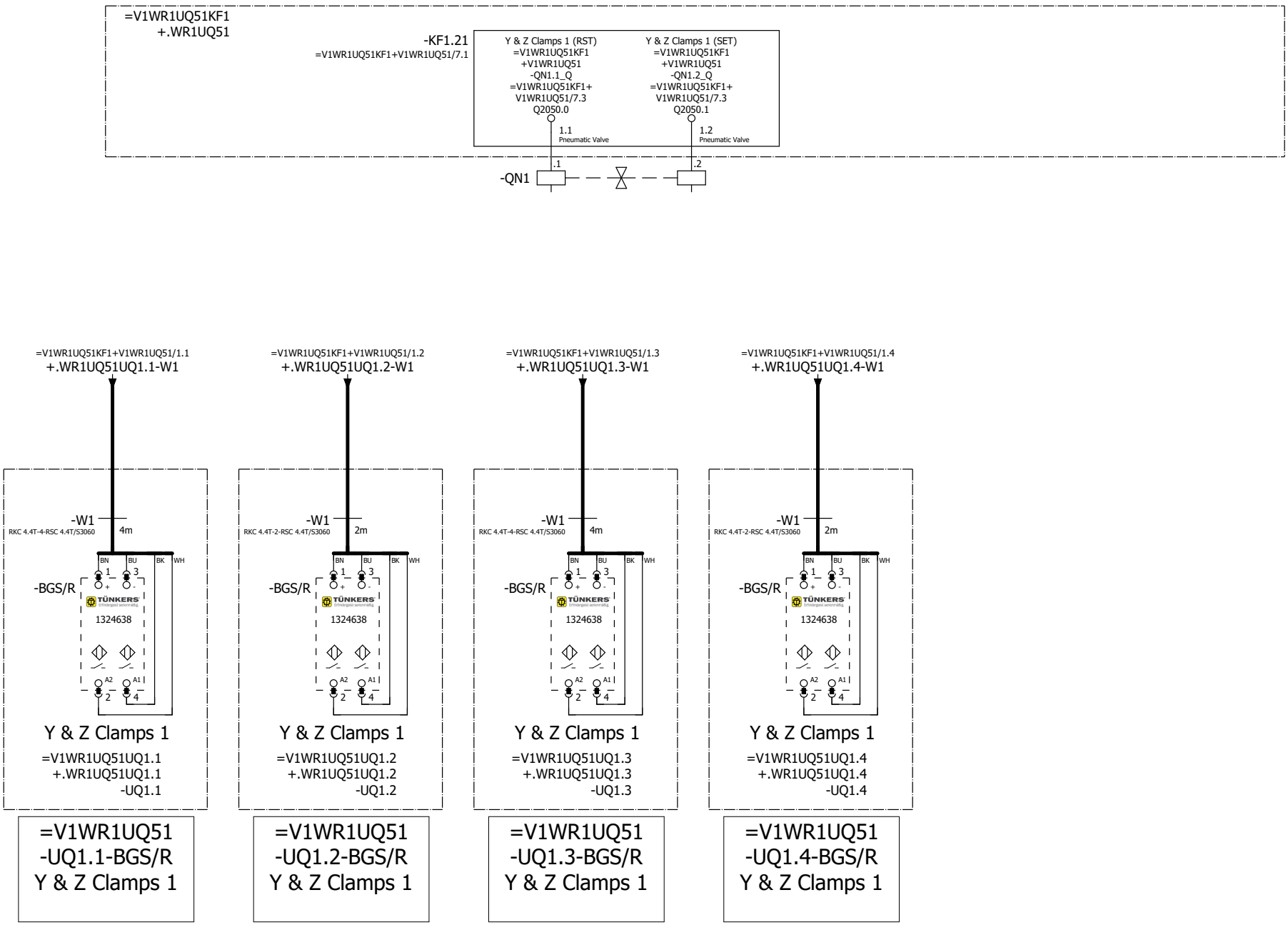

			Date	12/14/2022	Volvo Trucks North America	Valiant TMS	FESTO DQ CONNECTION QN1	Drawing name: =2V06&EFS_EL	= V1WR1UQ51UQ1 + V1WR1UQ51UQ1
			Ed.	MKLEPADLO	P6700 Rear Wall - Cell 2V06				
			Appr					Document type: EFS	Project nr: 22-16148
Modification	Date	Name	Original		Replacement of / Replaced by	Scale 1:1			Page 1 / 1460

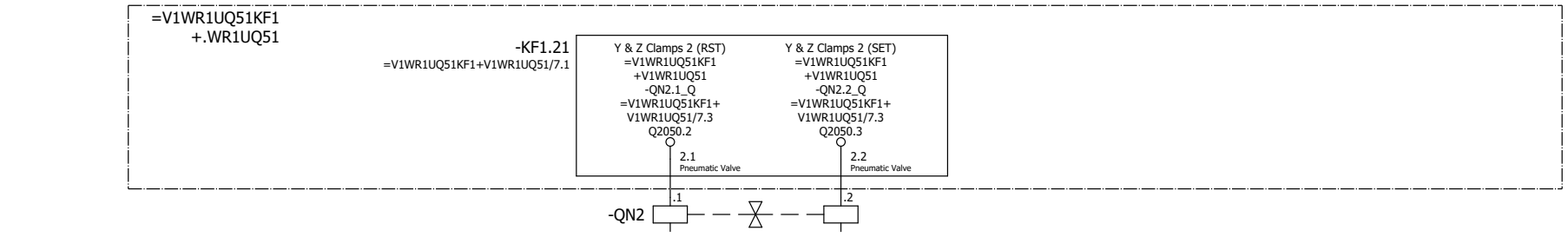

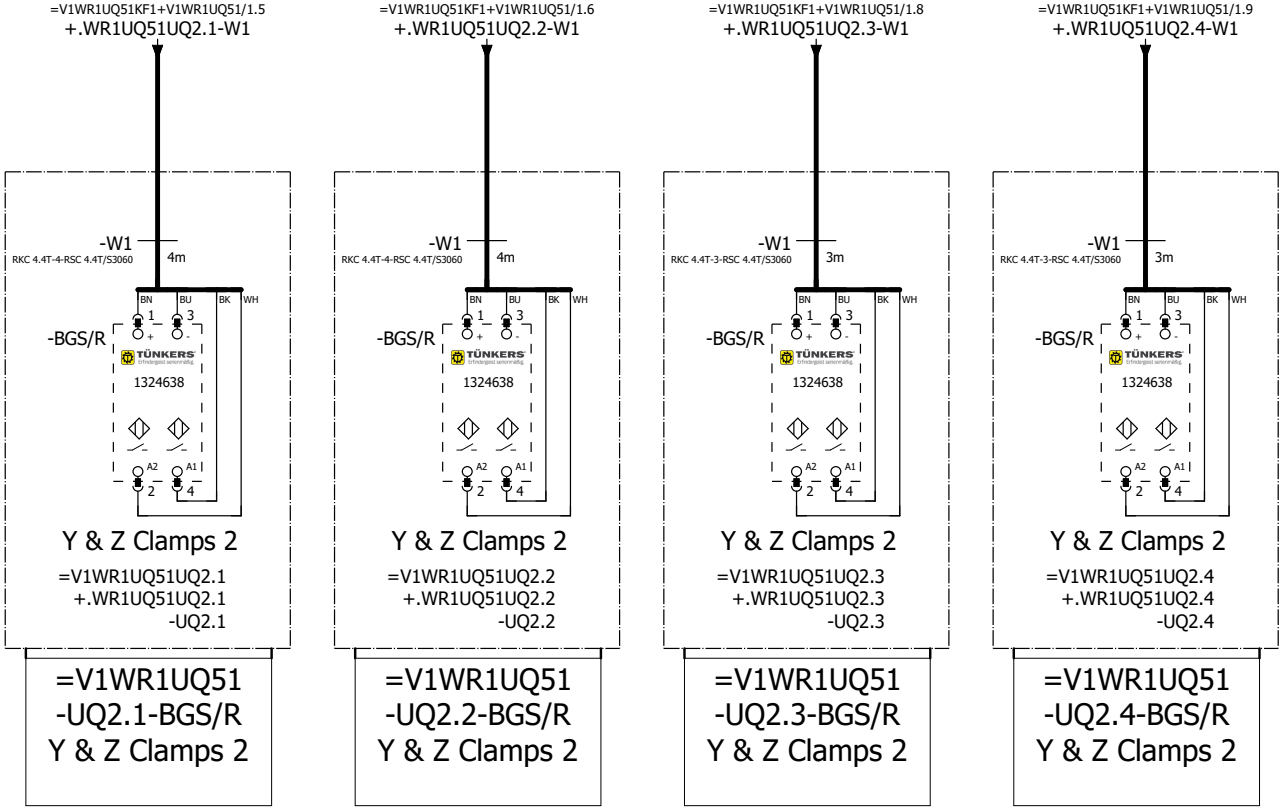

=V1WR1UQ51UQ1+.WR1UQ51UQ1/1

=V1WR1UQ51UQ3+.WR1UQ51UQ3/1

			Date	12/14/2022	Volvo Trucks North America	Valiant TMS	FESTO DQ CONNECTION QN2	Drawing name: =2V06&EFS_EL	= V1WR1UQ51UQ2
			Ed.	MKLEPADLO					+ V1WR1UQ51UQ2
			Appr		P6700 Rear Wall - Cell 2V06			Document type: EFS	Project nr: 22-16148
Modification	Date	Name	Original		Replacement of	Replaced by	Scale 1:1		Page 1 / 1460

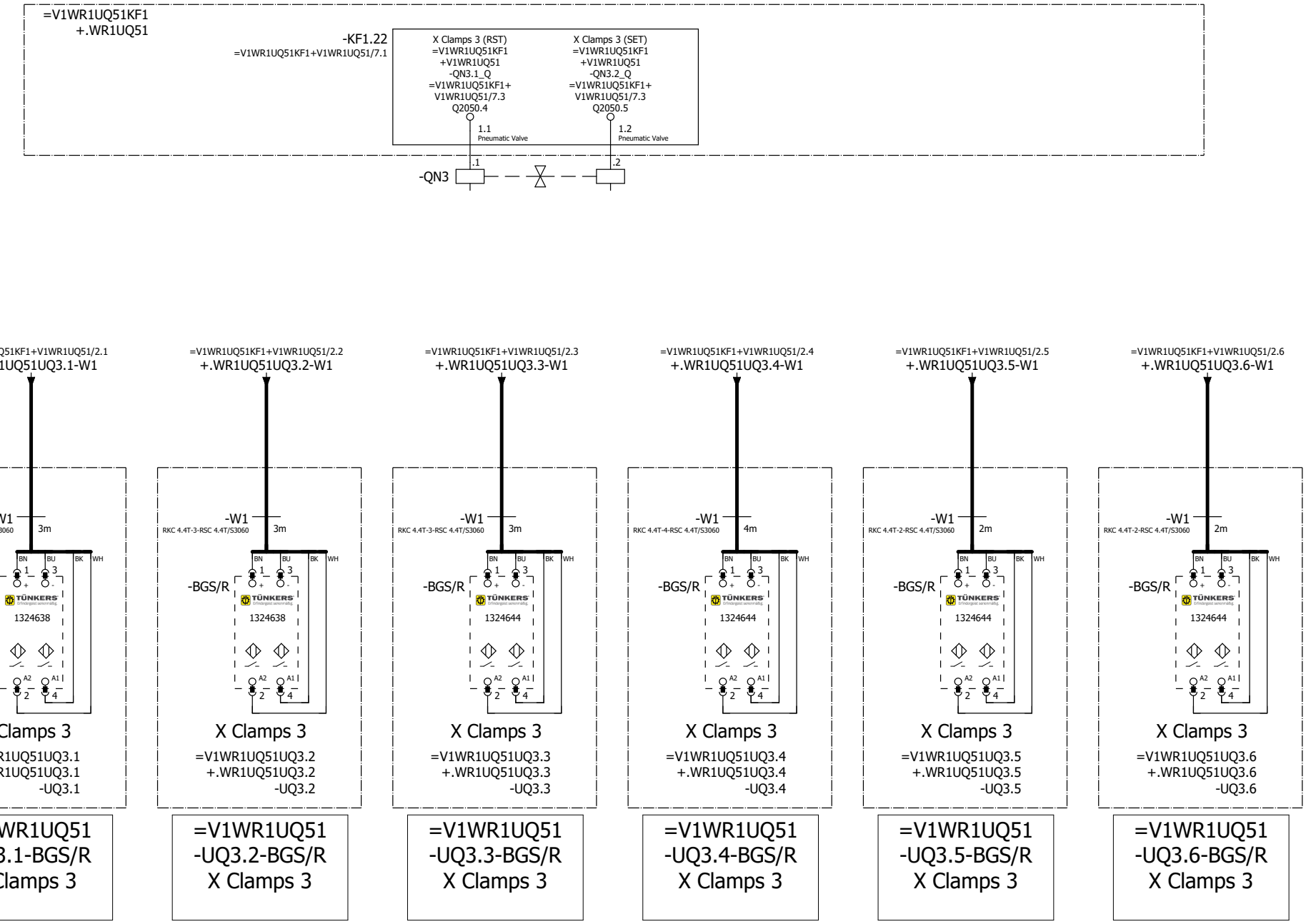

			Date	12/14/2022	Volvo Trucks North America		Valiant TMS	FESTO DQ CONNECTION QN3	Drawing name: =2V06&EFS_EL	= V1WR1UQ51UQ3	
			Ed.	MKLEPADLO						+ V1WR1UQ51UQ3	
			Appr		P6700 Rear Wall - Cell 2V06				Document type: EFS	Project nr: 22-16148	Page 1
Modification	Date	Name	Original		Replacement of	Replaced by	Scale 1:1				1460

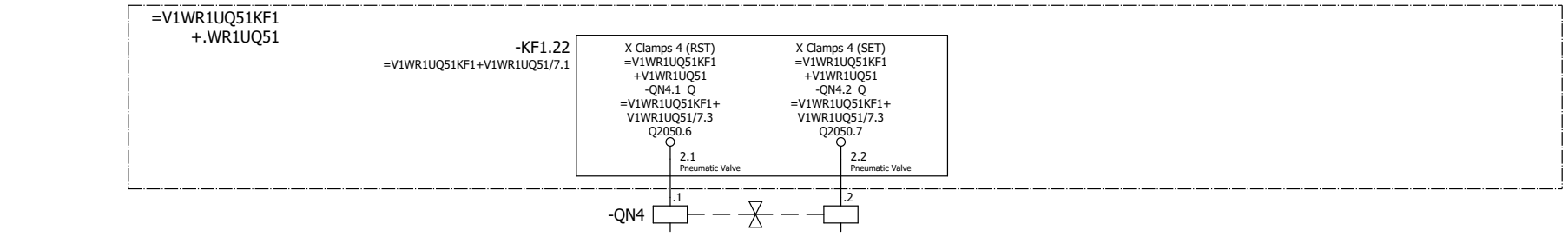

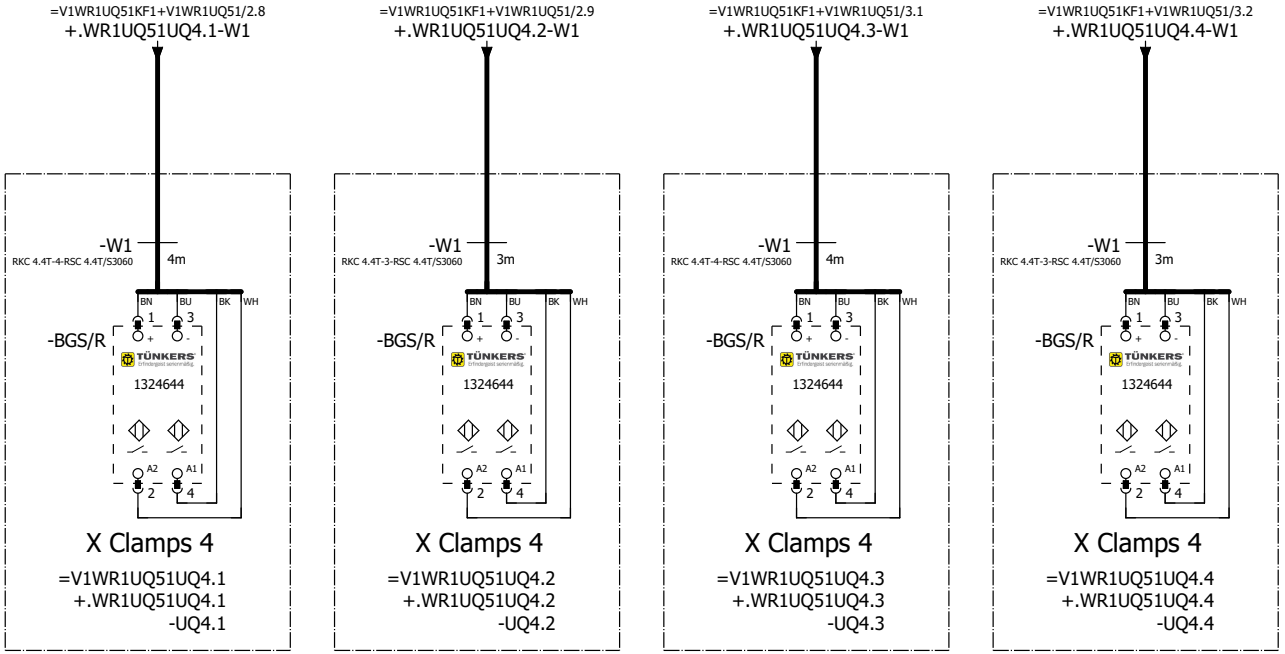

=V1WR1UQ51
-UQ4.1-BGS/R
X Clamps 4

=V1WR1UQ51
-UQ4.2-BGS/R
X Clamps 4

=V1WR1UQ51
-UQ4.3-BGS/R
X Clamps 4

=V1WR1UQ51
-UQ4.4-BGS/R
X Clamps 4

=V1WR1UQ51UQ3+.WR1UQ51UQ3/1

=V1WR1UQ51UQ5+.WR1UQ51UQ5/1

			Date	12/14/2022	Volvo Trucks North America		Valiant TMS	FESTO DQ CONNECTION QN4	Drawing name: =2V06&EFS_EL	= V1WR1UQ51UQ4
			Ed.	MKLEPADLO						+ V1WR1UQ51UQ4
			Appr		P6700 Rear Wall - Cell 2V06				Document type: EFS	Project nr: 22-16148
Modification	Date	Name	Original		Replacement of	Replaced by	Scale 1:1			Page 1 / 1460

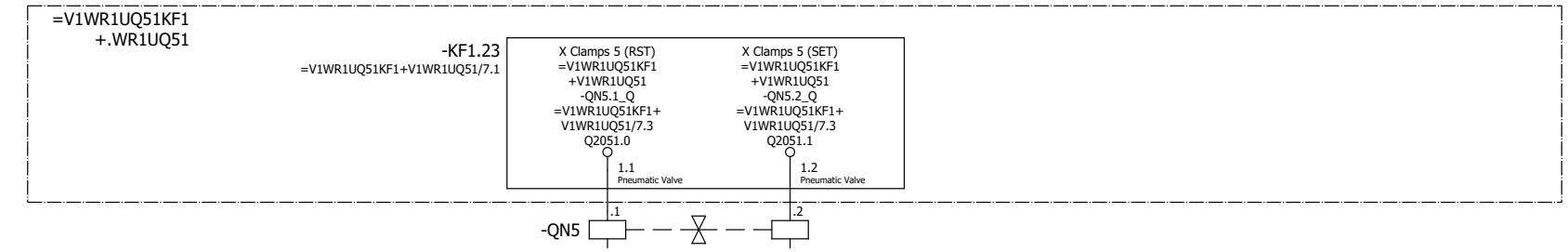

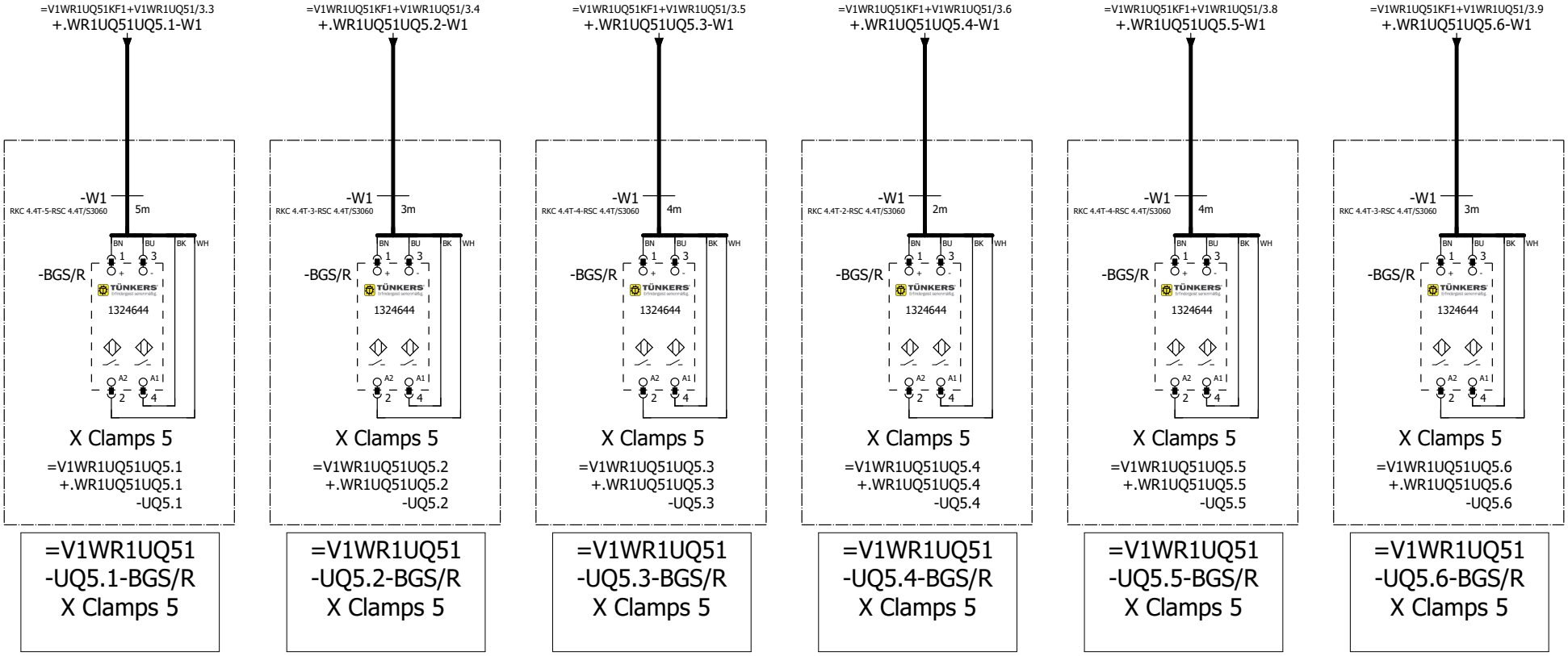

=V1WR1UQ51 -UQ5.1-BGS/R X Clamps 5	=V1WR1UQ51 -UQ5.2-BGS/R X Clamps 5	=V1WR1UQ51 -UQ5.3-BGS/R X Clamps 5	=V1WR1UQ51 -UQ5.4-BGS/R X Clamps 5
=V1WR1UQ51 -UQ5.5-BGS/R X Clamps 5	=V1WR1UQ51 -UQ5.6-BGS/R X Clamps 5		

=V1WR1UQ51UQ4+.WR1UQ51UQ4/1

=V1WR1UQ51UQ6+.WR1UQ51UQ6/1

			Date	12/14/2022	Volvo Trucks North America		Valiant TMS	FESTO DQ CONNECTION QN5	Drawing name: =2V06&EFS_EL	= V1WR1UQ51UQ5
			Ed.	MKLEPADLO						+ V1WR1UQ51UQ5
			Appr		P6700 Rear Wall - Cell 2V06				Document type: EFS	Project nr: 22-16148
Modification	Date	Name	Original		Replacement of	Replaced by	Scale 1:1			Page 1 / 1460

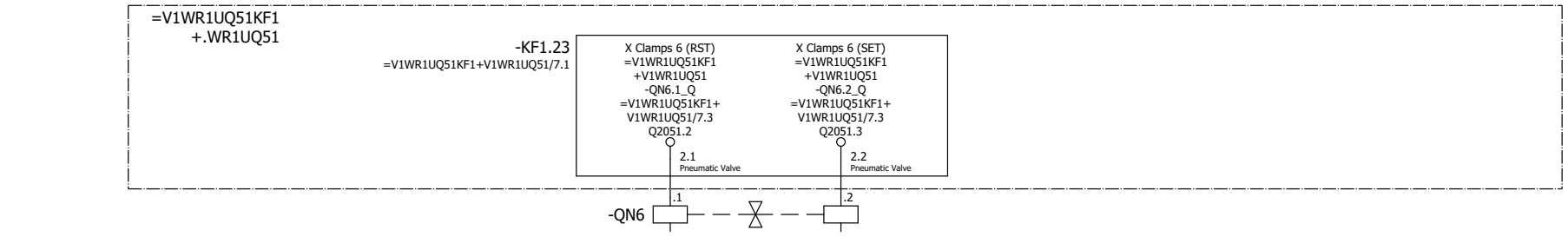

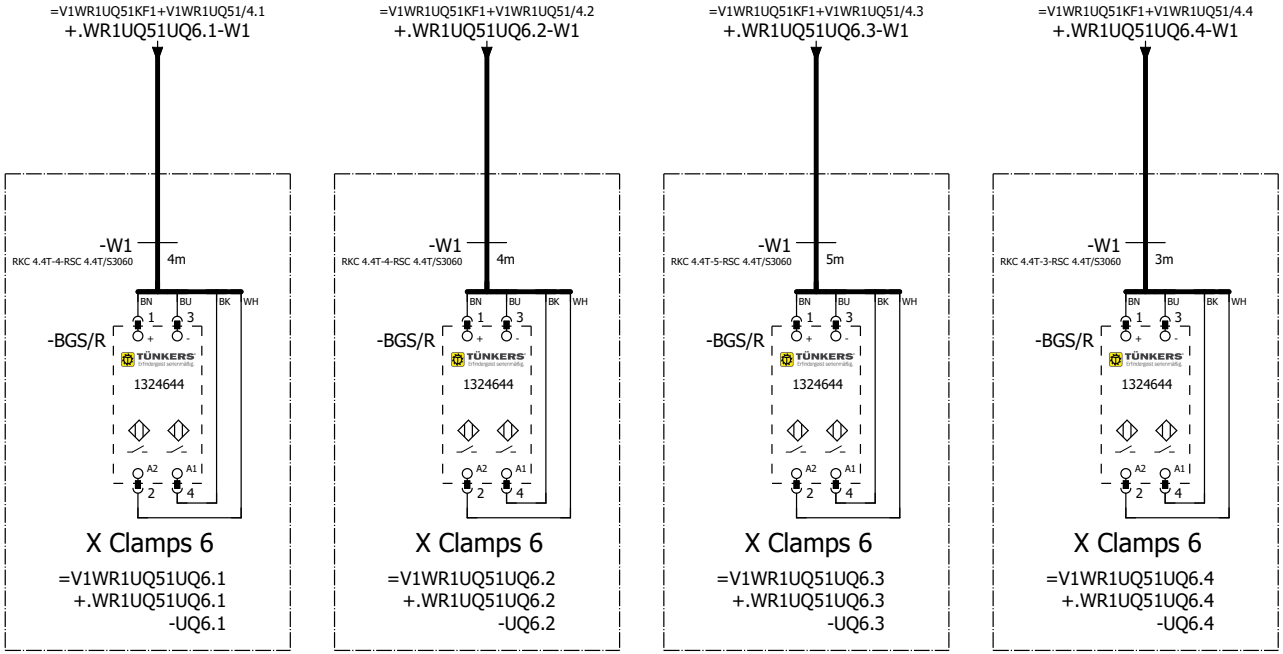

=V1WR1UQ51 -UQ6.1-BGS/R X Clamps 6	=V1WR1UQ51 -UQ6.2-BGS/R X Clamps 6	=V1WR1UQ51 -UQ6.3-BGS/R X Clamps 6	=V1WR1UQ51 -UQ6.4-BGS/R X Clamps 6

=V1WR1UQ51UQ5+.WR1UQ51UQ5/1

=V1WR1UQ51WC4+V1WR1UQ51/1

			Date	12/14/2022	Volvo Trucks North America		Valiant TMS	FESTO DQ CONNECTION QN6	Drawing name: =2V06&EFS_EL	= V1WR1UQ51UQ6	
			Ed.	MKLEPADLO						+ V1WR1UQ51UQ6	
			Appr		P6700 Rear Wall - Cell 2V06				Document type: EFS	Project nr: 22-16148	Page 1
Modification	Date	Name	Original		Replacement of	Replaced by	Scale 1:1				1460

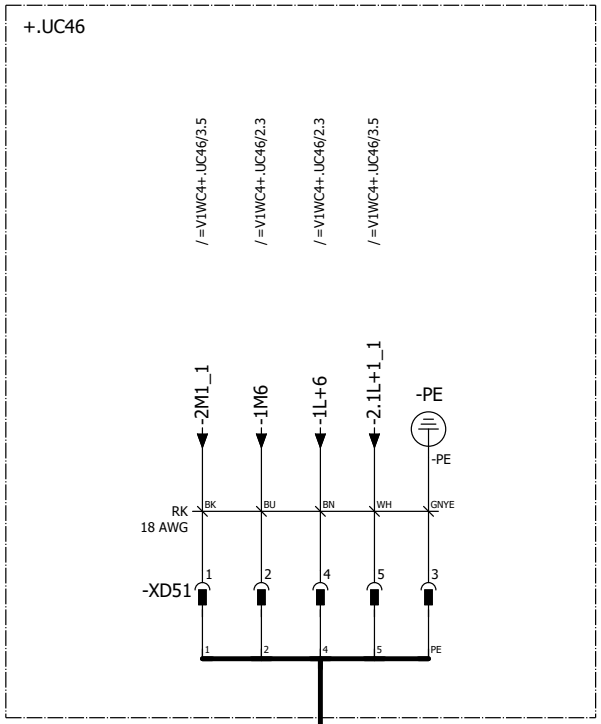

POWER IN / POWER OUT

Pin 1: 0 V UA
Pin 2: 0 V US
Pin 3: FE
Pin 4: +24 V US / 9 A
Pin 5: +24 V UA / 9 A

Pin #	WIRE	COLOR
Pin 1	2M1_1	BK
Pin 2	1M6	BU
Pin 3	PE	GNYE
Pin 4	1L+6	BN
Pin 5	2.1L+1_1	WH

W1
=V1WR1UQ51KF1/1.1

=V1WR1UQ51UQ6+.WR1UQ51UQ6/1

=V1WR1UQ52BG0+.WR1UQ52/1

			Date	12/14/2022	Volvo Trucks North America		Valiant TMS	24VDC	Drawing name: =2V06&EFS_EL	= V1WR1UQ51WC4
			Ed.	MKLEPADLO						+ V1WR1UQ51
			Appr		P6700 Rear Wall - Cell 2V06				Document type: EFS	Project nr: 22-16148
Modification	Date	Name	Original		Replacement of	Replaced by	Scale 1:1			Page 1 / 1460

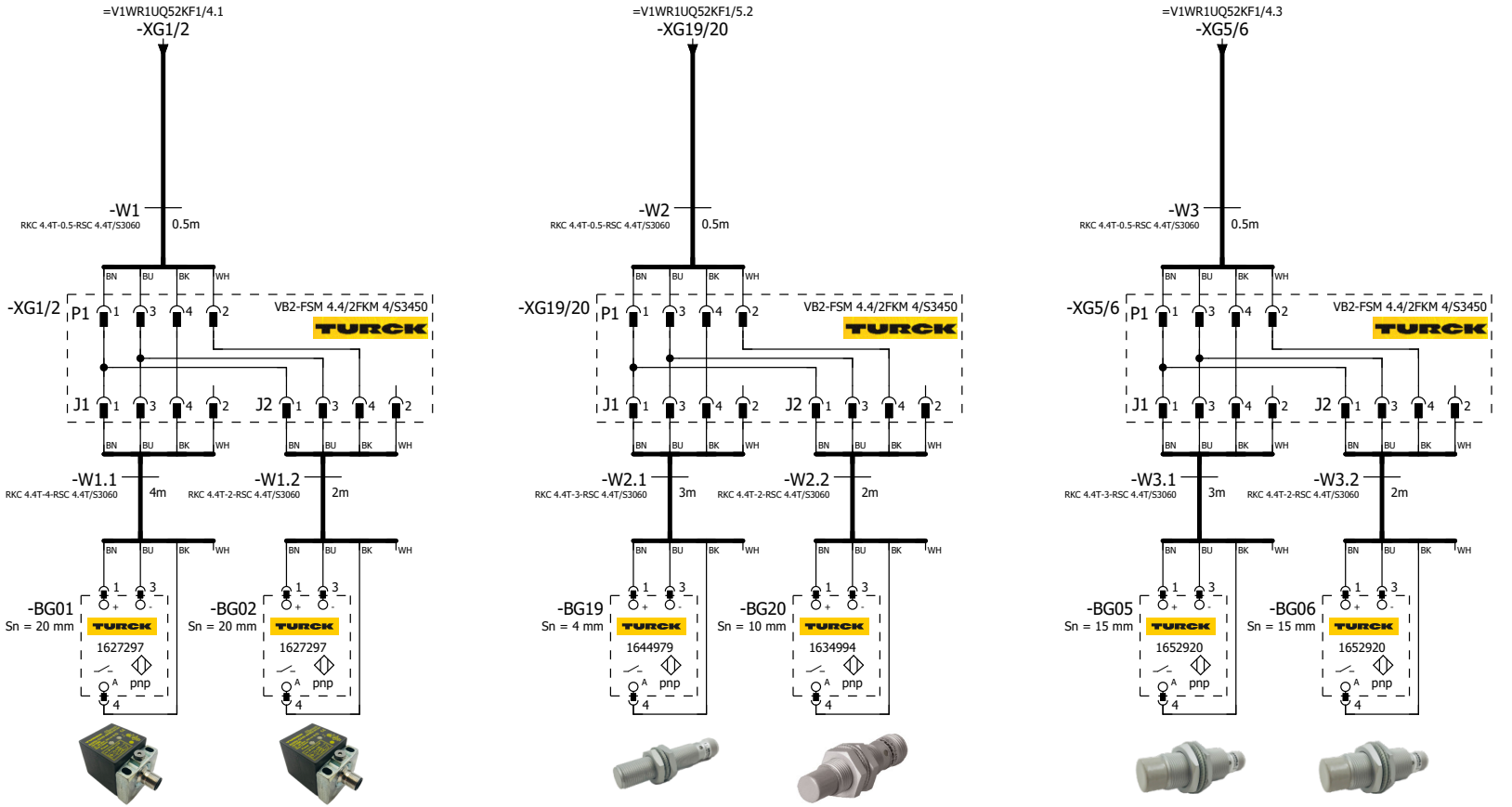

=V1WR1UQ52 -BG01 Upper Assy	=V1WR1UQ52 -BG02 Upper Assy	=V1WR1UQ52 -BG19 Hinge Pivot Assy	=V1WR1UQ52 -BG20 Hinge Pivot Assy	=V1WR1UQ52 -BG05 Table Mounting Assy	=V1WR1UQ52 -BG06 Table Mounting Assy

=V1WR1UQ51WC4+.WR1UQ51/1

2

			Date	12/14/2022	Volvo Trucks North America	Valiant TMS	SENSORS	Drawing name: =2V06&EFS_EL	= V1WR1UQ52BG0
			Ed.	MKLEPADLO					+ V1WR1UQ52
			Appr		P6700 Rear Wall - Cell 2V06			Document type: EFS	Project nr: 22-16148
Modification	Date	Name	Original		Replacement of / Replaced by	Scale 1:1			Page 1 / 1460

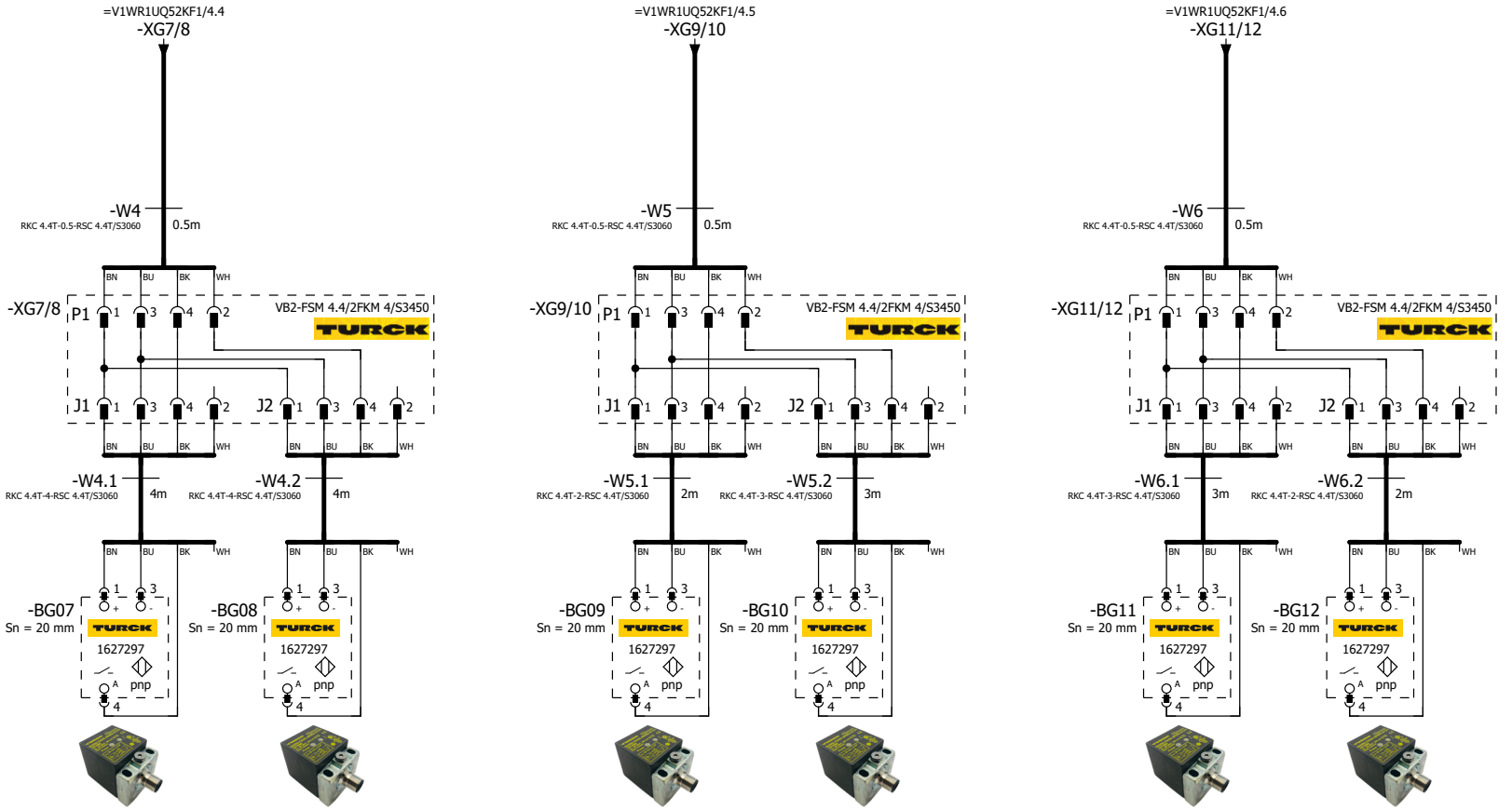

=V1WR1UQ52 -BG07 Rear Assy Sleeper LH	=V1WR1UQ52 -BG08 Rear Assy Sleeper LH	=V1WR1UQ52 -BG09 Rear Assy Sleeper RH	=V1WR1UQ52 -BG10 Rear Assy Sleeper RH	=V1WR1UQ52 -BG11 Rear Trim Mounting Assy	=V1WR1UQ52 -BG12 Rear Trim Mounting Assy

			Date	12/14/2022	Volvo Trucks North America	Valiant TMS	SENSORS	Drawing name: =2V06&EFS_EL / = V1WR1UQ52BG0 / + V1WR1UQ52
			Ed.	MKLEPADLO	P6700 Rear Wall - Cell 2V06	Scale 1:1		Document type: EFS / Project nr: 22-16148 / Page 2 / 1460
			Appr					
Modification	Date	Name	Original		Replacement of / Replaced by			

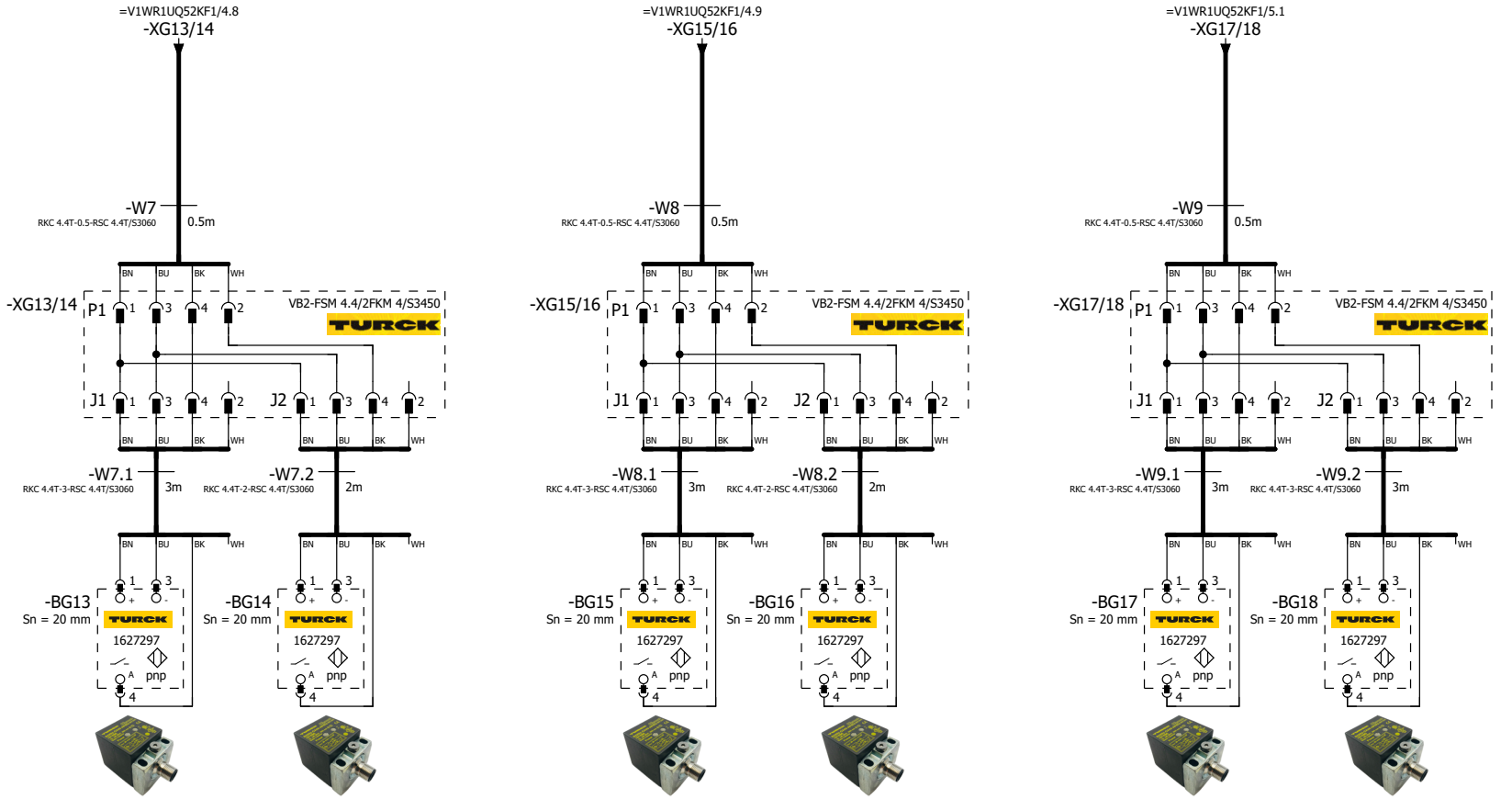

=V1WR1UQ52 -BG13 Rear Trim Mounting Assy	=V1WR1UQ52 -BG14 Rear Trim Mounting Assy	=V1WR1UQ52 -BG15 Rear Trim Mounting Assy	=V1WR1UQ52 -BG16 Rear Trim Mounting Assy	=V1WR1UQ52 -BG17 Central Cross Member	=V1WR1UQ52 -BG18 Central Cross Member

2

=V1WR1UQ52KF1/1

			Date	12/14/2022	Volvo Trucks North America	Valiant TMS	SENSORS	Drawing name: =2V06&EFS_EL	= V1WR1UQ52BG0	
			Ed.	MKLEPADLO					+ V1WR1UQ52	
			Appr		P6700 Rear Wall - Cell 2V06			Document type: EFS	Project nr: 22-16148	Page 3
Modification	Date	Name	Original		Replacement of	Replaced by	Scale 1:1			1460

=V1WR1UQ52WC4/1.5 / W1

=V1KF1+.UC46/102.6 / +.UC46-KF100.46-P4

-W1
TPU
RSM RKM 56-15M/S3059
15m

-KF100.46-P4
PROFINET Cable
6XV1840-3AH10
15 m

-KF1

X20 M12, 7/8" 1 2 PE 4 5
0V_VAL / OUT
0V_EL / SEN
FE
24V_EL / SEN
24V_VAL / OUT

-TP1 M12
-TP2 M12

ON
OFF
1 2 1 2

FESTO
Bus node + Interlinking block
548755 + 550208

-KF1.11

FESTO
CPX-M-AB-8-M12X2-5POL
549335

I2075.0	DI 0 X1:4	V1WR1UQ52UQ1.1-BGR	X & Z Clamps 1 (RESET)
I2075.1	DI 1 X1:2	V1WR1UQ52UQ1.1-BGS	X & Z Clamps 1 (SET)
I2075.2	DI 2 X2:4	V1WR1UQ52UQ1.2-BGR	X & Z Clamps 1 (RESET)
I2075.3	DI 3 X2:2	V1WR1UQ52UQ1.2-BGS	X & Z Clamps 1 (SET)
I2075.4	DI 4 X3:4	V1WR1UQ52UQ2.1-BGR	X & Z Clamps 2 (RESET)
I2075.5	DI 5 X3:2	V1WR1UQ52UQ2.1-BGS	X & Z Clamps 2 (SET)
I2075.6	DI 6 X4:4	V1WR1UQ52UQ2.2-BGR	X & Z Clamps 2(RESET)
I2075.7	DI 7 X4:2	V1WR1UQ52UQ2.2-BGS	X & Z Clamps 2 (SET)
I2076.0	DI 8 X5:4	V1WR1UQ52UQ2.3-BGR	X & Z Clamps 2(RESET)
I2076.1	DI 9 X5:2	V1WR1UQ52UQ2.3-BGS	X & Z Clamps 2 (SET)
I2076.2	DI 10 X6:4	V1WR1UQ52UQ2.4-BGR	X & Z Clamps 2(RESET)
I2076.3	DI 11 X6:2	V1WR1UQ52UQ2.4-BGS	X & Z Clamps 2 (SET)
I2076.4	DI 12 X7:4	V1WR1UQ52UQ2.5-BGR	X & Z Clamps 2 (RESET)
I2076.5	DI 13 X7:2	V1WR1UQ52UQ2.5-BGS	X & Z Clamps 2 (SET)
I2076.6	DI 14 X8:4	V1WR1UQ52UQ3.1-BGR	X Clamps 3 (RESET)
I2076.7	DI 15 X8:2	V1WR1UQ52UQ3.1-BGS	X Clamps 3 (SET)

X1 M12 24V DI 1 0V DI 0 FE
X2 M12 24V DI 3 0V DI 2 FE
X3 M12 24V DI 5 0V DI 4 FE
X4 M12 24V DI 7 0V DI 6 FE
X5 M12 24V DI 9 0V DI 8 FE
X6 M12 24V DI 11 0V DI 10 FE
X7 M12 24V DI 13 0V DI 12 FE
X8 M12 24V DI 15 0V DI 14 FE

BN WH BU BK

+.WR1UQ52UQ1.1-W1
=V1WR1UQ52UQ1+.WR1UQ52UQ1/1.1

+.WR1UQ52UQ1.2-W1
=V1WR1UQ52UQ1+.WR1UQ52UQ1/1.2

+.WR1UQ52UQ2.1-W1
=V1WR1UQ52UQ2+.WR1UQ52UQ2/1.1

+.WR1UQ52UQ2.2-W1
=V1WR1UQ52UQ2+.WR1UQ52UQ2/1.2

+.WR1UQ52UQ2.3-W1
=V1WR1UQ52UQ2+.WR1UQ52UQ2/1.4

+.WR1UQ52UQ2.4-W1
=V1WR1UQ52UQ2+.WR1UQ52UQ2/1.5

+.WR1UQ52UQ2.5-W1
=V1WR1UQ52UQ2+.WR1UQ52UQ2/1.7

+.WR1UQ52UQ3.1-W1
=V1WR1UQ52UQ3+.WR1UQ52UQ3/1.1

=V1WR1UQ52BG0/3

2

			Date	12/14/2022	Volvo Trucks North America	Valiant TMS	CONNECTING MOD. FOR VTSA MANIFOLD	Drawing name: =2V06&EFS_EL	= V1WR1UQ52KF1	
			Ed.	MKLEPADLO					+ V1WR1UQ52	
			Appr		P6700 Rear Wall - Cell 2V06			Document type: EFS	Project nr: 22-16148	Page 1
Modification	Date	Name	Original		Replacement of	Replaced by	Scale 1:1			1460

-KF1.12

FESTO

CPX-M-AB-8-M12X2-5POL

549335

I2077.0	DI 0 X1:4	V1WR1UQ52UQ3.2-BGR	X Clamps 3 (RESET)
I2077.1	DI 1 X1:2	V1WR1UQ52UQ3.2-BGS	X Clamps 3 (SET)
I2077.2	DI 2 X2:4	V1WR1UQ52UQ3.3-BGR	X Clamps 3 (RESET)
I2077.3	DI 3 X2:2	V1WR1UQ52UQ3.3-BGS	X Clamps 3 (SET)
I2077.4	DI 4 X3:4	V1WR1UQ52UQ3.4-BGR	X Clamps 3 (RESET)
I2077.5	DI 5 X3:2	V1WR1UQ52UQ3.4-BGS	X Clamps 3 (SET)
I2077.6	DI 6 X4:4	V1WR1UQ52UQ3.5-BGR	X Clamps 3 (RESET)
I2077.7	DI 7 X4:2	V1WR1UQ52UQ3.5-BGS	X Clamps 3 (SET)
I2078.0	DI 8 X5:4	V1WR1UQ52UQ3.6-BGR	X Clamps 3 (RESET)
I2078.1	DI 9 X5:2	V1WR1UQ52UQ3.6-BGS	X Clamps 3 (SET)
I2078.2	DI 10 X6:4	V1WR1UQ52UQ4.1-BGR	X Clamps 4 (RESET)
I2078.3	DI 11 X6:2	V1WR1UQ52UQ4.1-BGS	X Clamps 4 (SET)
I2078.4	DI 12 X7:4	V1WR1UQ52UQ4.2-BGR	X Clamps 4 (RESET)
I2078.5	DI 13 X7:2	V1WR1UQ52UQ4.2-BGS	X Clamps 4 (SET)
I2078.6	DI 14 X8:4	V1WR1UQ52UQ4.3-BGR	X Clamps 4 (RESET)
I2078.7	DI 15 X8:2	V1WR1UQ52UQ4.3-BGS	X Clamps 4 (SET)

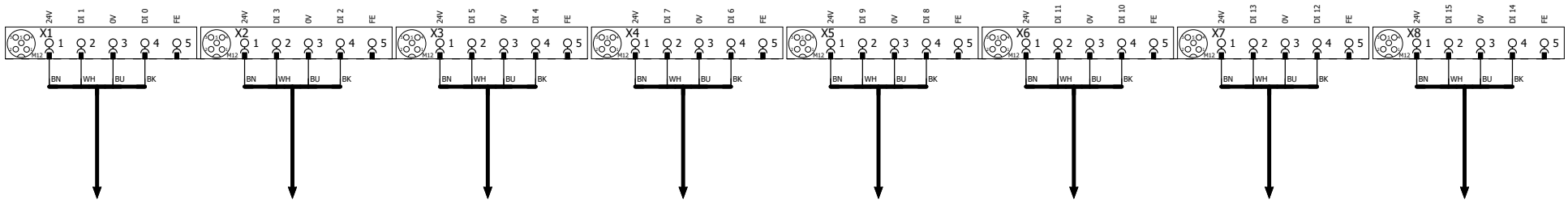

+.WR1UQ52UQ3.2-W1
=V1WR1UQ52UQ3+.WR1UQ52UQ3/1.2

+.WR1UQ52UQ3.3-W1
=V1WR1UQ52UQ3+.WR1UQ52UQ3/1.4

+.WR1UQ52UQ3.4-W1
=V1WR1UQ52UQ3+.WR1UQ52UQ3/1.5

+.WR1UQ52UQ3.5-W1
=V1WR1UQ52UQ3+.WR1UQ52UQ3/1.7

+.WR1UQ52UQ3.6-W1
=V1WR1UQ52UQ3+.WR1UQ52UQ3/1.9

+.WR1UQ52UQ4.1-W1
=V1WR1UQ52UQ4+.WR1UQ52UQ4/1.1

+.WR1UQ52UQ4.2-W1
=V1WR1UQ52UQ4+.WR1UQ52UQ4/1.2

+.WR1UQ52UQ4.3-W1
=V1WR1UQ52UQ4+.WR1UQ52UQ4/1.4

1

3

			Date	12/14/2022	Volvo Trucks North America		Valiant TMS	I/O MOD. DI16 (8 x M12) FOR VTSA-F	Drawing name: =2V06&EFS_EL	= V1WR1UQ52KF1
			Ed.	MKLEPADLO						+ V1WR1UQ52
			Appr		P6700 Rear Wall - Cell 2V06		Scale 1:1		Document type: EFS	Project nr: 22-16148
Modification	Date	Name	Original		Replacement of	Replaced by				Page 2 / 1460

-KF1.13

FESTO

CPX-M-AB-8-M12X2-5POL

549335

I2079.0	DI 0 X1:4	V1WR1UQ52UQ4.4-BGR	X Clamp 4 (RESET)
I2079.1	DI 1 X1:2	V1WR1UQ52UQ4.4-BGS	X Clamp 4 (SET)
I2079.2	DI 2 X2:4	V1WR1UQ52UQ5.1-BGR	X Clamp 4 (RESET)
I2079.3	DI 3 X2:2	V1WR1UQ52UQ5.1-BGS	X Clamp 4 (SET)
I2079.4	DI 4 X3:4	V1WR1UQ52UQ5.2-BGR	X Clamp 5 (RESET)
I2079.5	DI 5 X3:2	V1WR1UQ52UQ5.2-BGS	X Clamp 5 (SET)
I2079.6	DI 6 X4:4	V1WR1UQ52UQ5.3-BGR	X Clamp 5 (RESET)
I2079.7	DI 7 X4:2	V1WR1UQ52UQ5.3-BGS	X Clamp 5 (SET)
I2080.0	DI 8 X5:4	V1WR1UQ52UQ5.4-BGR	X Clamp 5 (RESET)
I2080.1	DI 9 X5:2	V1WR1UQ52UQ5.4-BGS	X Clamp 5 (SET)
I2080.2	DI 10 X6:4	V1WR1UQ52UQ6.1-BGR	Shot Pin (RESET)
I2080.3	DI 11 X6:2	V1WR1UQ52UQ6.1-BGS	Shot Pin (SET)
I2080.4	DI 12 X7:4	V1WR1UQ52UQ1.3-BGR	X & Z Clamps 1 (RESET)
I2080.5	DI 13 X7:2	V1WR1UQ52UQ1.3-BGS	X & Z Clamps 1 (SET)
I2080.6	DI 14 X8:4	V1WR1UQ52UQ1.4-BGR	X & Z Clamps 1 (RESET)
I2080.7	DI 15 X8:2	V1WR1UQ52UQ1.4-BGS	X & Z Clamps 1 (SET)

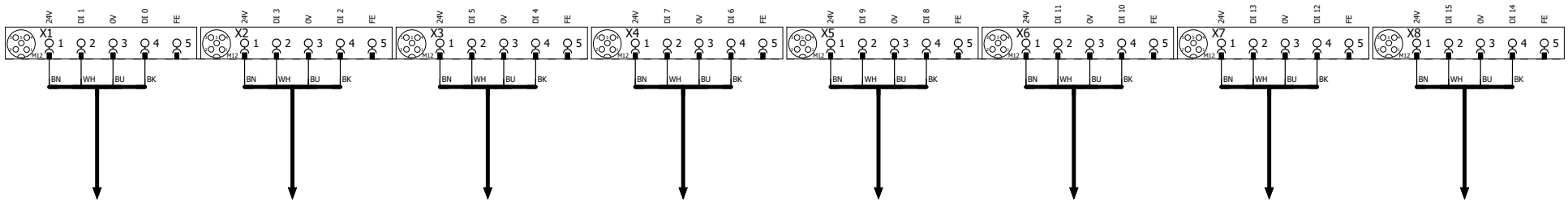

+.WR1UQ52UQ4.4-W1
=V1WR1UQ52UQ4+.WR1UQ52UQ4/1.5

+.WR1UQ52UQ5.1-W1
=V1WR1UQ52UQ5+.WR1UQ52UQ5/1.1

+.WR1UQ52UQ5.2-W1
=V1WR1UQ52UQ5+.WR1UQ52UQ5/1.2

+.WR1UQ52UQ5.3-W1
=V1WR1UQ52UQ5+.WR1UQ52UQ5/1.4

+.WR1UQ52UQ5.4-W1
=V1WR1UQ52UQ5+.WR1UQ52UQ5/1.5

+.WR1UQ52UQ6.1-W1
=V1WR1UQ52UQ6+.WR1UQ52Q6/1.1

+.WR1UQ52UQ1.3-W1
=V1WR1UQ52UQ1+.WR1UQ52UQ1/1.4

+.WR1UQ52UQ1.4-W1
=V1WR1UQ52UQ1+.WR1UQ52UQ1/1.5

2 4

			Date	12/14/2022	Volvo Trucks North America	Valiant TMS	I/O MOD. DI16 (8 x M12) FOR VTSA-F	Drawing name: =2V06&EFS_EL	= V1WR1UQ52KF1
			Ed.	MKLEPADLO					+ V1WR1UQ52
			Appr		P6700 Rear Wall - Cell 2V06			Document type: EFS	Project nr: 22-16148
Modification	Date	Name	Original		Replacement of / Replaced by	Scale 1:1			Page 3 / 1460

-KF1.14

FESTO
CPX-M-AB-8-M12X2-5POL
549335

I2081.0	DI 0 X1:4	V1WR1UQ52-BG01	Upper Assy
I2081.1	DI 1 X1:2	V1WR1UQ52-BG02	Upper Assy
I2081.2	DI 2 X2:4	I2081.2	SPARE
I2081.3	DI 3 X2:2	I2081.3	SPARE
I2081.4	DI 4 X3:4	V1WR1UQ52-BG05	Table Mounting Assy
I2081.5	DI 5 X3:2	V1WR1UQ52-BG06	Table Mounting Assy
I2081.6	DI 6 X4:4	V1WR1UQ52-BG07	Rear Assy Sleeper LH
I2081.7	DI 7 X4:2	V1WR1UQ52-BG08	Rear Assy Sleeper LH
I2082.0	DI 8 X5:4	V1WR1UQ52-BG09	Rear Assy Sleeper RH
I2082.1	DI 9 X5:2	V1WR1UQ52-BG10	Rear Assy Sleeper RH
I2082.2	DI 10 X6:4	V1WR1UQ52-BG11	Rear Trim Mounting Assy
I2082.3	DI 11 X6:2	V1WR1UQ52-BG12	Rear Trim Mounting Assy
I2082.4	DI 12 X7:4	V1WR1UQ52-BG13	Rear Trim Mounting Assy
I2082.5	DI 13 X7:2	V1WR1UQ52-BG14	Rear Trim Mounting Assy
I2082.6	DI 14 X8:4	V1WR1UQ52-BG15	Rear Trim Mounting Assy
I2082.7	DI 15 X8:2	V1WR1UQ52-BG16	Rear Trim Mounting Assy

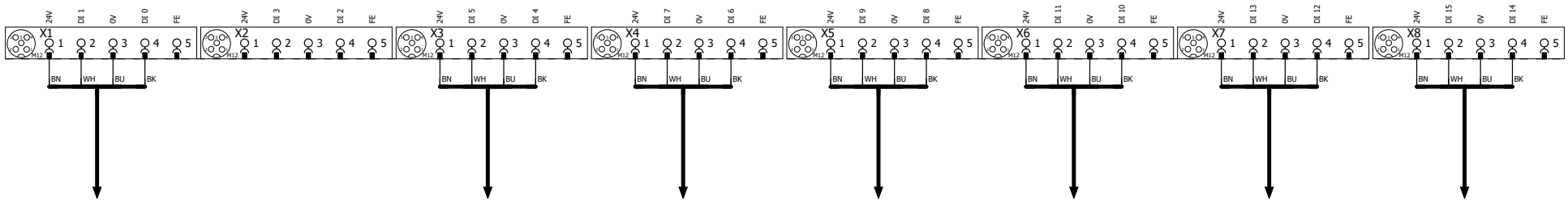

-XG1/2 =V1WR1UQ52BG0/1.1
-XG5/6 =V1WR1UQ52BG0/1.6
-XG7/8 =V1WR1UQ52BG0/2.1
-XG9/10 =V1WR1UQ52BG0/2.4
-XG11/12 =V1WR1UQ52BG0/2.6
-XG13/14 =V1WR1UQ52BG0/3.1
-XG15/16 =V1WR1UQ52BG0/3.4

			Date	12/14/2022	Volvo Trucks North America	Valiant TMS	I/O MOD. DI16 (8 x M12) FOR VTSA-F	Drawing name: =2V06&EFS_EL	= V1WR1UQ52KF1
			Ed.	MKLEPADLO					+ V1WR1UQ52
			Appr		P6700 Rear Wall - Cell 2V06			Document type: EFS	Project nr: 22-16148
Modification	Date	Name	Original		Replacement of / Replaced by	Scale 1:1			Page 4 / 1460

-KF1.15

FESTO
CPX-M-AB-8-M12X2-5POL
549335

I2083.0	DI 0 X1:4	V1WR1UQ52-BG17	Central Cross Member
I2083.1	DI 1 X1:2	V1WR1UQ52-BG18	Central Cross Member
I2083.2	DI 2 X2:4	V1WR1UQ52-BG19	Hinge Pivot Assy
I2083.3	DI 3 X2:2	V1WR1UQ52-BG20	Hinge Pivot Assy
I2083.4	DI 4 X3:4	I2083.4	SPARE
I2083.5	DI 5 X3:2	I2083.5	SPARE
I2083.6	DI 6 X4:4	I2083.6	SPARE
I2083.7	DI 7 X4:2	I2083.7	SPARE
I2084.0	DI 8 X5:4	I2084.0	SPARE
I2084.1	DI 9 X5:2	I2084.1	SPARE
I2084.2	DI 10 X6:4	I2084.2	SPARE
I2084.3	DI 11 X6:2	I2084.3	SPARE
I2084.4	DI 12 X7:4	I2084.4	SPARE
I2084.5	DI 13 X7:2	I2084.5	SPARE
I2084.6	DI 14 X8:4	I2084.6	SPARE
I2084.7	DI 15 X8:2	I2084.7	SPARE

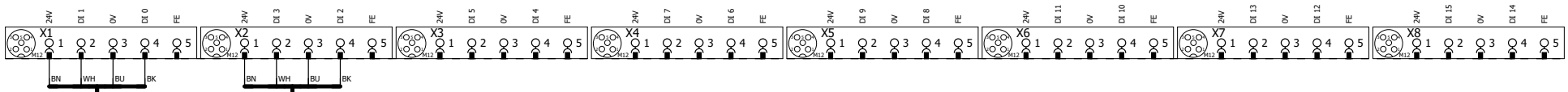

-XG17/18
=V1WR1UQ52BG0/3.6

-XG19/20
=V1WR1UQ52BG0/1.4

4 6

			Date	12/14/2022	Volvo Trucks North America		Valiant TMS	I/O MOD. DI16 (8 x M12) FOR VTSA-F	Drawing name: =2V06&EFS_EL	= V1WR1UQ52KF1	
			Ed.	MKLEPADLO						+ V1WR1UQ52	
			Appr		P6700 Rear Wall - Cell 2V06				Document type: EFS	Project nr: 22-16148	Page 5
Modification	Date	Name	Original		Replacement of	Replaced by	Scale 1:1				1460

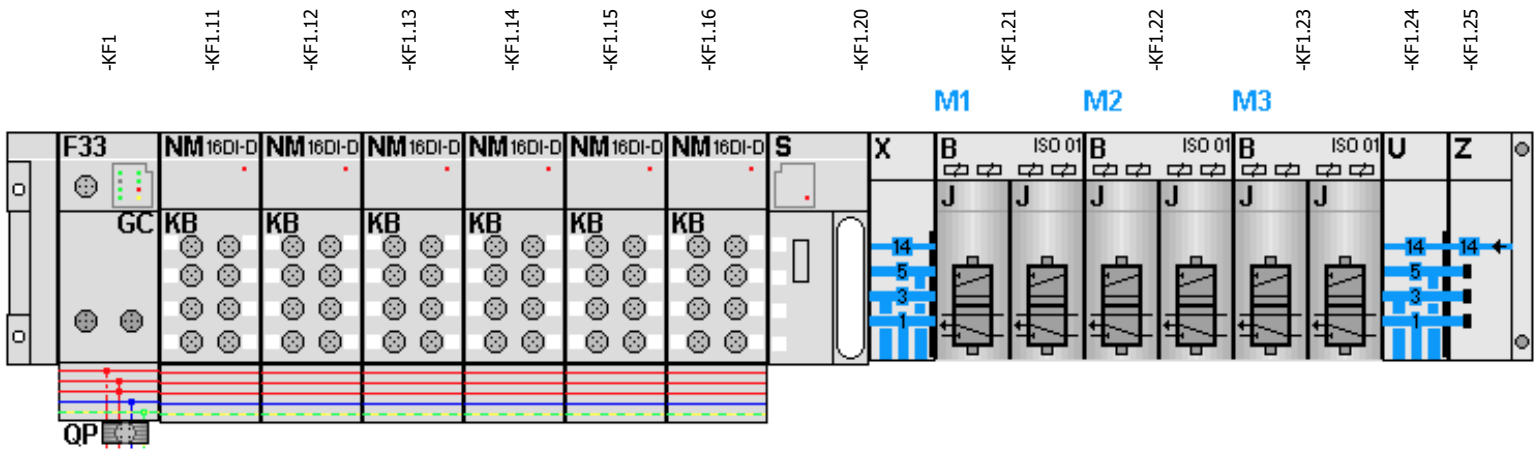

-KF1.21
=V1WR1UQ52UQ1+.WR1UQ52UQ1/1.3
=V1WR1UQ52UQ2+.WR1UQ52UQ2/1.3

FESTO

=V1WR1UQ52UQ1+.WR1UQ52UQ1/1.4	Q2075.0 DO 0 1.1	-QN1.1_Q	X & Z Clamps 1 (RST)
=V1WR1UQ52UQ1+.WR1UQ52UQ1/1.4	Q2075.1 DO 1 1.2	-QN1.2_Q	X & Z Clamps 1 (SET)
=V1WR1UQ52UQ2+.WR1UQ52UQ2/1.4	Q2075.2 DO 2 2.1	-QN2.1_Q	X & Z Clamps 2 (RST)
=V1WR1UQ52UQ2+.WR1UQ52UQ2/1.4	Q2075.3 DO 3 2.2	-QN2.2_Q	X & Z Clamps 2 (SET)

-KF1.22
=V1WR1UQ52UQ3+.WR1UQ52UQ3/1.3
=V1WR1UQ52UQ4+.WR1UQ52UQ4/1.3

FESTO

=V1WR1UQ52UQ3+.WR1UQ52UQ3/1.4	Q2075.4 DO 0 1.1	-QN3.1_Q	X Clamps 3 (RST)
=V1WR1UQ52UQ3+.WR1UQ52UQ3/1.4	Q2075.5 DO 1 1.2	-QN3.2_Q	X Clamps 3 (SET)
=V1WR1UQ52UQ4+.WR1UQ52UQ4/1.4	Q2075.6 DO 2 2.1	-QN4.1_Q	X Clamps 4 (RST)
=V1WR1UQ52UQ4+.WR1UQ52UQ4/1.4	Q2075.7 DO 3 2.2	-QN4.2_Q	X Clamps 4 (SET)

-KF1.23
=V1WR1UQ52UQ5+.WR1UQ52UQ5/1.3
=V1WR1UQ52UQ6+.WR1UQ52Q6/1.3

FESTO

=V1WR1UQ52UQ5+.WR1UQ52UQ5/1.4	Q2076.0 DO 0 1.1	-QN5.1_Q	X Clamps 5 (RST)
=V1WR1UQ52UQ5+.WR1UQ52UQ5/1.4	Q2076.1 DO 1 1.2	-QN5.2_Q	X Clamps 5 (SET)
=V1WR1UQ52UQ6+.WR1UQ52Q6/1.4	Q2076.2 DO 2 2.1	-QN6.1_Q	Shot Pin (RST)
=V1WR1UQ52UQ6+.WR1UQ52Q6/1.4	Q2076.3 DO 3 2.2	-QN6.2_Q	Shot Pin (SET)

			Date	12/14/2022	Volvo Trucks North America	Valiant TMS	CONNECTING MOD. FOR FESTO DQ	Drawing name: =2V06&EFS_EL	= V1WR1UQ52KF1
			Ed.	MKLEPADLO					+ V1WR1UQ52
			Appr		P6700 Rear Wall - Cell 2V06	Scale 1:1		Document type: EFS	Project nr: 22-16148 Page 6
Modification	Date	Name	Original		Replacement of / Replaced by				1460

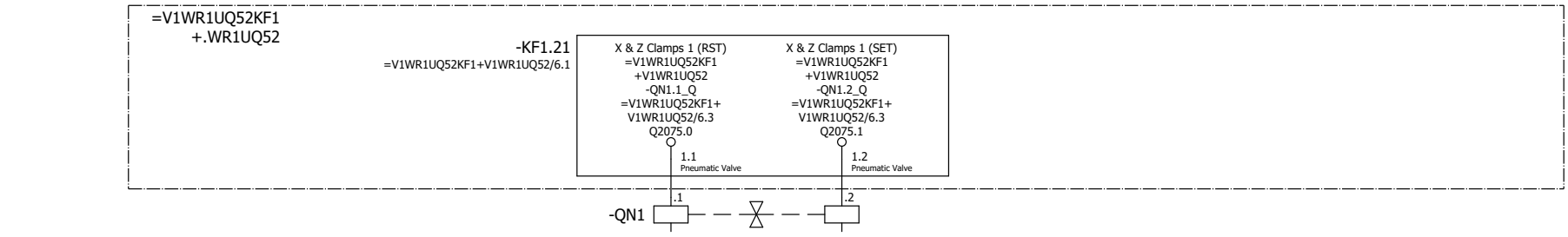

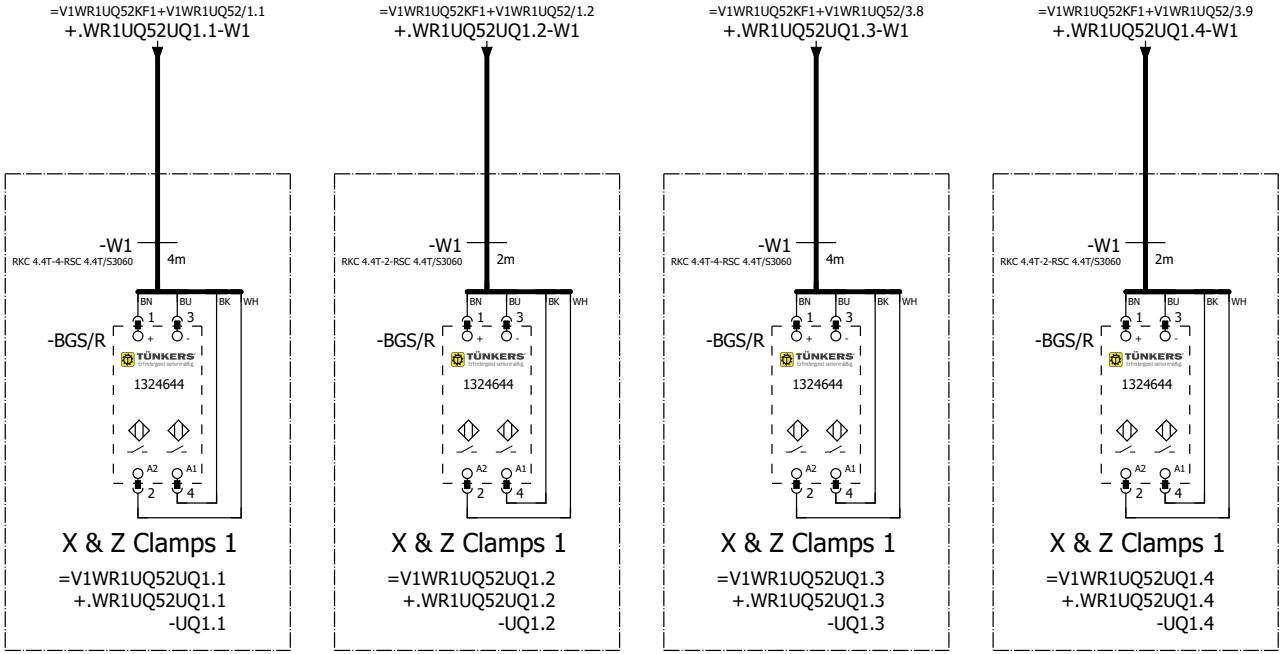

=V1WR1UQ52
-UQ1.1-BGS/R
X & Z Clamps 1

=V1WR1UQ52
-UQ1.2-BGS/R
X & Z Clamps 1

=V1WR1UQ52
-UQ1.3-BGS/R
X & Z Clamps 1

=V1WR1UQ52
-UQ1.4-BGS/R
X & Z Clamps 1

=V1WR1UQ52KF1+V1WR1UQ52/6

=V1WR1UQ52UQ2+.WR1UQ52UQ2/1

			Date	12/14/2022	Volvo Trucks North America		Valiant TMS	FESTO DQ CONNECTION QN1	Drawing name: =2V06&EFS_EL	= V1WR1UQ52UQ1
			Ed.	MKLEPADLO						+ V1WR1UQ52UQ1
			Appr		P6700 Rear Wall - Cell 2V06		Scale 1:1		Document type: EFS	Project nr: 22-16148
Modification	Date	Name	Original		Replacement of	Replaced by				Page 1 / 1460

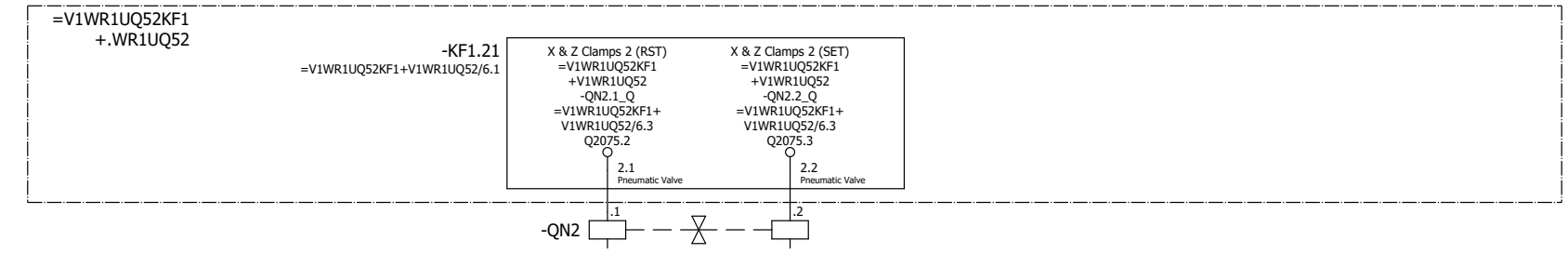

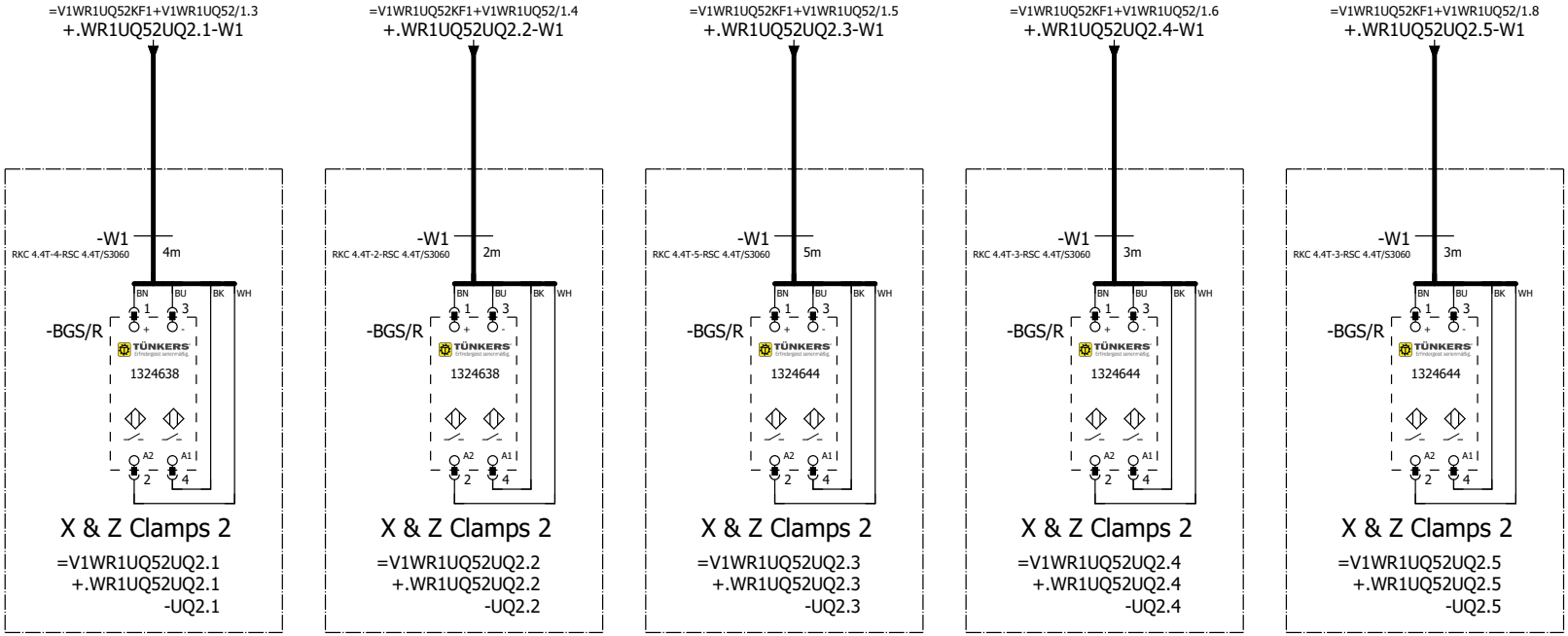

=V1WR1UQ52
-UQ2.1-BGS/R
X & Z Clamps 2

=V1WR1UQ52
-UQ2.2-BGS/R
X & Z Clamps 2

=V1WR1UQ52
-UQ2.3-BGS/R
X & Z Clamps 2

=V1WR1UQ52
-UQ2.4-BGS/R
X & Z Clamps 2

=V1WR1UQ52
-UQ2.5-BGS/R
X & Z Clamps 2

=V1WR1UQ52UQ1+.WR1UQ52UQ1/1

=V1WR1UQ52UQ3+.WR1UQ52UQ3/1

			Date	12/14/2022	Volvo Trucks North America	Valiant TMS	FESTO DQ CONNECTION QN2	Drawing name: =2V06&EFS_EL	= V1WR1UQ52UQ2	
			Ed.	MKLEPADLO					+ V1WR1UQ52UQ2	
			Appr		P6700 Rear Wall - Cell 2V06			Document type: EFS	Project nr: 22-16148	Page 1
Modification	Date	Name	Original		Replacement of	Replaced by	Scale 1:1			1460

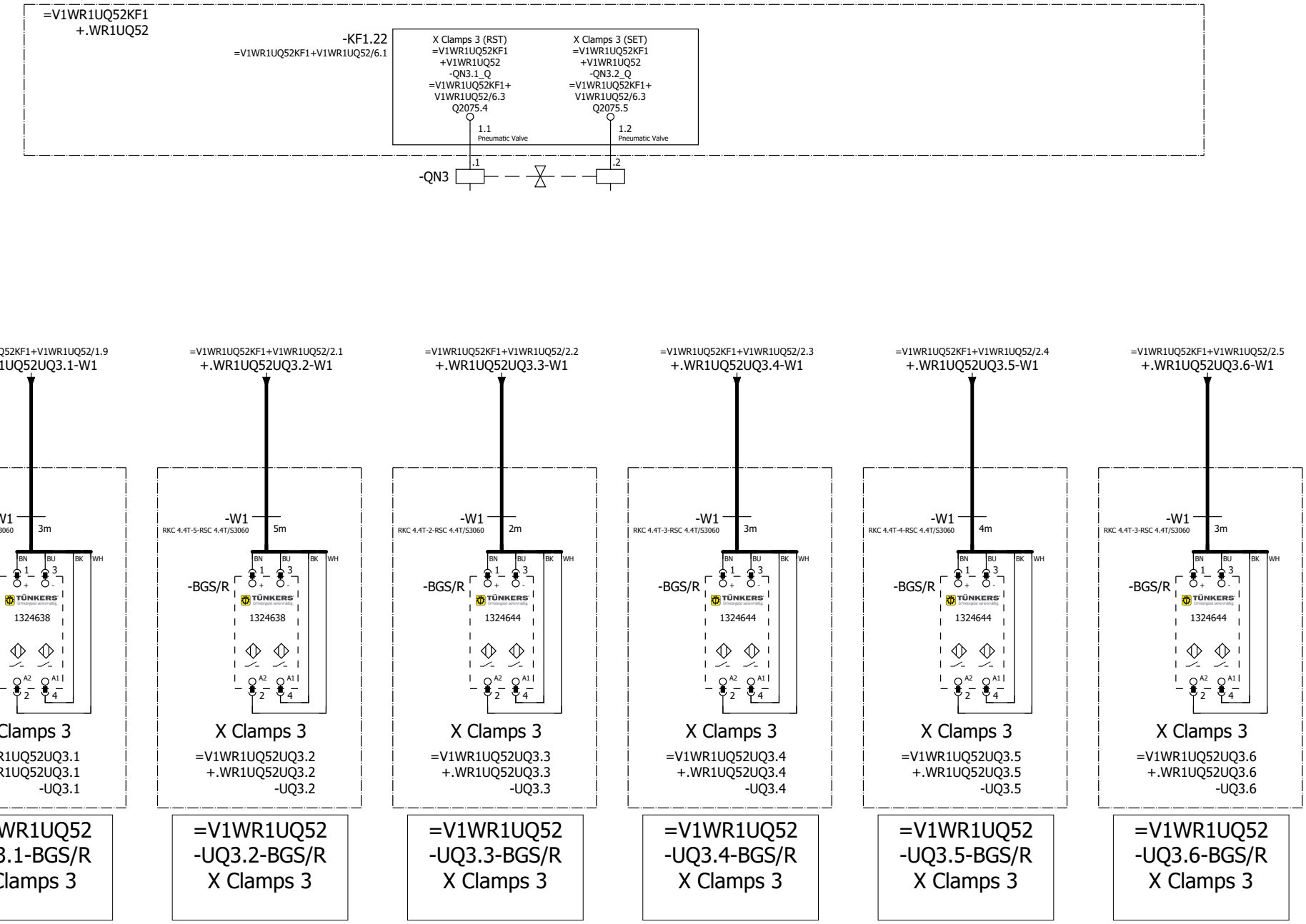

			Date	12/14/2022	Volvo Trucks North America		Valiant TMS	FESTO DQ CONNECTION QN3	Drawing name: =2V06&EFS_EL	= V1WR1UQ52UQ3	
			Ed.	MKLEPADLO						+ V1WR1UQ52UQ3	
			Appr		P6700 Rear Wall - Cell 2V06				Document type: EFS	Project nr: 22-16148	Page 1
Modification	Date	Name	Original		Replacement of	Replaced by	Scale 1:1				1460

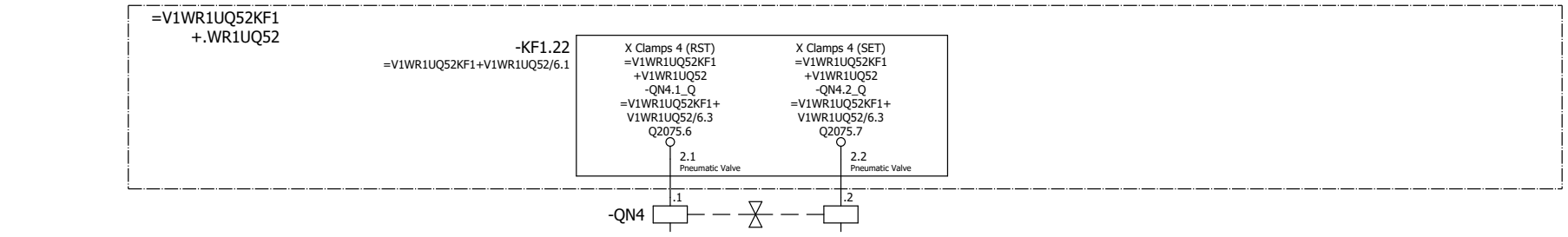

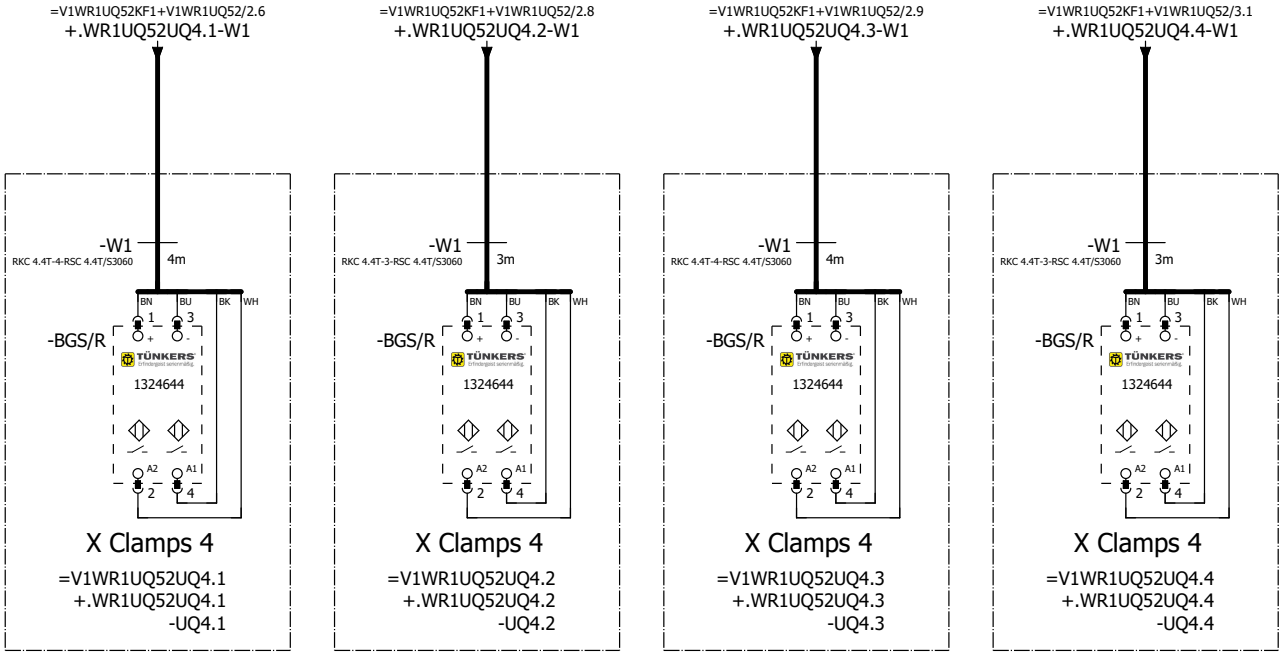

=V1WR1UQ52 -UQ4.1-BGS/R X Clamps 4	=V1WR1UQ52 -UQ4.2-BGS/R X Clamps 4	=V1WR1UQ52 -UQ4.3-BGS/R X Clamps 4	=V1WR1UQ52 -UQ4.4-BGS/R X Clamps 4

=V1WR1UQ52UQ3+.WR1UQ52UQ3/1

=V1WR1UQ52UQ5+.WR1UQ52UQ5/1

			Date	12/14/2022	Volvo Trucks North America		Valiant TMS	FESTO DQ CONNECTION QN4	Drawing name: =2V06&EFS_EL	= V1WR1UQ52UQ4	
			Ed.	MKLEPADLO						+ V1WR1UQ52UQ4	
			Appr		P6700 Rear Wall - Cell 2V06				Document type: EFS	Project nr: 22-16148	Page 1
Modification	Date	Name	Original		Replacement of	Replaced by	Scale 1:1				1460

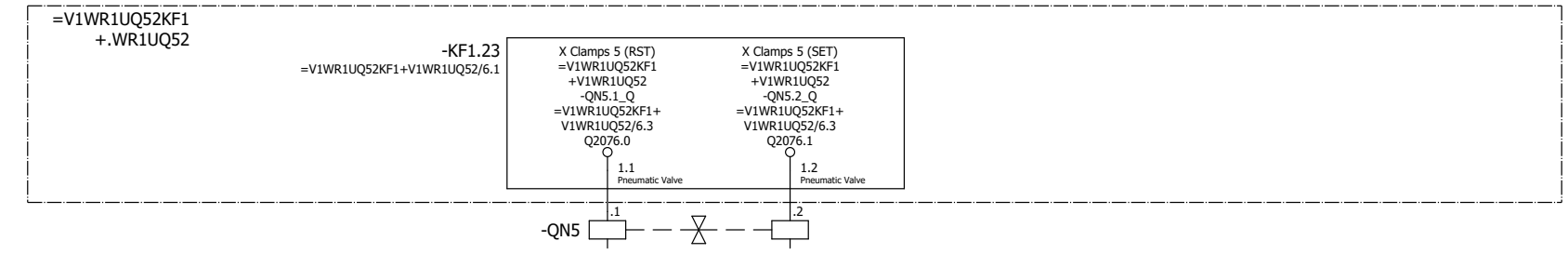

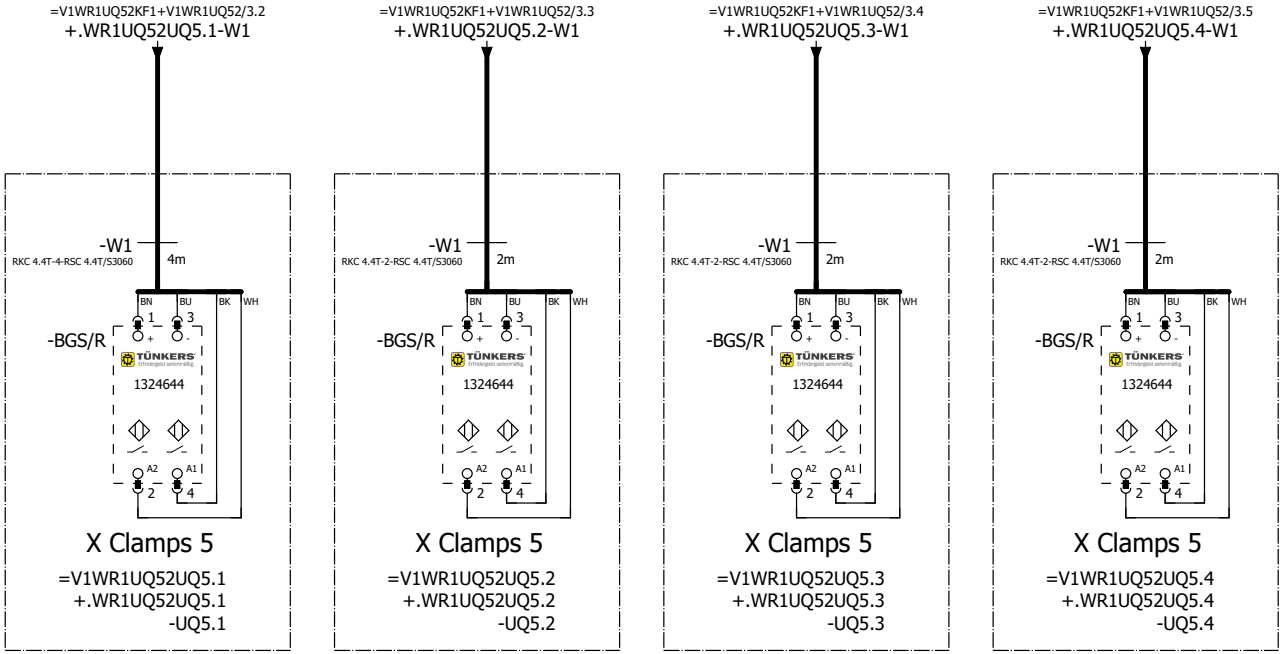

=V1WR1UQ52 -UQ5.1-BGS/R X Clamps 5	=V1WR1UQ52 -UQ5.2-BGS/R X Clamps 5	=V1WR1UQ52 -UQ5.3-BGS/R X Clamps 5	=V1WR1UQ52 -UQ5.4-BGS/R X Clamps 5

=V1WR1UQ52UQ4+.WR1UQ52UQ4/1

=V1WR1UQ52UQ6+.WR1UQ52Q6/1

			Date	12/14/2022	Volvo Trucks North America	Valiant TMS	FESTO DQ CONNECTION QN5	Drawing name: =2V06&EFS_EL	= V1WR1UQ52UQ5	
			Ed.	MKLEPADLO					+ V1WR1UQ52UQ5	
			Appr		P6700 Rear Wall - Cell 2V06			Document type: EFS	Project nr: 22-16148	Page 1
Modification	Date	Name	Original		Replacement of	Replaced by	Scale 1:1			1460

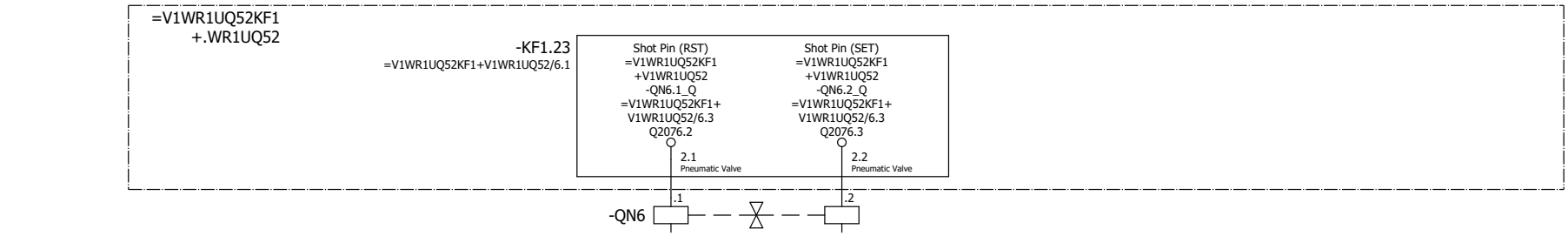

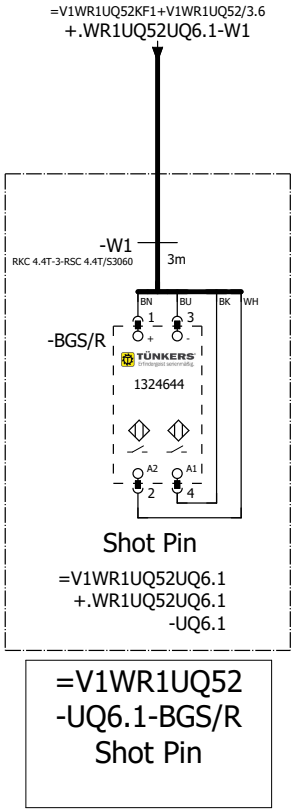

=V1WR1UQ52
-UQ6.1-BGS/R
Shot Pin

=V1WR1UQ52UQ5+.WR1UQ52UQ5/1

=V1WR1UQ52WC4+V1WR1UQ52/1

			Date	12/14/2022	Volvo Trucks North America	Valiant TMS	FESTO DQ CONNECTION QN6	Drawing name: =2V06&EFS_EL	= V1WR1UQ52UQ6	
			Ed.	MKLEPADLO					+ V1WR1UQ52Q6	
			Appr		P6700 Rear Wall - Cell 2V06			Document type: EFS	Project nr: 22-16148	Page 1
Modification	Date	Name	Original		Replacement of	Replaced by	Scale 1:1			1460

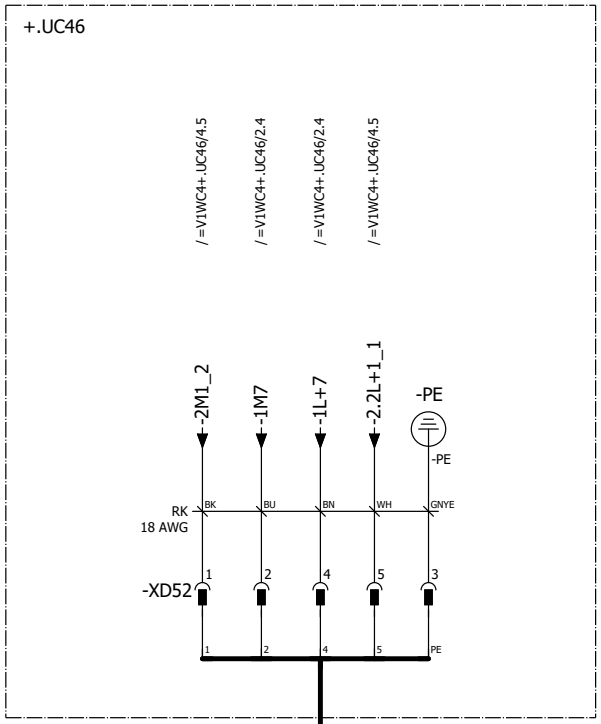

POWER IN / POWER OUT

Pin 1: 0 V UA
Pin 2: 0 V US
Pin 3: FE
Pin 4: +24 V US / 9 A
Pin 5: +24 V UA / 9 A

Pin #	WIRE	COLOR
Pin 1	2M1_2	BK
Pin 2	1M7	BU
Pin 3	PE	GNYE
Pin 4	1L+7	BN
Pin 5	2.2L+1_1	WH

W1
=V1WR1UQ52KF1/1.1

=V1WR1UQ52UQ6+.WR1UQ52Q6/1

=V1WR1WC1+.WR1UC01/1

			Date	12/14/2022	Volvo Trucks North America	Valiant TMS	24VDC	Drawing name: =2V06&EFS_EL	= V1WR1UQ52WC4	
			Ed.	MKLEPADLO					+ V1WR1UQ52	
			Appr		P6700 Rear Wall - Cell 2V06	Scale 1:1		Document type: EFS	Project nr: 22-16148	Page 1
Modification	Date	Name	Original		Replacement of	Replaced by				1460

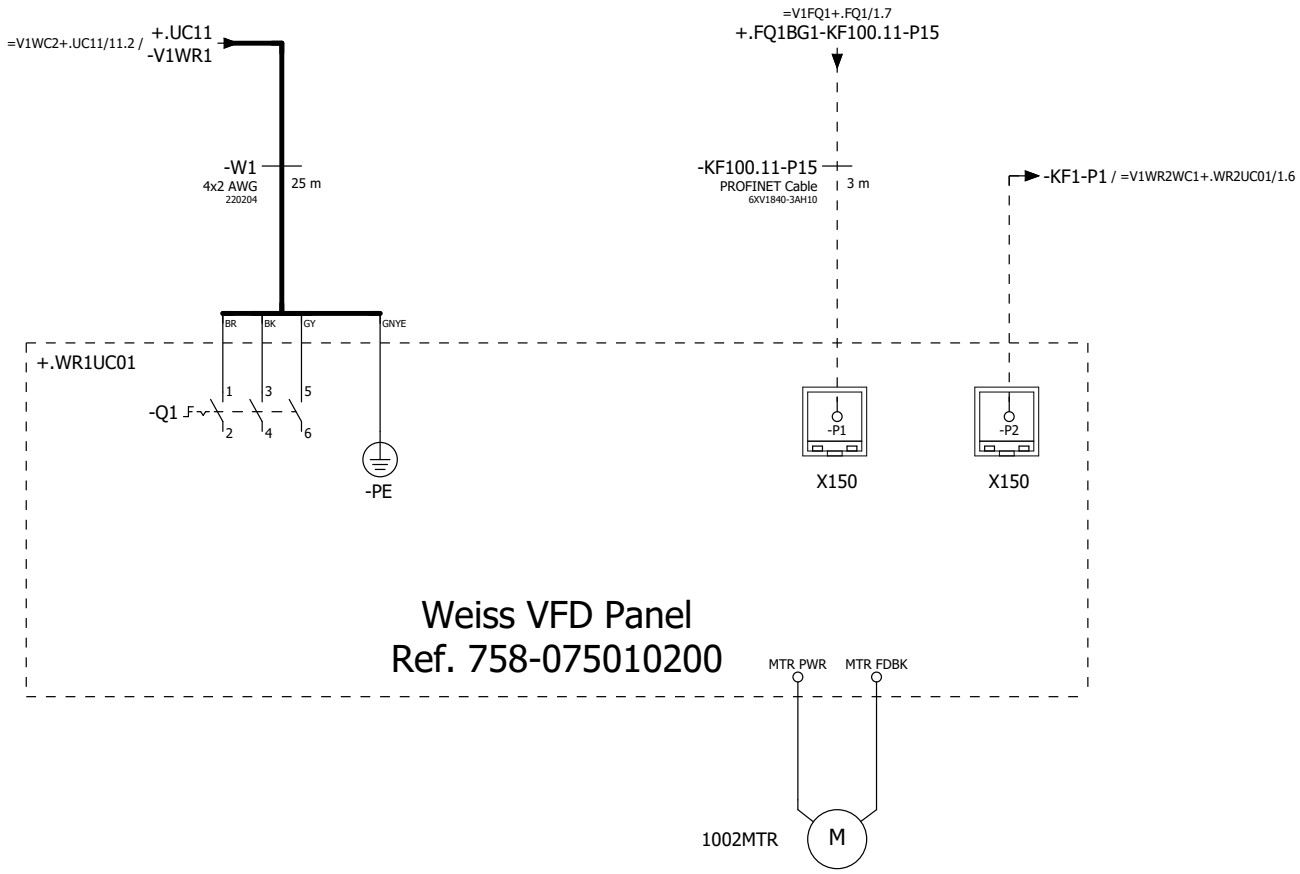

=V1WR1UQ52WC4+.WR1UQ52/1

=V1WR2UQ51BG0+.WR2UQ51/1

			Date	12/14/2022	Volvo Trucks North America	Valiant TMS	Incoming power & profinet	Drawing name: =2V06&EFS_EL	= V1WR1WC1	
			Ed.	MKLEPADLO					+ V1WR1UC01	
			Appr		P6700 Rear Wall - Cell 2V06			Document type: EFS	Project nr: 22-16148	Page 1
Modification	Date	Name	Original		Replacement of / Replaced by	Scale 1:1				1460

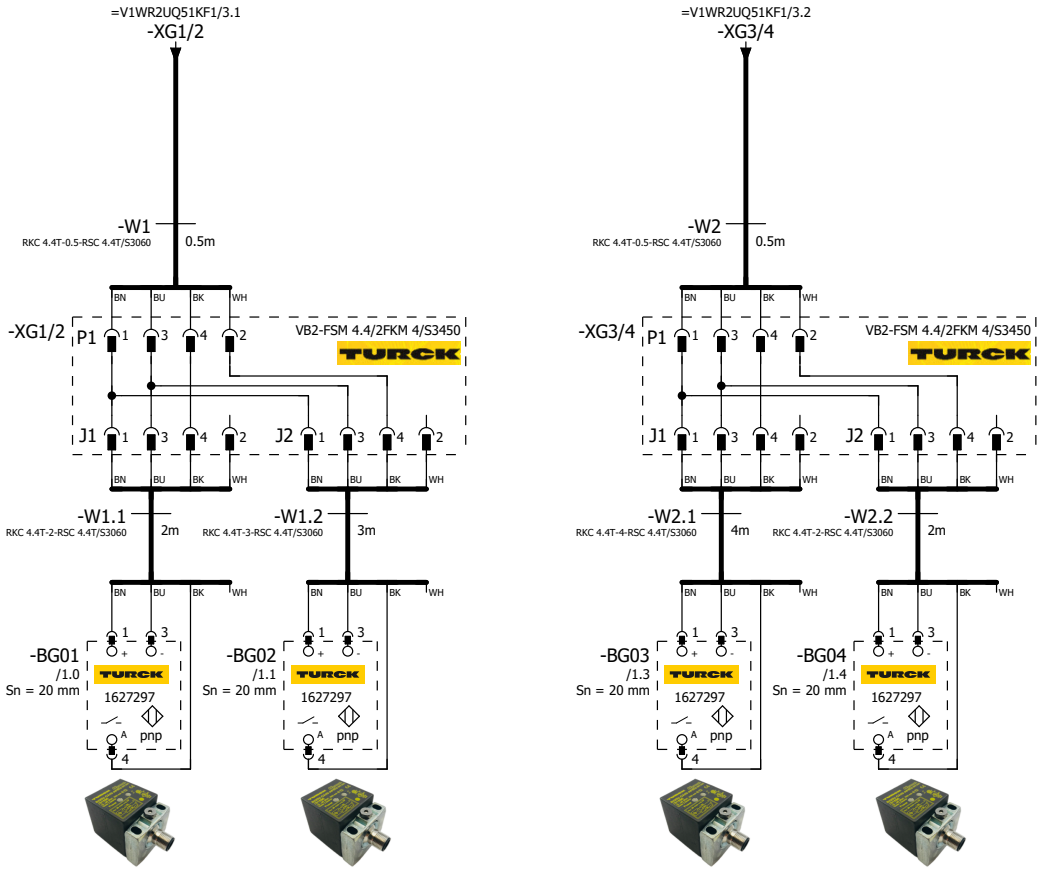

=V1WR2UQ51 -BG01 Member	=V1WR2UQ51 -BG02 Vertical Member RH	=V1WR2UQ51 -BG03 Rear Wall Panel	=V1WR2UQ51 -BG04 Rear Wall Panel

=V1WR1WC1+.WR1UC01/1

=V1WR2UQ51KF1/1

			Date	12/14/2022	Volvo Trucks North America		Valiant TMS	SENSORS	Drawing name: =2V06&EFS_EL	= V1WR2UQ51BG0	
			Ed.	MKLEPADLO						+ V1WR2UQ51	
			Appr		P6700 Rear Wall - Cell 2V06				Document type: EFS	Project nr: 22-16148	Page 1
Modification	Date	Name	Original		Replacement of	Replaced by	Scale 1:1				1460

=V1WR2UQ51WC4/1.5 / W1

=V1KF1+.UC47/102.6 / +.UC47-KF100.47-P3

-W1
TPU
RSM RKM 56-15M/S3059
15m

-KF100.47-P3
PROFINET Cable
6XV1840-3AH10
15 m

-KF1

X20 M12, 7/8" 1 2 PE 4 5
0V_VAL / OUT
0V_EL / SEN
FE
24V_EL / SEN
24V_VAL / OUT

-TP1 M12
-TP2 M12

ON
OFF
1 2 1 2

FESTO
Bus node + Interlinking block
548755 + 550208

-KF1.11
FESTO
CPX-M-AB-8-M12X2-5POL
549335

I2200.0	DI 0 X1:4	V1WR2UQ51UQ1.1-BGR	Clamps 1 (RESET)
I2200.1	DI 1 X1:2	V1WR2UQ51UQ1.1-BGS	Clamps 1 (SET)
I2200.2	DI 2 X2:4	V1WR2UQ51UQ1.2-BGR	Clamps 1 (RESET)
I2200.3	DI 3 X2:2	V1WR2UQ51UQ1.2-BGS	Clamps 1 (SET)
I2200.4	DI 4 X3:4	V1WR2UQ51UQ1.3-BGR	Clamps 1 (RESET)
I2200.5	DI 5 X3:2	V1WR2UQ51UQ1.3-BGS	Clamps 1 (SET)
I2200.6	DI 6 X4:4	V1WR2UQ51UQ1.4-BGR	Clamps 1 (RESET)
I2200.7	DI 7 X4:2	V1WR2UQ51UQ1.4-BGS	Clamps 1 (SET)
I2201.0	DI 8 X5:4	V1WR2UQ51UQ1.5-BGR	Clamps 1 (RESET)
I2201.1	DI 9 X5:2	V1WR2UQ51UQ1.5-BGS	Clamps 1 (SET)
I2201.2	DI 10 X6:4	V1WR2UQ51UQ1.6-BGR	Clamps 1 (RESET)
I2201.3	DI 11 X6:2	V1WR2UQ51UQ1.6-BGS	Clamps 1 (SET)
I2201.4	DI 12 X7:4	V1WR2UQ51UQ2.1-BGR	Clamps 2 (RESET)
I2201.5	DI 13 X7:2	V1WR2UQ51UQ2.1-BGS	Clamps 2 (SET)
I2201.6	DI 14 X8:4	V1WR2UQ51UQ2.2-BGR	Clamps 2 (RESET)
I2201.7	DI 15 X8:2	V1WR2UQ51UQ2.2-BGS	Clamps 2 (SET)

X1 M12: 24V DI 1 0V DI 0 FE — 1 2 3 4 5 — BN WH BU BK
X2 M12: 24V DI 3 0V DI 2 FE — 1 2 3 4 5 — BN WH BU BK
X3 M12: 24V DI 5 0V DI 4 FE — 1 2 3 4 5 — BN WH BU BK
X4 M12: 24V DI 7 0V DI 6 FE — 1 2 3 4 5 — BN WH BU BK
X5 M12: 24V DI 9 0V DI 8 FE — 1 2 3 4 5 — BN WH BU BK
X6 M12: 24V DI 11 0V DI 10 FE — 1 2 3 4 5 — BN WH BU BK
X7 M12: 24V DI 13 0V DI 12 FE — 1 2 3 4 5 — BN WH BU BK
X8 M12: 24V DI 15 0V DI 14 FE — 1 2 3 4 5 — BN WH BU BK

+.WR2UQ51UQ1.1-W1 =V1WR2UQ51UQ1+.WR2UQ51UQ1/1.1
+.WR2UQ51UQ1.2-W1 =V1WR2UQ51UQ1+.WR2UQ51UQ1/1.2
+.WR2UQ51UQ1.3-W1 =V1WR2UQ51UQ1+.WR2UQ51UQ1/1.4
+.WR2UQ51UQ1.4-W1 =V1WR2UQ51UQ1+.WR2UQ51UQ1/1.5
+.WR2UQ51UQ1.5-W1 =V1WR2UQ51UQ1+.WR2UQ51UQ1/1.7
+.WR2UQ51UQ1.6-W1 =V1WR2UQ51UQ1+.WR2UQ51UQ1/1.9
+.WR2UQ51UQ2.1-W1 =V1WR2UQ51UQ2+.WR2UQ51UQ2/1.1
+.WR2UQ51UQ2.2-W1 =V1WR2UQ51UQ2+.WR2UQ51UQ2/1.2

=V1WR2UQ51BG0/1

2

			Date	12/14/2022	Volvo Trucks North America		Valiant TMS	CONNECTING MOD. FOR VTSA MANIFOLD	Drawing name: =2V06&EFS_EL	= V1WR2UQ51KF1	
			Ed.	MKLEPADLO						+ V1WR2UQ51	
			Appr		P6700 Rear Wall - Cell 2V06		Scale 1:1		Document type: EFS	Project nr: 22-16148	Page 1
Modification	Date	Name	Original		Replacement of	Replaced by					1460

-KF1.12

FESTO

CPX-M-AB-8-M12X2-5POL

549335

I2202.0	DI 0 X1:4	V1WR2UQ51UQ2.3-BGR	Clamps 2 (RESET)
I2202.1	DI 1 X1:2	V1WR2UQ51UQ2.3-BGS	Clamps 2 (SET)
I2202.2	DI 2 X2:4	V1WR2UQ51UQ2.4-BGR	Clamps 2 (RESET)
I2202.3	DI 3 X2:2	V1WR2UQ51UQ2.4-BGS	Clamps 2 (SET)
I2202.4	DI 4 X3:4	V1WR2UQ51UQ2.5-BGR	Clamps 2 (RESET)
I2202.5	DI 5 X3:2	V1WR2UQ51UQ2.5-BGS	Clamps 2 (SET)
I2202.6	DI 6 X4:4	V1WR2UQ51UQ2.6-BGR	Clamps 2 (RESET)
I2202.7	DI 7 X4:2	V1WR2UQ51UQ2.6-BGS	Clamps 2 (SET)
I2203.0	DI 8 X5:4	V1WR2UQ51UQ3.1-BGR	Clamps 3 (RESET)
I2203.1	DI 9 X5:2	V1WR2UQ51UQ3.1-BGS	Clamps 3 (SET)
I2203.2	DI 10 X6:4	V1WR2UQ51UQ3.2-BGR	Clamps 3 (RESET)
I2203.3	DI 11 X6:2	V1WR2UQ51UQ3.2-BGS	Clamps 3 (SET)
I2203.4	DI 12 X7:4	V1WR2UQ51UQ3.3-BGR	Clamps 3 (RESET)
I2203.5	DI 13 X7:2	V1WR2UQ51UQ3.3-BGS	Clamps 3 (SET)
I2203.6	DI 14 X8:4	V1WR2UQ51UQ3.4-BGR	Clamps 3 (RESET)
I2203.7	DI 15 X8:2	V1WR2UQ51UQ3.4-BGS	Clamps 3 (SET)

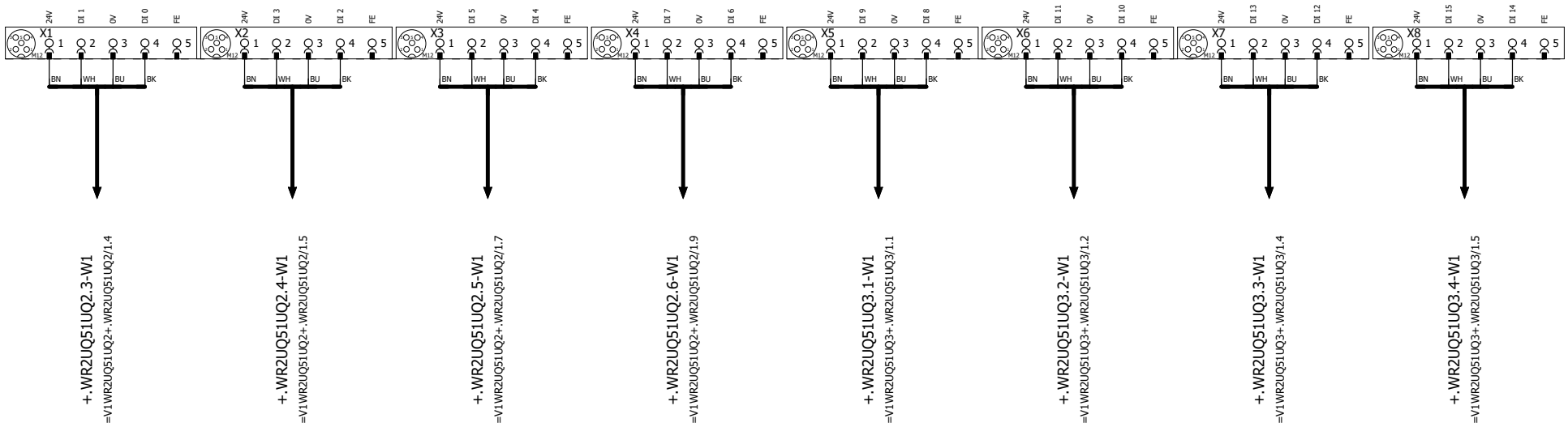

			Date	12/14/2022	Volvo Trucks North America		Valiant TMS	I/O MOD. DI16 (8 x M12) FOR VTSA-F	Drawing name: =2V06&EFS_EL	= V1WR2UQ51KF1	
			Ed.	MKLEPADLO						+ V1WR2UQ51	
			Appr		P6700 Rear Wall - Cell 2V06				Document type: EFS	Project nr: 22-16148	Page 2
Modification	Date	Name	Original		Replacement of	Replaced by	Scale 1:1				1460

I2204.0	DI 0 X1:4	V1WR2UQ51-BG01	Member
I2204.1	DI 1 X1:2	V1WR2UQ51-BG02	Vertical Member RH
I2204.2	DI 2 X2:4	V1WR2UQ51-BG03	Rear Wall Panel
I2204.3	DI 3 X2:2	V1WR2UQ51-BG04	Rear Wall Panel
I2204.4	DI 4 X3:4	I2204.4	Spare
I2204.5	DI 5 X3:2	I2204.5	Spare
I2204.6	DI 6 X4:4	I2204.6	Spare
I2204.7	DI 7 X4:2	I2204.7	Spare
I2205.0	DI 8 X5:4	I2205.0	Spare
I2205.1	DI 9 X5:2	I2205.1	Spare
I2205.2	DI 10 X6:4	I2205.2	Spare
I2205.3	DI 11 X6:2	I2205.3	Spare
I2205.4	DI 12 X7:4	I2205.4	Spare
I2205.5	DI 13 X7:2	I2205.5	Spare
I2205.6	DI 14 X8:4	I2205.6	Spare
I2205.7	DI 15 X8:2	I2205.7	Spare

-KF1.13

FESTO

CPX-M-AB-8-M12X2-5POL

549335

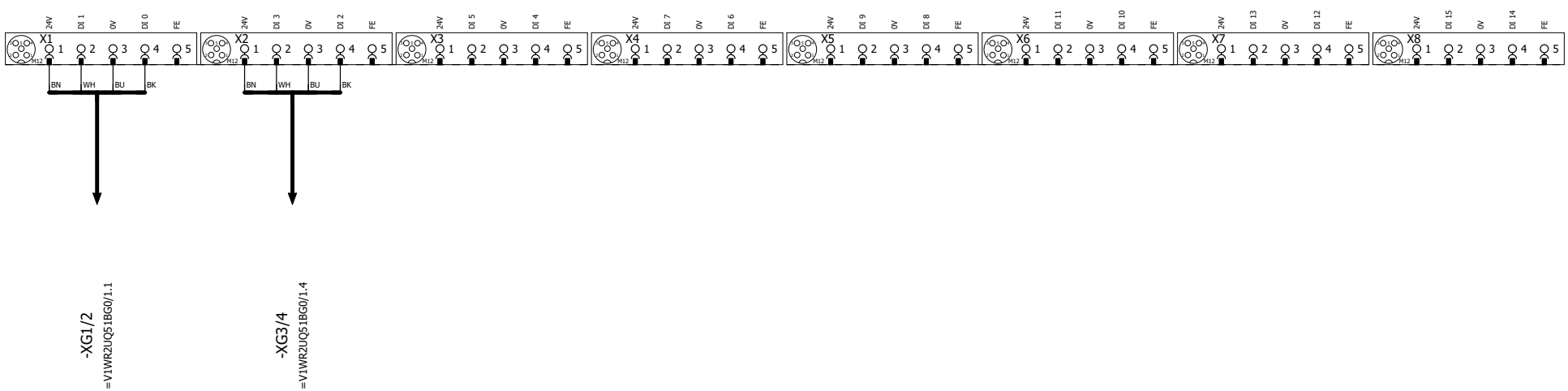

2 4

			Date	12/14/2022	Volvo Trucks North America	Valiant TMS	I/O MOD. DI16 (8 x M12) FOR VTSA-F	Drawing name: =2V06&EFS_EL	= V1WR2UQ51KF1 + V1WR2UQ51
			Ed.	MKLEPADLO	P6700 Rear Wall - Cell 2V06				
			Appr					Document type: EFS	Project nr: 22-16148
Modification	Date	Name	Original		Replacement of / Replaced by	Scale 1:1			Page 3 / 1460

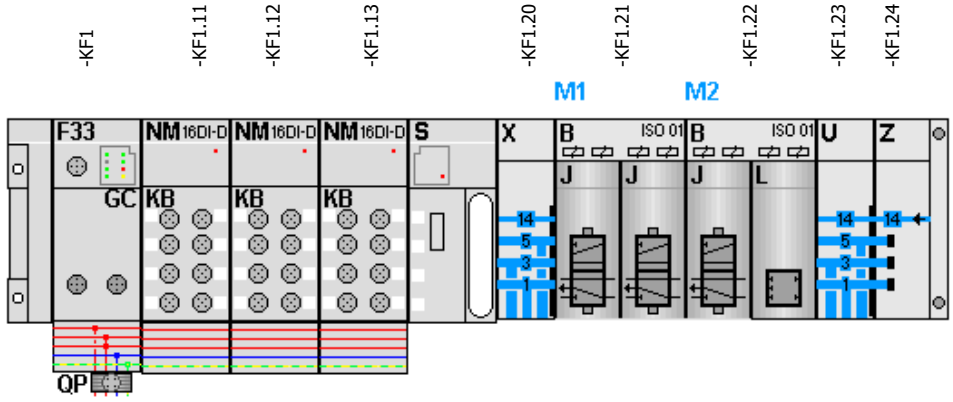

-KF1.21
=V1WR2UQ51UQ1+.WR2UQ51UQ1/1.3
=V1WR2UQ51UQ2+.WR2UQ51UQ2/1.3

FESTO

=V1WR2UQ51UQ1+.WR2UQ51UQ1/1.4	Q2200.0 DO 0 1.1	-QN1.1_Q	Clamps 1 (RST)
=V1WR2UQ51UQ1+.WR2UQ51UQ1/1.4	Q2200.1 DO 1 1.2	-QN1.2_Q	Clamps 1 (SET)
=V1WR2UQ51UQ2+.WR2UQ51UQ2/1.4	Q2200.2 DO 2 2.1	-QN2.1_Q	Clamps 2 (RST)
=V1WR2UQ51UQ2+.WR2UQ51UQ2/1.4	Q2200.3 DO 3 2.2	-QN2.2_Q	Clamps 2 (SET)

-KF1.22
=V1WR2UQ51UQ3+.WR2UQ51UQ3/1.3
=V1WR2UQ51UQ4+.WR2UQ51UQ4/1.3

FESTO

=V1WR2UQ51UQ3+.WR2UQ51UQ3/1.4	Q2200.4 DO 0 1.1	-QN3.1_Q	Clamps 3 (RST)
=V1WR2UQ51UQ3+.WR2UQ51UQ3/1.4	Q2200.5 DO 1 1.2	-QN3.2_Q	Clamps 3 (SET)
=V1WR2UQ51UQ4+.WR2UQ51UQ4/1.4	Q2200.6 DO 2 2.1	-QN4.1_Q	Spare
=V1WR2UQ51UQ4+.WR2UQ51UQ4/1.4	Q2200.7 DO 3 2.2	-QN4.2_Q	Spare

			Date	12/14/2022	Volvo Trucks North America		Valiant TMS	CONNECTING MOD. FOR FESTO DQ	Drawing name: =2V06&EFS_EL	= V1WR2UQ51KF1
			Ed.	MKLEPADLO						+ V1WR2UQ51
			Appr		P6700 Rear Wall - Cell 2V06		Scale 1:1		Document type: EFS	Project nr: 22-16148
Modification	Date	Name	Original		Replacement of	Replaced by				Page 4 / 1460

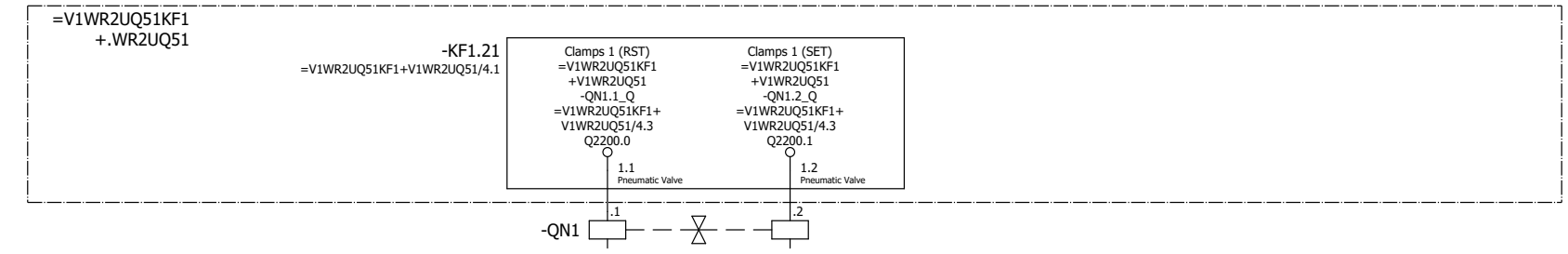

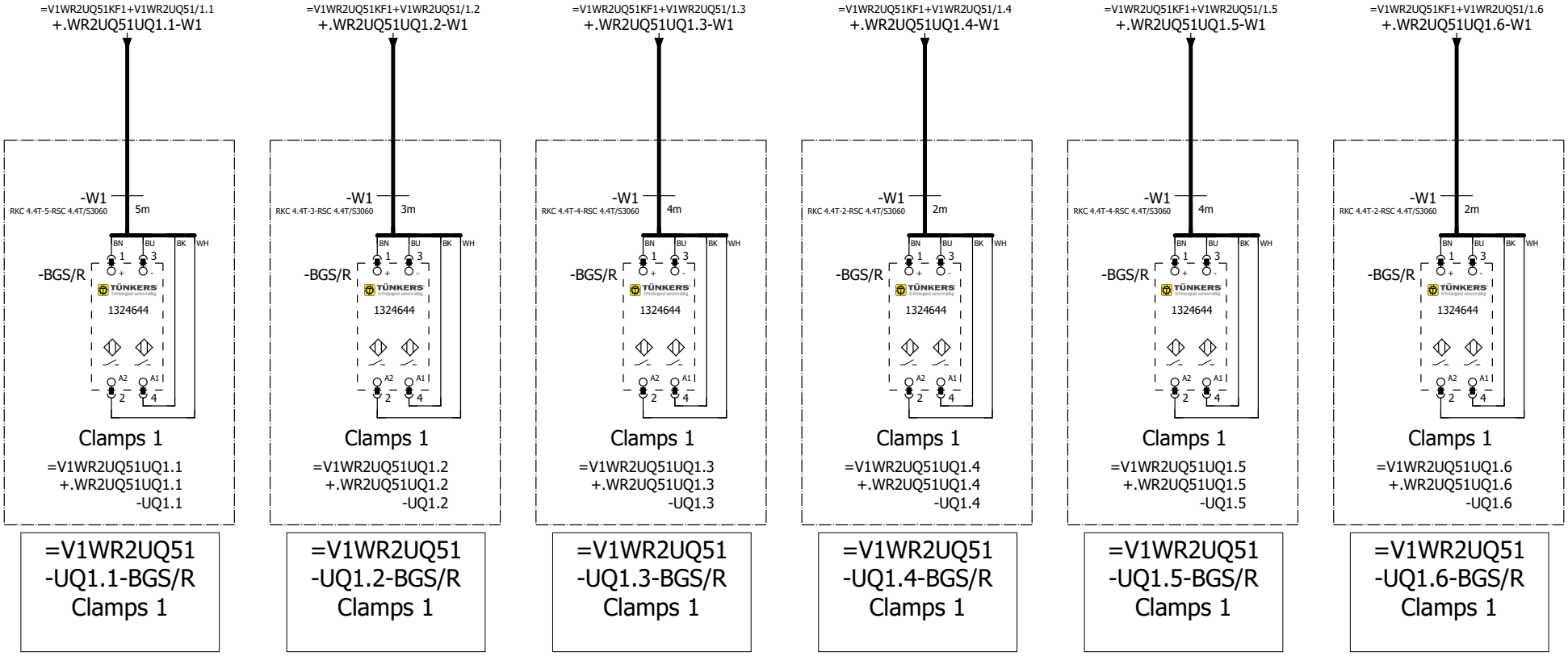

=V1WR2UQ51KF1+V1WR2UQ51/4

=V1WR2UQ51UQ2+.WR2UQ51UQ2/1

			Date	12/14/2022	Volvo Trucks North America	Valiant TMS	FESTO DQ CONNECTION QN1	Drawing name: =2V06&EFS_EL	= V1WR2UQ51UQ1	
			Ed.	MKLEPADLO					+ V1WR2UQ51UQ1	
			Appr		P6700 Rear Wall - Cell 2V06			Document type: EFS	Project nr: 22-16148	Page 1
Modification	Date	Name	Original		Replacement of	Replaced by	Scale 1:1			1460

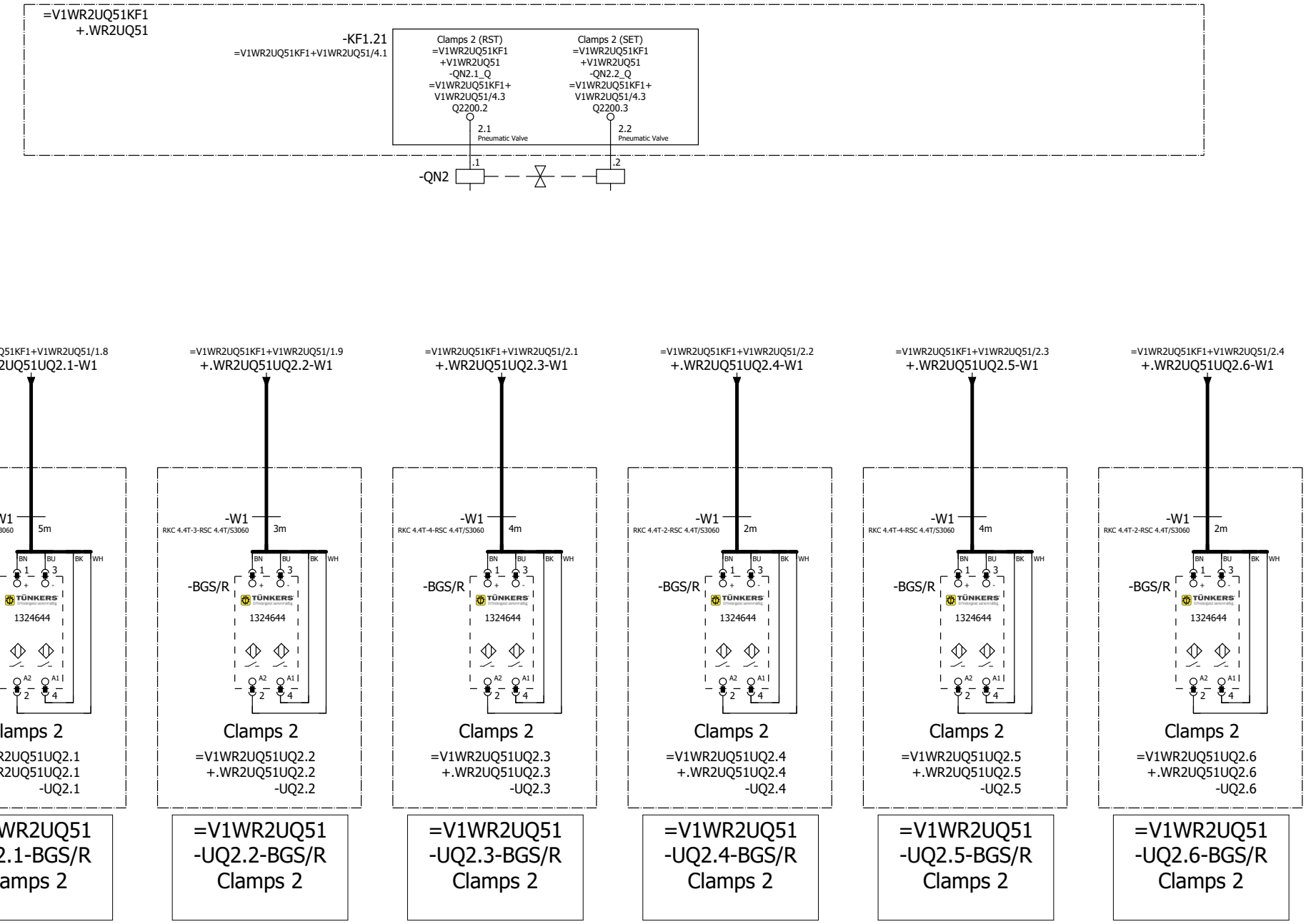

=V1WR2UQ51UQ1+.WR2UQ51UQ1/1

=V1WR2UQ51UQ3+.WR2UQ51UQ3/1

			Date	12/14/2022	Volvo Trucks North America	Valiant TMS	FESTO DQ CONNECTION QN2	Drawing name: =2V06&EFS_EL	= V1WR2UQ51UQ2
			Ed.	MKLEPADLO					+ V1WR2UQ51UQ2
			Appr		P6700 Rear Wall - Cell 2V06			Document type: EFS	Project nr: 22-16148
Modification	Date	Name	Original		Replacement of	Replaced by	Scale 1:1		Page 1 / 1460

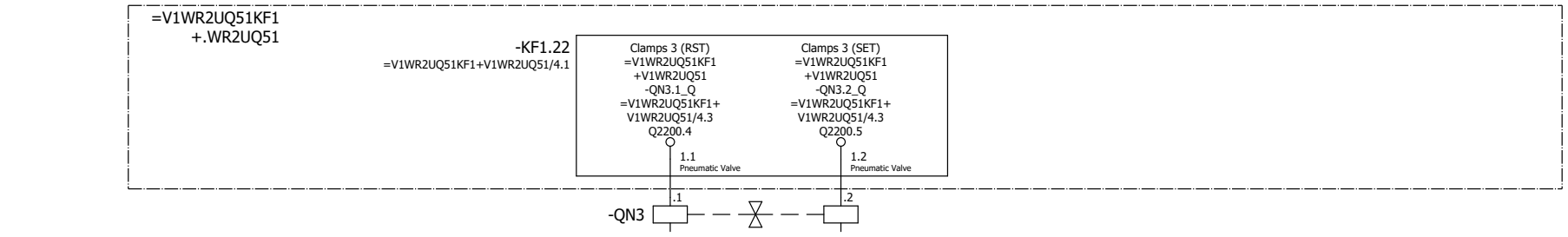

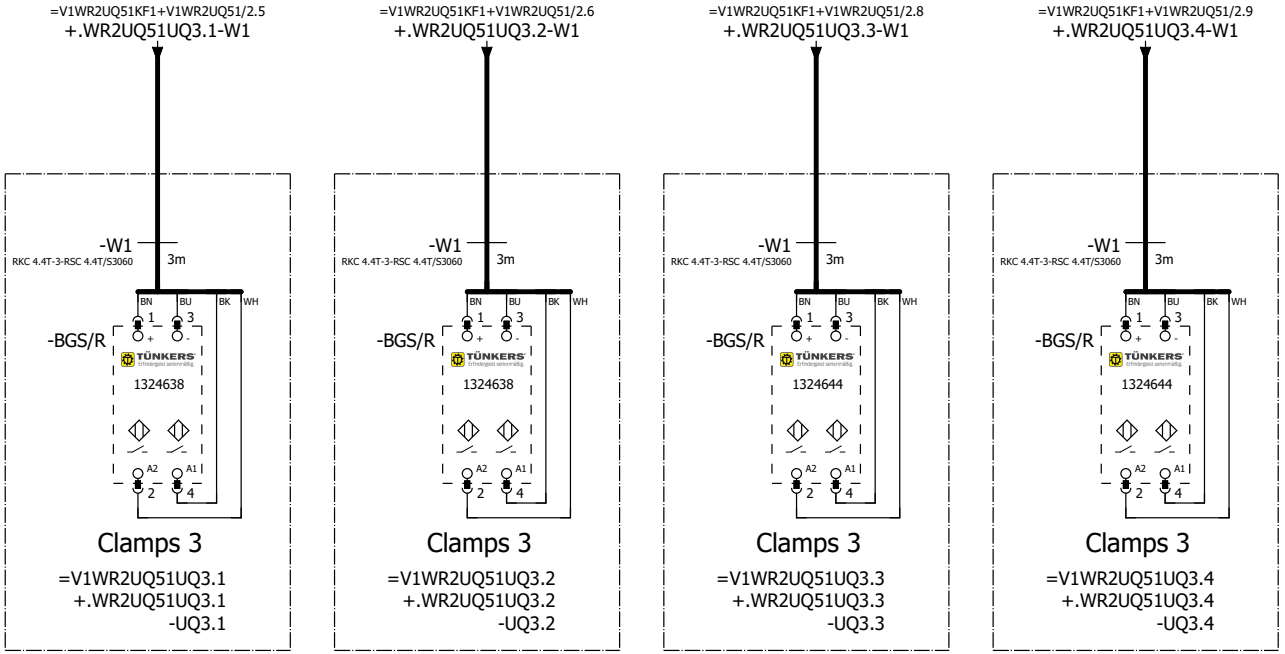

=V1WR2UQ51
-UQ3.1-BGS/R
Clamps 3

=V1WR2UQ51
-UQ3.2-BGS/R
Clamps 3

=V1WR2UQ51
-UQ3.3-BGS/R
Clamps 3

=V1WR2UQ51
-UQ3.4-BGS/R
Clamps 3

=V1WR2UQ51UQ2+.WR2UQ51UQ2/1

=V1WR2UQ51UQ4+.WR2UQ51UQ4/1

			Date	12/14/2022	Volvo Trucks North America		Valiant TMS	FESTO DQ CONNECTION QN3	Drawing name: =2V06&EFS_EL	= V1WR2UQ51UQ3
			Ed.	MKLEPADLO						+ V1WR2UQ51UQ3
			Appr		P6700 Rear Wall - Cell 2V06				Document type: EFS	Project nr: 22-16148
Modification	Date	Name	Original		Replacement of	Replaced by	Scale 1:1			Page 1 / 1460

=V1WR2UQ51KF1
+.WR2UQ51

-KF1.22
=V1WR2UQ51KF1+V1WR2UQ51/4.1

Spare (RST)	Spare (SET)
=V1WR2UQ51KF1 +V1WR2UQ51 -QN4.1_Q =V1WR2UQ51KF1+ V1WR2UQ51/4.3 Q2200.6	=V1WR2UQ51KF1 +V1WR2UQ51 -QN4.2_Q =V1WR2UQ51KF1+ V1WR2UQ51/4.3 Q2200.7
2.1 Pneumatic Valve	2.2 Pneumatic Valve

=V1WR2UQ51UQ3+.WR2UQ51UQ3/1

=V1WR2UQ51WC4+V1WR2UQ51/1

			Date	12/14/2022	Volvo Trucks North America		Valiant TMS	FESTO DQ CONNECTION QN4	Drawing name: =2V06&EFS_EL	= V1WR2UQ51UQ4
			Ed.	MKLEPADLO						+ V1WR2UQ51UQ4
			Appr		P6700 Rear Wall - Cell 2V06				Document type: EFS	Project nr: 22-16148
Modification	Date	Name	Original		Replacement of	Replaced by	Scale 1:1			Page 1 / 1460

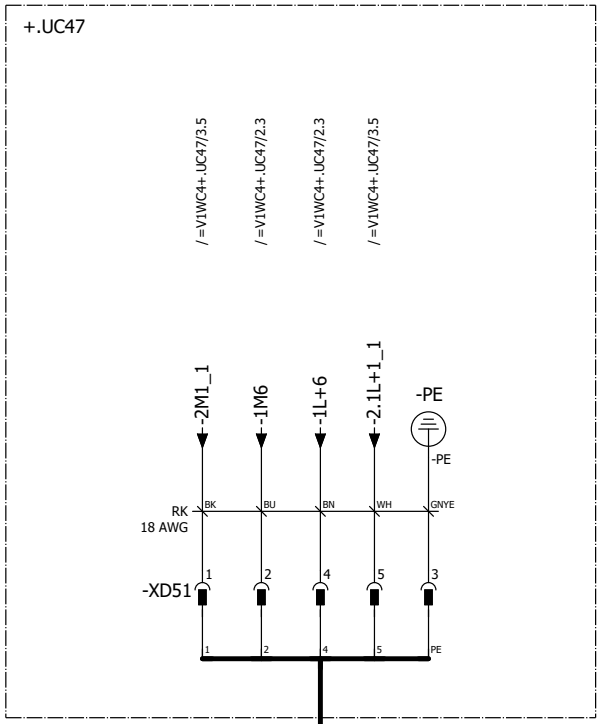

POWER IN / POWER OUT

Pin 1: 0 V UA
Pin 2: 0 V US
Pin 3: FE
Pin 4: +24 V US / 9 A
Pin 5: +24 V UA / 9 A

Pin #	WIRE	COLOR
Pin 1	2M1_1	BK
Pin 2	1M6	BU
Pin 3	PE	GNYE
Pin 4	1L+6	BN
Pin 5	2.1L+1_1	WH

=V1WR2UQ51UQ4+.WR2UQ51UQ4/1

=V1WR2UQ52BG0+.WR2UQ52/1

			Date	12/14/2022	Volvo Trucks North America		Valiant TMS	24VDC	Drawing name: =2V06&EFS_EL	= V1WR2UQ51WC4
			Ed.	MKLEPADLO						+ V1WR2UQ51
			Appr		P6700 Rear Wall - Cell 2V06				Document type: EFS	Project nr: 22-16148
Modification	Date	Name	Original		Replacement of	Replaced by	Scale 1:1			Page 1 / 1460

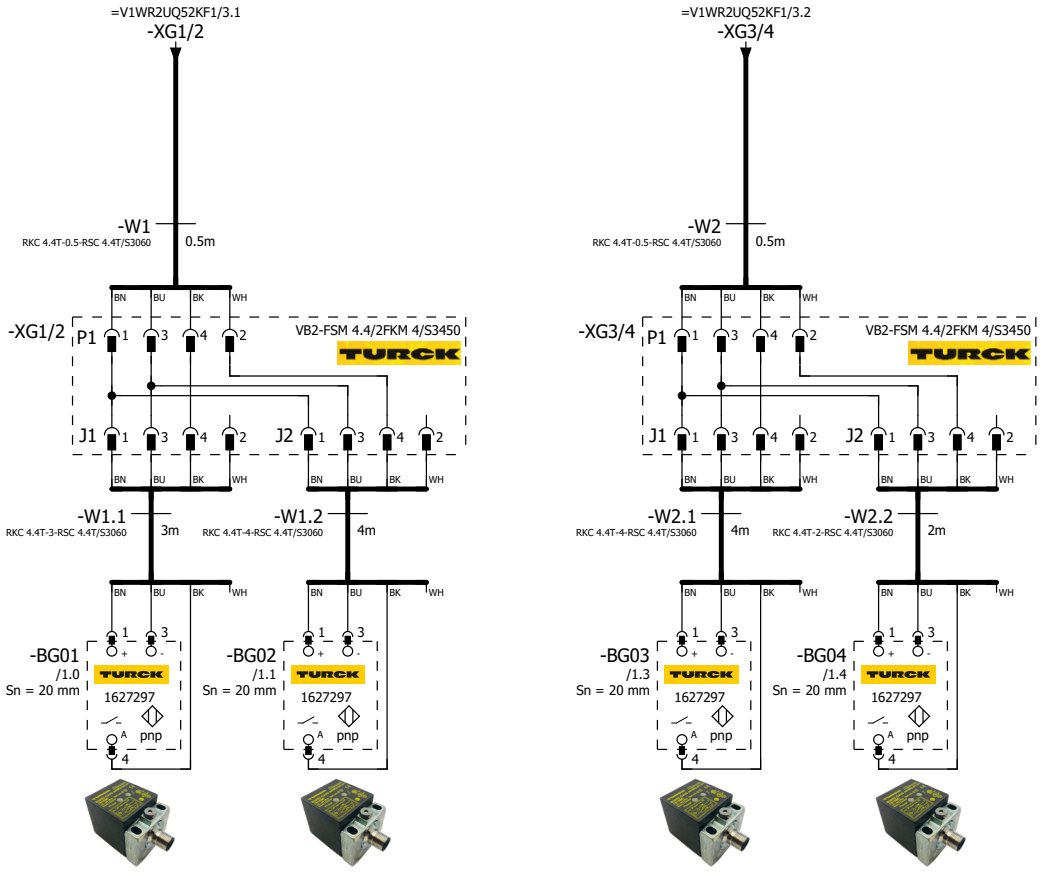

=V1WR2UQ52 -BG01 Vertical Member	=V1WR2UQ52 -BG02 Cross Member	=V1WR2UQ52 -BG03 Rear Wall Panel	=V1WR2UQ52 -BG04 Rear Wall Panel

=V1WR2UQ51WC4+.WR2UQ51/1 =V1WR2UQ52KF1/1

			Date	12/14/2022	Volvo Trucks North America	Valiant TMS	SENSORS	Drawing name: =2V06&EFS_EL	= V1WR2UQ52BG0	
			Ed.	MKLEPADLO					+ V1WR2UQ52	
			Appr		P6700 Rear Wall - Cell 2V06	Scale 1:1		Document type: EFS	Project nr: 22-16148	Page 1
Modification	Date	Name	Original		Replacement of	Replaced by				1460

=V1WR2UQ52WC4/1.5 / W1

=V1KF1+.UC47/102.6 / +.UC47-KF100.47-P4

-W1
TPU
RSM RKM 56-15M/S3059
15m

-KF100.47-P4
PROFINET Cable
6XV1840-3AH10

-KF1

X20 M12, 7/8" 1 2 PE 4 5
0V_VAL / OUT
0V_EL / SEN
FE
24V_EL / SEN
24V_VAL / OUT

-TP1 M12
-TP2 M12

ON
OFF
1 2 1 2

FESTO
Bus node + Interlinking block
548755 + 550208

-KF1.11

FESTO
CPX-M-AB-8-M12X2-5POL
549335

I2225.0	DI 0 X1:4	V1WR2UQ52UQ1.1-BGR	Clamps 1 (RESET)
I2225.1	DI 1 X1:2	V1WR2UQ52UQ1.1-BGS	Clamps 1 (SET)
I2225.2	DI 2 X2:4	V1WR2UQ52UQ1.2-BGR	Clamps 1 (RESET)
I2225.3	DI 3 X2:2	V1WR2UQ52UQ1.2-BGS	Clamps 1 (SET)
I2225.4	DI 4 X3:4	V1WR2UQ52UQ1.3-BGR	Clamps 1 (RESET)
I2225.5	DI 5 X3:2	V1WR2UQ52UQ1.3-BGS	Clamps 1 (SET)
I2225.6	DI 6 X4:4	V1WR2UQ52UQ1.4-BGR	Clamps 1 (RESET)
I2225.7	DI 7 X4:2	V1WR2UQ52UQ1.4-BGS	Clamps 1 (SET)
I2226.0	DI 8 X5:4	V1WR2UQ52UQ2.1-BGR	Clamps 2 (RESET)
I2226.1	DI 9 X5:2	V1WR2UQ52UQ2.1-BGS	Clamps 2 (SET)
I2226.2	DI 10 X6:4	V1WR2UQ52UQ2.2-BGR	Clamps 2 (RESET)
I2226.3	DI 11 X6:2	V1WR2UQ52UQ2.2-BGS	Clamps 2 (SET)
I2226.4	DI 12 X7:4	V1WR2UQ52UQ2.3-BGR	Clamps 2 (RESET)
I2226.5	DI 13 X7:2	V1WR2UQ52UQ2.3-BGS	Clamps 2 (SET)
I2226.6	DI 14 X8:4	V1WR2UQ52UQ2.4-BGR	Clamps 2 (RESET)
I2226.7	DI 15 X8:2	V1WR2UQ52UQ2.4-BGS	Clamps 2 (SET)

X1 M12: 24V | DI 1 | 0V | DI 0 | FE — 1 2 3 4 5 — BN WH BU BK
X2 M12: 24V | DI 3 | 0V | DI 2 | FE — 1 2 3 4 5 — BN WH BU BK
X3 M12: 24V | DI 5 | 0V | DI 4 | FE — 1 2 3 4 5 — BN WH BU BK
X4 M12: 24V | DI 7 | 0V | DI 6 | FE — 1 2 3 4 5 — BN WH BU BK
X5 M12: 24V | DI 9 | 0V | DI 8 | FE — 1 2 3 4 5 — BN WH BU BK
X6 M12: 24V | DI 11 | 0V | DI 10 | FE — 1 2 3 4 5 — BN WH BU BK
X7 M12: 24V | DI 13 | 0V | DI 12 | FE — 1 2 3 4 5 — BN WH BU BK
X8 M12: 24V | DI 15 | 0V | DI 14 | FE — 1 2 3 4 5 — BN WH BU BK

+.WR2UQ52UQ1.1-W1 =V1WR2UQ52UQ1+.WR2UQ52UQ1/1.1
+.WR2UQ52UQ1.2-W1 =V1WR2UQ52UQ1+.WR2UQ52UQ1/1.2
+.WR2UQ52UQ1.3-W1 =V1WR2UQ52UQ1+.WR2UQ52UQ1/1.4
+.WR2UQ52UQ1.4-W1 =V1WR2UQ52UQ1+.WR2UQ52UQ1/1.5
+.WR2UQ52UQ2.1-W1 =V1WR2UQ52UQ2+.WR2UQ52UQ2/1.1
+.WR2UQ52UQ2.2-W1 =V1WR2UQ52UQ2+.WR2UQ52UQ2/1.2
+.WR2UQ52UQ2.3-W1 =V1WR2UQ52UQ2+.WR2UQ52UQ2/1.4
+.WR2UQ52UQ2.4-W1 =V1WR2UQ52UQ2+.WR2UQ52UQ2/1.5

=V1WR2UQ52BG0/1

2

			Date	12/14/2022	Volvo Trucks North America		Valiant TMS	CONNECTING MOD. FOR VTSA MANIFOLD	Drawing name: =2V06&EFS_EL	= V1WR2UQ52KF1	
			Ed.	MKLEPADLO						+ V1WR2UQ52	
			Appr		P6700 Rear Wall - Cell 2V06		Scale 1:1		Document type: EFS	Project nr: 22-16148	Page 1
Modification	Date	Name	Original		Replacement of	Replaced by					1460

-KF1.12

FESTO

CPX-M-AB-8-M12X2-5POL

549335

I2227.0	DI 0 X1:4	V1WR2UQ52UQ2.5-BGR	Clamps 2 (RESET)
I2227.1	DI 1 X1:2	V1WR2UQ52UQ2.5-BGS	Clamps 2 (SET)
I2227.2	DI 2 X2:4	V1WR2UQ52UQ2.6-BGR	Clamps 2 (RESET)
I2227.3	DI 3 X2:2	V1WR2UQ52UQ2.6-BGS	Clamps 2 (SET)
I2227.4	DI 4 X3:4	V1WR2UQ52UQ3.1-BGR	Clamps 3 (RESET)
I2227.5	DI 5 X3:2	V1WR2UQ52UQ3.1-BGS	Clamps 3 (SET)
I2227.6	DI 6 X4:4	V1WR2UQ52UQ3.2-BGR	Clamps 3 (RESET)
I2227.7	DI 7 X4:2	V1WR2UQ52UQ3.2.-BGS	Clamps 3 (SET)
I2228.0	DI 8 X5:4	V1WR2UQ52UQ3.3-BGR	Clamps 3 (RESET)
I2228.1	DI 9 X5:2	V1WR2UQ52UQ3.3-BGS	Clamps 3 (SET)
I2228.2	DI 10 X6:4	V1WR2UQ52UQ3.4-BGR	Clamps 3 (RESET)
I2228.3	DI 11 X6:2	V1WR2UQ52UQ3.4-BGS	Clamps 3 (SET)
I2228.4	DI 12 X7:4	I2228.4	Spare
I2228.5	DI 13 X7:2	I2228.5	Spare
I2228.6	DI 14 X8:4	I2228.6	Spare
I2228.7	DI 15 X8:2	I2228.7	Spare

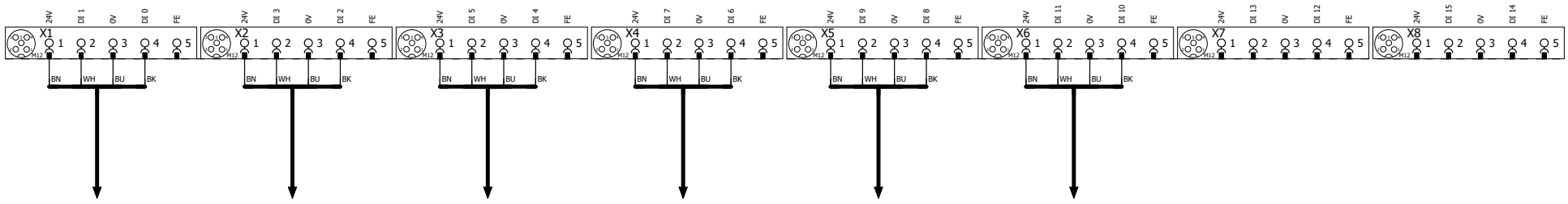

+.WR2UQ52UQ2.5-W1
=V1WR2UQ52UQ2+.WR2UQ52UQ2/1.7

+.WR2UQ52UQ2.6-W1
=V1WR2UQ52UQ2+.WR2UQ52UQ2/1.9

+.WR2UQ52UQ3.1-W1
=V1WR2UQ52UQ3+.WR2UQ52UQ3/1.1

+.WR2UQ52UQ3.2-W1
=V1WR2UQ52UQ3+.WR2UQ52UQ3/1.2

+.WR2UQ52UQ3.3-W1
=V1WR2UQ52UQ3+.WR2UQ52UQ3/1.4

+.WR2UQ52UQ3.4-W1
=V1WR2UQ52UQ3+.WR2UQ52UQ3/1.5

			Date	12/14/2022	Volvo Trucks North America	Valiant TMS	I/O MOD. DI16 (8 x M12) FOR VTSA-F	Drawing name: =2V06&EFS_EL	= V1WR2UQ52KF1
			Ed.	MKLEPADLO					+ V1WR2UQ52
			Appr		P6700 Rear Wall - Cell 2V06			Document type: EFS	Project nr: 22-16148
Modification	Date	Name	Original		Replacement of / Replaced by	Scale 1:1			Page 2 / 1460



			Date	12/14/2022	Volvo Trucks North America	Valiant TMS	I/O MOD. DI16 (8 x M12) FOR VTSA-F	Drawing name: =2V06&EFS_EL	= V1WR2UQ52KF1 + V1WR2UQ52
			Ed.	MKLEPADLO	P6700 Rear Wall - Cell 2V06				
			Appr					Document type: EFS	Project nr: 22-16148
Modification	Date	Name	Original		Replacement of / Replaced by	Scale 1:1			Page 3 / 1460

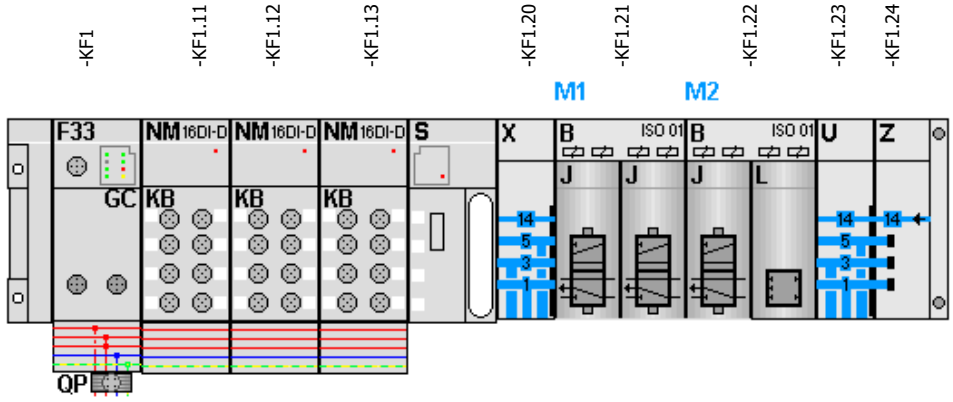

-KF1.21
=V1WR2UQ52UQ1+.WR2UQ52UQ1/1.3
=V1WR2UQ52UQ2+.WR2UQ52UQ2/1.3

FESTO

=V1WR2UQ52UQ1+.WR2UQ52UQ1/1.4	Q2225.0 DO 0.1.1	-QN1.1_Q	Clamps 1 (RST)
=V1WR2UQ52UQ1+.WR2UQ52UQ1/1.4	Q2225.1 DO 1.1.2	-QN1.2_Q	Clamps 1 (SET)
=V1WR2UQ52UQ2+.WR2UQ52UQ2/1.4	Q2225.2 DO 2.2.1	-QN2.1_Q	Clamps 2 (RST)
=V1WR2UQ52UQ2+.WR2UQ52UQ2/1.4	Q2225.3 DO 3.2.2	-QN2.2_Q	Clamps 2 (SET)

-KF1.22
=V1WR2UQ52UQ3+.WR2UQ52UQ3/1.3

FESTO

=V1WR2UQ52UQ3+.WR2UQ52UQ3/1.4	Q2225.4 DO 0.1.1	-QN3.1_Q	Clamps 3 (RST)
=V1WR2UQ52UQ3+.WR2UQ52UQ3/1.4	Q2225.5 DO 1.1.2	-QN3.2_Q	Clamps 3 (SET)
	Q2225.6 DO 2.2.1	-QN4.1_Q	Spare
	Q2225.7 DO 3.2.2	-QN4.2_Q	Spare

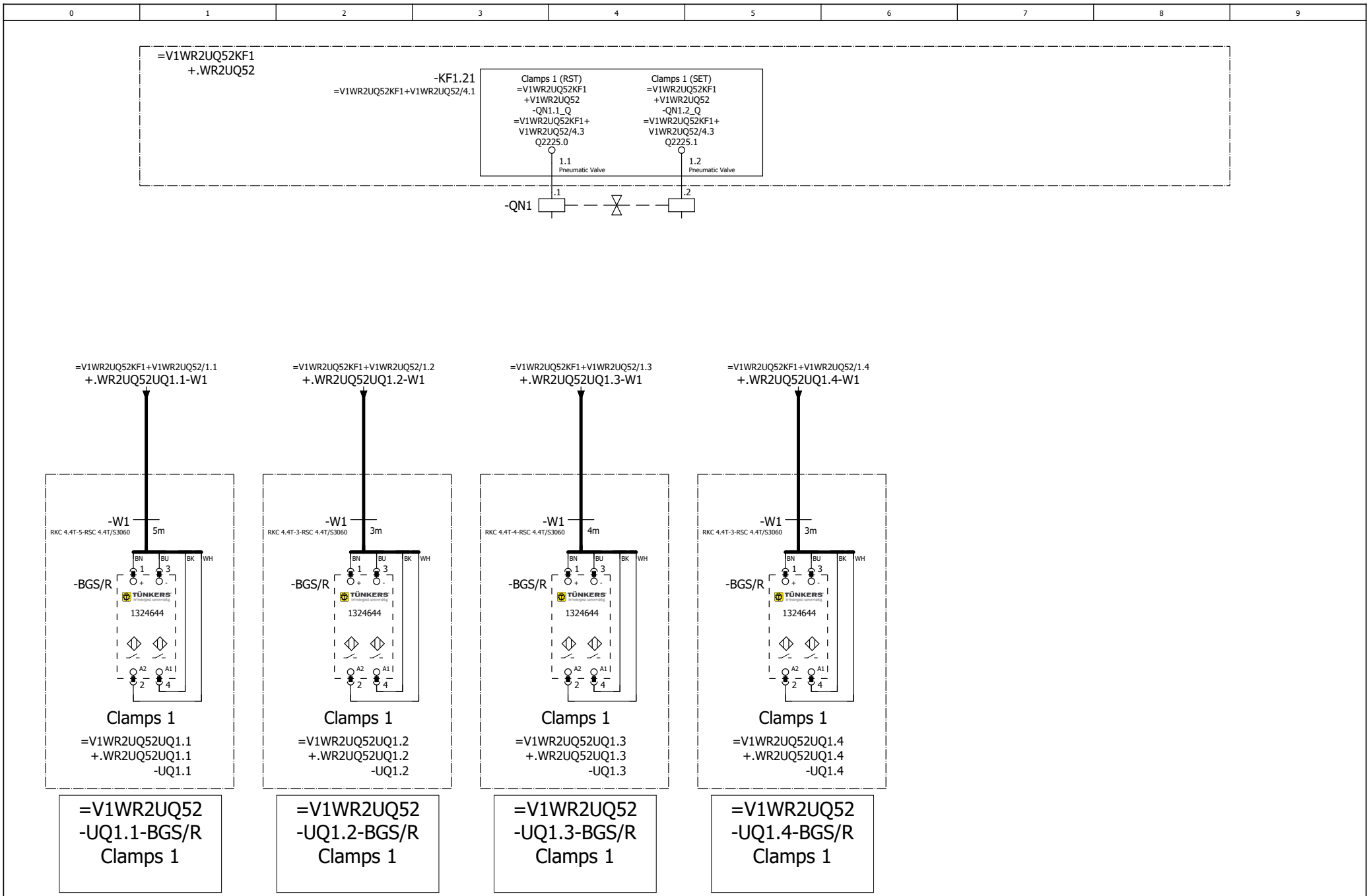

=V1WR2UQ52KF1+V1WR2UQ52/4

=V1WR2UQ52UQ2+.WR2UQ52UQ2/1

			Date	12/14/2022	Volvo Trucks North America		Valiant TMS	FESTO DQ CONNECTION QN1	Drawing name: =2V06&EFS_EL	= V1WR2UQ52UQ1
			Ed.	MKLEPADLO						+ V1WR2UQ52UQ1
			Appr		P6700 Rear Wall - Cell 2V06				Document type: EFS	Project nr: 22-16148
Modification	Date	Name	Original		Replacement of	Replaced by	Scale 1:1			Page 1 / 1460

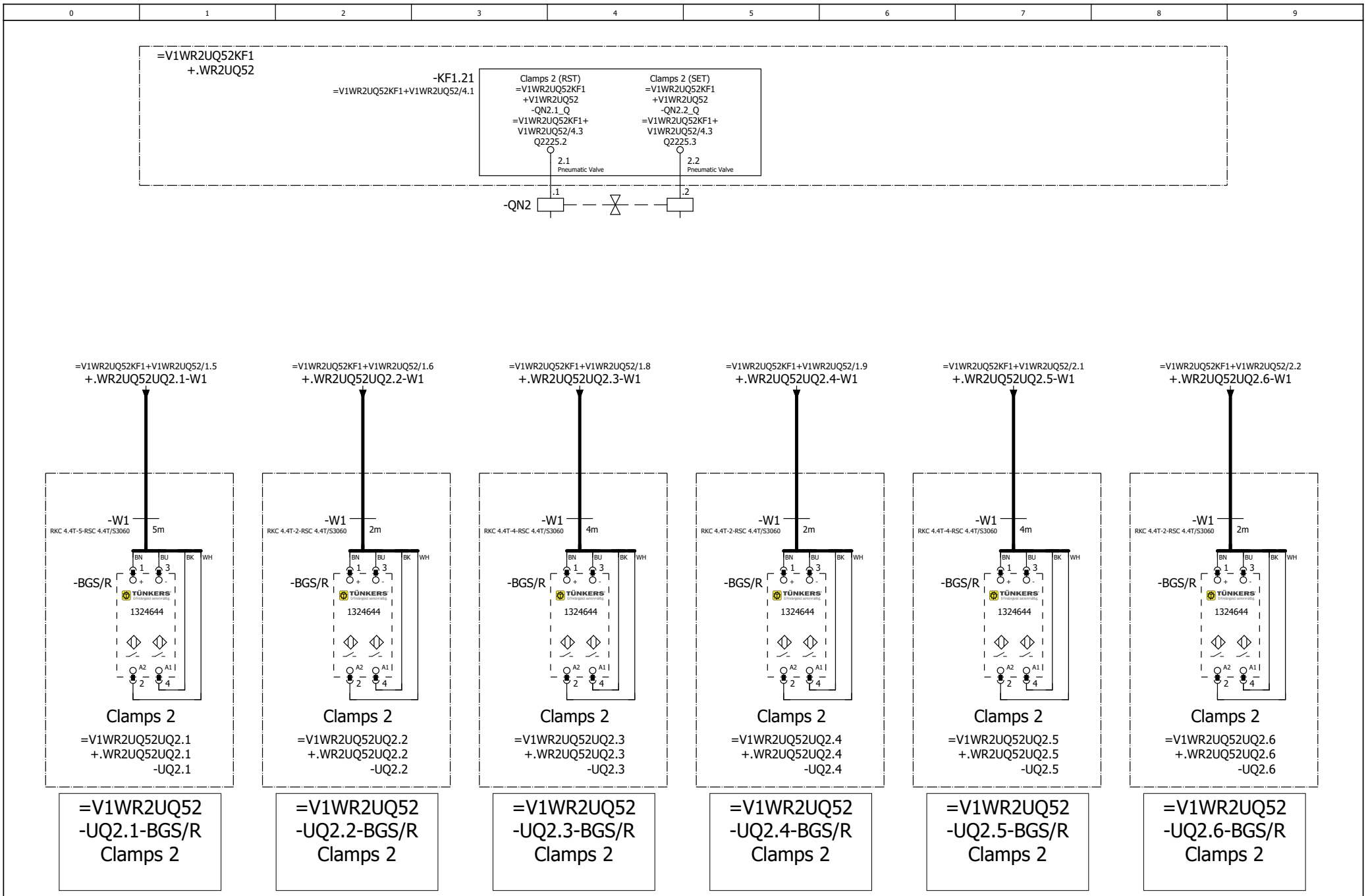

			Date	12/14/2022	Volvo Trucks North America		Valiant TMS	FESTO DQ CONNECTION QN2	Drawing name: =2V06&EFS_EL	= V1WR2UQ52UQ2	
			Ed.	MKLEPADLO						+ V1WR2UQ52UQ2	
			Appr		P6700 Rear Wall - Cell 2V06				Document type: EFS	Project nr: 22-16148	Page 1
Modification	Date	Name	Original		Replacement of	Replaced by	Scale 1:1				1460

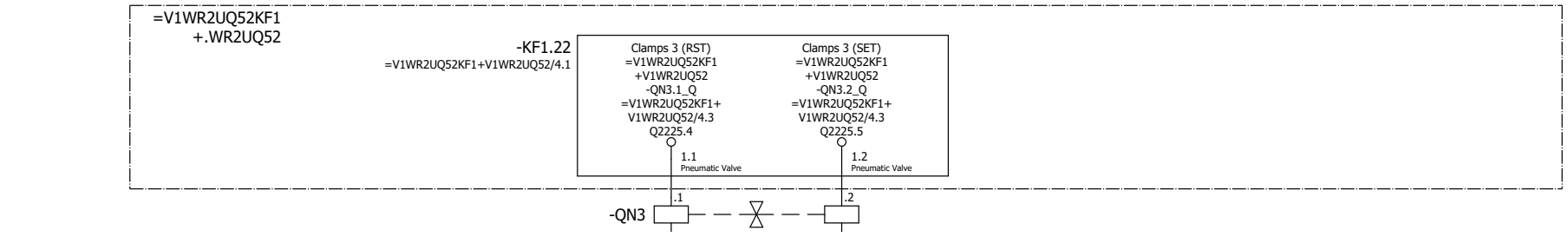

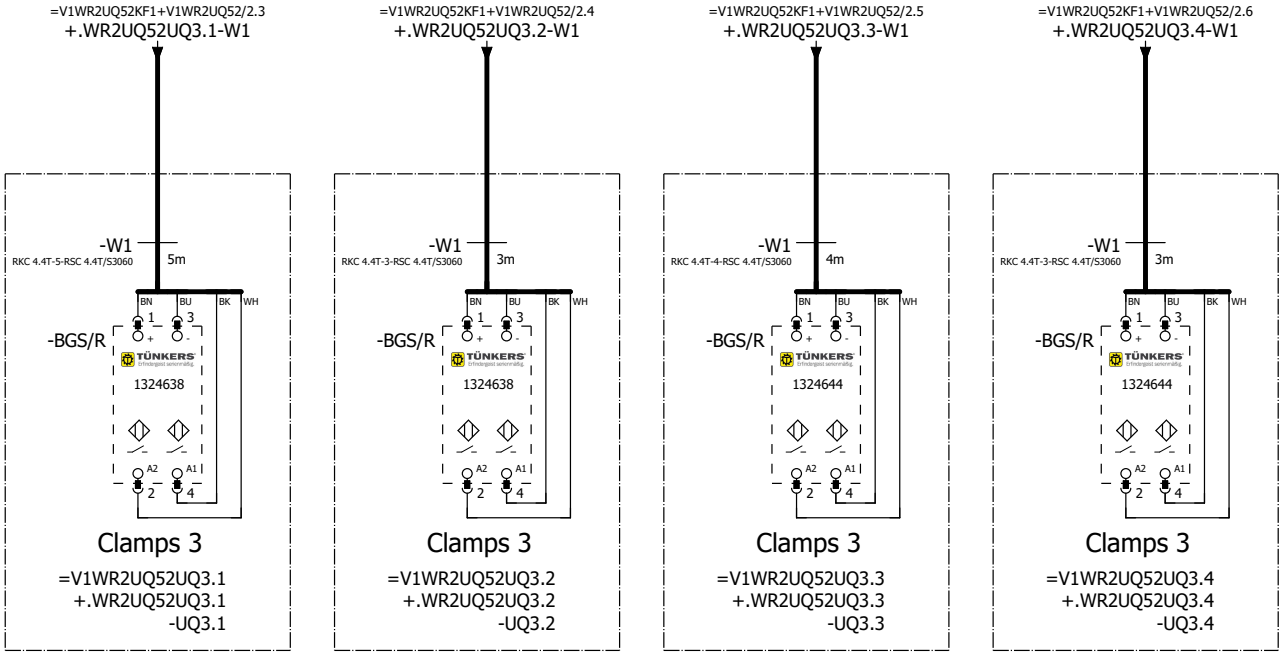

=V1WR2UQ52 -UQ3.1-BGS/R Clamps 3	=V1WR2UQ52 -UQ3.2-BGS/R Clamps 3	=V1WR2UQ52 -UQ3.3-BGS/R Clamps 3	=V1WR2UQ52 -UQ3.4-BGS/R Clamps 3

=V1WR2UQ52UQ2+.WR2UQ52UQ2/1

=V1WR2UQ52WC4+V1WR2UQ52/1

			Date	12/14/2022	Volvo Trucks North America		Valiant TMS	FESTO DQ CONNECTION QN3	Drawing name: =2V06&EFS_EL	= V1WR2UQ52UQ3 + V1WR2UQ52UQ3
			Ed.	MKLEPADLO						
			Appr		P6700 Rear Wall - Cell 2V06				Document type: EFS	Project nr: 22-16148
Modification	Date	Name	Original		Replacement of	Replaced by	Scale 1:1			Page 1 1460

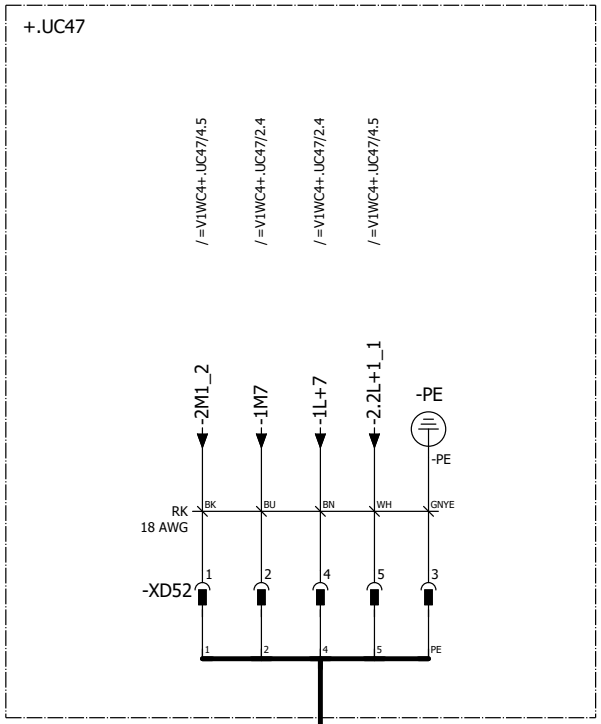

POWER IN / POWER OUT

Pin 1: 0 V UA
Pin 2: 0 V US
Pin 3: FE
Pin 4: +24 V US / 9 A
Pin 5: +24 V UA / 9 A

Pin #	WIRE	COLOR
Pin 1	2M1_2	BK
Pin 2	1M7	BU
Pin 3	PE	GNYE
Pin 4	1L+7	BN
Pin 5	2.2L+1_1	WH

W1
=V1WR2UQ52KF1/1.1

=V1WR2UQ52UQ3+.WR2UQ52UQ3/1

=V1WR2WC1+.WR2UC01/1

			Date	12/14/2022	Volvo Trucks North America	Valiant TMS	24VDC	Drawing name: =2V06&EFS_EL	= V1WR2UQ52WC4
			Ed.	MKLEPADLO					+ V1WR2UQ52
			Appr		P6700 Rear Wall - Cell 2V06			Document type: EFS	Project nr: 22-16148
Modification	Date	Name	Original		Replacement of	Replaced by	Scale 1:1		Page 1 / 1460

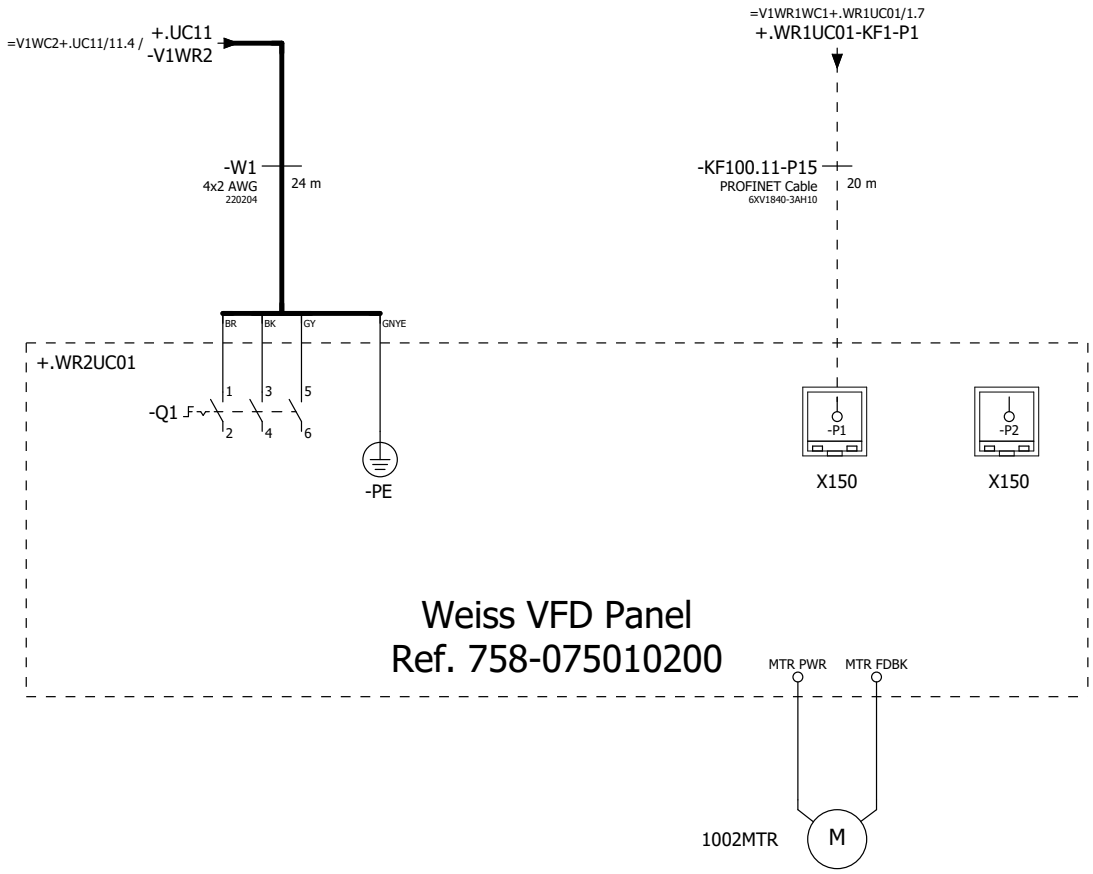

=V1WR2UQ52WC4+.WR2UQ52/1

=V2AR41KF1+V2AR41UC01/1

			Date	12/14/2022	Volvo Trucks North America	Valiant TMS	Incoming power & profinet	Drawing name: =2V06&EFS_EL	= V1WR2WC1	
			Ed.	MKLEPADLO					+ V1WR2UC01	
			Appr		P6700 Rear Wall - Cell 2V06			Document type: EFS	Project nr: 22-16148	Page 1
Modification	Date	Name	Original		Replacement of	Replaced by	Scale 1:1			1460

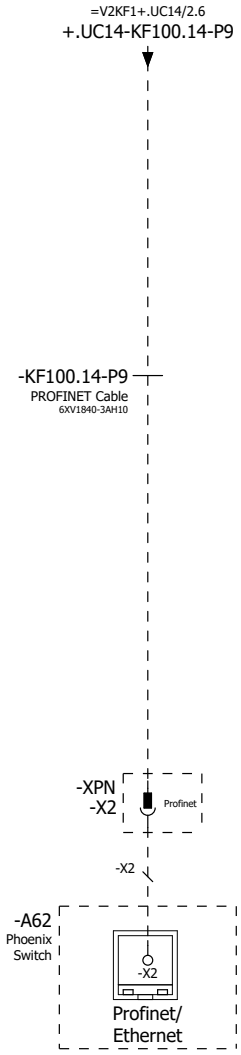

=V1WR2WC1+V1WR2UC01/1

=V2AR41UQ41BG0+.AR41UQ41/1

			Date	12/14/2022	Volvo Trucks North America		Valiant TMS	Incoming Profinet	Drawing name: =2V06&EFS_EL	= V2AR41KF1
			Ed.	MKLEPADLO						+ V2AR41UC01
			Appr		P6700 Rear Wall - Cell 2V06				Document type: EFS	Project nr: 22-16148
Modification	Date	Name	Original		Replacement of	Replaced by	Scale 1:1			Page 1 / 1460

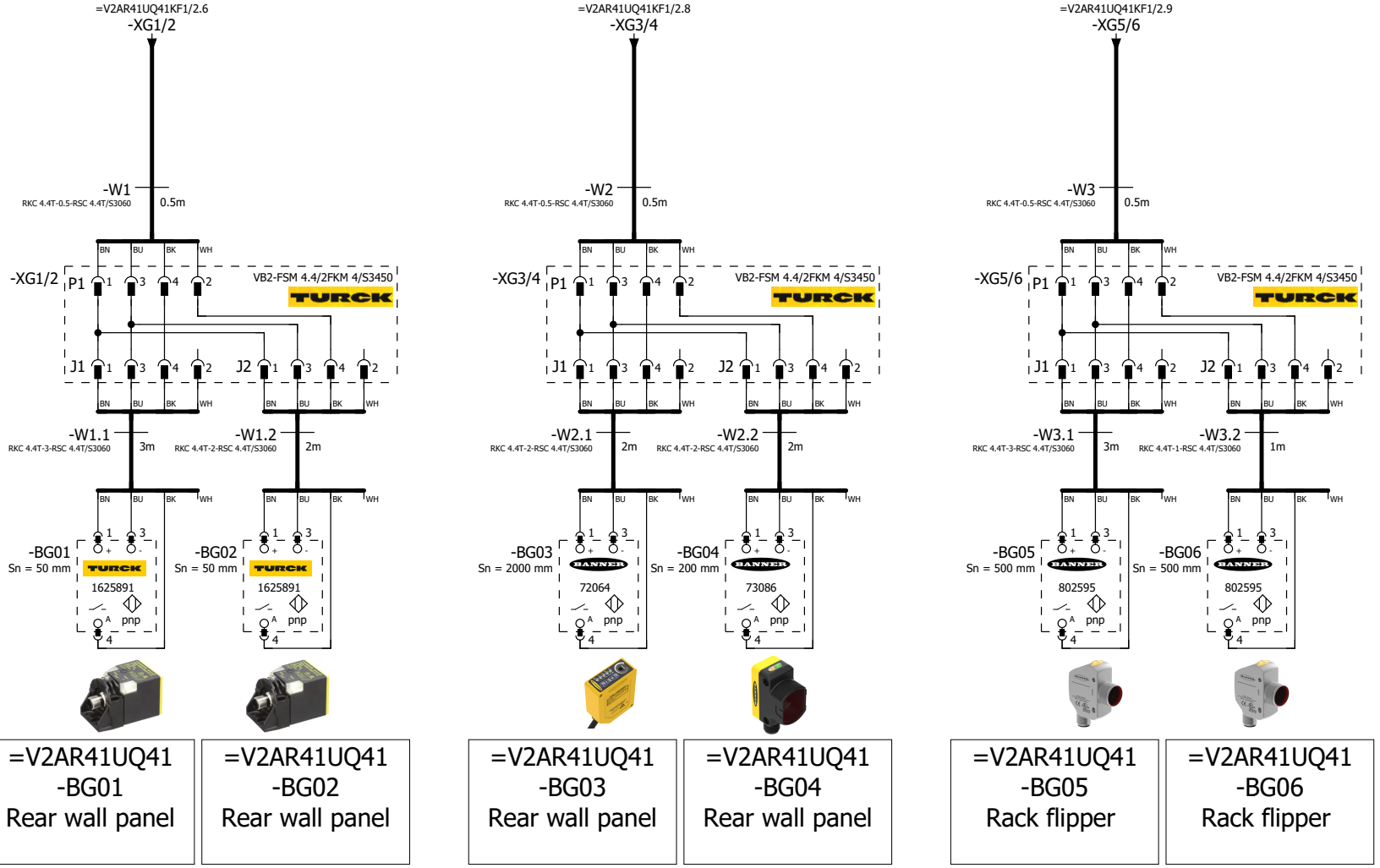

=V2AR41UQ41 -BG01 Rear wall panel	=V2AR41UQ41 -BG02 Rear wall panel	=V2AR41UQ41 -BG03 Rear wall panel	=V2AR41UQ41 -BG04 Rear wall panel	=V2AR41UQ41 -BG05 Rack flipper	=V2AR41UQ41 -BG06 Rack flipper

=V2AR41KF1+.AR41UC01/1

=V2AR41UQ41KF1/1

			Date	12/14/2022	Volvo Trucks North America	Valiant TMS	SENSORS	Drawing name: =2V06&EFS_EL	= V2AR41UQ41BG0	
			Ed.	MKLEPADLO					+ V2AR41UQ41	
			Appr		P6700 Rear Wall - Cell 2V06			Document type: EFS	Project nr: 22-16148	Page 1
Modification	Date	Name	Original		Replacement of	Replaced by	Scale 1:1			1460

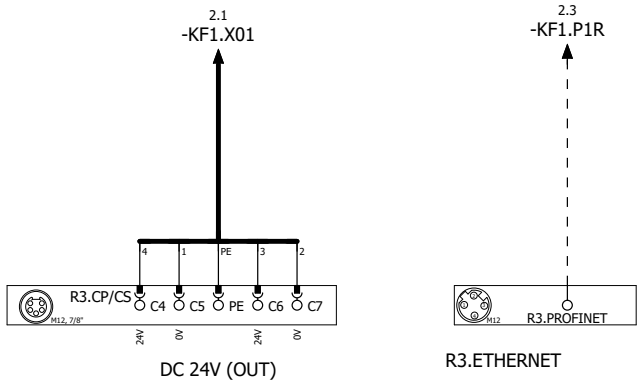

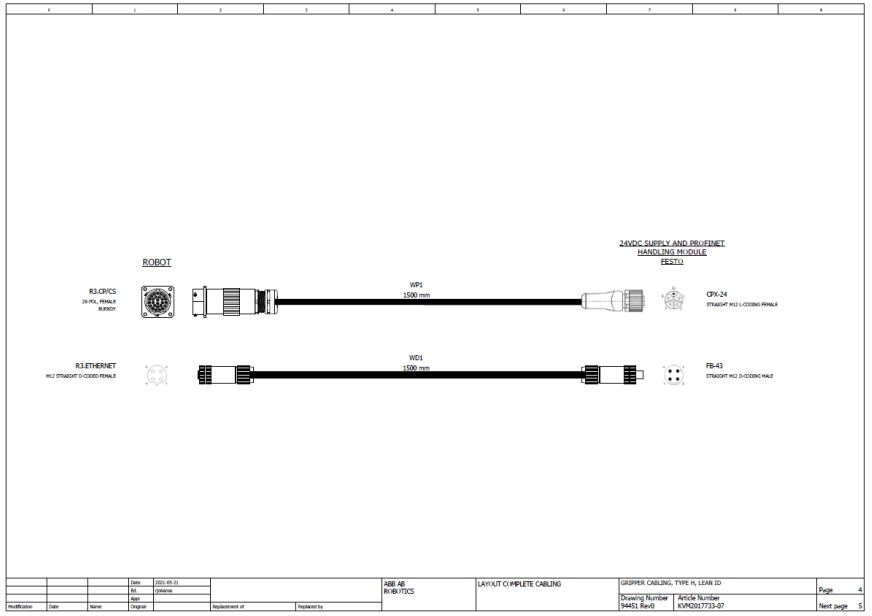

=V2AR41UQ41BG0/1

2

			Date	12/14/2022	Volvo Trucks North America	Valiant TMS	24VDC SUPPLY AND PROFINET HANDLING MODULE	Drawing name: =2V06&EFS_EL	= V2AR41UQ41KF1	
			Ed.	MKLEPADLO					+ V2AR41UQ41	
			Appr		P6700 Rear Wall - Cell 2V06			Document type: EFS	Project nr: 22-16148	Page 1
Modification	Date	Name	Original		Replacement of	Replaced by	Scale 1:1			1460

1.3 / -KF1.X01

-W1
RSM RKM 56-2M/S3059
2m

1.5 / -KF1.P1R

-WF1
PROFINET Cable
6XV1840-3AH10

-KF1

X20 7/8" 1 2 PE 3 4 5
0V_VAL / OUT
0V_EL / SEN
FE
24V_EL / SEN
24V_VAL / OUT

-TP1 M12
-TP2 M12

ON
OFF
1 2 1 2

FESTO
Bus node + Interlinking block
548755 + 550208

-KF1.11

FESTO
CPX-M-AB-8-M12X2-5POL
549335

DI:0	DI 0 X1:4	V2AR41UQ41UQ1.1-BGS	Vacuum Cups (SET)
DI:1	DI 1 X1:2	DI:1	Spare
DI:2	DI 2 X2:4	V2AR41UQ41UQ2.1-BGR	Clamps (RESET)
DI:3	DI 3 X2:2	V2AR41UQ41UQ2.1-BGS	Clamps (SET)
DI:4	DI 4 X3:4	V2AR41UQ41UQ2.2-BGR	Clamps (RESET)
DI:5	DI 5 X3:2	V2AR41UQ41UQ2.2-BGS	Clamps (SET)
DI:6	DI 6 X4:4	V2AR41UQ41UQ3.1-BGR	Guided Drives (RESET)
DI:7	DI 7 X4:2	V2AR41UQ41UQ3.1-BGS	Guided Drives (SET)
DI:8	DI 8 X5:4	V2AR41UQ41UQ3.2-BGR	Guided Drives (RESET)
DI:9	DI 9 X5:2	V2AR41UQ41UQ3.2-BGS	Guided Drives (SET)
DI:10	DI 10 X6:4	V2AR41UQ41-BG01	Rear wall panel
DI:11	DI 11 X6:2	V2AR41UQ41-BG02	Rear wall panel
DI:12	DI 12 X7:4	V2AR41UQ41-BG03	Rear wall panel
DI:13	DI 13 X7:2	V2AR41UQ41-BG04	Rear wall panel
DI:14	DI 14 X8:4	V2AR41UQ41-BG05	Rack flipper
DI:15	DI 15 X8:2	V2AR41UQ41-BG06	Rack flipper

X1 M12: 24V | DI 1 | 0V | DI 0 | FE — 1 2 3 4 5 — BN WH BU BK
X2 M12: 24V | DI 3 | 0V | DI 2 | FE — 1 2 3 4 5 — BN WH BU BK
X3 M12: 24V | DI 5 | 0V | DI 4 | FE — 1 2 3 4 5 — BN WH BU BK
X4 M12: 24V | DI 7 | 0V | DI 6 | FE — 1 2 3 4 5 — BN WH BU BK
X5 M12: 24V | DI 9 | 0V | DI 8 | FE — 1 2 3 4 5 — BN WH BU BK
X6 M12: 24V | DI 11 | 0V | DI 10 | FE — 1 2 3 4 5 — BN WH BU BK
X7 M12: 24V | DI 13 | 0V | DI 12 | FE — 1 2 3 4 5 — BN WH BU BK
X8 M12: 24V | DI 15 | 0V | DI 14 | FE — 1 2 3 4 5 — BN WH BU BK

+.AR41UQ41UQ1.1-W1
=V2AR41UQ41UQ1+.AR41UQ41UQ1/1.1

+.AR41UQ41UQ2.1-W1
=V2AR41UQ41UQ2+.AR41UQ41UQ2/1.1

+.AR41UQ41UQ2.2-W1
=V2AR41UQ41UQ2+.AR41UQ41UQ2/1.2

+.AR41UQ41UQ3.1-W1
=V2AR41UQ41UQ3+.AR41UQ41UQ3/1.1

+.AR41UQ41UQ3.2-W1
=V2AR41UQ41UQ3+.AR41UQ41UQ3/1.4

-XG1/2
=V2AR41UQ41BG0/1.1

-XG3/4
=V2AR41UQ41BG0/1.4

-XG5/6
=V2AR41UQ41BG0/1.6

			Date	12/14/2022	Volvo Trucks North America		Valiant TMS	CONNECTING MOD. FOR MPA MANIFOLD	Drawing name: =2V06&EFS_EL	= V2AR41UQ41KF1	
			Ed.	MKLEPADLO						+ V2AR41UQ41	
			Appr		P6700 Rear Wall - Cell 2V06				Document type: EFS	Project nr: 22-16148	Page 2
Modification	Date	Name	Original		Replacement of	Replaced by	Scale 1:1				1460

-KF1.12

FESTO

CPX-M-AB-8-M12X2-5POL

549335

DI:16	DI 0 X1:4	DI:16	Spare
DI:17	DI 1 X1:2	DI:17	Spare
DI:18	DI 2 X2:4	DI:18	Spare
DI:19	DI 3 X2:2	DI:19	Spare
DI:20	DI 4 X3:4	DI:20	Spare
DI:21	DI 5 X3:2	DI:21	Spare
DI:22	DI 6 X4:4	DI:22	Spare
DI:23	DI 7 X4:2	DI:23	Spare
DI:24	DI 8 X5:4	DI:24	Spare
DI:25	DI 9 X5:2	DI:25	Spare
DI:26	DI 10 X6:4	DI:26	Spare
DI:27	DI 11 X6:2	DI:27	Spare
DI:28	DI 12 X7:4	DI:28	Spare
DI:29	DI 13 X7:2	DI:29	Spare
DI:30	DI 14 X8:4	DI:30	Spare
DI:31	DI 15 X8:2	DI:31	Spare

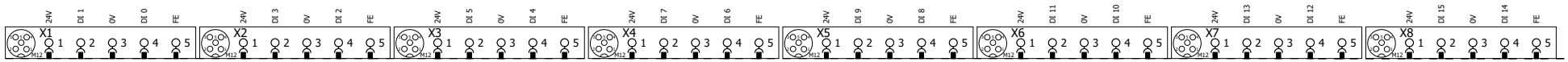

2 4

			Date	12/14/2022	Volvo Trucks North America	Valiant TMS	I/O MOD. DI16 (8 x M12) FOR MPA	Drawing name: =2V06&EFS_EL	= V2AR41UQ41KF1	
			Ed.	MKLEPADLO					+ V2AR41UQ41	
			Appr		P6700 Rear Wall - Cell 2V06			Document type: EFS	Project nr: 22-16148	Page 3
Modification	Date	Name	Original		Replacement of / Replaced by	Scale 1:1				1460

-KF1.13

FESTO

CPX-M-AB-8-M12X2-5POL

549335

DI:32	DI 0 X1:4	DI:32	Spare
DI:33	DI 1 X1:2	DI:33	Spare
DI:34	DI 2 X2:4	DI:34	Spare
DI:35	DI 3 X2:2	DI:35	Spare
DI:36	DI 4 X3:4	DI:36	Spare
DI:37	DI 5 X3:2	DI:37	Spare
DI:38	DI 6 X4:4	DI:38	Spare
DI:39	DI 7 X4:2	DI:39	Spare
DI:40	DI 8 X5:4	DI:40	Spare
DI:41	DI 9 X5:2	DI:41	Spare
DI:42	DI 10 X6:4	DI:42	Spare
DI:43	DI 11 X6:2	DI:43	Spare
DI:44	DI 12 X7:4	DI:44	Spare
DI:45	DI 13 X7:2	DI:45	Spare
DI:46	DI 14 X8:4	DI:46	Spare
DI:47	DI 15 X8:2	DI:47	Spare

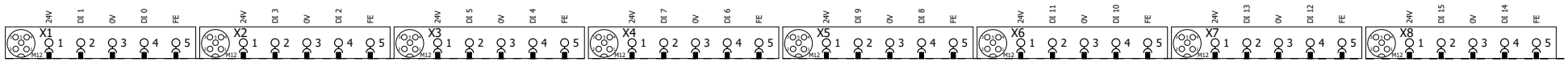

3 5

			Date	12/14/2022	Volvo Trucks North America	Valiant TMS	I/O MOD. DI16 (8 x M12) FOR MPA	Drawing name: =2V06&EFS_EL	= V2AR41UQ41KF1		
			Ed.	MKLEPADLO					+ V2AR41UQ41		
			Appr		P6700 Rear Wall - Cell 2V06			Document type: EFS	Project nr: 22-16148	Page	4
Modification	Date	Name	Original		Replacement of	Replaced by	Scale 1:1				1460

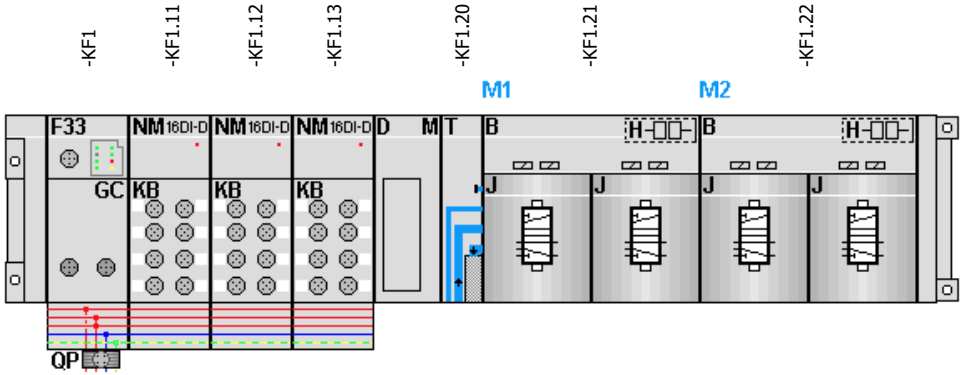

-KF1.21
=V2AR41UQ41UQ1+.AR41UQ41UQ1/1.3
=V2AR41UQ41UQ2+.AR41UQ41UQ2/1.3

FESTO

=V2AR41UQ41UQ1+.AR41UQ41UQ1/1.4	DO:0 DO 0 1.1	-QN1.1_Q	Vacuum Cups (RST)
=V2AR41UQ41UQ1+.AR41UQ41UQ1/1.4	DO:1 DO 1 1.2	-QN1.2_Q	Spare (SET)
=V2AR41UQ41UQ2+.AR41UQ41UQ2/1.4	DO:2 DO 2 2.1	-QN2.1_Q	Clamps 2 (RST)
=V2AR41UQ41UQ2+.AR41UQ41UQ2/1.4	DO:3 DO 3 2.2	-QN2.2_Q	Clamps 2 (SET)

KF1.22
=V2AR41UQ41UQ3+.AR41UQ41UQ3/1.3

FESTO

=V2AR41UQ41UQ3+.AR41UQ41UQ3/1.4	DO:4 DO 0 1.1	-QN3.1_Q	Guided Drives (RST)
=V2AR41UQ41UQ3+.AR41UQ41UQ3/1.4	DO:5 DO 1 1.2	-QN3.2_Q	Guided Drives (SET)
	DO:6 DO 2 2.1	-QN4.1_Q	Spare
	DO:7 DO 3 2.2	-QN4.1_Q	Spare

4 6

			Date	12/14/2022	Volvo Trucks North America	Valiant TMS	CONNECTING MOD. FOR FESTO DQ	Drawing name: =2V06&EFS_EL	= V2AR41UQ41KF1	
			Ed.	MKLEPADLO					+ V2AR41UQ41	
			Appr		P6700 Rear Wall - Cell 2V06	Scale 1:1		Document type: EFS	Project nr: 22-16148	Page 5
Modification	Date	Name	Original		Replacement of / Replaced by					1460

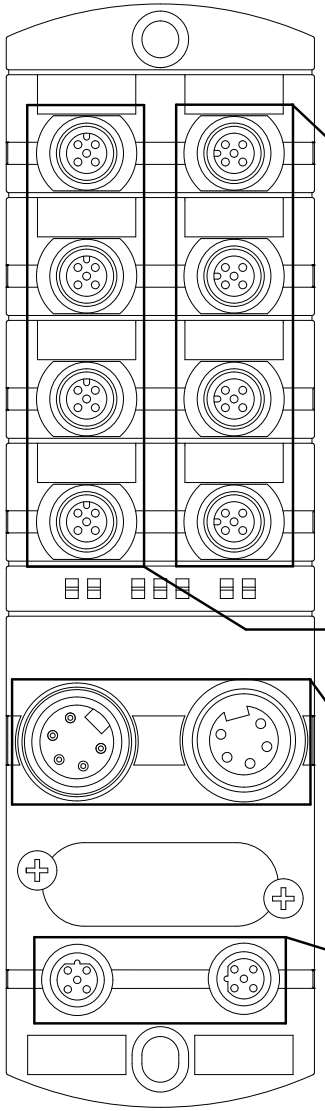

IO-Link (Class A / Class B)

Pin 1: +24 V US / 1 A
Pin 2: DI/DO UA
Pin 3: 0 V
Pin 4: IO-Link, DI
Pin 5: n.c. (Class A) / 0 V (Class B)

DIO

Pin 1: +24 V US / 0,2 A
Pin 2: DI/DO
Pin 3: 0 V
Pin 4: DI/DO
Pin 5: FE

POWER IN / POWER OUT

Pin 1: 0 V UA
Pin 2: 0 V US
Pin 3: FE
Pin 4: +24 V US / 9 A
Pin 5: +24 V UA / 9 A

Port1 / Port2

Pin 1: TD +
Pin 2: RD +
Pin 3: TD -
Pin 4: RD -
Pin 5: n.c.

Art.-Nr.	DIO	IO-Link Class A	IO-Link Class B
55130	X0 ... X7	-	-
55131	X0 ... X5	-	X6, X7
55132	X0 ... X3	X6,X7	X4, X5
55530	X0 ... X7	-	-
55531	X0 ... X5	-	X6, X7
55532	X0 ... X3	X6,X7	X4, X5

=V2AR41UQ41UQ1+.AR41UQ41UQ1/1

			Date	9/19/2022	Volvo Trucks North America		Valiant TMS	Safety sensors (on tool stand)	Drawing name: =2V06&EFS_EL	= V2AR41UQ41KF1
			Ed.	MKLEPADLO						+ V2AR41UQ41
			Appr		P6700 Rear Wall - Cell 2V06				Document type: EFS	Project nr: 22-16148
Modification	Date	Name	Original		Replacement of	Replaced by	Scale 1:1			Page 6 / 1460

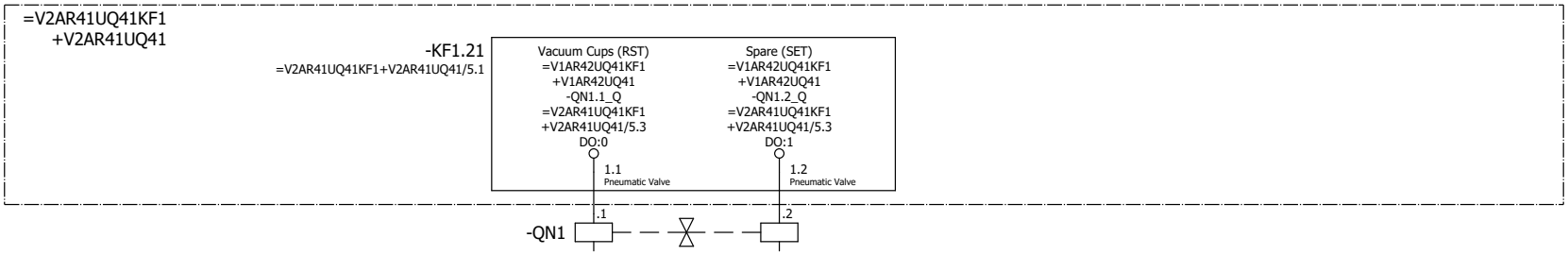

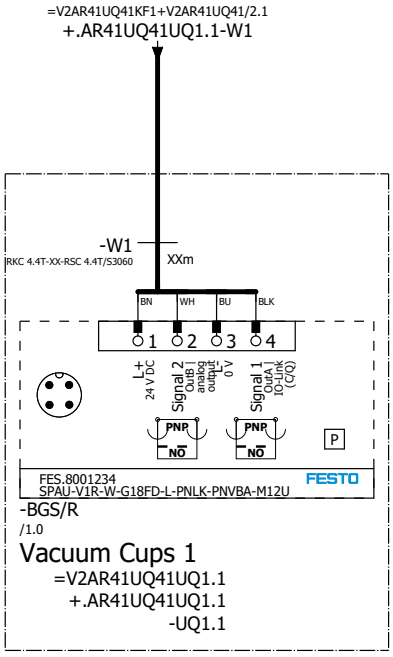

=V2AR41UQ41
-UQ1.1-BGS/R
Vacuum Cups 1

=V2AR41UQ41KF1+V2AR41UQ41/6

=V2AR41UQ41UQ2+.AR41UQ41UQ2/1

			Date	12/14/2022	Volvo Trucks North America	Valiant TMS	FESTO DQ CONNECTION QN1	Drawing name: =2V06&EFS_EL	= V2AR41UQ41UQ1	
			Ed.	MKLEPADLO					+ V2AR41UQ41UQ1	
			Appr		P6700 Rear Wall - Cell 2V06			Document type: EFS	Project nr: 22-16148	Page 1
Modification	Date	Name	Original		Replacement of	Replaced by	Scale 1:1			1460

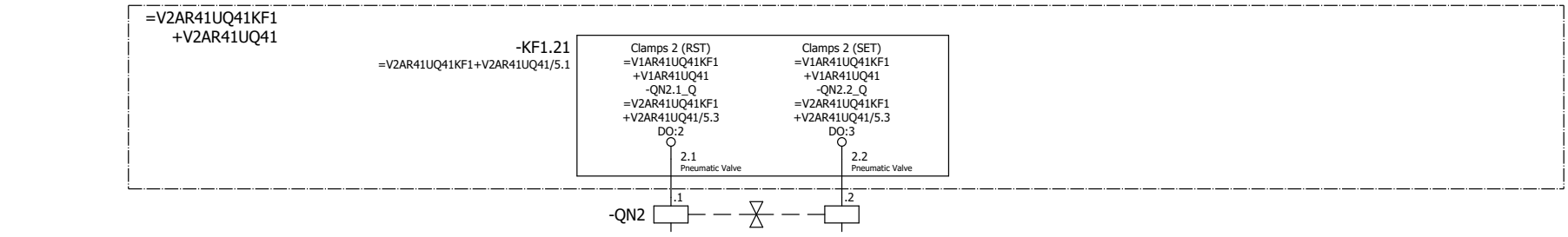

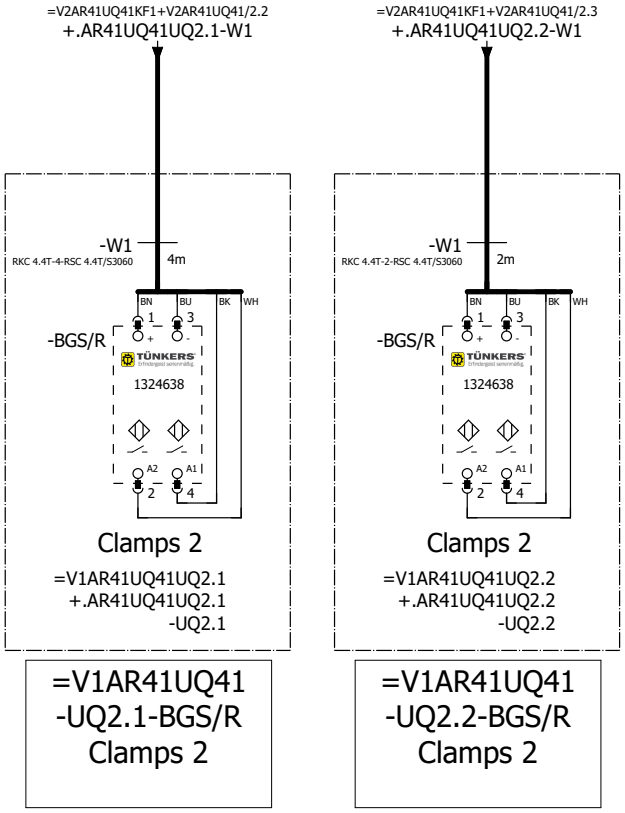

=V1AR41UQ41
-UQ2.1-BGS/R
Clamps 2

=V1AR41UQ41
-UQ2.2-BGS/R
Clamps 2

=V2AR41UQ41UQ1+.AR41UQ41UQ1/1

=V2AR41UQ41UQ3+.AR41UQ41UQ3/1

			Date	12/14/2022	Volvo Trucks North America		Valiant TMS	FESTO DQ CONNECTION QN2	Drawing name: =2V06&EFS_EL	= V2AR41UQ41UQ2
			Ed.	MKLEPADLO						+ V2AR41UQ41UQ2
			Appr		P6700 Rear Wall - Cell 2V06				Document type: EFS	Project nr: 22-16148
Modification	Date	Name	Original		Replacement of	Replaced by	Scale 1:1			Page 1 / 1460

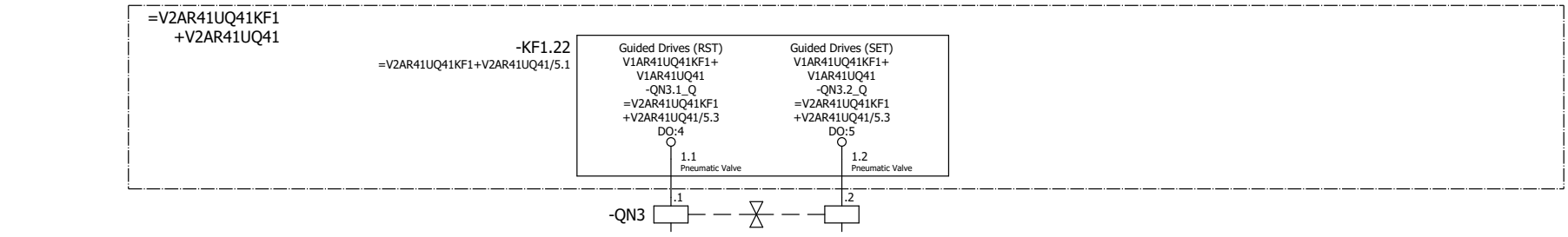

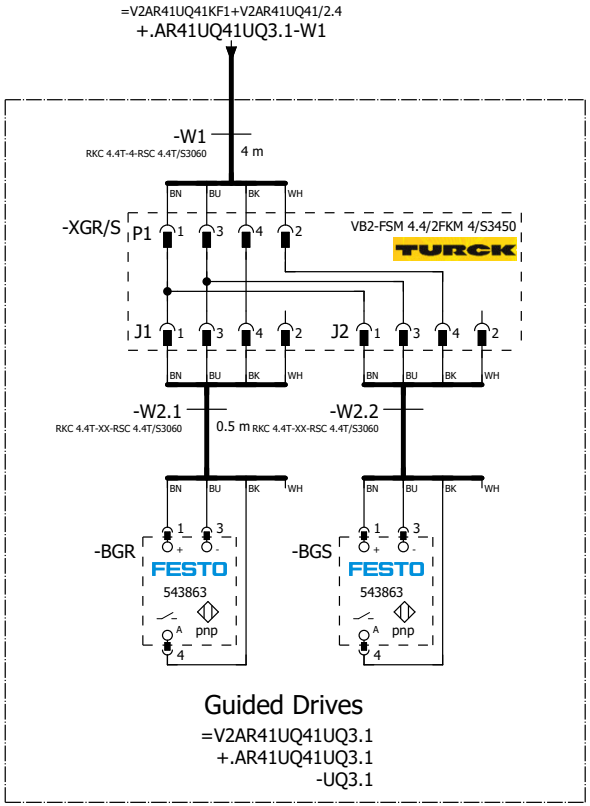

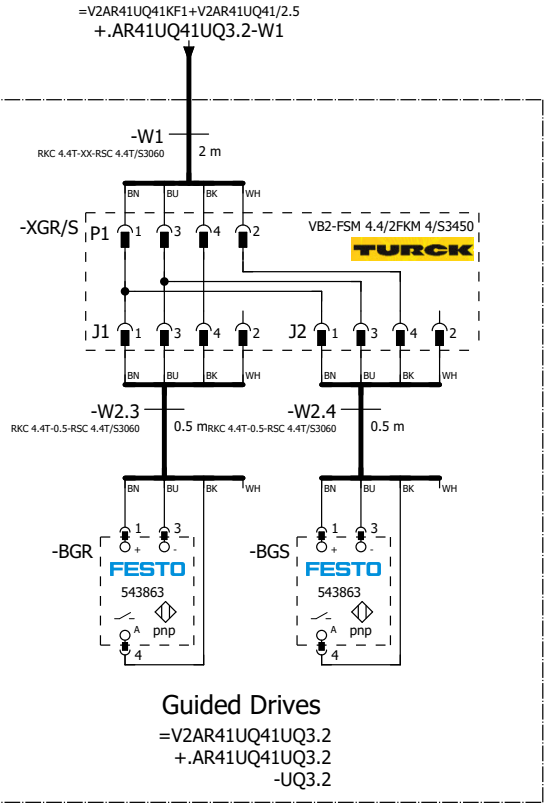

=V2AR41UQ41 -UQ3.1-BGR Guided Drives	=V2AR41UQ41 -UQ3.1-BGR Guided Drives	=V2AR41UQ41 -UQ3.2-BGR Guided Drives	=V2AR41UQ41 -UQ3.2-BGR Guided Drives

=V2AR41UQ41UQ2+.AR41UQ41UQ2/1

=V2AR41UQ42BG0+.AR41UQ42/1

			Date	12/14/2022	Volvo Trucks North America	Valiant TMS	FESTO DQ CONNECTION QN3	Drawing name: =2V06&EFS_EL	= V2AR41UQ41UQ3
			Ed.	MKLEPADLO					+ V2AR41UQ41UQ3
			Appr		P6700 Rear Wall - Cell 2V06	Scale 1:1		Document type: EFS	Project nr: 22-16148
Modification	Date	Name	Original		Replacement of	Replaced by			Page 1 / 1460

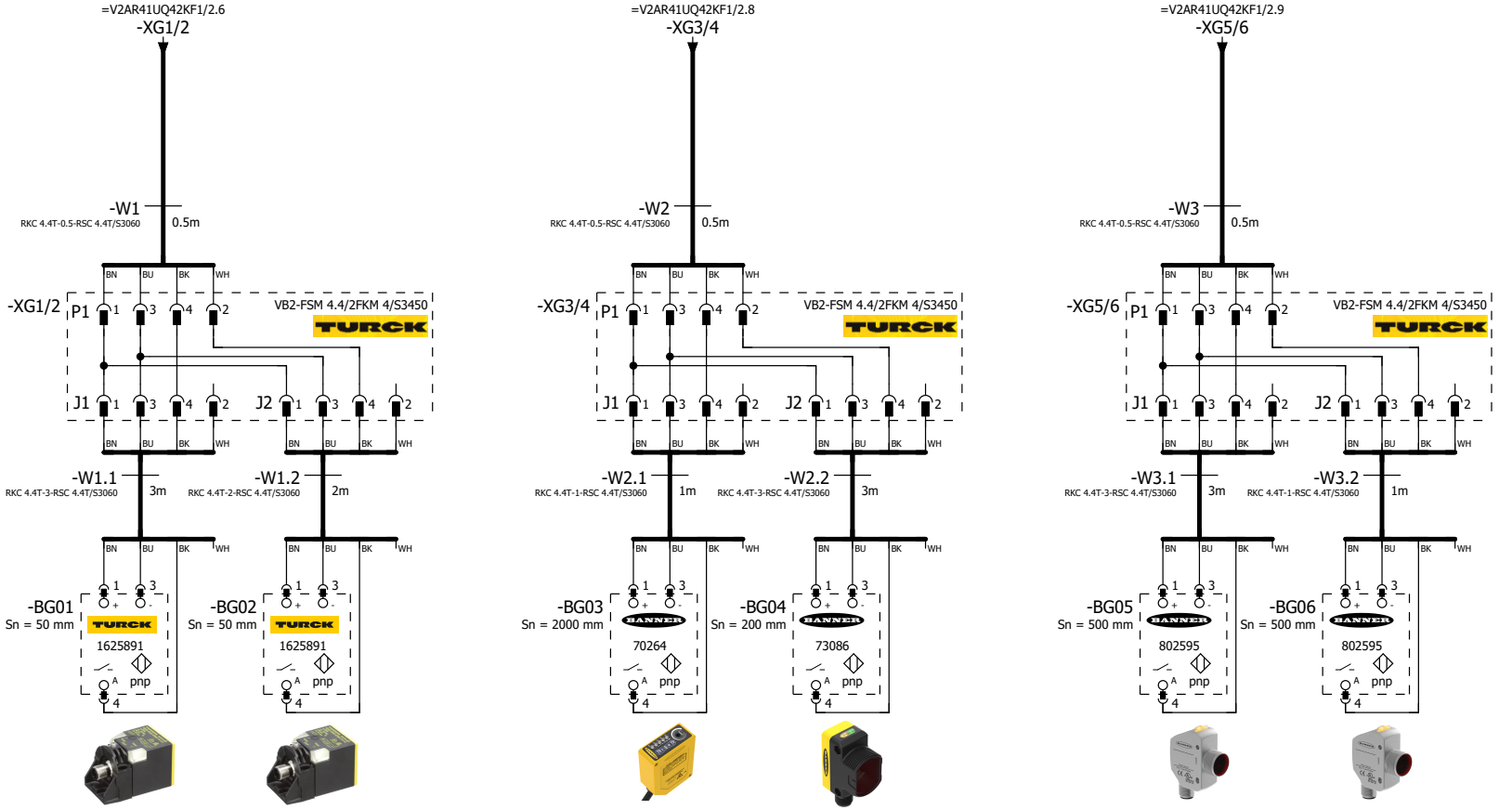

=V2AR41UQ42 -BG01 Rear wall panel	=V2AR41UQ42 -BG02 Rear wall panel	=V2AR41UQ42 -BG03 Rear wall panel	=V2AR41UQ42 -BG04 Rear wall panel	=V2AR41UQ42 -BG05 Rack flipper	=V2AR41UQ42 -BG06 Rack flipper

=V2AR41UQ41UQ3+.AR41UQ41UQ3/1

=V2AR41UQ42KF1/1

			Date	12/14/2022	Volvo Trucks North America	Valiant TMS	SENSORS	Drawing name: =2V06&EFS_EL	= V2AR41UQ42BG0	
			Ed.	MKLEPADLO					+ V2AR41UQ42	
			Appr		P6700 Rear Wall - Cell 2V06			Document type: EFS	Project nr: 22-16148	Page 1
Modification	Date	Name	Original		Replacement of / Replaced by	Scale 1:1				1460

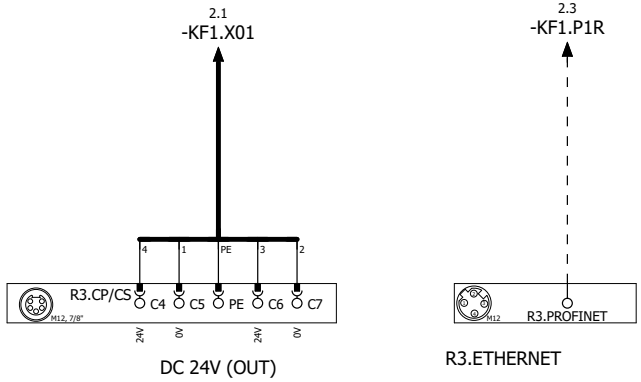

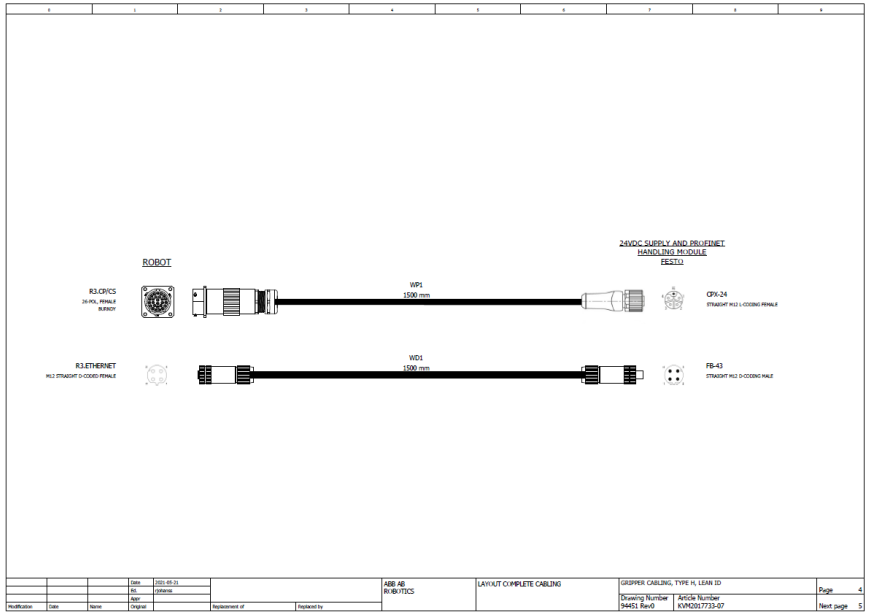

=V2AR41UQ42BG0/1

2

			Date	12/14/2022	Volvo Trucks North America	Valiant TMS	24VDC SUPPLY AND PROFINET HANDLING MODULE	Drawing name: =2V06&EFS_EL	= V2AR41UQ42KF1	
			Ed.	MKLEPADLO					+ V2AR41UQ42	
			Appr		P6700 Rear Wall - Cell 2V06			Document type: EFS	Project nr: 22-16148	Page 1
Modification	Date	Name	Original		Replacement of / Replaced by	Scale 1:1				1460

1.3 / -KF1.X01

-W1
RSM RKM 56-2M/S3059
2m

1.5 / -KF1.P1R

-WF1
PROFINET Cable
6XV1840-3AH10

-KF1

X20 7/8" 1 2 PE 3 4 5
0V_VAL / OUT
0V_EL / SEN
FE
24V_EL / SEN
24V_VAL / OUT

-TP1 M12
-TP2 M12

ON
OFF
1 2 1 2

FESTO
Bus node + Interlinking block
548755 + 550208

-KF1.11

FESTO
CPX-M-AB-8-M12X2-5POL
549335

DI:0	DI 0 X1:4	V2AR41UQ42UQ1.1-BGS	Vacuum Cups (SET)
DI:1	DI 1 X1:2	DI:1	Spare
DI:2	DI 2 X2:4	V2AR41UQ42UQ2.1-BGR	Clamps (RESET)
DI:3	DI 3 X2:2	V2AR41UQ42UQ2.1-BGS	Clamps (SET)
DI:4	DI 4 X3:4	V2AR42UQ41UQ2.2-BGR	Clamps (RESET)
DI:5	DI 5 X3:2	V2AR42UQ41UQ2.2-BGS	Clamps (SET)
DI:6	DI 6 X4:4	V2AR42UQ41UQ3.1-BGR	Guided Drives (RESET)
DI:7	DI 7 X4:2	V2AR42UQ41UQ3.1-BGS	Guided Drives (SET)
DI:8	DI 8 X5:4	V2AR42UQ41UQ3.2-BGR	Guided Drives (RESET)
DI:9	DI 9 X5:2	V2AR42UQ41UQ3.2-BGS	Guided Drives (SET)
DI:10	DI 10 X6:4	V2AR42UQ41-BG01	Rear wall panel
DI:11	DI 11 X6:2	V2AR42UQ41-BG02	Rear wall panel
DI:12	DI 12 X7:4	V2AR42UQ41-BG03	Rear wall panel
DI:13	DI 13 X7:2	V2AR42UQ41-BG04	Rear wall panel
DI:14	DI 14 X8:4	V2AR42UQ41-BG05	Rack flipper
DI:15	DI 15 X8:2	V2AR42UQ41-BG06	Rack flipper

X1 M12: 24V | DI 1 | 0V | DI 0 | FE — BN WH BU BK
X2 M12: 24V | DI 3 | 0V | DI 2 | FE — BN WH BU BK
X3 M12: 24V | DI 5 | 0V | DI 4 | FE — BN WH BU BK
X4 M12: 24V | DI 7 | 0V | DI 6 | FE — BN WH BU BK
X5 M12: 24V | DI 9 | 0V | DI 8 | FE — BN WH BU BK
X6 M12: 24V | DI 11 | 0V | DI 10 | FE — BN WH BU BK
X7 M12: 24V | DI 13 | 0V | DI 12 | FE — BN WH BU BK
X8 M12: 24V | DI 15 | 0V | DI 14 | FE — BN WH BU BK

+.AR41UQ42UQ1.1-W1
=V2AR41UQ42UQ1+.AR41UQ42UQ1/1.1

+.AR41UQ42UQ2.1-W1
=V2AR41UQ42UQ2+.AR41UQ42UQ2/1.1

+.AR41UQ42UQ2.2-W1
=V2AR41UQ42UQ2+.AR41UQ42UQ2/1.2

+.AR41UQ42UQ3.1-W1
=V2AR41UQ42UQ3+.AR41UQ42UQ3/1.1

+.AR41UQ42UQ3.2-W1
=V2AR41UQ42UQ3+.AR41UQ42UQ3/1.4

-XG1/2
=V2AR41UQ42BG0/1.1

-XG3/4
=V2AR41UQ42BG0/1.4

-XG5/6
=V2AR41UQ42BG0/1.6

1

3

			Date	12/14/2022	Volvo Trucks North America	Valiant TMS	CONNECTING MOD. FOR MPA MANIFOLD	Drawing name: =2V06&EFS_EL	= V2AR41UQ42KF1	
			Ed.	MKLEPADLO					+ V2AR41UQ42	
			Appr		P6700 Rear Wall - Cell 2V06			Document type: EFS	Project nr: 22-16148	Page 2
Modification	Date	Name	Original		Replacement of	Replaced by	Scale 1:1			1460

-KF1.12

FESTO

CPX-M-AB-8-M12X2-5POL

549335

DI:16	DI 0 X1:4	DI:16	Spare
DI:17	DI 1 X1:2	DI:17	Spare
DI:18	DI 2 X2:4	DI:18	Spare
DI:19	DI 3 X2:2	DI:19	Spare
DI:20	DI 4 X3:4	DI:20	Spare
DI:21	DI 5 X3:2	DI:21	Spare
DI:22	DI 6 X4:4	DI:22	Spare
DI:23	DI 7 X4:2	DI:23	Spare
DI:24	DI 8 X5:4	DI:24	Spare
DI:25	DI 9 X5:2	DI:25	Spare
DI:26	DI 10 X6:4	DI:26	Spare
DI:27	DI 11 X6:2	DI:27	Spare
DI:28	DI 12 X7:4	DI:28	Spare
DI:29	DI 13 X7:2	DI:29	Spare
DI:30	DI 14 X8:4	DI:30	Spare
DI:31	DI 15 X8:2	DI:31	Spare

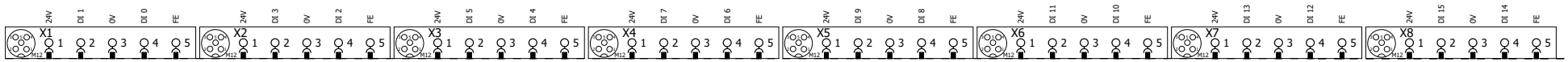

2 4

			Date	12/14/2022	Volvo Trucks North America		Valiant TMS	I/O MOD. DI16 (8 x M12) FOR MPA	Drawing name: =2V06&EFS_EL	= V2AR41UQ42KF1	
			Ed.	MKLEPADLO						+ V2AR41UQ42	
			Appr		P6700 Rear Wall - Cell 2V06				Document type: EFS	Project nr: 22-16148	Page 3
Modification	Date	Name	Original		Replacement of	Replaced by	Scale 1:1				1460

-KF1.13

FESTO

CPX-M-AB-8-M12X2-5POL

549335

DI:32	DI 0 X1:4	DI:32	Spare
DI:33	DI 1 X1:2	DI:33	Spare
DI:34	DI 2 X2:4	DI:34	Spare
DI:35	DI 3 X2:2	DI:35	Spare
DI:36	DI 4 X3:4	DI:36	Spare
DI:37	DI 5 X3:2	DI:37	Spare
DI:38	DI 6 X4:4	DI:38	Spare
DI:39	DI 7 X4:2	DI:39	Spare
DI:40	DI 8 X5:4	DI:40	Spare
DI:41	DI 9 X5:2	DI:41	Spare
DI:42	DI 10 X6:4	DI:42	Spare
DI:43	DI 11 X6:2	DI:43	Spare
DI:44	DI 12 X7:4	DI:44	Spare
DI:45	DI 13 X7:2	DI:45	Spare
DI:46	DI 14 X8:4	DI:46	Spare
DI:47	DI 15 X8:2	DI:47	Spare

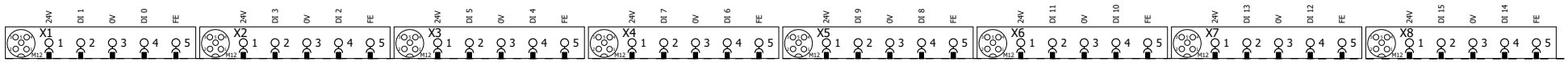

			Date	12/14/2022	Volvo Trucks North America	Valiant TMS	I/O MOD. DI16 (8 x M12) FOR MPA	Drawing name: =2V06&EFS_EL	= V2AR41UQ42KF1
			Ed.	MKLEPADLO					+ V2AR41UQ42
			Appr		P6700 Rear Wall - Cell 2V06			Document type: EFS	Project nr: 22-16148
Modification	Date	Name	Original		Replacement of / Replaced by	Scale 1:1			Page 4 / 1460

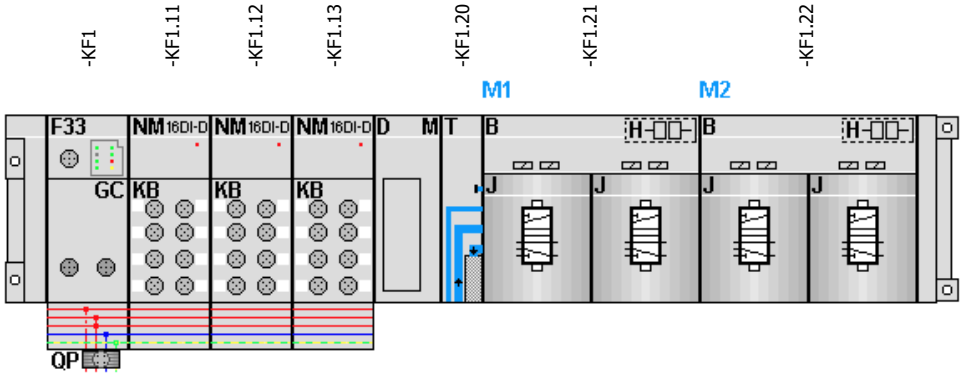

-KF1.21
=V2AR41UQ42UQ1+.AR41UQ42UQ1/1.3
=V2AR41UQ42UQ2+.AR41UQ42UQ2/1.3

FESTO

=V2AR41UQ42UQ1+.AR41UQ42UQ1/1.4	DO:0 DO 0 1.1	-QN1.1_Q	Vacuum Cups 1 (RST)
=V2AR41UQ42UQ1+.AR41UQ42UQ1/1.4	DO:1 DO 1 1.2	-QN1.2_Q	Spare (SET)
=V2AR41UQ42UQ2+.AR41UQ42UQ2/1.4	DO:2 DO 2 2.1	-QN2.1_Q	Clamps 2 (RST)
=V2AR41UQ42UQ2+.AR41UQ42UQ2/1.4	DO:3 DO 3 2.2	-QN2.2_Q	Clamps 2 (SET)

KF1.22
=V2AR41UQ42UQ3+.AR41UQ42UQ3/1.3

FESTO

=V2AR41UQ42UQ3+.AR41UQ42UQ3/1.4	DO:4 DO 0 1.1	-QN3.1_Q	Guided Drives (RST)
=V2AR41UQ42UQ3+.AR41UQ42UQ3/1.4	DO:5 DO 1 1.2	-QN3.2_Q	Guided Drives (SET)
	DO:6 DO 2 2.1	-QN4.1_Q	Spare
	DO:7 DO 3 2.2	-QN4.1_Q	Spare

			Date	12/14/2022	Volvo Trucks North America	Valiant TMS	CONNECTING MOD. FOR FESTO DQ	Drawing name: =2V06&EFS_EL	= V2AR41UQ42KF1	
			Ed.	MKLEPADLO					+ V2AR41UQ42	
			Appr		P6700 Rear Wall - Cell 2V06			Document type: EFS	Project nr: 22-16148	Page 5
Modification	Date	Name	Original		Replacement of	Replaced by	Scale 1:1			1460

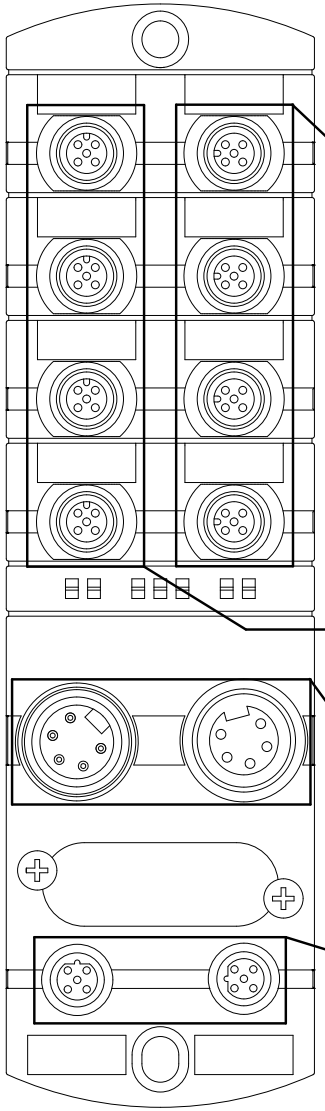

IO-Link (Class A / Class B)

Pin 1: +24 V US / 1 A
Pin 2: DI/DO UA
Pin 3: 0 V
Pin 4: IO-Link, DI
Pin 5: n.c. (Class A) / 0 V (Class B)

DIO

Pin 1: +24 V US / 0,2 A
Pin 2: DI/DO
Pin 3: 0 V
Pin 4: DI/DO
Pin 5: FE

POWER IN / POWER OUT

Pin 1: 0 V UA
Pin 2: 0 V US
Pin 3: FE
Pin 4: +24 V US / 9 A
Pin 5: +24 V UA / 9 A

Port1 / Port2

Pin 1: TD +
Pin 2: RD +
Pin 3: TD -
Pin 4: RD -
Pin 5: n.c.

Art.-Nr.	DIO	IO-Link Class A	IO-Link Class B
55130	X0 ... X7	-	-
55131	X0 ... X5	-	X6, X7
55132	X0 ... X3	X6,X7	X4, X5
55530	X0 ... X7	-	-
55531	X0 ... X5	-	X6, X7
55532	X0 ... X3	X6,X7	X4, X5

=V2AR41UQ42UQ1+.AR41UQ42UQ1/1

			Date	9/19/2022	Volvo Trucks North America		Valiant TMS	Safety sensors (on tool stand)	Drawing name: =2V06&EFS_EL	= V2AR41UQ42KF1
			Ed.	MKLEPADLO						+ V2AR41UQ42
			Appr		P6700 Rear Wall - Cell 2V06				Document type: EFS	Project nr: 22-16148
Modification	Date	Name	Original		Replacement of	Replaced by	Scale 1:1			Page 6 / 1460

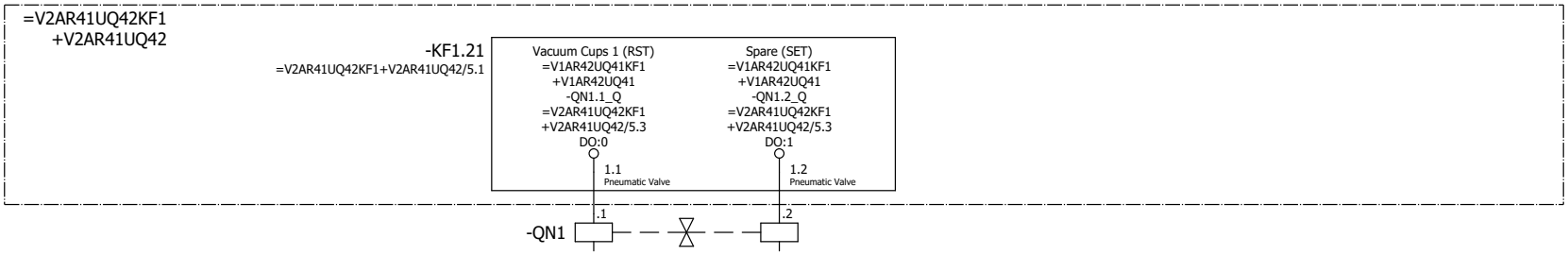

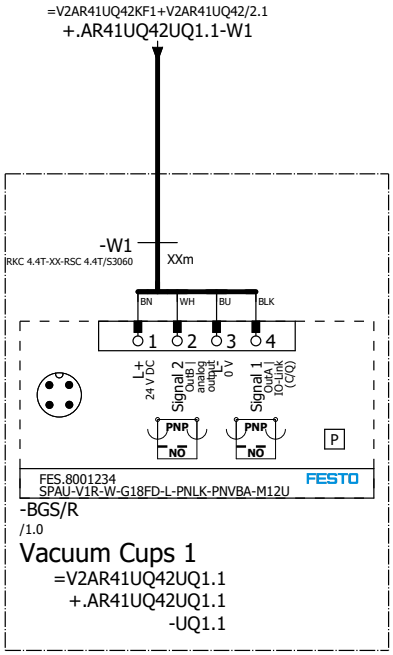

=V2AR41UQ42
-UQ1.1-BGS/R
Vacuum Cups 1

=V2AR41UQ42KF1+V2AR41UQ42/6

=V2AR41UQ42UQ2+.AR41UQ42UQ2/1

			Date	12/14/2022	Volvo Trucks North America	Valiant TMS	FESTO DQ CONNECTION QN1	Drawing name: =2V06&EFS_EL	= V2AR41UQ42UQ1	
			Ed.	MKLEPADLO					+ V2AR41UQ42UQ1	
			Appr		P6700 Rear Wall - Cell 2V06			Document type: EFS	Project nr: 22-16148	Page 1
Modification	Date	Name	Original		Replacement of	Replaced by	Scale 1:1			1460

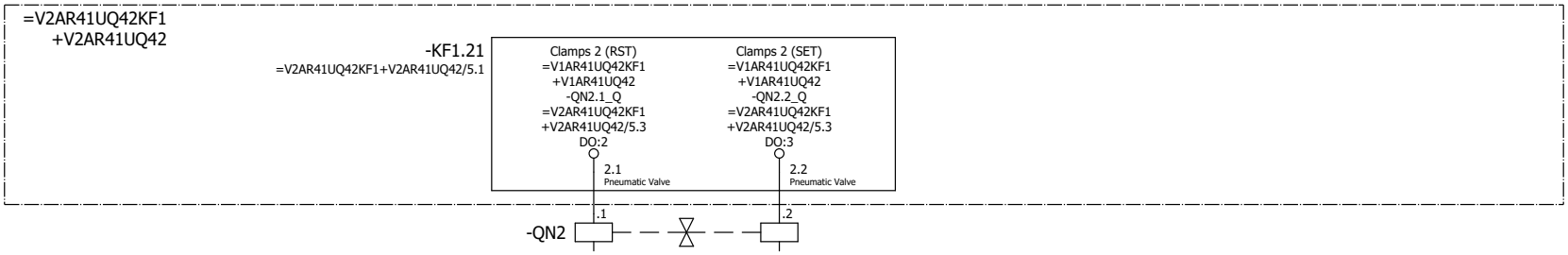

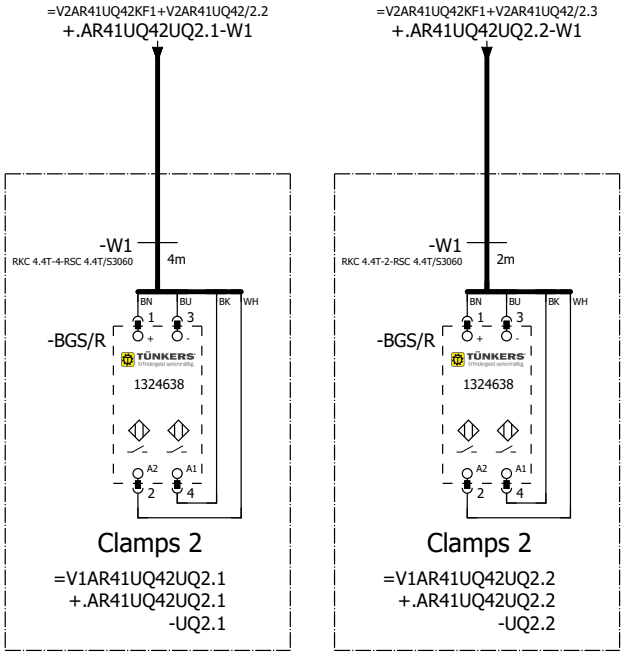

=V1AR41UQ42
-UQ2.1-BGS/R
Clamps 2

=V1AR41UQ42
-UQ2.2-BGS/R
Clamps 2

=V2AR41UQ42UQ1+.AR41UQ42UQ1/1

=V2AR41UQ42UQ3+.AR41UQ42UQ3/1

			Date	12/14/2022	Volvo Trucks North America		Valiant TMS	FESTO DQ CONNECTION QN2	Drawing name: =2V06&EFS_EL	= V2AR41UQ42UQ2
			Ed.	MKLEPADLO						+ V2AR41UQ42UQ2
			Appr		P6700 Rear Wall - Cell 2V06				Document type: EFS	Project nr: 22-16148
Modification	Date	Name	Original		Replacement of	Replaced by	Scale 1:1			Page 1 / 1460

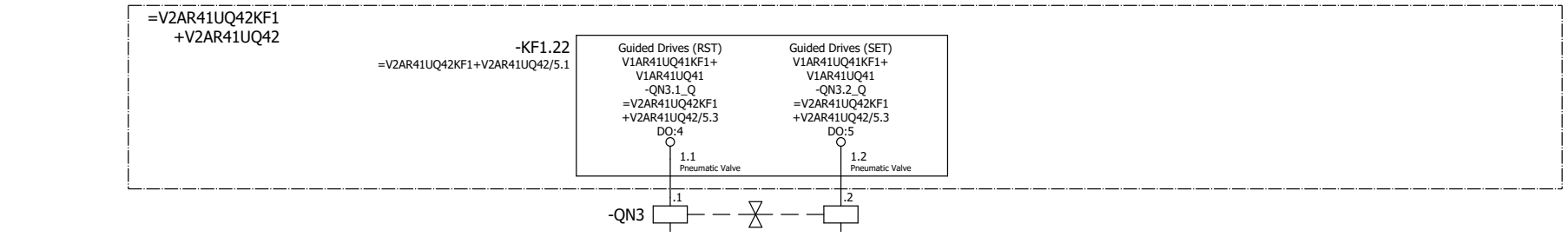

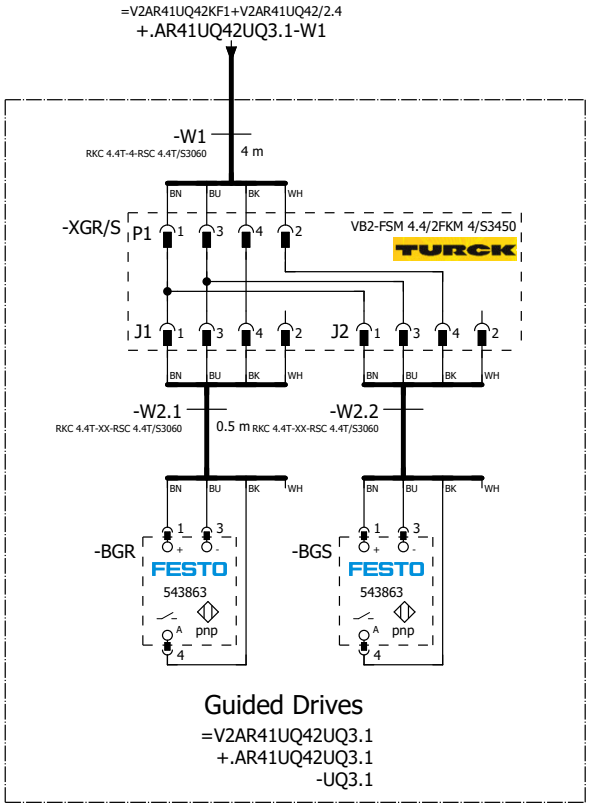

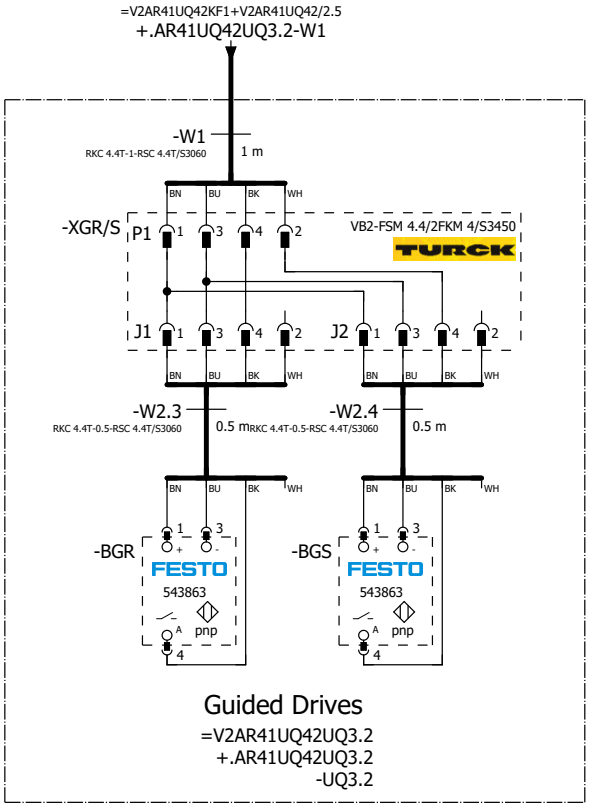

=V2AR41UQ42 -UQ3.1-BGR Guided Drives	=V2AR41UQ42 -UQ3.1-BGR Guided Drives	=V2AR41UQ42 -UQ3.2-BGR Guided Drives	=V2AR41UQ42 -UQ3.2-BGR Guided Drives

=V2AR41UQ42UQ2+.AR41UQ42UQ2/1

=V2AR41UR41BG0+.AR41UR41/1

			Date	12/14/2022	Volvo Trucks North America	Valiant TMS	FESTO DQ CONNECTION QN3	Drawing name: =2V06&EFS_EL	= V2AR41UQ42UQ3	
			Ed.	MKLEPADLO					+ V2AR41UQ42UQ3	
			Appr		P6700 Rear Wall - Cell 2V06			Document type: EFS	Project nr: 22-16148	Page 1
Modification	Date	Name	Original		Replacement of	Replaced by	Scale 1:1			1460

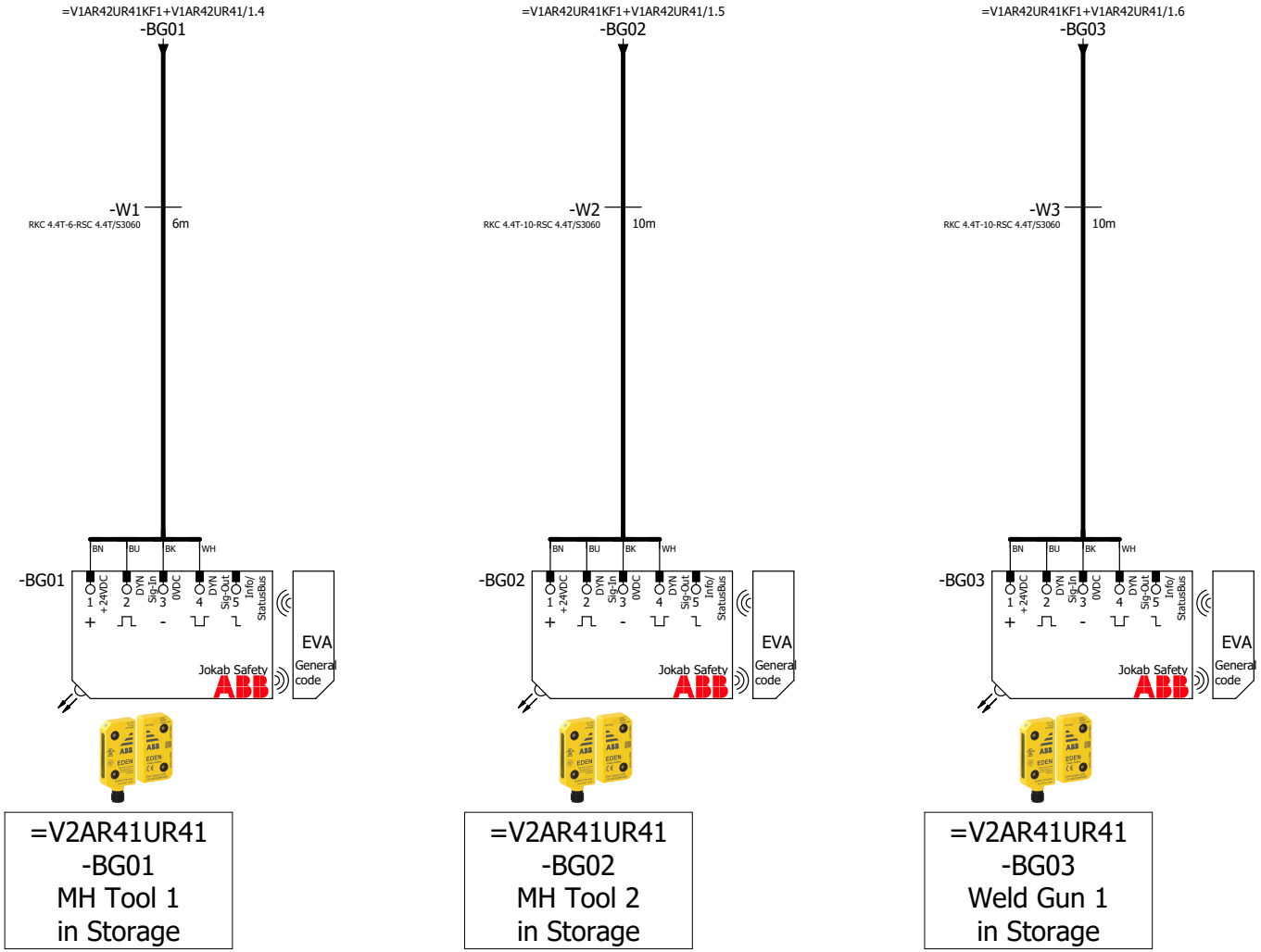

=V2AR41UQ42UQ3+.AR41UQ42UQ3/1

=V2AR41WC1+.AR41UC01/1

			Date	12/14/2022	Volvo Trucks North America	Valiant TMS	TOOL STAND SENSORS	Drawing name: =2V06&EFS_EL	= V2AR41UR41BG0		
			Ed.	MKLEPADLO					+ V2AR41UR41		
			Appr		P6700 Rear Wall - Cell 2V06			Document type: EFS	Project nr: 22-16148	Page	1
Modification	Date	Name	Original		Replacement of / Replaced by	Scale 1:1					1460

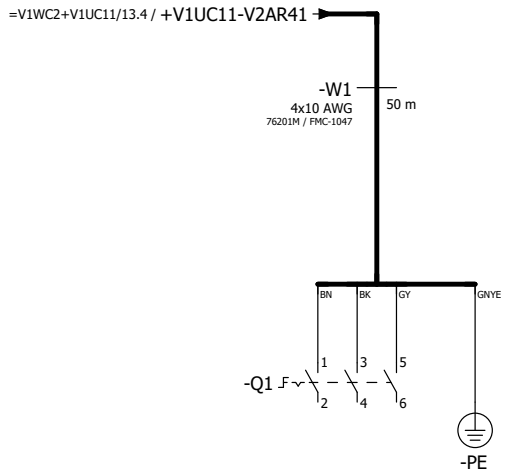

=V2AR41UR41BG0+.AR41UR41/1

=V2AR41XQ11WC1+.AR41XQ11UC01/1

			Date	12/14/2022	Volvo Trucks North America		Valiant TMS	Incoming power	Drawing name: =2V06&EFS_EL	= V2AR41WC1
			Ed.	MKLEPADLO						+ V2AR41UC01
			Appr		P6700 Rear Wall - Cell 2V06				Document type: EFS	Project nr: 22-16148
Modification	Date	Name	Original		Replacement of	Replaced by	Scale 1:1			Page 1 / 1460

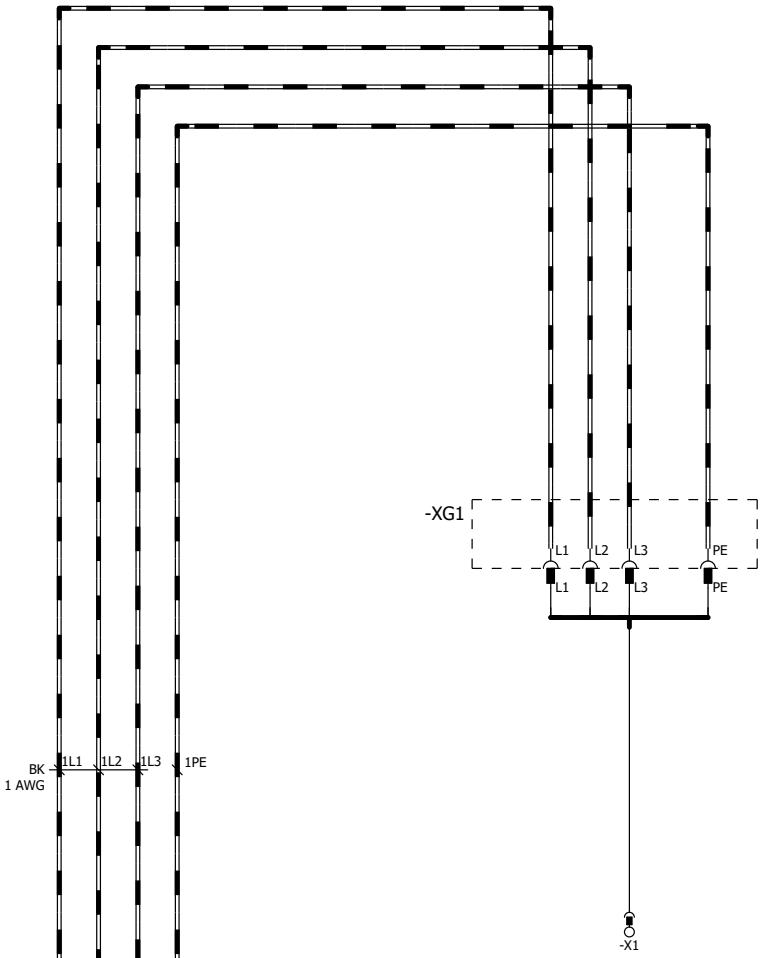

480VAC TN-S 3 PHASE 60Hz
Fed from: .....
short circuit protection: .....
Over current: .....
cable type: 1 AWG

IkMax =.....kA
IkMin = ...kA
Z: ..... mΩ.

=V2AR41WC1+.AR41UC01/1

=V2CL1BG0+.CL1/1

			Date	12/14/2022	Volvo Trucks North America	Valiant TMS	Incoming power	Drawing name: =2V06&EFS_EL	= V2AR41XQ11WC1	
			Ed.	MKLEPADLO					+ V2AR41XQ11UC01	
			Appr		P6700 Rear Wall - Cell 2V06			Document type: EFS	Project nr: 22-16148	Page 1
Modification	Date	Name	Original		Replacement of	Replaced by	Scale 1:1			1460

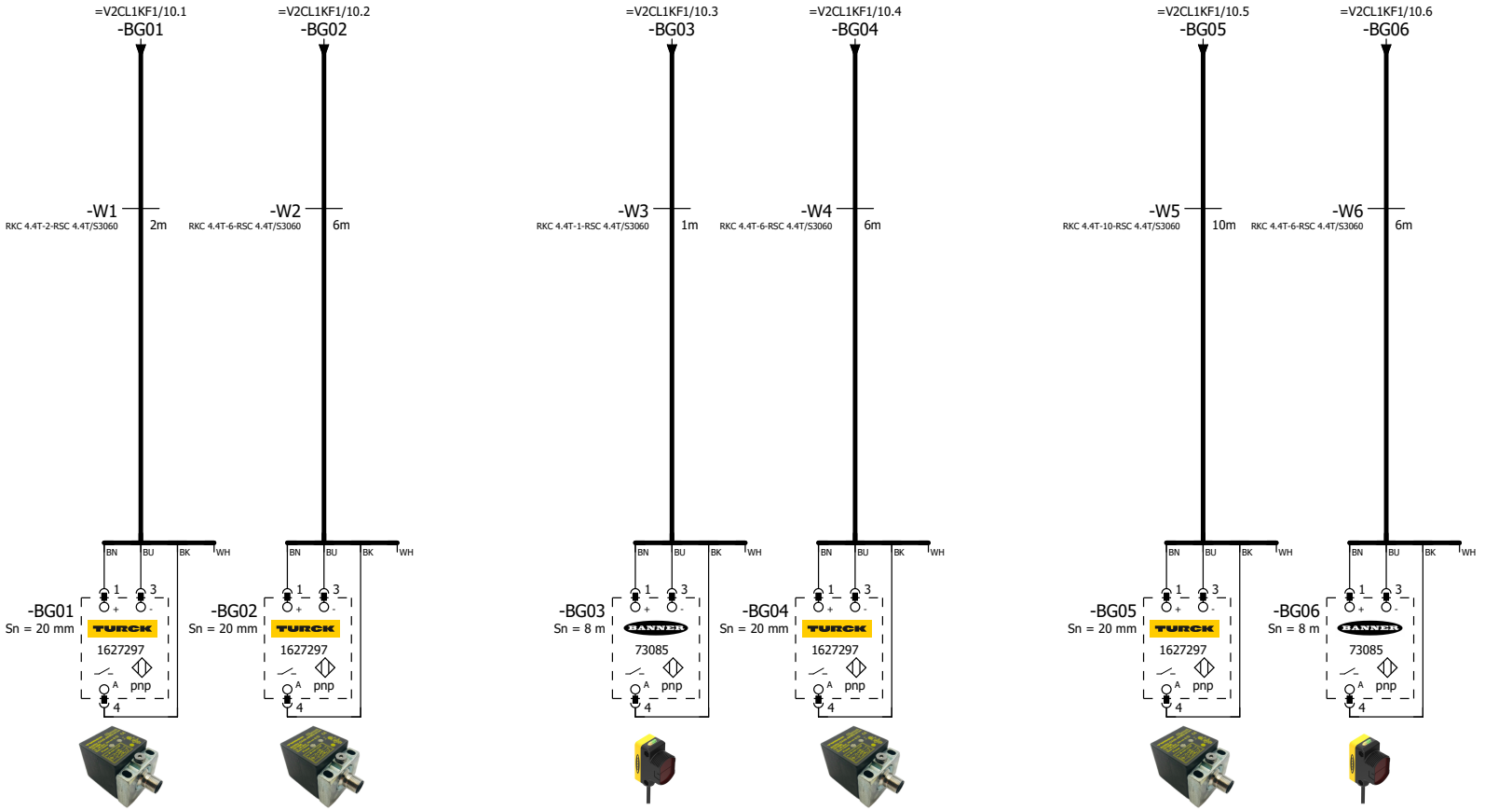

=V2CL1 -BG01 Daycab Rack #1 Present	=V2CL1 -BG02 Daycab Rack #1 Present	=V2CL1 -BG03 Daycab Empty Rack #1	=V2CL1 -BG04 Daycab Rack #2 Present	=V2CL1 -BG05 Daycab Rack #2 Present	=V2CL1 -BG06 Daycab Empty Rack #2

=V2AR41XQ11WC1+.AR41XQ11UC01/1

2

			Date	12/14/2022	Volvo Trucks North America	Valiant TMS	SENSORS	Drawing name: =2V06&EFS_EL	= V2CL1BG0
			Ed.	MKLEPADLO					+ V2CL1
			Appr		P6700 Rear Wall - Cell 2V06			Document type: EFS	Project nr: 22-16148
Modification	Date	Name	Original		Replacement of / Replaced by	Scale 1:1			Page 1 / 1460

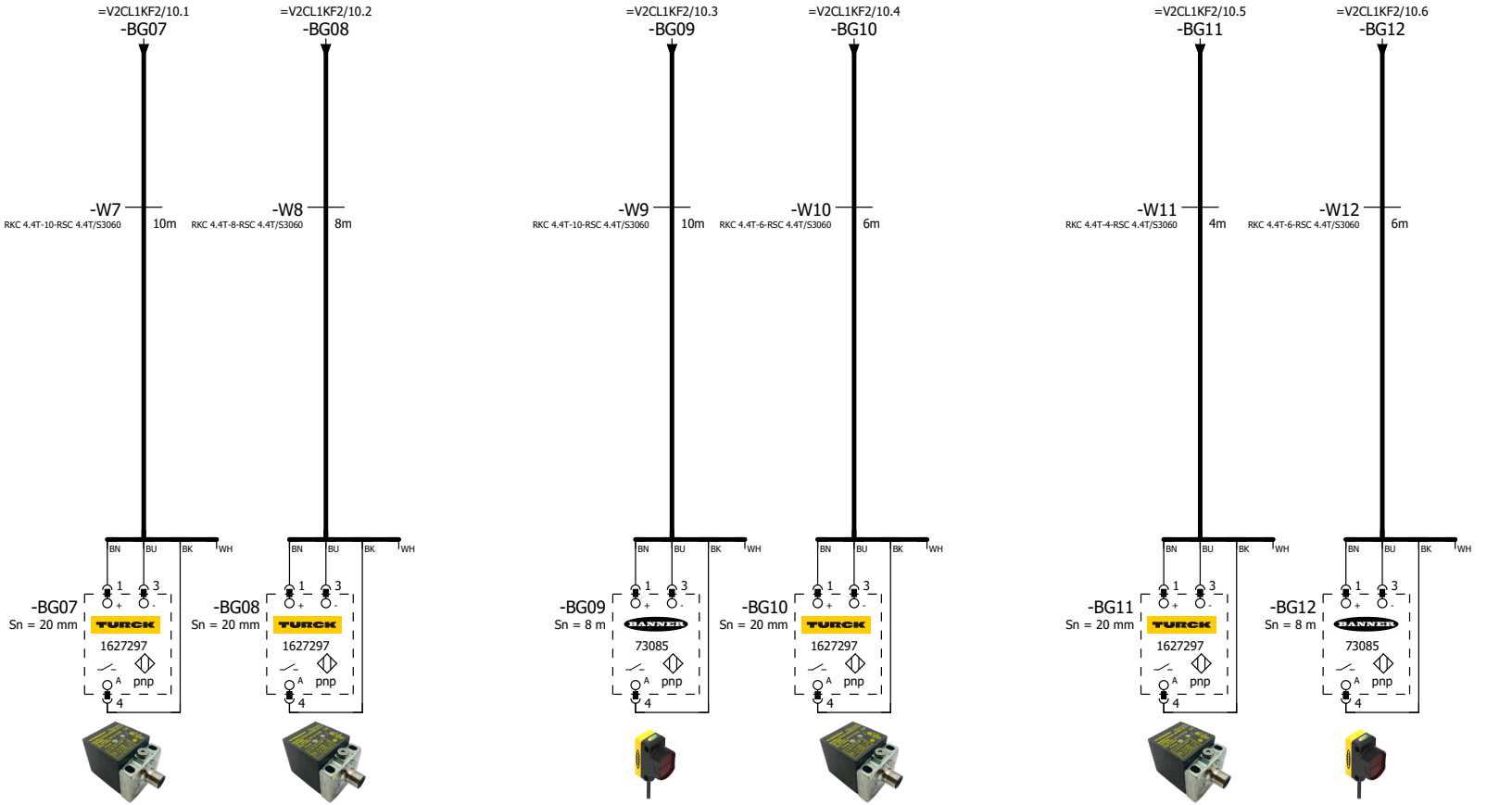

=V2CL1 -BG07 Sleeper Rack #1 Present	=V2CL1 -BG08 Sleeper Rack #1 Present	=V2CL1 -BG09 Sleeper Empty Rack #1	=V2CL1 -BG10 Sleeper Rack #2 Present	=V2CL1 -BG11 Sleeper Rack #2 Present	=V2CL1 -BG12 Sleeper Empty Rack #2

1

=V2CL1KF1/10

			Date	12/14/2022	Volvo Trucks North America	Valiant TMS	SENSORS	Drawing name: =2V06&EFS_EL	= V2CL1BG0	
			Ed.	MKLEPADLO					+ V2CL1	
			Appr		P6700 Rear Wall - Cell 2V06			Document type: EFS	Project nr: 22-16148	Page 2
Modification	Date	Name	Original		Replacement of / Replaced by	Scale 1:1				1460

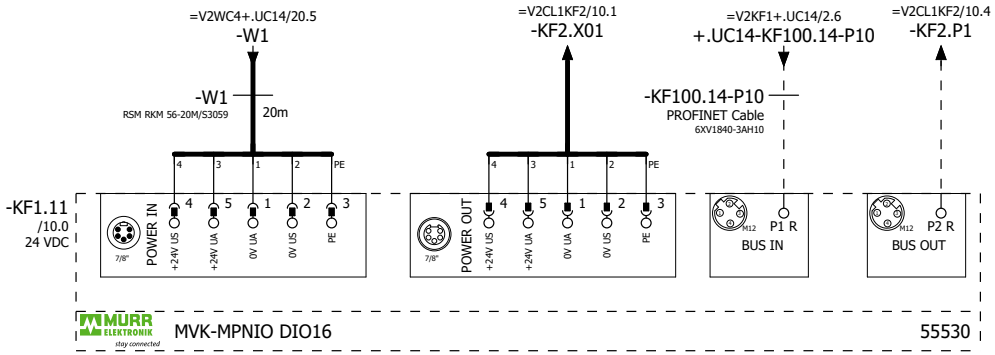

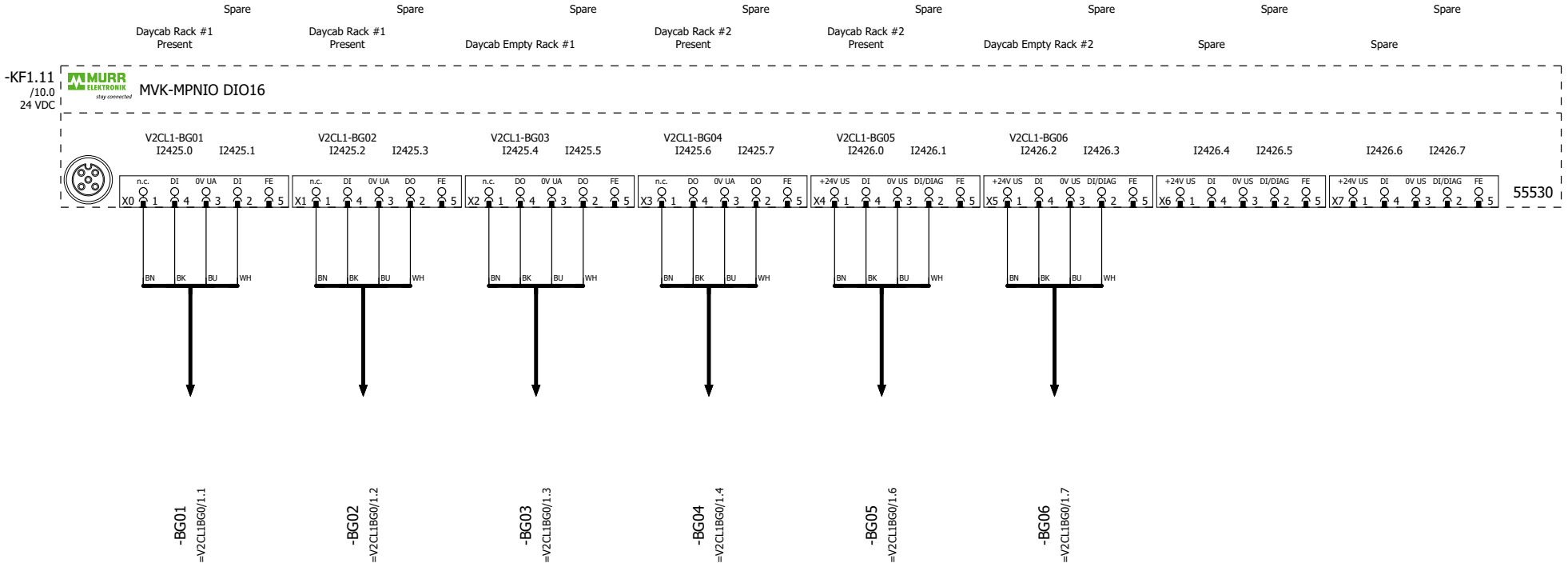

=V2CL1BG0/2

=V2CL1KF2/10

			Date	12/14/2022	Volvo Trucks North America	Valiant TMS	MURR MODULE 16 IN/OUT	Drawing name: =2V06&EFS_EL	= V2CL1KF1
			Ed.	MKLEPADLO					+ V2CL1
			Appr		P6700 Rear Wall - Cell 2V06			Document type: EFS	Project nr: 22-16148
Modification	Date	Name	Original		Replacement of / Replaced by	Scale 1:1			Page 10 / 1460

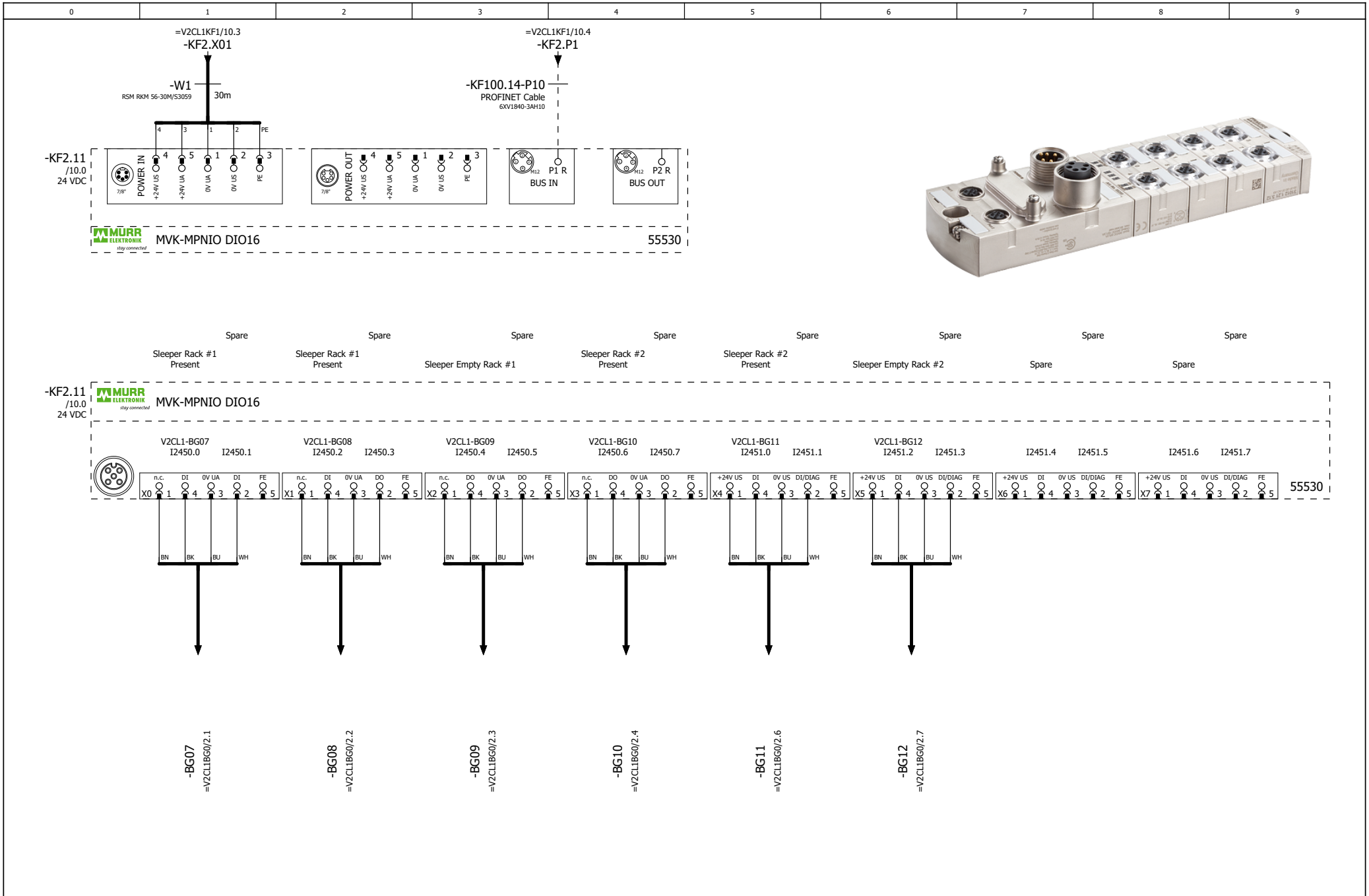

=V2CL1KF1/10

=V2FQ1+.FQ1/1

			Date	12/14/2022	Volvo Trucks North America	Valiant TMS	MURR MODULE 16 IN/OUT	Drawing name: =2V06&EFS_EL	= V2CL1KF2 + V2CL1
			Ed.	MKLEPADLO	P6700 Rear Wall - Cell 2V06				
			Appr					Document type: EFS	Project nr: 22-16148
Modification	Date	Name	Original		Replacement of / Replaced by	Scale 1:1			Page 10 / 1460

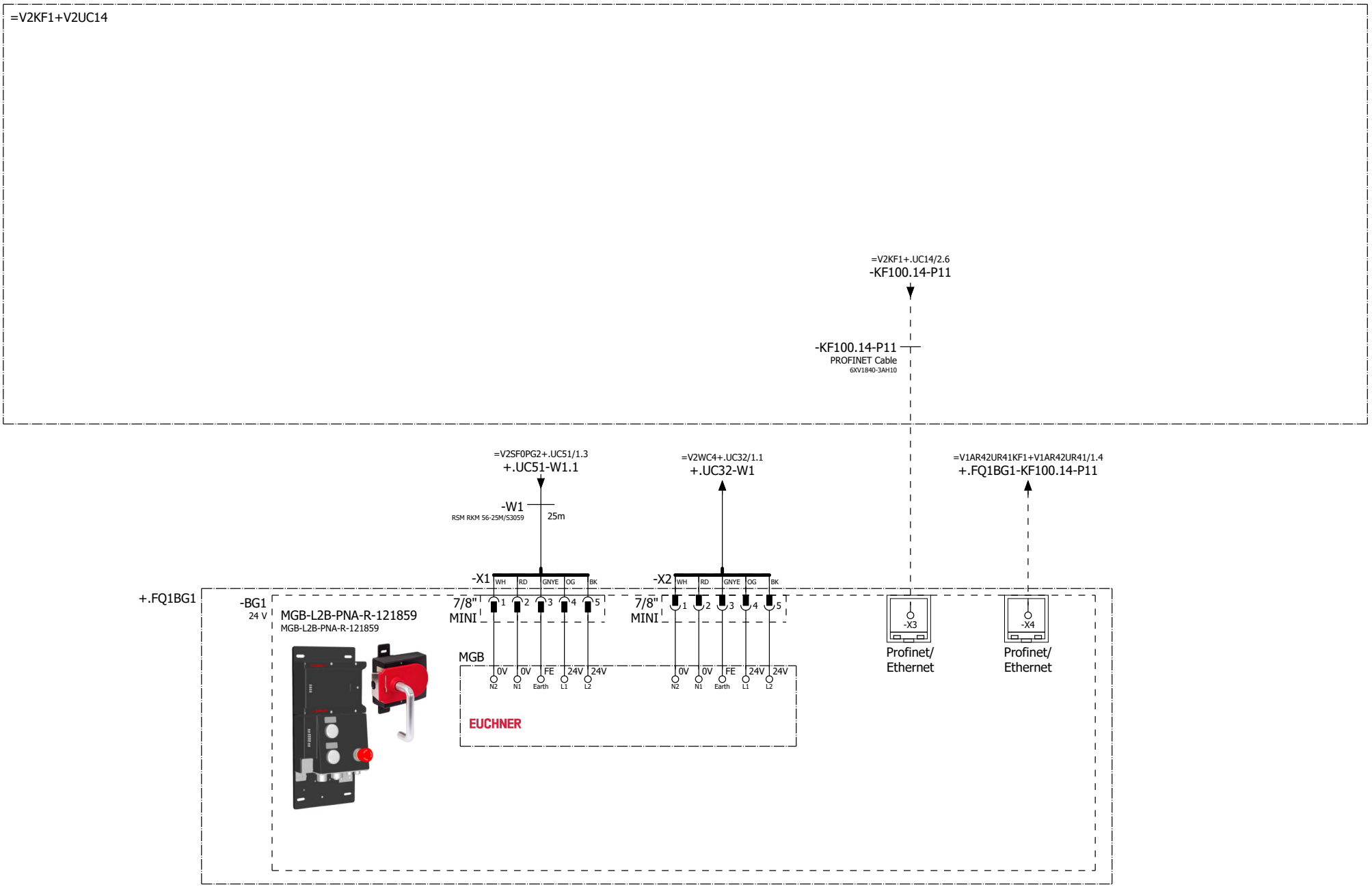

=V2CL1KF2+.CL1/10

6

			Date	12/14/2022	Volvo Trucks North America	Valiant TMS	Door lock sensor -BG1	Drawing name: =2V06&EFS_EL	= V2FQ1	
			Ed.	MKLEPADLO					+ V2FQ1	
			Appr		P6700 Rear Wall - Cell 2V06			Document type: EFS	Project nr: 22-16148	Page 1
Modification	Date	Name	Original		Replacement of	Replaced by	Scale 1:1			1460

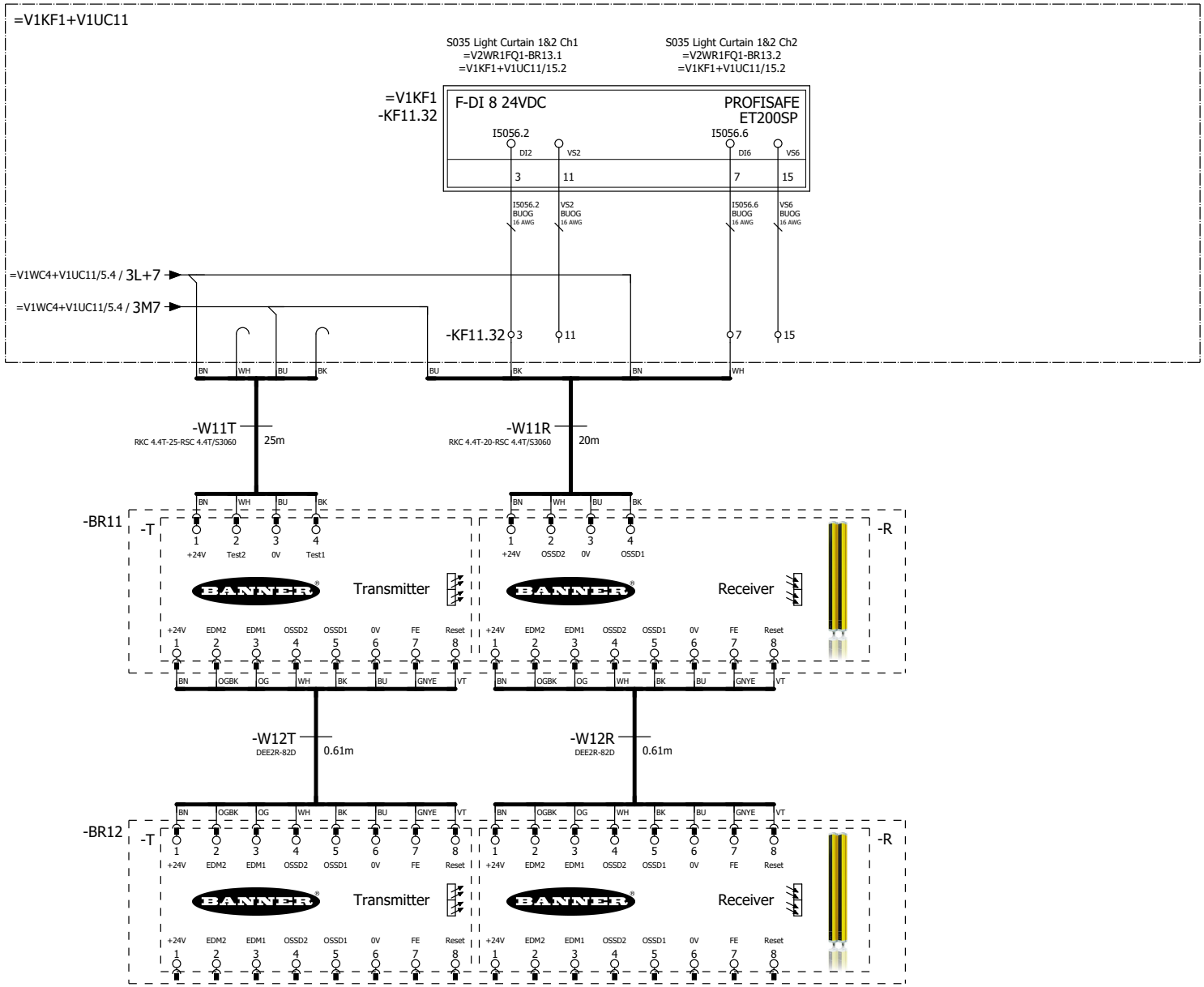

1 7

			Date	12/14/2022	Volvo Trucks North America		Valiant TMS	S035 Light Curtain	Drawing name: =2V06&EFS_EL	= V2FQ1
			Ed.	MKLEPADLO						+ V2FQ1
			Appr		P6700 Rear Wall - Cell 2V06		Scale 1:1		Document type: EFS	Project nr: 22-16148
Modification	Date	Name	Original		Replacement of	Replaced by				Page 6 / 1460

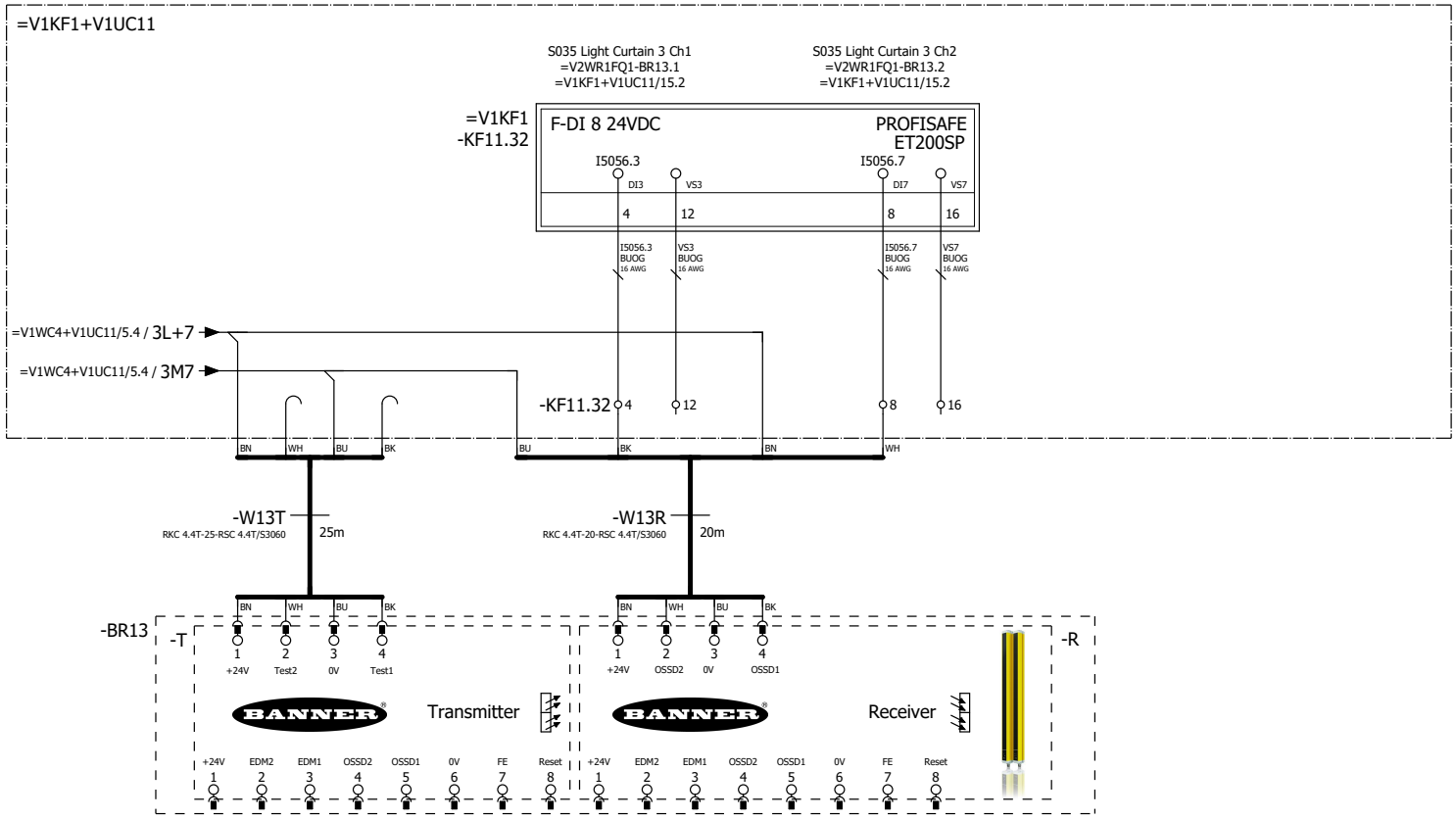

6 8

			Date	12/14/2022	Volvo Trucks North America		Valiant TMS	S035 Light Curtain	Drawing name: =2V06&EFS_EL	= V2FQ1	
			Ed.	MKLEPADLO						+ V2FQ1	
			Appr		P6700 Rear Wall - Cell 2V06		Scale 1:1		Document type: EFS	Project nr: 22-16148	Page 7
Modification	Date	Name	Original		Replacement of	Replaced by					1460

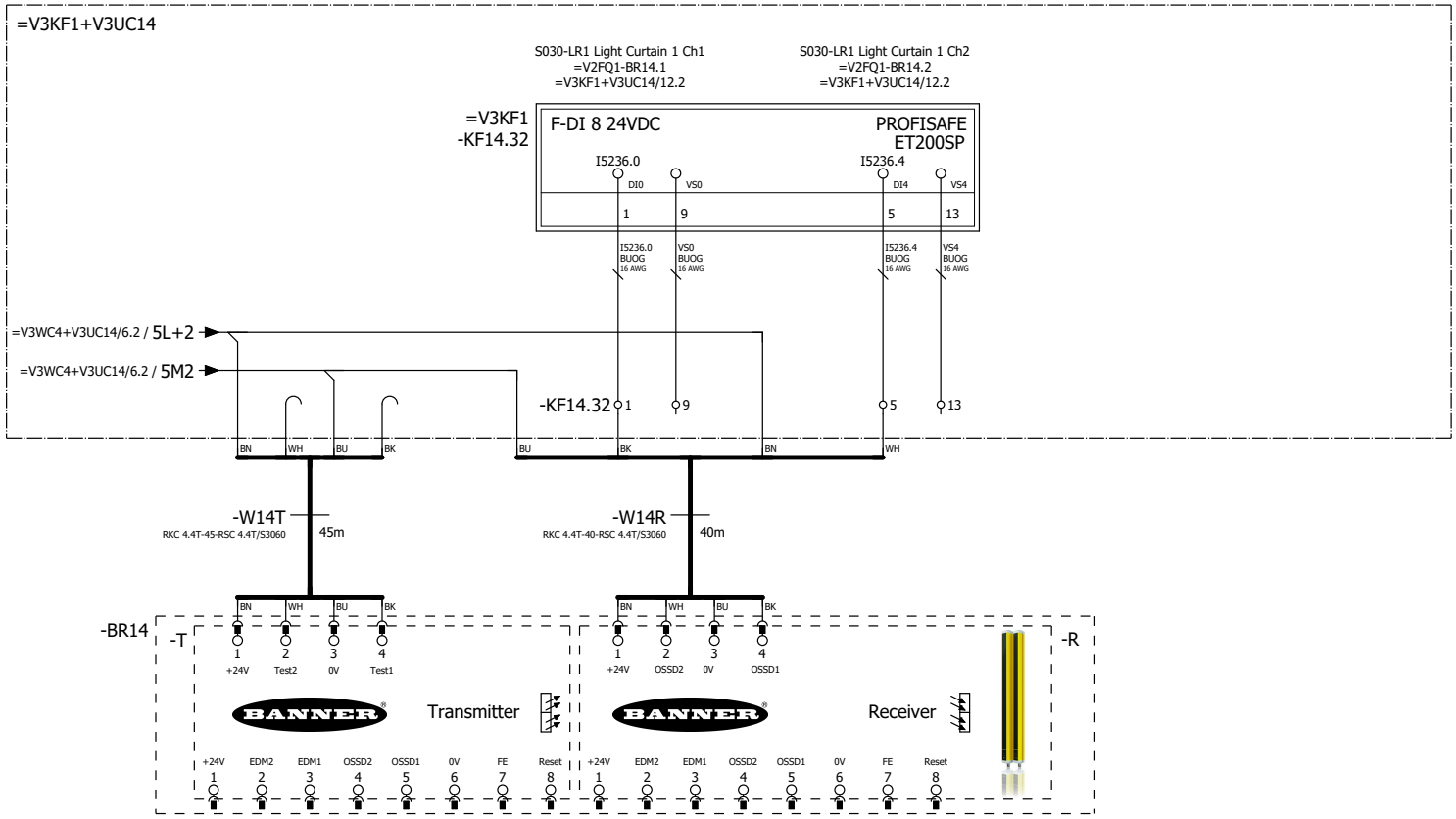

			Date	12/14/2022	Volvo Trucks North America		Valiant TMS	S030-LR1 Light Curtain 1	Drawing name: =2V06&EFS_EL	= V2FQ1
			Ed.	MKLEPADLO						+ V2FQ1
			Appr		P6700 Rear Wall - Cell 2V06		Scale 1:1		Document type: EFS	Project nr: 22-16148
Modification	Date	Name	Original		Replacement of	Replaced by				Page 8 / 1460

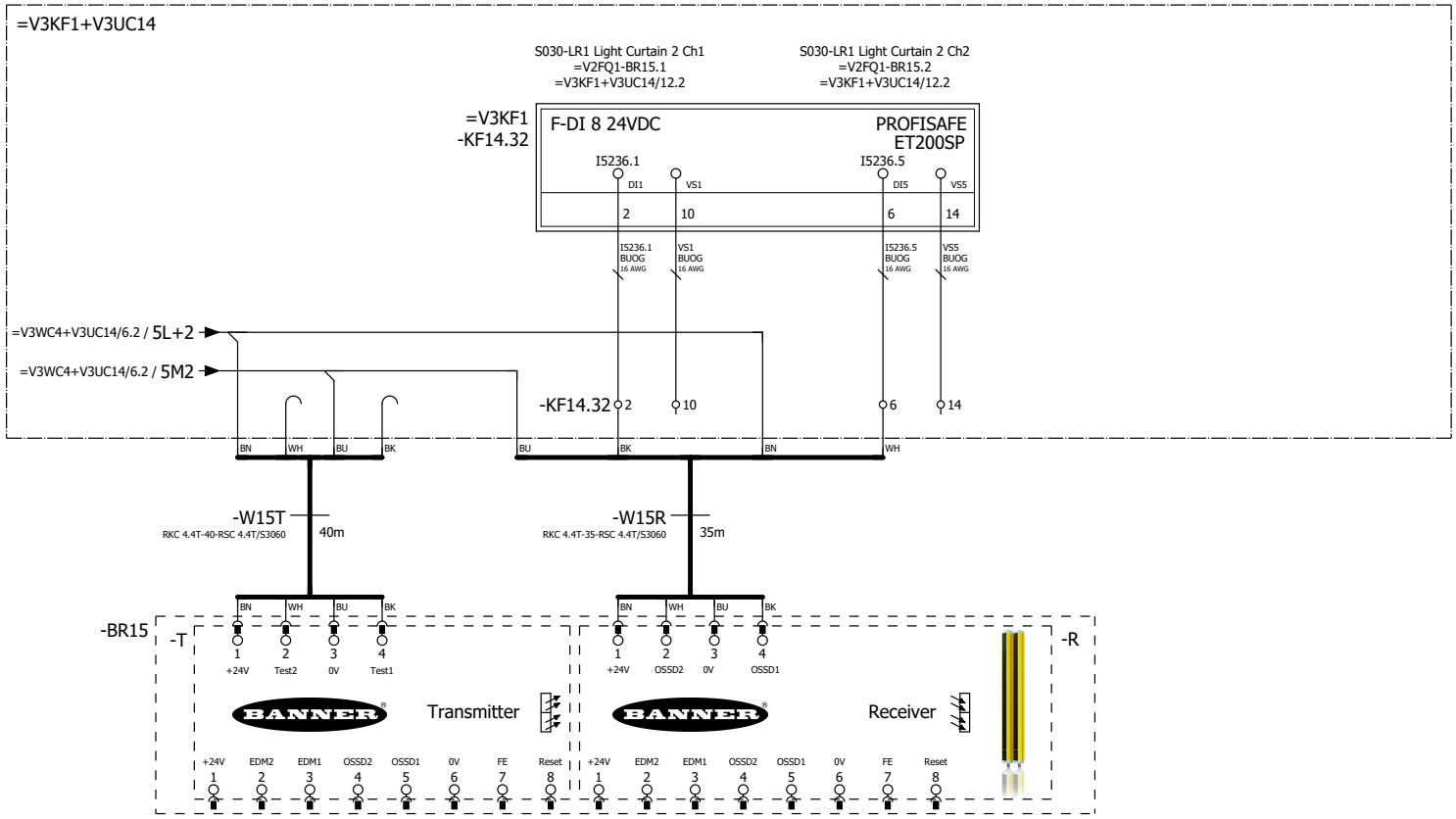

			Date	12/14/2022	Volvo Trucks North America	Valiant TMS	S030-LR1 Light Curtain 2	Drawing name: =2V06&EFS_EL	= V2FQ1	
			Ed.	MKLEPADLO					+ V2FQ1	
			Appr		P6700 Rear Wall - Cell 2V06	Scale 1:1		Document type: EFS	Project nr: 22-16148	Page 9
Modification	Date	Name	Original		Replacement of / Replaced by					1460

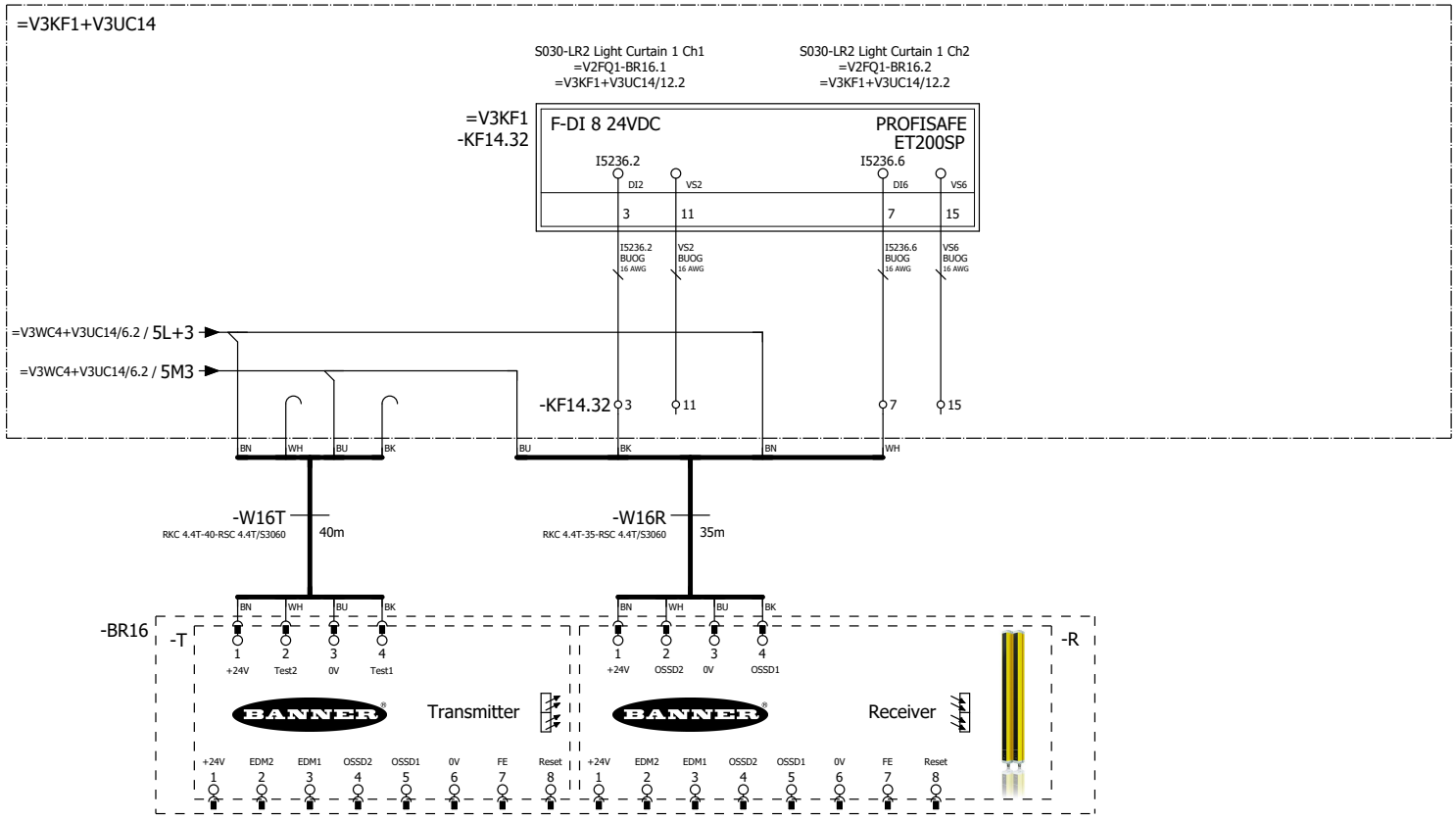

			Date	12/14/2022	Volvo Trucks North America	Valiant TMS	S030-LR2 Light Curtain 1	Drawing name: =2V06&EFS_EL	= V2FQ1	
			Ed.	MKLEPADLO					+ V2FQ1	
			Appr		P6700 Rear Wall - Cell 2V06	Scale 1:1		Document type: EFS	Project nr: 22-16148	Page 10
Modification	Date	Name	Original		Replacement of	Replaced by				1460

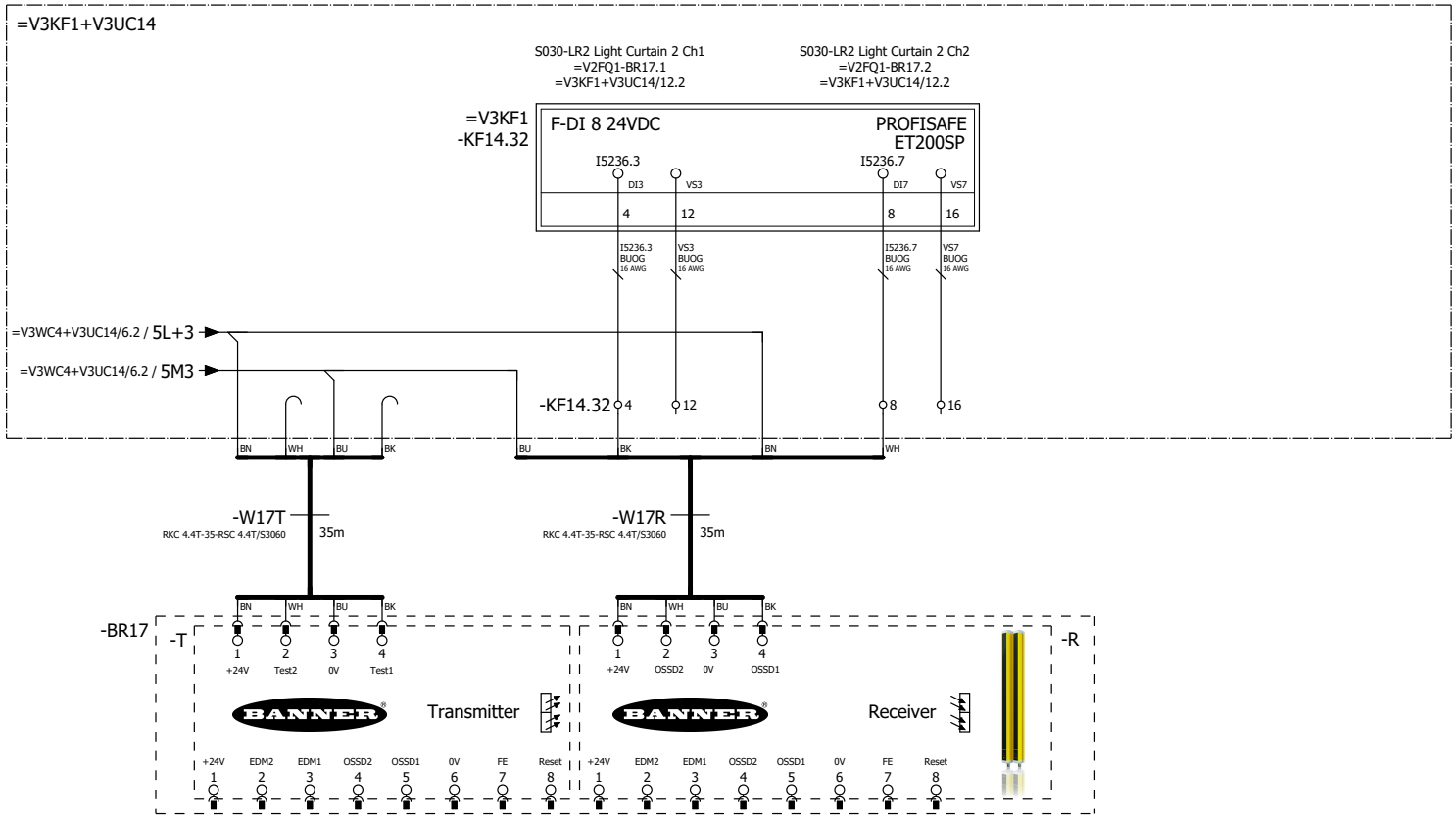

			Date	12/14/2022	Volvo Trucks North America	Valiant TMS	S030-LR2 Light Curtain 2	Drawing name: =2V06&EFS_EL	= V2FQ1	
			Ed.	MKLEPADLO					+ V2FQ1	
			Appr		P6700 Rear Wall - Cell 2V06			Document type: EFS	Project nr: 22-16148	Page 11
Modification	Date	Name	Original		Replacement of / Replaced by	Scale 1:1				1460

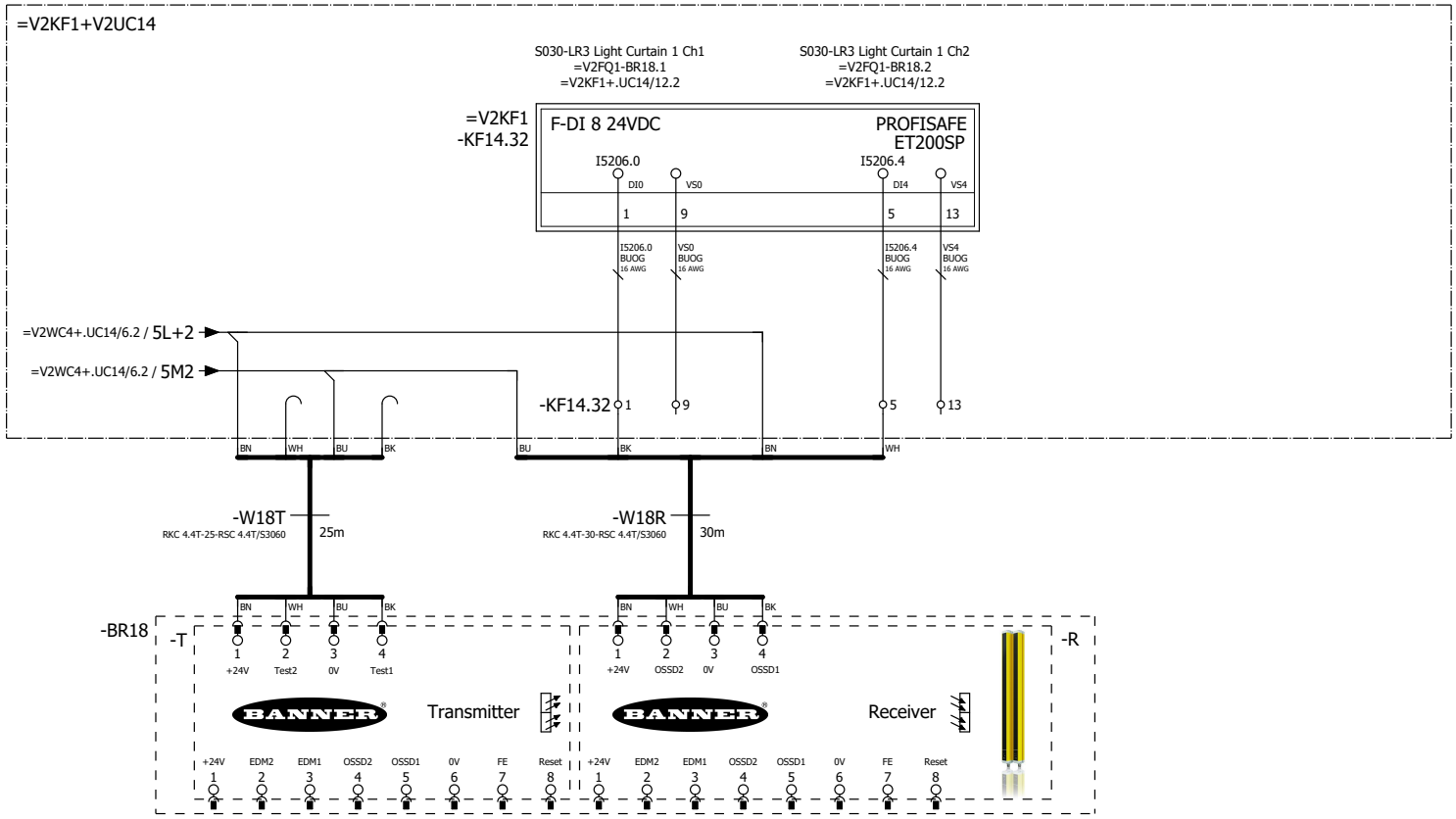

			Date	12/14/2022	Volvo Trucks North America		Valiant TMS	S030-LR3 Light Curtain 1	Drawing name: =2V06&EFS_EL	= V2FQ1	
			Ed.	MKLEPADLO						+ V2FQ1	
			Appr		P6700 Rear Wall - Cell 2V06		Scale 1:1		Document type: EFS	Project nr: 22-16148	Page 12
Modification	Date	Name	Original		Replacement of	Replaced by					1460

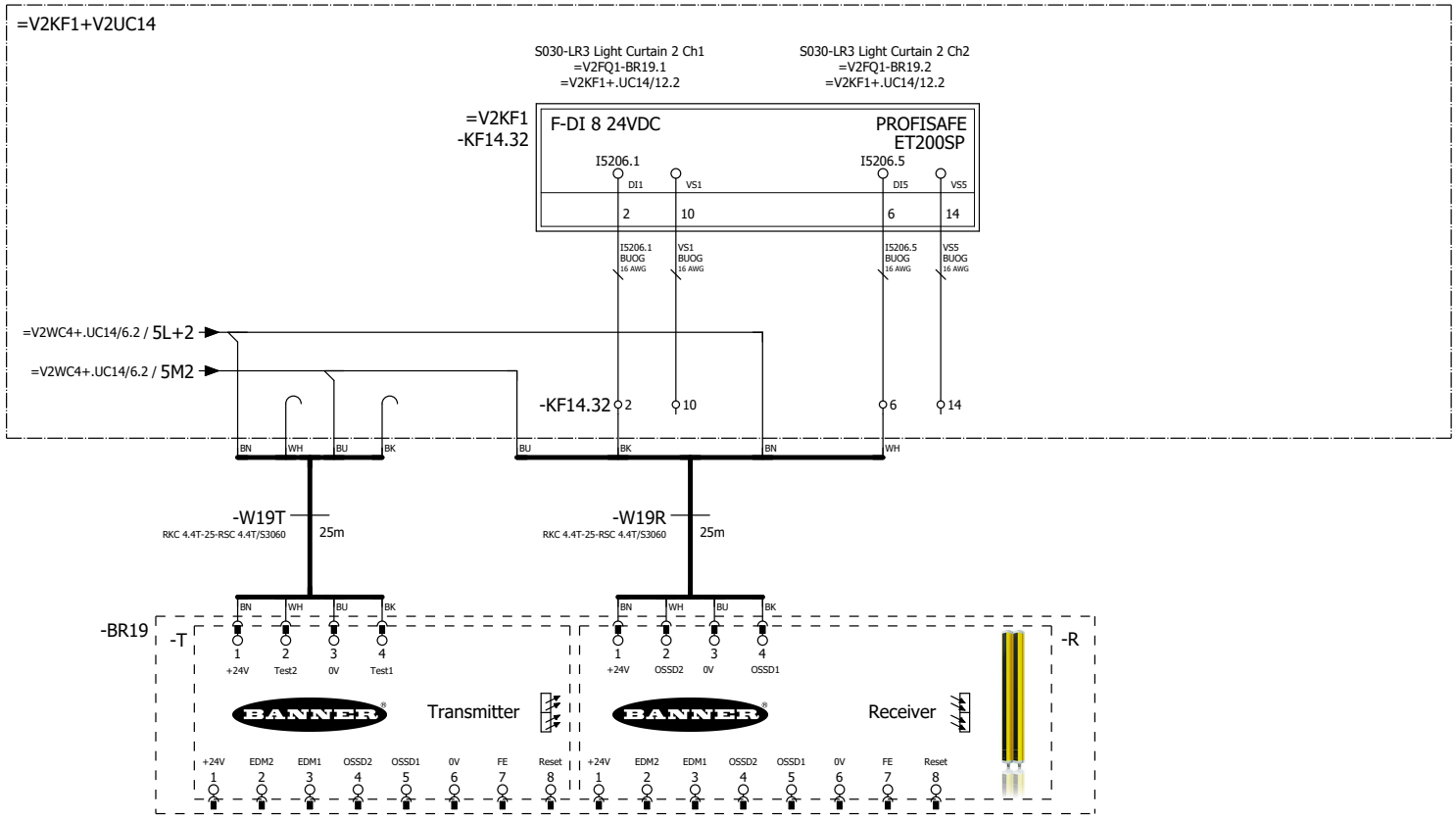

12 14

			Date	12/14/2022	Volvo Trucks North America	Valiant TMS	S030-LR3 Light Curtain 2	Drawing name: =2V06&EFS_EL	= V2FQ1	
			Ed.	MKLEPADLO					+ V2FQ1	
			Appr		P6700 Rear Wall - Cell 2V06	Scale 1:1		Document type: EFS	Project nr: 22-16148	Page 13
Modification	Date	Name	Original		Replacement of	Replaced by				1460

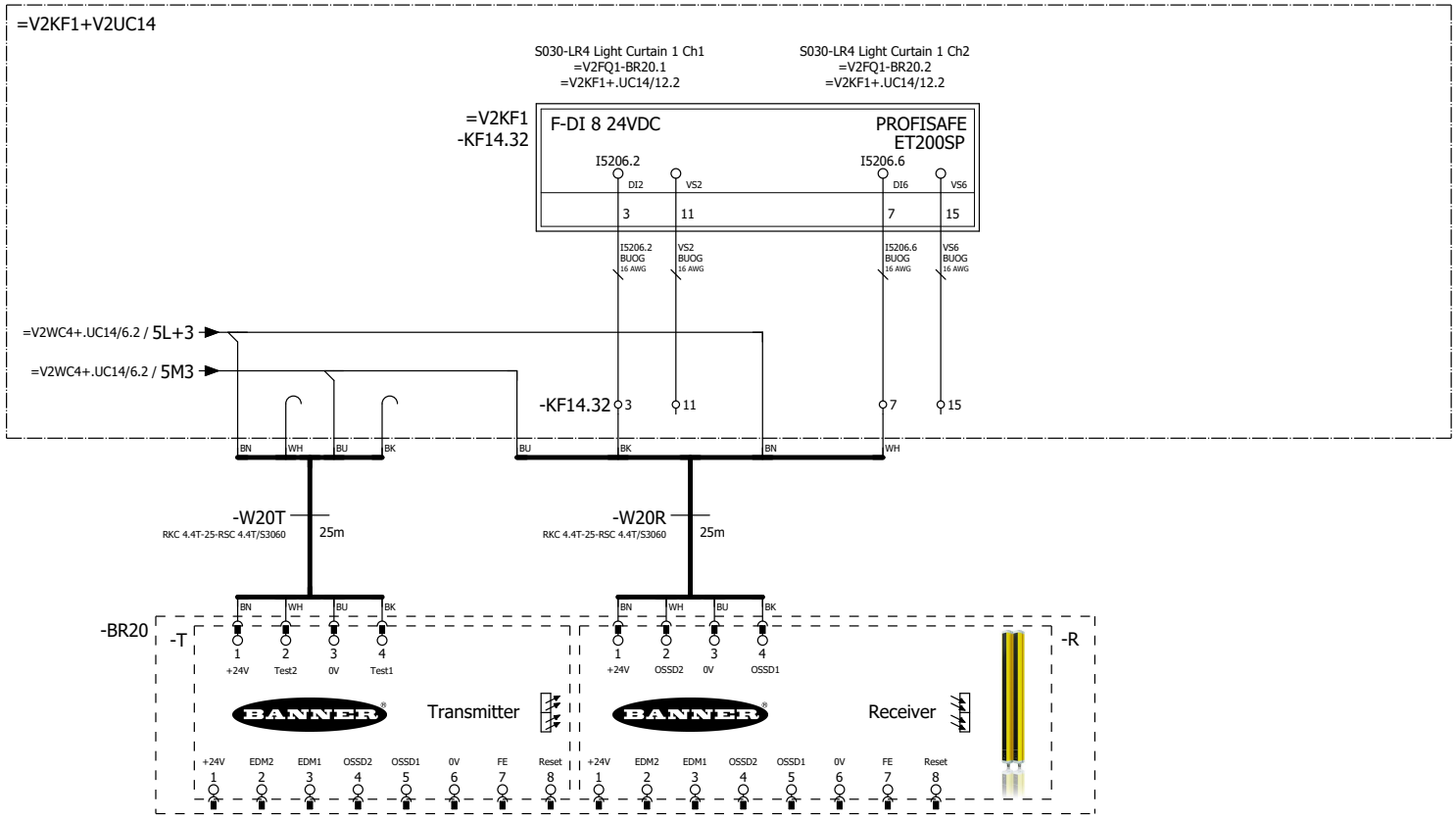

13 15

			Date	12/14/2022	Volvo Trucks North America		Valiant TMS	S030-LR4 Light Curtain 1	Drawing name: =2V06&EFS_EL	= V2FQ1	
			Ed.	MKLEPADLO						+ V2FQ1	
			Appr		P6700 Rear Wall - Cell 2V06		Scale 1:1		Document type: EFS	Project nr: 22-16148	Page 14
Modification	Date	Name	Original		Replacement of	Replaced by					1460

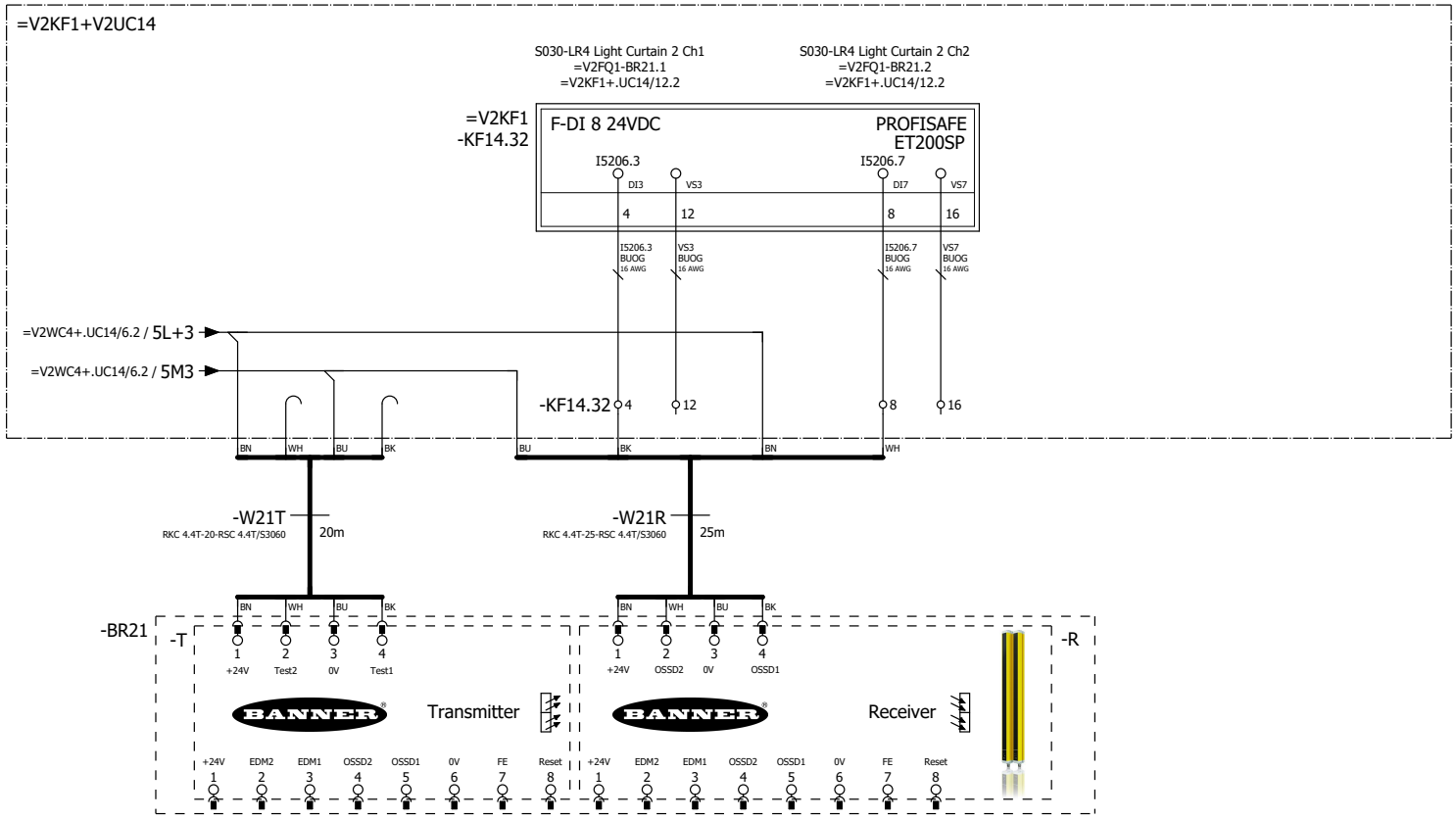

			Date	12/14/2022	Volvo Trucks North America	Valiant TMS	S030-LR4 Light Curtain 2	Drawing name: =2V06&EFS_EL	= V2FQ1	
			Ed.	MKLEPADLO					+ V2FQ1	
			Appr		P6700 Rear Wall - Cell 2V06	Scale 1:1		Document type: EFS	Project nr: 22-16148	Page 15
Modification	Date	Name	Original		Replacement of / Replaced by					1460

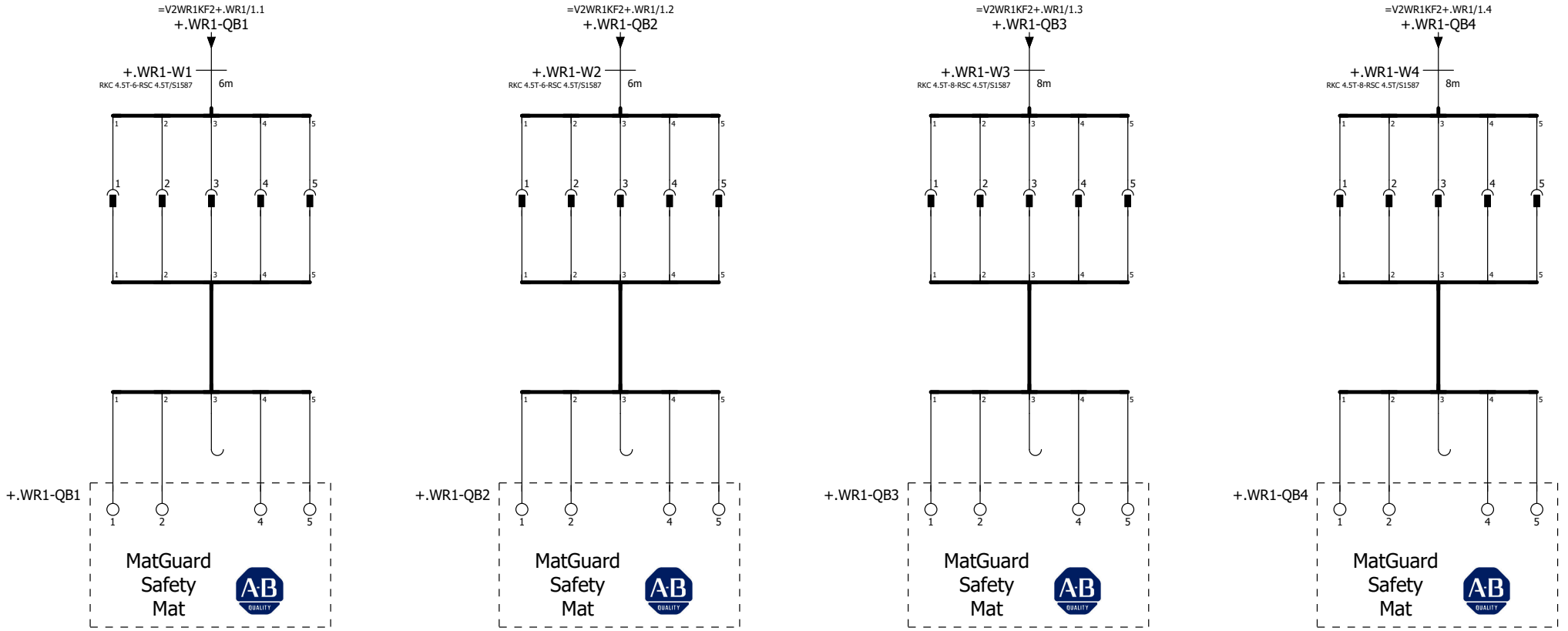

			Date	12/14/2022	Volvo Trucks North America		Valiant TMS	Safety Mats	Drawing name: =2V06&EFS_EL	= V2FQ1
			Ed.	MKLEPADLO						+ V2FQ1
			Appr		P6700 Rear Wall - Cell 2V06		Scale 1:1		Document type: EFS	Project nr: 22-16148
Modification	Date	Name	Original		Replacement of	Replaced by				Page 22 / 1460

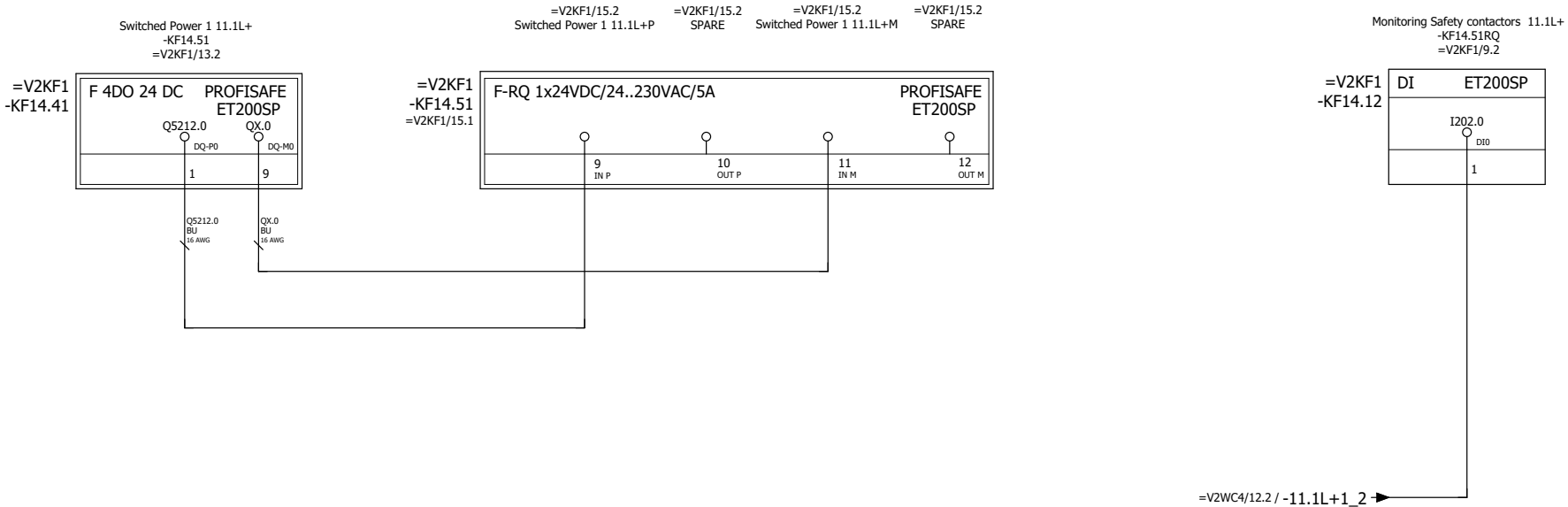

			Date	12/14/2022	Volvo Trucks North America		Valiant TMS	Safety power monitoring RQ - KF14.51	Drawing name: =2V06&EFS_EL	= V2FQ1	
			Ed.	MKLEPADLO						+ V2UC14	
			Appr		P6700 Rear Wall - Cell 2V06				Document type: EFS	Project nr: 22-16148	Page 1
Modification	Date	Name	Original		Replacement of	Replaced by	Scale 1:1				1460

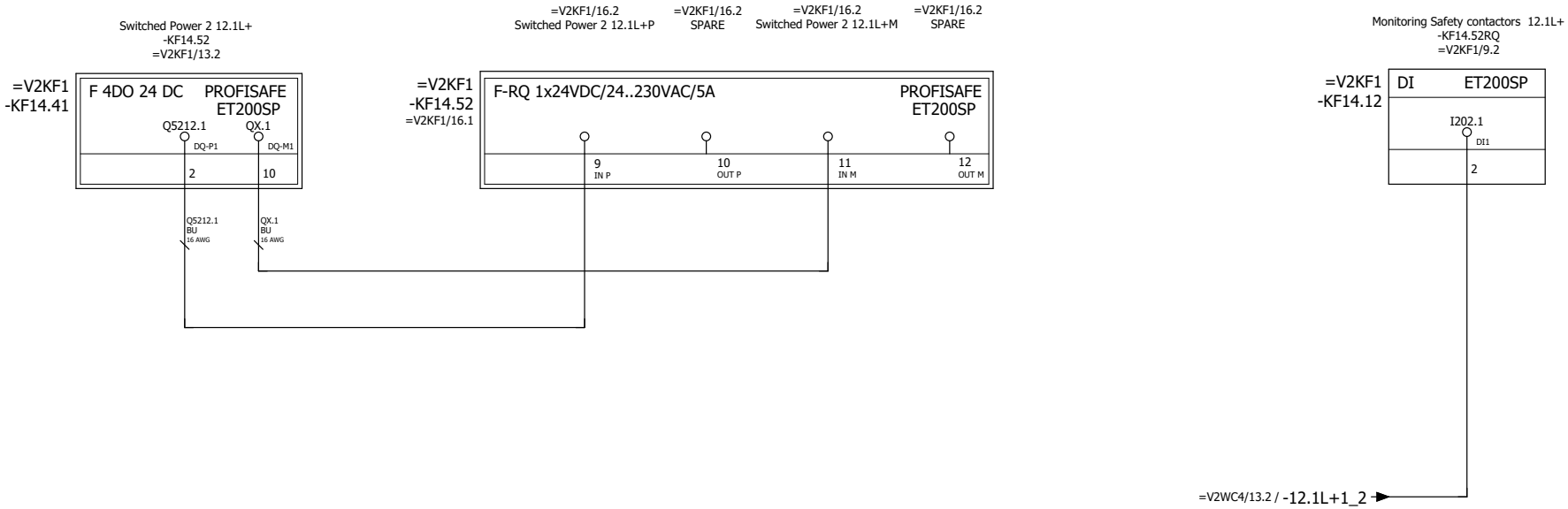

1 3

			Date	12/14/2022	Volvo Trucks North America	Valiant TMS	Safety power monitoring RQ - KF14.52	Drawing name: =2V06&EFS_EL	= V2FQ1	
			Ed.	MKLEPADLO					+ V2UC14	
			Appr		P6700 Rear Wall - Cell 2V06			Document type: EFS	Project nr: 22-16148	Page 2
Modification	Date	Name	Original		Replacement of / Replaced by	Scale 1:1				1460

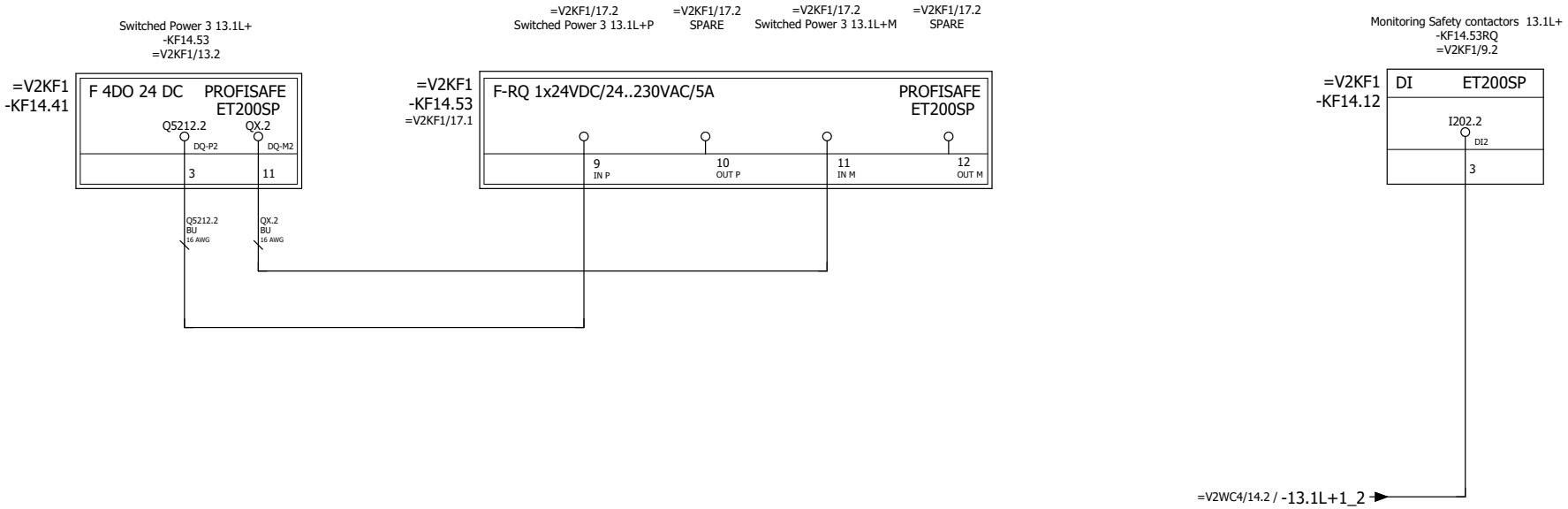

			Date	12/14/2022	Volvo Trucks North America	Valiant TMS	Safety power monitoring RQ - KF14.53	Drawing name: =2V06&EFS_EL	= V2FQ1	
			Ed.	MKLEPADLO					+ V2UC14	
			Appr		P6700 Rear Wall - Cell 2V06			Document type: EFS	Project nr: 22-16148	Page 3
Modification	Date	Name	Original		Replacement of	Replaced by	Scale 1:1			1460

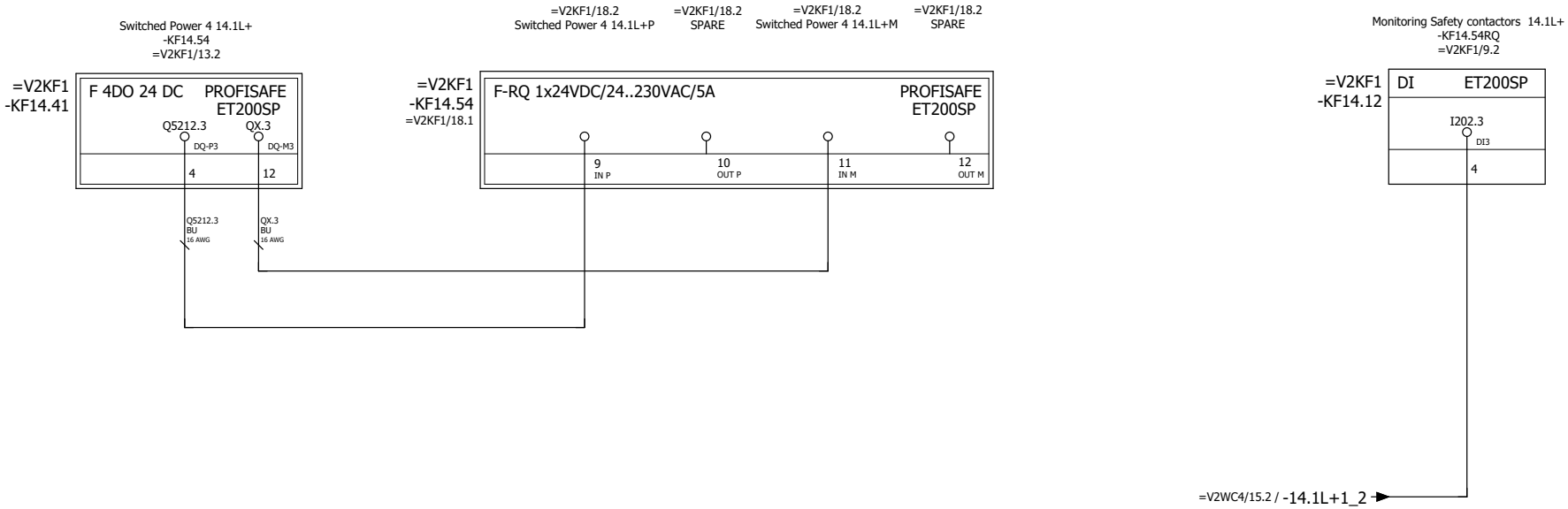

			Date	12/14/2022	Volvo Trucks North America	Valiant TMS	Safety power monitoring RQ - KF14.54	Drawing name: =2V06&EFS_EL	= V2FQ1	
			Ed.	MKLEPADLO					+ V2UC14	
			Appr		P6700 Rear Wall - Cell 2V06			Document type: EFS	Project nr: 22-16148	Page 4
Modification	Date	Name	Original		Replacement of	Replaced by	Scale 1:1			1460

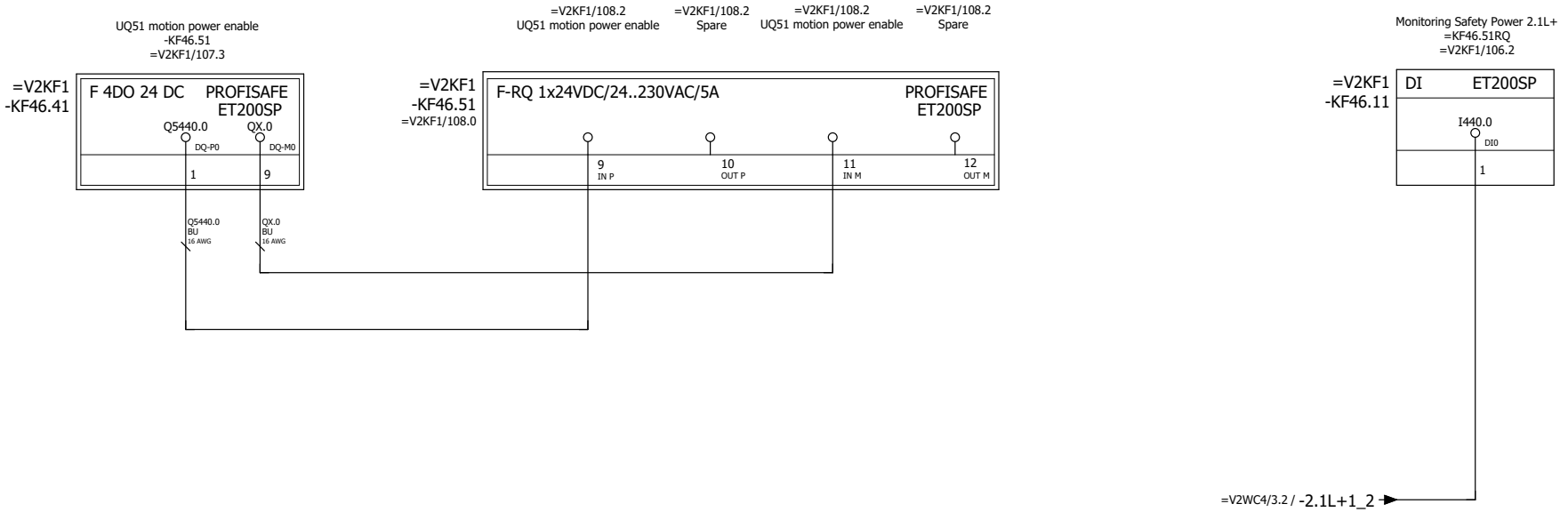

			Date	12/14/2022	Volvo Trucks North America	Valiant TMS	Safety power monitoring RQ - KF46.51	Drawing name: =2V06&EFS_EL	= V2FQ1	
			Ed.	MKLEPADLO					+ V2UC46	
			Appr		P6700 Rear Wall - Cell 2V06			Document type: EFS	Project nr: 22-16148	Page 1
Modification	Date	Name	Original		Replacement of / Replaced by	Scale 1:1				1460

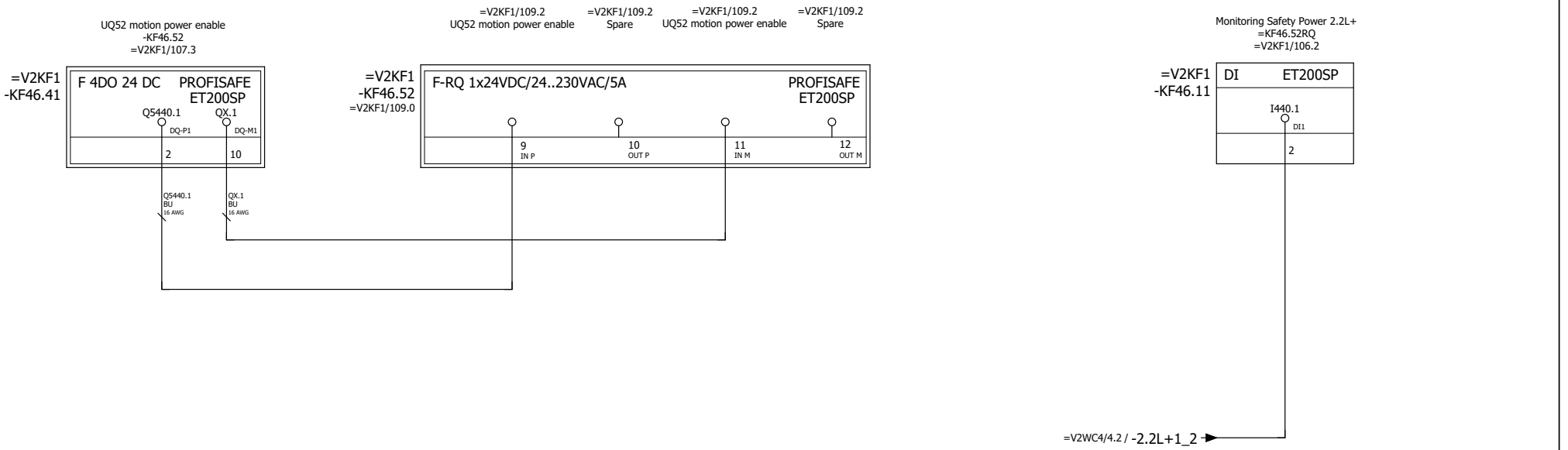

1 3

			Date	12/14/2022	Volvo Trucks North America	Valiant TMS	Safety power monitoring RQ - KF46.52	Drawing name: =2V06&EFS_EL	= V2FQ1	
			Ed.	MKLEPADLO					+ V2UC46	
			Appr		P6700 Rear Wall - Cell 2V06			Document type: EFS	Project nr: 22-16148	Page 2
Modification	Date	Name	Original		Replacement of / Replaced by	Scale 1:1				1460

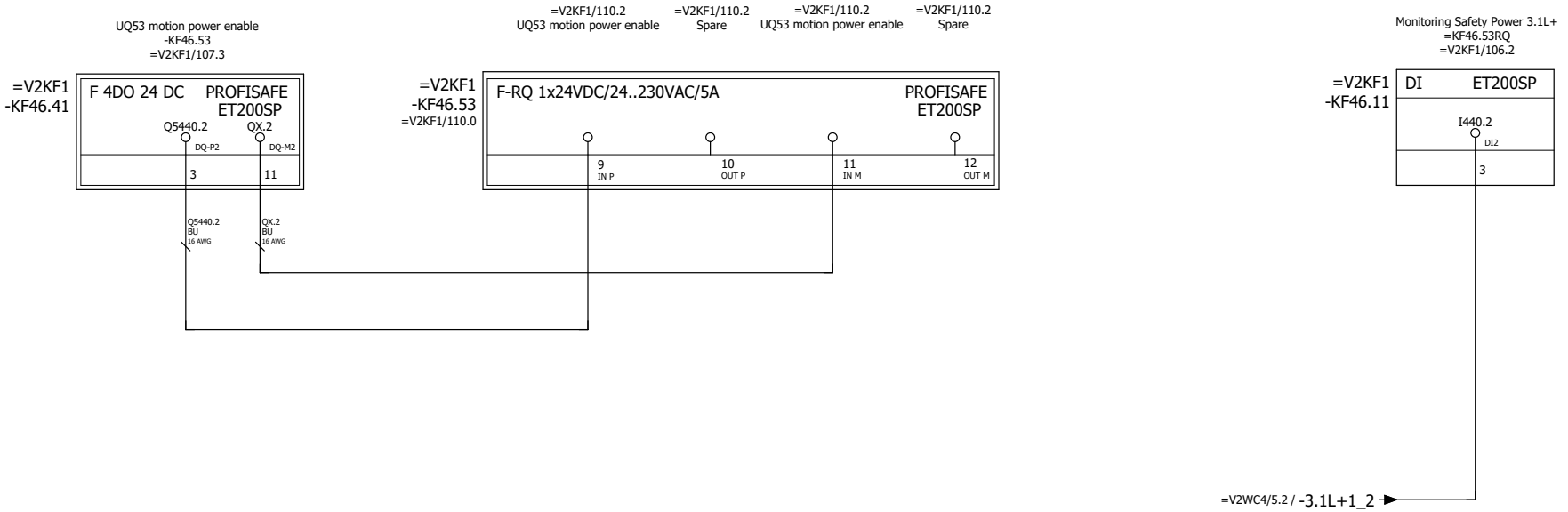

2 4

			Date	12/14/2022	Volvo Trucks North America	Valiant TMS	Safety power monitoring RQ - KF46.53	Drawing name: =2V06&EFS_EL	= V2FQ1	
			Ed.	MKLEPADLO					+ V2UC46	
			Appr		P6700 Rear Wall - Cell 2V06			Document type: EFS	Project nr: 22-16148	Page 3
Modification	Date	Name	Original		Replacement of / Replaced by	Scale 1:1				1460

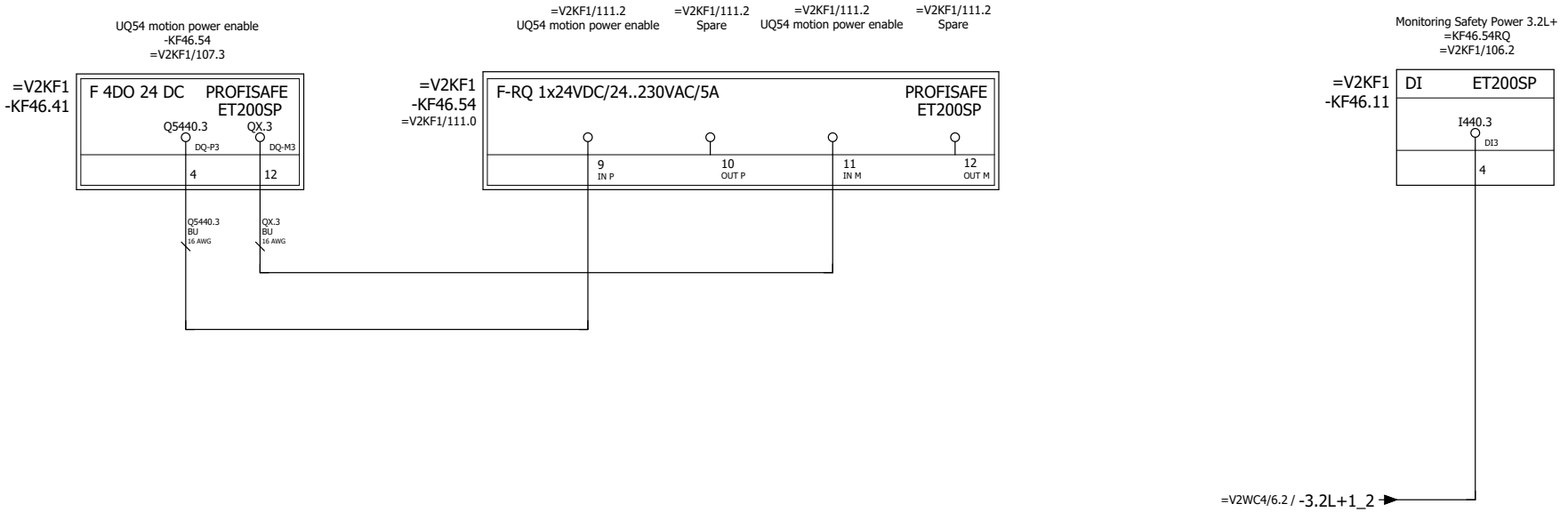

			Date	12/14/2022	Volvo Trucks North America		Valiant TMS	Safety power monitoring RQ - KF46.54	Drawing name: =2V06&EFS_EL	= V2FQ1	
			Ed.	MKLEPADLO						+ V2UC46	
			Appr		P6700 Rear Wall - Cell 2V06		Scale 1:1		Document type: EFS	Project nr: 22-16148	Page 4
Modification	Date	Name	Original		Replacement of	Replaced by					1460

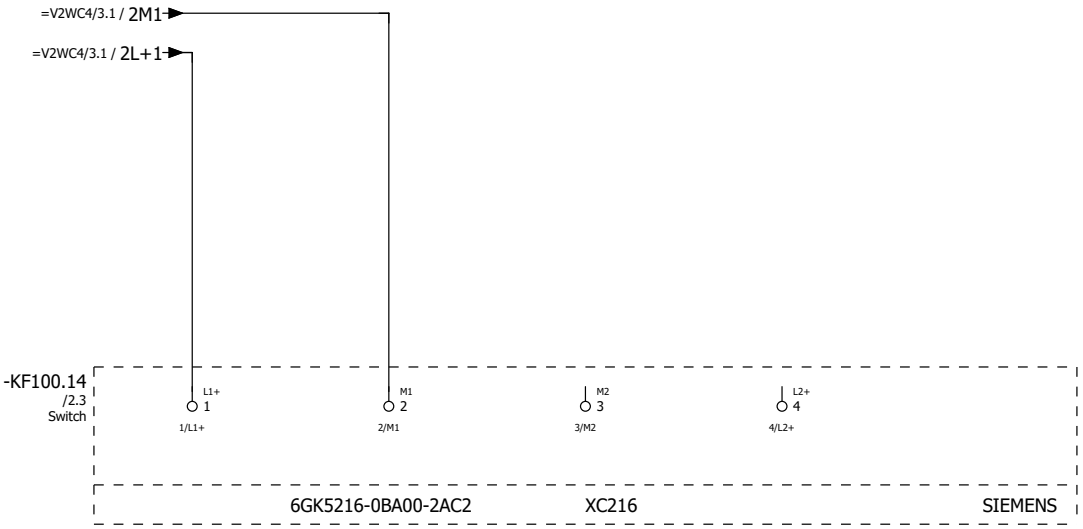

=V2FQ1+.UC46/4

2

			Date	12/14/2022	Volvo Trucks North America	Valiant TMS	Switch, Scalance XC216	Drawing name: =2V06&EFS_EL	= V2KF1	
			Ed.	MKLEPADLO					+ V2UC14	
			Appr		P6700 Rear Wall - Cell 2V06			Document type: EFS	Project nr: 22-16148	Page 1
Modification	Date	Name	Original		Replacement of / Replaced by	Scale 1:1				1460

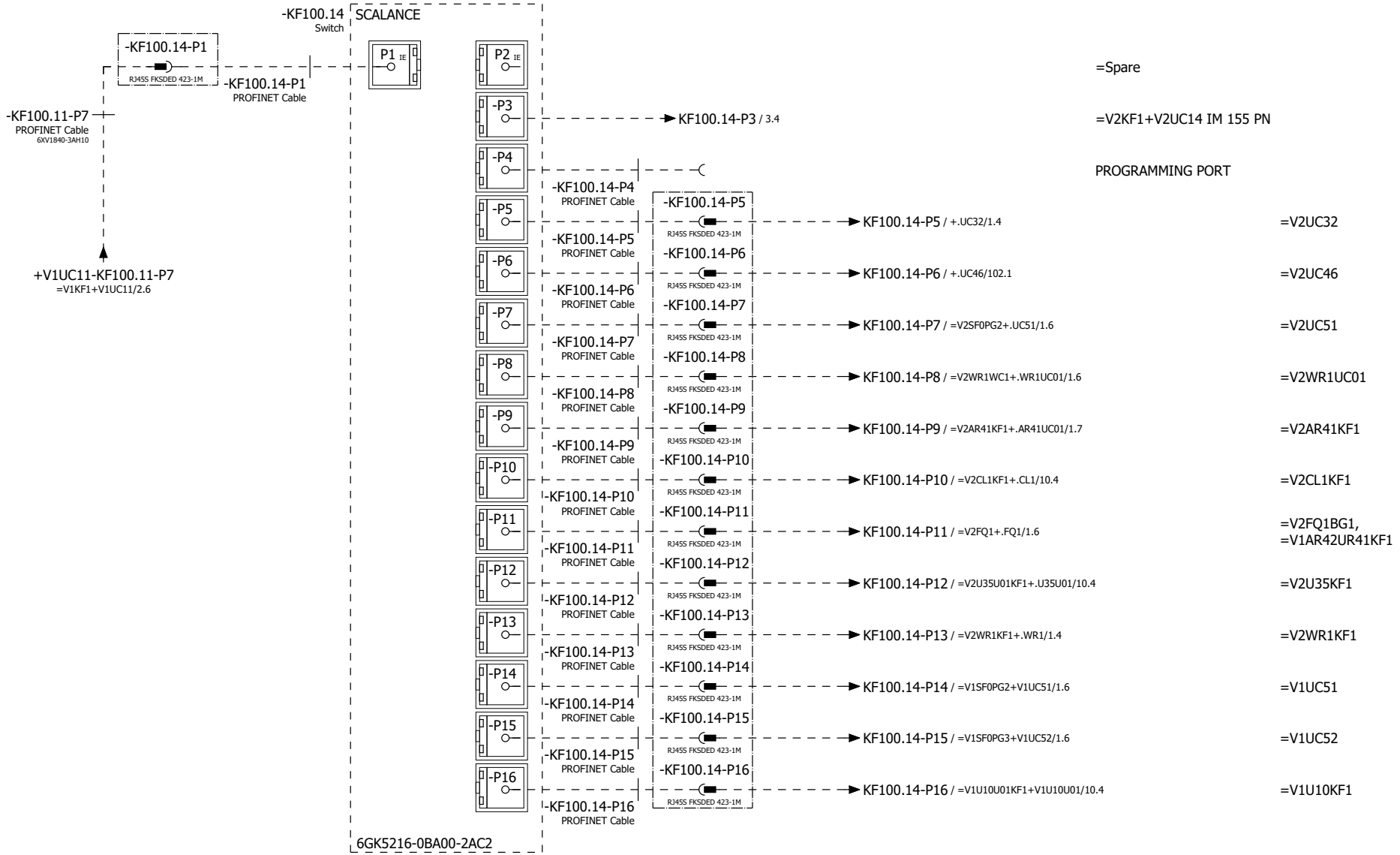

			Date	12/14/2022	Volvo Trucks North America		Valiant TMS	Network Overview	Drawing name: =2V06&EFS_EL	= V2KF1	
			Ed.	MKLEPADLO						+ V2UC14	
			Appr		P6700 Rear Wall - Cell 2V06				Document type: EFS	Project nr: 22-16148	Page 2
Modification	Date	Name	Original		Replacement of	Replaced by	Scale 1:1				1460



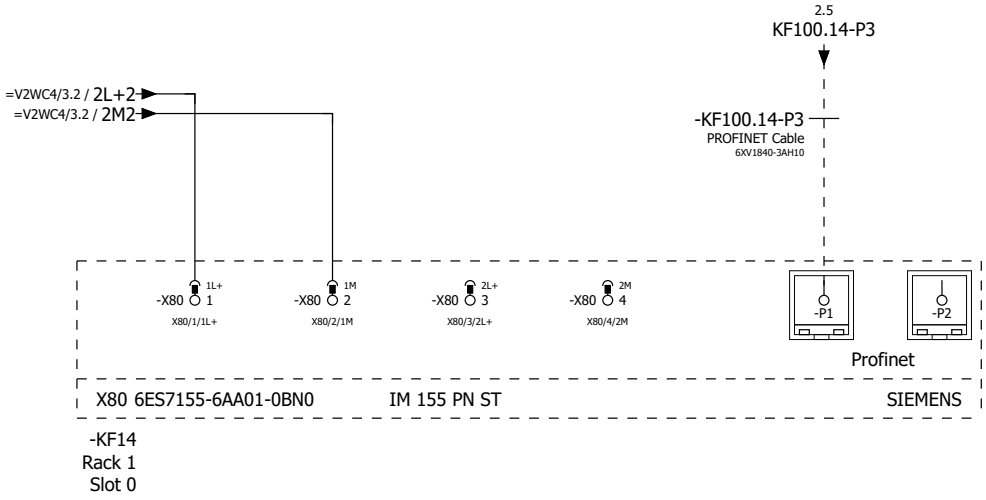

2 4

			Date	12/14/2022	Volvo Trucks North America		Valiant TMS	IM 155 PN	Drawing name: =2V06&EFS_EL	= V2KF1
			Ed.	MKLEPADLO						+ V2UC14
			Appr		P6700 Rear Wall - Cell 2V06				Document type: EFS	Project nr: 22-16148
Modification	Date	Name	Original		Replacement of	Replaced by	Scale 1:1			Page 3 / 1460

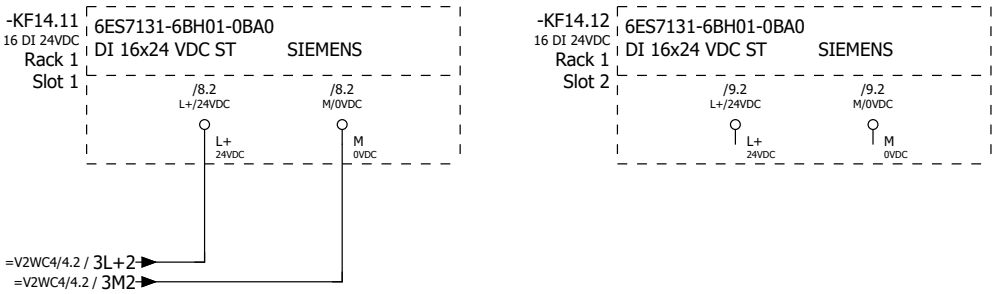

			Date	12/14/2022	Volvo Trucks North America		Valiant TMS	ET200S Wiring DI	Drawing name: =2V06&EFS_EL	= V2KF1	
			Ed.	MKLEPADLO						+ V2UC14	
			Appr		P6700 Rear Wall - Cell 2V06				Document type: EFS	Project nr: 22-16148	Page 4
Modification	Date	Name	Original		Replacement of	Replaced by	Scale 1:1				1460

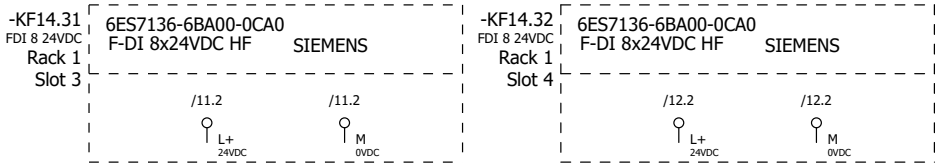

			Date	12/14/2022	Volvo Trucks North America		Valiant TMS	ET200S Wiring F-DI	Drawing name: =2V06&EFS_EL	= V2KF1	
			Ed.	MKLEPADLO						+ V2UC14	
			Appr		P6700 Rear Wall - Cell 2V06				Document type: EFS	Project nr: 22-16148	Page 5
Modification	Date	Name	Original		Replacement of	Replaced by	Scale 1:1				1460

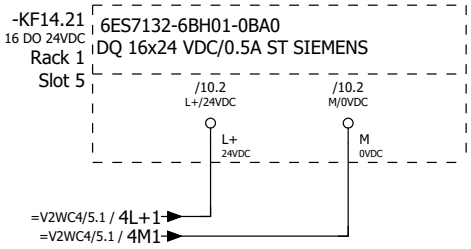

			Date	12/14/2022	Volvo Trucks North America		Valiant TMS	ET200S Wiring DQ	Drawing name: =2V06&EFS_EL	= V2KF1	
			Ed.	MKLEPADLO						+ V2UC14	
			Appr		P6700 Rear Wall - Cell 2V06				Document type: EFS	Project nr: 22-16148	Page 6
Modification	Date	Name	Original		Replacement of	Replaced by	Scale 1:1				1460

-KF14.41
=V2FQ1/1.0
=V2FQ1/2.0
=V2FQ1/3.0
=V2FQ1/4.0
/13.1
FDO 4 24VDC
Rack 1
Slot 6

6ES7136-6DB00-0CA0 + BU15-P16+A0+2B F-DQ 4X24VDC/2A PM HF SIEMENS

/13.2 L+ 24VDC

/13.2 M 0VDC

-KF14.42
/14.1
FDO 4 24VDC
Rack 1
Slot 7

6ES7136-6DB00-0CA0 + BU15-P16+A0+2B F-DQ 4X24VDC/2A PM HF SIEMENS

/14.2 L+ 24VDC

/14.2 M 0VDC

6 8

			Date	12/14/2022	Volvo Trucks North America	Valiant TMS	ET200S Wiring F-DQ	Drawing name: =2V06&EFS_EL	= V2KF1	
			Ed.	MKLEPADLO					+ V2UC14	
			Appr		P6700 Rear Wall - Cell 2V06			Document type: EFS	Project nr: 22-16148	Page 7
Modification	Date	Name	Original		Replacement of	Replaced by	Scale 1:1			1460

-KF14.11
/4.0

ET 200SP SIEMENS
DI 16x24 VDC ST

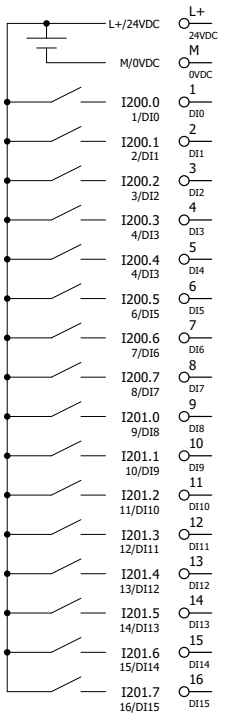

6ES7131-6BH01-0BA0

/4.1			
/4.2			
=V2WC3/2.2	=V2WC3+V2UC14-FC1	Monitoring 120 VAC	
=V2WC3/2.3	=V2WC3+V2UC14-FC2	Monitoring 120 VAC	
=V2WC4/1.4	=V2WC4+V2UC14-TA1_I	Monitoring 24VDC	
	I200.3	Spare	
=V2WC4/1.0	=V2WC4+V2UC14-FC11_I	Monitoring 24VDC	
=V2WC4/11.0	=V2WC4+V2UC14-FC12_I	Monitoring 24VDC	
	I200.6	Spare	
	I200.7	Spare	
	I201.0	Spare	
	I201.1	Spare	
	I201.2	Spare	
	I201.3	Spare	
	I201.4	Spare	
	I201.5	Spare	
	I201.6	Spare	
	I201.7	Spare	

7 9

			Date	9/19/2022	Volvo Trucks North America		Valiant TMS	ET200S DI Overview KF14.11	Drawing name: =2V06&EFS_EL	= V2KF1
			Ed.	MKLEPADLO						+ V2UC14
			Appr		P6700 Rear Wall - Cell 2V06				Document type: EFS	Project nr: 22-16148
Modification	Date	Name	Original		Replacement of	Replaced by	Scale 1:1			Page 8 / 1460

-KF14.12
/4.3

ET 200SP SIEMENS
DI 16x24 VDC ST

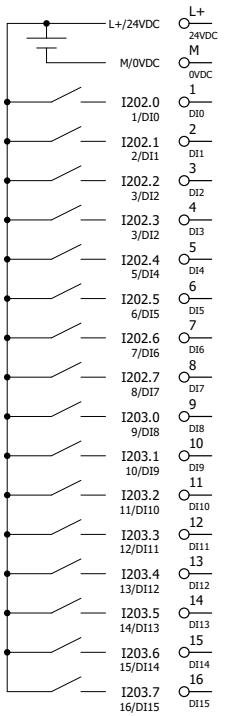

6ES7131-6BH01-0BA0

L+/24VDC	/4.3		
M/0VDC	/4.4		
I202.0 1/DI0	=V2FQ1/1.8	-KF14.51RQ	Monitoring Safety contactors 11.1L+
I202.1 2/DI1	=V2FQ1/2.8	-KF14.52RQ	Monitoring Safety contactors 12.1L+
I202.2 3/DI2	=V2FQ1/3.8	-KF14.53RQ	Monitoring Safety contactors 13.1L+
I202.3 3/DI2	=V2FQ1/4.8	-KF14.54RQ	Monitoring Safety contactors 14.1L+
I202.4 5/DI4		I202.4	Spare
I202.5 6/DI5		I202.5	Spare
I202.6 7/DI6	=KH0+KH0/6.6	=KH0-BP6_I	Monitoring S035 Fixture AIR On
I202.7 8/DI7		I202.7	Spare
I203.0 9/DI8	=V2SF0SF4+.UC74/1.5	=V2SF0SF4+V2UC74-SF2.5	S030-LR3 Request to Enter PB
I203.1 10/DI9	=V2SF0SF4+.UC74/1.6	=V2SF0SF4+V2UC74-SF3.7	S030-LR3 Reset PB
I203.2 11/DI10	=V2SF0SF5+.UC75/1.5	=V2SF0SF5+V2UC75-SF2.5	S030-LR4 Request to Enter PB
I203.3 12/DI11	=V2SF0SF5+.UC75/1.6	=V2SF0SF5+V2UC75-SF3.7	S030-LR4 Reset PB
I203.4 13/DI12	=V2SF0SF1+.UC71/1.1	=V2SF0SF1+V2UC71-SF2.5	S035 Operator Run Button
I203.5 14/DI13		I203.5	Spare
I203.6 15/DI14		I203.6	Spare
I203.7 16/DI15		I203.7	Spare

8 10

			Date	10/26/2022	Volvo Trucks North America		Valiant TMS	ET200S DI Overview KF14.12	Drawing name: =2V06&EFS_EL	= V2KF1
			Ed.	KMAFFRE						+ V2UC14
			Appr		P6700 Rear Wall - Cell 2V06		Scale 1:1		Document type: EFS	Project nr: 22-16148
Modification	Date	Name	Original		Replacement of	Replaced by				Page 9 / 1460

-KF14.21
/6.1
16 DO 24VDC

ET 200SP SIEMENS
DQ 16x24 VDC/0.5A ST

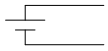

L+/24VDC	L+ 24VDC	/6.1			
M/0VDC	M 0VDC	/6.2			
Q200.0 1/DQ0	1 DQ0	=V2PZ1PF1+.UC61/1.3	=V2PZ1PF1+UC61-PF1_1	S035 Indication column Blue	
Q200.1 2/DQ1	2 DQ1	=V2PZ1PF1+.UC61/1.4	=V2PZ1PF1+UC61-PF1_2	S035 Indication column Green	
Q200.2 3/DQ2	3 DQ2	=V2PZ1PF1+.UC61/1.4	=V2PZ1PF1+UC61-PF1_3	S035 Indication column Yellow	
Q200.3 4/DQ3	4 DQ3	=V2PZ1PF1+.UC61/1.5	=V2PZ1PF1+UC61-PF1_4	S035 Indication column Red	
Q200.4 5/DQ4	5 DQ4	=V2PZ1PF1+.UC61/1.6	=V2PZ1PF1+UC61-PF1_5	S035 Indication column Siren	
Q200.5 6/DQ5	6 DQ5	=V2PZ1PF2+.UC62/1.3	=V2PZ1PF2+UC62-PF1_1	S030-LR3 Indication column Blue	
Q200.6 7/DQ6	7 DQ6	=V2PZ1PF2+.UC62/1.4	=V2PZ1PF2+UC62-PF1_2	S030-LR3 Indication column Green	
Q200.7 8/DQ7	8 DQ7	=V2PZ1PF2+.UC62/1.4	=V2PZ1PF2+UC62-PF1_3	S030-LR3 Indication column Yellow	
Q201.0 9/DQ8	9 DQ8	=V2PZ1PF2+.UC62/1.5	=V2PZ1PF2+UC62-PF1_4	S030-LR3 Indication column Red	
Q201.1 10/DQ9	10 DQ9	=V2PZ1PF2+.UC62/1.6	=V2PZ1PF2+UC62-PF1_5	S030-LR3 Indication column Siren	
Q201.2 11/DQ10	11 DQ10	=V2PZ1PF3+.UC63/1.3	=V2PZ1PF3+UC63-PF1_1	S030-LR4 Indication column Blue	
Q201.3 12/DQ11	12 DQ11	=V2PZ1PF3+.UC63/1.4	=V2PZ1PF3+UC63-PF1_2	S030-LR4 Indication column Green	
Q201.4 13/DQ12	13 DQ12	=V2PZ1PF3+.UC63/1.4	=V2PZ1PF3+UC63-PF1_3	S030-LR4 Indication column Yellow	
Q201.5 14/DQ13	14 DQ13	=V2PZ1PF3+.UC63/1.5	=V2PZ1PF3+UC63-PF1_4	S030-LR4 Indication column Red	
Q201.6 15/DQ14	15 DQ14	=V2PZ1PF3+.UC63/1.6	=V2PZ1PF3+UC63-PF1_5	S030-LR4 Indication column Siren	
Q201.7 16/DQ15	16 DQ15		Q201.7	Spare	

6ES7132-6BH01-0BA0

			Date	9/19/2022	Volvo Trucks North America	Valiant TMS	ET200S DQ Overview KF14.21	Drawing name: =2V06&EFS_EL	= V2KF1	
			Ed.	MKLEPADLO					+ V2UC14	
			Appr		P6700 Rear Wall - Cell 2V06			Document type: EFS	Project nr: 22-16148	Page 10
Modification	Date	Name	Original		Replacement of / Replaced by	Scale 1:1				1460

-KF14.31
/5.0

ET 200SP SIEMENS
F-DI 8x24VDC HF

L+ 24VDC		/5.1		
M 0VDC		/5.2		
1 DI0	I5200.0	=V2SF0SF4+.UC74/1.1	=V2SF0SF4+V2UC74-SF1.1	S030-LR3 Operator E-Stop Ch1
9 VS0		=V2SF0SF4+.UC74/1.2		
2 DI1	I5200.1	=V2SF0SF5+.UC75/1.1	=V2SF0SF5+V2UC75-SF1.1	S030-LR4 Operator E-Stop Ch1
10 VS1		=V2SF0SF5+.UC75/1.2		
3 DI2	I5200.2	=V2SF0SF1+.UC71/1.5	=V2SF0SF1+V2UC71-SF1.4	S035 Operator Emergency Stop Ch1
11 VS2		=V2SF0SF1+.UC71/1.5		
4 DI3	I5200.3		I5200.3	Spare
12 VS3				
5 DI4	I5200.4	=V2SF0SF4+.UC74/1.3	=V2SF0SF4+V2UC74-SF1.3	S030-LR3 Operator E-Stop Ch2
13 VS4		=V2SF0SF4+.UC74/1.3		
6 DI5	I5200.5	=V2SF0SF5+.UC75/1.3	=V2SF0SF5+V2UC75-SF1.3	S030-LR4 Operator E-Stop Ch2
14 VS5		=V2SF0SF5+.UC75/1.3		
7 DI6	I5200.6	=V2SF0SF1+.UC71/1.6	=V2SF0SF1+V2UC71-SF1.6	S035 Operator Emergency Stop Ch2
15 VS6		=V2SF0SF1+.UC71/1.6		
8 DI7	I5200.7		I5200.7	Spare
16 VS7				

6ES7136-6BA01-0CA0

10 12

			Date	10/26/2022	Volvo Trucks North America		Valiant TMS	ET200S F-DI Overview KF14.31	Drawing name: =2V06&EFS_EL	= V2KF1
			Ed.	KMAFFRE						+ V2UC14
			Appr		P6700 Rear Wall - Cell 2V06				Document type: EFS	Project nr: 22-16148
Modification	Date	Name	Original		Replacement of	Replaced by	Scale 1:1			Page 11 / 1460

-KF14.32
/5.3

ET 200SP SIEMENS
F-DI 8x24VDC HF

	L+ 24VDC	/5.3			
	M 0VDC	/5.4			
I5206.0	1 DI0	=V2FQ1+.FQ1/12.3	=V2FQ1-BR18.1	S030-LR3 Light Curtain 1 Ch1	
	9 VS0	=V2FQ1+.FQ1/12.3			
I5206.1	2 DI1	=V2FQ1+.FQ1/13.3	=V2FQ1-BR19.1	S030-LR3 Light Curtain 2 Ch1	
	10 VS1	=V2FQ1+.FQ1/13.3			
I5206.2	3 DI2	=V2FQ1+.FQ1/14.3	=V2FQ1-BR20.1	S030-LR4 Light Curtain 1 Ch1	
	11 VS2	=V2FQ1+.FQ1/14.3			
I5206.3	4 DI3	=V2FQ1+.FQ1/15.3	=V2FQ1-BR21.1	S030-LR4 Light Curtain 2 Ch1	
	12 VS3	=V2FQ1+.FQ1/15.3			
I5206.4	5 DI4	=V2FQ1+.FQ1/12.4	=V2FQ1-BR18.2	S030-LR3 Light Curtain 1 Ch2	
	13 VS4	=V2FQ1+.FQ1/12.5			
I5206.5	6 DI5	=V2FQ1+.FQ1/13.4	=V2FQ1-BR19.2	S030-LR3 Light Curtain 2 Ch2	
	14 VS5	=V2FQ1+.FQ1/13.5			
I5206.6	7 DI6	=V2FQ1+.FQ1/14.4	=V2FQ1-BR20.2	S030-LR4 Light Curtain 1 Ch2	
	15 VS6	=V2FQ1+.FQ1/14.5			
I5206.7	8 DI7	=V2FQ1+.FQ1/15.4	=V2FQ1-BR21.2	S030-LR4 Light Curtain 2 Ch2	
	16 VS7	=V2FQ1+.FQ1/15.5			

6ES7136-6BA00-0CA0

11 13

			Date	10/26/2022	Volvo Trucks North America	Valiant TMS	ET200S F-DI Overview KF14.32	Drawing name: =2V06&EFS_EL	= V2KF1	
			Ed.	KMAFFRE					+ V2UC14	
			Appr		P6700 Rear Wall - Cell 2V06			Document type: EFS	Project nr: 22-16148	Page 12
Modification	Date	Name	Original		Replacement of	Replaced by	Scale 1:1			1460

-KF14.41
/7.0

ET 200SP
F-DQ 4X24VDC/2A PM HF
SIEMENS

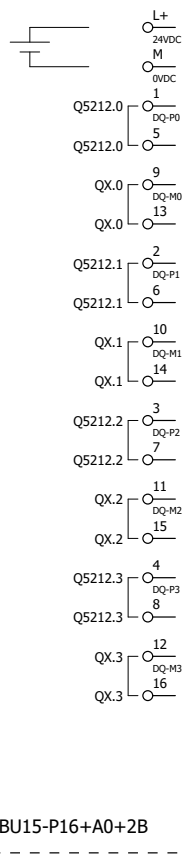

6ES7136-6DB00-0CA0 + BU15-P16+A0+2B

12 14

			Date	9/21/2022	Volvo Trucks North America		Valiant TMS	ET200S F-DQ Overview KF14.41	Drawing name: =2V06&EFS_EL	= V2KF1
			Ed.	MKLEPADLO						+ V2UC14
			Appr		P6700 Rear Wall - Cell 2V06				Document type: EFS	Project nr: 22-16148 Page 13
Modification	Date	Name	Original		Replacement of	Replaced by	Scale 1:1			1460

-KF14.42
/7.5

ET 200SP SIEMENS
F-DQ 4X24VDC/2A PM HF

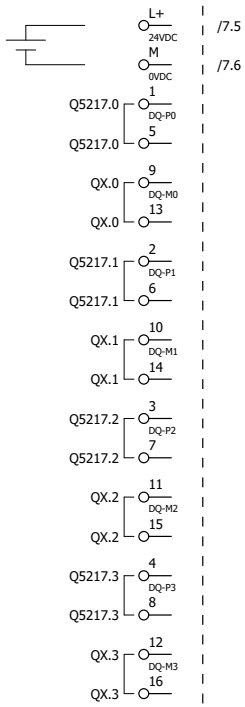

Q5217.0	Spare	
Q5217.1	Spare	
Q5217.2	Spare	
Q5217.3	Spare	

6ES7136-6DB00-0CA0 + BU15-P16+A0+2B

13 15

			Date	9/21/2022	Volvo Trucks North America		Valiant TMS	ET200S F-DQ Overview KF14.42	Drawing name: =2V06&EFS_EL	= V2KF1	
			Ed.	MKLEPADLO						+ V2UC14	
			Appr		P6700 Rear Wall - Cell 2V06				Document type: EFS	Project nr: 22-16148	Page 14
Modification	Date	Name	Original		Replacement of	Replaced by	Scale 1:1				1460

-KF14.51
=V2FQ1/1.2
=V2WC4/12.1

ET 200SP SIEMENS
F-RQ 1x24VDC/24..230VAC/5A

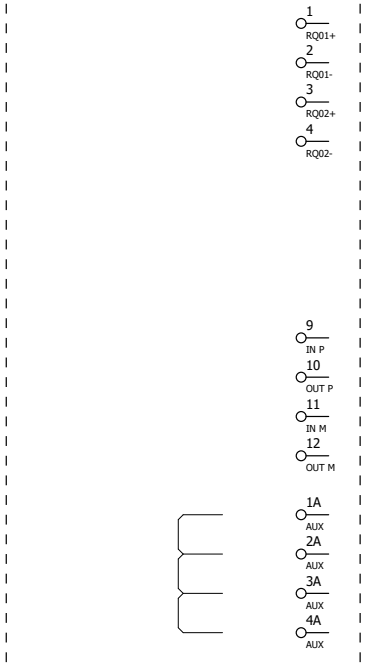

=V2WC4/12.2	11L+
=V2WC4/12.2	11.1L+
=V2WC4/12.3	11L+
=V2WC4/12.4	11.1L+
=V2FQ1/1.3	Switched Power 1 11.1L+P
=V2FQ1/1.4	SPARE
=V2FQ1/1.4	Switched Power 1 11.1L+M
=V2FQ1/1.5	SPARE

6ES7136-6RA00-0BF0 + BU20-P8+A4+0B

14 16

			Date	9/17/2022	Volvo Trucks North America		Valiant TMS	ET200S F-RQ Overview KF14.51	Drawing name: =2V06&EFS_EL	= V2KF1	
			Ed.	MKLEPADLO						+ V2UC14	
			Appr		P6700 Rear Wall - Cell 2V06				Document type: EFS	Project nr: 22-16148	Page 15
Modification	Date	Name	Original		Replacement of	Replaced by	Scale 1:1				1460

-KF14.52
=V2FQ1/2.2
=V2WC4/13.1

ET 200SP SIEMENS
F-RQ 1x24VDC/24..230VAC/5A

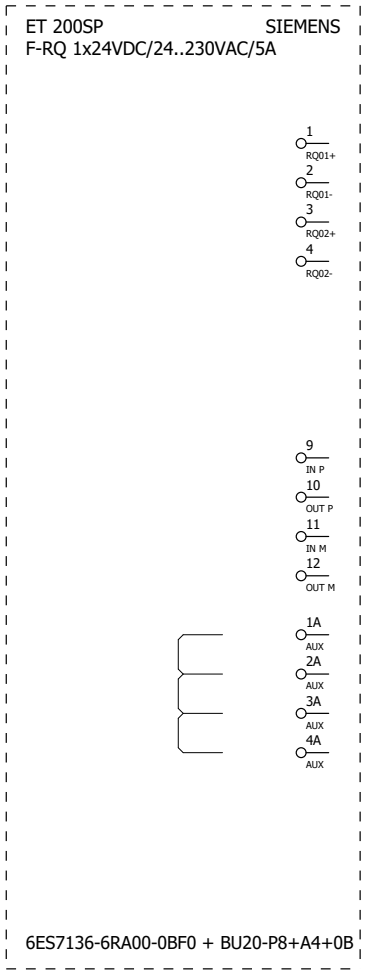

=V2WC4/13.2	12L+	
=V2WC4/13.2	12.1L+	
=V2WC4/13.3	12L+	
=V2WC4/13.4	12.1L+	
=V2FQ1/2.3	Switched Power 2 12.1L+P	
=V2FQ1/2.4	SPARE	
=V2FQ1/2.4	Switched Power 2 12.1L+M	
=V2FQ1/2.5	SPARE	

6ES7136-6RA00-0BF0 + BU20-P8+A4+0B

15 17

			Date	9/17/2022	Volvo Trucks North America		Valiant TMS	ET200S F-RQ Overview KF14.52	Drawing name: =2V06&EFS_EL	= V2KF1	
			Ed.	MKLEPADLO						+ V2UC14	
			Appr		P6700 Rear Wall - Cell 2V06				Document type: EFS	Project nr: 22-16148	Page 16
Modification	Date	Name	Original		Replacement of	Replaced by	Scale 1:1				1460

-KF14.53
=V2FQ1/3.2
=V2WC4/14.1

ET 200SP SIEMENS
F-RQ 1x24VDC/24..230VAC/5A

1 RQ01+	=V2WC4/14.2	13L+
2 RQ01-	=V2WC4/14.2	13.1L+
3 RQ02+	=V2WC4/14.3	13L+
4 RQ02-	=V2WC4/14.4	13.1L+
9 IN P	=V2FQ1/3.3	Switched Power 3 13.1L+P
10 OUT P	=V2FQ1/3.4	SPARE
11 IN M	=V2FQ1/3.4	Switched Power 3 13.1L+M
12 OUT M	=V2FQ1/3.5	SPARE
1A AUX		
2A AUX		
3A AUX		
4A AUX		

6ES7136-6RA00-0BF0 + BU20-P8+A4+0B

16 18

			Date	9/17/2022	Volvo Trucks North America		Valiant TMS	ET200S F-RQ Overview KF14.53	Drawing name: =2V06&EFS_EL	= V2KF1
			Ed.	MKLEPADLO						+ V2UC14
			Appr		P6700 Rear Wall - Cell 2V06				Document type: EFS	Project nr: 22-16148
Modification	Date	Name	Original		Replacement of	Replaced by	Scale 1:1			Page 17 / 1460

-KF14.54
=V2FQ1/4.2
=V2WC4/15.1

ET 200SP SIEMENS
F-RQ 1x24VDC/24..230VAC/5A

1 RQ01+	=V2WC4/15.2	14L+	
2 RQ01-	=V2WC4/15.2	14.1L+	
3 RQ02+	=V2WC4/15.3	14L+	
4 RQ02-	=V2WC4/15.4	14.1L+	
9 IN P	=V2FQ1/4.3	Switched Power 4 14.1L+P	
10 OUT P	=V2FQ1/4.4	SPARE	
11 IN M	=V2FQ1/4.4	Switched Power 4 14.1L+M	
12 OUT M	=V2FQ1/4.5	SPARE	
1A AUX			
2A AUX			
3A AUX			
4A AUX			

6ES7136-6RA00-0BF0 + BU20-P8+A4+0B

			Date	9/17/2022	Volvo Trucks North America	Valiant TMS	ET200S F-RQ Overview KF14.54	Drawing name: =2V06&EFS_EL	= V2KF1	
			Ed.	MKLEPADLO					+ V2UC14	
			Appr		P6700 Rear Wall - Cell 2V06			Document type: EFS	Project nr: 22-16148	Page 18
Modification	Date	Name	Original		Replacement of	Replaced by	Scale 1:1			1460



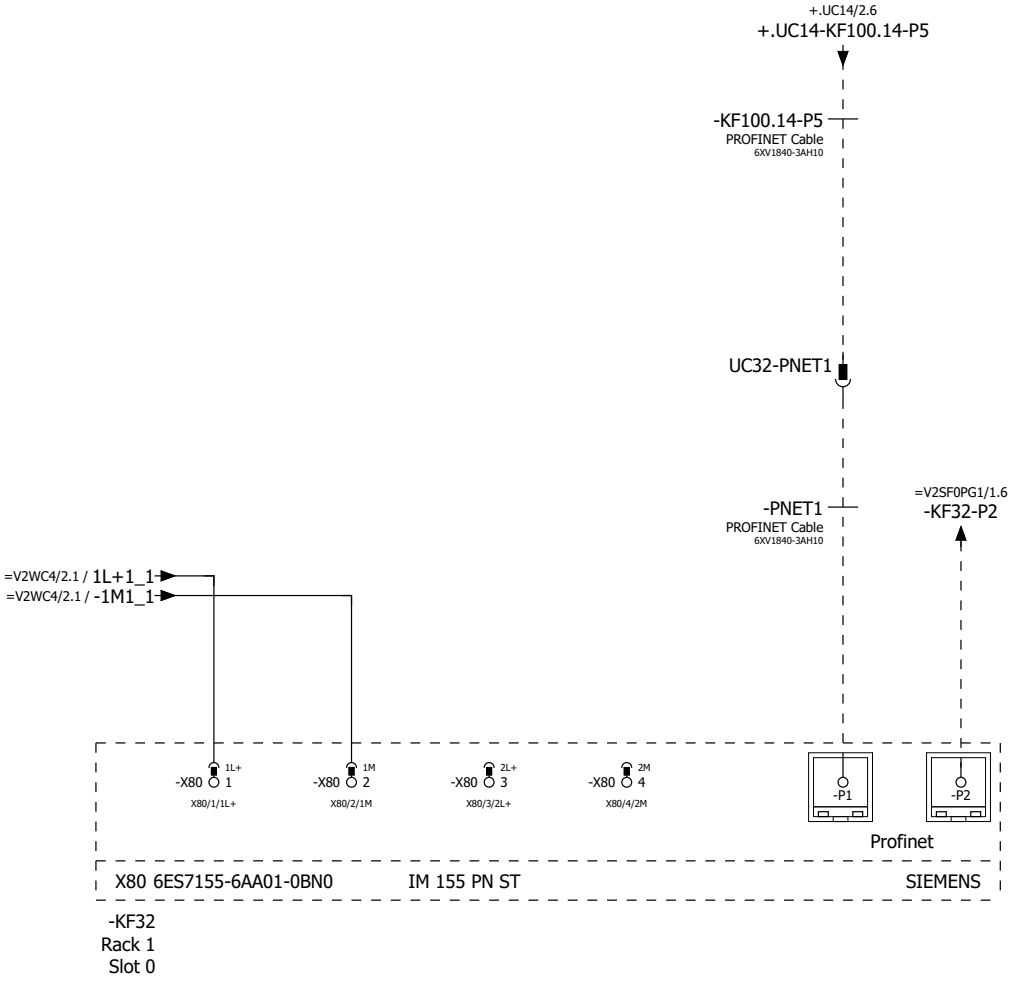

+.UC14/18

2

			Date	12/14/2022	Volvo Trucks North America		Valiant TMS	IM 155 PN	Drawing name: =2V06&EFS_EL	= V2KF1
			Ed.	MKLEPADLO						+ V2UC32
			Appr		P6700 Rear Wall - Cell 2V06				Document type: EFS	Project nr: 22-16148
Modification	Date	Name	Original		Replacement of	Replaced by	Scale 1:1			Page 1 / 1460

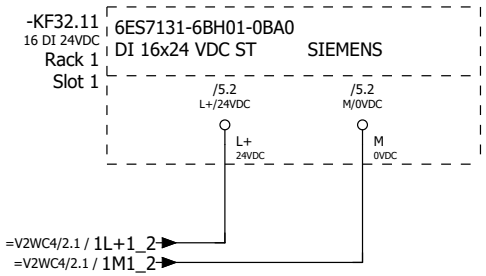

			Date	12/14/2022	Volvo Trucks North America		Valiant TMS	ET200S Wiring DI	Drawing name: =2V06&EFS_EL		= V2KF1
			Ed.	MKLEPADLO							+ V2UC32
			Appr		P6700 Rear Wall - Cell 2V06				Document type: EFS	Project nr: 22-16148	Page 2
Modification	Date	Name	Original		Replacement of	Replaced by	Scale 1:1				1460

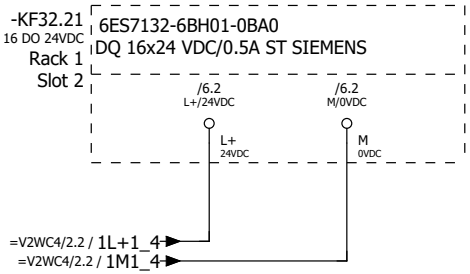

			Date	12/14/2022	Volvo Trucks North America		Valiant TMS	ET200S Wiring DO	Drawing name: =2V06&EFS_EL	= V2KF1	
			Ed.	MKLEPADLO						+ V2UC32	
			Appr		P6700 Rear Wall - Cell 2V06				Document type: EFS	Project nr: 22-16148	Page 3
Modification	Date	Name	Original		Replacement of	Replaced by	Scale 1:1				1460

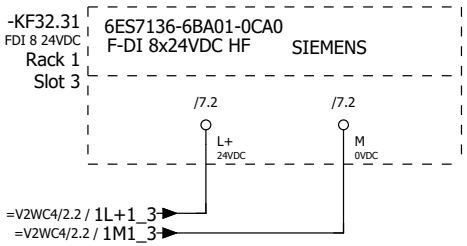

			Date	12/14/2022	Volvo Trucks North America		Valiant TMS	ET200S Wiring F-DI	Drawing name: =2V06&EFS_EL	= V2KF1	
			Ed.	MKLEPADLO						+ V2UC32	
			Appr		P6700 Rear Wall - Cell 2V06				Document type: EFS	Project nr: 22-16148	Page 4
Modification	Date	Name	Original		Replacement of	Replaced by	Scale 1:1				1460

-KF32.11

ET 200SP SIEMENS
DI 16x24 VDC ST

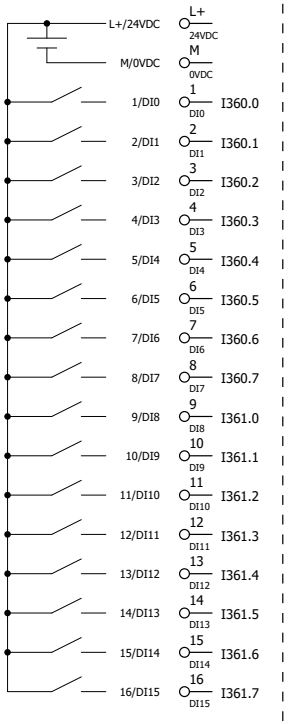

6ES7131-6BH01-0BA0

L+	24VDC		/2.1
M	0VDC		/2.2
1/DI0	DI0	I360.0	
2/DI1	DI1	I360.1	
3/DI2	DI2	I360.2	=V2SF0PG1/2.7
4/DI3	DI3	I360.3	
5/DI4	DI4	I360.4	=V2SF0PG1/2.5
6/DI5	DI5	I360.5	=V2SF0PG1/2.2
7/DI6	DI6	I360.6	
8/DI7	DI7	I360.7	
9/DI8	DI8	I361.0	=V2WC4/3.2
10/DI9	DI9	I361.1	=V2WC4/3.4
11/DI10	DI10	I361.2	
12/DI11	DI11	I361.3	
13/DI12	DI12	I361.4	
14/DI13	DI13	I361.5	
15/DI14	DI14	I361.6	
16/DI15	DI15	I361.7	

I360.0	Spare	
I360.1	Spare	
=V2SF0PG1+V2UC32-SF3_4	Start auto PB	
I360.3	Spare	
=V2SF0PG1+V2UC32-SF1_4	Set PB	
=V2SF0PG1+V2UC32-SF2_4	Reset PB	
I360.6	Spare	
I360.7	Spare	
=V2WC4+V2UC32-FC1	Monitoring 24 VDC	
=V2WC4+V2UC32-FC2	Monitoring 24 VDC	
I361.2	Spare	
I361.3	Spare	
I361.4	Spare	
I361.5	Spare	
I361.6	Spare	
I361.7	Spare	

			Date	12/16/2022	Volvo Trucks North America	Valiant TMS	ET200S Cross-reference Input module	Drawing name: =2V06&EFS_EL	= V2KF1
			Ed.	KMAFFRE					+ V2UC32
			Appr		P6700 Rear Wall - Cell 2V06			Document type: EFS	Project nr: 22-16148	Page 5
Modification	Date	Name	Original		Replacement of	Replaced by	Scale 1:1			1460

-KF32.21

ET 200SP SIEMENS
DQ 16x24 VDC/0.5A ST

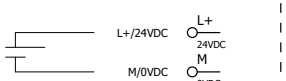

		/3.1			
		/3.2			
1/DQ0	Q360.0		Q360.0	Spare	
2/DQ1	Q360.1	=V2SF0PG1/2.8	=V2SF0PG1+V2UC32-PF3_Q	Start auto LT	
3/DQ2	Q360.2	=V2PZ1/1.3	=V2PZ1+V2UC32-PF1_1	Area 2 Indication column Green	
4/DQ3	Q360.3	=V2PZ1/1.3	=V2PZ1+V2UC32-PF1_2	Area 2 Indication column Red	
5/DQ4	Q360.4	=V2PZ1/1.4	=V2PZ1+V2UC32-PF1_3	Area 2 Indication column Siren	
6/DQ5	Q360.5		Q360.5	Spare	
7/DQ6	Q360.6		Q360.6	Spare	
8/DQ7	Q360.7		Q360.7	Spare	
9/DQ8	Q361.0		Q361.0	Spare	
10/DQ9	Q361.1		Q361.1	Spare	
11/DQ10	Q361.2		Q361.2	Spare	
12/DQ11	Q361.3		Q361.3	Spare	
13/DQ12	Q361.4		Q361.4	Spare	
14/DQ13	Q361.5		Q361.5	Spare	
15/DQ14	Q361.6		Q361.6	Spare	
16/DQ15	Q361.7		Q361.7	Spare	

6ES7132-6BH01-0BA0

			Date	12/2/2022	Volvo Trucks North America		Valiant TMS	ET200S Cross-reference Output module	Drawing name: =2V06&EFS_EL	= V2KF1
			Ed.	KMAFFRE						+ V2UC32
			Appr		P6700 Rear Wall - Cell 2V06				Document type: EFS	Project nr: 22-16148
Modification	Date	Name	Original		Replacement of	Replaced by	Scale 1:1			Page 6 / 1460

-KF32.31
/4.0

ET 200SP SIEMENS
F-DI 8x24VDC HF

	L+ 24VDC	/4.1			
	M 0VDC	/4.2			
	1 DI0	I5360.0	=FQ0V2SF1S01/1.3	=FQ0V2SF1S01+UC32-SF1.1	Emergency stop Ch1
	9 VS0		=FQ0V2SF1S01/1.3		
	2 DI1	I5360.1		I5360.1	Spare
	10 VS1				
	3 DI2	I5360.2		I5360.2	Spare
	11 VS2				
	4 DI3	I5360.3		I5360.3	Spare
	12 VS3				
	5 DI4	I5360.4	=FQ0V2SF1S01/1.4	=FQ0V2SF1S01+UC32-SF1.11	Emergency stop Ch2
	13 VS4		=FQ0V2SF1S01/1.4		
	6 DI5	I5360.5		I5360.5	Spare
	14 VS5				
	7 DI6	I5360.6		I5360.6	Spare
	15 VS6				
	8 DI7	I5360.7		I5360.7	Spare
	16 VS7				

6ES7136-6BA01-0CA0

			Date	9/19/2022	Volvo Trucks North America		Valiant TMS	ET200S Cross-reference Safe input module	Drawing name: =2V06&EFS_EL	= V2KF1	
			Ed.	MKLEPADLO						+ V2UC32	
			Appr		P6700 Rear Wall - Cell 2V06				Document type: EFS	Project nr: 22-16148	Page 7
Modification	Date	Name	Original		Replacement of	Replaced by	Scale 1:1				1460

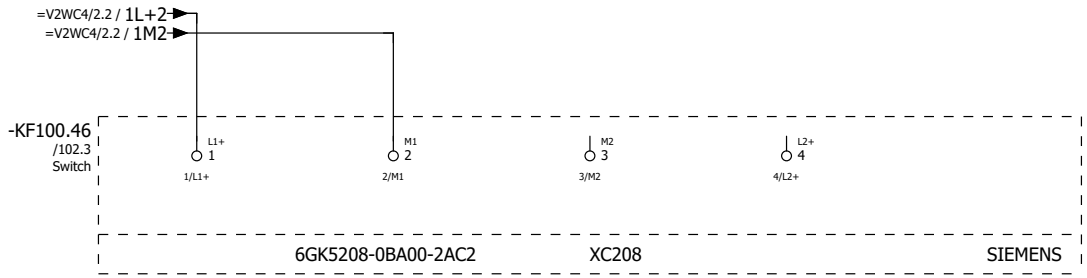

			Date	12/14/2022	Volvo Trucks North America		Valiant TMS	Switch, Scalance XC208	Drawing name: =2V06&EFS_EL	= V2KF1
			Ed.	MKLEPADLO						+ V2UC46
			Appr		P6700 Rear Wall - Cell 2V06				Document type: EFS	Project nr: 22-16148	Page 101
Modification	Date	Name	Original		Replacement of	Replaced by	Scale 1:1			1460

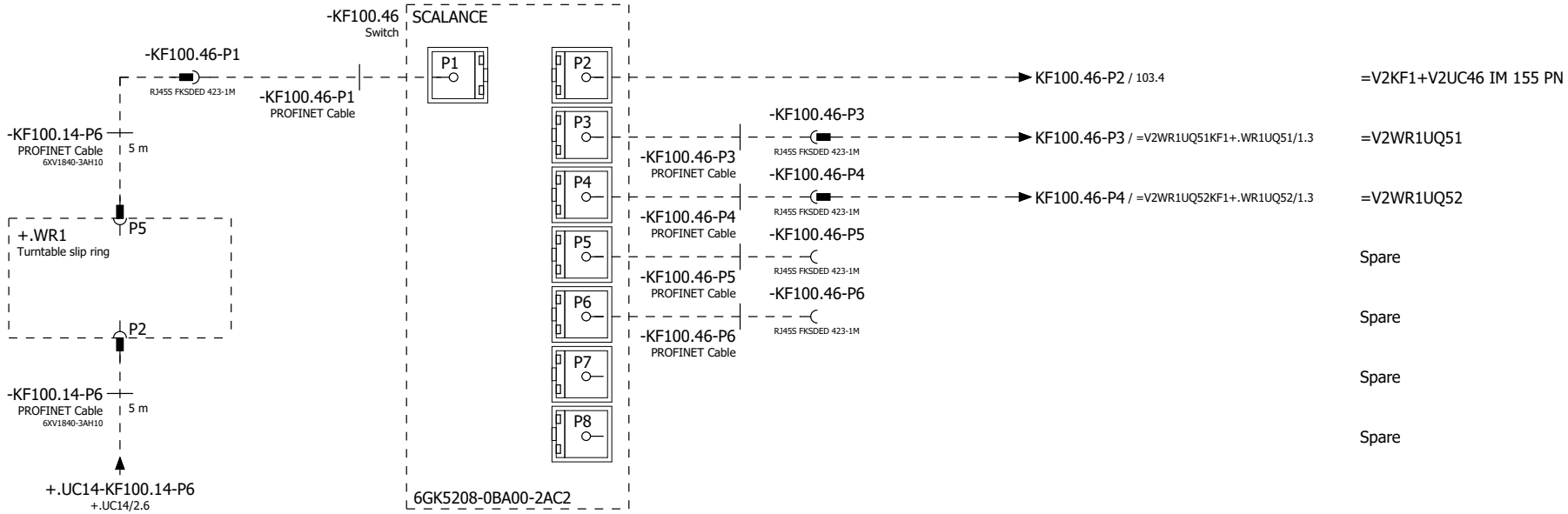

			Date	12/14/2022	Volvo Trucks North America		Valiant TMS	Network Overview	Drawing name: =2V06&EFS_EL	= V2KF1	
			Ed.	MKLEPADLO						+ V2UC46	
			Appr		P6700 Rear Wall - Cell 2V06				Document type: EFS	Project nr: 22-16148	Page 102
Modification	Date	Name	Original		Replacement of	Replaced by	Scale 1:1				1460



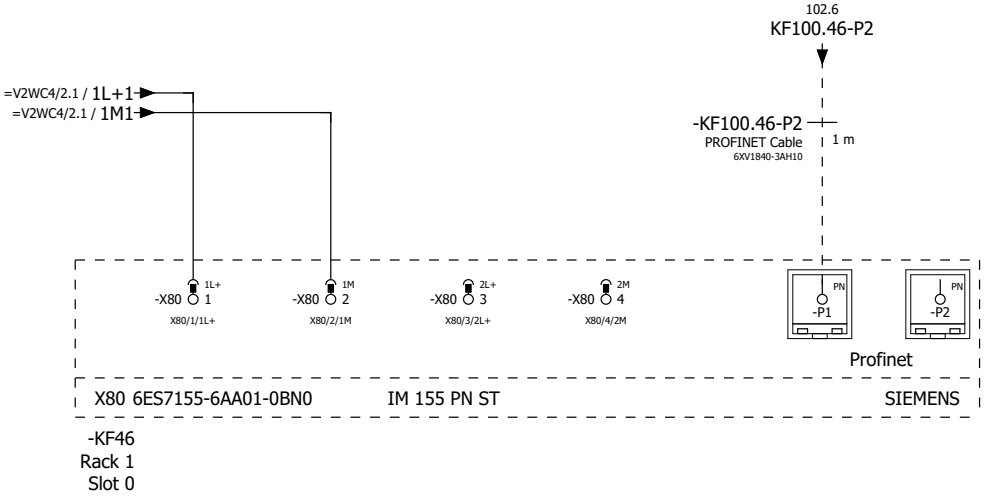

			Date	12/14/2022	Volvo Trucks North America		Valiant TMS	IM 155 PN	Drawing name: =2V06&EFS_EL	= V2KF1
			Ed.	MKLEPADLO						+ V2UC46
			Appr		P6700 Rear Wall - Cell 2V06				Document type: EFS	Project nr: 22-16148
Modification	Date	Name	Original		Replacement of	Replaced by	Scale 1:1			Page 103 / 1460

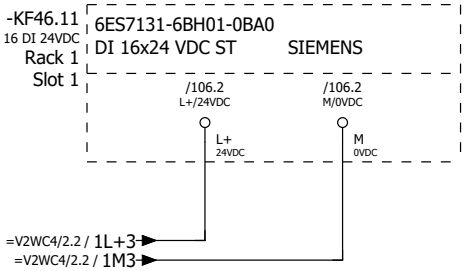

			Date	12/14/2022	Volvo Trucks North America		Valiant TMS	ET200S Wiring DI	Drawing name: =2V06&EFS_EL	= V2KF1	
			Ed.	MKLEPADLO						+ V2UC46	
			Appr		P6700 Rear Wall - Cell 2V06				Document type: EFS	Project nr: 22-16148	Page 104
Modification	Date	Name	Original		Replacement of	Replaced by	Scale 1:1				1460

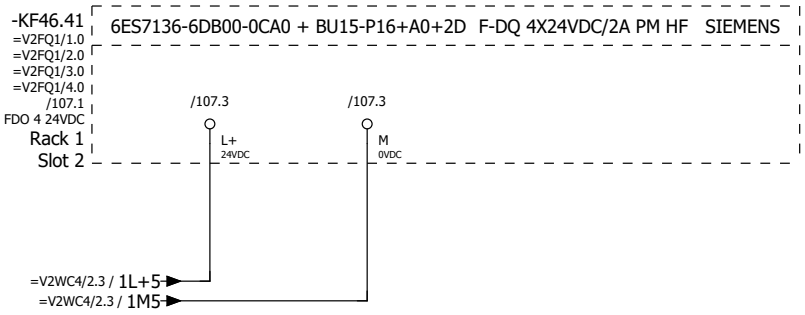

			Date	12/14/2022	Volvo Trucks North America		Valiant TMS	ET200S Wiring F-DQ	Drawing name: =2V06&EFS_EL	= V2KF1	
			Ed.	MKLEPADLO						+ V2UC46	
			Appr		P6700 Rear Wall - Cell 2V06				Document type: EFS	Project nr: 22-16148	Page 105
Modification	Date	Name	Original		Replacement of	Replaced by	Scale 1:1				1460

-KF46.11
/104.1

ET 200SP SIEMENS
DI 16x24 VDC ST

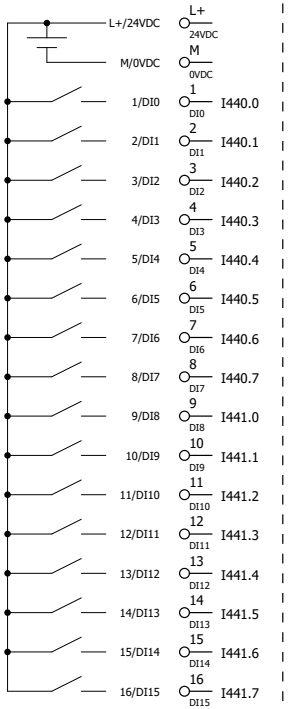

	/104.1		
	/104.2		
I440.0	=V2FQ1/1.8	=KF46.51RQ	Monitoring Safety Power 2.1L+
I440.1	=V2FQ1/2.8	=KF46.52RQ	Monitoring Safety Power 2.2L+
I440.2	=V2FQ1/3.8	=KF46.53RQ	Monitoring Safety Power 3.1L+
I440.3	=V2FQ1/4.8	=KF46.54RQ	Monitoring Safety Power 3.2L+
I440.4		I440.4	Spare
I440.5		I440.5	Spare
I440.6		I440.6	Spare
I440.7		I440.7	Spare
I441.0		I441.0	Spare
I441.1		I441.1	Spare
I441.2	=V2WC3/2.2	=V2WC3+V2UC46-FC1	Monitoring 120 VAC
I441.3	=V2WC4/1.5	=V2WC4+V2UC46-TA1_I	Monitoring 24 VDC
I441.4	=V2WC4/1.3	=V2WC4+V2UC46-FC11_I	Monitoring 24 VDC
I441.5		I441.5	Spare
I441.6		I441.6	Spare
I441.7		I441.7	Spare

6ES7131-6BH01-0BA0

			Date	9/19/2022	Volvo Trucks North America		Valiant TMS	ET200S DI Overview KF46.11	Drawing name: =2V06&EFS_EL	= V2KF1	
			Ed.	MKLEPADLO						+ V2UC46	
			Appr		P6700 Rear Wall - Cell 2V06				Document type: EFS	Project nr: 22-16148	Page 106
Modification	Date	Name	Original		Replacement of	Replaced by	Scale 1:1				1460

-KF46.41
/105.0

ET 200SP SIEMENS
F-DQ 4X24VDC/2A PM HF

/105.1
/105.2

Q5440.0 1	=V2FQ1/1.1	-KF46.51	UQ51 motion power enable
Q5440.0 5			
QX.0 9	=V2FQ1/1.1		
QX.0 13			
Q5440.1 2	=V2FQ1/2.1	-KF46.52	UQ52 motion power enable
Q5440.1 6			
QX.1 10	=V2FQ1/2.1		
QX.1 14			
Q5440.2 3	=V2FQ1/3.1	-KF46.53	UQ53 motion power enable
Q5440.2 7			
QX.2 11	=V2FQ1/3.1		
QX.2 15			
Q5440.3 4	=V2FQ1/4.1	-KF46.54	UQ54 motion power enable
Q5440.3 8			
QX.3 12	=V2FQ1/4.1		
QX.3 16			

6ES7136-6DB00-0CA0 + BU15-P16+A0+2D

			Date	9/19/2022	Volvo Trucks North America		Valiant TMS	ET200S F-DQ Overview KF46.41	Drawing name: =2V06&EFS_EL	= V2KF1	
			Ed.	MKLEPADLO						+ V2UC46	
			Appr		P6700 Rear Wall - Cell 2V06		Scale 1:1		Document type: EFS	Project nr: 22-16148	Page 107
Modification	Date	Name	Original		Replacement of	Replaced by					1460

-KF46.51
=V2FQ1/1.2
=V2WC4/3.1

ET 200SP SIEMENS
F-RQ 1x24VDC/24..230VAC/5A

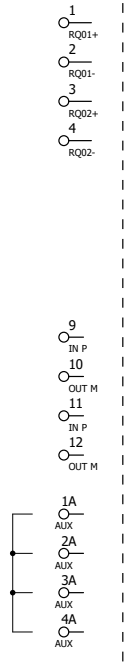

=V2WC4/3.2	2L+
=V2WC4/3.2	2.1L+
=V2WC4/3.3	2L+
=V2WC4/3.4	2.1L+
=V2FQ1/1.3	UQ51 motion power enable
=V2FQ1/1.4	Spare
=V2FQ1/1.4	UQ51 motion power enable
=V2FQ1/1.5	Spare

6ES7136-6RA00-0BF0 + BU20-P8+A4+0B

			Date	9/17/2022	Volvo Trucks North America		Valiant TMS	ET200S F-RQ Overview KF46.51	Drawing name: =2V06&EFS_EL	= V2KF1	
			Ed.	MKLEPADLO						+ V2UC46	
			Appr		P6700 Rear Wall - Cell 2V06		Scale 1:1		Document type: EFS	Project nr: 22-16148	Page 108
Modification	Date	Name	Original		Replacement of	Replaced by					1460

-KF46.52
=V2FQ1/2.2
=V2WC4/4.1

ET 200SP SIEMENS
F-RQ 1x24VDC/24..230VAC/5A

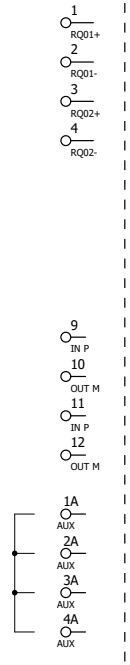

=V2WC4/4.2	2L+
=V2WC4/4.2	2.2L+
=V2WC4/4.3	2L+
=V2WC4/4.4	2.2L+
=V2FQ1/2.3	UQ52 motion power enable
=V2FQ1/2.4	Spare
=V2FQ1/2.4	UQ52 motion power enable
=V2FQ1/2.5	Spare

6ES7136-6RA00-0BF0 + BU20-P8+A4+0B

			Date	9/17/2022	Volvo Trucks North America		Valiant TMS	ET200S F-RQ Overview KF46.52	Drawing name: =2V06&EFS_EL	= V2KF1
			Ed.	MKLEPADLO						+ V2UC46
			Appr		P6700 Rear Wall - Cell 2V06				Document type: EFS	Project nr: 22-16148
Modification	Date	Name	Original		Replacement of	Replaced by	Scale 1:1			Page 109 / 1460

-KF46.53
=V2FQ1/3.2

ET 200SP SIEMENS
F-RQ 1x24VDC/24..230VAC/5A

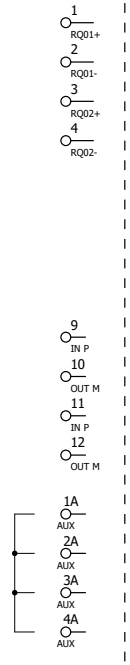

=V2FQ1/3.3	UQ53 motion power enable
=V2FQ1/3.4	Spare
=V2FQ1/3.4	UQ53 motion power enable
=V2FQ1/3.5	Spare

6ES7136-6RA00-0BF0 + BU20-P8+A4+0B

			Date	9/17/2022	Volvo Trucks North America		Valiant TMS	ET200S F-RQ Overview KF46.53	Drawing name: =2V06&EFS_EL	= V2KF1	
			Ed.	MKLEPADLO						+ V2UC46	
			Appr		P6700 Rear Wall - Cell 2V06		Scale 1:1		Document type: EFS	Project nr: 22-16148	Page 110
Modification	Date	Name	Original		Replacement of	Replaced by					1460

-KF46.54
=V2FQ1/4.2
=V2WC4/6.1

ET 200SP SIEMENS
F-RQ 1x24VDC/24..230VAC/5A

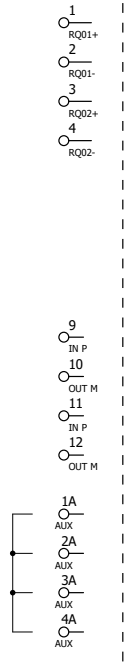

=V2WC4/6.2	3L+
=V2WC4/6.2	3.2L+
=V2WC4/6.3	3L+
=V2WC4/6.4	3.2L+
=V2FQ1/4.3	UQ54 motion power enable
=V2FQ1/4.4	Spare
=V2FQ1/4.4	UQ54 motion power enable
=V2FQ1/4.5	Spare

6ES7136-6RA00-0BF0 + BU20-P8+A4+0B

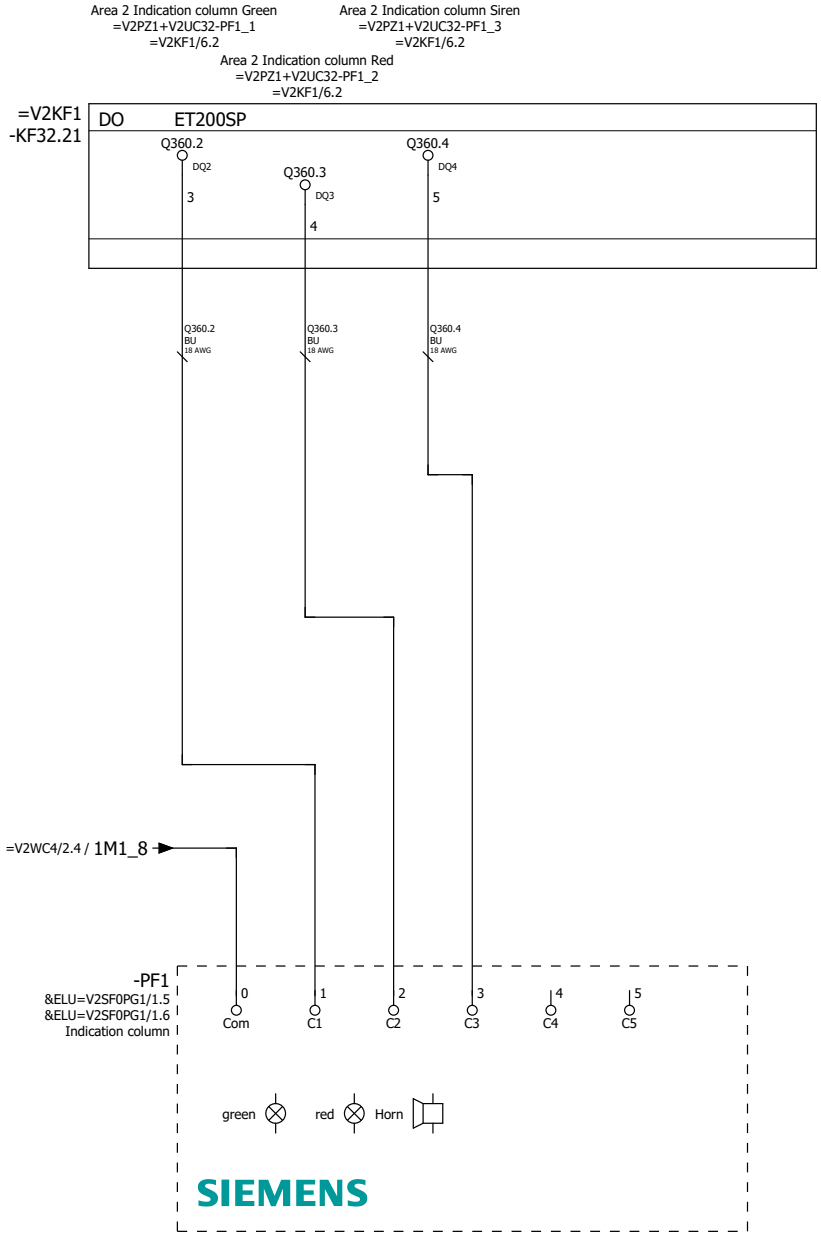

=V2KF1+.UC46/111

=V2PZ1PF1+.UC61/1

			Date	12/14/2022	Volvo Trucks North America	Valiant TMS	Area 2 SOP Indication column	Drawing name: =2V06&EFS_EL	= V2PZ1
			Ed.	MKLEPADLO					+ V2UC32
			Appr		P6700 Rear Wall - Cell 2V06			Document type: EFS	Project nr: 22-16148
Modification	Date	Name	Original		Replacement of	Replaced by	Scale 1:1		Page 1 / 1460

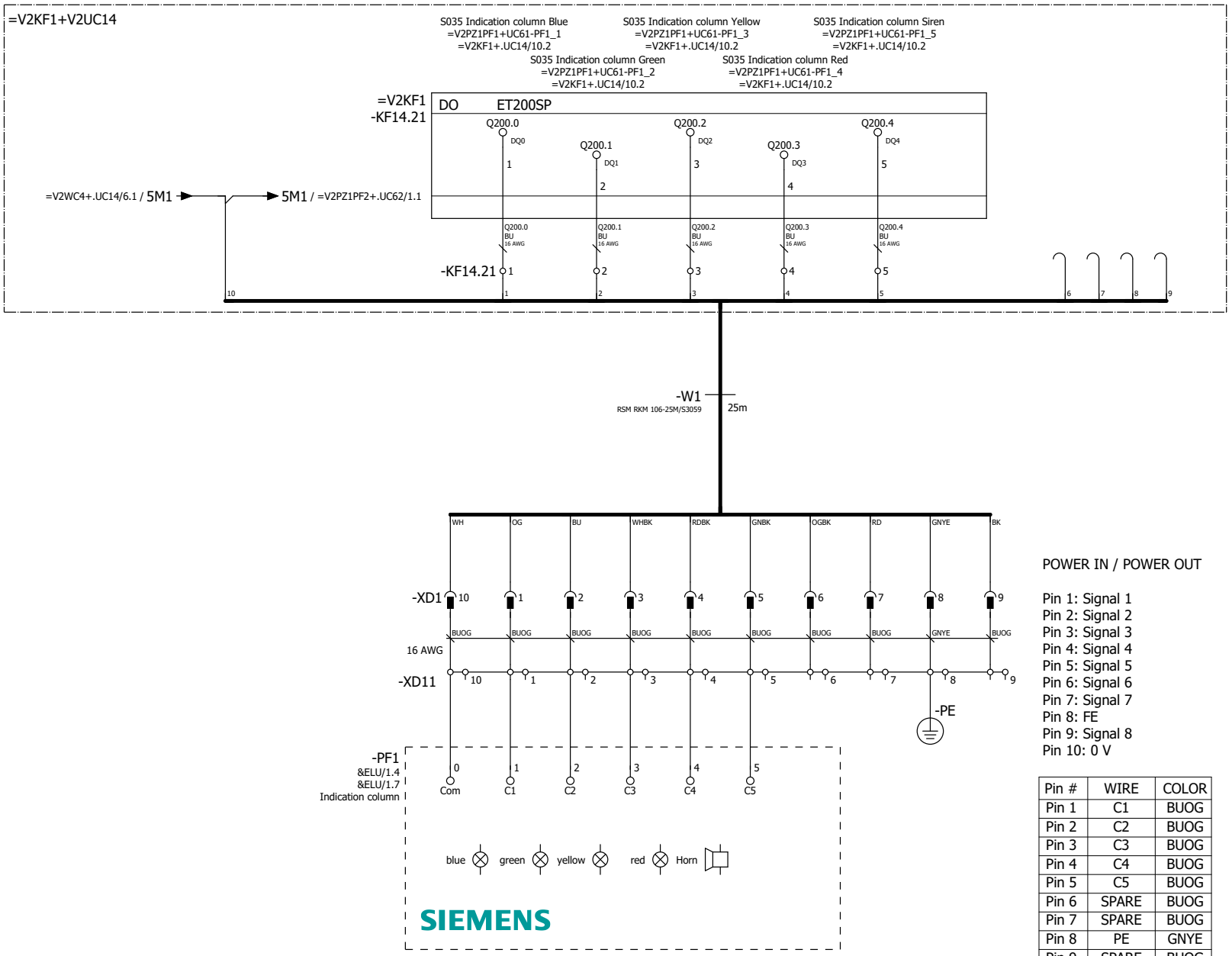

POWER IN / POWER OUT

Pin 1: Signal 1
Pin 2: Signal 2
Pin 3: Signal 3
Pin 4: Signal 4
Pin 5: Signal 5
Pin 6: Signal 6
Pin 7: Signal 7
Pin 8: FE
Pin 9: Signal 8
Pin 10: 0 V

Pin #	WIRE	COLOR
Pin 1	C1	BUOG
Pin 2	C2	BUOG
Pin 3	C3	BUOG
Pin 4	C4	BUOG
Pin 5	C5	BUOG
Pin 6	SPARE	BUOG
Pin 7	SPARE	BUOG
Pin 8	PE	GNYE
Pin 9	SPARE	BUOG
Pin 10	COM	BUOG

=V2PZ1+.UC32/1

=V2PZ1PF2+.UC62/1

			Date	12/14/2022	Volvo Trucks North America	Valiant TMS	S035 Indication column	Drawing name: =2V06&EFS_EL
			Ed.	MKLEPADLO				= V2PZ1PF1
			Appr		P6700 Rear Wall - Cell 2V06			+ V2UC61
Modification	Date	Name	Original		Replacement of	Replaced by	Scale 1:1	Document type: EFS / Project nr: 22-16148 / Page 1 / 1460

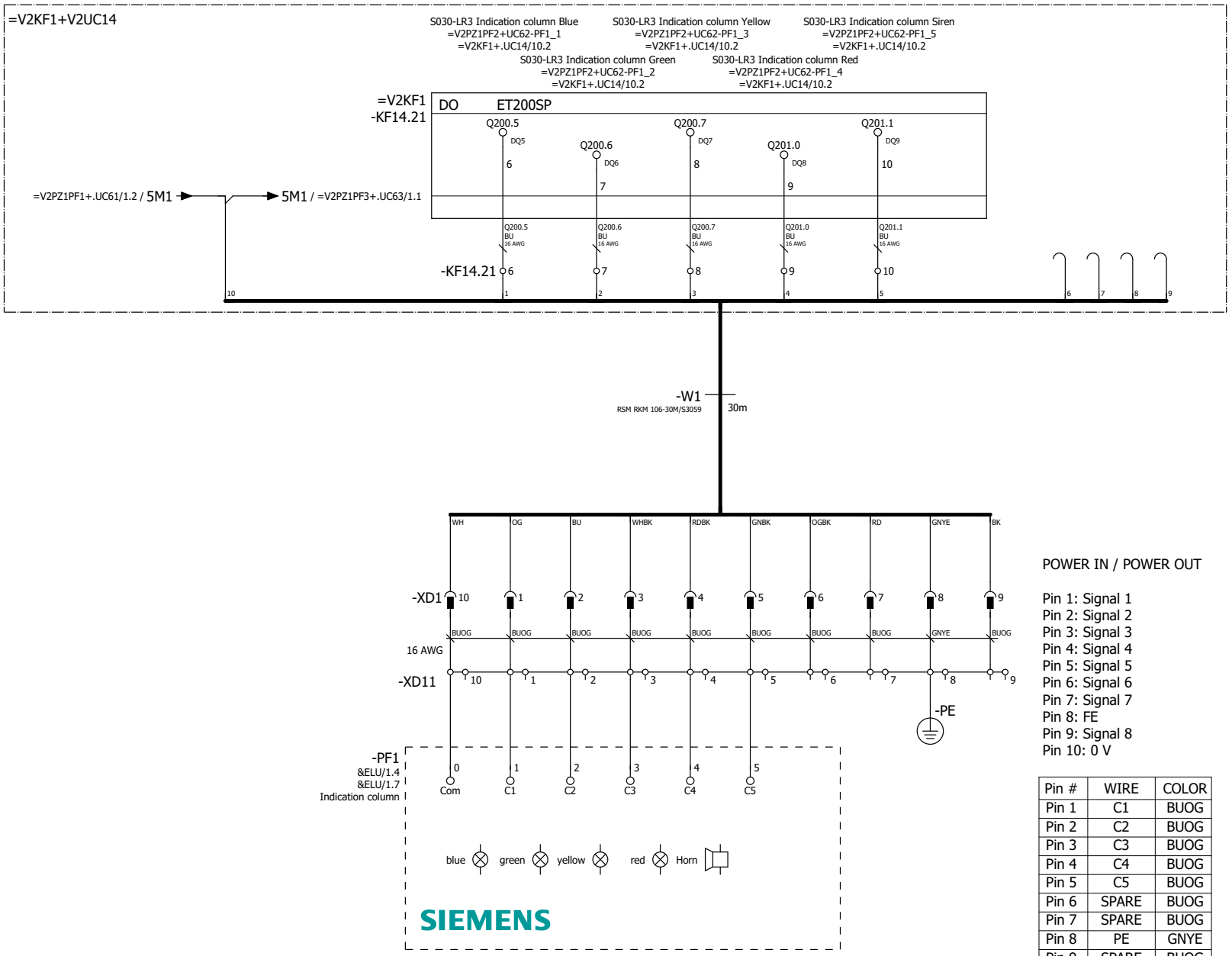

POWER IN / POWER OUT

Pin 1: Signal 1
Pin 2: Signal 2
Pin 3: Signal 3
Pin 4: Signal 4
Pin 5: Signal 5
Pin 6: Signal 6
Pin 7: Signal 7
Pin 8: FE
Pin 9: Signal 8
Pin 10: 0 V

Pin #	WIRE	COLOR
Pin 1	C1	BUOG
Pin 2	C2	BUOG
Pin 3	C3	BUOG
Pin 4	C4	BUOG
Pin 5	C5	BUOG
Pin 6	SPARE	BUOG
Pin 7	SPARE	BUOG
Pin 8	PE	GNYE
Pin 9	SPARE	BUOG
Pin 10	COM	BUOG

=V2PZ1PF1+.UC61/1

=V2PZ1PF3+.UC63/1

			Date	12/14/2022	Volvo Trucks North America	Valiant TMS	S030-LR3 Indication column	Drawing name: =2V06&EFS_EL
			Ed.	MKLEPADLO				= V2PZ1PF2
			Appr		P6700 Rear Wall - Cell 2V06			+ V2UC62
Modification	Date	Name	Original		Replacement of / Replaced by	Scale 1:1		Document type: EFS / Project nr: 22-16148 / Page 1 / 1460

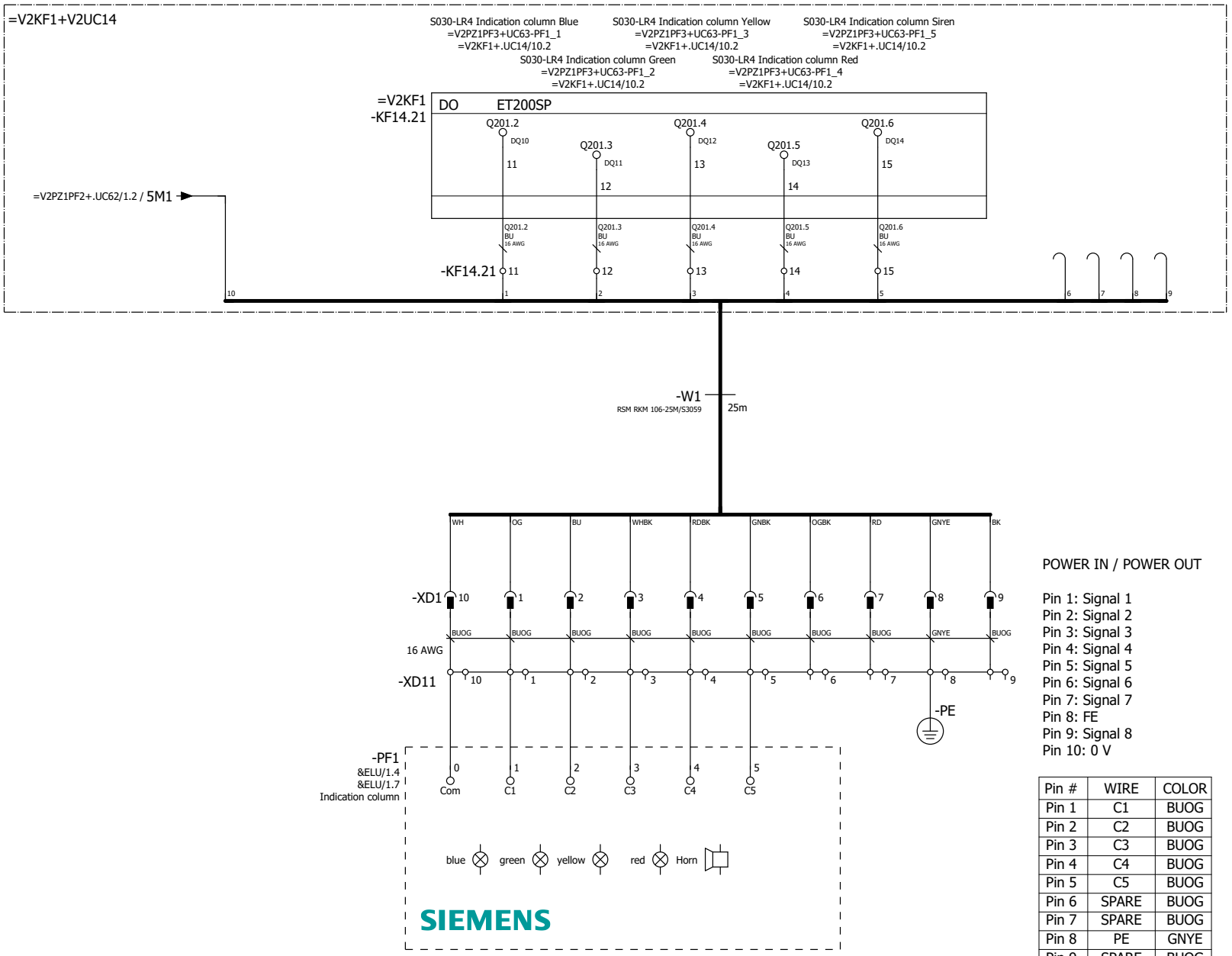

POWER IN / POWER OUT

Pin 1: Signal 1
Pin 2: Signal 2
Pin 3: Signal 3
Pin 4: Signal 4
Pin 5: Signal 5
Pin 6: Signal 6
Pin 7: Signal 7
Pin 8: FE
Pin 9: Signal 8
Pin 10: 0 V

Pin #	WIRE	COLOR
Pin 1	C1	BUOG
Pin 2	C2	BUOG
Pin 3	C3	BUOG
Pin 4	C4	BUOG
Pin 5	C5	BUOG
Pin 6	SPARE	BUOG
Pin 7	SPARE	BUOG
Pin 8	PE	GNYE
Pin 9	SPARE	BUOG
Pin 10	COM	BUOG

=V2PZ1PF2+.UC62/1

=V2PZ1PF4+.UC64/1

			Date	12/14/2022	Volvo Trucks North America	Valiant TMS	S030-LR4 Indication column	Drawing name: =2V06&EFS_EL
			Ed.	MKLEPADLO				= V2PZ1PF3 + V2UC63
			Appr		P6700 Rear Wall - Cell 2V06	Scale 1:1		Document type: EFS / Project nr: 22-16148 / Page 1
Modification	Date	Name	Original		Replacement of / Replaced by			1460

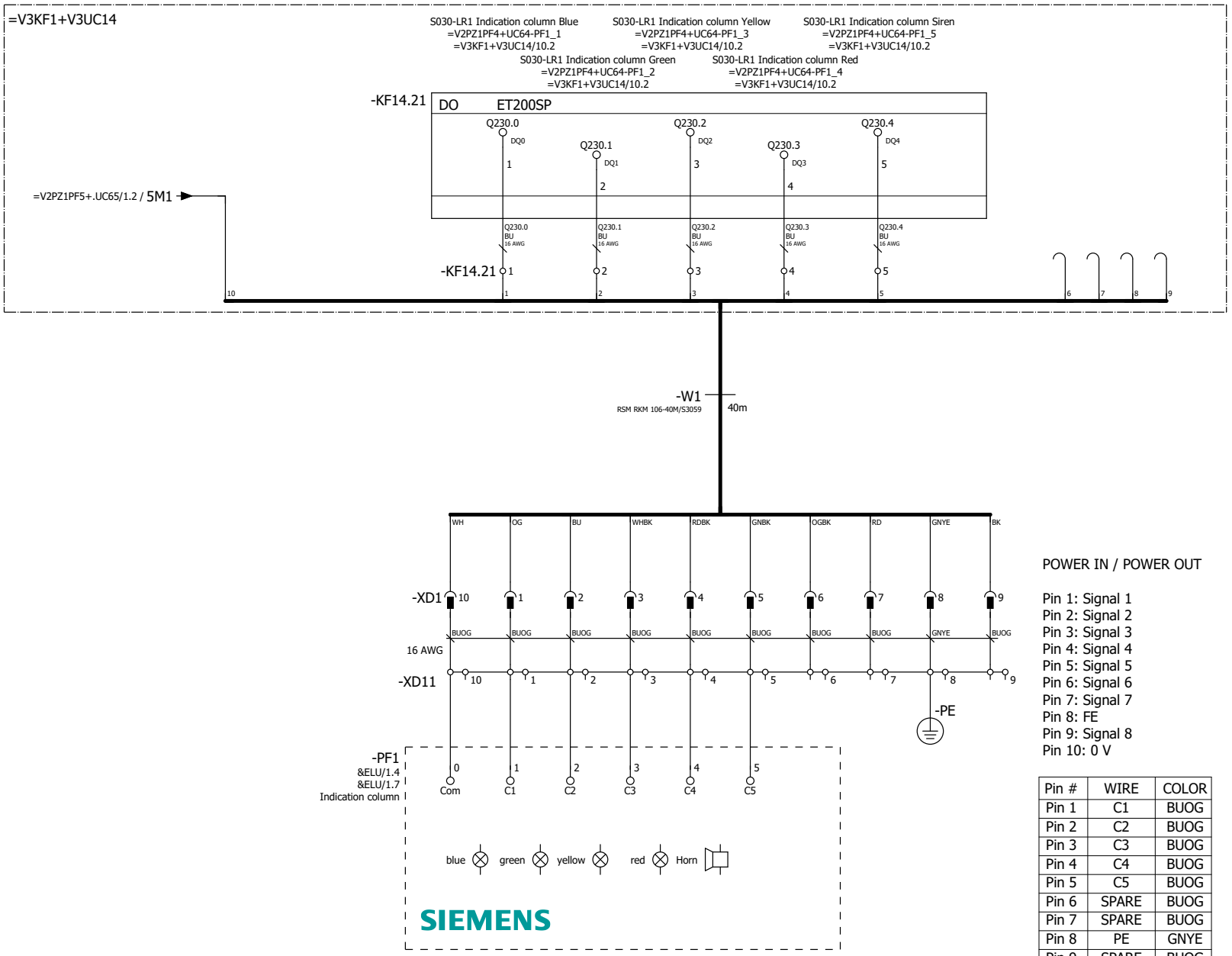

POWER IN / POWER OUT

Pin 1: Signal 1
Pin 2: Signal 2
Pin 3: Signal 3
Pin 4: Signal 4
Pin 5: Signal 5
Pin 6: Signal 6
Pin 7: Signal 7
Pin 8: FE
Pin 9: Signal 8
Pin 10: 0 V

Pin #	WIRE	COLOR
Pin 1	C1	BUOG
Pin 2	C2	BUOG
Pin 3	C3	BUOG
Pin 4	C4	BUOG
Pin 5	C5	BUOG
Pin 6	SPARE	BUOG
Pin 7	SPARE	BUOG
Pin 8	PE	GNYE
Pin 9	SPARE	BUOG
Pin 10	COM	BUOG

=V2PZ1PF3+.UC63/1

=V2PZ1PF5+.UC65/1

			Date	12/14/2022	Volvo Trucks North America	Valiant TMS	S030-LR1 Indication column	Drawing name: =2V06&EFS_EL	= V2PZ1PF4
			Ed.	MKLEPADLO					+ V2UC64
			Appr		P6700 Rear Wall - Cell 2V06	Scale 1:1		Document type: EFS	Project nr: 22-16148
Modification	Date	Name	Original		Replacement of	Replaced by			Page 1 / 1460

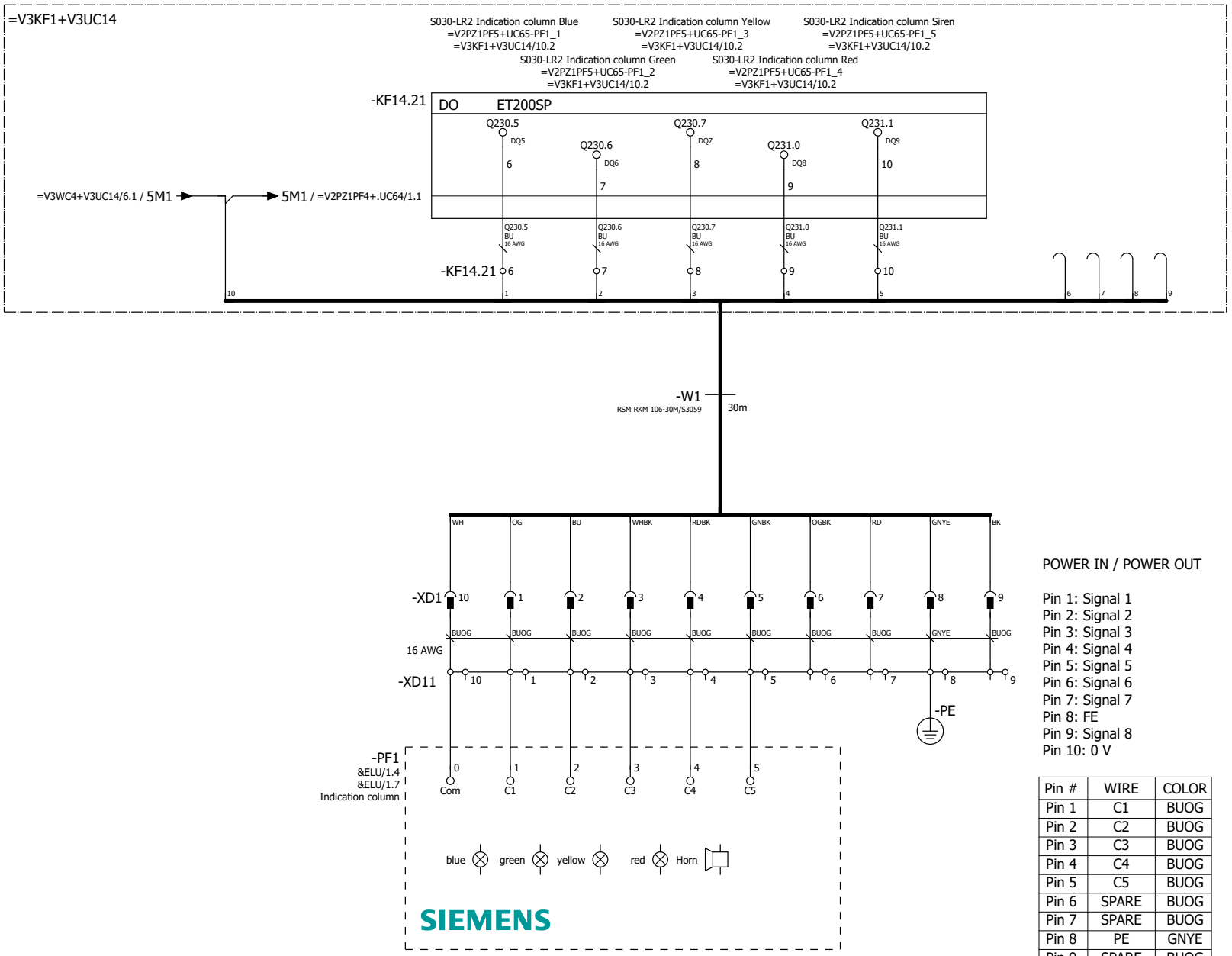

POWER IN / POWER OUT

Pin 1: Signal 1
Pin 2: Signal 2
Pin 3: Signal 3
Pin 4: Signal 4
Pin 5: Signal 5
Pin 6: Signal 6
Pin 7: Signal 7
Pin 8: FE
Pin 9: Signal 8
Pin 10: 0 V

Pin #	WIRE	COLOR
Pin 1	C1	BUOG
Pin 2	C2	BUOG
Pin 3	C3	BUOG
Pin 4	C4	BUOG
Pin 5	C5	BUOG
Pin 6	SPARE	BUOG
Pin 7	SPARE	BUOG
Pin 8	PE	GNYE
Pin 9	SPARE	BUOG
Pin 10	COM	BUOG

=V2PZ1PF4+.UC64/1

=V2SF0PG1+.UC32/1

			Date	12/14/2022	Volvo Trucks North America	Valiant TMS	S030-LR2 Indication column	Drawing name: =2V06&EFS_EL	= V2PZ1PF5
			Ed.	MKLEPADLO					+ V2UC65
			Appr		P6700 Rear Wall - Cell 2V06			Document type: EFS	Project nr: 22-16148
Modification	Date	Name	Original		Replacement of	Replaced by	Scale 1:1		Page 1 / 1460

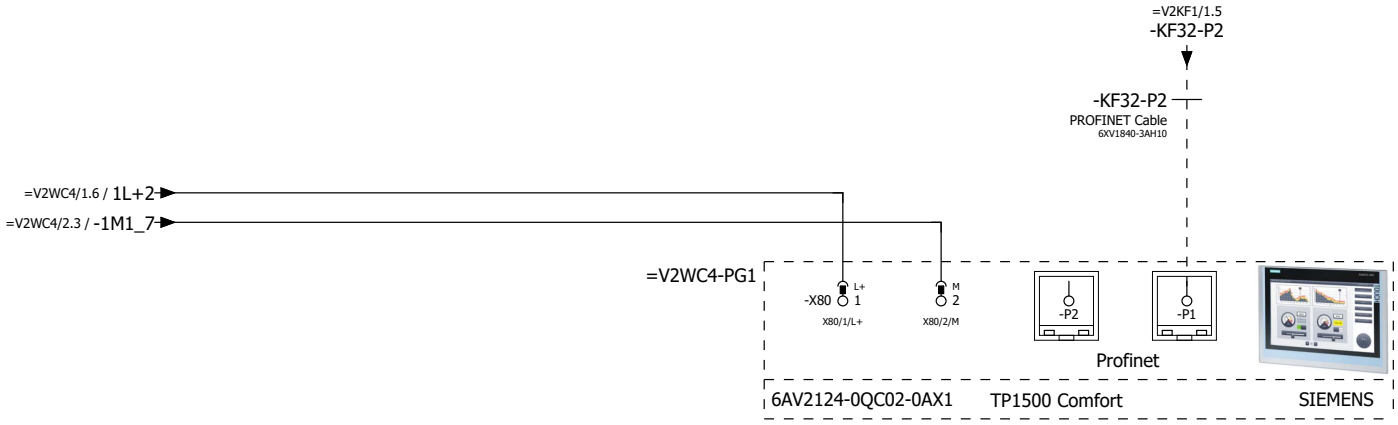

=V2PZ1PF5+.UC65/1

2

			Date	12/14/2022	Volvo Trucks North America		Valiant TMS	TP1500: SOP Display	Drawing name: =2V06&EFS_EL	= V2SF0PG1
			Ed.	MKLEPADLO						+ V2UC32
			Appr		P6700 Rear Wall - Cell 2V06				Document type: EFS	Project nr: 22-16148
Modification	Date	Name	Original		Replacement of	Replaced by	Scale 1:1			Page 1 / 1460

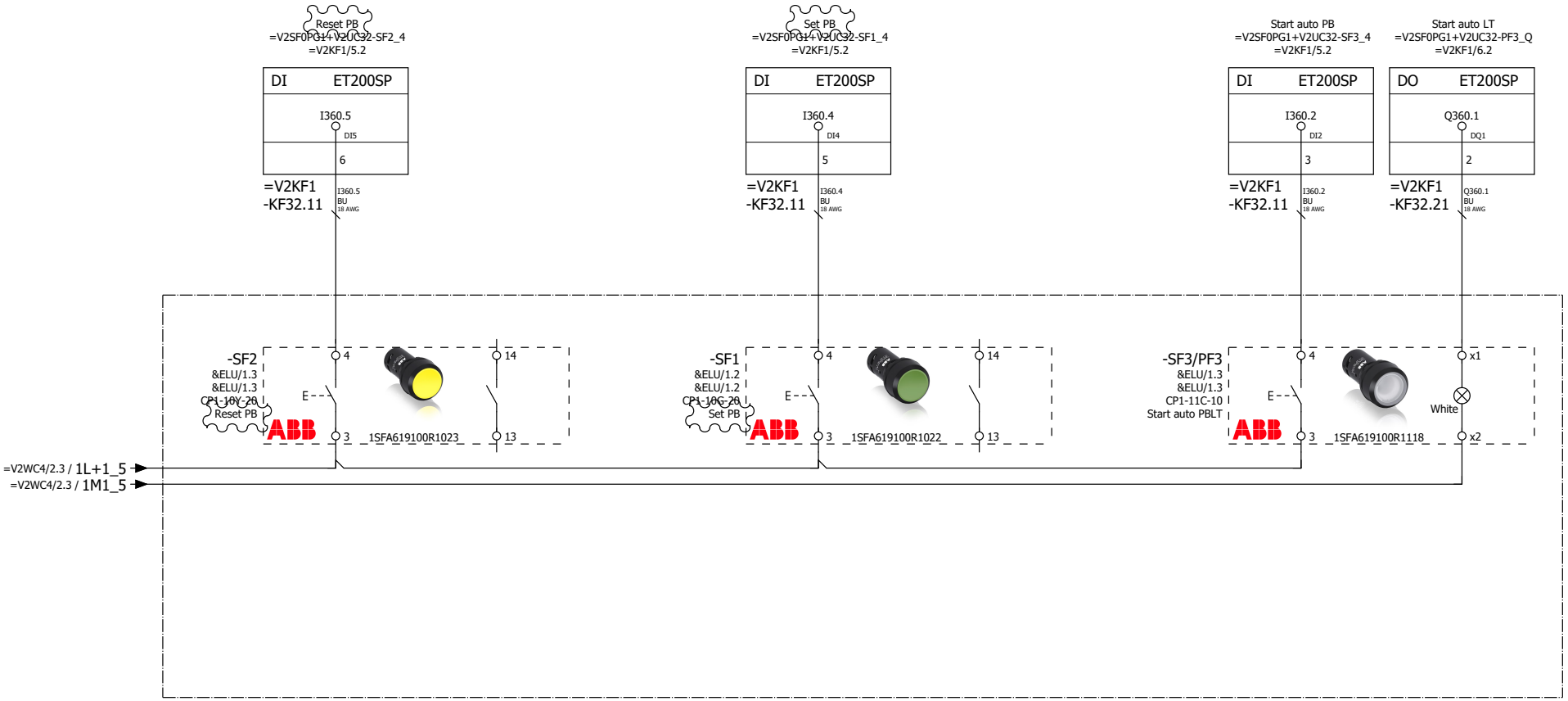

=V2SF0PG2+.UC51/1

			Date	12/16/2022	Volvo Trucks North America	Valiant TMS	Operating box SOP	Drawing name: =2V06&EFS_EL	= V2SF0PG1	
			Ed.	KMAFFRE					+ V2UC32	
			Appr		P6700 Rear Wall - Cell 2V06			Document type: EFS	Project nr: 22-16148	Page 2
Modification	Date	Name	Original		Replacement of	Replaced by	Scale 1:1			1460

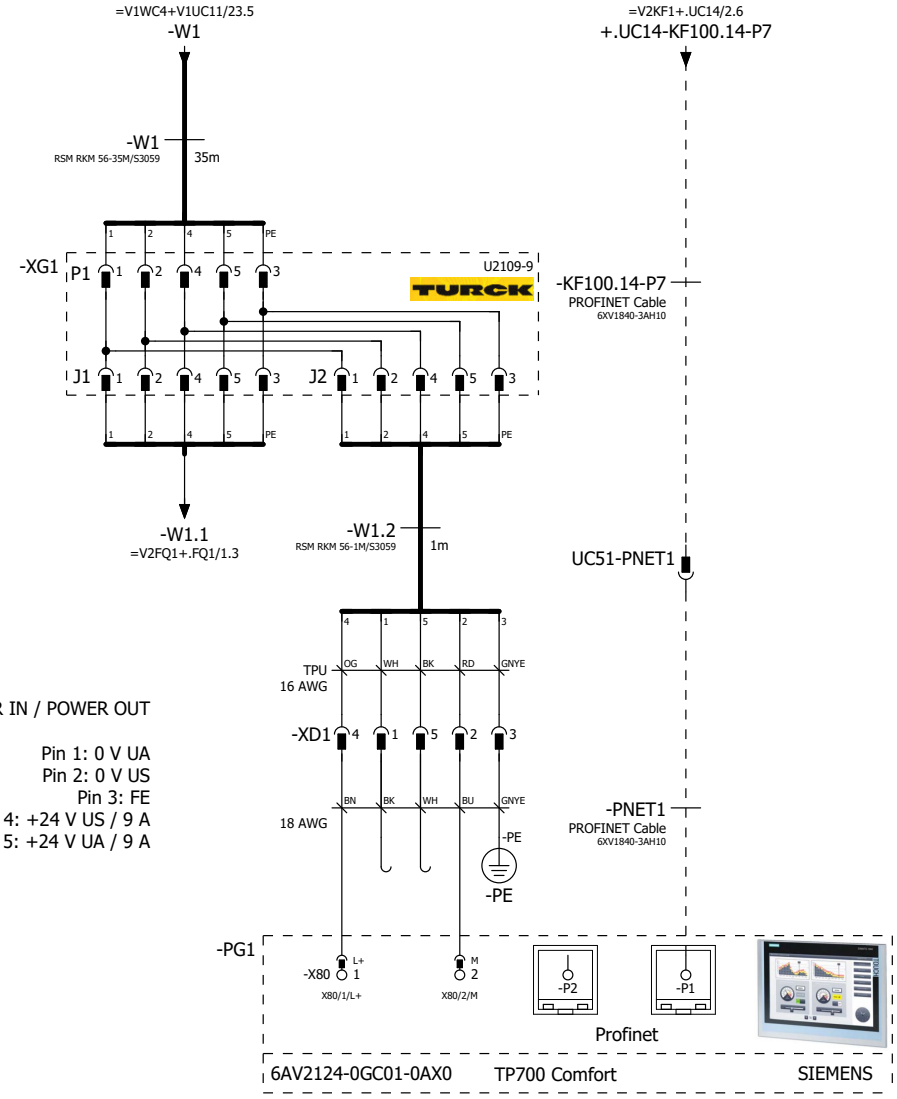

Pin #	WIRE	COLOR
Pin 1	N/C	BK
Pin 2	M	BU
Pin 3	PE	GNYE
Pin 4	L+	BN
Pin 5	N/C	WH

POWER IN / POWER OUT

Pin 1: 0 V UA
Pin 2: 0 V US
Pin 3: FE
Pin 4: +24 V US / 9 A
Pin 5: +24 V UA / 9 A

=V2SF0PG1+.UC32/2

=V2SF0SF1+.UC71/1

			Date	12/14/2022	Volvo Trucks North America		Valiant TMS	TP700: S035 Display	Drawing name: =2V06&EFS_EL	= V2SF0PG2
			Ed.	MKLEPADLO						+ V2UC51
			Appr		P6700 Rear Wall - Cell 2V06				Document type: EFS	Project nr: 22-16148
Modification	Date	Name	Original		Replacement of	Replaced by	Scale 1:1			Page 1 / 1460

=V2KF1+V2UC14

S035 Operator Run Button
=V2SF0SF1+V2UC71-SF2.5
=V2KF1+.UC14/9.2

S035 Operator Emergency Stop Ch1
=V2SF0SF1+V2UC71-SF1.4
=V2KF1+.UC14/11.2

S035 Operator Emergency Stop Ch2
=V2SF0SF1+V2UC71-SF1.6
=V2KF1+.UC14/11.2

DI ET200SP
I203.4 DI12
13

=V2KF1
-KF14.12

=V2KF1
-KF14.31
F-DI 8 24VDC PROFISAFE ET200SP
I5200.2 DI2 VS2
I5200.6 DI6 VS6
3 11 7 15

I203.4 BUOG 16 AWG
I5200.2 BUOG 16 AWG
VS2 BUOG 16 AWG
I5200.6 BUOG 16 AWG
VS6 BUOG 16 AWG

=V2WC4+.UC14/6.3 / 5L+5
=V2WC4+.UC14/6.3 / 5M5

-KF14.12 13
I203.4 WH 16 AWG

-KF14.31 3 11 7 15
I5200.2 YE 16 AWG
VS2 GY 16 AWG
I5200.6 PK 16 AWG
VS6 RD 16 AWG

-XG1
WH BN GN YE GY PK BU RD

-W1
WKC 8T-25-S1587
25m

WH BN GN YE GY PK BU RD

-SF1
SSA-EBM Series E-stop Box
M12
1 2 3 4 5 6 7 8

-SF1 E

-SF2

BANNER
SSA-EBM-12EB1Q8OTBB

=V2SF0PG2+.UC51/1

=V2SF0SF2+.UC72/1

			Date	12/14/2022	Volvo Trucks North America	Valiant TMS	S035 Operating box RB	Drawing name: =2V06&EFS_EL	= V2SF0SF1 + V2UC71
			Ed.	MKLEPADLO					
			Appr		P6700 Rear Wall - Cell 2V06	Scale 1:1		Document type: EFS	Project nr: 22-16148
Modification	Date	Name	Original		Replacement of	Replaced by			Page 1 / 1460

=V3KF1+V3UC14

S030-LR1 Operator E-Stop Ch1
=V2SF0SF2+V2UC72-SF1.1
=V3KF1+V3UC14/11.2

S030-LR1 Operator E-Stop Ch2
=V2SF0SF2+V2UC72-SF1.3
=V3KF1+V3UC14/11.2

S030-LR1 Request to Enter PB
=V2SF0SF2+V2UC72-SF2.5
=V3KF1+V3UC14/9.2

S030-LR1 Reset PB
=V2SF0SF2+V2UC72-SF3.7
=V3KF1+V3UC14/9.2

=V3KF1
-KF14.31

F-DI 8 24VDC — PROFISAFE ET200SP

I5230.0 (DI0, VS0) — 1, 9
I5230.4 (DI4, VS4) — 5, 13

DI ET200SP — I233.0 (DI8) — 9
DI ET200SP — I233.1 (DI9) — 10

=V3KF1
-KF14.12

=V3WC4+V3UC14/6.3 / 5L+4
=V3WC4+V3UC14/6.3 / 5M4

-PE

-KF14.31 1 9 5 13
-KF14.12 9 10

-XG2

OG BU WHBK RDBK GNBK OGBK BUBK BKWH GNYE RD WH BK

-W1
RKM 126-40M/S3059
40m

POWER IN / POWER OUT

Pin 1: Signal 1
Pin 2: Signal 2
Pin 3: Signal 3
Pin 4: Signal 4
Pin 5: Signal 5
Pin 6: Signal 6
Pin 7: Signal 7
Pin 8: Signal 8
Pin 9: FE
Pin 10: Signal 9
Pin 11: Signal 10
Pin 12: 0 V

Pin #	WIRE	COLOR
Pin 1	1	BUOG
Pin 2	2	BUOG
Pin 3	3	BUOG
Pin 4	4	BUOG
Pin 5	5	BUOG
Pin 6	6	BUOG
Pin 7	7	BUOG
Pin 8	8	BUOG
Pin 9	9	GNYE
Pin 10	10	BUOG
Pin 11	11	BUOG
Pin 12	12	WHBU

-XD1 1 2 4 3 5 6 7 8 9 10 11 12

16 AWG

-PE

-SF1
CE4T-10R-02
Emergency Stop
11 12 22 21
Channel 1
Channel 2
1SFA619550R1051

-SF2
CPM3-10Y-11
Request to Enter
13 14 21 22
1SFA619126R1073

-SF3
CPM3-10B-11
Reset
13 14 21 22
1SFA619126R1076

=V2SF0SF1+.UC71/1

=V2SF0SF3+.UC73/1

			Date	12/14/2022	Volvo Trucks North America	Valiant TMS	S030-LR1 Operating box RB	Drawing name: =2V06&EFS_EL	= V2SF0SF2
			Ed.	MKLEPADLO					+ V2UC72
			Appr		P6700 Rear Wall - Cell 2V06			Document type: EFS	Project nr: 22-16148
Modification	Date	Name	Original		Replacement of	Replaced by	Scale 1:1		Page 1 / 1460

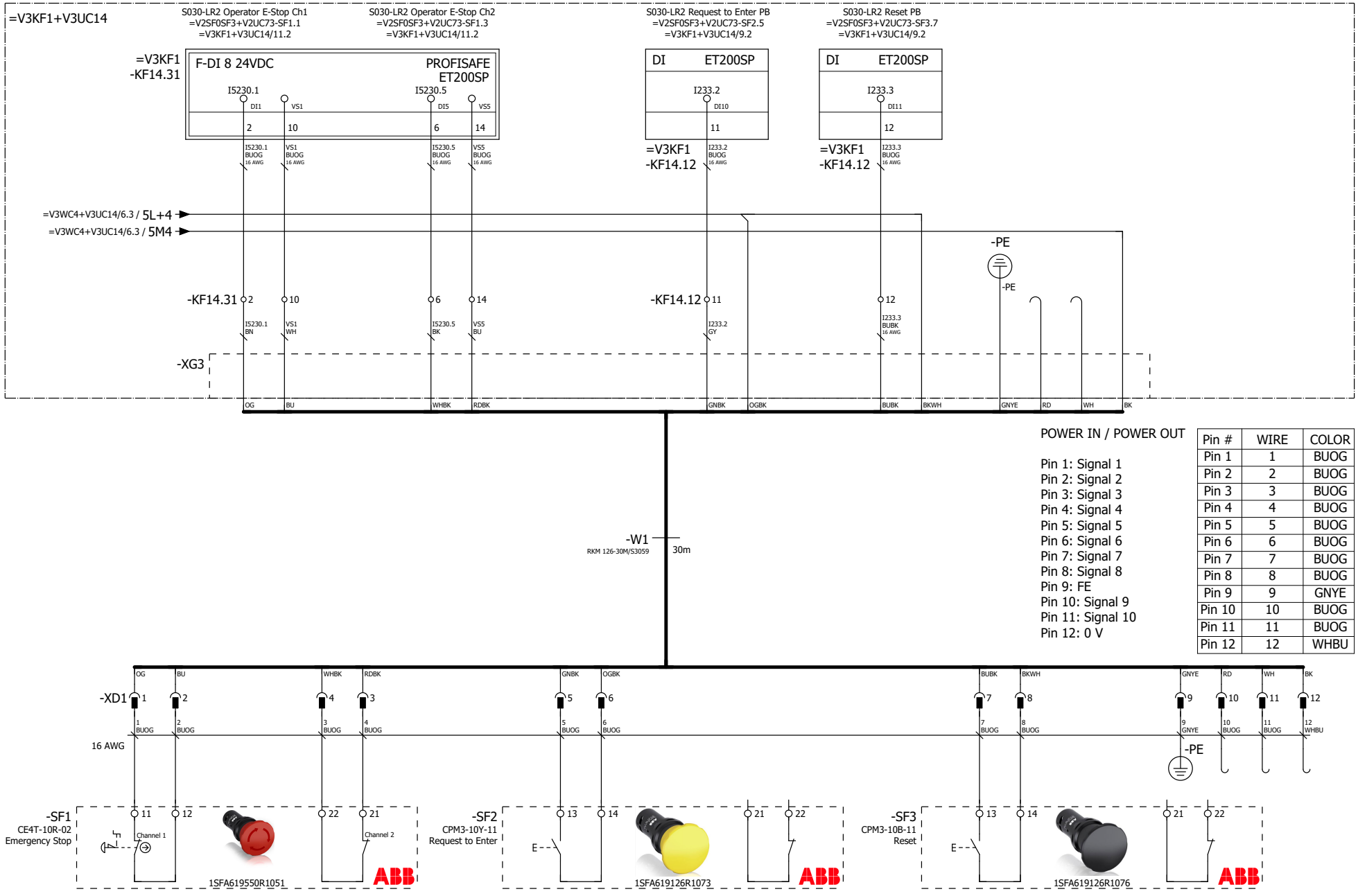

Pin #	WIRE	COLOR
Pin 1	1	BUOG
Pin 2	2	BUOG
Pin 3	3	BUOG
Pin 4	4	BUOG
Pin 5	5	BUOG
Pin 6	6	BUOG
Pin 7	7	BUOG
Pin 8	8	BUOG
Pin 9	9	GNYE
Pin 10	10	BUOG
Pin 11	11	BUOG
Pin 12	12	WHBU

=V2SF0SF2+.UC72/1

=V2SF0SF4+.UC74/1

			Date	12/14/2022	Volvo Trucks North America		Valiant TMS	S030-LR2 Operating box RB	Drawing name: =2V06&EFS_EL	= V2SF0SF3	
			Ed.	MKLEPADLO						+ V2UC73	
			Appr		P6700 Rear Wall - Cell 2V06				Document type: EFS	Project nr: 22-16148	Page 1
Modification	Date	Name	Original		Replacement of	Replaced by	Scale 1:1				1460

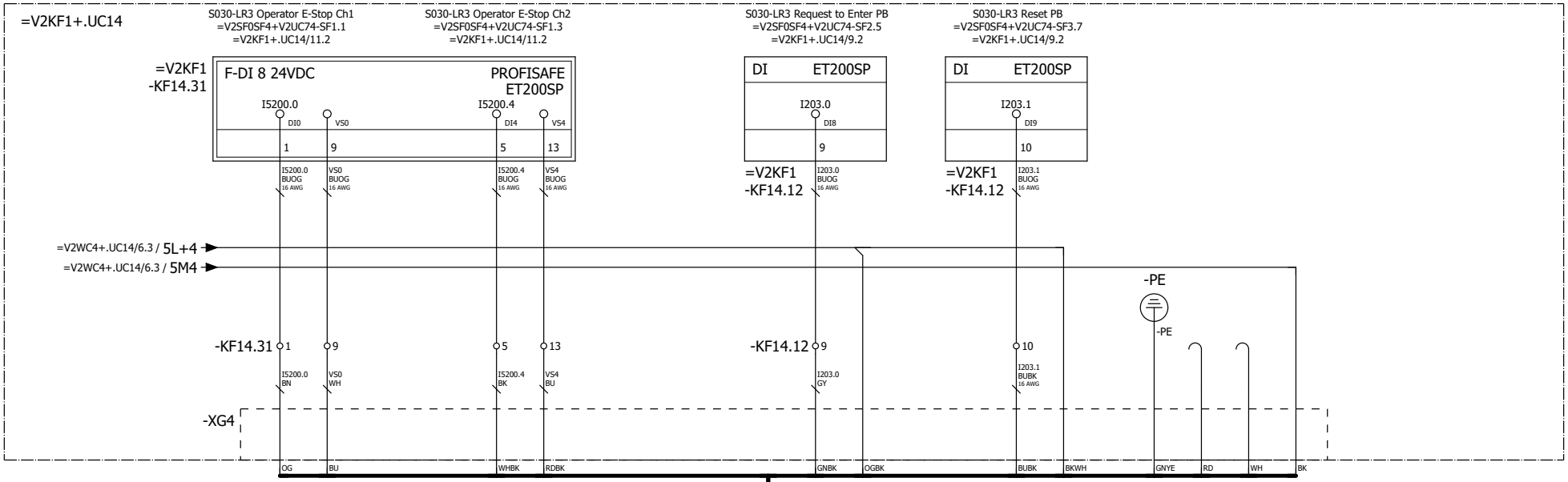

-W1
RKM 126-30M/S3059
30m

POWER IN / POWER OUT

Pin 1: Signal 1
Pin 2: Signal 2
Pin 3: Signal 3
Pin 4: Signal 4
Pin 5: Signal 5
Pin 6: Signal 6
Pin 7: Signal 7
Pin 8: Signal 8
Pin 9: FE
Pin 10: Signal 9
Pin 11: Signal 10
Pin 12: 0 V

Pin #	WIRE	COLOR
Pin 1	1	BUOG
Pin 2	2	BUOG
Pin 3	3	BUOG
Pin 4	4	BUOG
Pin 5	5	BUOG
Pin 6	6	BUOG
Pin 7	7	BUOG
Pin 8	8	BUOG
Pin 9	9	GNYE
Pin 10	10	BUOG
Pin 11	11	BUOG
Pin 12	12	WHBU

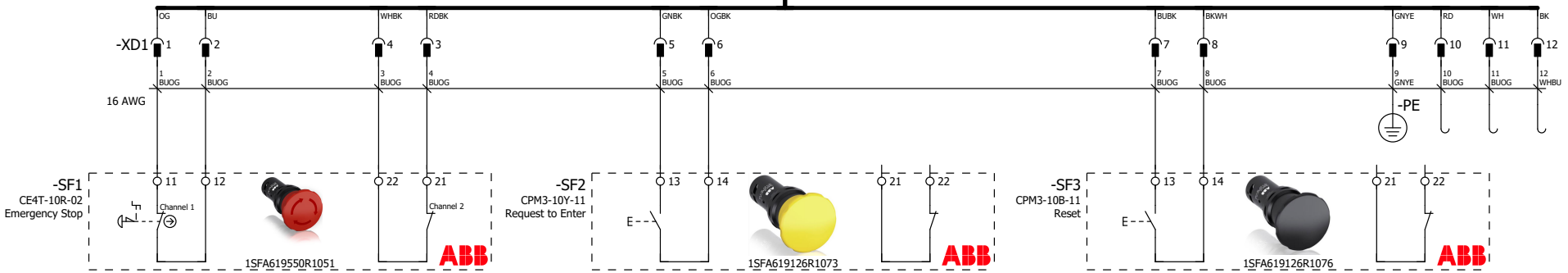

=V2SF0SF3+.UC73/1

=V2SF0SF5+.UC75/1

			Date	12/14/2022	Volvo Trucks North America	Valiant TMS	S030-LR3 Operating box RB	Drawing name: =2V06&EFS_EL	= V2SF0SF4	
			Ed.	MKLEPADLO					+ V2UC74	
			Appr		P6700 Rear Wall - Cell 2V06			Document type: EFS	Project nr: 22-16148	Page 1
Modification	Date	Name	Original		Replacement of	Replaced by	Scale 1:1			1460

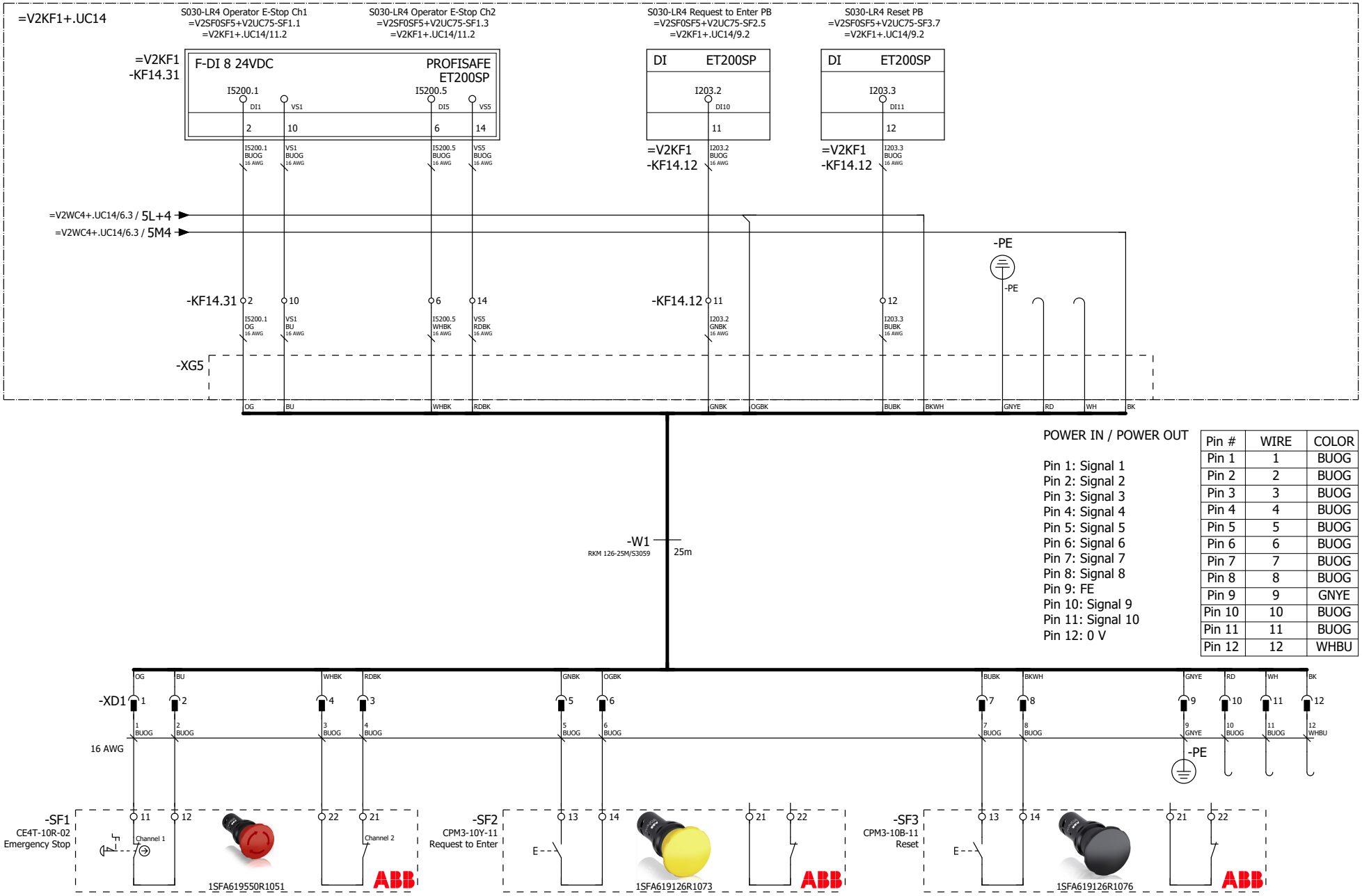

Pin #	WIRE	COLOR
Pin 1	1	BUOG
Pin 2	2	BUOG
Pin 3	3	BUOG
Pin 4	4	BUOG
Pin 5	5	BUOG
Pin 6	6	BUOG
Pin 7	7	BUOG
Pin 8	8	BUOG
Pin 9	9	GNYE
Pin 10	10	BUOG
Pin 11	11	BUOG
Pin 12	12	WHBU

=V2SF0SF4+.UC74/1

=V2U35U01KF1+.U35U01/10

			Date	12/14/2022	Volvo Trucks North America	Valiant TMS	S030-LR4 Operating box RB	Drawing name: =2V06&EFS_EL	= V2SF0SF5
			Ed.	MKLEPADLO					+ V2UC75
			Appr		P6700 Rear Wall - Cell 2V06			Document type: EFS	Project nr: 22-16148
Modification	Date	Name	Original		Replacement of	Replaced by	Scale 1:1		Page 1 / 1460

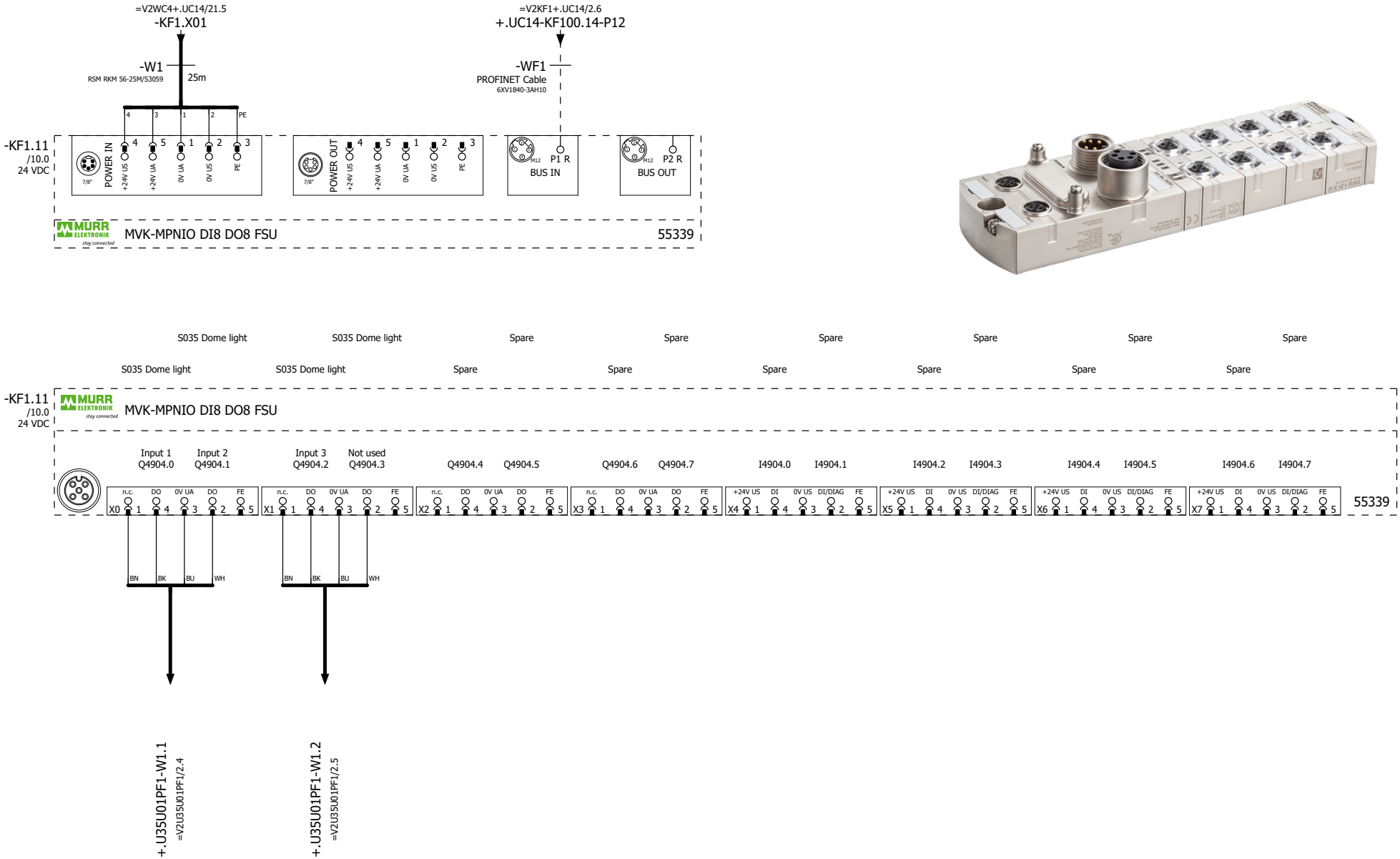

=V2SF0SF5+.UC75/1

=V2U35U01PF1/2

			Date	12/14/2022	Volvo Trucks North America	Valiant TMS	MURR MODULE 8 IN/ 8 OUT	Drawing name: =2V06&EFS_EL	= V2U35U01KF1	
			Ed.	MKLEPADLO					+ V2U35U01	
			Appr		P6700 Rear Wall - Cell 2V06			Document type: EFS	Project nr: 22-16148	Page 10
Modification	Date	Name	Original		Replacement of / Replaced by	Scale 1:1				1460

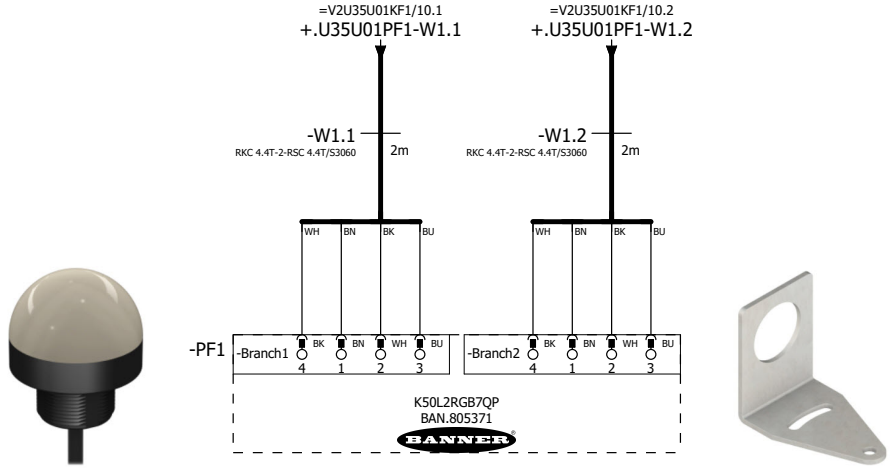

Table 1: Default Color Definition

	Red	Yellow	Green	Cyan	Blue	Magenta	White
Input 1	X	X				X	X
Input 2		X	X	X			X
Input 3				X	X	X	X

=V2U35U01KF1/10

=V2WC3+.UC14/1

			Date	12/14/2022	Volvo Trucks North America	Valiant TMS	Station Dome Light	Drawing name: =2V06&EFS_EL	= V2U35U01PF1
			Ed.	MKLEPADLO					+ V2U35U01
			Appr		P6700 Rear Wall - Cell 2V06			Document type: EFS	Project nr: 22-16148	Page 2
Modification	Date	Name	Original		Replacement of	Replaced by	Scale 1:1			1460

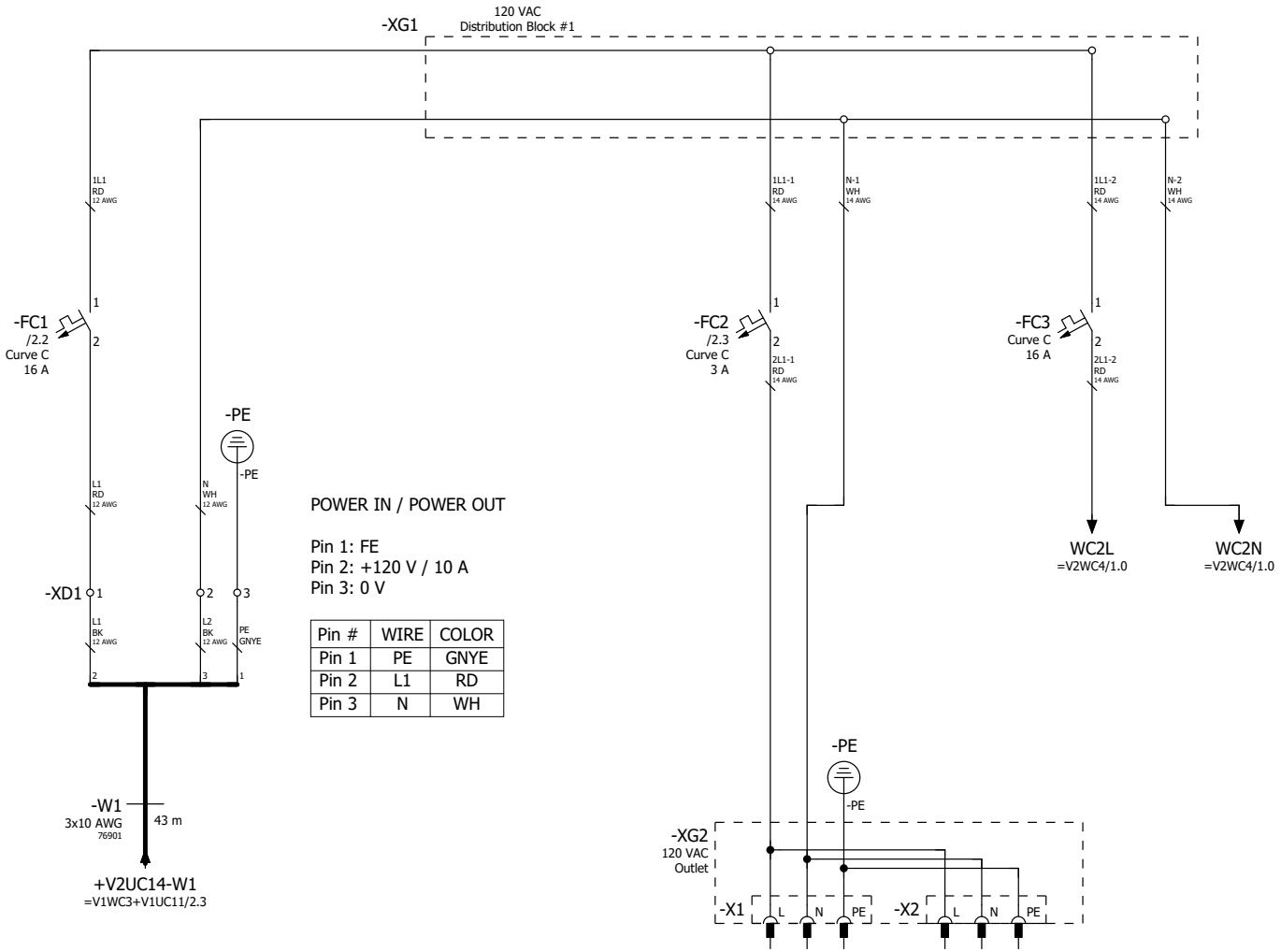

Pin #	WIRE	COLOR
Pin 1	PE	GNYE
Pin 2	L1	RD
Pin 3	N	WH

Power
Distribution
120 VAC
Programming Port

Power
Distribution
120 VAC
To 24VDC Power Supply

=V2U35U01PF1+.U35U01/2

2

			Date	12/14/2022	Volvo Trucks North America	Valiant TMS	Power distribution 120 VAC	Drawing name: =2V06&EFS_EL	= V2WC3	
			Ed.	MKLEPADLO					+ V2UC14	
			Appr		P6700 Rear Wall - Cell 2V06			Document type: EFS	Project nr: 22-16148	Page 1
Modification	Date	Name	Original		Replacement of / Replaced by	Scale 1:1				1460

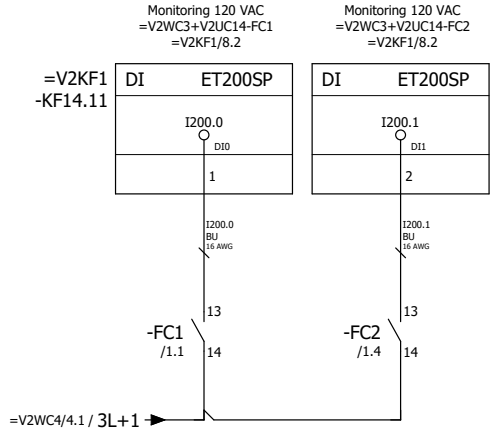

1 +.UC46/1

			Date	12/14/2022	Volvo Trucks North America	Valiant TMS	Monitoring 120VAC	Drawing name: =2V06&EFS_EL	= V2WC3	
			Ed.	MKLEPADLO					+ V2UC14	
			Appr		P6700 Rear Wall - Cell 2V06			Document type: EFS	Project nr: 22-16148	Page 2
Modification	Date	Name	Original		Replacement of / Replaced by	Scale 1:1				1460

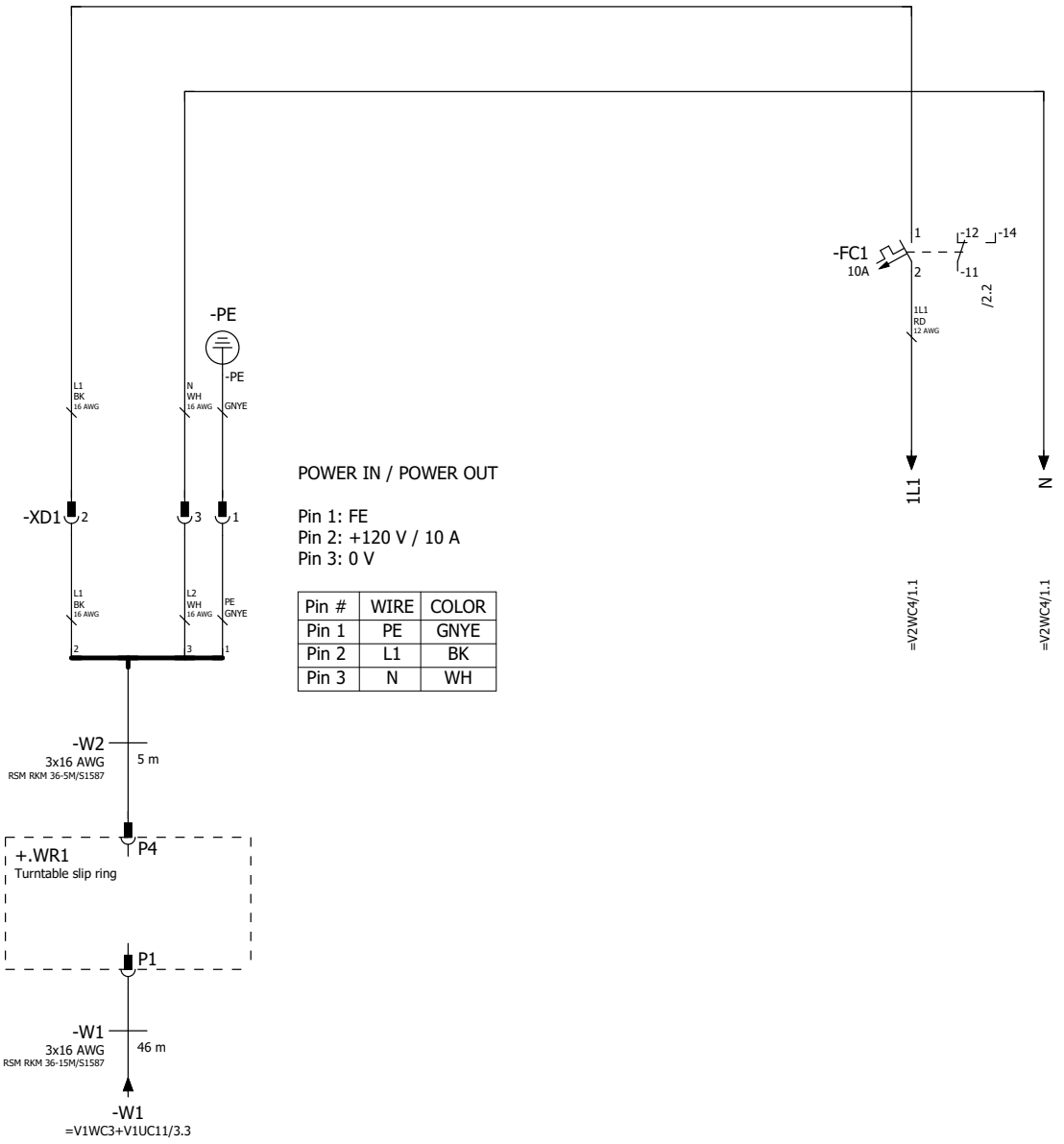

POWER IN / POWER OUT

Pin 1: FE
Pin 2: +120 V / 10 A
Pin 3: 0 V

Pin #	WIRE	COLOR
Pin 1	PE	GNYE
Pin 2	L1	BK
Pin 3	N	WH

Power
Distribution
24 VDC
Power Supply

+.UC14/2

2

			Date	12/14/2022	Volvo Trucks North America	Valiant TMS	Power distribution 120 VAC	Drawing name: =2V06&EFS_EL	= V2WC3	
			Ed.	MKLEPADLO					+ V2UC46	
			Appr		P6700 Rear Wall - Cell 2V06			Document type: EFS	Project nr: 22-16148	Page 1
Modification	Date	Name	Original		Replacement of	Replaced by	Scale 1:1			1460

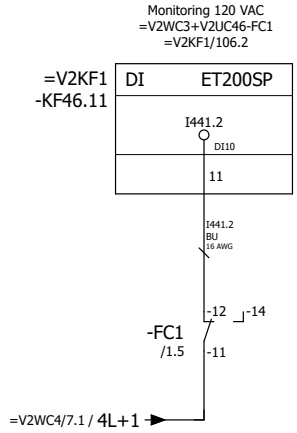

1

=V2WC4+.UC14/1

			Date	12/14/2022	Volvo Trucks North America		Valiant TMS	Monitoring 120VAC	Drawing name: =2V06&EFS_EL	= V2WC3
			Ed.	MKLEPADLO						+ V2UC46
			Appr		P6700 Rear Wall - Cell 2V06				Document type: EFS	Project nr: 22-16148
Modification	Date	Name	Original		Replacement of	Replaced by	Scale 1:1			Page 2 / 1460

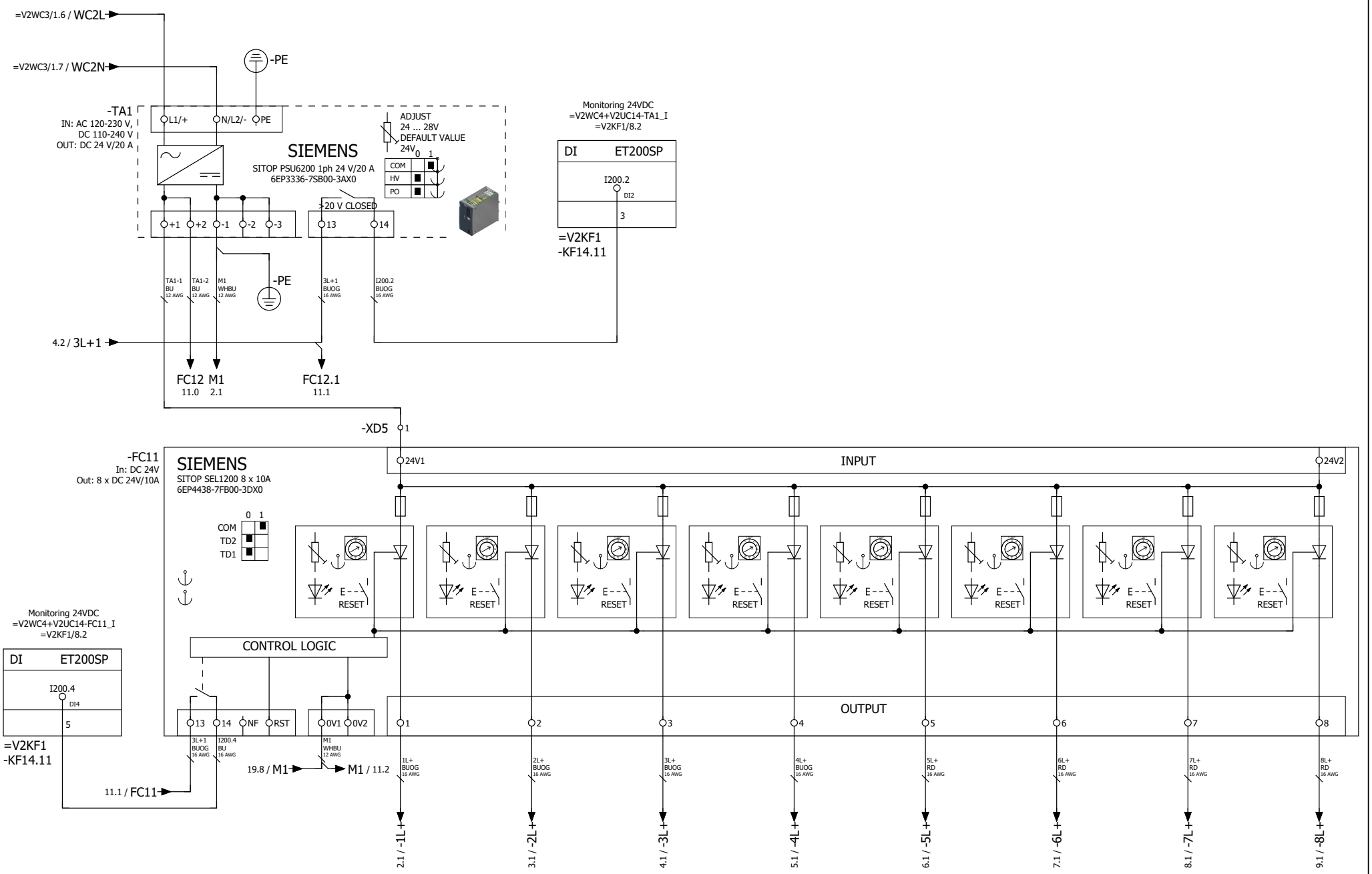

=V2WC3+.UC46/2

2

			Date	12/14/2022	Volvo Trucks North America		Valiant TMS	Power distribution 24VDC for Inputs	Drawing name: =2V06&EFS_EL	= V2WC4
			Ed.	MKLEPADLO						+ V2UC14
			Appr		P6700 Rear Wall - Cell 2V06				Document type: EFS	Project nr: 22-16148
Modification	Date	Name	Original		Replacement of	Replaced by	Scale 1:1			Page 1 / 1460



			Date	12/14/2022	Volvo Trucks North America		Valiant TMS	Power distribution 24VDC 1L+	Drawing name: =2V06&EFS_EL		= V2WC4
			Ed.	MKLEPADLO							+ V2UC14
			Appr		P6700 Rear Wall - Cell 2V06				Document type: EFS	Project nr: 22-16148	Page 2
Modification	Date	Name	Original		Replacement of	Replaced by	Scale 1:1				1460

			Date	12/14/2022	Volvo Trucks North America		Valiant TMS	Power distribution 24VDC 2L+	Drawing name: =2V06&EFS_EL		= V2WC4
			Ed.	MKLEPADLO							+ V2UC14
			Appr		P6700 Rear Wall - Cell 2V06				Document type: EFS	Project nr: 22-16148	Page 3
Modification	Date	Name	Original		Replacement of	Replaced by	Scale 1:1				1460

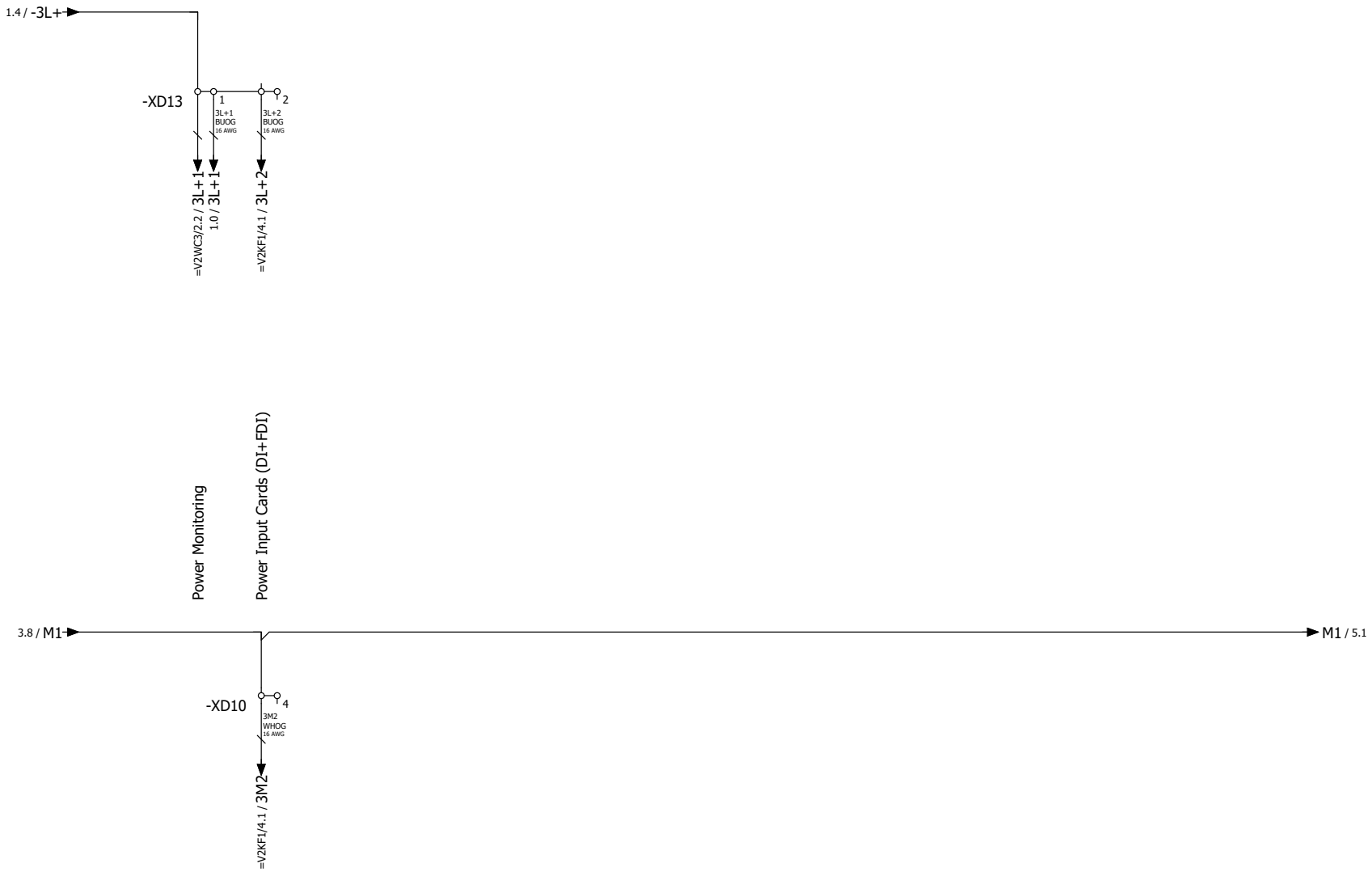

			Date	12/14/2022	Volvo Trucks North America		Valiant TMS	Power distribution 24VDC 3L+	Drawing name: =2V06&EFS_EL		= V2WC4
			Ed.	MKLEPADLO							+ V2UC14
			Appr		P6700 Rear Wall - Cell 2V06				Document type: EFS	Project nr: 22-16148	Page 4
Modification	Date	Name	Original		Replacement of	Replaced by	Scale 1:1				1460



4 6

			Date	12/14/2022	Volvo Trucks North America		Valiant TMS	Power distribution 24VDC 4L+	Drawing name: =2V06&EFS_EL		= V2WC4
			Ed.	MKLEPADLO							+ V2UC14
			Appr		P6700 Rear Wall - Cell 2V06				Document type: EFS	Project nr: 22-16148	Page 5
Modification	Date	Name	Original		Replacement of	Replaced by	Scale 1:1				1460

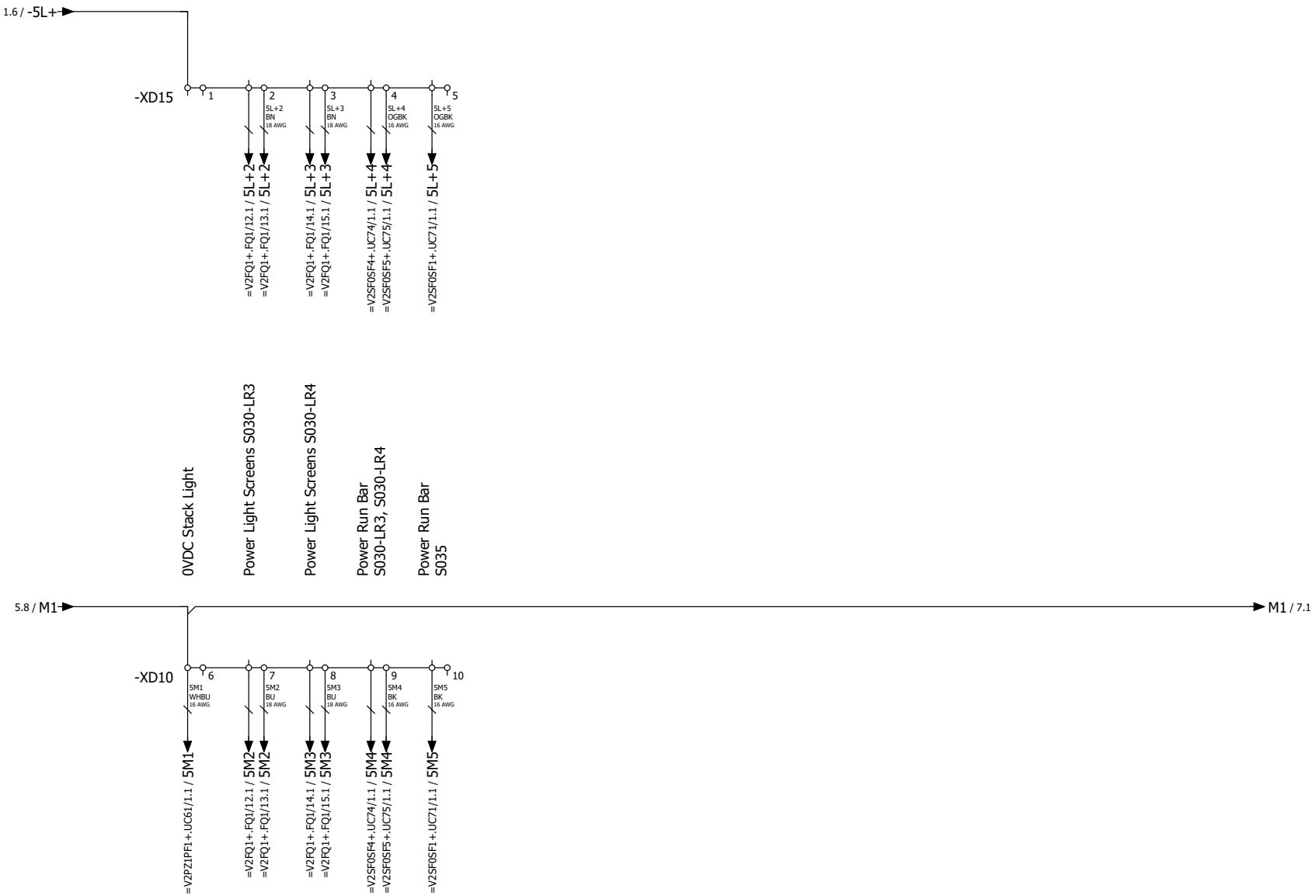

			Date	12/14/2022	Volvo Trucks North America		Valiant TMS	Power distribution 24VDC 5L+	Drawing name: =2V06&EFS_EL		= V2WC4
			Ed.	MKLEPADLO							+ V2UC14
			Appr		P6700 Rear Wall - Cell 2V06				Document type: EFS	Project nr: 22-16148	Page 6
Modification	Date	Name	Original		Replacement of	Replaced by	Scale 1:1				1460

			Date	12/14/2022	Volvo Trucks North America		Valiant TMS	Power distribution 24VDC 6L+	Drawing name: =2V06&EFS_EL		= V2WC4
			Ed.	MKLEPADLO							+ V2UC14
			Appr		P6700 Rear Wall - Cell 2V06				Document type: EFS	Project nr: 22-16148	Page 7
Modification	Date	Name	Original		Replacement of	Replaced by	Scale 1:1				1460

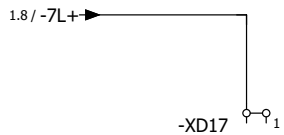

			Date	12/14/2022	Volvo Trucks North America		Valiant TMS	Power distribution 24VDC 7L+	Drawing name: =2V06&EFS_EL		= V2WC4
			Ed.	MKLEPADLO							+ V2UC14
			Appr		P6700 Rear Wall - Cell 2V06				Document type: EFS	Project nr: 22-16148	Page 8
Modification	Date	Name	Original		Replacement of	Replaced by	Scale 1:1				1460

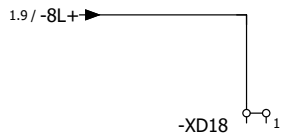

8 11

			Date	12/14/2022	Volvo Trucks North America		Valiant TMS	Power distribution 24VDC 8L+	Drawing name: =2V06&EFS_EL	= V2WC4
			Ed.	MKLEPADLO						+ V2UC14
			Appr		P6700 Rear Wall - Cell 2V06				Document type: EFS	Project nr: 22-16148	Page 9
Modification	Date	Name	Original		Replacement of	Replaced by	Scale 1:1			1460

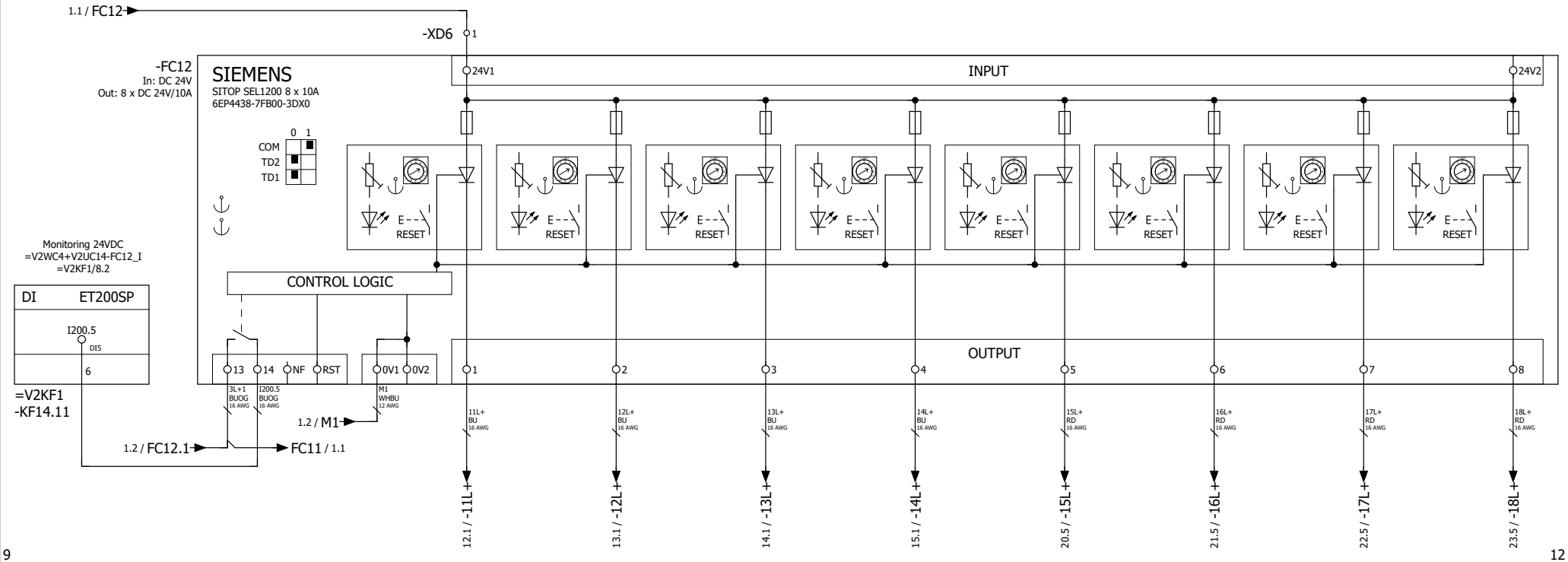

9 12

			Date	12/14/2022	Volvo Trucks North America	Valiant TMS	Power distribution 24VDC (Below Disconnect)	Drawing name: =2V06&EFS_EL	= V2WC4
			Ed.	MKLEPADLO					+ V2UC14
			Appr		P6700 Rear Wall - Cell 2V06			Document type: EFS	Project nr: 22-16148
Modification	Date	Name	Original		Replacement of	Replaced by	Scale 1:1		Page 11 / 1460

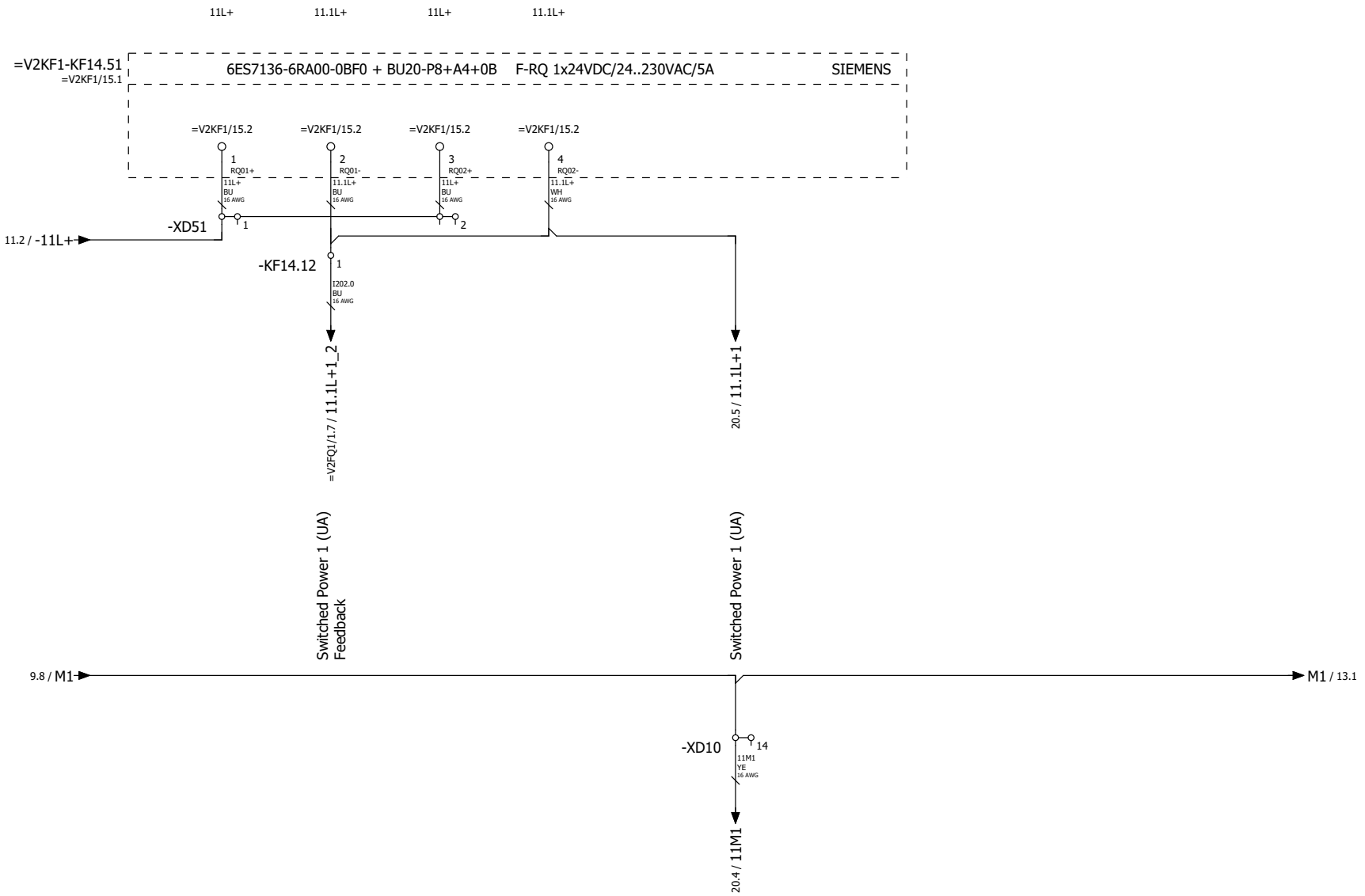

11 13

			Date	12/14/2022	Volvo Trucks North America	Valiant TMS	Power distribution 24VDC 11L+	Drawing name: =2V06&EFS_EL	= V2WC4	
			Ed.	MKLEPADLO					+ V2UC14	
			Appr		P6700 Rear Wall - Cell 2V06			Document type: EFS	Project nr: 22-16148	Page 12
Modification	Date	Name	Original		Replacement of	Replaced by	Scale 1:1			1460

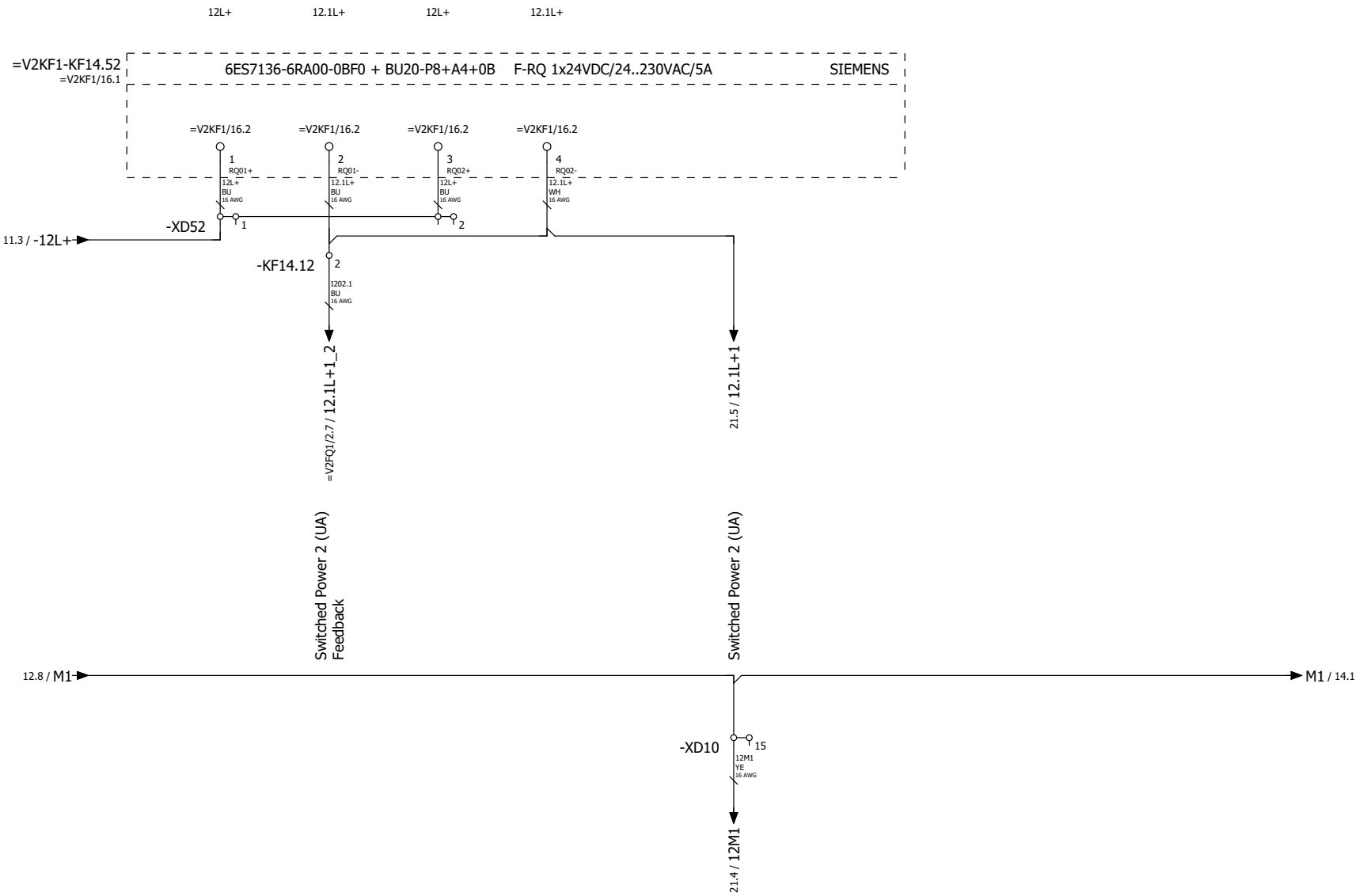

12 14

			Date	12/14/2022	Volvo Trucks North America	Valiant TMS	Power distribution 24VDC 12L+	Drawing name: =2V06&EFS_EL	= V2WC4	
			Ed.	MKLEPADLO					+ V2UC14	
			Appr		P6700 Rear Wall - Cell 2V06			Document type: EFS	Project nr: 22-16148	Page 13
Modification	Date	Name	Original		Replacement of	Replaced by	Scale 1:1			1460

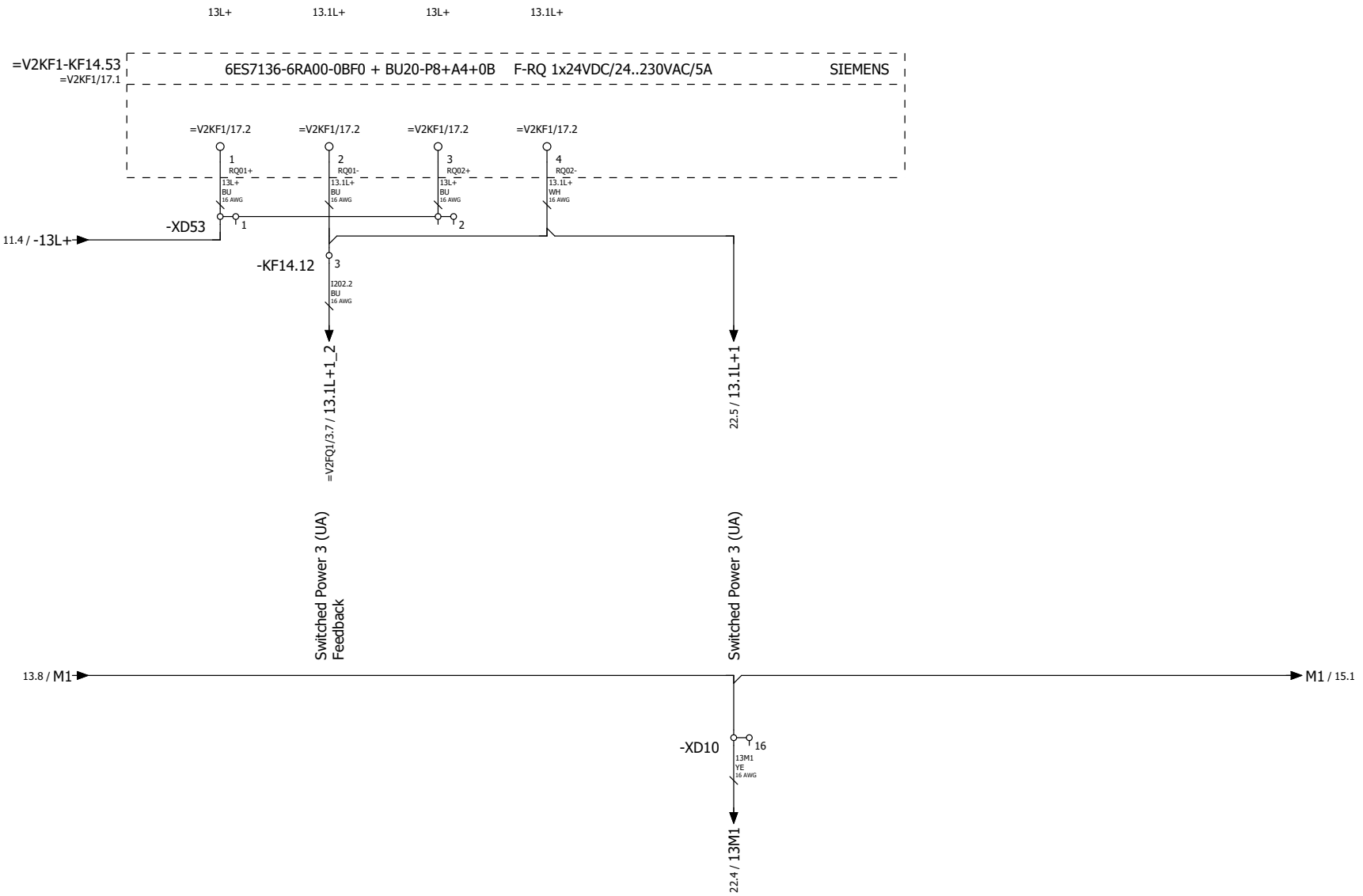

13 15

			Date	12/14/2022	Volvo Trucks North America	Valiant TMS	Power distribution 24VDC 13L+	Drawing name: =2V06&EFS_EL	= V2WC4	
			Ed.	MKLEPADLO					+ V2UC14	
			Appr		P6700 Rear Wall - Cell 2V06			Document type: EFS	Project nr: 22-16148	Page 14
Modification	Date	Name	Original		Replacement of	Replaced by	Scale 1:1			1460

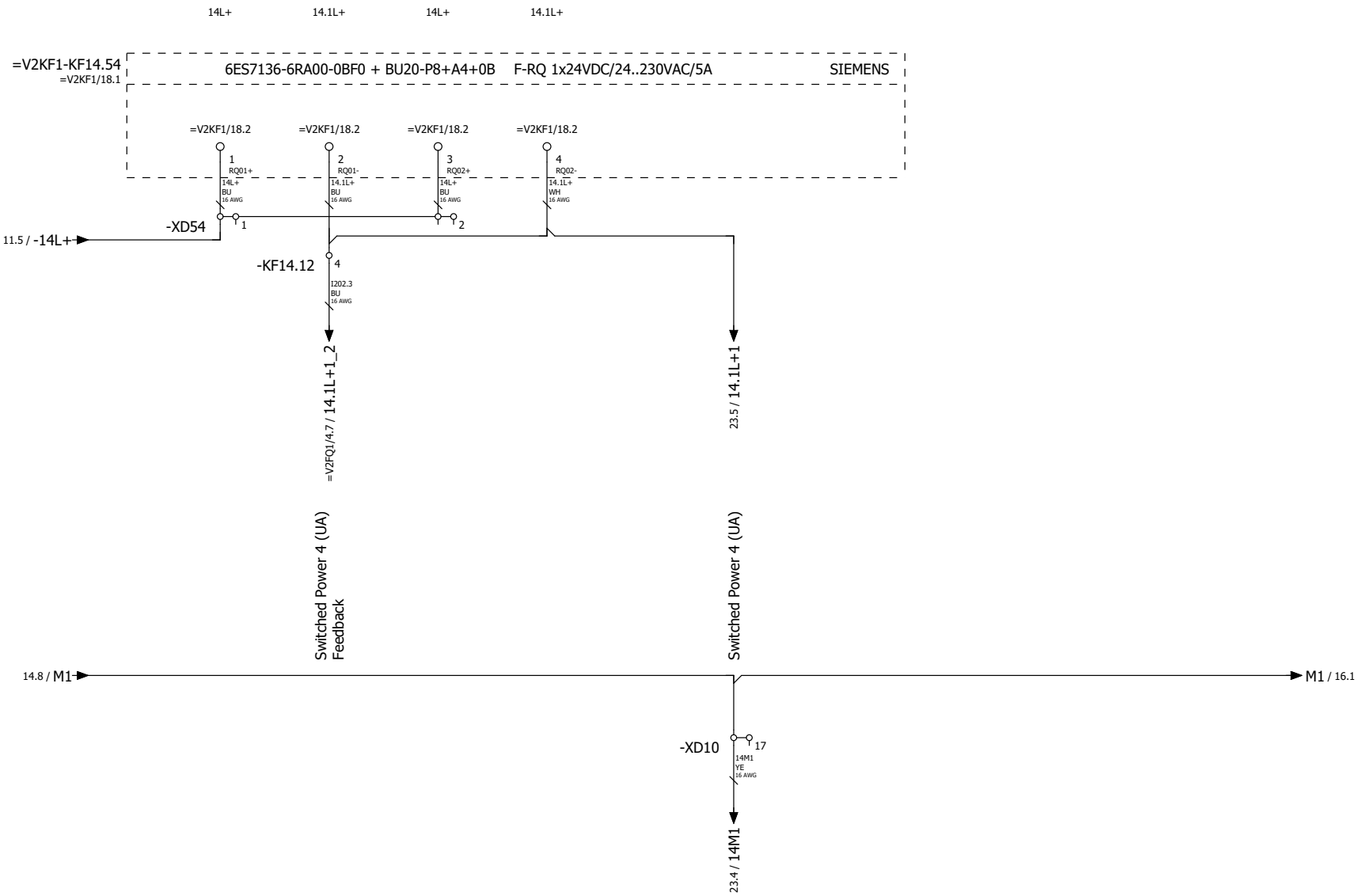

14 16

			Date	12/14/2022	Volvo Trucks North America	Valiant TMS	Power distribution 24VDC 14L+	Drawing name: =2V06&EFS_EL	= V2WC4
			Ed.	MKLEPADLO					+ V2UC14
			Appr		P6700 Rear Wall - Cell 2V06			Document type: EFS	Project nr: 22-16148
Modification	Date	Name	Original		Replacement of	Replaced by	Scale 1:1		Page 15 / 1460

15 17

			Date	12/14/2022	Volvo Trucks North America		Valiant TMS	Power distribution 24VDC 15L+	Drawing name: =2V06&EFS_EL	= V2WC4	
			Ed.	MKLEPADLO						+ V2UC14	
			Appr		P6700 Rear Wall - Cell 2V06				Document type: EFS	Project nr: 22-16148	Page 16
Modification	Date	Name	Original		Replacement of	Replaced by	Scale 1:1				1460

16 18

			Date	12/14/2022	Volvo Trucks North America		Valiant TMS	Power distribution 24VDC 16L+	Drawing name: =2V06&EFS_EL	= V2WC4
			Ed.	MKLEPADLO						+ V2UC14
			Appr		P6700 Rear Wall - Cell 2V06				Document type: EFS	Project nr: 22-16148
Modification	Date	Name	Original		Replacement of	Replaced by	Scale 1:1			Page 17 / 1460

17 19

			Date	12/14/2022	Volvo Trucks North America		Valiant TMS	Power distribution 24VDC 17L+	Drawing name: =2V06&EFS_EL	= V2WC4
			Ed.	MKLEPADLO						+ V2UC14
			Appr		P6700 Rear Wall - Cell 2V06				Document type: EFS	Project nr: 22-16148
Modification	Date	Name	Original		Replacement of	Replaced by	Scale 1:1			Page 18 / 1460

18 20

			Date	12/14/2022	Volvo Trucks North America		Valiant TMS	Power distribution 24VDC 18L+	Drawing name: =2V06&EFS_EL	= V2WC4
			Ed.	MKLEPADLO						+ V2UC14
			Appr		P6700 Rear Wall - Cell 2V06				Document type: EFS	Project nr: 22-16148 Page 19
Modification	Date	Name	Original		Replacement of	Replaced by	Scale 1:1			1460

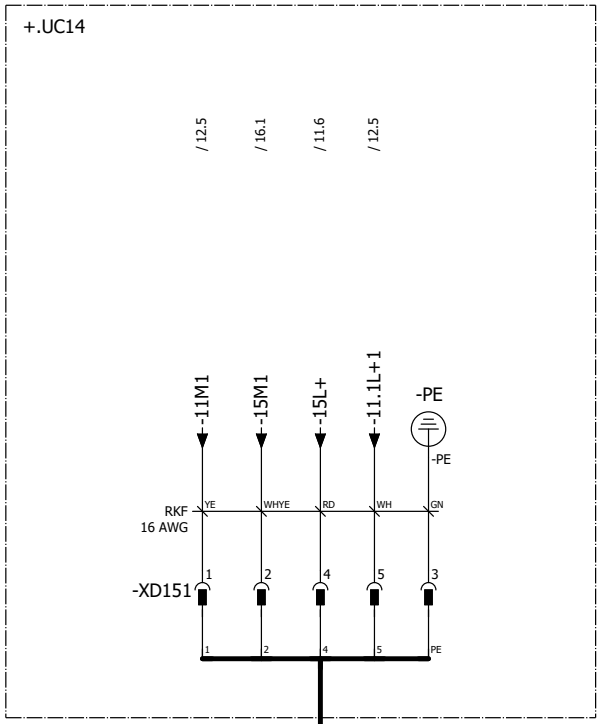

POWER IN / POWER OUT

Pin 1: 0 V UA
Pin 2: 0 V US
Pin 3: FE
Pin 4: +24 V US / 9 A
Pin 5: +24 V UA / 9 A

Pin #	WIRE	COLOR
Pin 1	-11M1	YE
Pin 2	-15M1	WHYE
Pin 3	GND	GN
Pin 4	-15L+	RD
Pin 5	-11.1L+1	WH

+V2CL1-W1
=V2CL1KF1+.CL1/10.1

			Date	12/14/2022	Volvo Trucks North America	Valiant TMS	24VDC Switched Power 1	Drawing name: =2V06&EFS_EL	= V2WC4
			Ed.	MKLEPADLO					+ V2UC14
			Appr		P6700 Rear Wall - Cell 2V06			Document type: EFS	Project nr: 22-16148
Modification	Date	Name	Original		Replacement of	Replaced by	Scale 1:1		Page 20 / 1460

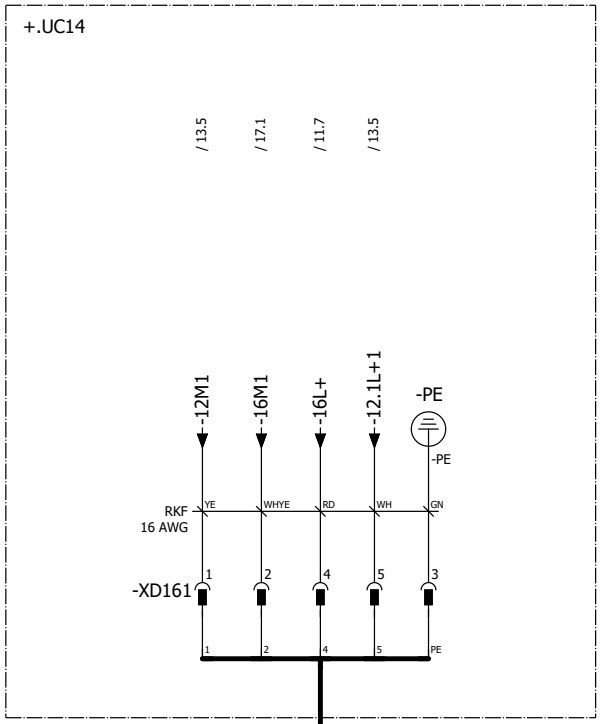

POWER IN / POWER OUT

Pin 1: 0 V UA
Pin 2: 0 V US
Pin 3: FE
Pin 4: +24 V US / 9 A
Pin 5: +24 V UA / 9 A

Pin #	WIRE	COLOR
Pin 1	-12M1	YE
Pin 2	-16M1	WHYE
Pin 3	GND	GN
Pin 4	-16L+	RD
Pin 5	-12.1L+1	WH

+.U35U01-KF1.X01
=V2U35U01KF1+.U35U01/10.1

20

22

			Date	12/14/2022	Volvo Trucks North America		Valiant TMS	24VDC Switched Power 2	Drawing name: =2V06&EFS_EL	= V2WC4
			Ed.	MKLEPADLO						+ V2UC14
			Appr		P6700 Rear Wall - Cell 2V06				Document type: EFS	Project nr: 22-16148
Modification	Date	Name	Original		Replacement of	Replaced by	Scale 1:1			Page 21 / 1460

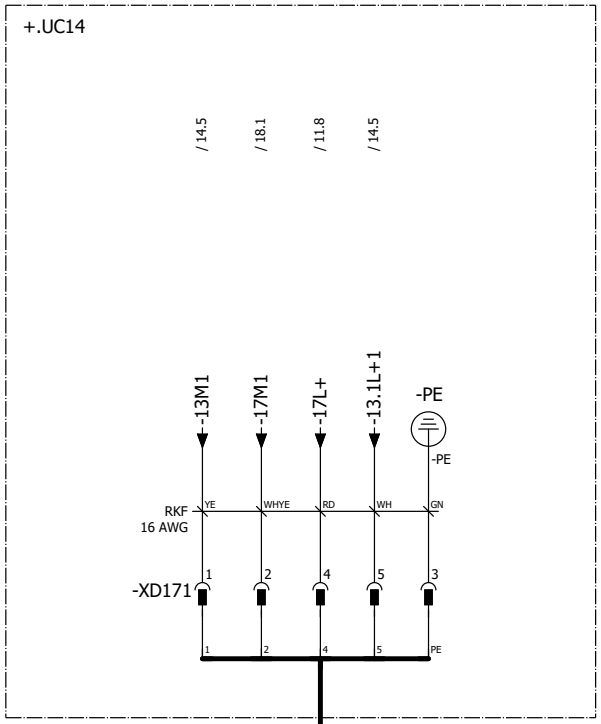

POWER IN / POWER OUT

Pin 1: 0 V UA
Pin 2: 0 V US
Pin 3: FE
Pin 4: +24 V US / 9 A
Pin 5: +24 V UA / 9 A

Pin #	WIRE	COLOR
Pin 1	-13M1	YE
Pin 2	-17M1	WHYE
Pin 3	GND	GN
Pin 4	-17L+	RD
Pin 5	-13.1L+1	WH

+.WR1-KF1.X01
=V2WR1KF1+.WR1/1.1

21

23

			Date	12/14/2022	Volvo Trucks North America	Valiant TMS	24VDC Switched Power 3	Drawing name: =2V06&EFS_EL	= V2WC4	
			Ed.	MKLEPADLO					+ V2UC14	
			Appr		P6700 Rear Wall - Cell 2V06			Document type: EFS	Project nr: 22-16148	Page 22
Modification	Date	Name	Original		Replacement of / Replaced by	Scale 1:1				1460

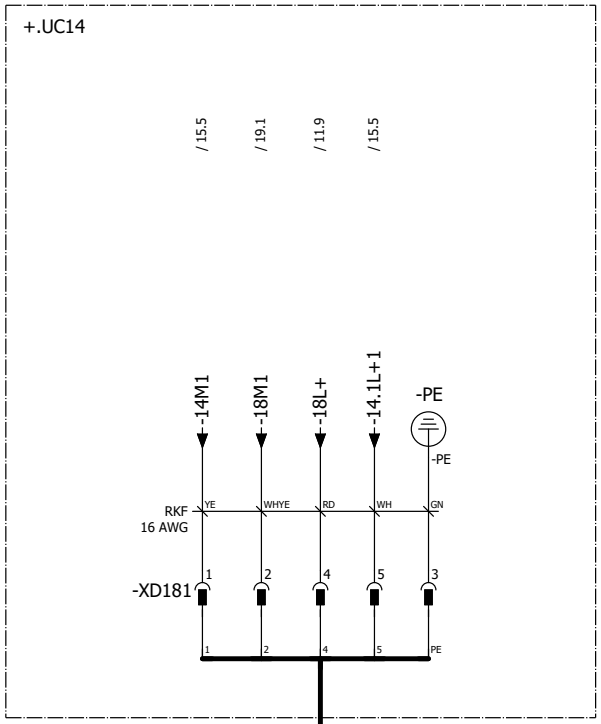

POWER IN / POWER OUT

Pin 1: 0 V UA
Pin 2: 0 V US
Pin 3: FE
Pin 4: +24 V US / 9 A
Pin 5: +24 V UA / 9 A

Pin #	WIRE	COLOR
Pin 1	-14M1	YE
Pin 2	-18M1	WHYE
Pin 3	GND	GN
Pin 4	-18L+	RD
Pin 5	-14.1L+1	WH

+V1AR42UR41-KF1.X01
=V1AR42UR41KF1+V1AR42UR41/1.1

			Date	12/14/2022	Volvo Trucks North America	Valiant TMS	24VDC Switched Power 4	Drawing name: =2V06&EFS_EL	= V2WC4
			Ed.	MKLEPADLO					+ V2UC14
			Appr		P6700 Rear Wall - Cell 2V06			Document type: EFS	Project nr: 22-16148 Page 23
Modification	Date	Name	Original		Replacement of / Replaced by	Scale 1:1			1460

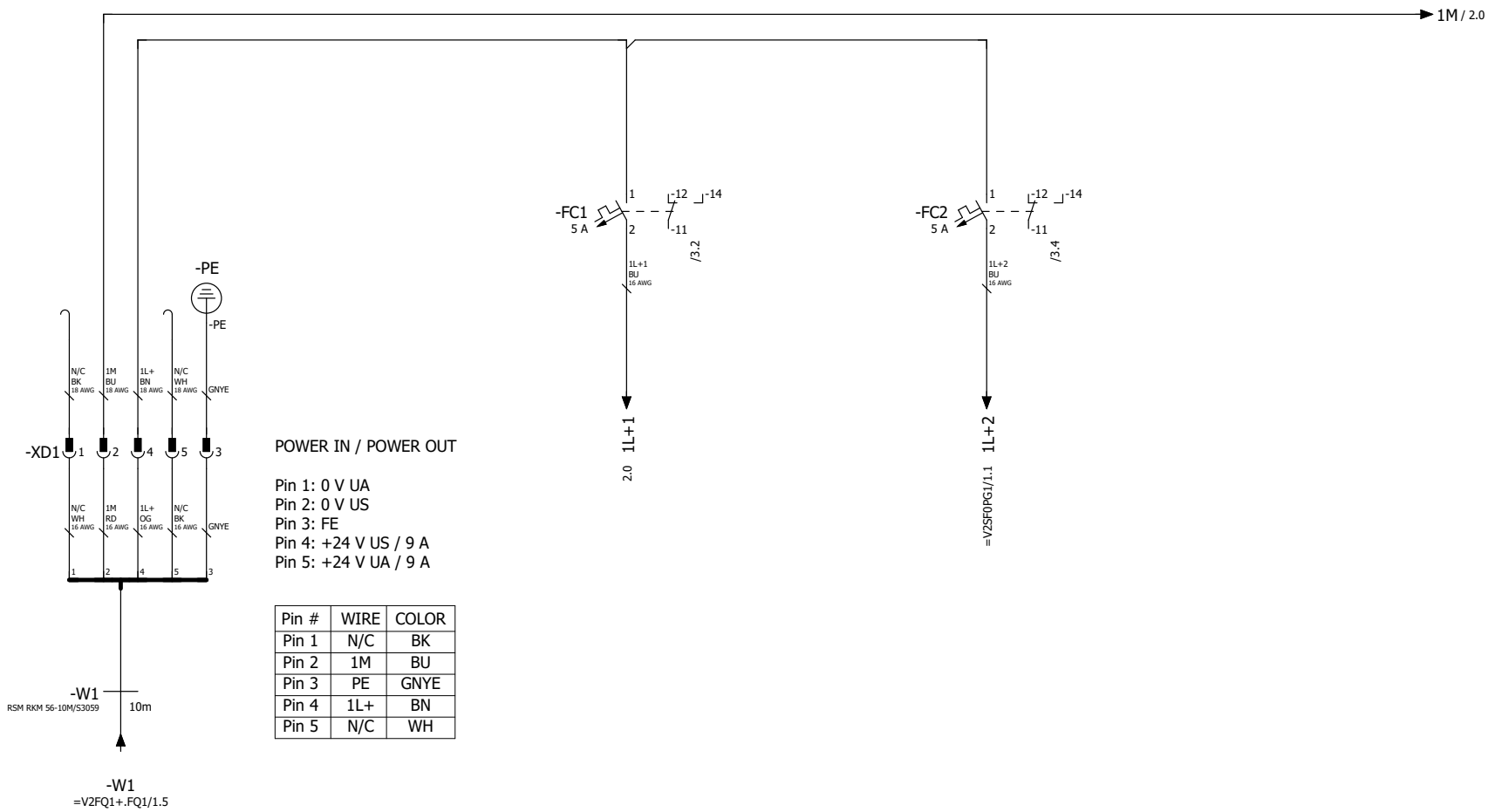

POWER IN / POWER OUT

Pin 1: 0 V UA
Pin 2: 0 V US
Pin 3: FE
Pin 4: +24 V US / 9 A
Pin 5: +24 V UA / 9 A

Pin #	WIRE	COLOR
Pin 1	N/C	BK
Pin 2	1M	BU
Pin 3	PE	GNYE
Pin 4	1L+	BN
Pin 5	N/C	WH

Power Distribution 24 VDC Display

Power Distribution 24 VDC ET200

+.UC14/23

2

			Date	12/14/2022	Volvo Trucks North America		Valiant TMS	Incomming power supply 24 VDC	Drawing name: =2V06&EFS_EL	= V2WC4	
			Ed.	MKLEPADLO						+ V2UC32	
			Appr		P6700 Rear Wall - Cell 2V06				Document type: EFS	Project nr: 22-16148	Page 1
Modification	Date	Name	Original		Replacement of	Replaced by	Scale 1:1				1460

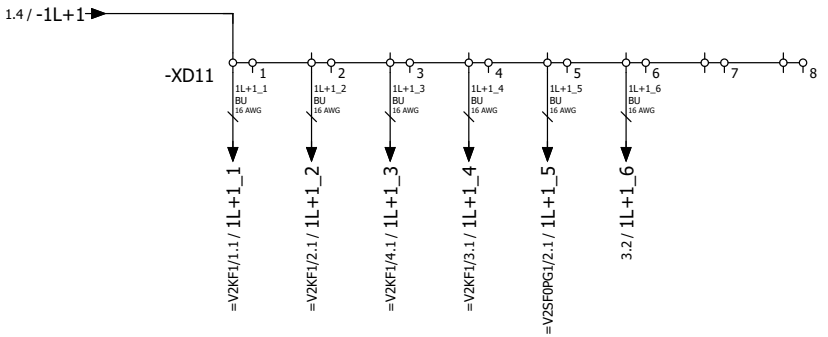

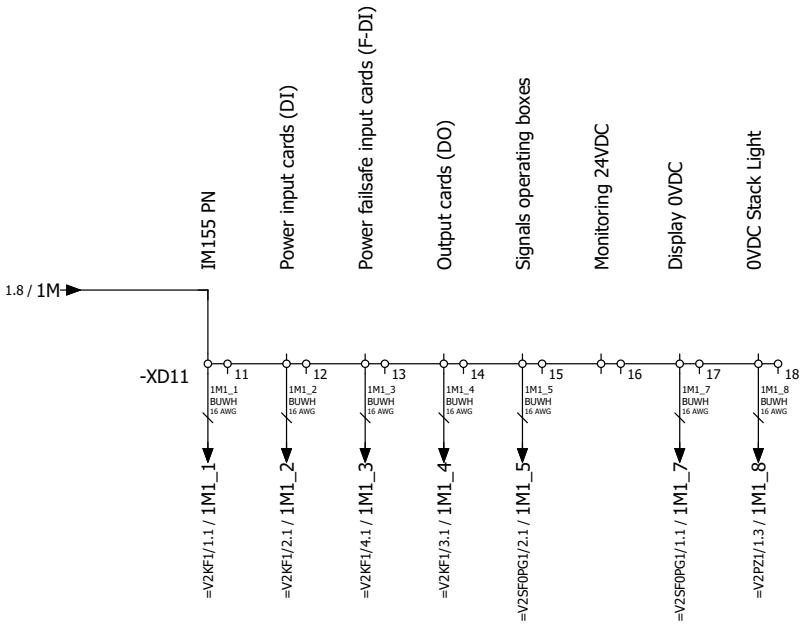

			Date	12/14/2022	Volvo Trucks North America		Valiant TMS	Power distribution 24VDC 1L+	Drawing name: =2V06&EFS_EL	= V2WC4
			Ed.	MKLEPADLO						+ V2UC32
			Appr		P6700 Rear Wall - Cell 2V06				Document type: EFS	Project nr: 22-16148 Page 2
Modification	Date	Name	Original		Replacement of	Replaced by	Scale 1:1			1460

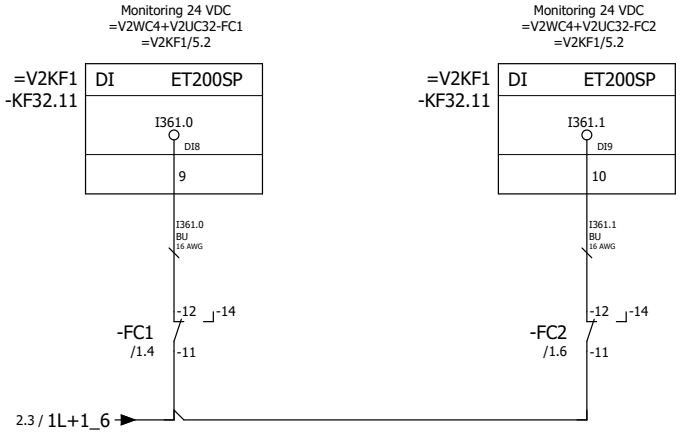

			Date	12/14/2022	Volvo Trucks North America		Valiant TMS	Monitoring 24VDC	Drawing name: =2V06&EFS_EL	= V2WC4
			Ed.	MKLEPADLO						+ V2UC32
			Appr		P6700 Rear Wall - Cell 2V06				Document type: EFS	Project nr: 22-16148
Modification	Date	Name	Original		Replacement of	Replaced by	Scale 1:1			Page 3 / 1460

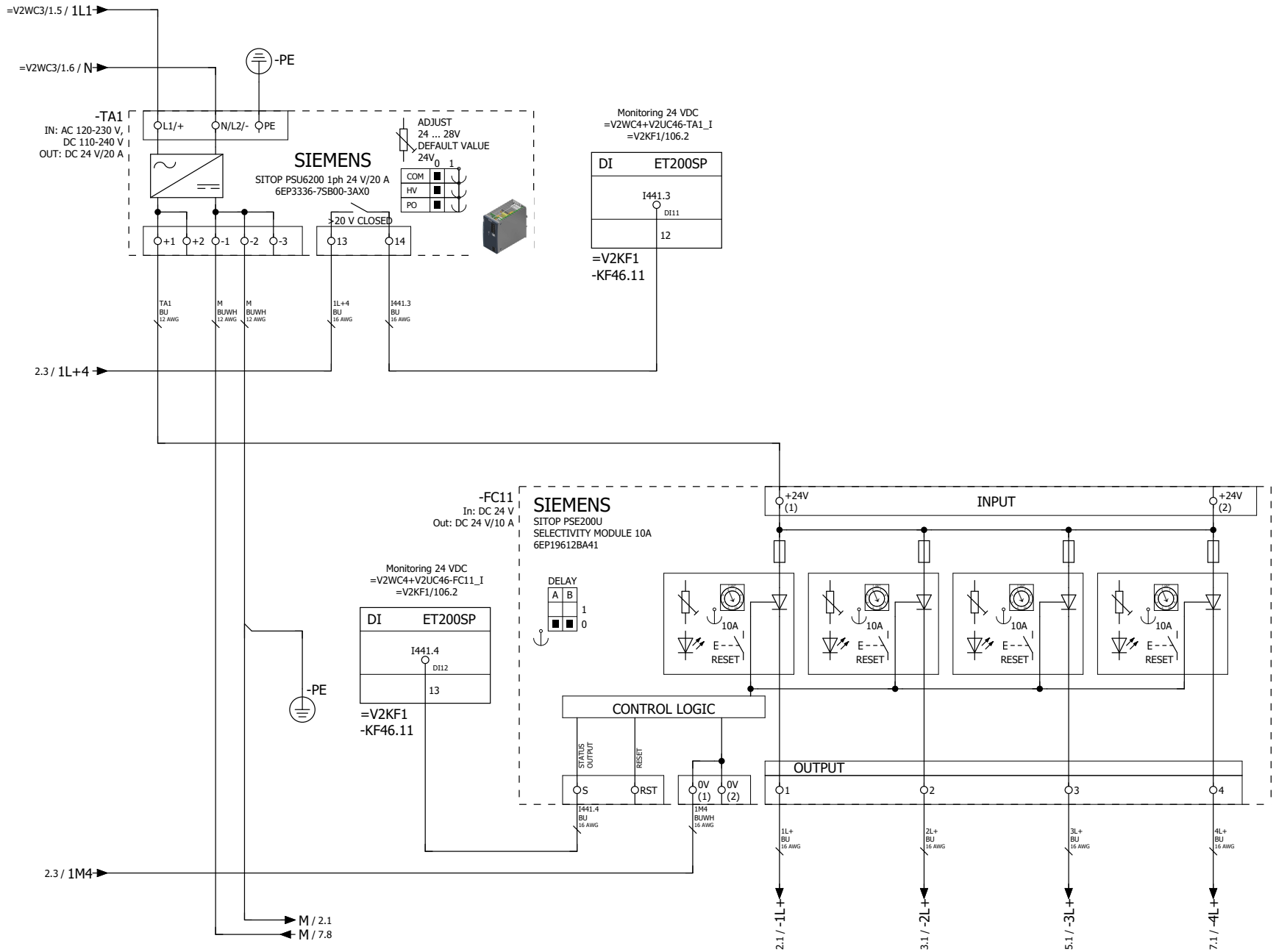

+.UC32/3

2

			Date	12/14/2022	Volvo Trucks North America	Valiant TMS	Power distribution 24VDC for Inputs	Drawing name: =2V06&EFS_EL	= V2WC4 + V2UC46
			Ed.	MKLEPADLO	P6700 Rear Wall - Cell 2V06	Scale 1:1		Document type: EFS	Project nr: 22-16148
			Appr						Page 1 / 1460
Modification	Date	Name	Original		Replacement of	Replaced by			



			Date	12/14/2022	Volvo Trucks North America		Valiant TMS	Power distribution 24VDC 1L+	Drawing name: =2V06&EFS_EL		= V2WC4
			Ed.	MKLEPADLO							+ V2UC46
			Appr		P6700 Rear Wall - Cell 2V06				Document type: EFS	Project nr: 22-16148	Page 2
Modification	Date	Name	Original		Replacement of	Replaced by	Scale 1:1				1460



			Date	12/14/2022	Volvo Trucks North America		Valiant TMS	Power distribution 24VDC 2L+	Drawing name: =2V06&EFS_EL		= V2WC4
			Ed.	MKLEPADLO							+ V2UC46
			Appr		P6700 Rear Wall - Cell 2V06				Document type: EFS	Project nr: 22-16148	Page 3
Modification	Date	Name	Original		Replacement of	Replaced by	Scale 1:1				1460

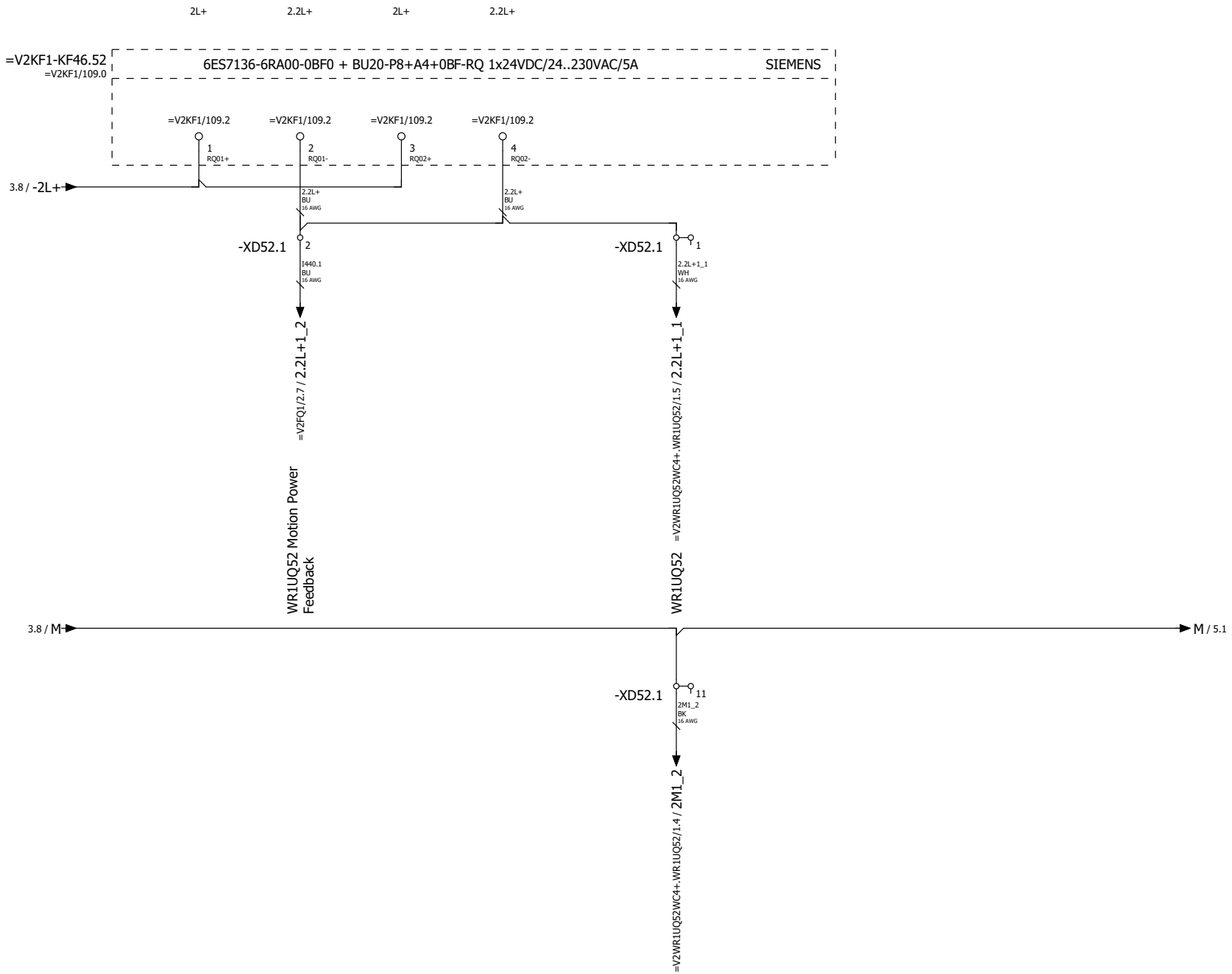

			Date	12/14/2022	Volvo Trucks North America		Valiant TMS	Power distribution 24VDC 2L+	Drawing name: =2V06&EFS_EL		= V2WC4
			Ed.	MKLEPADLO							+ V2UC46
			Appr		P6700 Rear Wall - Cell 2V06				Document type: EFS	Project nr: 22-16148	Page 4
Modification	Date	Name	Original		Replacement of	Replaced by	Scale 1:1				1460

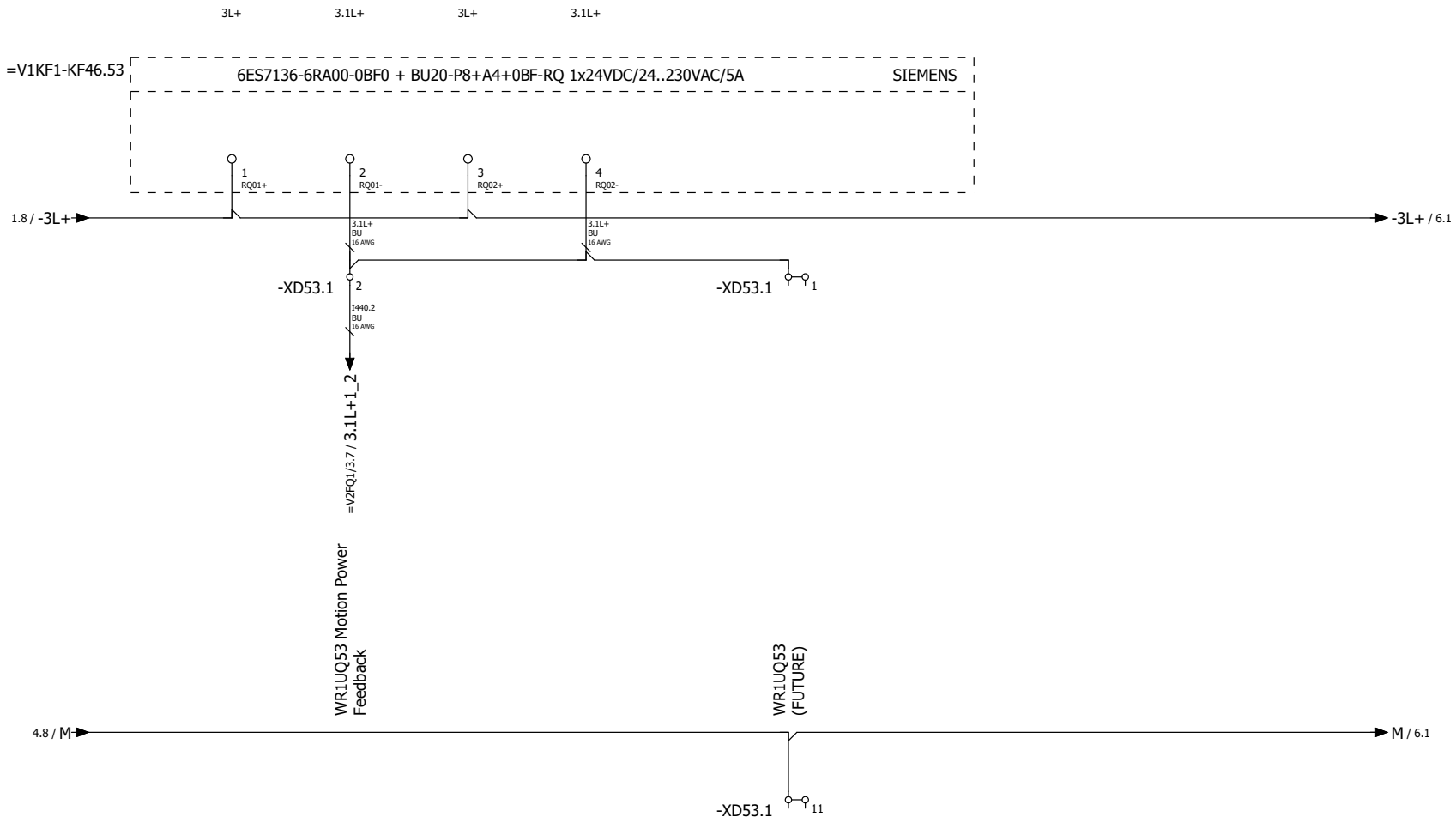

			Date	12/14/2022	Volvo Trucks North America		Valiant TMS	Power distribution 24VDC 3L+	Drawing name: =2V06&EFS_EL	= V2WC4
			Ed.	MKLEPADLO						+ V2UC46
			Appr		P6700 Rear Wall - Cell 2V06				Document type: EFS	Project nr: 22-16148
Modification	Date	Name	Original		Replacement of	Replaced by	Scale 1:1			Page 5 / 1460

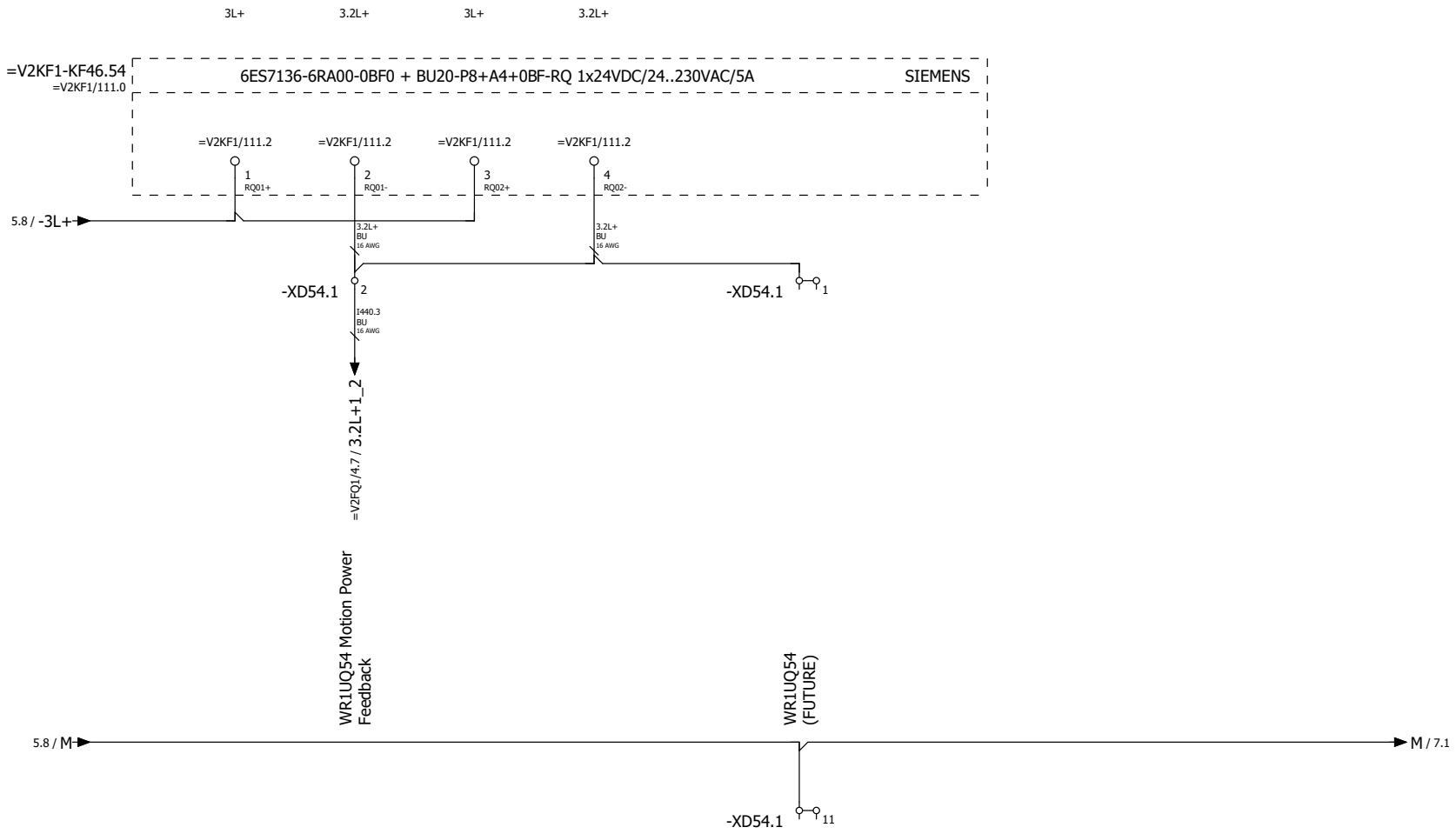

			Date	12/14/2022	Volvo Trucks North America		Valiant TMS	Power distribution 24VDC 3L+	Drawing name: =2V06&EFS_EL		= V2WC4
			Ed.	MKLEPADLO							+ V2UC46
			Appr		P6700 Rear Wall - Cell 2V06				Document type: EFS	Project nr: 22-16148	Page 6
Modification	Date	Name	Original		Replacement of	Replaced by	Scale 1:1				1460



6

=V2WR1BG0+.WR1/1

			Date	12/14/2022	Volvo Trucks North America		Valiant TMS	Power distribution 24VDC 4L+	Drawing name: =2V06&EFS_EL		= V2WC4
			Ed.	MKLEPADLO							+ V2UC46
			Appr		P6700 Rear Wall - Cell 2V06				Document type: EFS	Project nr: 22-16148	Page 7
Modification	Date	Name	Original		Replacement of	Replaced by	Scale 1:1				1460

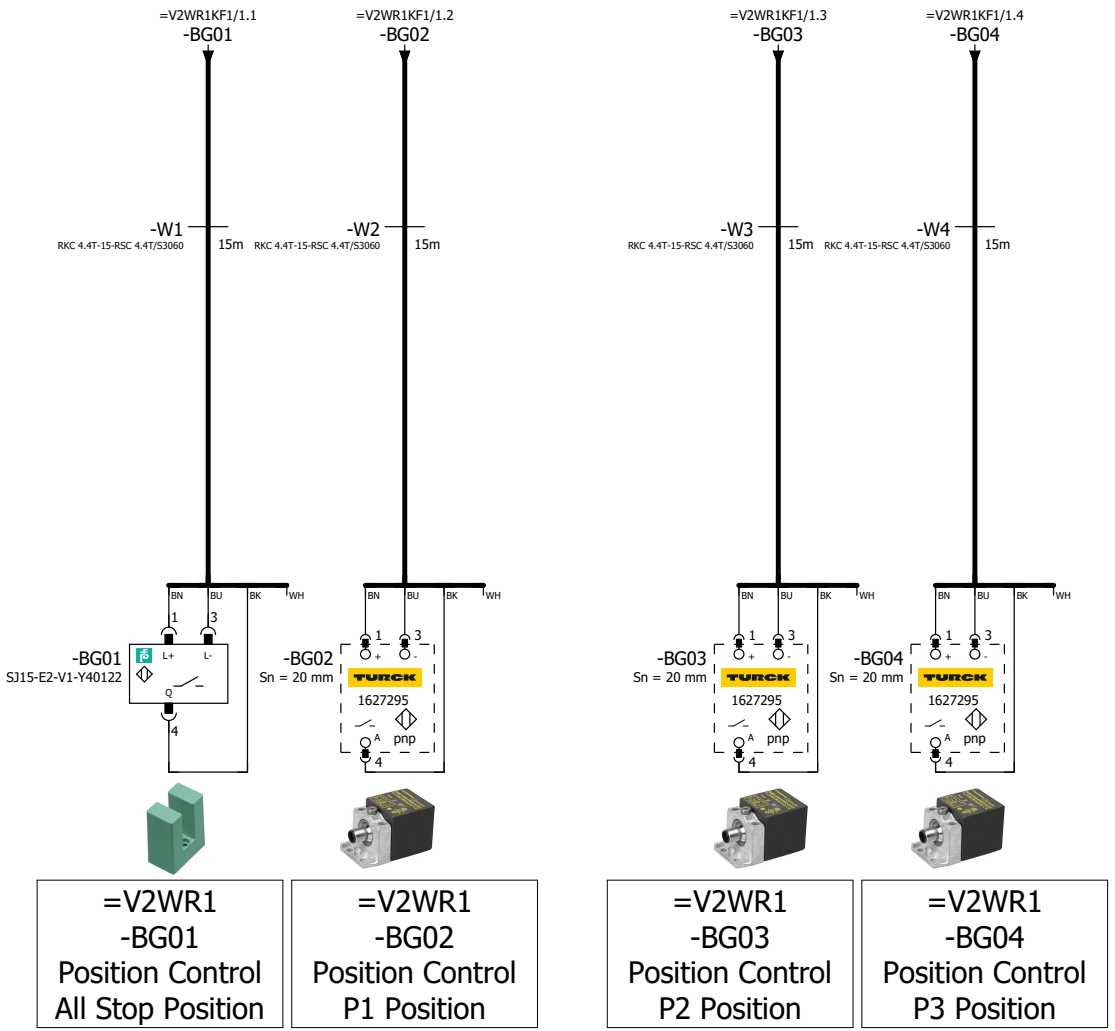

=V2WR1 -BG01 Position Control All Stop Position	=V2WR1 -BG02 Position Control P1 Position	=V2WR1 -BG03 Position Control P2 Position	=V2WR1 -BG04 Position Control P3 Position

=V2WC4+.UC46/7 =V2WR1KF1/1

			Date	12/14/2022	Volvo Trucks North America		Valiant TMS	TURNTABLE POSITION SENSORS	Drawing name: =2V06&EFS_EL	= V2WR1BG0	
			Ed.	MKLEPADLO						+ V2WR1	
			Appr		P6700 Rear Wall - Cell 2V06				Document type: EFS	Project nr: 22-16148	Page 1
Modification	Date	Name	Original		Replacement of	Replaced by	Scale 1:1				1460

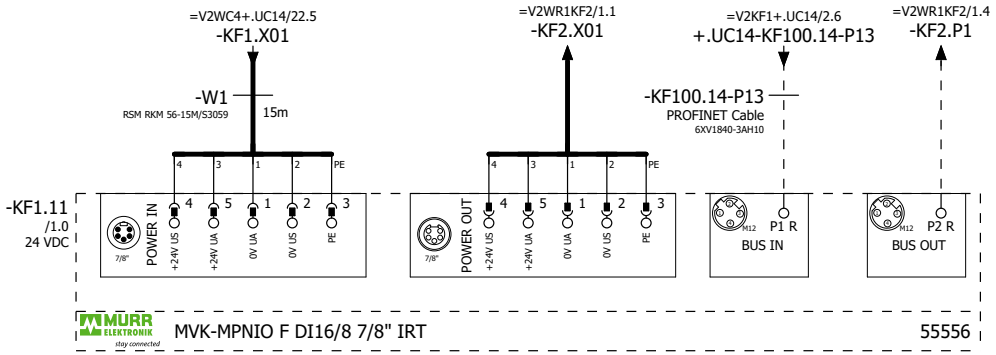

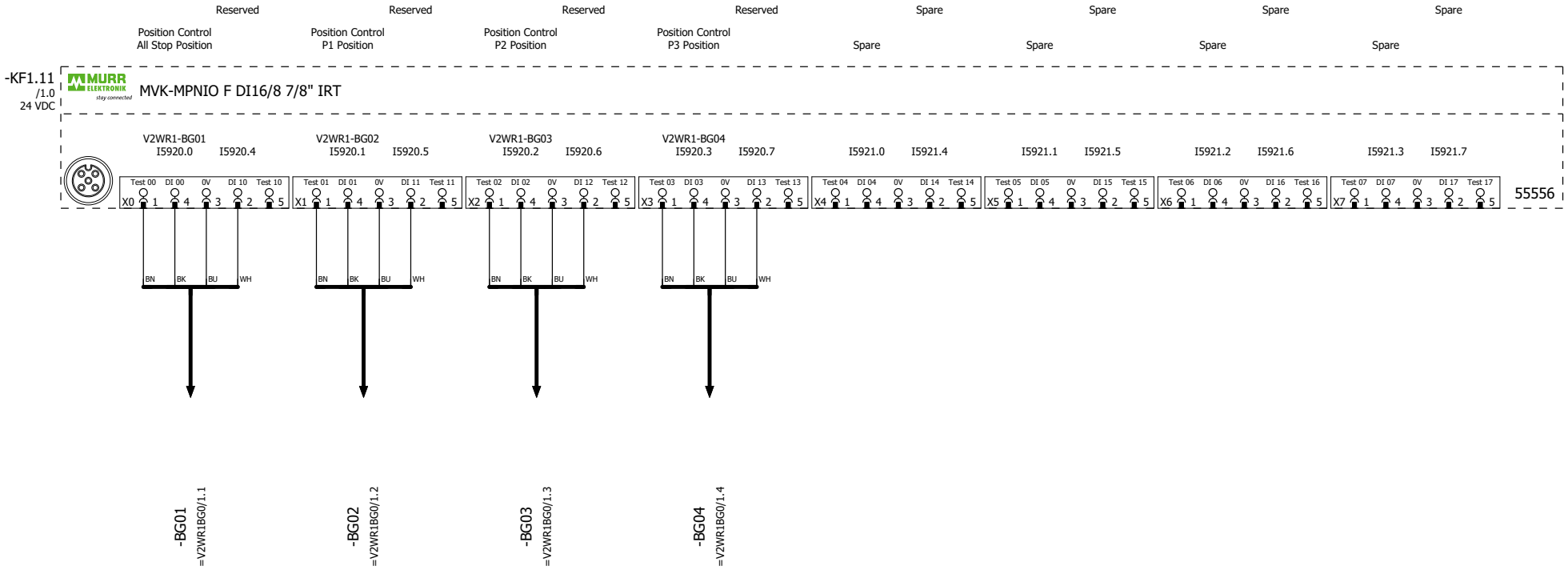

=V2WR1BG0/1 =V2WR1KF2/1

			Date	12/14/2022	Volvo Trucks North America	Valiant TMS	MURR MODULE SAFE 16 IN	Drawing name: =2V06&EFS_EL	= V2WR1KF1	
			Ed.	MKLEPADLO					+ V2WR1	
			Appr		P6700 Rear Wall - Cell 2V06			Document type: EFS	Project nr: 22-16148	Page 1
Modification	Date	Name	Original		Replacement of / Replaced by	Scale 1:1				1460

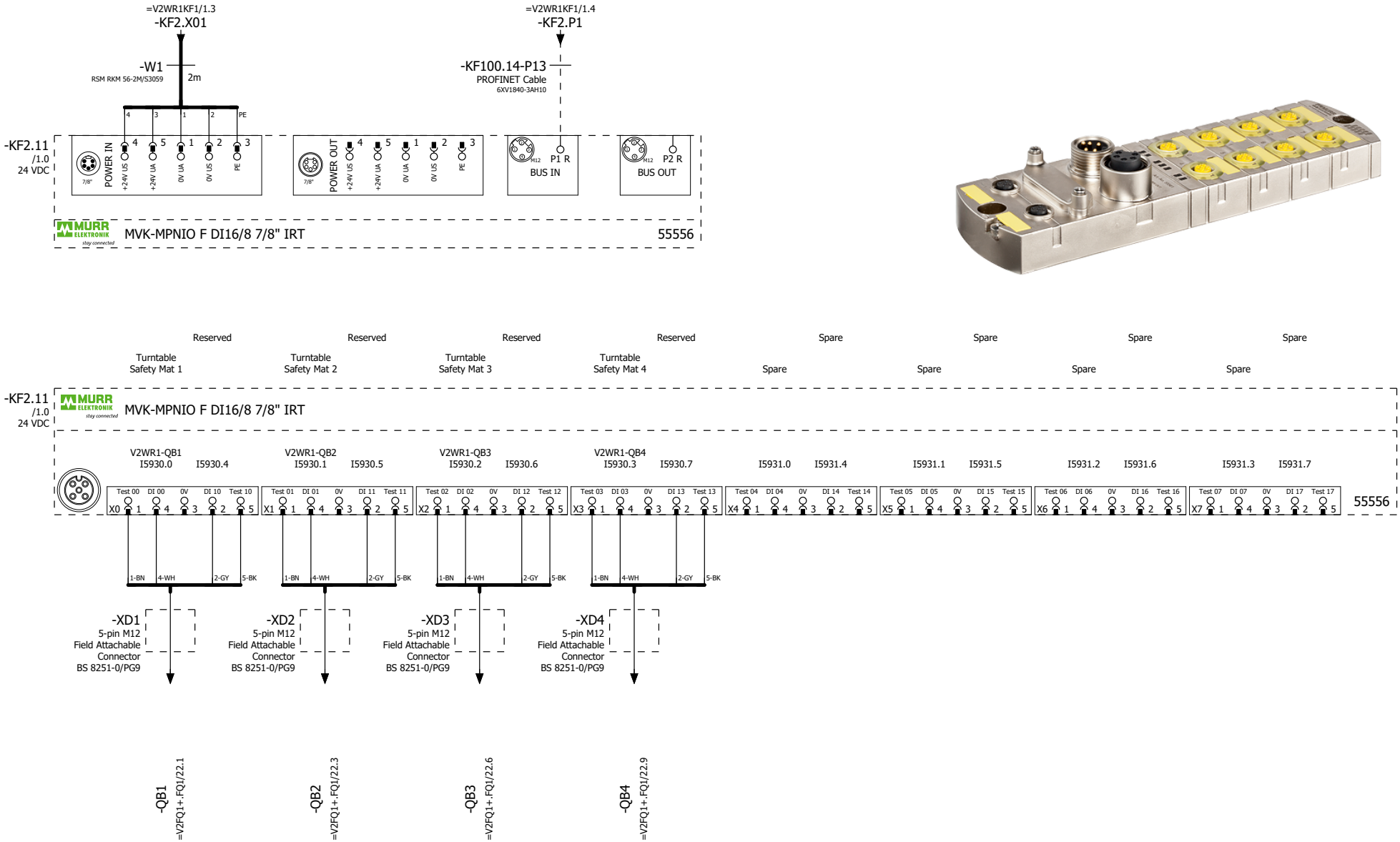

=V2WR1KF1/1

=V2WR1UQ51BG0+.WR1UQ51/1

			Date	12/14/2022	Volvo Trucks North America		Valiant TMS	MURR MODULE SAFE 16 IN	Drawing name: =2V06&EFS_EL	= V2WR1KF2
			Ed.	MKLEPADLO						+ V2WR1
			Appr		P6700 Rear Wall - Cell 2V06				Document type: EFS	Project nr: 22-16148
Modification	Date	Name	Original		Replacement of	Replaced by	Scale 1:1			Page 1 / 1460

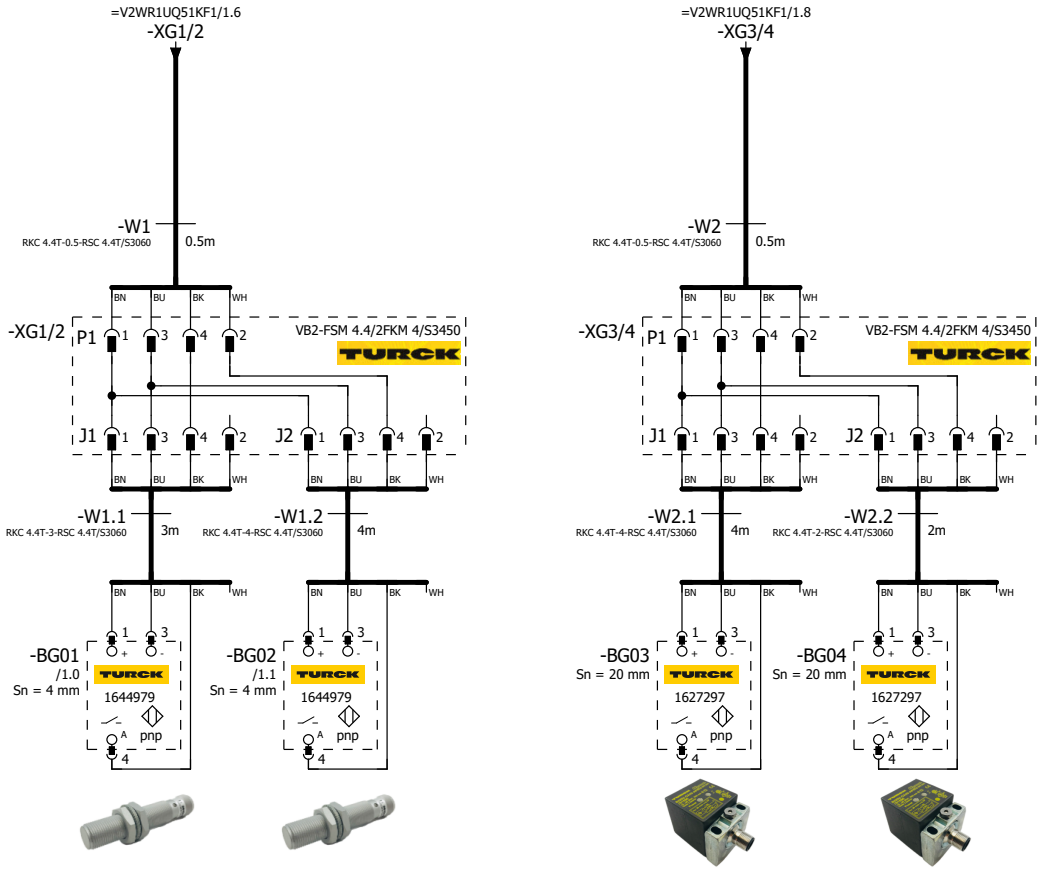

=V2WR1UQ51 -BG01 Nut Plate LH	=V2WR1UQ51 -BG02 Nut Plate LH	=V2WR1UQ51 -BG03 Rear Wall Panel	=V2WR1UQ51 -BG04 Rear Wall Panel

=V2WR1KF2+V2WR1/1

=V2WR1UQ51KF1/1

			Date	12/14/2022	Volvo Trucks North America	Valiant TMS	SENSORS	Drawing name: =2V06&EFS_EL	= V2WR1UQ51BG0	
			Ed.	MKLEPADLO					+ V2WR1UQ51	
			Appr		P6700 Rear Wall - Cell 2V06	Scale 1:1		Document type: EFS	Project nr: 22-16148	Page 1
Modification	Date	Name	Original		Replacement of	Replaced by				1460

=V2WR1UQ51WC4/1.5 / W1

=V2KF1+.UC46/102.6 / +.UC46-KF100.46-P3

-W1
TPU
RSM RKM 56-5M/S3059
5m

-KF100.46-P3
PROFINET Cable
6XV1840-3AH10
5 m

-KF1

X20 M12, 7/8" 1 2 PE 4 5
0V_VAL / OUT
0V_EL / SEN
FE
24V_EL / SEN
24V_VAL / OUT

-TP1 M12
-TP2 M12

ON
OFF
1 2 1 2

FESTO
Bus node + Interlinking block
548755 + 550208

-KF1.11

FESTO
CPX-M-AB-8-M12X2-5POL
549335

I2150.0	DI 0 X1:4	V2WR1UQ51UQ1.1-BGR	Clamps 1 (RESET)
I2150.1	DI 1 X1:2	V2WR1UQ51UQ1.1-BGS	Clamps 1 (SET)
I2150.2	DI 2 X2:4	V2WR1UQ51UQ2.1.-BGR	Clamps 2 (RESET)
I2150.3	DI 3 X2:2	V2WR1UQ51UQ2.1-BGS	Clamps 2 (SET)
I2150.4	DI 4 X3:4	V2WR1UQ51UQ2.2-BGR	Clamps 2 (RESET)
I2150.5	DI 5 X3:2	V2WR1UQ51UQ2.2-BGS	Clamps 2 (SET)
I2150.6	DI 6 X4:4	V2WR1UQ51UQ2.3-BGR	Clamps 2 (RESET)
I2150.7	DI 7 X4:2	V2WR1UQ51UQ2.3-BGS	Clamps 2 (SET)
I2151.0	DI 8 X5:4	V2WR1UQ51UQ2.4-BGR	Clamps 2 (RESET)
I2151.1	DI 9 X5:2	V2WR1UQ51UQ2.4-BGS	Clamps 2 (SET)
I2151.2	DI 10 X6:4	V2WR1UQ51-BG01	Nut Plate LH
I2151.3	DI 11 X6:2	V2WR1UQ51-BG02	Nut Plate LH
I2151.4	DI 12 X7:4	V2WR1UQ51-BG03	Rear Wall Panel
I2151.5	DI 13 X7:2	V2WR1UQ51-BG04	Rear Wall Panel
I2151.6	DI 14 X8:4	I2151.6	Spare
I2151.7	DI 15 X8:2	I2151.7	Spare

X1 M12 24V DI 1 0V DI 0 FE
X2 M12 24V DI 3 0V DI 2 FE
X3 M12 24V DI 5 0V DI 4 FE
X4 M12 24V DI 7 0V DI 6 FE
X5 M12 24V DI 9 0V DI 8 FE
X6 M12 24V DI 11 0V DI 10 FE
X7 M12 24V DI 13 0V DI 12 FE
X8 M12 24V DI 15 0V DI 14 FE

1 2 3 4 5
BN WH BU BK

+.WR1UQ51UQ1.1-W1
=V2WR1UQ51UQ1+.WR1UQ51UQ1/1.1

+.WR1UQ51UQ2.1-W1
=V2WR1UQ51UQ2+.WR1UQ51UQ2/1.1

+.WR1UQ51UQ2.2-W1
=V2WR1UQ51UQ2+.WR1UQ51UQ2/1.2

+.WR1UQ51UQ2.3-W1
=V2WR1UQ51UQ2+.WR1UQ51UQ2/1.4

+.WR1UQ51UQ2.4-W1
=V2WR1UQ51UQ2+.WR1UQ51UQ2/1.5

-XG1/2
=V2WR1UQ51BG0/1.1

-XG3/4
=V2WR1UQ51BG0/1.4

=V2WR1UQ51BG0/1

2

			Date	12/14/2022	Volvo Trucks North America		Valiant TMS	CONNECTING MOD. FOR VTSA MANIFOLD	Drawing name: =2V06&EFS_EL	= V2WR1UQ51KF1	
			Ed.	MKLEPADLO						+ V2WR1UQ51	
			Appr		P6700 Rear Wall - Cell 2V06		Scale 1:1		Document type: EFS	Project nr: 22-16148	Page 1
Modification	Date	Name	Original		Replacement of	Replaced by					1460

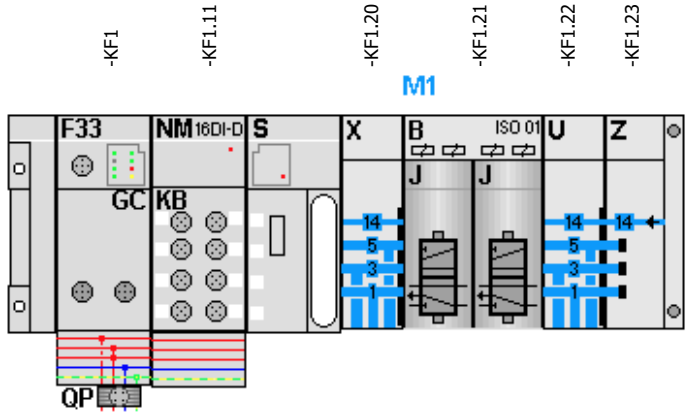

+.WR1UQ51-KF1.21
=V2WR1UQ51UQ1+.WR1UQ51UQ1/1.3
=V2WR1UQ51UQ2+.WR1UQ51UQ2/1.3

FESTO

=V2WR1UQ51UQ1+.WR1UQ51UQ1/1.4	Q2150.0 DO 0 1.1	-QN1.1_Q	Clamps 1 (RST)
=V2WR1UQ51UQ1+.WR1UQ51UQ1/1.4	Q2150.1 DO 1 1.2	-QN1.2_Q	Clamps 1 (SET)
=V2WR1UQ51UQ2+.WR1UQ51UQ2/1.4	Q2150.2 DO 2 2.1	-QN2.1_Q	Clamps 2 (RST)
=V2WR1UQ51UQ2+.WR1UQ51UQ2/1.4	Q2150.3 DO 3 2.2	-QN2.2_Q	Clamps 2 (SET)

1

=V2WR1UQ51UQ1+.WR1UQ51UQ1/1

			Date	12/14/2022	Volvo Trucks North America		Valiant TMS	CONNECTING MOD. FOR FESTO DQ	Drawing name: =2V06&EFS_EL	= V2WR1UQ51KF1
			Ed.	MKLEPADLO						+ V2WR1UQ51
			Appr		P6700 Rear Wall - Cell 2V06				Document type: EFS	Project nr: 22-16148
Modification	Date	Name	Original		Replacement of	Replaced by	Scale 1:1			Page 2 / 1460

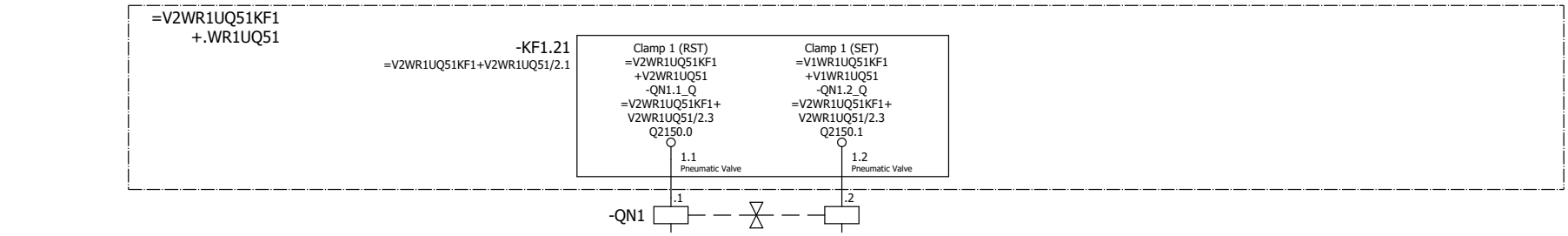

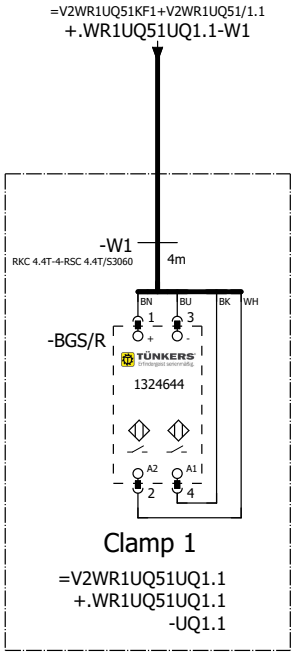

=V2WR1UQ51
-UQ1.1-BGS/R
Clamp 1

=V2WR1UQ51KF1+V2WR1UQ51/2

=V2WR1UQ51UQ2+.WR1UQ51UQ2/1

			Date	12/14/2022	Volvo Trucks North America	Valiant TMS	FESTO DQ CONNECTION QN1	Drawing name: =2V06&EFS_EL	= V2WR1UQ51UQ1	
			Ed.	MKLEPADLO					+ V2WR1UQ51UQ1	
			Appr		P6700 Rear Wall - Cell 2V06			Document type: EFS	Project nr: 22-16148	Page 1
Modification	Date	Name	Original		Replacement of	Replaced by	Scale 1:1			1460

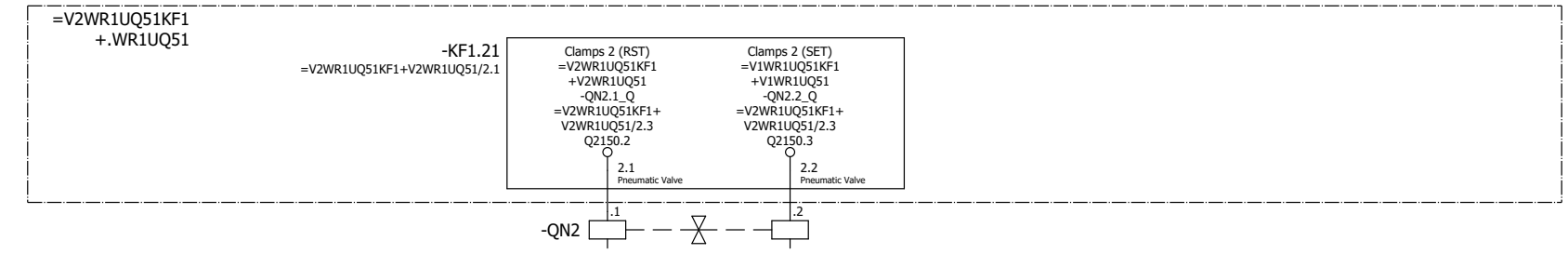

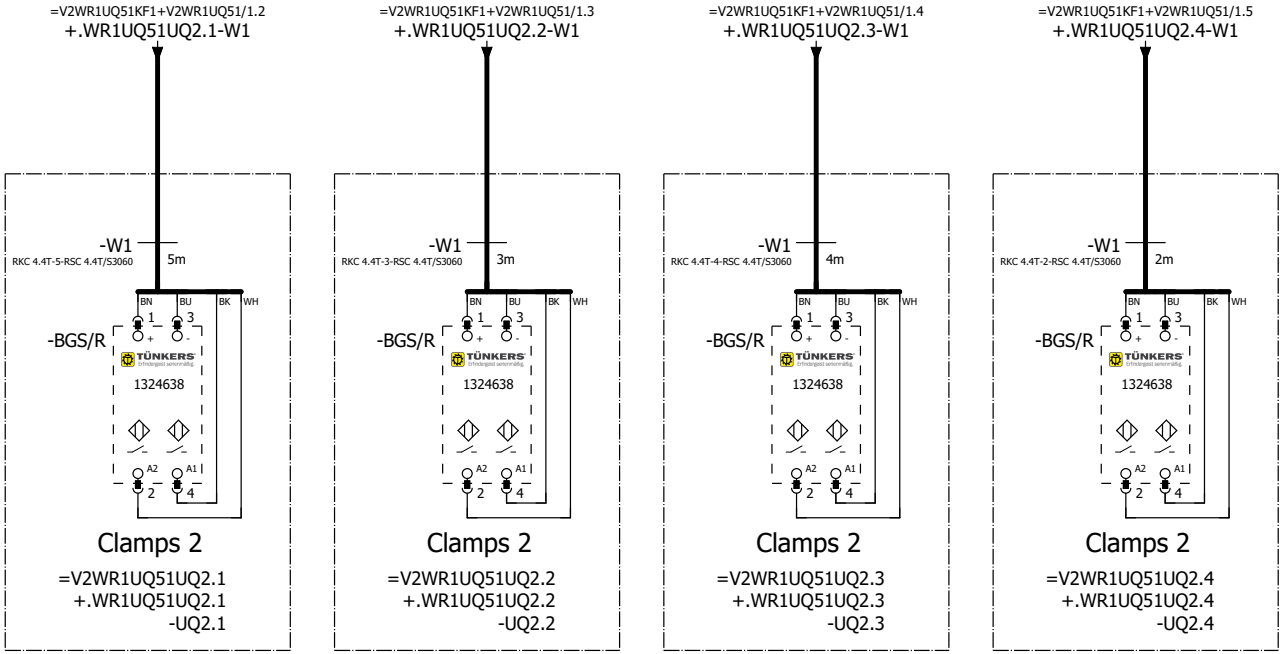

=V2WR1UQ51 -UQ2.1-BGS/R Clamps 2	=V2WR1UQ51 -UQ2.2-BGS/R Clamps 2	=V2WR1UQ51 -UQ2.3-BGS/R Clamps 2	=V2WR1UQ51 -UQ2.4-BGS/R Clamps 2

=V2WR1UQ51UQ1+.WR1UQ51UQ1/1

=V2WR1UQ51WC4+V2WR1UQ51/1

			Date	12/14/2022	Volvo Trucks North America	Valiant TMS	FESTO DQ CONNECTION QN2	Drawing name: =2V06&EFS_EL	= V2WR1UQ51UQ2	
			Ed.	MKLEPADLO					+ V2WR1UQ51UQ2	
			Appr		P6700 Rear Wall - Cell 2V06			Document type: EFS	Project nr: 22-16148	Page 1
Modification	Date	Name	Original		Replacement of	Replaced by	Scale 1:1			1460

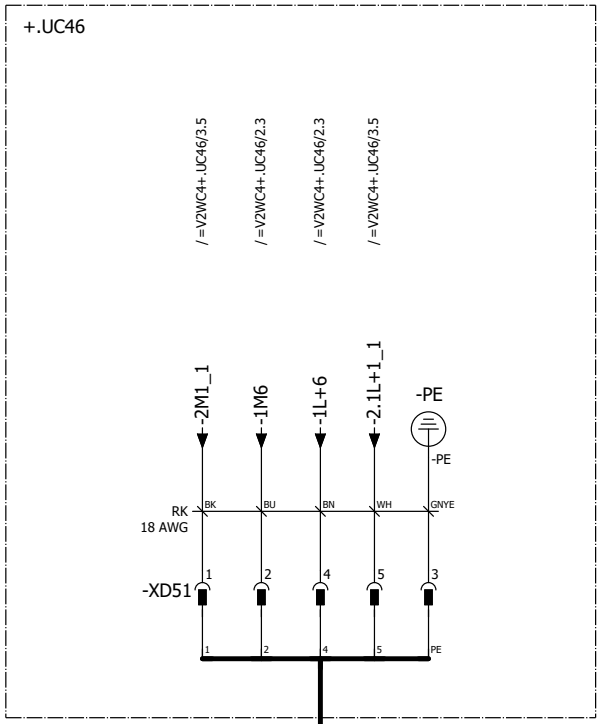

POWER IN / POWER OUT

Pin 1: 0 V UA
Pin 2: 0 V US
Pin 3: FE
Pin 4: +24 V US / 9 A
Pin 5: +24 V UA / 9 A

Pin #	WIRE	COLOR
Pin 1	2M1_1	BK
Pin 2	1M6	BU
Pin 3	PE	GNYE
Pin 4	1L+6	BN
Pin 5	2.1L+1_1	WH

=V2WR1UQ51UQ2+.WR1UQ51UQ2/1

=V2WR1UQ52BG0+.WR1UQ52/1

			Date	12/14/2022	Volvo Trucks North America		Valiant TMS	24VDC	Drawing name: =2V06&EFS_EL	= V2WR1UQ51WC4
			Ed.	MKLEPADLO						+ V2WR1UQ51
			Appr		P6700 Rear Wall - Cell 2V06				Document type: EFS	Project nr: 22-16148
Modification	Date	Name	Original		Replacement of	Replaced by	Scale 1:1			Page 1 / 1460

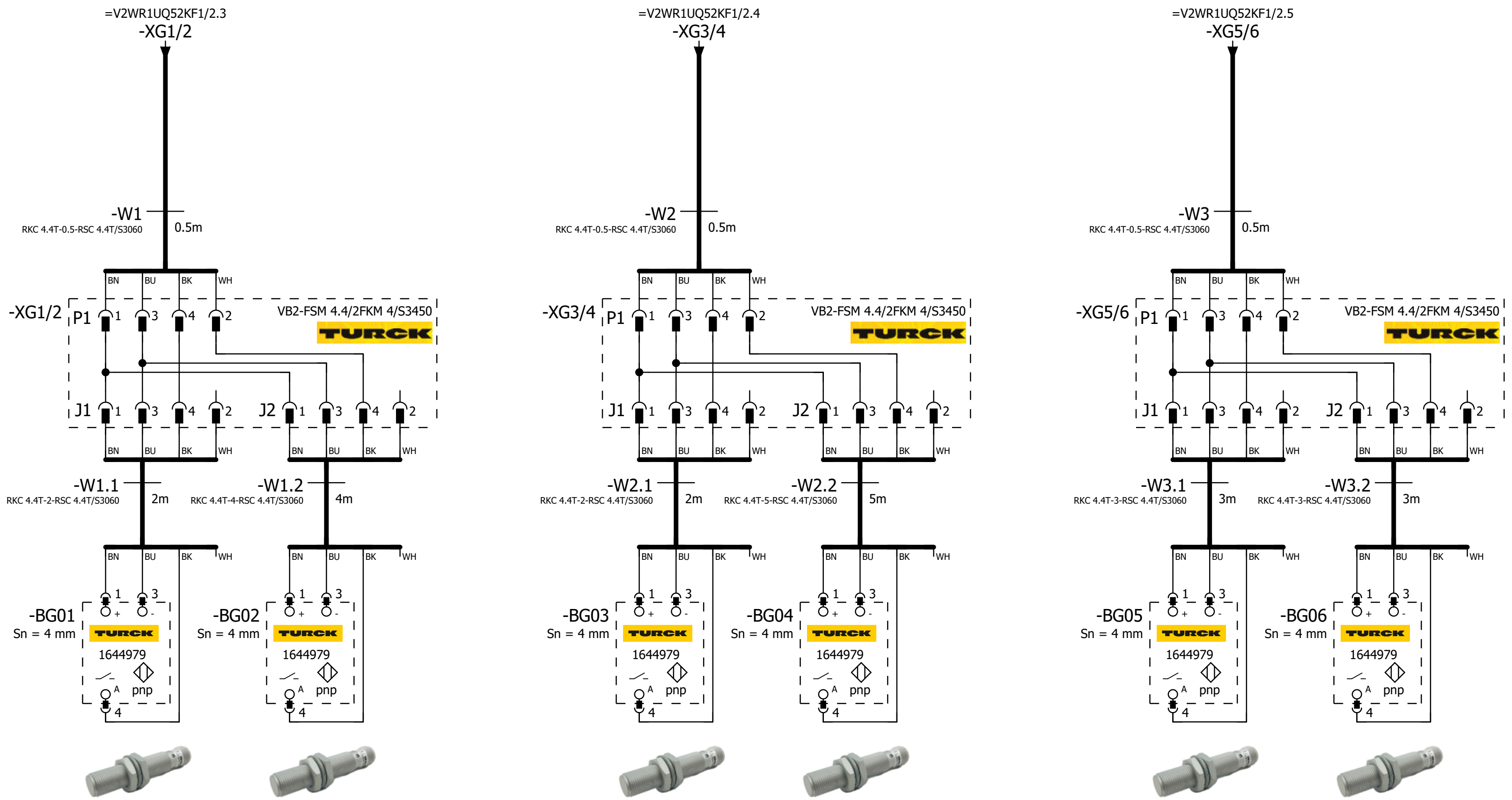

=V2WR1UQ52 -BG01 Air Duct Bracket	=V2WR1UQ52 -BG02 Air Duct Bracket	=V2WR1UQ52 -BG03 Air Duct Bracket	=V2WR1UQ52 -BG04 Air Duct Bracket	=V2WR1UQ52 -BG05 Nut Plate LH	=V2WR1UQ52 -BG06 Nut Plate LH

=V2WR1UQ51WC4+.WR1UQ51/1

2

			Date	12/14/2022	Volvo Trucks North America	Valiant TMS	SENSORS	Drawing name: =2V06&EFS_EL	= V2WR1UQ52BG0
			Ed.	MKLEPADLO					+ V2WR1UQ52
			Appr		P6700 Rear Wall - Cell 2V06			Document type: EFS	Project nr: 22-16148	Page 1
Modification	Date	Name	Original		Replacement of / Replaced by	Scale 1:1			1460

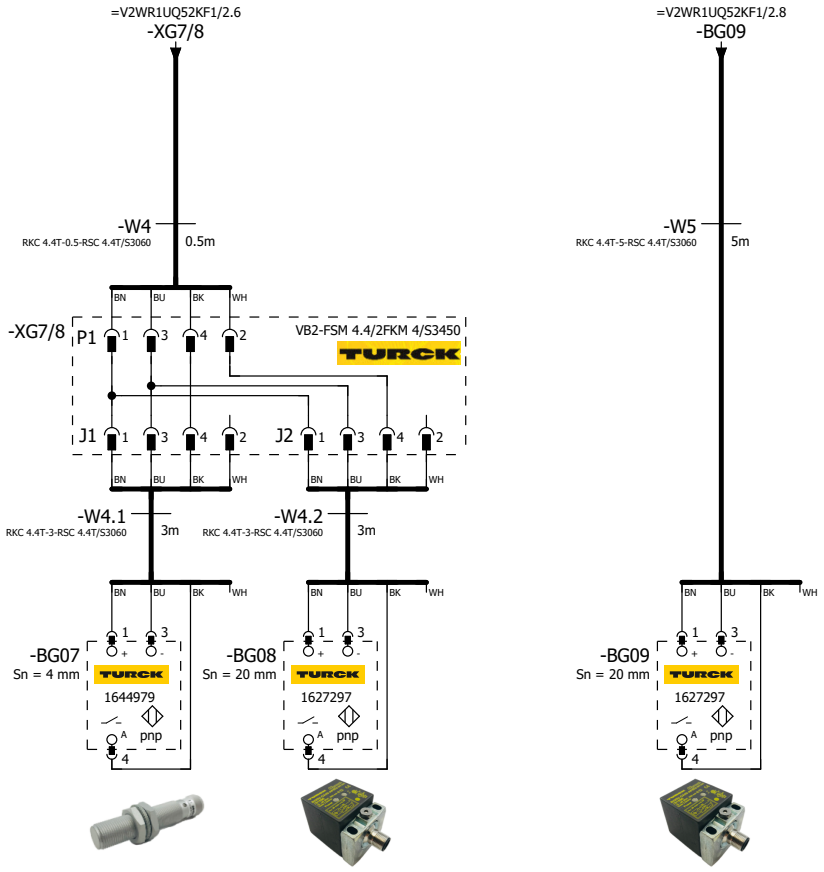

=V2WR1UQ52 -BG07 Trim Tab Bracket	=V2WR1UQ52 -BG08 Rear Wall Panel	=V2WR1UQ52 -BG09 Rear Wall Panel

1

=V2WR1UQ52KF1/1

			Date	12/14/2022	Volvo Trucks North America		Valiant TMS	SENSORS	Drawing name: =2V06&EFS_EL	= V2WR1UQ52BG0	
			Ed.	MKLEPADLO						+ V2WR1UQ52	
			Appr		P6700 Rear Wall - Cell 2V06		Scale 1:1		Document type: EFS	Project nr: 22-16148	Page 2
Modification	Date	Name	Original		Replacement of	Replaced by					1460

=V2WR1UQ52WC4/1.5 / W1

=V2KF1+.UC46/102.6 / +.UC46-KF100.46-P4

-W1
TPU
RSM RKM 56-5M/S3059
5m

-KF100.46-P3
PROFINET Cable
6XV1840-3AH10
5 m

-KF1

X20 M12, 7/8" 1 2 PE 4 5
0V_VAL / OUT
0V_EL / SEN
FE
24V_EL / SEN
24V_VAL / OUT

-TP1 M12
-TP2 M12

ON
OFF
1 2 1 2

FESTO
Bus node + Interlinking block
548755 + 550208

-KF1.11
FESTO
CPX-M-AB-8-M12X2-5POL
549335

I2175.0	DI 0 X1:4	V2WR1UQ52UQ1.1-BGR	Clamps 1 (RESET)
I2175.1	DI 1 X1:2	V2WR1UQ52UQ1.1-BGS	Clamps 1 (SET)
I2175.2	DI 2 X2:4	V2WR1UQ52UQ1.2-BGR	Clamps 1 (RESET)
I2175.3	DI 3 X2:2	V2WR1UQ52UQ1.2-BGS	Clamps 1 (SET)
I2175.4	DI 4 X3:4	V2WR1UQ52UQ1.3-BGR	Clamps 1 (RESET)
I2175.5	DI 5 X3:2	V2WR1UQ52UQ1.3-BGS	Clamps 1 (SET)
I2175.6	DI 6 X4:4	V2WR1UQ52UQ1.4-BGR	Clamps 1 (RESET)
I2175.7	DI 7 X4:2	V2WR1UQ52UQ1.4-BGS	Clamps 1 (SET)
I2176.0	DI 8 X5:4	V2WR1UQ52UQ1.5-BGR	Clamps 1 (RESET)
I2176.1	DI 9 X5:2	V2WR1UQ52UQ1.5-BGS	Clamps 1 (SET)
I2176.2	DI 10 X6:4	V2WR1UQ52UQ2.1-BGR	Clamps 2 (RESET)
I2176.3	DI 11 X6:2	V2WR1UQ52UQ2.1-BGS	Clamps 2 (SET)
I2176.4	DI 12 X7:4	V2WR1UQ52UQ2.2-BGR	Clamps 2 (RESET)
I2176.5	DI 13 X7:2	V2WR1UQ52UQ2.2-BGS	Clamps 2 (SET)
I2176.6	DI 14 X8:4	V2WR1UQ52UQ3.1-BGR	Clamps 3 (RESET)
I2176.7	DI 15 X8:2	V2WR1UQ52UQ3.1-BGS	Clamps 3 (SET)

X1 M12: 24V DI 1 0V DI 0 FE — BN WH BU BK
X2 M12: 24V DI 3 0V DI 2 FE — BN WH BU BK
X3 M12: 24V DI 5 0V DI 4 FE — BN WH BU BK
X4 M12: 24V DI 7 0V DI 6 FE — BN WH BU BK
X5 M12: 24V DI 9 0V DI 8 FE — BN WH BU BK
X6 M12: 24V DI 11 0V DI 10 FE — BN WH BU BK
X7 M12: 24V DI 13 0V DI 12 FE — BN WH BU BK
X8 M12: 24V DI 15 0V DI 14 FE — BN WH BU BK

+.WR1UQ52UQ1.1-W1
=V2WR1UQ52UQ1+.WR1UQ52UQ1/1.1

+.WR1UQ52UQ1.2-W1
=V2WR1UQ52UQ1+.WR1UQ52UQ1/1.2

+.WR1UQ52UQ1.3-W1
=V2WR1UQ52UQ1+.WR1UQ52UQ1/1.4

+.WR1UQ52UQ1.4-W1
=V2WR1UQ52UQ1+.WR1UQ52UQ1/1.5

+.WR1UQ52UQ1.5-W1
=V2WR1UQ52UQ1+.WR1UQ52UQ1/1.7

+.WR1UQ52UQ2.1-W1
=V2WR1UQ52UQ2+.WR1UQ52UQ2/1.1

+.WR1UQ52UQ2.2-W1
=V2WR1UQ52UQ2+.WR1UQ52UQ2/1.2

+.WR1UQ52UQ3.1-W1
=V2WR1UQ52UQ3+.WR1UQ52UQ3/1.1

=V2WR1UQ52BG0/2

			Date	12/14/2022	Volvo Trucks North America	Valiant TMS	CONNECTING MOD. FOR VTSA MANIFOLD	Drawing name: =2V06&EFS_EL	= V2WR1UQ52KF1
			Ed.	MKLEPADLO					+ V2WR1UQ52
			Appr		P6700 Rear Wall - Cell 2V06			Document type: EFS	Project nr: 22-16148
Modification	Date	Name	Original		Replacement of / Replaced by	Scale 1:1			Page 1 / 1460

-KF1.12

FESTO

CPX-M-AB-8-M12X2-5POL

549335

I2177.0	DI 0 X1:4	V2WR1UQ52UQ3.2-BGR	Clamps 3 (RESET)
I2177.1	DI 1 X1:2	V2WR1UQ52UQ3.2-BGS	Clamps 3 (SET)
I2177.2	DI 2 X2:4	V2WR1UQ52UQ3.3-BGR	Clamps 3 (RESET)
I2177.3	DI 3 X2:2	V2WR1UQ52UQ3.3-BGS	Clamps 3 (SET)
I2177.4	DI 4 X3:4	V2WR1UQ52-BG01	Air Duct Bracket
I2177.5	DI 5 X3:2	V2WR1UQ52-BG02	Air Duct Bracket
I2177.6	DI 6 X4:4	V2WR1UQ52-BG03	Air Duct Bracket
I2177.7	DI 7 X4:2	V2WR1UQ52-BG04	Air Duct Bracket
I2178.0	DI 8 X5:4	V2WR1UQ52-BG05	Nut Plate LH
I2178.1	DI 9 X5:2	V2WR1UQ52-BG06	Nut Plate LH
I2178.2	DI 10 X6:4	V2WR1UQ52-BG07	Trim Tab Bracket
I2178.3	DI 11 X6:2	V2WR1UQ52-BG08	Rear Wall Panel
I2178.4	DI 12 X7:4	V2WR1UQ52-BG09	Rear Wall Panel
I2178.5	DI 13 X7:2	I2178.5	Spare
I2178.6	DI 14 X8:4	I2178.6	Spare
I2178.7	DI 15 X8:2	I2178.7	Spare

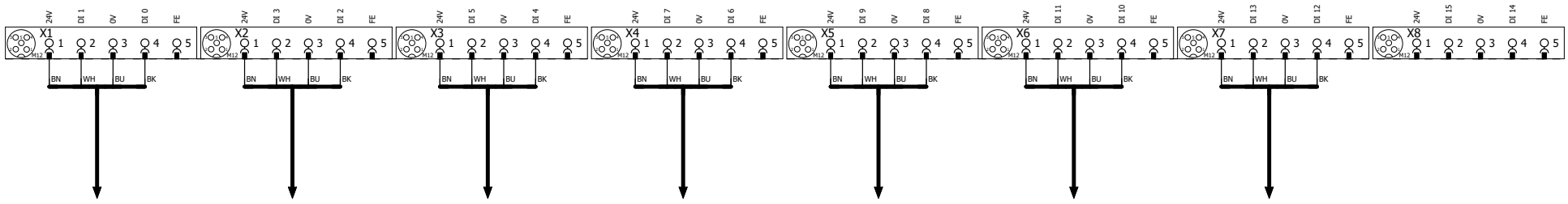

+.WR1UQ52UQ3.2-W1
=V2WR1UQ52UQ3+.WR1UQ52UQ3/1.2

+.WR1UQ52UQ3.3-W1
=V2WR1UQ52UQ3+.WR1UQ52UQ3/1.4

-XG1/2
=V2WR1UQ52BG0/1.1

-XG3/4
=V2WR1UQ52BG0/1.4

-XG5/6
=V2WR1UQ52BG0/1.6

-XG7/8
=V2WR1UQ52BG0/2.1

-BG09
=V2WR1UQ52BG0/2.3

1 3

			Date	12/14/2022	Volvo Trucks North America	Valiant TMS	I/O MOD. DI16 (8 x M12) FOR VTSA-F	Drawing name: =2V06&EFS_EL	= V2WR1UQ52KF1
			Ed.	MKLEPADLO					+ V2WR1UQ52
			Appr		P6700 Rear Wall - Cell 2V06			Document type: EFS	Project nr: 22-16148
Modification	Date	Name	Original		Replacement of	Replaced by	Scale 1:1		Page 2 / 1460

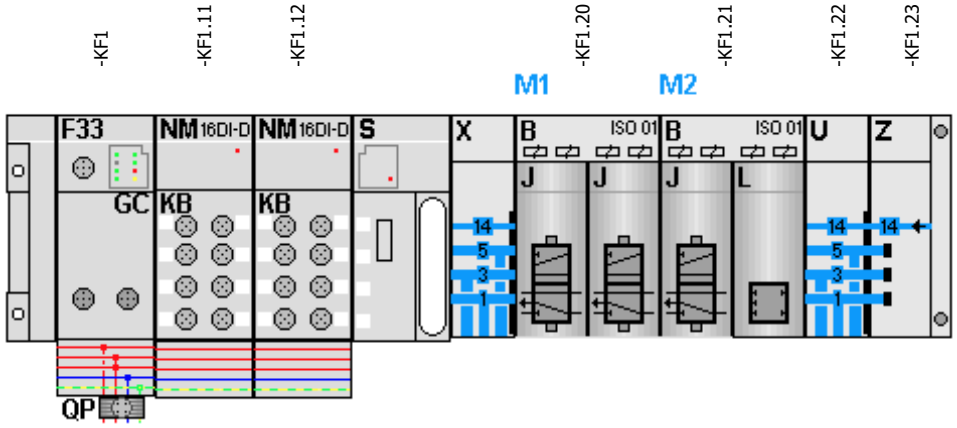

-KF1.21
=V2WR1UQ52UQ1+.WR1UQ52UQ1/1.3
=V2WR1UQ52UQ2+.WR1UQ52UQ2/1.3

FESTO

=V2WR1UQ52UQ1+.WR1UQ52UQ1/1.4	Q2175.0 DO 0 1.1	-QN1.1_Q	Clamps 1 (RST)
=V2WR1UQ52UQ1+.WR1UQ52UQ1/1.4	Q2175.1 DO 1 1.2	-QN1.2_Q	Clamps 1 (SET)
=V2WR1UQ52UQ2+.WR1UQ52UQ2/1.4	Q2175.2 DO 2 2.1	-QN2.1_Q	Clamps 2 (RST)
=V2WR1UQ52UQ2+.WR1UQ52UQ2/1.4	Q2175.3 DO 3 2.2	-QN2.2_Q	Clamps 2 (SET)

-KF1.22
=V2WR1UQ52UQ3+.WR1UQ52UQ3/1.3

FESTO

=V2WR1UQ52UQ3+.WR1UQ52UQ3/1.4	Q2175.4 DO 0 1.1	-QN3.1_Q	Clamps 3 (RST)
=V2WR1UQ52UQ3+.WR1UQ52UQ3/1.4	Q2175.5 DO 1 1.2	-QN3.2_Q	Clamps 3 (SET)
	Q2175.6 DO 2 2.1	-QN4.1_Q	Spare
	Q2175.7 DO 3 2.2	-QN4.2_Q	Spare

=V2WR1UQ52UQ1+.WR1UQ52UQ1/1

			Date	12/14/2022	Volvo Trucks North America	Valiant TMS	CONNECTING MOD. FOR FESTO DQ	Drawing name: =2V06&EFS_EL	= V2WR1UQ52KF1
			Ed.	MKLEPADLO					+ V2WR1UQ52
			Appr		P6700 Rear Wall - Cell 2V06	Scale 1:1		Document type: EFS	Project nr: 22-16148
Modification	Date	Name	Original		Replacement of / Replaced by				Page 3 / 1460

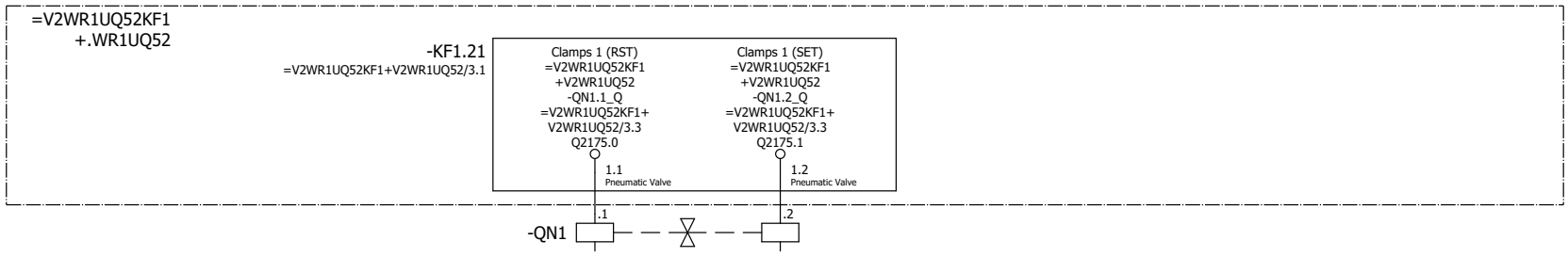

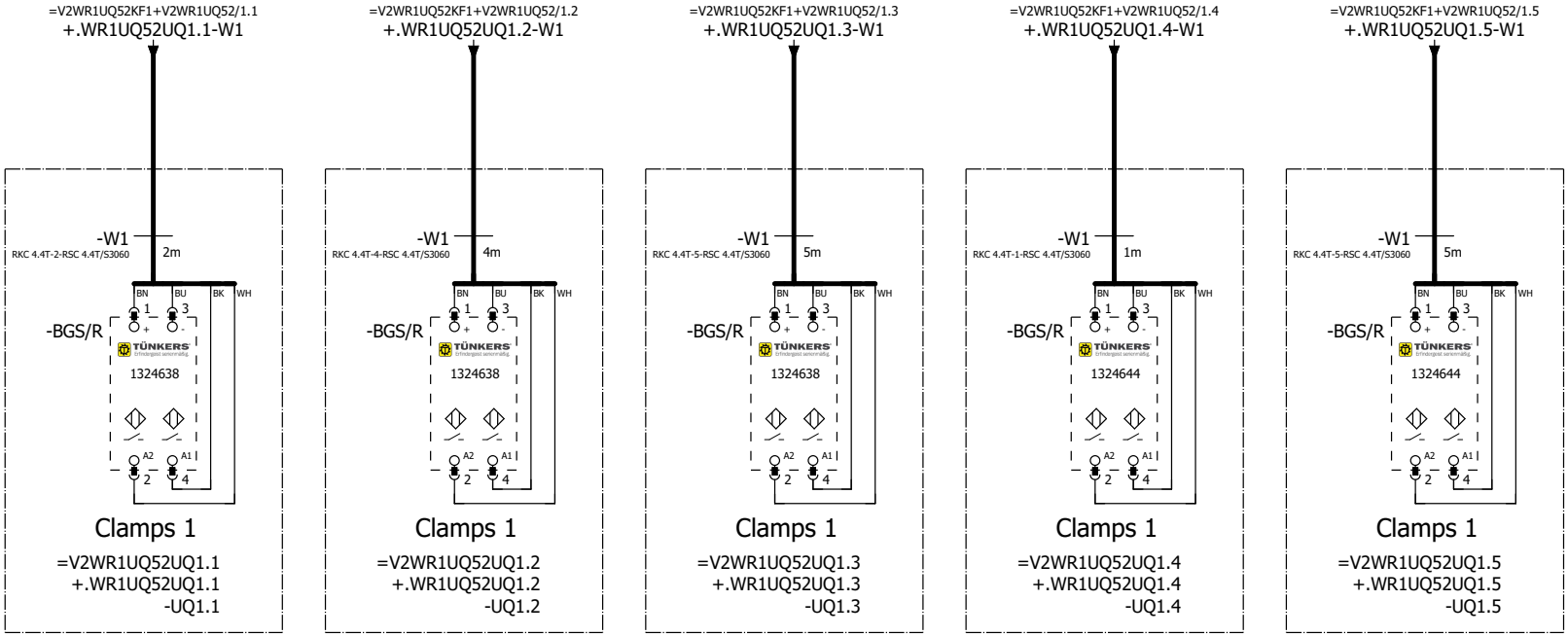

=V2WR1UQ52 -UQ1.1-BGS/R Clamps 1	=V2WR1UQ52 -UQ1.2-BGS/R Clamps 1	=V2WR1UQ52 -UQ1.3-BGS/R Clamps 1	=V2WR1UQ52 -UQ1.4-BGS/R Clamps 1	=V2WR1UQ52 -UQ1.5-BGS/R Clamps 1

=V2WR1UQ52KF1+V2WR1UQ52/3

=V2WR1UQ52UQ2+.WR1UQ52UQ2/1

			Date	12/14/2022	Volvo Trucks North America	Valiant TMS	FESTO DQ CONNECTION QN1	Drawing name: =2V06&EFS_EL	= V2WR1UQ52UQ1	
			Ed.	MKLEPADLO					+ V2WR1UQ52UQ1	
			Appr		P6700 Rear Wall - Cell 2V06			Document type: EFS	Project nr: 22-16148	Page 1
Modification	Date	Name	Original		Replacement of	Replaced by	Scale 1:1			1460

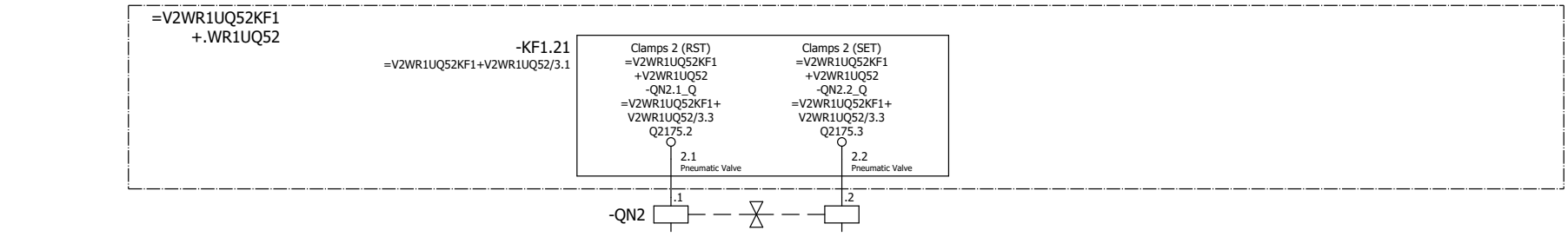

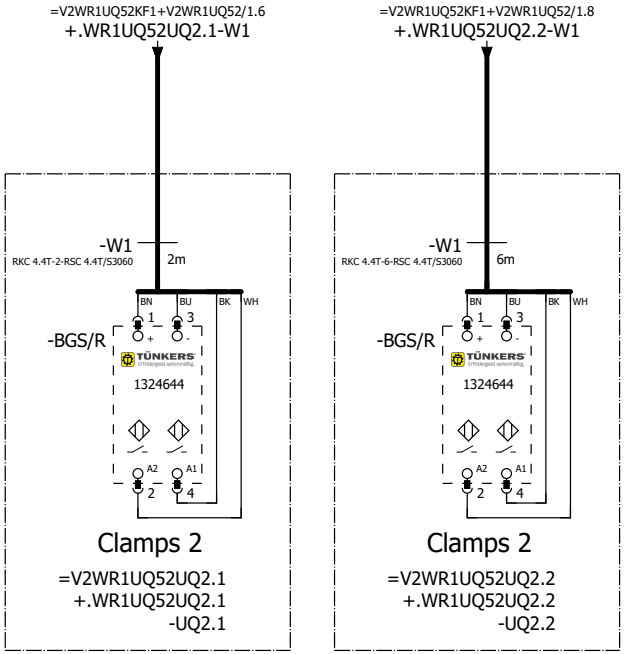

=V2WR1UQ52
-UQ2.1-BGS/R
Clamps 2

=V2WR1UQ52
-UQ2.2-BGS/R
Clamps 2

=V2WR1UQ52UQ1+.WR1UQ52UQ1/1

=V2WR1UQ52UQ3+.WR1UQ52UQ3/1

			Date	12/14/2022	Volvo Trucks North America	Valiant TMS	FESTO DQ CONNECTION QN2	Drawing name: =2V06&EFS_EL	= V2WR1UQ52UQ2	
			Ed.	MKLEPADLO					+ V2WR1UQ52UQ2	
			Appr		P6700 Rear Wall - Cell 2V06			Document type: EFS	Project nr: 22-16148	Page 1
Modification	Date	Name	Original		Replacement of	Replaced by	Scale 1:1			1460

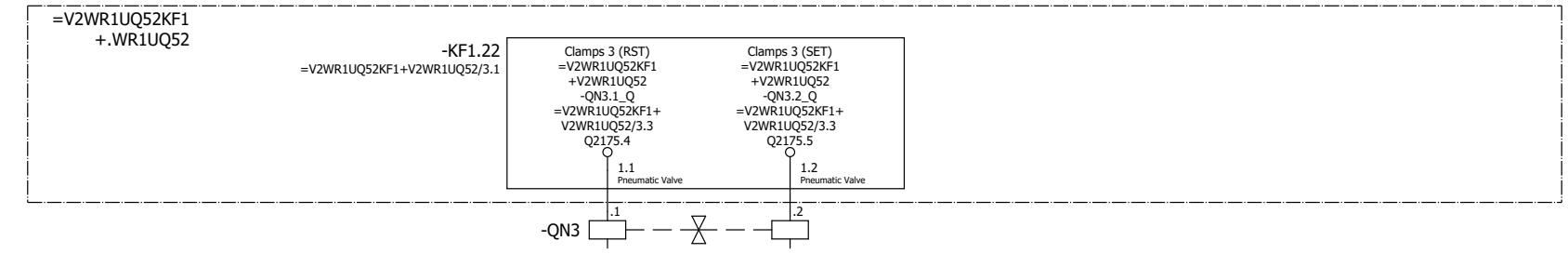

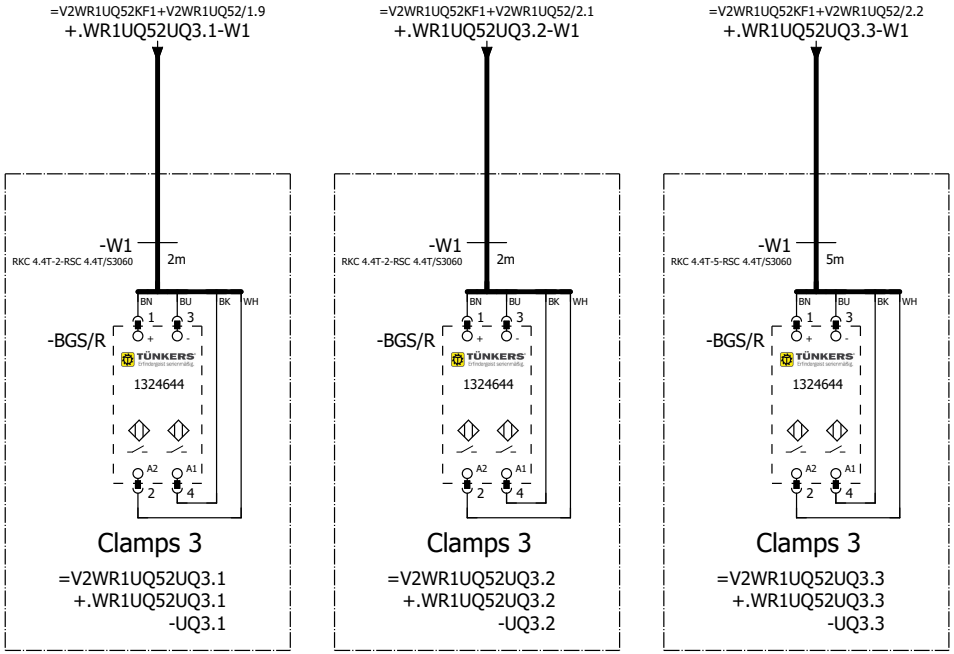

=V2WR1UQ52
-UQ3.1-BGS/R
Clamps 3

=V2WR1UQ52
-UQ3.2-BGS/R
Clamps 3

=V2WR1UQ52
-UQ3.3-BGS/R
Clamps 3

=V2WR1UQ52UQ2+.WR1UQ52UQ2/1

=V2WR1UQ52WC4+V2WR1UQ52/1

			Date	12/14/2022	Volvo Trucks North America	Valiant TMS	FESTO DQ CONNECTION QN3	Drawing name: =2V06&EFS_EL	= V2WR1UQ52UQ3	
			Ed.	MKLEPADLO					+ V2WR1UQ52UQ3	
			Appr		P6700 Rear Wall - Cell 2V06			Document type: EFS	Project nr: 22-16148	Page 1
Modification	Date	Name	Original		Replacement of	Replaced by	Scale 1:1			1460

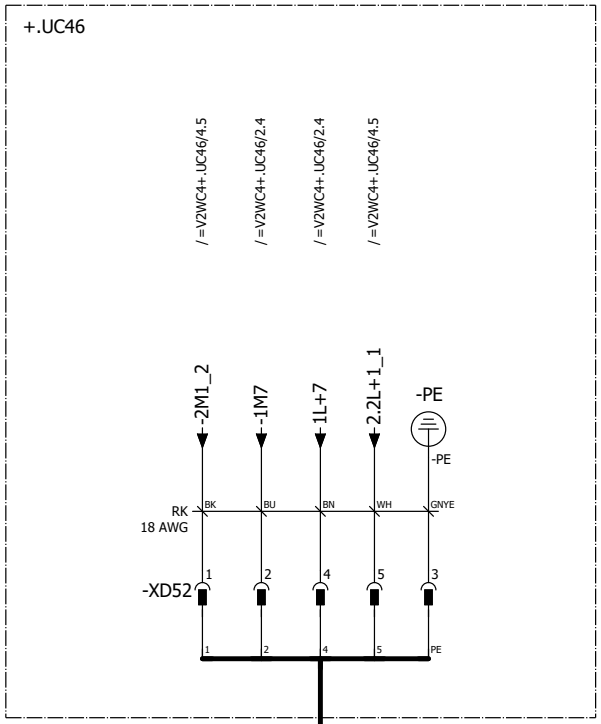

POWER IN / POWER OUT

Pin 1: 0 V UA
Pin 2: 0 V US
Pin 3: FE
Pin 4: +24 V US / 9 A
Pin 5: +24 V UA / 9 A

Pin #	WIRE	COLOR
Pin 1	2M1_1	BK
Pin 2	1M6	BU
Pin 3	PE	GNYE
Pin 4	1L+6	BN
Pin 5	2.1L+1_1	WH

=V2WR1UQ52UQ3+.WR1UQ52UQ3/1

=V2WR1WC1+.WR1UC01/1

			Date	12/14/2022	Volvo Trucks North America		Valiant TMS	24VDC	Drawing name: =2V06&EFS_EL	= V2WR1UQ52WC4
			Ed.	MKLEPADLO						+ V2WR1UQ52
			Appr		P6700 Rear Wall - Cell 2V06				Document type: EFS	Project nr: 22-16148
Modification	Date	Name	Original		Replacement of	Replaced by	Scale 1:1			Page 1 / 1460

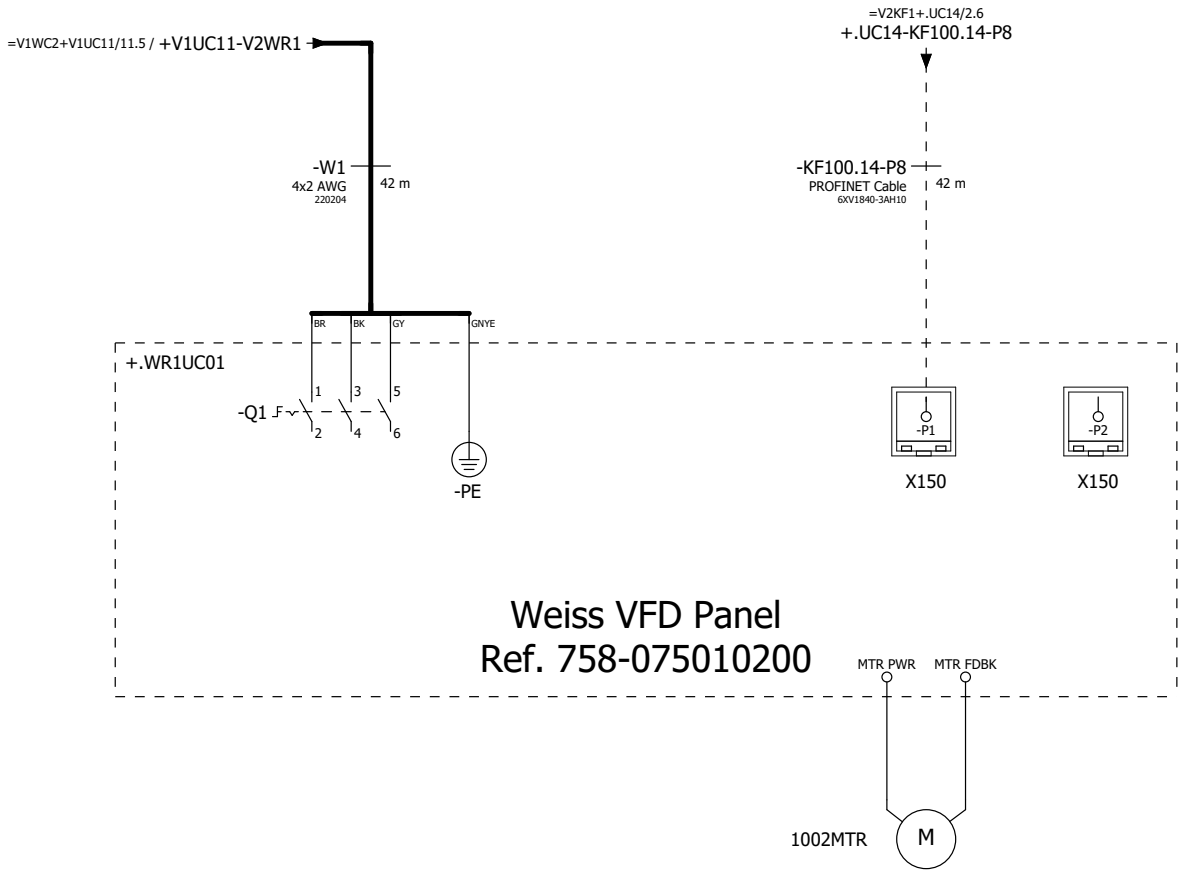

=V2WR1UQ52WC4+.WR1UQ52/1

=V3AR11KF1+V3AR11UC01/1

			Date	12/14/2022	Volvo Trucks North America	Valiant TMS	Incoming power & profinet	Drawing name: =2V06&EFS_EL	= V2WR1WC1	
			Ed.	MKLEPADLO					+ V2WR1UC01	
			Appr		P6700 Rear Wall - Cell 2V06			Document type: EFS	Project nr: 22-16148	Page 1
Modification	Date	Name	Original		Replacement of / Replaced by	Scale 1:1				1460

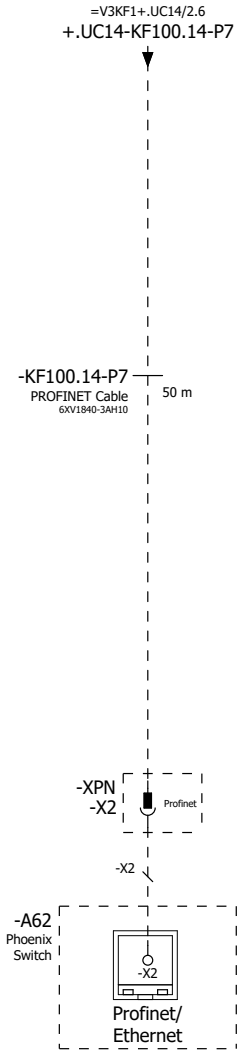

=V2WR1WC1+V2WR1UC01/1

=V3AR11UQ41BG0+.AR11UQ41/1

			Date	12/14/2022	Volvo Trucks North America		Valiant TMS	Incoming Profinet	Drawing name: =2V06&EFS_EL	= V3AR11KF1
			Ed.	MKLEPADLO						+ V3AR11UC01
			Appr		P6700 Rear Wall - Cell 2V06				Document type: EFS	Project nr: 22-16148
Modification	Date	Name	Original		Replacement of	Replaced by	Scale 1:1			Page 1 / 1460

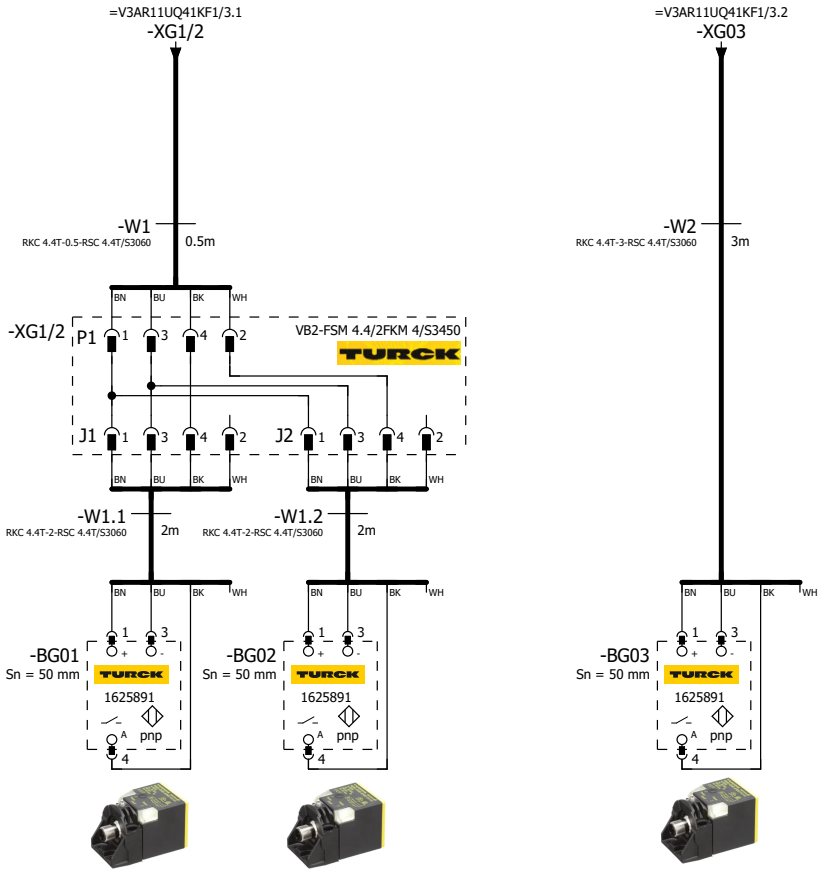

=V3AR11UQ41 -BG01 Day/Sleeper Cab Assy	=V3AR11UQ41 -BG02 Day Cab Assembly	=V3AR11UQ41 -BG03 Sleeper Cab Assembly

=V3AR11KF1+.AR11UC01/1

=V3AR11UQ41KF1/1

			Date	12/14/2022	Volvo Trucks North America	Valiant TMS	SENSORS	Drawing name: =2V06&EFS_EL	= V3AR11UQ41BG0	
			Ed.	MKLEPADLO					+ V3AR11UQ41	
			Appr		P6700 Rear Wall - Cell 2V06			Document type: EFS	Project nr: 22-16148	Page 1
Modification	Date	Name	Original		Replacement of / Replaced by	Scale 1:1				1460

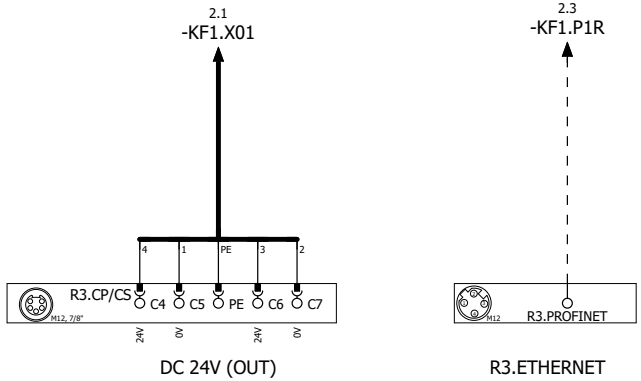

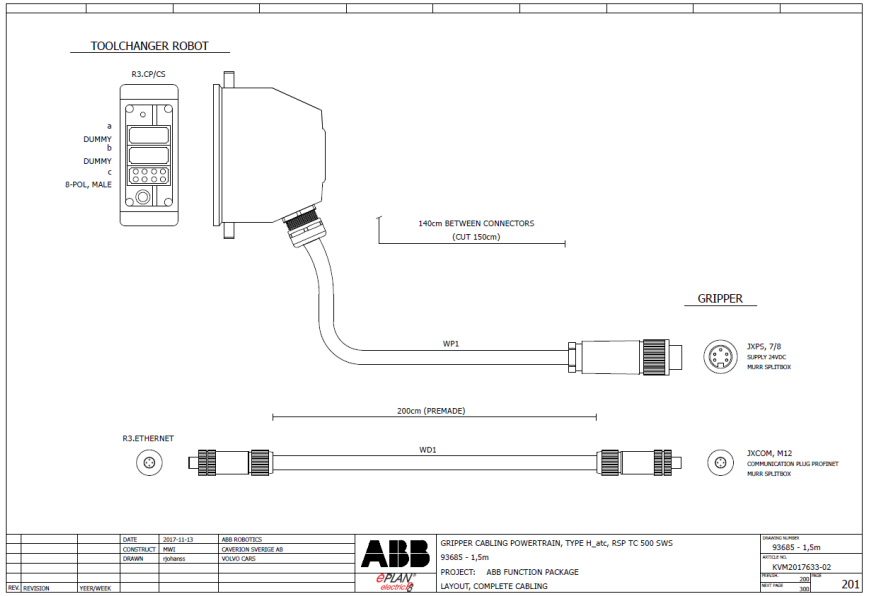

=V3AR11UQ41BG0/1 2

			Date	12/14/2022	Volvo Trucks North America		Valiant TMS	Tool changer	Drawing name: =2V06&EFS_EL	= V3AR11UQ41KF1
			Ed.	MKLEPADLO						+ V3AR11UQ41
			Appr		P6700 Rear Wall - Cell 2V06				Document type: EFS	Project nr: 22-16148
Modification	Date	Name	Original		Replacement of	Replaced by	Scale 1:1			Page 1 / 1460

1.3 / -KF1.X01

-W1
RSM RKM 56-2M/S3059
2m

1.5 / -KF1.P1R

-WF1
PROFINET Cable
6XV1840-3AH10

-KF1

X20 7/8" 1 2 PE 3 4 5
0V_VAL / OUT
0V_EL / SEN
FE
24V_EL / SEN
24V_VAL / OUT

TP1 M12
TP2 M12

ON
OFF
1 2 1 2

FESTO
Bus node + Interlinking block
548755 + 550208

-KF1.11

FESTO
CPX-M-AB-8-M12X2-5POL
549335

DI:0	DI 0 X1:4	V3AR11UQ41UQ1.1-BGR	Clamps 1 (RESET)
DI:1	DI 1 X1:2	V3AR11UQ41UQ1.1-BGS	Clamps 1 (SET)
DI:2	DI 2 X2:4	V3AR11UQ41UQ1.2-BGR	Clamps 1 (RESET)
DI:3	DI 3 X2:2	V3AR11UQ41UQ1.2-BGS	Clamps 1 (SET)
DI:4	DI 4 X3:4	V3AR11UQ41UQ2.1-BGR	Clamps 2 (RESET)
DI:5	DI 5 X3:2	V3AR11UQ41UQ2.1-BGS	Clamps 2 (SET)
DI:6	DI 6 X4:4	V3AR11UQ41UQ2.2-BGR	Clamps 2 (RESET)
DI:7	DI 7 X4:2	V3AR11UQ41UQ2.2-BGS	Clamps 2 (SET)
DI:8	DI 8 X5:4	V3AR11UQ41UQ3.1-BGR	Clamps 3 (RESET)
DI:9	DI 9 X5:2	V3AR11UQ41UQ3.1-BGS	Clamps 3 (SET)
DI:10	DI 10 X6:4	V3AR11UQ41UQ3.2-BGR	Clamps 3 (RESET)
DI:11	DI 11 X6:2	V3AR11UQ41UQ3.2-BGS	Clamps 3 (SET)
DI:12	DI 12 X7:4	DI:12	Spare
DI:13	DI 13 X7:2	DI:13	Spare
DI:14	DI 14 X8:4	DI:14	Spare
DI:15	DI 15 X8:2	DI:15	Spare

X1 M12: 24V | DI 1 | 0V | DI 0 | FE — BN WH BU BK
X2 M12: 24V | DI 3 | 0V | DI 2 | FE — BN WH BU BK
X3 M12: 24V | DI 5 | 0V | DI 4 | FE — BN WH BU BK
X4 M12: 24V | DI 7 | 0V | DI 6 | FE — BN WH BU BK
X5 M12: 24V | DI 9 | 0V | DI 8 | FE — BN WH BU BK
X6 M12: 24V | DI 11 | 0V | DI 10 | FE — BN WH BU BK
X7 M12: 24V | DI 13 | 0V | DI 12 | FE
X8 M12: 24V | DI 15 | 0V | DI 14 | FE

+.AR11UQ41UQ1.1-W1
=V3AR11UQ41UQ1/1.1

+.AR11UQ41UQ1.2-W1
=V3AR11UQ41UQ1/1.2

+.AR11UQ41UQ2.1-W1
=V3AR11UQ41UQ2/1.1

+.AR11UQ41UQ2.2-W1
=V3AR11UQ41UQ2/1.2

+.AR11UQ41UQ3.1-W1
=V3AR11UQ41UQ3/1.1

+.AR11UQ41UQ3.2-W1
=V3AR11UQ41UQ3/1.2

1 3

			Date	12/14/2022	Volvo Trucks North America	Valiant TMS	CONNECTING MOD. FOR MPA MANIFOLD	Drawing name: =2V06&EFS_EL	= V3AR11UQ41KF1
			Ed.	MKLEPADLO					+ V3AR11UQ41
			Appr		P6700 Rear Wall - Cell 2V06			Document type: EFS	Project nr: 22-16148
Modification	Date	Name	Original		Replacement of	Replaced by	Scale 1:1		Page 2 / 1460

-KF1.12

FESTO

CPX-M-AB-8-M12X2-5POL

549335

DI:16	DI 0 X1:4	V3AR11UQ41-BG01	Day/Sleeper cab Assembly
DI:17	DI 1 X1:2	V3AR11UQ41-BG02	Day cab Assembly
DI:18	DI 2 X2:4	V3AR11UQ41-BG03	Sleeper cab Assembly
DI:19	DI 3 X2:2	DI:19	Spare
DI:20	DI 4 X3:4	DI:20	Spare
DI:21	DI 5 X3:2	DI:21	Spare
DI:22	DI 6 X4:4	DI:22	Spare
DI:23	DI 7 X4:2	DI:23	Spare
DI:24	DI 8 X5:4	DI:24	Spare
DI:25	DI 9 X5:2	DI:25	Spare
DI:26	DI 10 X6:4	DI:26	Spare
DI:27	DI 11 X6:2	DI:27	Spare
DI:28	DI 12 X7:4	DI:28	Spare
DI:29	DI 13 X7:2	DI:29	Spare
DI:30	DI 14 X8:4	DI:30	Spare
DI:31	DI 15 X8:2	DI:31	Spare

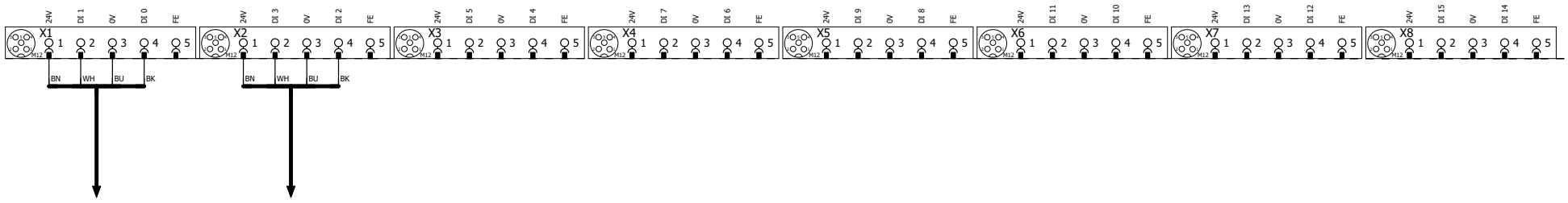

-XG1/2

=V3AR11UQ41BG0/1.1

-XG03

=V3AR11UQ41BG0/1.3

			Date	12/14/2022	Volvo Trucks North America		Valiant TMS	I/O MOD. DI16 (8 x M12) FOR MPA	Drawing name: =2V06&EFS_EL	= V3AR11UQ41KF1	
			Ed.	MKLEPADLO						+ V3AR11UQ41	
			Appr		P6700 Rear Wall - Cell 2V06				Document type: EFS	Project nr: 22-16148	Page 3
Modification	Date	Name	Original		Replacement of	Replaced by	Scale 1:1				1460

-KF1.13

FESTO

CPX-M-AB-8-M12X2-5POL

549335

DI:32	DI 0 X1:4	DI:32	Spare
DI:33	DI 1 X1:2	DI:33	Spare
DI:34	DI 2 X2:4	DI:34	Spare
DI:35	DI 3 X2:2	DI:35	Spare
DI:36	DI 4 X3:4	DI:36	Spare
DI:37	DI 5 X3:2	DI:37	Spare
DI:38	DI 6 X4:4	DI:38	Spare
DI:39	DI 7 X4:2	DI:39	Spare
DI:40	DI 8 X5:4	DI:40	Spare
DI:41	DI 9 X5:2	DI:41	Spare
DI:42	DI 10 X6:4	DI:42	Spare
DI:43	DI 11 X6:2	DI:43	Spare
DI:44	DI 12 X7:4	DI:44	Spare
DI:45	DI 13 X7:2	DI:45	Spare
DI:46	DI 14 X8:4	DI:46	Spare
DI:47	DI 15 X8:2	DI:47	Spare

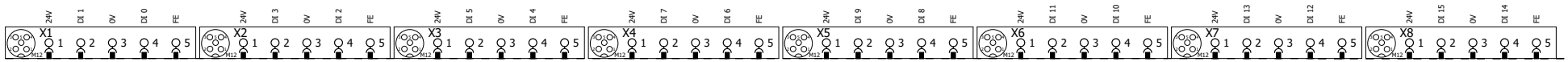

3 5

			Date	12/14/2022	Volvo Trucks North America		Valiant TMS	I/O MOD. DI16 (8 x M12) FOR MPA	Drawing name: =2V06&EFS_EL	= V3AR11UQ41KF1	
			Ed.	MKLEPADLO						+ V3AR11UQ41	
			Appr		P6700 Rear Wall - Cell 2V06				Document type: EFS	Project nr: 22-16148	Page 4
Modification	Date	Name	Original		Replacement of	Replaced by	Scale 1:1				1460

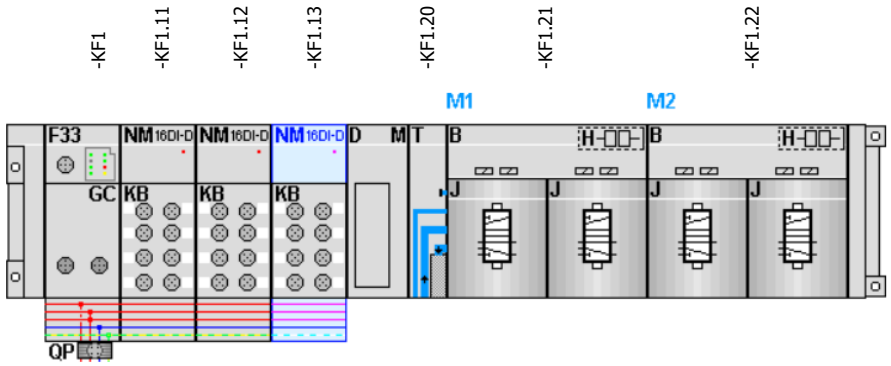

-KF1.21
=V3AR11UQ41UQ1/1.3
=V3AR11UQ41UQ2/1.3

FESTO

=V3AR11UQ41UQ1/1.4	DO:0 DO 0 1.1	-QN1.1_Q	Clamps 1 (RST)
=V3AR11UQ41UQ1/1.4	DO:1 DO 1 1.2	-QN1.2_Q	Clamps 1 (SET)
=V3AR11UQ41UQ2/1.4	DO:2 DO 2 2.1	-QN2.1_Q	Clamps 2 (RST)
=V3AR11UQ41UQ2/1.4	DO:3 DO 3 2.2	-QN2.2_Q	Clamps 2 (SET)

KF1.22
=V3AR11UQ41UQ3/1.3

FESTO

=V3AR11UQ41UQ3/1.4	DO:4 DO 0 1.1	-QN3.1_Q	Clamps 3 (RST)
=V3AR11UQ41UQ3/1.4	DO:5 DO 1 1.2	-QN3.2_Q	Clamps 3 (SET)
	DO:6 DO 2 2.1	-QN4.1_Q	Spare
	DO:7 DO 3 2.2	-QN4.1_Q	Spare

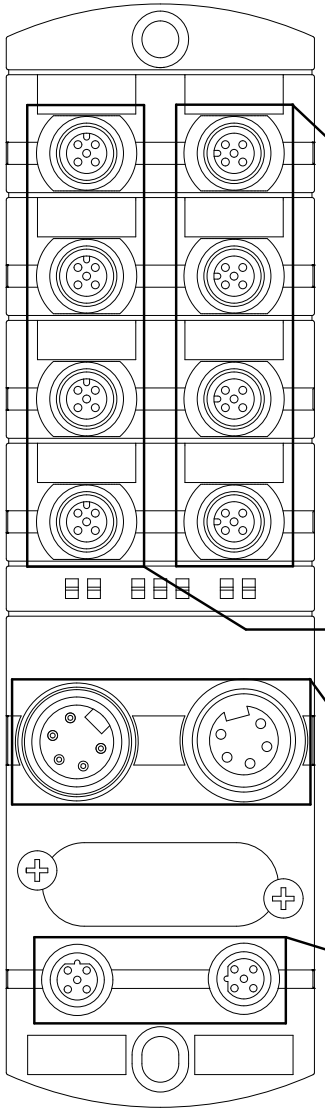

IO-Link (Class A / Class B)

Pin 1: +24 V US / 1 A
Pin 2: DI/DO UA
Pin 3: 0 V
Pin 4: IO-Link, DI
Pin 5: n.c. (Class A) / 0 V (Class B)

DIO

Pin 1: +24 V US / 0,2 A
Pin 2: DI/DO
Pin 3: 0 V
Pin 4: DI/DO
Pin 5: FE

POWER IN / POWER OUT

Pin 1: 0 V UA
Pin 2: 0 V US
Pin 3: FE
Pin 4: +24 V US / 9 A
Pin 5: +24 V UA / 9 A

Port1 / Port2

Pin 1: TD +
Pin 2: RD +
Pin 3: TD -
Pin 4: RD -
Pin 5: n.c.

Art.-Nr.	DIO	IO-Link Class A	IO-Link Class B
55130	X0 ... X7	-	-
55131	X0 ... X5	-	X6, X7
55132	X0 ... X3	X6,X7	X4, X5
55530	X0 ... X7	-	-
55531	X0 ... X5	-	X6, X7
55532	X0 ... X3	X6,X7	X4, X5

			Date	9/17/2022	Volvo Trucks North America	Valiant TMS	Safety sensors (on frame)	Drawing name: =2V06&EFS_EL	= V3AR11UQ41KF1	
			Ed.	MKLEPADLO					+ V3AR11UQ41	
			Appr		P6700 Rear Wall - Cell 2V06			Document type: EFS	Project nr: 22-16148	Page 6
Modification	Date	Name	Original		Replacement of	Replaced by	Scale 1:1			1460

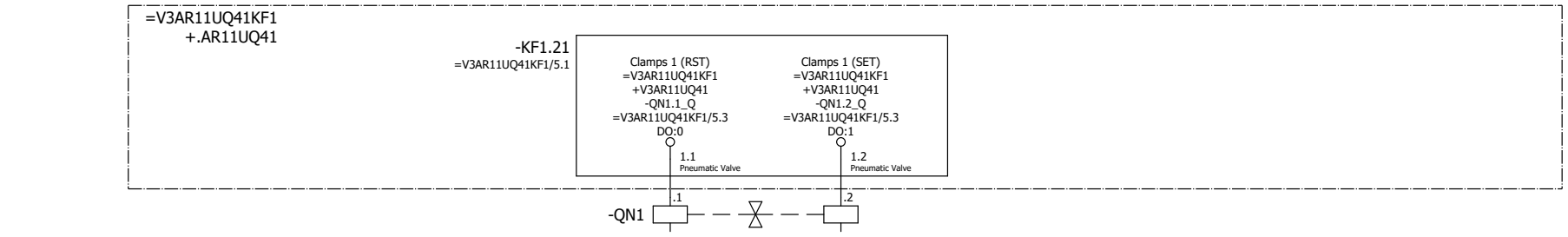

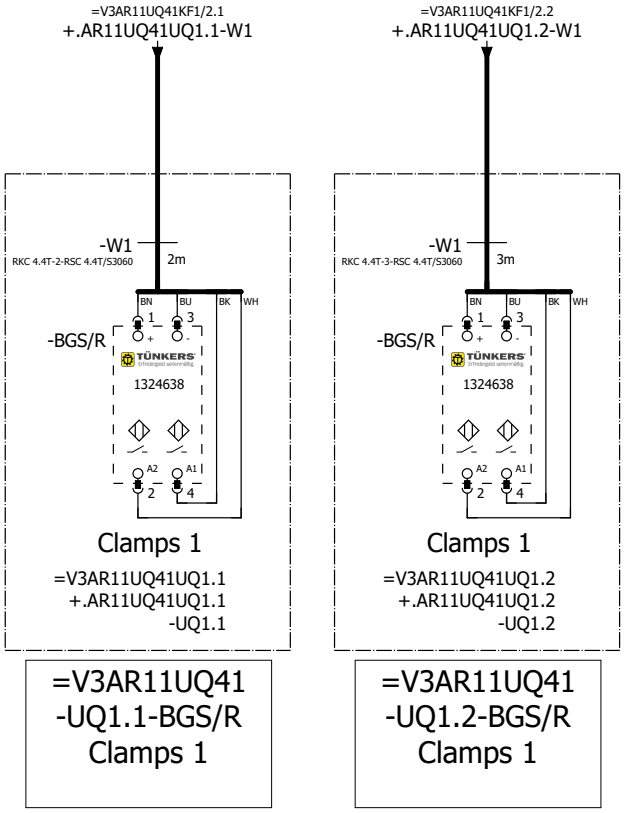

=V3AR11UQ41KF1/6

=V3AR11UQ41UQ2/1

			Date	12/14/2022	Volvo Trucks North America	Valiant TMS	FESTO DQ CONNECTION QN1	Drawing name: =2V06&EFS_EL	= V3AR11UQ41UQ1	
			Ed.	MKLEPADLO					+ V3AR11UQ41	
			Appr		P6700 Rear Wall - Cell 2V06	Scale 1:1		Document type: EFS	Project nr: 22-16148	Page 1
Modification	Date	Name	Original		Replacement of	Replaced by				1460

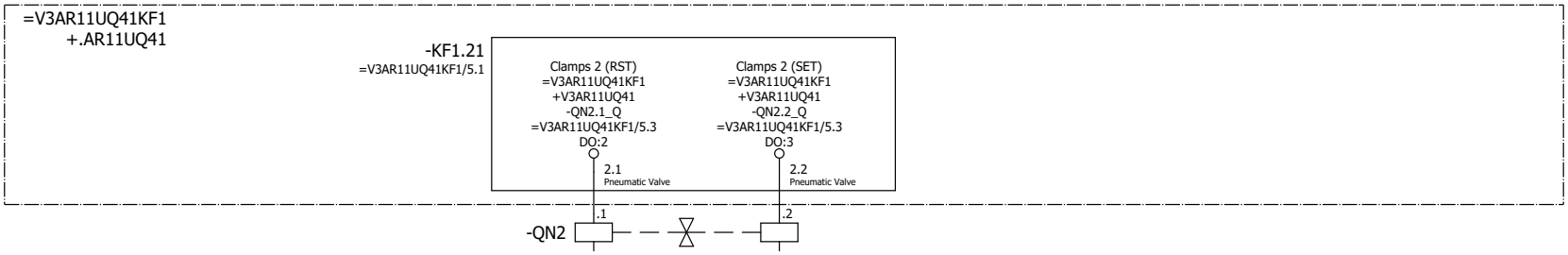

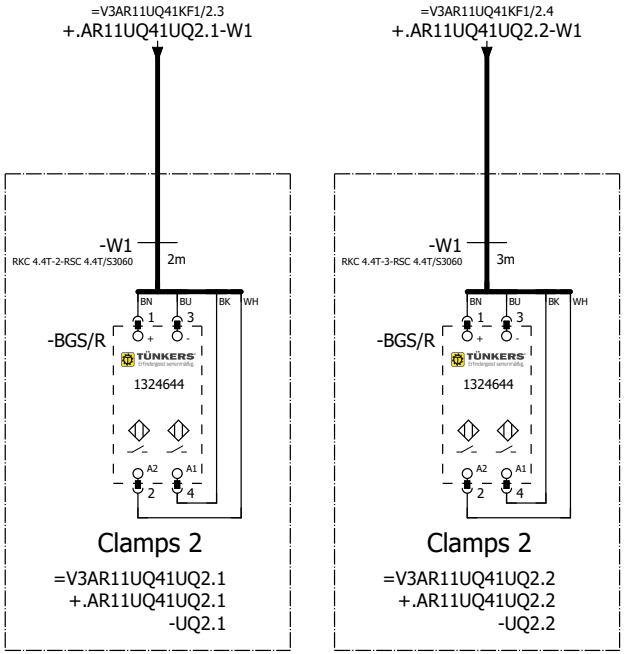

=V3AR11UQ41
-UQ2.1-BGS/R
Clamps 2

=V3AR11UQ41
-UQ2.2-BGS/R
Clamps 2

=V3AR11UQ41UQ1/1

=V3AR11UQ41UQ3/1

			Date	12/14/2022	Volvo Trucks North America		Valiant TMS	FESTO DQ CONNECTION QN2	Drawing name: =2V06&EFS_EL	= V3AR11UQ41UQ2
			Ed.	MKLEPADLO						+ V3AR11UQ41
			Appr		P6700 Rear Wall - Cell 2V06				Document type: EFS	Project nr: 22-16148
Modification	Date	Name	Original		Replacement of	Replaced by	Scale 1:1			Page 1 / 1460

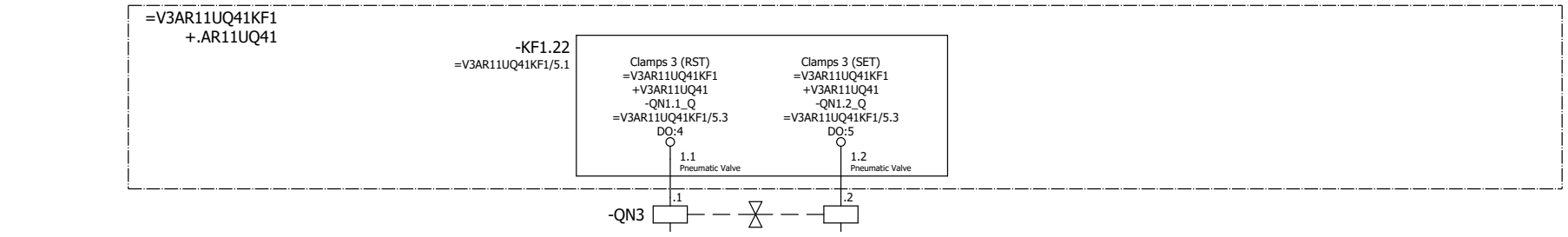

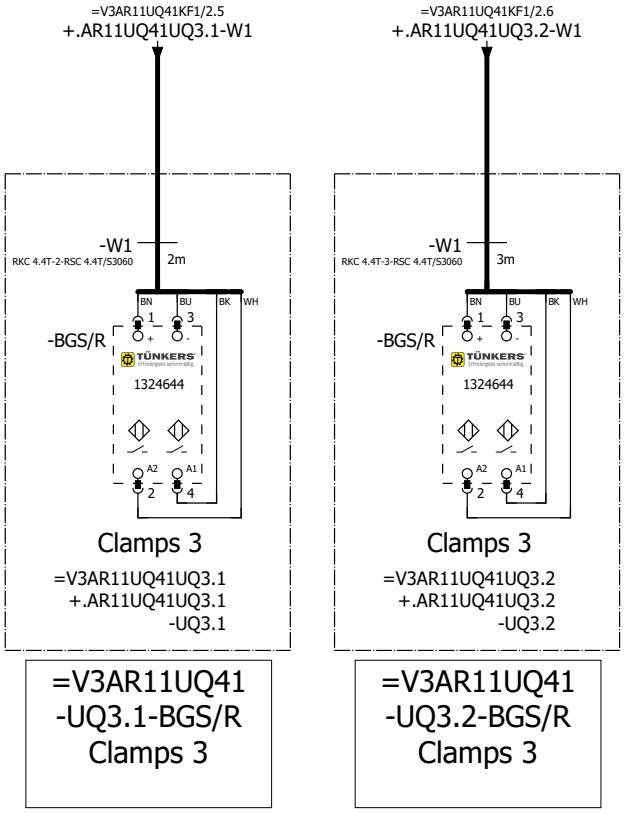

=V3AR11UQ41UQ2/1

=V3AR11WC1+.AR11UC01/1

			Date	12/14/2022	Volvo Trucks North America		Valiant TMS	FESTO DQ CONNECTION QN3	Drawing name: =2V06&EFS_EL	= V3AR11UQ41UQ3
			Ed.	MKLEPADLO						+ V3AR11UQ41
			Appr		P6700 Rear Wall - Cell 2V06				Document type: EFS	Project nr: 22-16148
Modification	Date	Name	Original		Replacement of	Replaced by	Scale 1:1			Page 1 / 1460

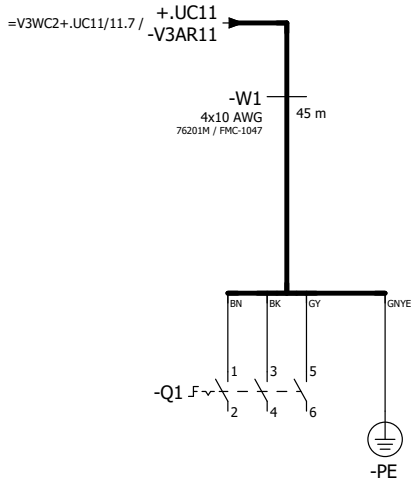

=V3AR11UQ41UQ3+.AR11UQ41/1

=V3AR21KF1+.AR21UC01/1

			Date	12/14/2022	Volvo Trucks North America		Valiant TMS	Incoming power	Drawing name: =2V06&EFS_EL	= V3AR11WC1
			Ed.	MKLEPADLO						+ V3AR11UC01
			Appr		P6700 Rear Wall - Cell 2V06				Document type: EFS	Project nr: 22-16148
Modification	Date	Name	Original		Replacement of	Replaced by	Scale 1:1			Page 1 / 1460

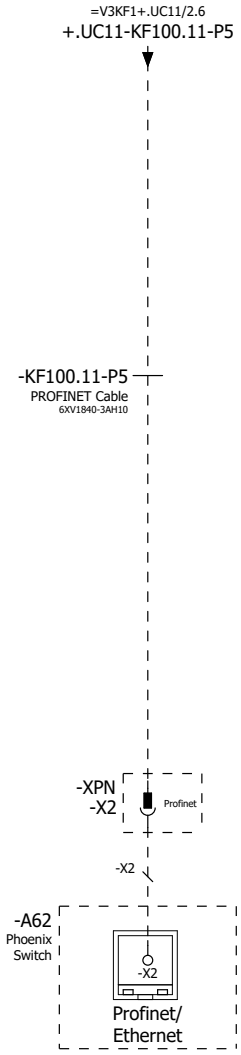

=V3AR11WC1+.AR11UC01/1

=V3AR21WC1/1

			Date	12/14/2022	Volvo Trucks North America		Valiant TMS	Incoming Profinet	Drawing name: =2V06&EFS_EL	= V3AR21KF1
			Ed.	MKLEPADLO						+ V3AR21UC01
			Appr		P6700 Rear Wall - Cell 2V06				Document type: EFS	Project nr: 22-16148
Modification	Date	Name	Original		Replacement of	Replaced by	Scale 1:1			Page 1 / 1460

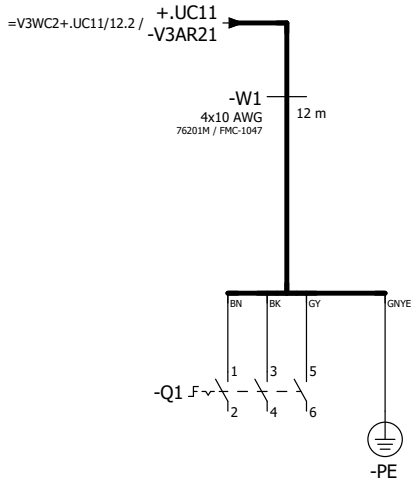

=V3AR21KF1/1

=V3AR21XQ11WC1+.AR21XQ11UC01/1

			Date	12/14/2022	Volvo Trucks North America		Valiant TMS	Incoming power	Drawing name: =2V06&EFS_EL	= V3AR21WC1
			Ed.	MKLEPADLO						+ V3AR21UC01
			Appr		P6700 Rear Wall - Cell 2V06				Document type: EFS	Project nr: 22-16148
Modification	Date	Name	Original		Replacement of	Replaced by	Scale 1:1			Page 1 / 1460

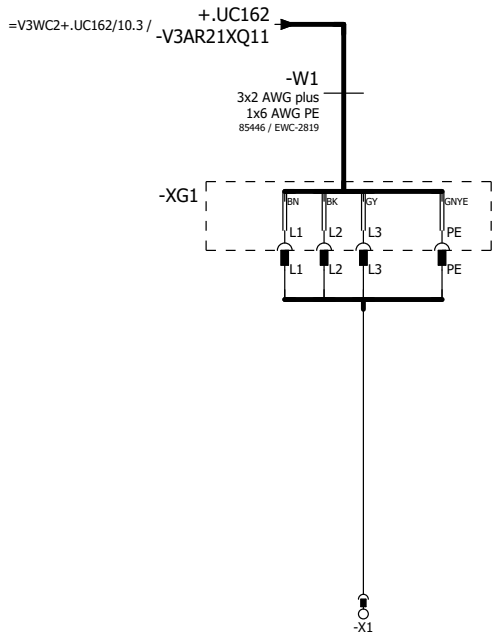

=V3AR21WC1+.AR21UC01/1

=V3AR22KF1+.AR22UC01/1

			Date	12/14/2022	Volvo Trucks North America		Valiant TMS	Incoming power	Drawing name: =2V06&EFS_EL		= V3AR21XQ11WC1
			Ed.	MKLEPADLO							+ V3AR21XQ11UC01
			Appr		P6700 Rear Wall - Cell 2V06				Document type: EFS	Project nr: 22-16148	Page 1
Modification	Date	Name	Original		Replacement of	Replaced by	Scale 1:1				1460

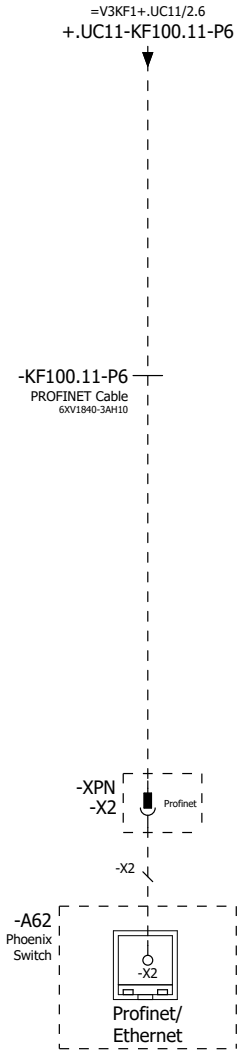

=V3AR21XQ11WC1+.AR21XQ11UC01/1

=V3AR22WC1/1

			Date	12/14/2022	Volvo Trucks North America	Valiant TMS	Incoming Profinet	Drawing name: =2V06&EFS_EL	= V3AR22KF1
			Ed.	MKLEPADLO					+ V3AR22UC01
			Appr		P6700 Rear Wall - Cell 2V06			Document type: EFS	Project nr: 22-16148
Modification	Date	Name	Original		Replacement of / Replaced by	Scale 1:1			Page 1 / 1460

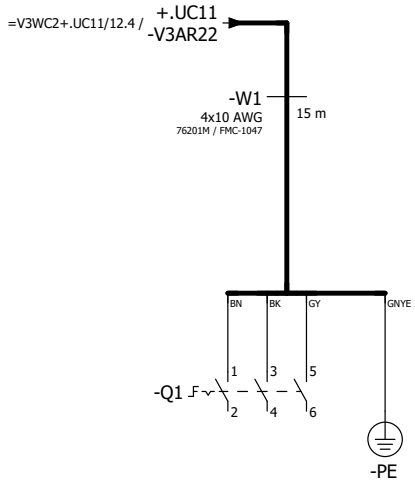

=V3AR22KF1/1

=V3AR22XQ11WC1+.AR22XQ11UC01/1

			Date	12/14/2022	Volvo Trucks North America		Valiant TMS	Incoming power	Drawing name: =2V06&EFS_EL	= V3AR22WC1
			Ed.	MKLEPADLO						+ V3AR22UC01
			Appr		P6700 Rear Wall - Cell 2V06				Document type: EFS	Project nr: 22-16148
Modification	Date	Name	Original		Replacement of	Replaced by	Scale 1:1			Page 1 / 1460

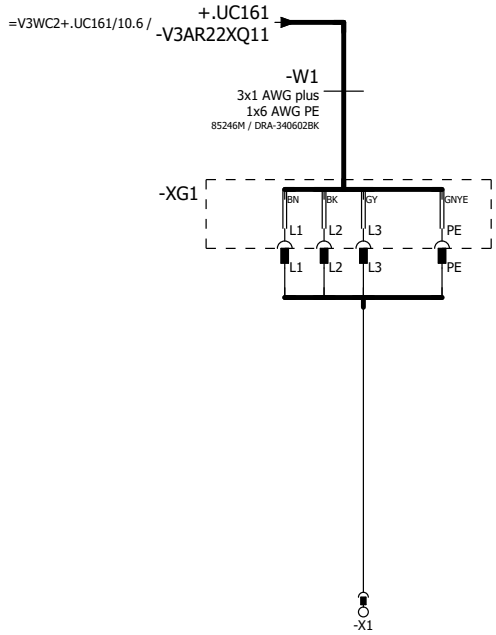

=V3AR22WC1+.AR22UC01/1

=V3AR41KF1+.AR41UC01/1

			Date	12/14/2022	Volvo Trucks North America	Valiant TMS	Incoming power	Drawing name: =2V06&EFS_EL	= V3AR22XQ11WC1	
			Ed.	MKLEPADLO					+ V3AR22XQ11UC01	
			Appr		P6700 Rear Wall - Cell 2V06			Document type: EFS	Project nr: 22-16148	Page 1
Modification	Date	Name	Original		Replacement of	Replaced by	Scale 1:1			1460

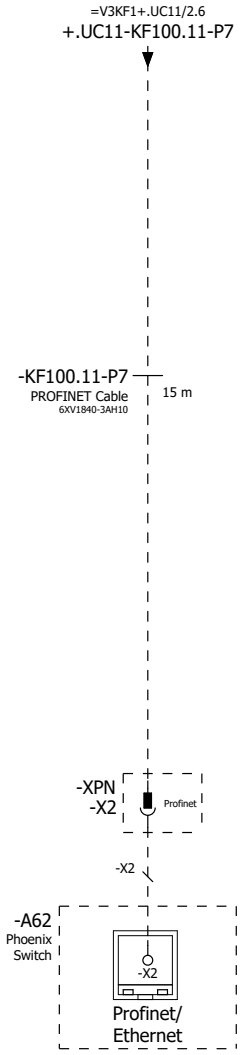

=V3AR22XQ11WC1+.AR22XQ11UC01/1

=V3AR41UQ41BG0+.AR41UQ41/1

			Date	12/14/2022	Volvo Trucks North America		Valiant TMS	Incoming Profinet	Drawing name: =2V06&EFS_EL	= V3AR41KF1
			Ed.	MKLEPADLO						+ V3AR41UC01
			Appr		P6700 Rear Wall - Cell 2V06				Document type: EFS	Project nr: 22-16148
Modification	Date	Name	Original		Replacement of	Replaced by	Scale 1:1			Page 1 / 1460

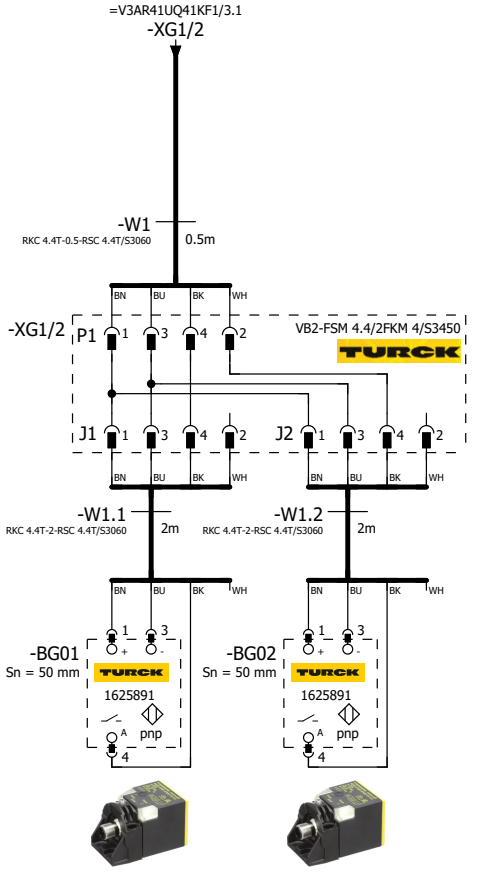

=V3AR41UQ41 -BG01 Rear Wall Assy RH	=V3AR41UQ41 -BG02 Rear Wall Assy LH

=V3AR41KF1+.AR41UC01/1

=V3AR41UQ41KF1/1

			Date	12/14/2022	Volvo Trucks North America		Valiant TMS	SENSORS	Drawing name: =2V06&EFS_EL	= V3AR41UQ41BG0	
			Ed.	MKLEPADLO						+ V3AR41UQ41	
			Appr		P6700 Rear Wall - Cell 2V06				Document type: EFS	Project nr: 22-16148	Page 1
Modification	Date	Name	Original		Replacement of	Replaced by	Scale 1:1				1460

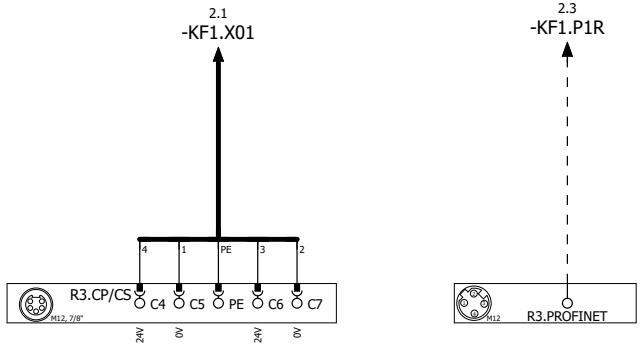

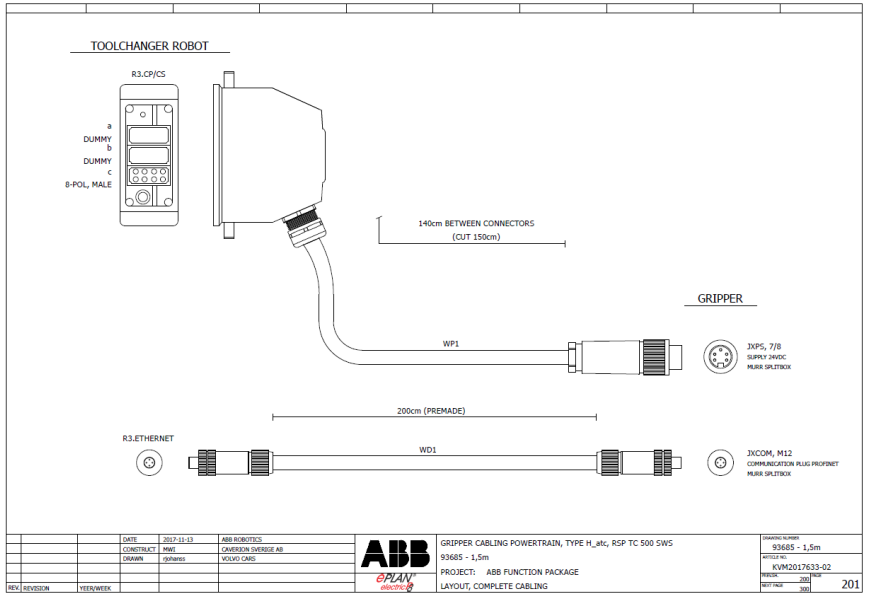

=V3AR41UQ41BG0/1

2

			Date	12/14/2022	Volvo Trucks North America		Valiant TMS	Tool changer	Drawing name: =2V06&EFS_EL	= V3AR41UQ41KF1
			Ed.	MKLEPADLO						+ V3AR41UQ41
			Appr		P6700 Rear Wall - Cell 2V06				Document type: EFS	Project nr: 22-16148
Modification	Date	Name	Original		Replacement of	Replaced by	Scale 1:1			Page 1 / 1460

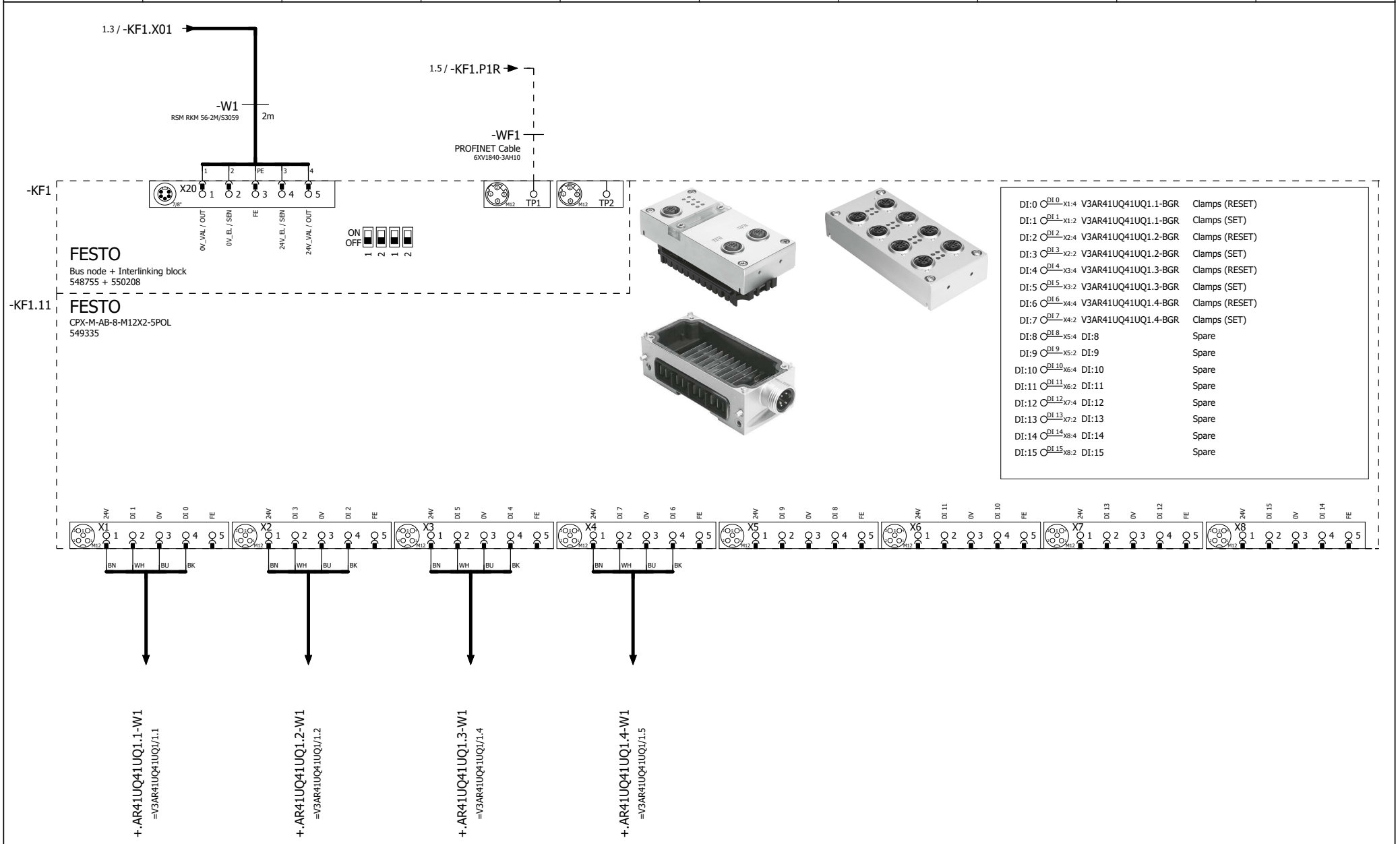

			Date	12/14/2022	Volvo Trucks North America		Valiant TMS	CONNECTING MOD. FOR MPA MANIFOLD	Drawing name: =2V06&EFS_EL	= V3AR41UQ41KF1	
			Ed.	MKLEPADLO						+ V3AR41UQ41	
			Appr		P6700 Rear Wall - Cell 2V06				Document type: EFS	Project nr: 22-16148	Page 2
Modification	Date	Name	Original		Replacement of	Replaced by	Scale 1:1				1460



2 4

			Date	12/14/2022	Volvo Trucks North America	Valiant TMS	I/O MOD. DI16 (8 x M12) FOR MPA	Drawing name: =2V06&EFS_EL	= V3AR41UQ41KF1 + V3AR41UQ41
			Ed.	MKLEPADLO	P6700 Rear Wall - Cell 2V06				
			Appr					Document type: EFS	Project nr: 22-16148
Modification	Date	Name	Original		Replacement of / Replaced by	Scale 1:1			Page 3 / 1460

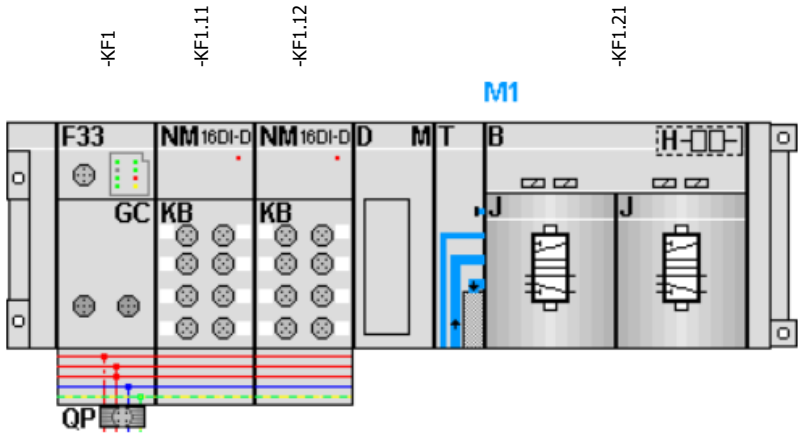

KF1.21
=V3AR41UQ41UQ1/1.3

FESTO

=V3AR41UQ41UQ1/1.4	DO:0 DO 0 1.1	-QN1.1_Q	Clamps (RST)
=V3AR41UQ41UQ1/1.4	DO:1 DO 1 1.2	-QN1.2_Q	Clamps (SET)
	DO:2 DO 2 2.1	-QN2.1_Q	Spare
	DO:3 DO 3 2.2	-QN2.2_Q	Spare

3 5

			Date	12/14/2022	Volvo Trucks North America	Valiant TMS	CONNECTING MOD. FOR FESTO DQ	Drawing name: =2V06&EFS_EL	= V3AR41UQ41KF1
			Ed.	MKLEPADLO					+ V3AR41UQ41
			Appr		P6700 Rear Wall - Cell 2V06	Scale 1:1		Document type: EFS	Project nr: 22-16148
Modification	Date	Name	Original		Replacement of / Replaced by				Page 4 / 1460

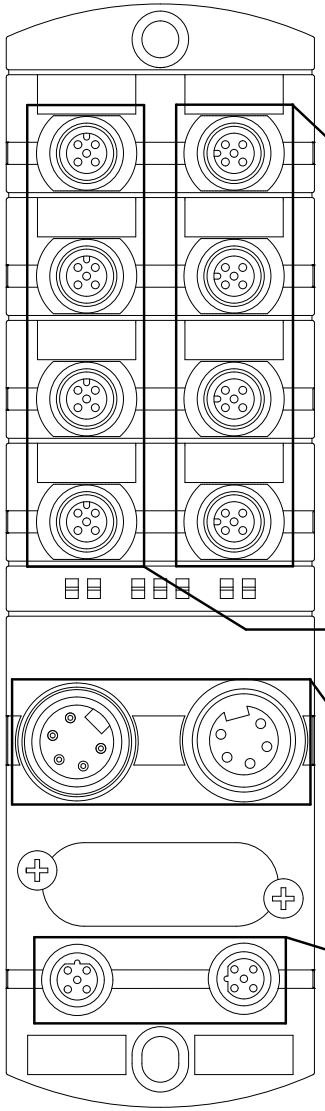

IO-Link (Class A / Class B)

Pin 1: +24 V US / 1 A
Pin 2: DI/DO UA
Pin 3: 0 V
Pin 4: IO-Link, DI
Pin 5: n.c. (Class A) / 0 V (Class B)

DIO

Pin 1: +24 V US / 0,2 A
Pin 2: DI/DO
Pin 3: 0 V
Pin 4: DI/DO
Pin 5: FE

POWER IN / POWER OUT

Pin 1: 0 V UA
Pin 2: 0 V US
Pin 3: FE
Pin 4: +24 V US / 9 A
Pin 5: +24 V UA / 9 A

Port1 / Port2

Pin 1: TD +
Pin 2: RD +
Pin 3: TD -
Pin 4: RD -
Pin 5: n.c.

Art.-Nr.	DIO	IO-Link Class A	IO-Link Class B
55130	X0 ... X7	-	-
55131	X0 ... X5	-	X6, X7
55132	X0 ... X3	X6,X7	X4, X5
55530	X0 ... X7	-	-
55531	X0 ... X5	-	X6, X7
55532	X0 ... X3	X6,X7	X4, X5

			Date	9/17/2022	Volvo Trucks North America	Valiant TMS	Safety sensors (on frame)	Drawing name: =2V06&EFS_EL	= V3AR41UQ41KF1
			Ed.	MKLEPADLO					+ V3AR41UQ41
			Appr		P6700 Rear Wall - Cell 2V06			Document type: EFS	Project nr: 22-16148
Modification	Date	Name	Original		Replacement of / Replaced by	Scale 1:1			Page 5 / 1460

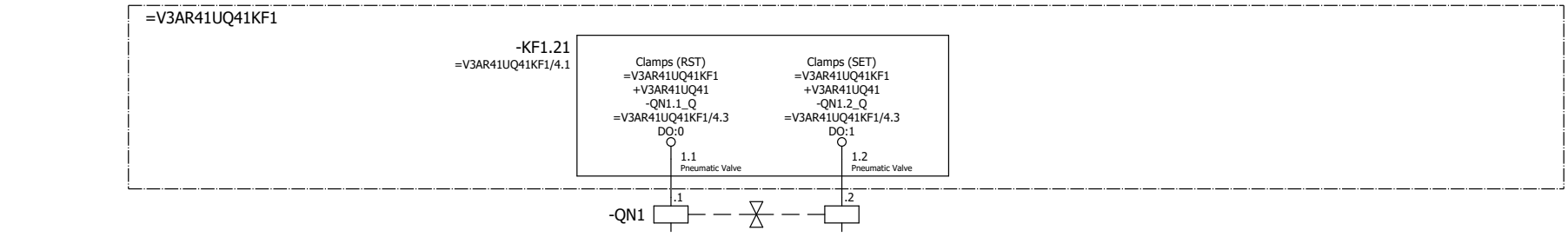

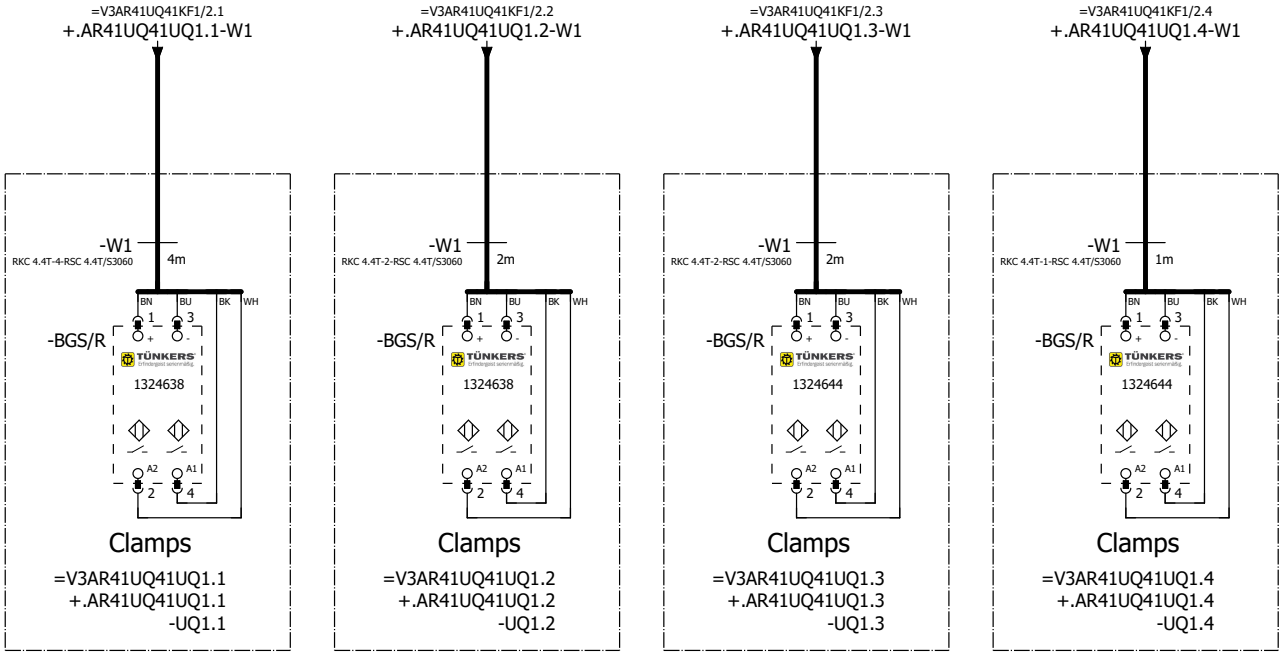

=V3AR41UQ41 -UQ1.1-BGS/R Clamps	=V3AR41UQ41 -UQ1.2-BGS/R Clamps	=V3AR41UQ41 -UQ1.3-BGS/R Clamps	=V3AR41UQ41 -UQ1.4-BGS/R Clamps

=V3AR41UQ41KF1/5

=V3AR41UQ42BG0+.AR41UQ42/1

			Date	12/14/2022	Volvo Trucks North America	Valiant TMS	FESTO DQ CONNECTION QN1	Drawing name: =2V06&EFS_EL	= V3AR41UQ41UQ1	
			Ed.	MKLEPADLO					+ V3AR41UQ41	
			Appr		P6700 Rear Wall - Cell 2V06			Document type: EFS	Project nr: 22-16148	Page 1
Modification	Date	Name	Original		Replacement of	Replaced by	Scale 1:1			1460

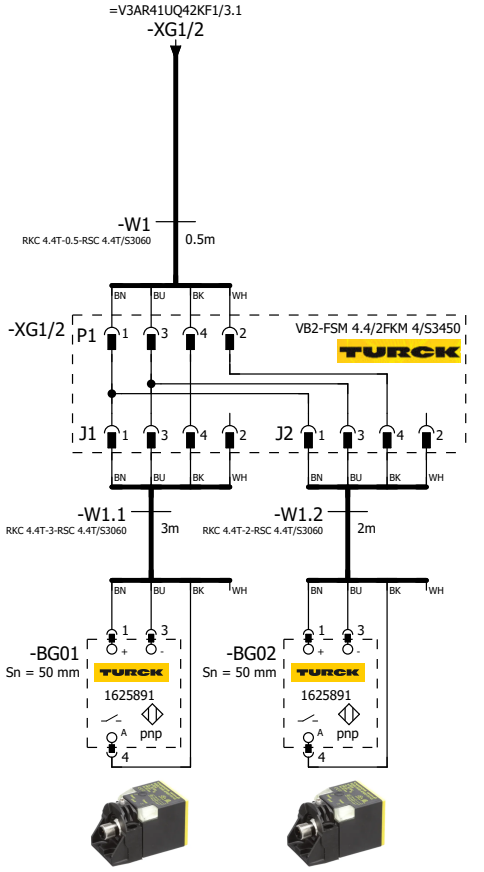

=V3AR41UQ42 -BG01 Rear Wall Assy RH	=V3AR41UQ42 -BG02 Rear Wall Assy LH

=V3AR41UQ41UQ1+.AR41UQ41/1

=V3AR41UQ42KF1/1

			Date	12/14/2022	Volvo Trucks North America		Valiant TMS	SENSORS	Drawing name: =2V06&EFS_EL	= V3AR41UQ42BG0	
			Ed.	MKLEPADLO						+ V3AR41UQ42	
			Appr		P6700 Rear Wall - Cell 2V06		Scale 1:1		Document type: EFS	Project nr: 22-16148	Page 1
Modification	Date	Name	Original		Replacement of	Replaced by					1460

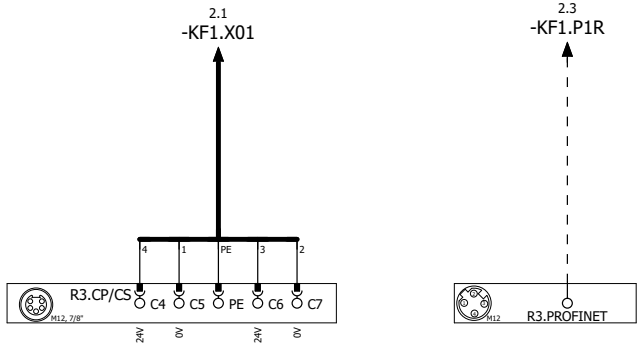

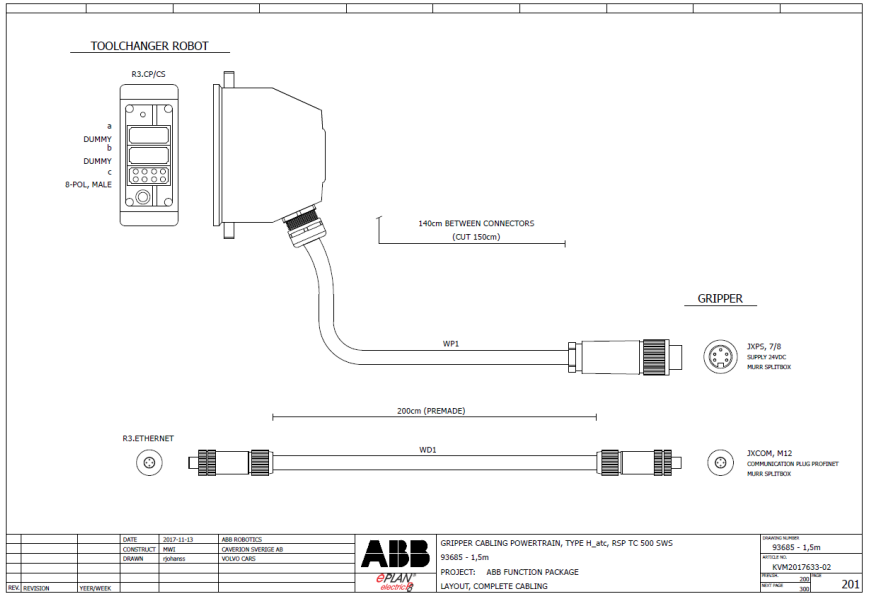

=V3AR41UQ42BG0/1

2

			Date	12/14/2022	Volvo Trucks North America		Valiant TMS	Tool changer	Drawing name: =2V06&EFS_EL	= V3AR41UQ42KF1
			Ed.	MKLEPADLO						+ V3AR41UQ42
			Appr		P6700 Rear Wall - Cell 2V06				Document type: EFS	Project nr: 22-16148
Modification	Date	Name	Original		Replacement of	Replaced by	Scale 1:1			Page 1 / 1460

1.3 / -KF1.X01

-W1
RSM RKM 56-2M/S3059
2m

1.5 / -KF1.P1R

-WF1
PROFINET Cable
6XV1840-3AH10

-KF1

X20 7/8" 1 2 PE 3 4 5
0V_VAL / OUT
0V_EL / SEN
FE
24V_EL / SEN
24V_VAL / OUT

TP1 M12
TP2 M12

ON
OFF
1 2 1 2

FESTO
Bus node + Interlinking block
548755 + 550208

-KF1.11

FESTO
CPX-M-AB-8-M12X2-5POL
549335

DI:0	DI 0 X1:4	V3AR41UQ42UQ1.1-BGR	Clamps (RESET)
DI:1	DI 1 X1:2	V3AR41UQ42UQ1.1-BGR	Clamps (SET)
DI:2	DI 2 X2:4	V3AR41UQ42UQ1.2-BGR	Clamps (RESET)
DI:3	DI 3 X2:2	V3AR41UQ42UQ1.2-BGR	Clamps (SET)
DI:4	DI 4 X3:4	V3AR41UQ42UQ1.3-BGR	Clamps (RESET)
DI:5	DI 5 X3:2	V3AR41UQ42UQ1.3-BGR	Clamps (SET)
DI:6	DI 6 X4:4	V3AR41UQ42UQ1.4-BGR	Clamps (RESET)
DI:7	DI 7 X4:2	V3AR41UQ42UQ1.4-BGR	Clamps (SET)
DI:8	DI 8 X5:4	DI:8	Spare
DI:9	DI 9 X5:2	DI:9	Spare
DI:10	DI 10 X6:4	DI:10	Spare
DI:11	DI 11 X6:2	DI:11	Spare
DI:12	DI 12 X7:4	DI:12	Spare
DI:13	DI 13 X7:2	DI:13	Spare
DI:14	DI 14 X8:4	DI:14	Spare
DI:15	DI 15 X8:2	DI:15	Spare

X1 M12: 24V | DI 1 | 0V | DI 0 | FE
X2 M12: 24V | DI 3 | 0V | DI 2 | FE
X3 M12: 24V | DI 5 | 0V | DI 4 | FE
X4 M12: 24V | DI 7 | 0V | DI 6 | FE
X5 M12: 24V | DI 9 | 0V | DI 8 | FE
X6 M12: 24V | DI 11 | 0V | DI 10 | FE
X7 M12: 24V | DI 13 | 0V | DI 12 | FE
X8 M12: 24V | DI 15 | 0V | DI 14 | FE

BN WH BU BK

+.AR41UQ42UQ1.1-W1
=V3AR41UQ42UQ1/1.1

+.AR41UQ42UQ1.2-W1
=V3AR41UQ42UQ1/1.2

+.AR41UQ42UQ1.3-W1
=V3AR41UQ42UQ1/1.4

+.AR41UQ42UQ1.4-W1
=V3AR41UQ42UQ1/1.5

1 3

			Date	12/14/2022	Volvo Trucks North America	Valiant TMS	CONNECTING MOD. FOR MPA MANIFOLD	Drawing name: =2V06&EFS_EL	= V3AR41UQ42KF1
			Ed.	MKLEPADLO					+ V3AR41UQ42
			Appr		P6700 Rear Wall - Cell 2V06			Document type: EFS	Project nr: 22-16148
Modification	Date	Name	Original		Replacement of	Replaced by	Scale 1:1		Page 2 / 1460



2 4

			Date	12/14/2022	Volvo Trucks North America	Valiant TMS	I/O MOD. DI16 (8 x M12) FOR MPA	Drawing name: =2V06&EFS_EL	= V3AR41UQ42KF1 + V3AR41UQ42
			Ed.	MKLEPADLO	P6700 Rear Wall - Cell 2V06				
			Appr					Document type: EFS	Project nr: 22-16148
Modification	Date	Name	Original		Replacement of / Replaced by	Scale 1:1			Page 3 / 1460

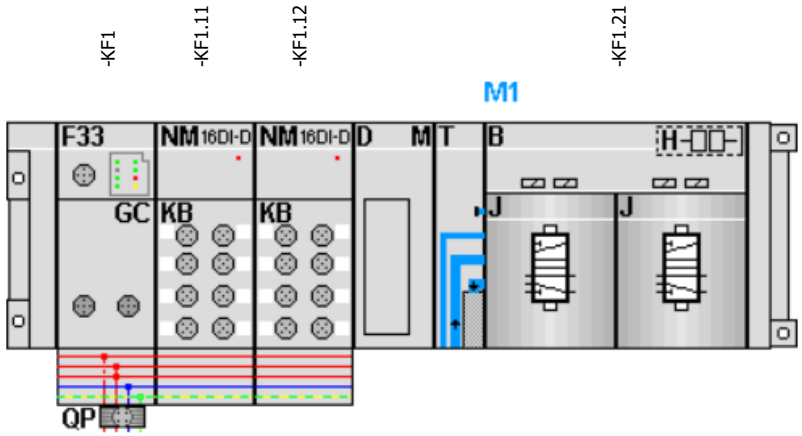

KF1.21
=V3AR41UQ42UQ1/1.3

FESTO

=V3AR41UQ42UQ1/1.4	DO:0 DO 0 1.1	-QN1.1_Q	Clamps (RST)
=V3AR41UQ42UQ1/1.4	DO:1 DO 1 1.2	-QN1.2_Q	Clamps (SET)
	DO:2 DO 2 2.1	-QN2.1_Q	Spare
	DO:3 DO 3 2.2	-QN2.2_Q	Spare

			Date	12/14/2022	Volvo Trucks North America	Valiant TMS	CONNECTING MOD. FOR FESTO DQ	Drawing name: =2V06&EFS_EL	= V3AR41UQ42KF1
			Ed.	MKLEPADLO					+ V3AR41UQ42
			Appr		P6700 Rear Wall - Cell 2V06			Document type: EFS	Project nr: 22-16148
Modification	Date	Name	Original		Replacement of / Replaced by	Scale 1:1			Page 4 / 1460

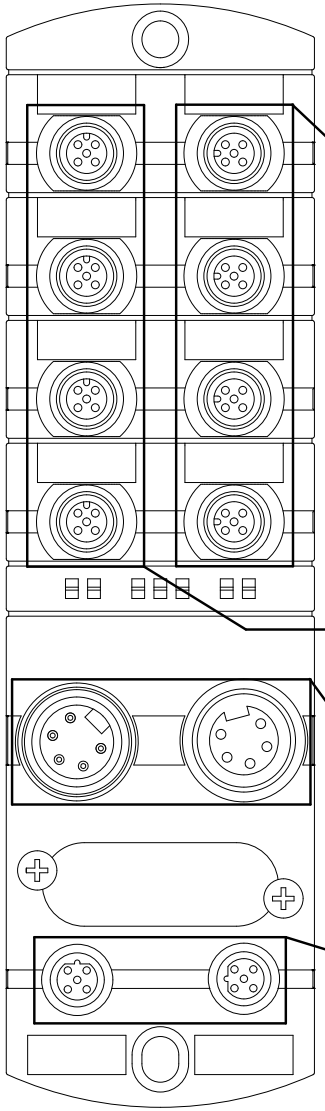

IO-Link (Class A / Class B)

Pin 1: +24 V US / 1 A
Pin 2: DI/DO UA
Pin 3: 0 V
Pin 4: IO-Link, DI
Pin 5: n.c. (Class A) / 0 V (Class B)

DIO

Pin 1: +24 V US / 0,2 A
Pin 2: DI/DO
Pin 3: 0 V
Pin 4: DI/DO
Pin 5: FE

POWER IN / POWER OUT

Pin 1: 0 V UA
Pin 2: 0 V US
Pin 3: FE
Pin 4: +24 V US / 9 A
Pin 5: +24 V UA / 9 A

Port1 / Port2

Pin 1: TD +
Pin 2: RD +
Pin 3: TD -
Pin 4: RD -
Pin 5: n.c.

Art.-Nr.	DIO	IO-Link Class A	IO-Link Class B
55130	X0 ... X7	-	-
55131	X0 ... X5	-	X6, X7
55132	X0 ... X3	X6,X7	X4, X5
55530	X0 ... X7	-	-
55531	X0 ... X5	-	X6, X7
55532	X0 ... X3	X6,X7	X4, X5

			Date	9/17/2022	Volvo Trucks North America	Valiant TMS	Safety sensors (on frame)	Drawing name: =2V06&EFS_EL	= V3AR41UQ42KF1
			Ed.	MKLEPADLO					+ V3AR41UQ42
			Appr		P6700 Rear Wall - Cell 2V06			Document type: EFS	Project nr: 22-16148
Modification	Date	Name	Original		Replacement of	Replaced by	Scale 1:1		Page 5 / 1460

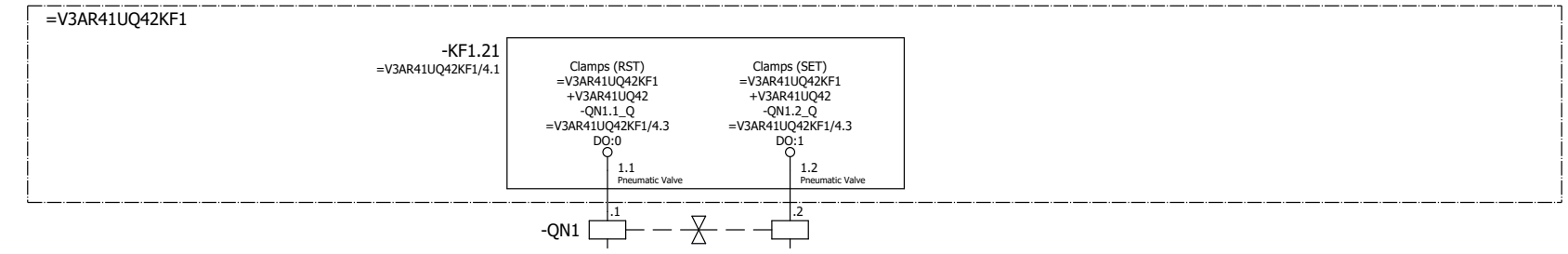

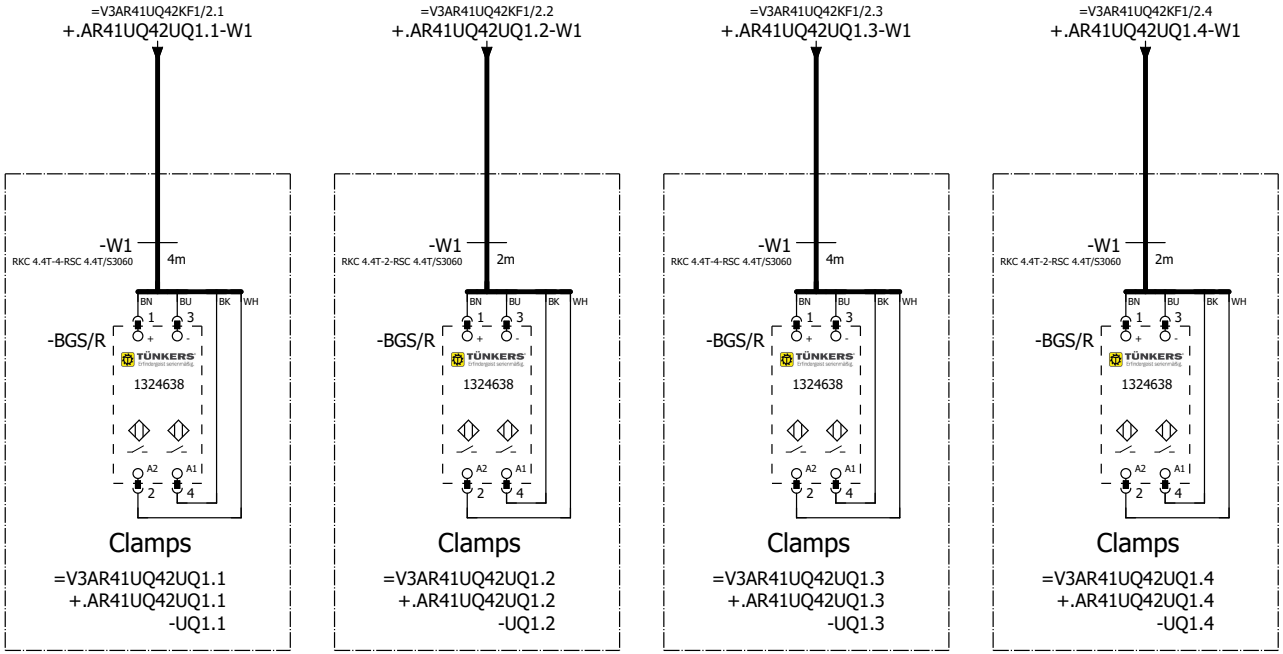

=V3AR41UQ42 -UQ1.1-BGS/R Clamps	=V3AR41UQ42 -UQ1.2-BGS/R Clamps	=V3AR41UQ42 -UQ1.3-BGS/R Clamps	=V3AR41UQ42 -UQ1.4-BGS/R Clamps

=V3AR41UQ42KF1/5

=V3AR41WC1+.AR41UC01/1

			Date	12/14/2022	Volvo Trucks North America		Valiant TMS	FESTO DQ CONNECTION QN1	Drawing name: =2V06&EFS_EL	= V3AR41UQ42UQ1	
			Ed.	MKLEPADLO						+ V3AR41UQ42	
			Appr		P6700 Rear Wall - Cell 2V06				Document type: EFS	Project nr: 22-16148	Page 1
Modification	Date	Name	Original		Replacement of	Replaced by	Scale 1:1				1460

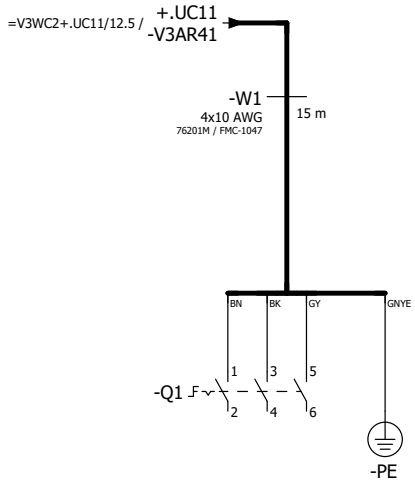

=V3AR41UQ42UQ1+.AR41UQ42/1

=V3AR41XQ11WC1+.AR41XQ11UC01/1

			Date	12/14/2022	Volvo Trucks North America		Valiant TMS	Incoming power	Drawing name: =2V06&EFS_EL	= V3AR41WC1
			Ed.	MKLEPADLO						+ V3AR41UC01
			Appr		P6700 Rear Wall - Cell 2V06				Document type: EFS	Project nr: 22-16148	Page 1
Modification	Date	Name	Original		Replacement of	Replaced by	Scale 1:1			1460

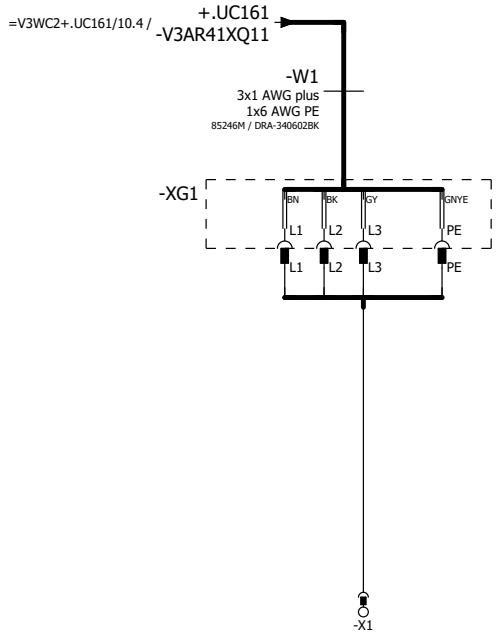

=V3AR41WC1+.AR41UC01/1

=V3AR42KF1+.AR42UC01/1

			Date	12/14/2022	Volvo Trucks North America	Valiant TMS	Incoming power	Drawing name: =2V06&EFS_EL	= V3AR41XQ11WC1	
			Ed.	MKLEPADLO					+ V3AR41XQ11UC01	
			Appr		P6700 Rear Wall - Cell 2V06			Document type: EFS	Project nr: 22-16148	Page 1
Modification	Date	Name	Original		Replacement of	Replaced by	Scale 1:1			1460

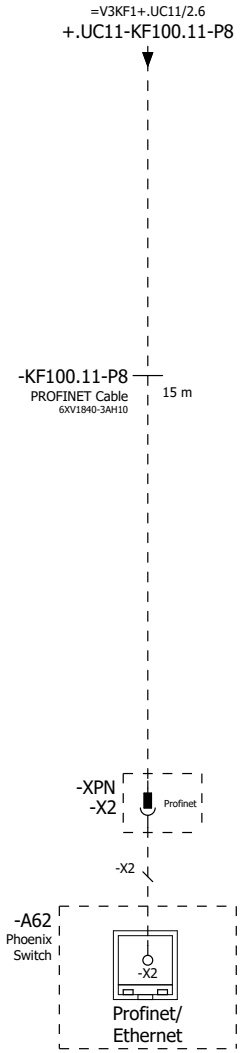

=V3AR41XQ11WC1+.AR41XQ11UC01/1

=V3AR42UQ41BG0+.AR42UQ41/1

			Date	12/14/2022	Volvo Trucks North America		Valiant TMS	Incoming Profinet	Drawing name: =2V06&EFS_EL	= V3AR42KF1
			Ed.	MKLEPADLO						+ V3AR42UC01
			Appr		P6700 Rear Wall - Cell 2V06				Document type: EFS	Project nr: 22-16148
Modification	Date	Name	Original		Replacement of	Replaced by	Scale 1:1			Page 1 / 1460

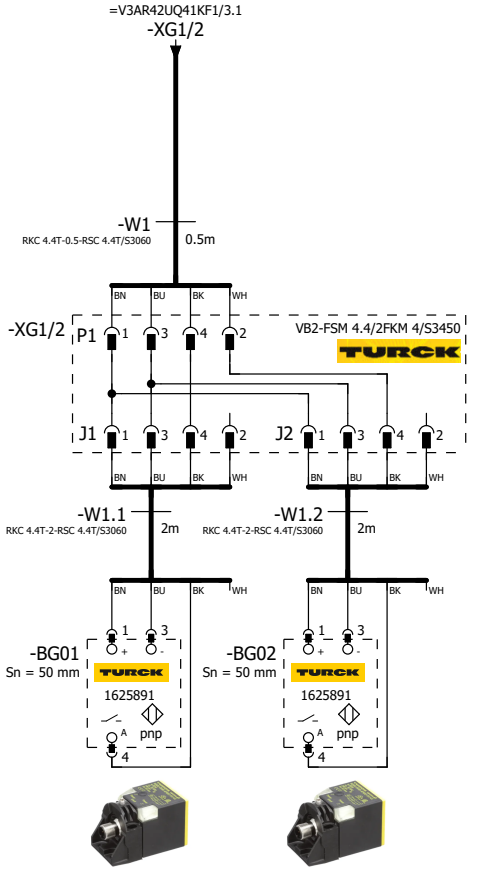

=V3AR42UQ41
-BG01
Rear Wall Panel

=V3AR42UQ41
-BG02
Rear Wall Panel

=V3AR42KF1+.AR42UC01/1

=V3AR42UQ41KF1/1

			Date	12/14/2022	Volvo Trucks North America		Valiant TMS	SENSORS	Drawing name: =2V06&EFS_EL	= V3AR42UQ41BG0	
			Ed.	MKLEPADLO						+ V3AR42UQ41	
			Appr		P6700 Rear Wall - Cell 2V06		Scale 1:1		Document type: EFS	Project nr: 22-16148	Page 1
Modification	Date	Name	Original		Replacement of	Replaced by					1460

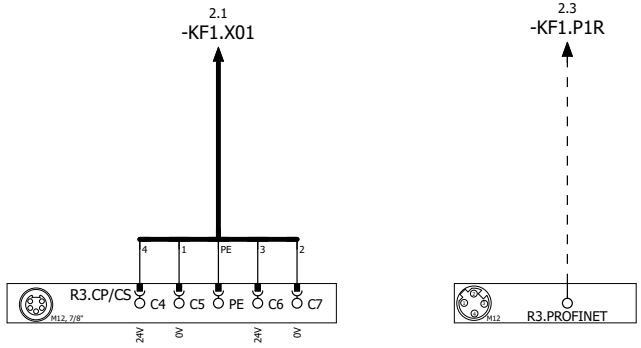

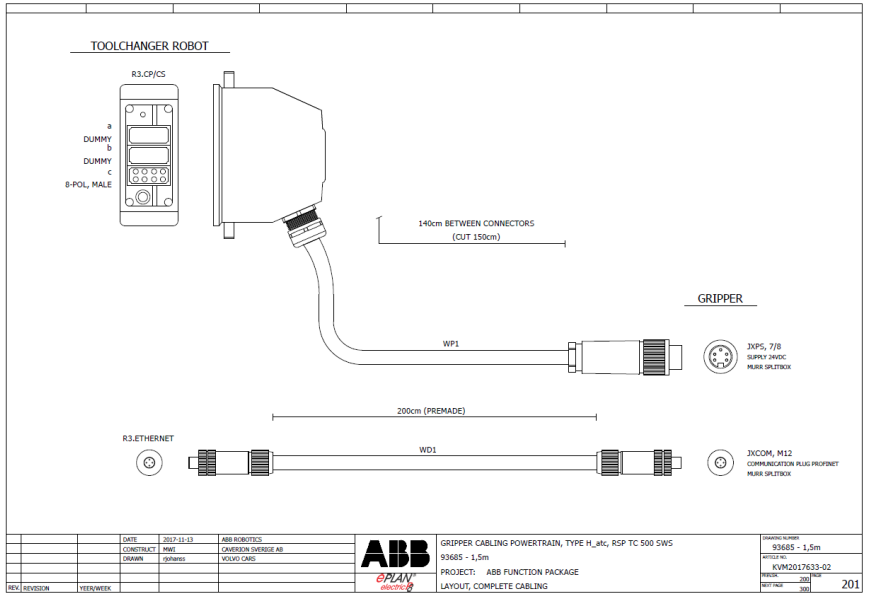

=V3AR42UQ41BG0/1 2

			Date	12/14/2022	Volvo Trucks North America		Valiant TMS	Tool changer	Drawing name: =2V06&EFS_EL	= V3AR42UQ41KF1
			Ed.	MKLEPADLO						+ V3AR42UQ41
			Appr		P6700 Rear Wall - Cell 2V06				Document type: EFS	Project nr: 22-16148
Modification	Date	Name	Original		Replacement of	Replaced by	Scale 1:1			Page 1 / 1460

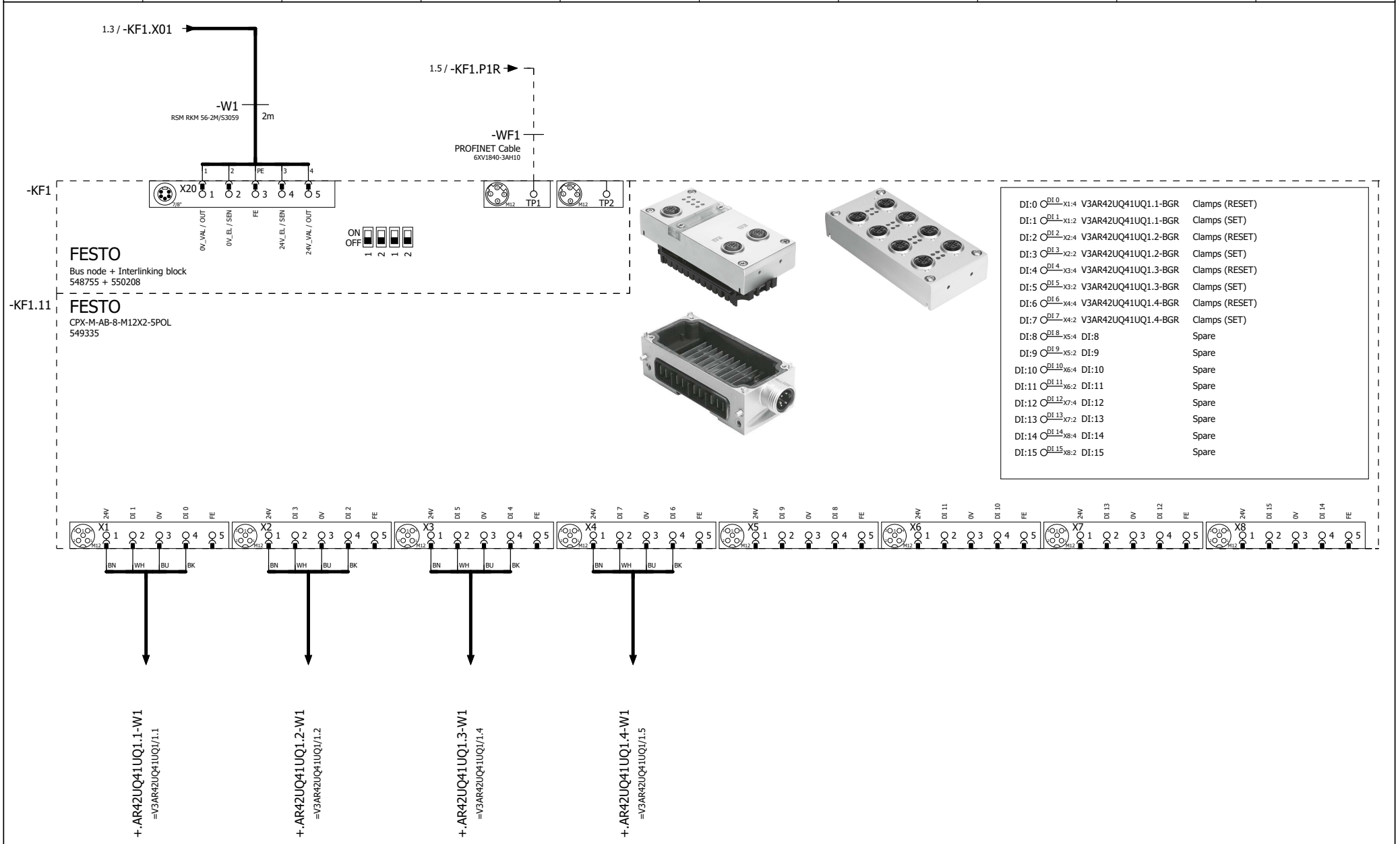

			Date	12/14/2022	Volvo Trucks North America		Valiant TMS	CONNECTING MOD. FOR MPA MANIFOLD	Drawing name: =2V06&EFS_EL	= V3AR42UQ41KF1	
			Ed.	MKLEPADLO						+ V3AR42UQ41	
			Appr		P6700 Rear Wall - Cell 2V06				Document type: EFS	Project nr: 22-16148	Page 2
Modification	Date	Name	Original		Replacement of	Replaced by	Scale 1:1				1460



2 4

			Date	12/14/2022	Volvo Trucks North America	Valiant TMS	I/O MOD. DI16 (8 x M12) FOR MPA	Drawing name: =2V06&EFS_EL	= V3AR42UQ41KF1 + V3AR42UQ41
			Ed.	MKLEPADLO	P6700 Rear Wall - Cell 2V06				
			Appr					Document type: EFS	Project nr: 22-16148
Modification	Date	Name	Original		Replacement of / Replaced by	Scale 1:1			Page 3 / 1460

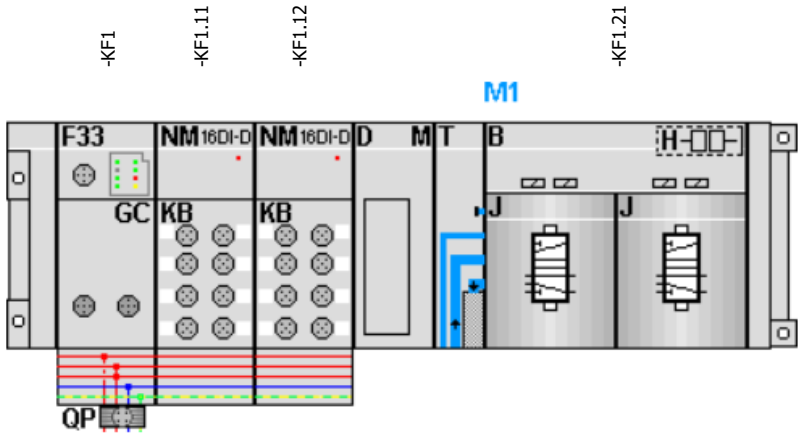

KF1.21
=V3AR42UQ41UQ1/1.3

FESTO

=V3AR42UQ41UQ1/1.4	DO:0 DO 0 1.1	-QN1.1_Q	Clamps (RST)
=V3AR42UQ41UQ1/1.4	DO:1 DO 1 1.2	-QN1.2_Q	Clamps (SET)
	DO:2 DO 2 2.1	-QN2.1_Q	Spare
	DO:3 DO 3 2.2	-QN2.2_Q	Spare

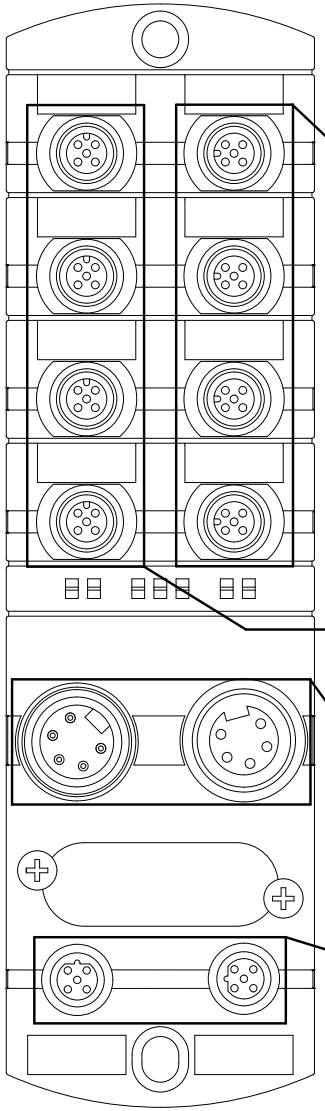

IO-Link (Class A / Class B)

Pin 1: +24 V US / 1 A
Pin 2: DI/DO UA
Pin 3: 0 V
Pin 4: IO-Link, DI
Pin 5: n.c. (Class A) / 0 V (Class B)

DIO

Pin 1: +24 V US / 0,2 A
Pin 2: DI/DO
Pin 3: 0 V
Pin 4: DI/DO
Pin 5: FE

POWER IN / POWER OUT

Pin 1: 0 V UA
Pin 2: 0 V US
Pin 3: FE
Pin 4: +24 V US / 9 A
Pin 5: +24 V UA / 9 A

Port1 / Port2

Pin 1: TD +
Pin 2: RD +
Pin 3: TD -
Pin 4: RD -
Pin 5: n.c.

Art.-Nr.	DIO	IO-Link Class A	IO-Link Class B
55130	X0 ... X7	-	-
55131	X0 ... X5	-	X6, X7
55132	X0 ... X3	X6,X7	X4, X5
55530	X0 ... X7	-	-
55531	X0 ... X5	-	X6, X7
55532	X0 ... X3	X6,X7	X4, X5

=V3AR42UQ41UQ1/1

			Date	9/17/2022	Volvo Trucks North America	Valiant TMS	Safety sensors (on frame)	Drawing name: =2V06&EFS_EL	= V3AR42UQ41KF1	
			Ed.	MKLEPADLO					+ V3AR42UQ41	
			Appr		P6700 Rear Wall - Cell 2V06	Scale 1:1		Document type: EFS	Project nr: 22-16148	Page 5
Modification	Date	Name	Original		Replacement of	Replaced by				1460

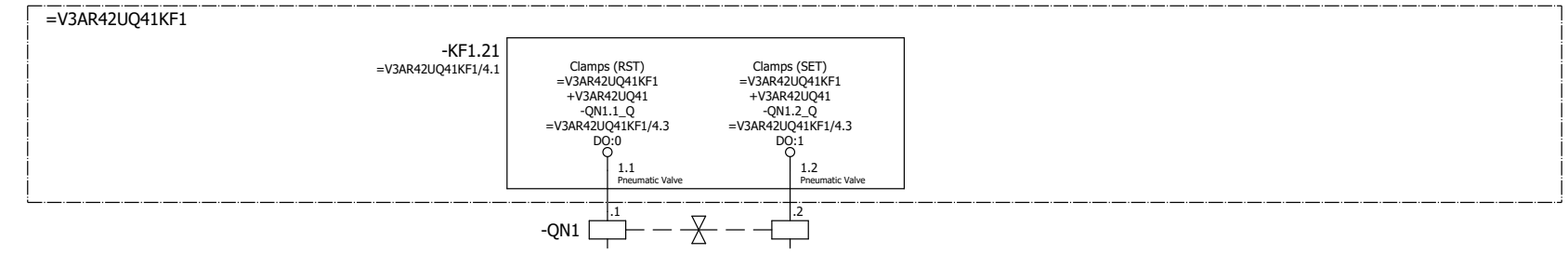

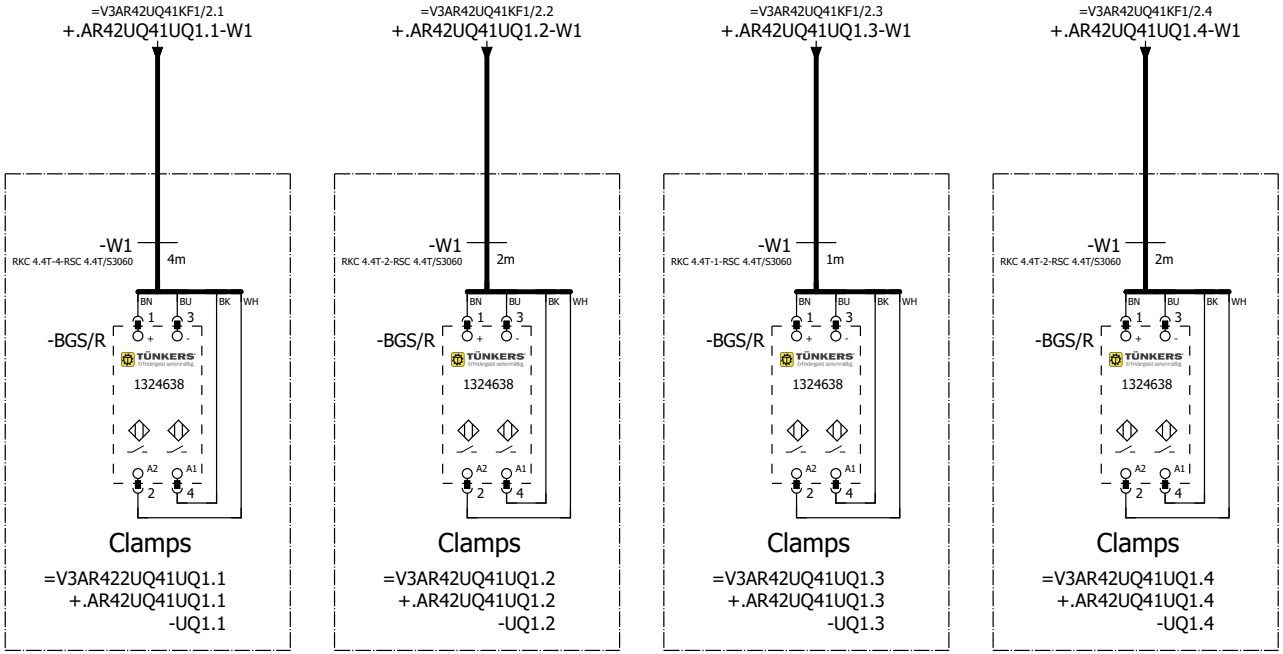

=V3AR42UQ41 -UQ1.1-BGS/R	=V3AR42UQ41 -UQ1.2-BGS/R Clamps	=V3AR42UQ41 -UQ1.3-BGS/R Clamps	=V3AR42UQ41 -UQ1.4-BGS/R Clamps

=V3AR42UQ41KF1/5

=V3AR42UQ42BG0+.AR42UQ42/1

			Date	12/14/2022	Volvo Trucks North America	Valiant TMS	FESTO DQ CONNECTION QN1	Drawing name: =2V06&EFS_EL	= V3AR42UQ41UQ1	
			Ed.	MKLEPADLO					+ V3AR42UQ41	
			Appr		P6700 Rear Wall - Cell 2V06			Document type: EFS	Project nr: 22-16148	Page 1
Modification	Date	Name	Original		Replacement of	Replaced by	Scale 1:1			1460

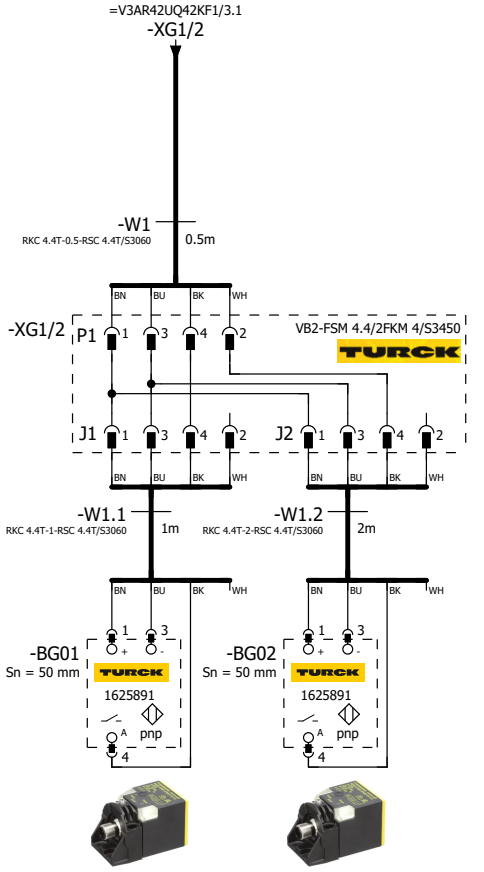

=V3AR42UQ42 -BG01 Rear Wall Panel	=V3AR42UQ42 -BG02 Rear Wall Panel

=V3AR42UQ41UQ1+.AR42UQ41/1

=V3AR42UQ42KF1/1

			Date	12/14/2022	Volvo Trucks North America	Valiant TMS	SENSORS	Drawing name: =2V06&EFS_EL	= V3AR42UQ42BG0	
			Ed.	MKLEPADLO					+ V3AR42UQ42	
			Appr		P6700 Rear Wall - Cell 2V06			Document type: EFS	Project nr: 22-16148	Page 1
Modification	Date	Name	Original		Replacement of / Replaced by	Scale 1:1				1460

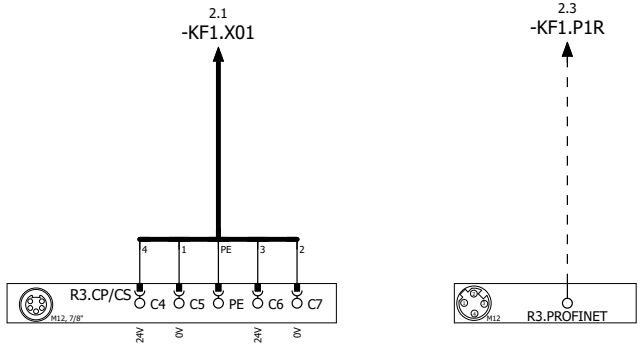

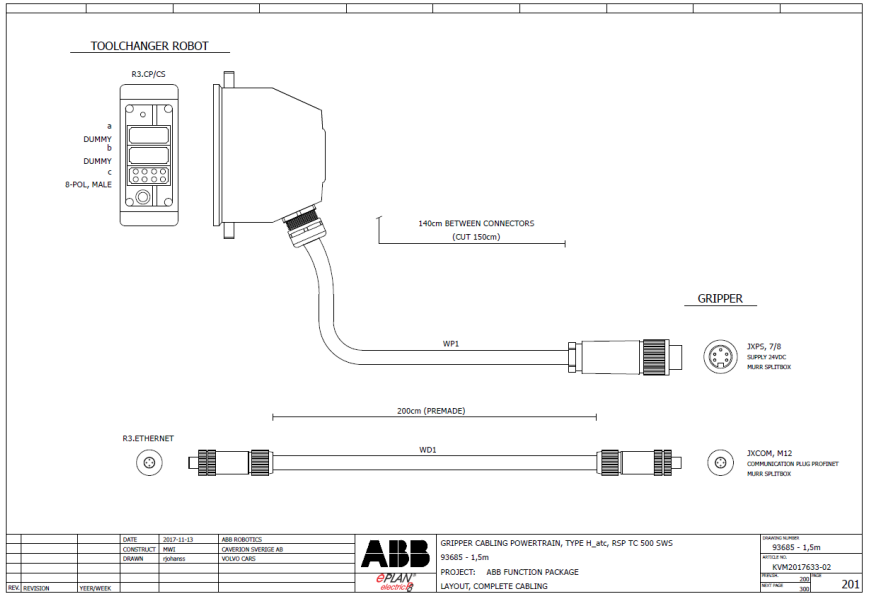

=V3AR42UQ42BG0/1

2

			Date	12/14/2022	Volvo Trucks North America		Valiant TMS	Tool changer	Drawing name: =2V06&EFS_EL	= V3AR42UQ42KF1
			Ed.	MKLEPADLO						+ V3AR42UQ42
			Appr		P6700 Rear Wall - Cell 2V06				Document type: EFS	Project nr: 22-16148
Modification	Date	Name	Original		Replacement of	Replaced by	Scale 1:1			Page 1 / 1460

1.3 / -KF1.X01

-W1
RSM RKM 56-2M/S3059
2m

1.5 / -KF1.P1R

-WF1
PROFINET Cable
6XV1840-3AH10

-KF1

X20 7/8" 1 2 PE 3 4 5
0V_VAL / OUT
0V_EL / SEN
FE
24V_EL / SEN
24V_VAL / OUT

TP1 M12
TP2 M12

ON
OFF
1 2 1 2

FESTO
Bus node + Interlinking block
548755 + 550208

-KF1.11

FESTO
CPX-M-AB-8-M12X2-5POL
549335

DI:0	DI 0 X1:4	V3AR42UQ42UQ1.1-BGR	Clamps (RESET)
DI:1	DI 1 X1:2	V3AR42UQ42UQ1.1-BGR	Clamps (SET)
DI:2	DI 2 X2:4	V3AR42UQ42UQ1.2-BGR	Clamps (RESET)
DI:3	DI 3 X2:2	V3AR42UQ42UQ1.2-BGR	Clamps (SET)
DI:4	DI 4 X3:4	V3AR42UQ42UQ1.3-BGR	Clamps (RESET)
DI:5	DI 5 X3:2	V3AR42UQ42UQ1.3-BGR	Clamps (SET)
DI:6	DI 6 X4:4	V3AR42UQ42UQ1.4-BGR	Clamps (RESET)
DI:7	DI 7 X4:2	V3AR42UQ42UQ1.4-BGR	Clamps (SET)
DI:8	DI 8 X5:4	DI:8	Spare
DI:9	DI 9 X5:2	DI:9	Spare
DI:10	DI 10 X6:4	DI:10	Spare
DI:11	DI 11 X6:2	DI:11	Spare
DI:12	DI 12 X7:4	DI:12	Spare
DI:13	DI 13 X7:2	DI:13	Spare
DI:14	DI 14 X8:4	DI:14	Spare
DI:15	DI 15 X8:2	DI:15	Spare

X1 M12: 24V | DI 1 | 0V | DI 0 | FE — 1 2 3 4 5 — BN WH BU BK
X2 M12: 24V | DI 3 | 0V | DI 2 | FE — 1 2 3 4 5 — BN WH BU BK
X3 M12: 24V | DI 5 | 0V | DI 4 | FE — 1 2 3 4 5 — BN WH BU BK
X4 M12: 24V | DI 7 | 0V | DI 6 | FE — 1 2 3 4 5 — BN WH BU BK
X5 M12: 24V | DI 9 | 0V | DI 8 | FE — 1 2 3 4 5
X6 M12: 24V | DI 11 | 0V | DI 10 | FE — 1 2 3 4 5
X7 M12: 24V | DI 13 | 0V | DI 12 | FE — 1 2 3 4 5
X8 M12: 24V | DI 15 | 0V | DI 14 | FE — 1 2 3 4 5

+.AR42UQ42UQ1.1-W1
=V3AR42UQ42UQ1/1.1

+.AR42UQ42UQ1.2-W1
=V3AR42UQ42UQ1/1.2

+.AR42UQ42UQ1.3-W1
=V3AR42UQ42UQ1/1.4

+.AR42UQ42UQ1.4-W1
=V3AR42UQ42UQ1/1.5

1 3

			Date	12/14/2022	Volvo Trucks North America		Valiant TMS	CONNECTING MOD. FOR MPA MANIFOLD	Drawing name: =2V06&EFS_EL	= V3AR42UQ42KF1	
			Ed.	MKLEPADLO						+ V3AR42UQ42	
			Appr		P6700 Rear Wall - Cell 2V06				Document type: EFS	Project nr: 22-16148	Page 2
Modification	Date	Name	Original		Replacement of	Replaced by	Scale 1:1				1460



2 4

			Date	12/14/2022	Volvo Trucks North America	Valiant TMS	I/O MOD. DI16 (8 x M12) FOR MPA	Drawing name: =2V06&EFS_EL	= V3AR42UQ42KF1 + V3AR42UQ42
			Ed.	MKLEPADLO	P6700 Rear Wall - Cell 2V06				
			Appr					Document type: EFS	Project nr: 22-16148
Modification	Date	Name	Original		Replacement of / Replaced by	Scale 1:1			Page 3 / 1460

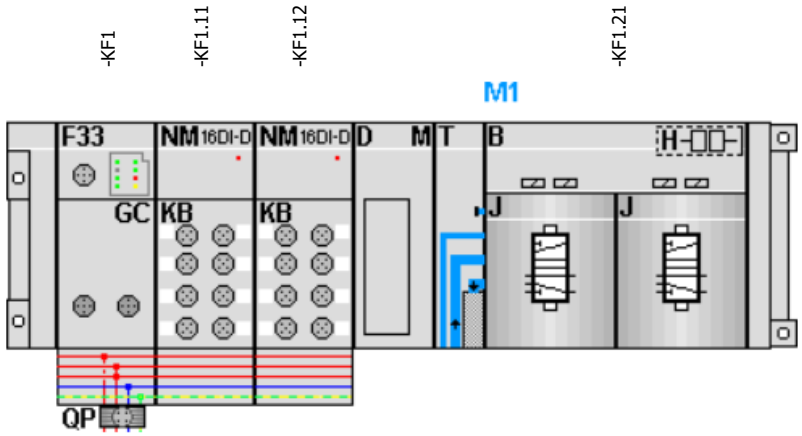

KF1.21
=V3AR42UQ42UQ1/1.3

FESTO

=V3AR42UQ42UQ1/1.4	DO:0 DO 0 1.1	-QN1.1_Q	Clamps (RST)
=V3AR42UQ42UQ1/1.4	DO:1 DO 1 1.2	-QN1.2_Q	Clamps (SET)
	DO:2 DO 2 2.1	-QN2.1_Q	Spare
	DO:3 DO 3 2.2	-QN2.2_Q	Spare

			Date	12/14/2022	Volvo Trucks North America		Valiant TMS	CONNECTING MOD. FOR FESTO DQ	Drawing name: =2V06&EFS_EL	= V3AR42UQ42KF1
			Ed.	MKLEPADLO						+ V3AR42UQ42
			Appr		P6700 Rear Wall - Cell 2V06				Document type: EFS	Project nr: 22-16148
Modification	Date	Name	Original		Replacement of	Replaced by	Scale 1:1			Page 4 / 1460

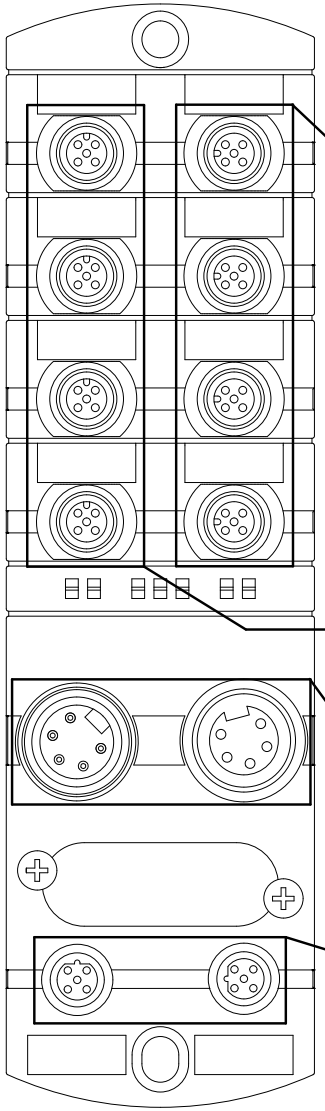

IO-Link (Class A / Class B)

Pin 1: +24 V US / 1 A
Pin 2: DI/DO UA
Pin 3: 0 V
Pin 4: IO-Link, DI
Pin 5: n.c. (Class A) / 0 V (Class B)

DIO

Pin 1: +24 V US / 0,2 A
Pin 2: DI/DO
Pin 3: 0 V
Pin 4: DI/DO
Pin 5: FE

POWER IN / POWER OUT

Pin 1: 0 V UA
Pin 2: 0 V US
Pin 3: FE
Pin 4: +24 V US / 9 A
Pin 5: +24 V UA / 9 A

Port1 / Port2

Pin 1: TD +
Pin 2: RD +
Pin 3: TD -
Pin 4: RD -
Pin 5: n.c.

Art.-Nr.	DIO	IO-Link Class A	IO-Link Class B
55130	X0 ... X7	-	-
55131	X0 ... X5	-	X6, X7
55132	X0 ... X3	X6,X7	X4, X5
55530	X0 ... X7	-	-
55531	X0 ... X5	-	X6, X7
55532	X0 ... X3	X6,X7	X4, X5

			Date	9/17/2022	Volvo Trucks North America	Valiant TMS	Safety sensors (on frame)	Drawing name: =2V06&EFS_EL	= V3AR42UQ42KF1
			Ed.	MKLEPADLO					+ V3AR42UQ42
			Appr		P6700 Rear Wall - Cell 2V06			Document type: EFS	Project nr: 22-16148
Modification	Date	Name	Original		Replacement of / Replaced by	Scale 1:1			Page 5 / 1460

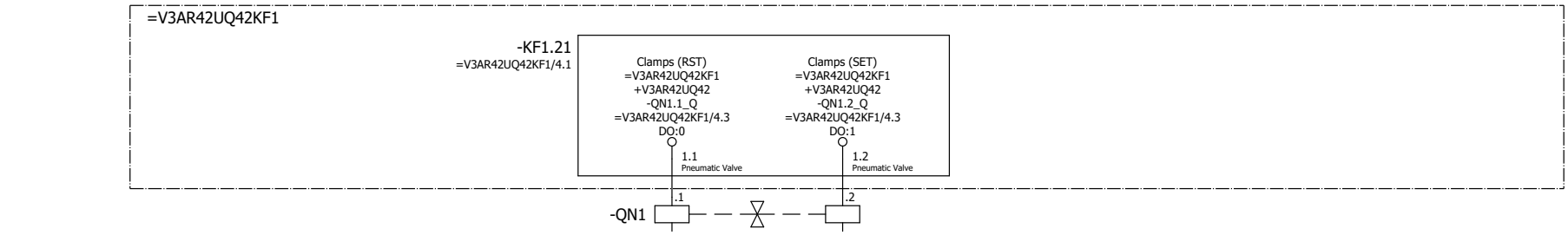

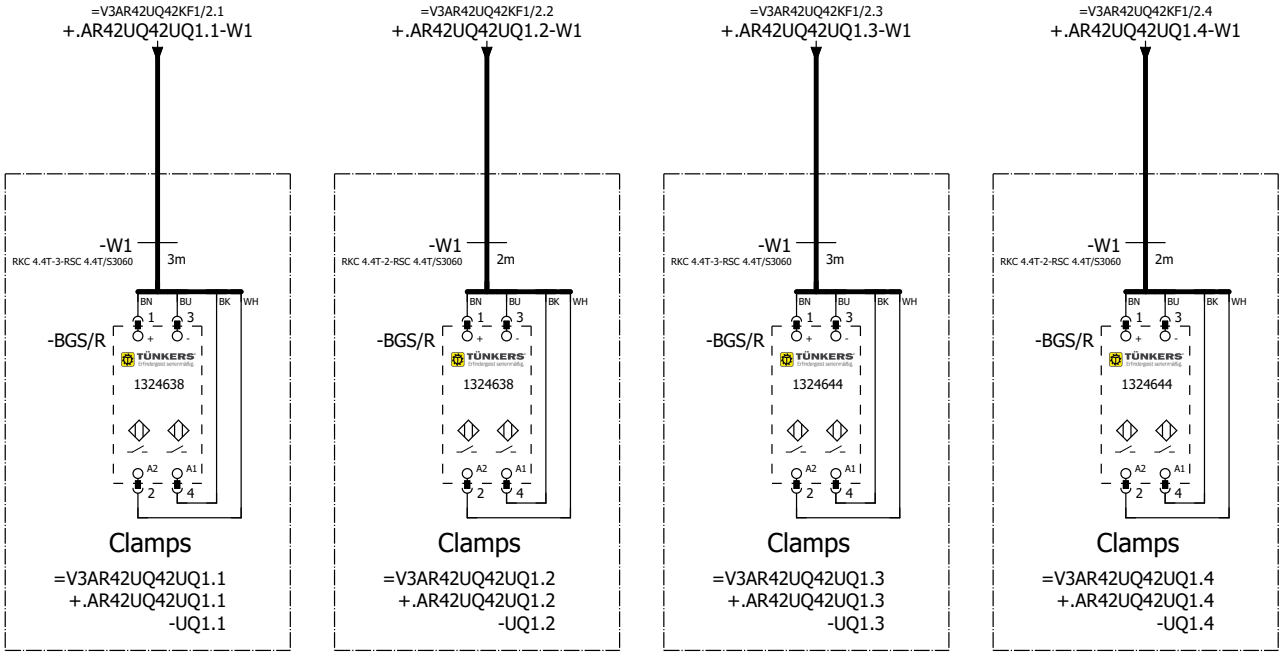

=V3AR42UQ42
-UQ1.1-BGS/R
Clamps

=V3AR42UQ42
-UQ1.2-BGS/R
Clamps

=V3AR42UQ42
-UQ1.3-BGS/R
Clamps

=V3AR42UQ42
-UQ1.4-BGS/R
Clamps

=V3AR42UQ42KF1/5

=V3AR42WC1+.AR42UC01/1

			Date	12/14/2022	Volvo Trucks North America		Valiant TMS	FESTO DQ CONNECTION QN1	Drawing name: =2V06&EFS_EL	= V3AR42UQ42UQ1
			Ed.	MKLEPADLO						+ V3AR42UQ42
			Appr		P6700 Rear Wall - Cell 2V06				Document type: EFS	Project nr: 22-16148
Modification	Date	Name	Original		Replacement of	Replaced by	Scale 1:1			Page 1 / 1460

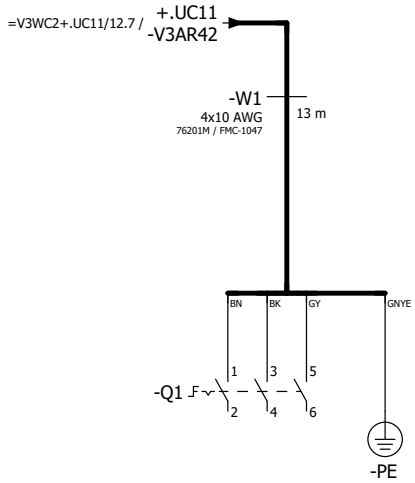

=V3AR42UQ42UQ1+.AR42UQ42/1

=V3AR42XQ11WC1+.AR42XQ11UC01/1

			Date	12/14/2022	Volvo Trucks North America		Valiant TMS	Incoming power	Drawing name: =2V06&EFS_EL	= V3AR42WC1
			Ed.	MKLEPADLO						+ V3AR42UC01
			Appr		P6700 Rear Wall - Cell 2V06				Document type: EFS	Project nr: 22-16148	Page 1
Modification	Date	Name	Original		Replacement of	Replaced by	Scale 1:1			1460

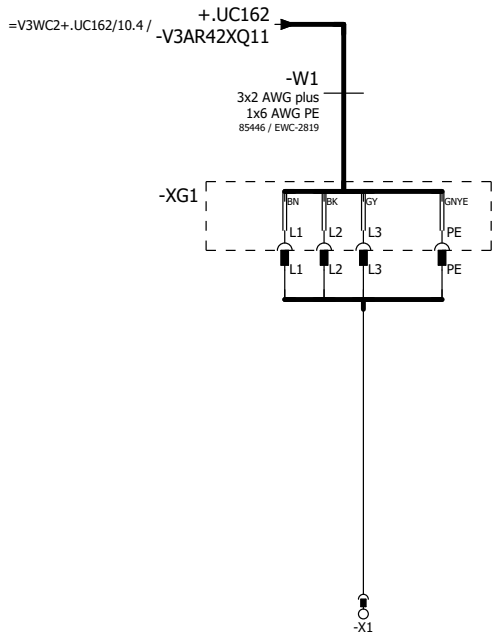

=V3AR42WC1+.AR42UC01/1

=V3AR191KF1+.AR191UC01/1

			Date	12/14/2022	Volvo Trucks North America		Valiant TMS	Incoming power	Drawing name: =2V06&EFS_EL		= V3AR42XQ11WC1
			Ed.	MKLEPADLO							+ V3AR42XQ11UC01
			Appr		P6700 Rear Wall - Cell 2V06				Document type: EFS	Project nr: 22-16148	Page 1
Modification	Date	Name	Original		Replacement of	Replaced by	Scale 1:1				1460

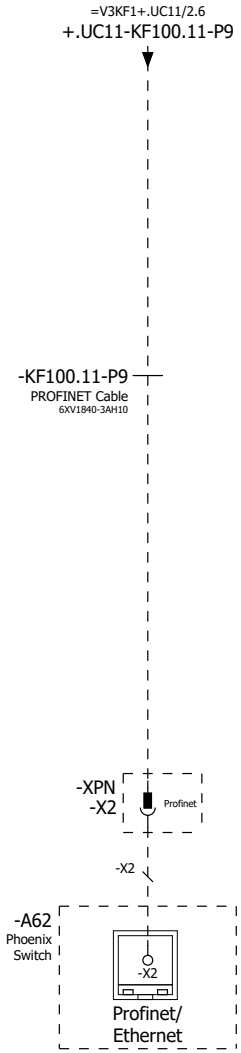

=V3AR42XQ11WC1+.AR42XQ11UC01/1

=V3AR191WC1/1

			Date	12/14/2022	Volvo Trucks North America	Valiant TMS	Incoming Profinet	Drawing name: =2V06&EFS_EL	= V3AR191KF1
			Ed.	MKLEPADLO					+ V3AR191UC01
			Appr		P6700 Rear Wall - Cell 2V06			Document type: EFS	Project nr: 22-16148
Modification	Date	Name	Original		Replacement of	Replaced by	Scale 1:1		Page 1 / 1460

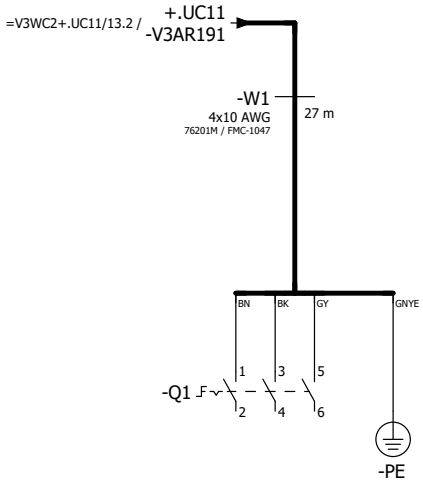

=V3AR191KF1/1

=V3BX11WC3+.BX11UC01/1

			Date	12/14/2022	Volvo Trucks North America		Valiant TMS	Incoming power	Drawing name: =2V06&EFS_EL	= V3AR191WC1
			Ed.	MKLEPADLO						+ V3AR191UC01
			Appr		P6700 Rear Wall - Cell 2V06				Document type: EFS	Project nr: 22-16148 Page 1
Modification	Date	Name	Original		Replacement of	Replaced by	Scale 1:1			1460

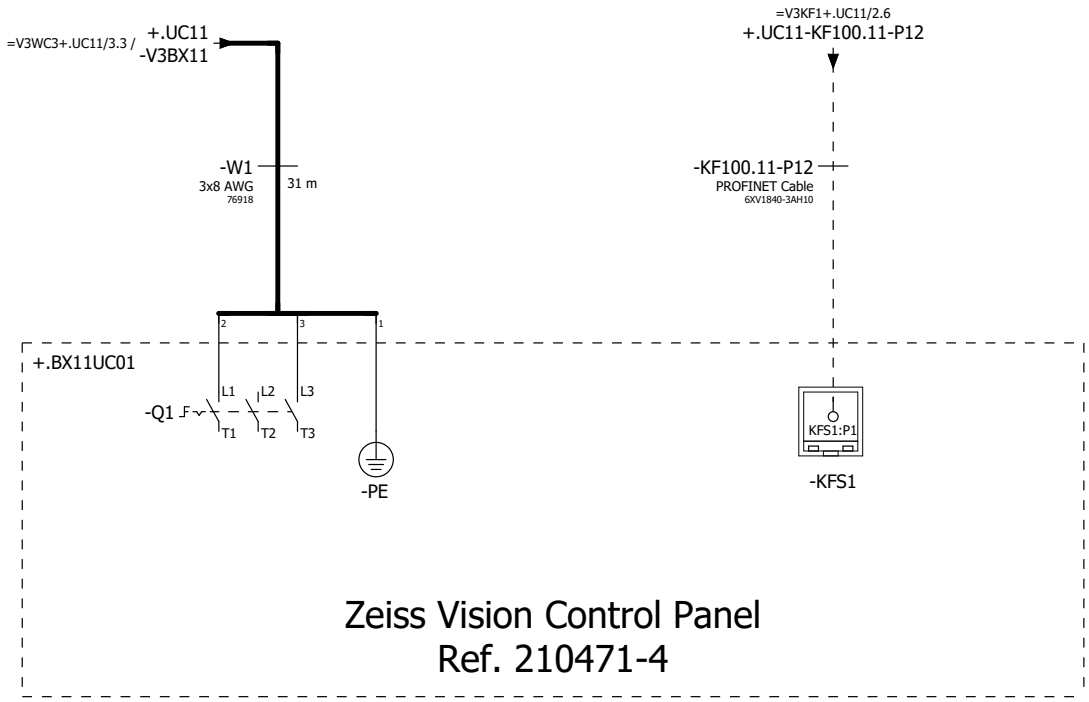

=V3AR191WC1+.AR191UC01/1

=V3FQ1+.FQ1/1

			Date	12/14/2022	Volvo Trucks North America		Valiant TMS	Incoming power & profinet	Drawing name: =2V10&EFS-EL	= V3BX11WC3	
			Ed.	MKLEPADLO						+ V3BX11UC01	
			Appr		P6700 Rear Wall - Cell 2V06				Document type: EFS	Project nr: 22-16148	Page 1
Modification	Date	Name	Original		Replacement of	Replaced by	Scale 1:1				1460

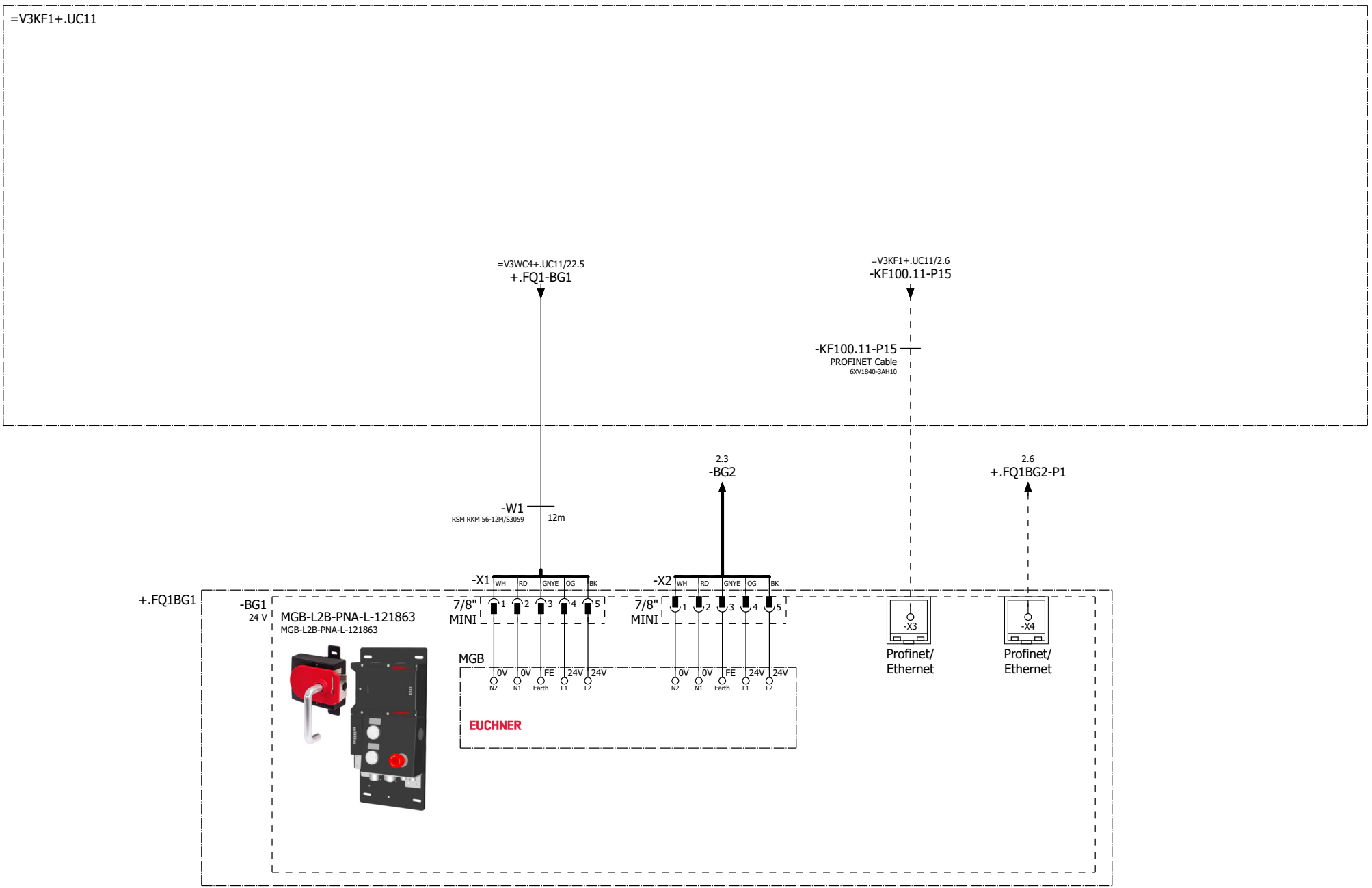

=V3BX11WC3+.BX11UC01/1

2

			Date	12/14/2022	Volvo Trucks North America		Valiant TMS	Door lock sensor -BG1	Drawing name: =2V06&EFS_EL	= V3FQ1	
			Ed.	MKLEPADLO						+ V3FQ1	
			Appr		P6700 Rear Wall - Cell 2V06				Document type: EFS	Project nr: 22-16148	Page 1
Modification	Date	Name	Original		Replacement of	Replaced by	Scale 1:1				1460

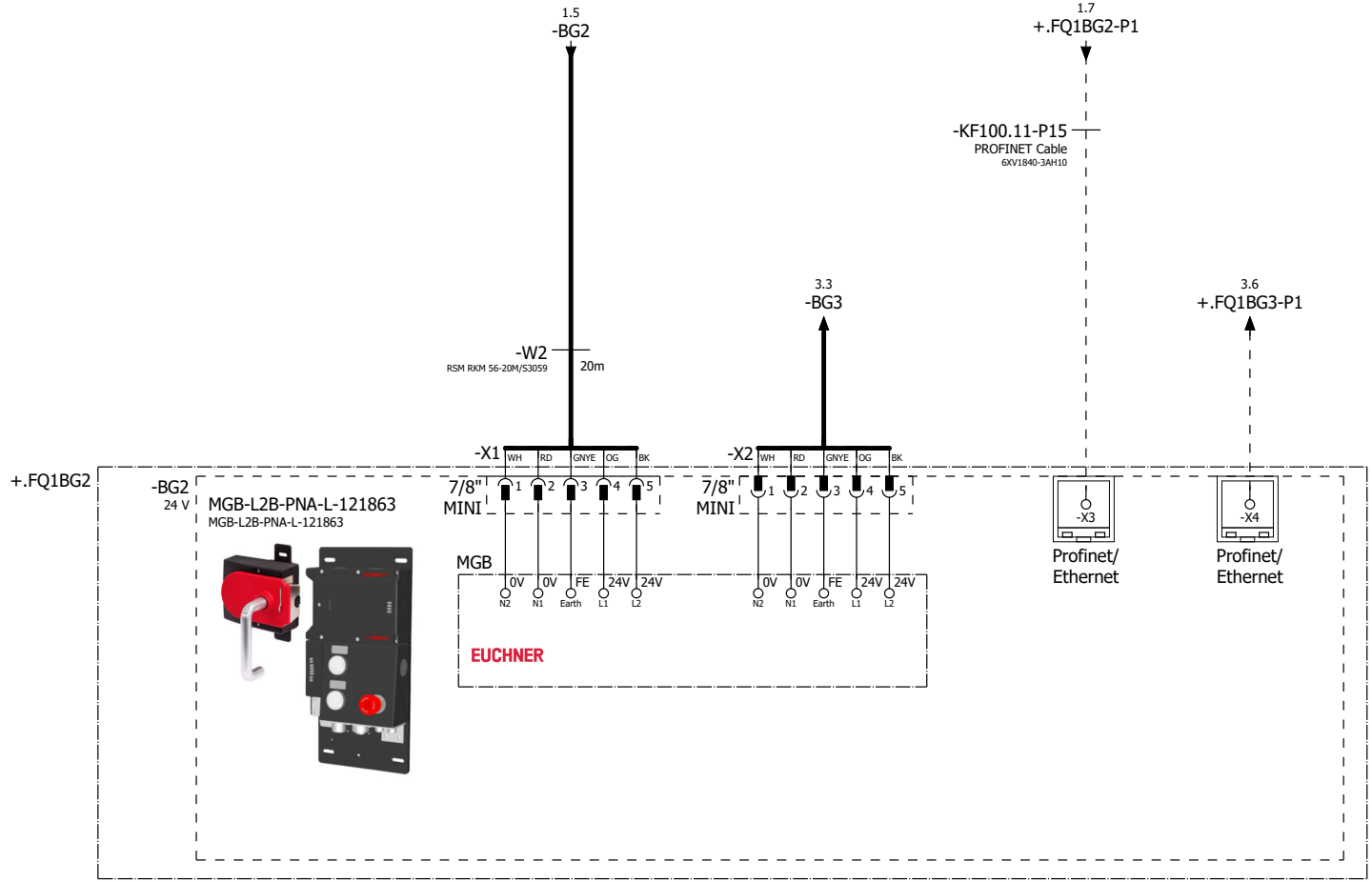

1 3

			Date	12/14/2022	Volvo Trucks North America		Valiant TMS	Door lock sensor -BG2	Drawing name: =2V06&EFS_EL	= V3FQ1
			Ed.	MKLEPADLO						+ V3FQ1
			Appr		P6700 Rear Wall - Cell 2V06				Document type: EFS	Project nr: 22-16148 Page 2
Modification	Date	Name	Original		Replacement of	Replaced by	Scale 1:1			1460

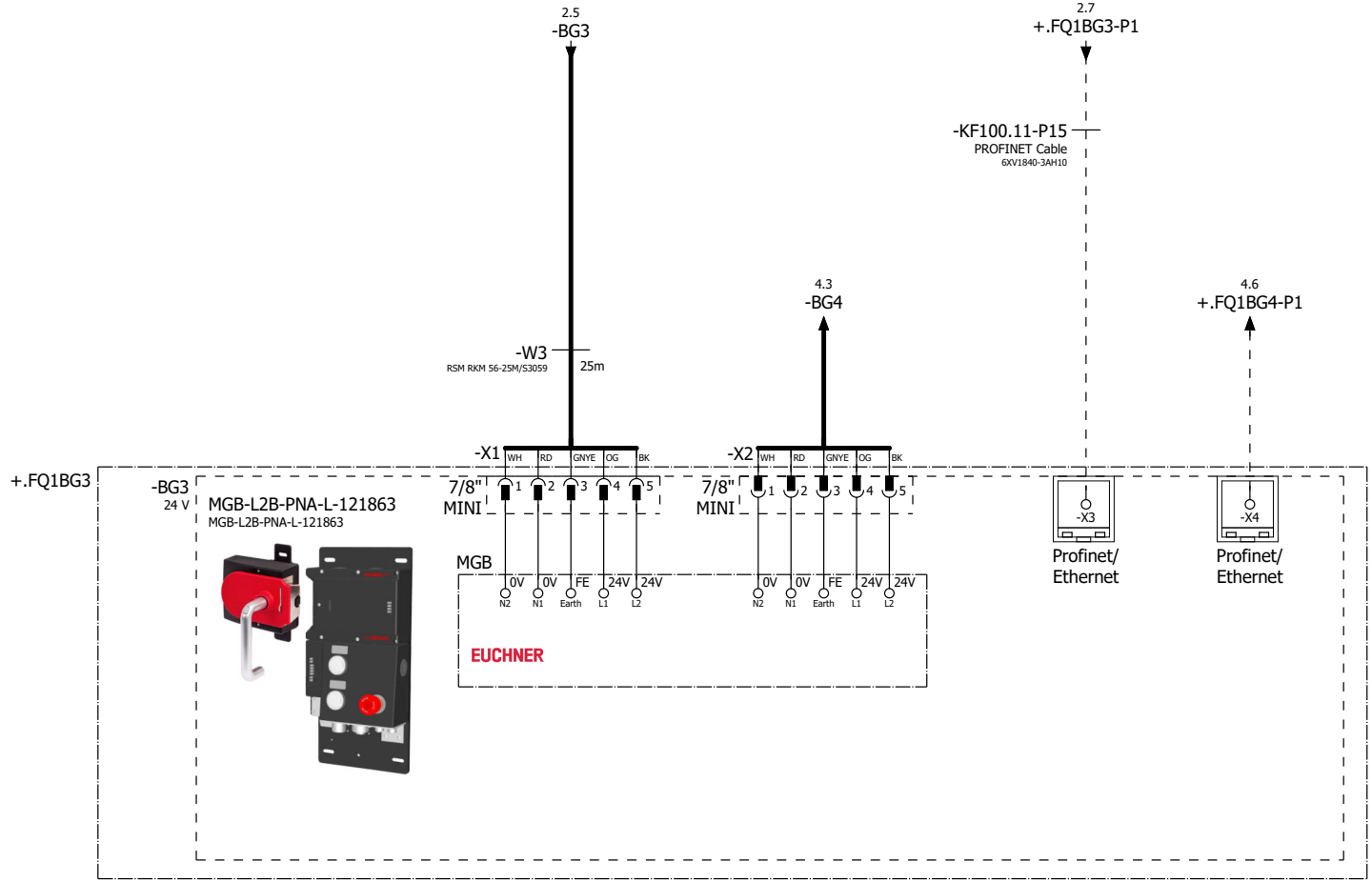

			Date	12/14/2022	Volvo Trucks North America		Valiant TMS	Door lock sensor -BG3	Drawing name: =2V06&EFS_EL	= V3FQ1	
			Ed.	MKLEPADLO						+ V3FQ1	
			Appr		P6700 Rear Wall - Cell 2V06				Document type: EFS	Project nr: 22-16148	Page 3
Modification	Date	Name	Original		Replacement of	Replaced by	Scale 1:1				1460

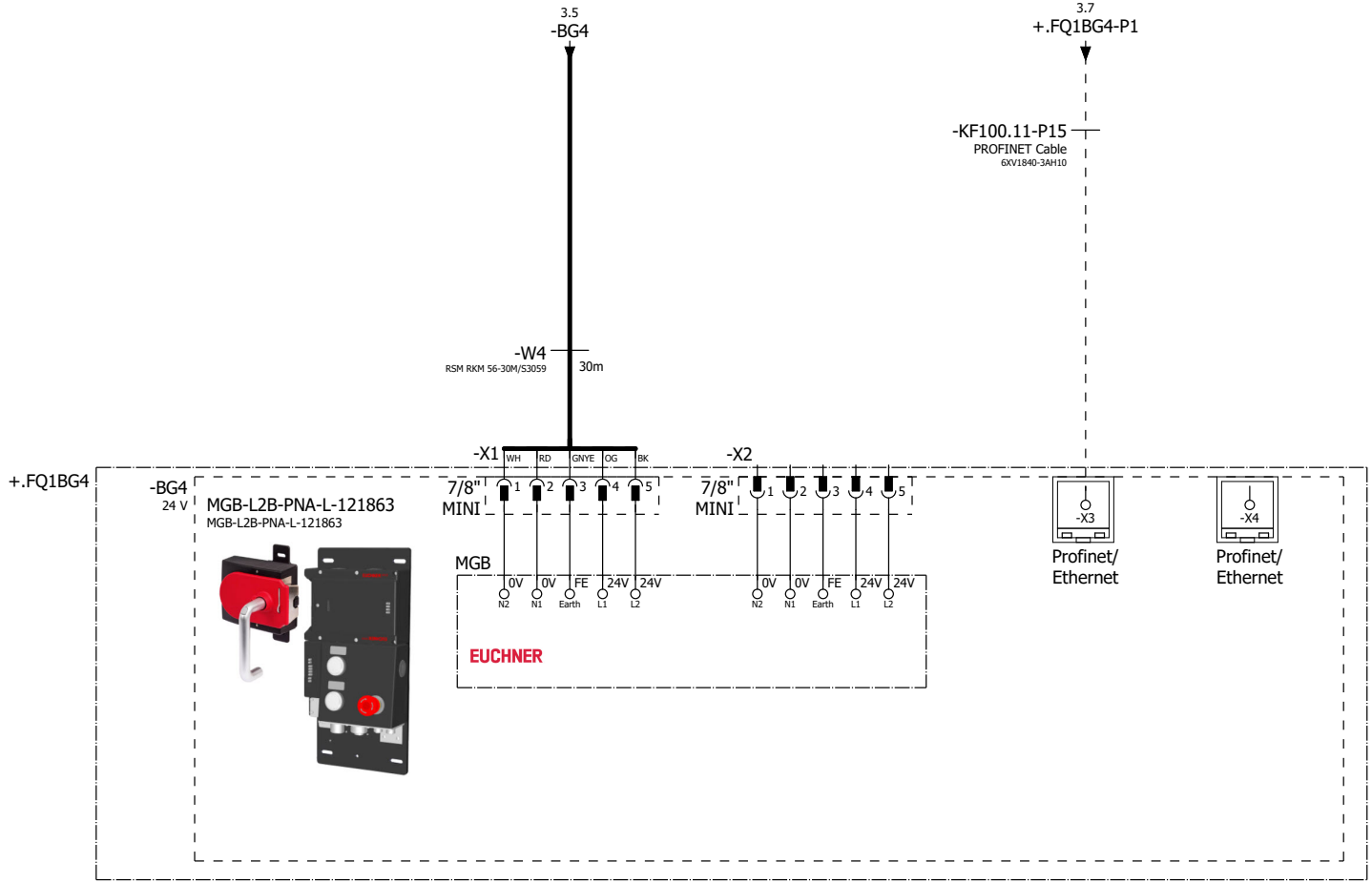

3

+.UC11/1

			Date	12/14/2022	Volvo Trucks North America		Valiant TMS	Door lock sensor -BG4	Drawing name: =2V06&EFS_EL	= V3FQ1
			Ed.	MKLEPADLO						+ V3FQ1
			Appr		P6700 Rear Wall - Cell 2V06				Document type: EFS	Project nr: 22-16148
Modification	Date	Name	Original		Replacement of	Replaced by	Scale 1:1			Page 4 / 1460

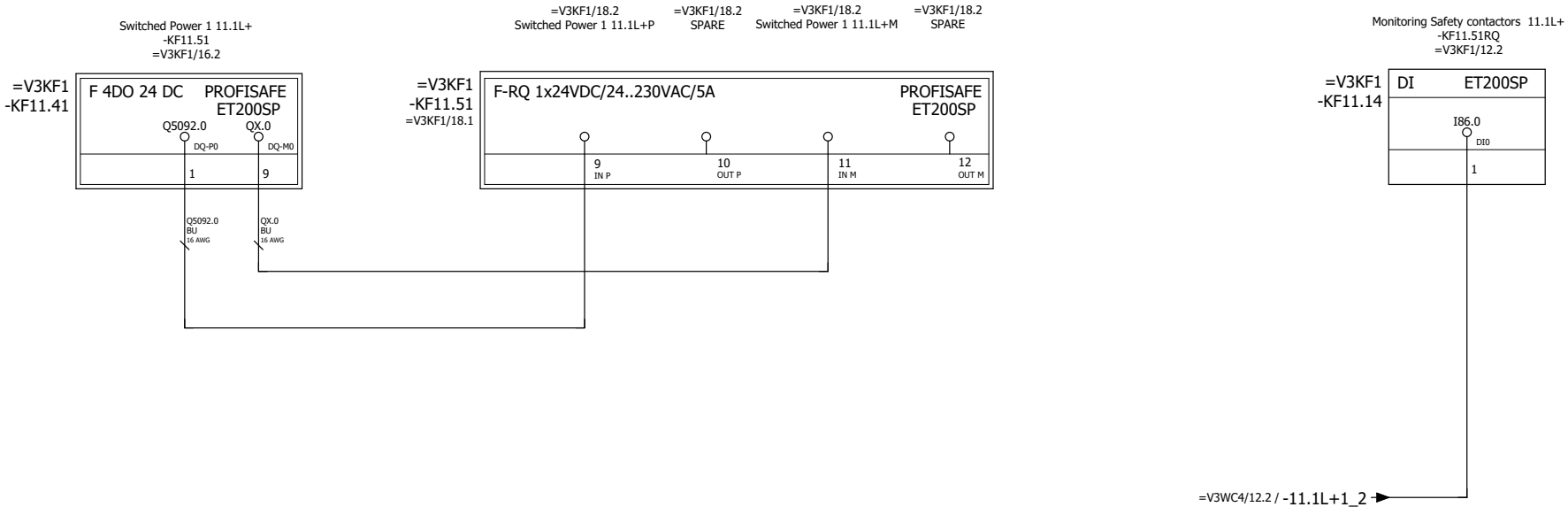

+.FQ1/4

2

			Date	12/14/2022	Volvo Trucks North America	Valiant TMS	Safety power monitoring RQ - KF11.51	Drawing name: =2V06&EFS_EL	= V3FQ1	
			Ed.	MKLEPADLO					+ V3UC11	
			Appr		P6700 Rear Wall - Cell 2V06			Document type: EFS	Project nr: 22-16148	Page 1
Modification	Date	Name	Original		Replacement of / Replaced by	Scale 1:1				1460

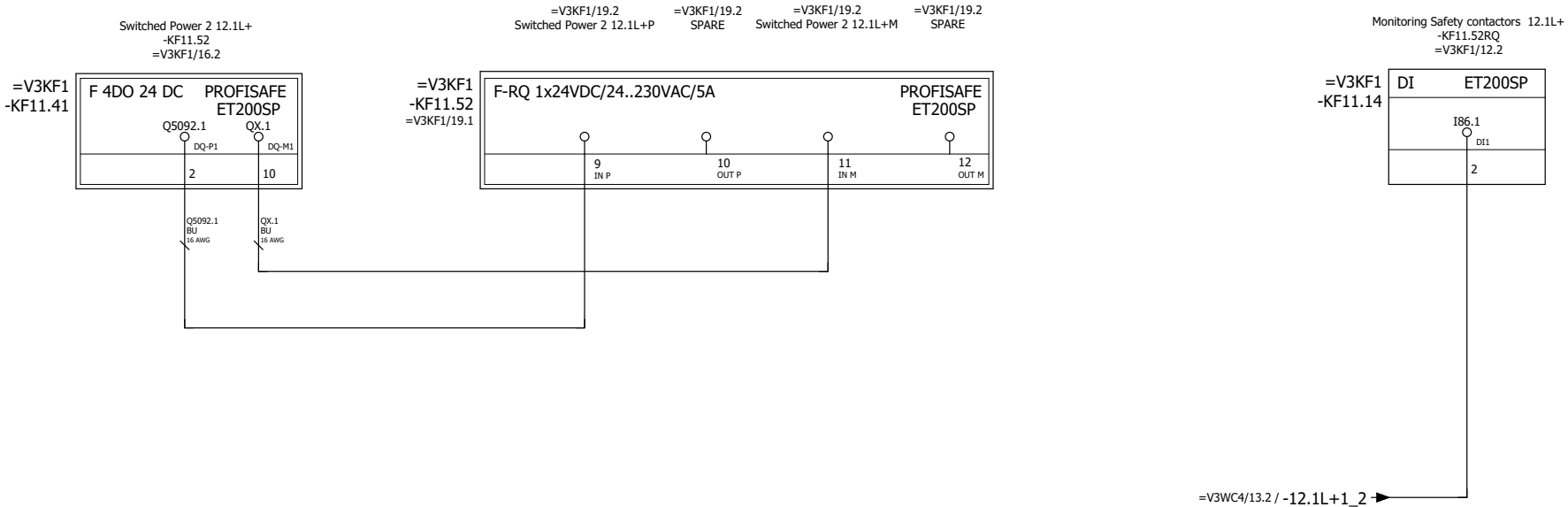

			Date	12/14/2022	Volvo Trucks North America		Valiant TMS	Safety power monitoring RQ - KF11.52	Drawing name: =2V06&EFS_EL	= V3FQ1
			Ed.	MKLEPADLO						+ V3UC11
			Appr		P6700 Rear Wall - Cell 2V06				Document type: EFS	Project nr: 22-16148
Modification	Date	Name	Original		Replacement of	Replaced by	Scale 1:1			Page 2 / 1460

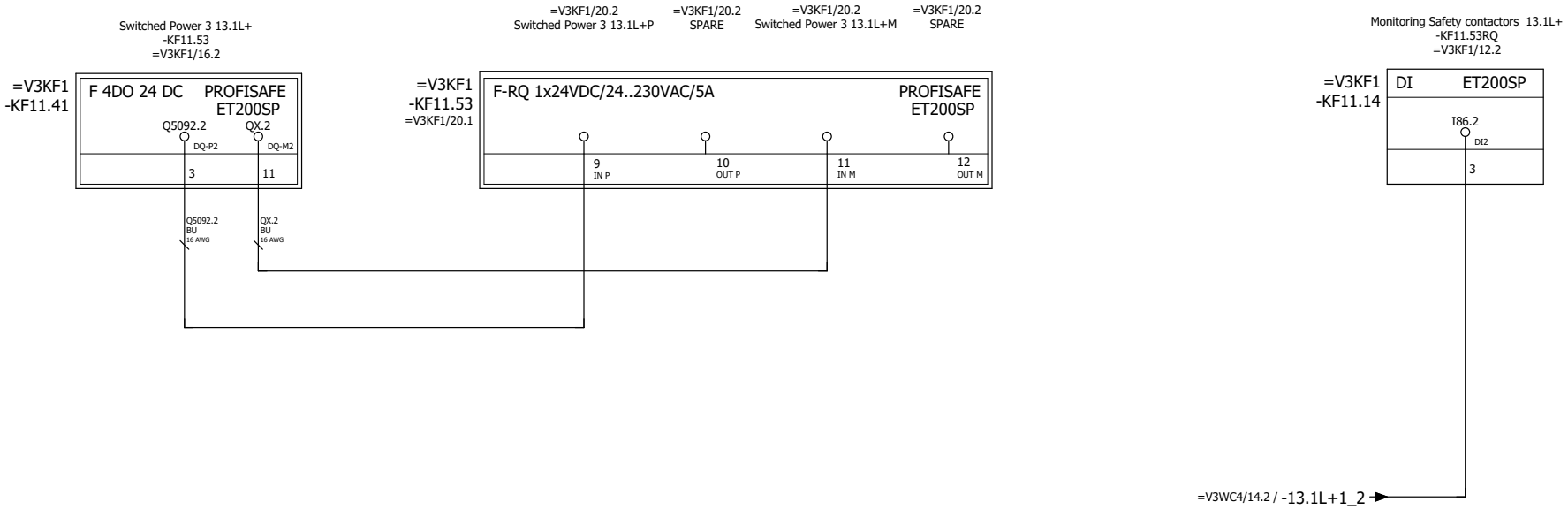

2 4

			Date	12/14/2022	Volvo Trucks North America	Valiant TMS	Safety power monitoring RQ - KF11.53	Drawing name: =2V06&EFS_EL	= V3FQ1	
			Ed.	MKLEPADLO					+ V3UC11	
			Appr		P6700 Rear Wall - Cell 2V06	Scale 1:1		Document type: EFS	Project nr: 22-16148	Page 3
Modification	Date	Name	Original		Replacement of / Replaced by					1460

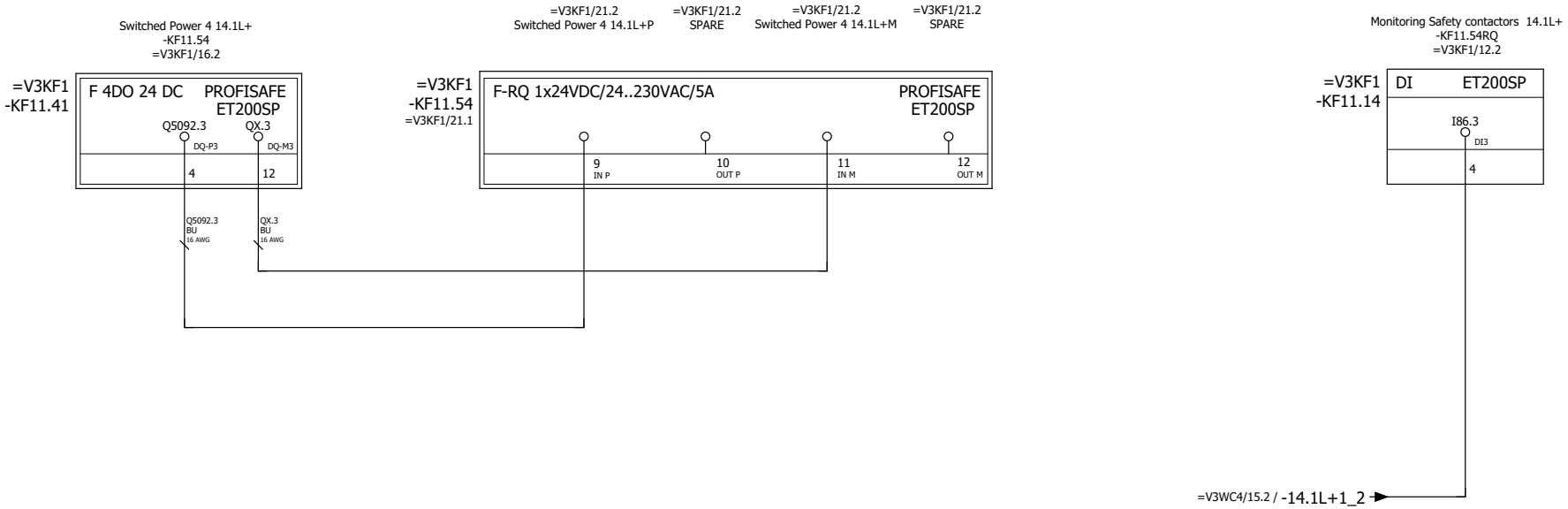

3

+.UC14/1

			Date	12/14/2022	Volvo Trucks North America	Valiant TMS	Safety power monitoring RQ - KF11.54	Drawing name: =2V06&EFS_EL	= V3FQ1	
			Ed.	MKLEPADLO					+ V3UC11	
			Appr		P6700 Rear Wall - Cell 2V06			Document type: EFS	Project nr: 22-16148	Page 4
Modification	Date	Name	Original		Replacement of / Replaced by	Scale 1:1				1460

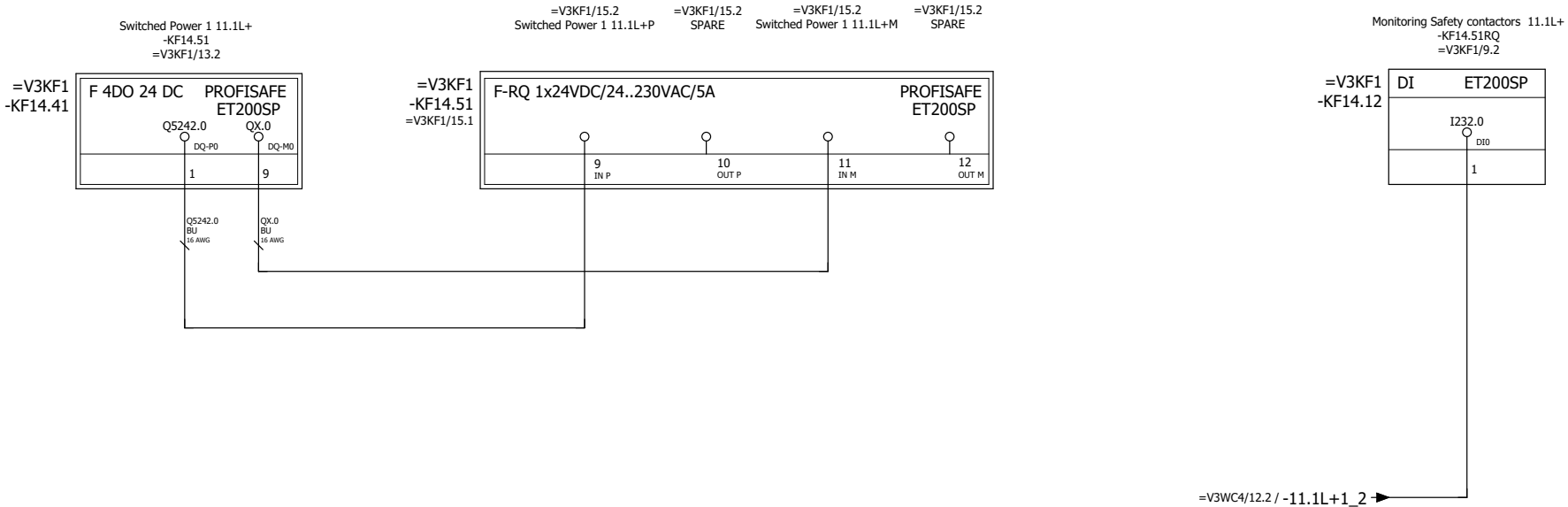

+.UC11/4

2

			Date	12/14/2022	Volvo Trucks North America	Valiant TMS	Safety power monitoring RQ - KF14.51	Drawing name: =2V06&EFS_EL	= V3FQ1	
			Ed.	MKLEPADLO					+ V3UC14	
			Appr		P6700 Rear Wall - Cell 2V06			Document type: EFS	Project nr: 22-16148	Page 1
Modification	Date	Name	Original		Replacement of / Replaced by	Scale 1:1				1460

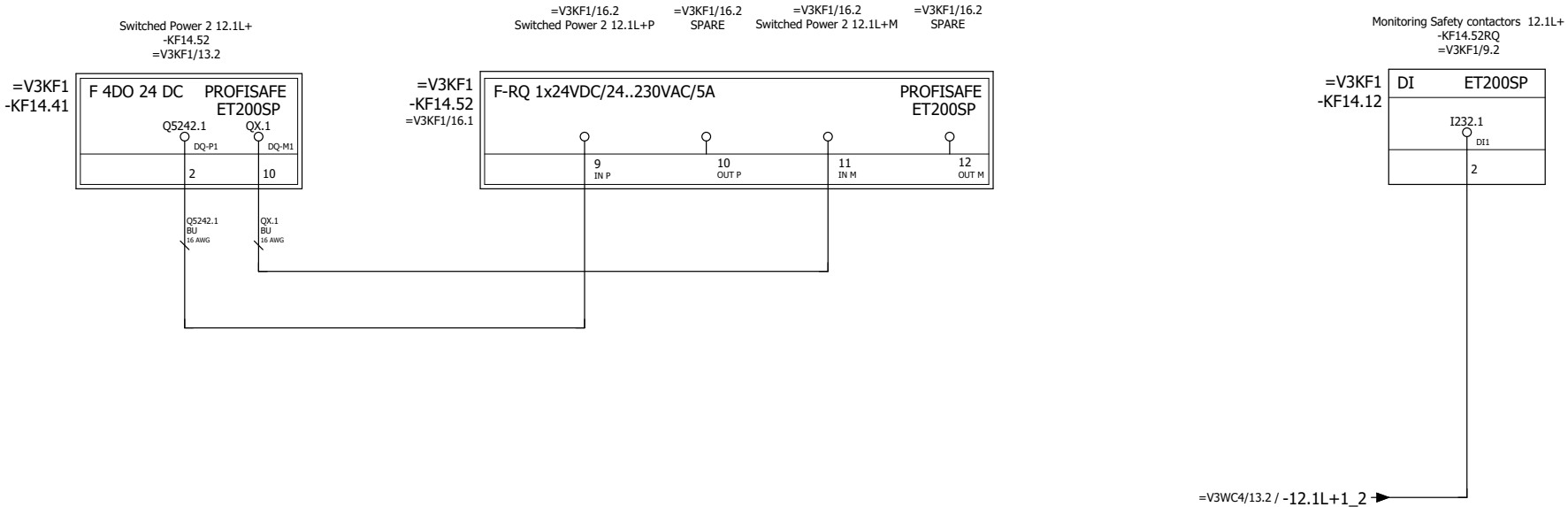

1 3

			Date	12/14/2022	Volvo Trucks North America	Valiant TMS	Safety power monitoring RQ - KF14.52	Drawing name: =2V06&EFS_EL	= V3FQ1	
			Ed.	MKLEPADLO					+ V3UC14	
			Appr		P6700 Rear Wall - Cell 2V06			Document type: EFS	Project nr: 22-16148	Page 2
Modification	Date	Name	Original		Replacement of / Replaced by	Scale 1:1				1460

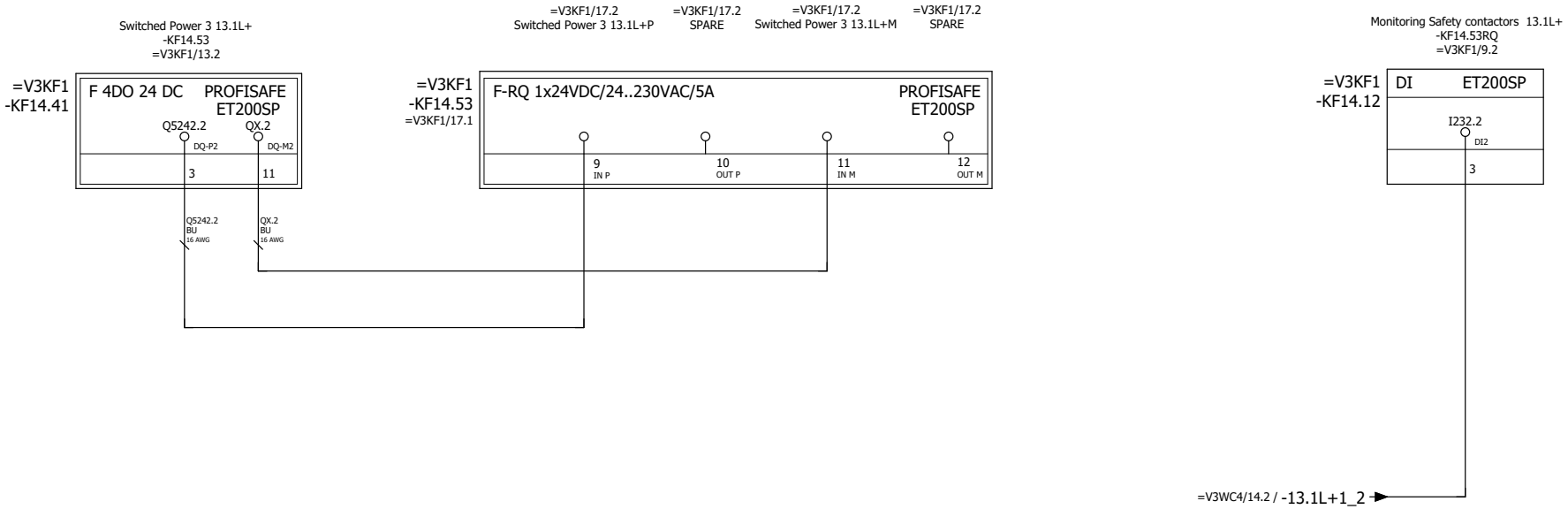

			Date	12/14/2022	Volvo Trucks North America		Valiant TMS	Safety power monitoring RQ - KF14.53	Drawing name: =2V06&EFS_EL	= V3FQ1	
			Ed.	MKLEPADLO						+ V3UC14	
			Appr		P6700 Rear Wall - Cell 2V06		Scale 1:1		Document type: EFS	Project nr: 22-16148	Page 3
Modification	Date	Name	Original		Replacement of	Replaced by					1460

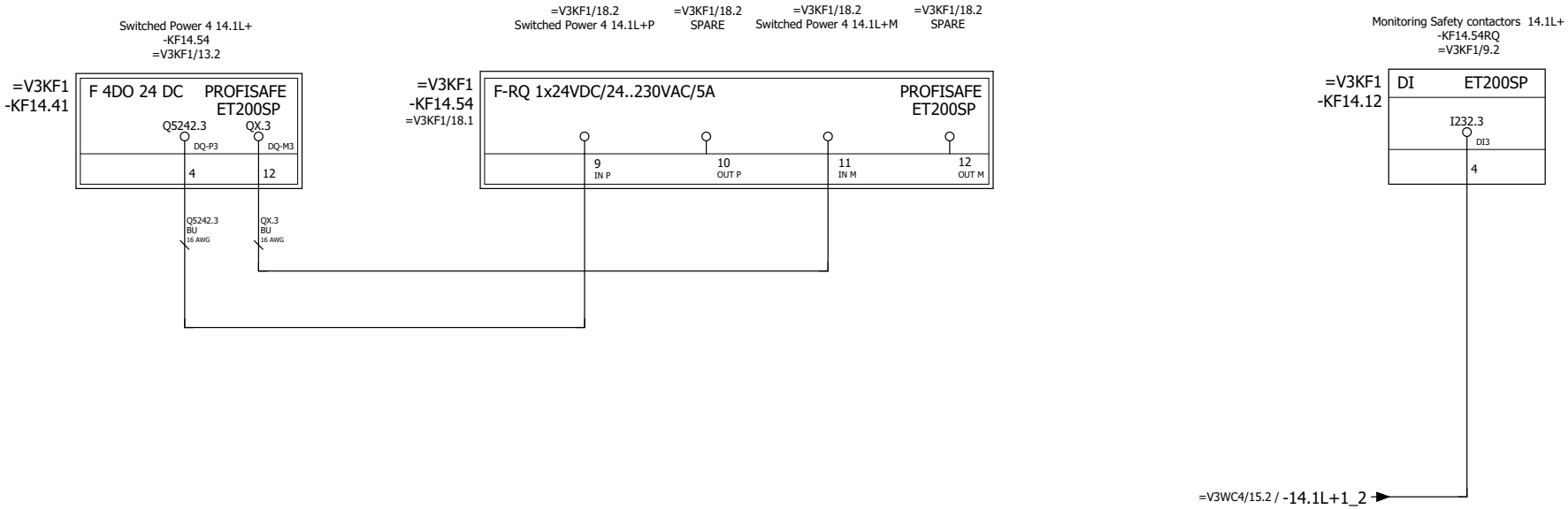

3

=V3GL16UQ51BG0+.GL16UQ51/1

			Date	12/14/2022	Volvo Trucks North America	Valiant TMS	Safety power monitoring RQ - KF14.54	Drawing name: =2V06&EFS_EL	= V3FQ1	
			Ed.	MKLEPADLO					+ V3UC14	
			Appr		P6700 Rear Wall - Cell 2V06	Scale 1:1		Document type: EFS	Project nr: 22-16148	Page 4
Modification	Date	Name	Original		Replacement of / Replaced by					1460

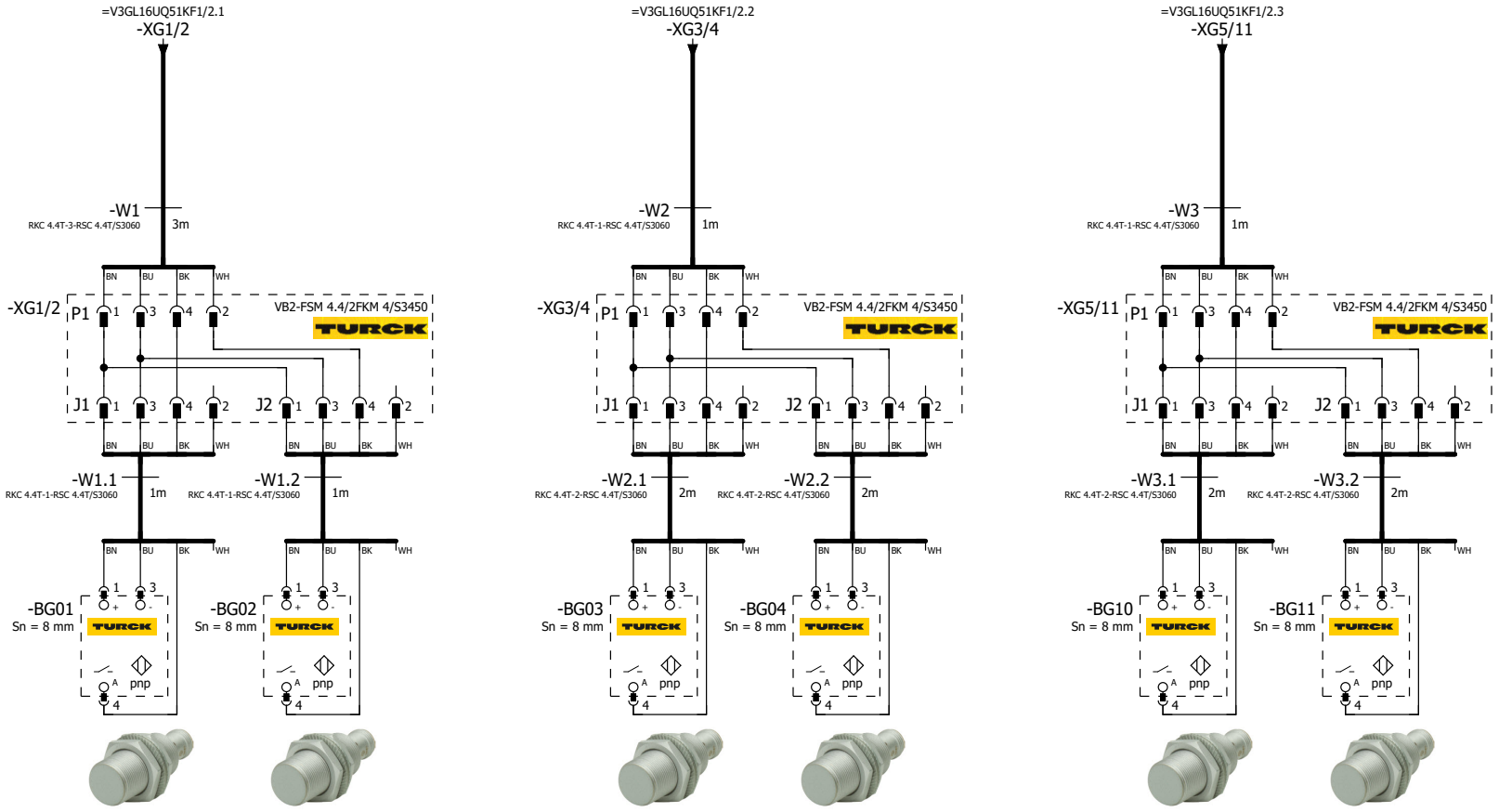

=V3GL16UQ51 -BG01 Pallet Present at Load Sta #1	=V3GL16UQ51 -BG02 Pallet Present at Accum Zone 1-2	=V3GL16UQ51 -BG03 Pallet Present at Mid-Stop Sta #2	=V3GL16UQ51 -BG04 Pallet Present at Accum Zone 2-3	=V3GL16UQ51 -BG10 Pallet Present at Pre-Load Sta #6	=V3GL16UQ51 -BG11 Good Pallet Detected at Load

=V3FQ1+.UC14/4

=V3GL16UQ51KF1/1

			Date	12/14/2022	Volvo Trucks North America	Valiant TMS	SENSORS	Drawing name: =2V06&EFS-EL	= V3GL16UQ51BG0
			Ed.	MKLEPADLO					+ V3GL16UQ51
			Appr		P6700 Rear Wall - Cell 2V06			Document type: EFS	Project nr: 22-16148
Modification	Date	Name	Original		Replacement of / Replaced by	Scale 1:1			Page 1 / 1460

=V3WC4+.UC14/22.5 / -W1

=V3KF1+.UC14/2.6 / +V3UC14-KF100.14-P14

-W1
RSM RKM 56-20M/S3059
20m

-KF100.14-P14
PROFINET Cable
6XV1840-3AH10

-KF1

X20 M12, 7/8" 1 2 PE 4 5
0V_VAL / OUT
0V_EL / SEN
FE
24V_EL / SEN
24V_VAL / OUT

-TP1 -TP2

ON
OFF
1 2 1 2

FESTO
Bus node + Interlinking block
548755 + 550208

-KF1.11

FESTO
CPX-M-AB-8-M12X2-5POL
549335

I2550.0	DI 0 X1:4	V3GL16UQ51UQ1.1-BGR	Pallet Stop Station #1 Load (RESET)
I2550.1	DI 1 X1:2	V3GL16UQ51UQ1.1-BGS	Pallet Stop Station #1 Load (SET)
I2550.2	DI 2 X2:4	V3GL16UQ51UQ2.1-BGR	Pallet Stop Station #2 Mid-Stop (RESET)
I2550.3	DI 3 X2:2	V3GL16UQ51UQ2.1-BGS	Pallet Stop Station #2 Mid-Stop (SET)
I2550.4	DI 4 X3:4	V3GL16UQ51UQ6.1-BGR	Pallet Stop Station #6 Pre-Load (RESET)
I2550.5	DI 5 X3:2	V3GL16UQ51UQ6.1-BGS	Pallet Stop Station #6 Pre-Load (SET)
I2550.6	DI 6 X4:4	I2550.6	SPARE
I2550.7	DI 7 X4:2	I2550.7	SPARE
I2551.0	DI 8 X5:4	I2551.0	SPARE
I2551.1	DI 9 X5:2	I2551.1	SPARE
I2551.2	DI 10 X6:4	I2551.2	SPARE
I2551.3	DI 11 X6:2	I2551.3	SPARE
I2551.4	DI 12 X7:4	I2551.4	SPARE
I2551.5	DI 13 X7:2	I2551.5	SPARE
I2551.6	DI 14 X8:4	I2551.6	SPARE
I2551.7	DI 15 X8:2	I2551.7	SPARE

X1 X2 X3 X4 X5 X6 X7 X8 M12
24V DI 1 0V DI 0 FE
24V DI 3 0V DI 2 FE
24V DI 5 0V DI 4 FE
24V DI 7 0V DI 6 FE
24V DI 9 0V DI 8 FE
24V DI 11 0V DI 10 FE
24V DI 13 0V DI 12 FE
24V DI 15 0V DI 14 FE
1 2 3 4 5
BN WH BU BK

+.GL16UQ51UQ1.1-W1
=V3GL16UQ51UQ1+.GL16UQ51UQ1/1.1

+.GL16UQ51UQ2.1-W1
=V3GL16UQ51UQ2+.GL16UQ51UQ2/1.1

+.GL16UQ51UQ6.1-W1
=V3GL16UQ51UQ6+.GL16UQ51UQ6/1.1

=V3GL16UQ51BG0/1

2

			Date	12/14/2022	Volvo Trucks North America	Valiant TMS	CONNECTING MOD. FOR VTSA MANIFOLD	Drawing name: =2V06&EFS-EL	= V3GL16UQ51KF1	
			Ed.	MKLEPADLO					+ V3GL16UQ51	
			Appr		P6700 Rear Wall - Cell 2V06			Document type: EFS	Project nr: 22-16148	Page 1
Modification	Date	Name	Original		Replacement of	Replaced by	Scale 1:1			1460

-KF1.12

FESTO

CPX-M-AB-8-M12X2-5POL

549335

I2552.0	DI 0 X1:4	V3GL16UQ51-BG01	Sensor Pallet Present at Load Sta #1
I2552.1	DI 1 X1:2	V3GL16UQ51-BG02	Sensor Pallet Present at Accum Zone 1-2
I2552.2	DI 2 X2:4	V3GL16UQ51-BG03	Sensor Pallet Present at Mid-Stop Sta #2
I2552.3	DI 3 X2:2	V3GL16UQ51-BG04	Sensor Pallet Present at Accum Zone 2-3
I2552.4	DI 4 X3:4	V3GL16UQ51-BG10	Sensor Pallet Present at Pre-Load Sta #6
I2552.5	DI 5 X3:2	V3GL16UQ51-BG11	Sensor Good Pallet Detected at Load
I2552.6	DI 6 X4:4	I2552.6	SPARE
I2552.7	DI 7 X4:2	I2552.7	SPARE
I2553.0	DI 8 X5:4	I2553.0	SPARE
I2553.1	DI 9 X5:2	I2553.1	SPARE
I2553.2	DI 10 X6:4	I2553.2	SPARE
I2553.3	DI 11 X6:2	I2553.3	SPARE
I2553.4	DI 12 X7:4	I2553.4	SPARE
I2553.5	DI 13 X7:2	I2553.5	SPARE
I2553.6	DI 14 X8:4	I2553.6	SPARE
I2553.7	DI 15 X8:2	I2553.7	SPARE

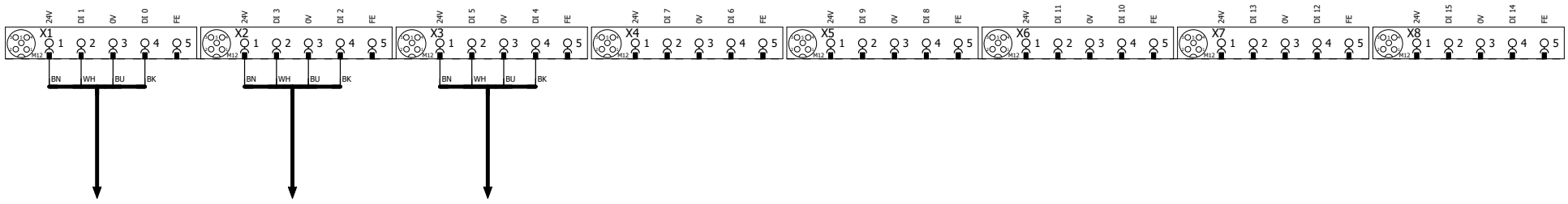

-XG1/2

=V3GL16UQ51BG0/1.1

-XG3/4

=V3GL16UQ51BG0/1.4

-XG5/11

=V3GL16UQ51BG0/1.6

1 3

			Date	12/14/2022	Volvo Trucks North America	Valiant TMS	I/O MOD. DI16 (8 x M12) FOR VTSA-F	Drawing name: =2V06&EFS-EL	= V3GL16UQ51KF1
			Ed.	MKLEPADLO					+ V3GL16UQ51
			Appr		P6700 Rear Wall - Cell 2V06			Document type: EFS	Project nr: 22-16148
Modification	Date	Name	Original		Replacement of	Replaced by	Scale 1:1		Page 2 / 1460

-KF1.13

FESTO

CPX-M-AB-8-M12X2-5POL

549335

I2554.0	DI 0 X1:4	I2554.0	SPARE
I2554.1	DI 1 X1:2	I2554.1	SPARE
I2554.2	DI 2 X2:4	I2554.2	SPARE
I2554.3	DI 3 X2:2	I2554.3	SPARE
I2554.4	DI 4 X3:4	I2554.4	SPARE
I2554.5	DI 5 X3:2	I2554.5	SPARE
I2554.6	DI 6 X4:4	I2554.6	SPARE
I2554.7	DI 7 X4:2	I2554.7	SPARE
I2555.0	DI 8 X5:4	I2555.0	SPARE
I2555.1	DI 9 X5:2	I2555.1	SPARE
I2555.2	DI 10 X6:4	I2555.2	SPARE
I2555.3	DI 11 X6:2	I2555.3	SPARE
I2555.4	DI 12 X7:4	I2555.4	SPARE
I2555.5	DI 13 X7:2	I2555.5	SPARE
I2555.6	DI 14 X8:4	I2555.6	SPARE
I2555.7	DI 15 X8:2	I2555.7	SPARE

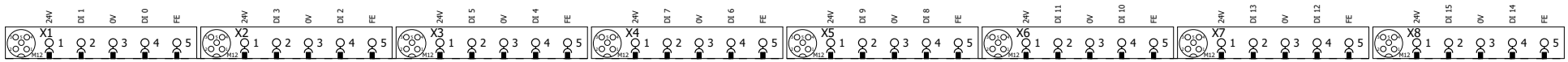

2 4

			Date	12/14/2022	Volvo Trucks North America		Valiant TMS	I/O MOD. DI16 (8 x M12) FOR VTSA-F	Drawing name: =2V06&EFS-EL	= V3GL16UQ51KF1	
			Ed.	MKLEPADLO						+ V3GL16UQ51	
			Appr		P6700 Rear Wall - Cell 2V06				Document type: EFS	Project nr: 22-16148	Page 3
Modification	Date	Name	Original		Replacement of	Replaced by	Scale 1:1				1460

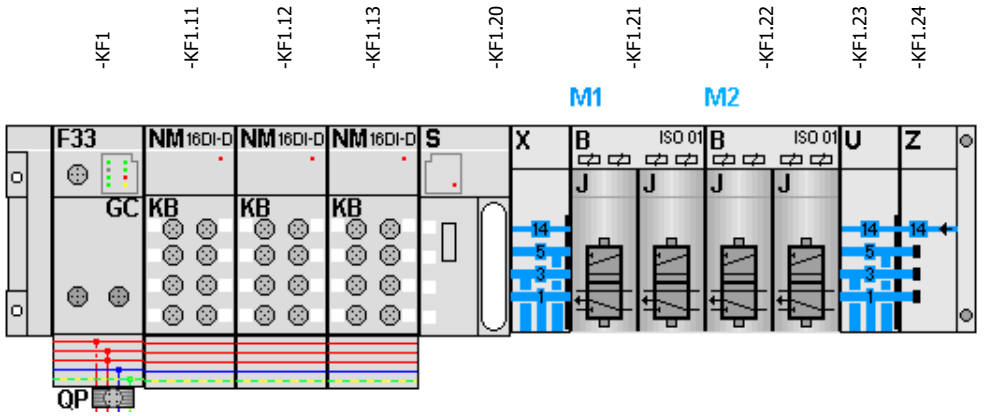

-KF1.21
=V3GL16UQ51UQ1+.GL16UQ51UQ1/1.3
=V3GL16UQ51UQ2+.GL16UQ51UQ2/1.3

FESTO

=V3GL16UQ51UQ1+.GL16UQ51UQ1/1.4	Q2550.0 DO 0 1.1	-QN1.1_Q	Pallet Stop Station #1 Load (RST)
=V3GL16UQ51UQ1+.GL16UQ51UQ1/1.4	Q2550.1 DO 1 1.2	-QN1.2_Q	Pallet Stop Station #1 Load (SET)
=V3GL16UQ51UQ2+.GL16UQ51UQ2/1.4	Q2550.2 DO 2 2.1	-QN2.1_Q	Pallet Stop Station #2 Mid-Stop (RST)
=V3GL16UQ51UQ2+.GL16UQ51UQ2/1.4	Q2550.3 DO 3 2.2	-QN2.2_Q	Pallet Stop Station #2 Mid-Stop (SET)

-KF1.22
=V3GL16UQ51UQ6+.GL16UQ51UQ6/1.3

FESTO

=V3GL16UQ51UQ6+.GL16UQ51UQ6/1.4	Q2550.4 DO 0 1.1	-QN3.1_Q	Pallet Stop Station #6 Pre-Load (RST)
=V3GL16UQ51UQ6+.GL16UQ51UQ6/1.4	Q2550.5 DO 1 1.2	-QN3.2_Q	Pallet Stop Station #6 Pre-Load (SET)
	Q2550.6 DO 2 2.1	-QN4.1_Q	SPARE
	Q2550.7 DO 3 2.2	-QN4.2_Q	SPARE

=V3GL16UQ51UQ1+.GL16UQ51UQ1/1

			Date	12/14/2022	Volvo Trucks North America	Valiant TMS	CONNECTING MOD. FOR FESTO DQ	Drawing name: =2V06&EFS-EL	= V3GL16UQ51KF1
			Ed.	MKLEPADLO					+ V3GL16UQ51
			Appr		P6700 Rear Wall - Cell 2V06	Scale 1:1		Document type: EFS	Project nr: 22-16148
Modification	Date	Name	Original		Replacement of	Replaced by			Page 4 / 1460

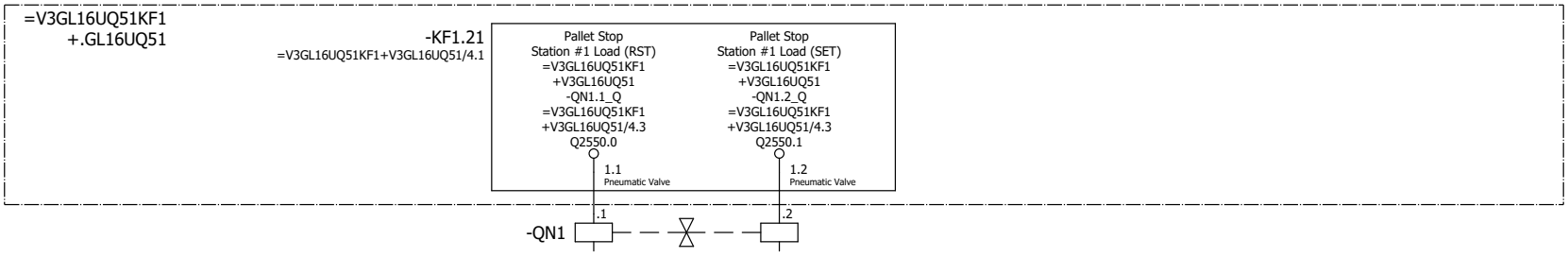

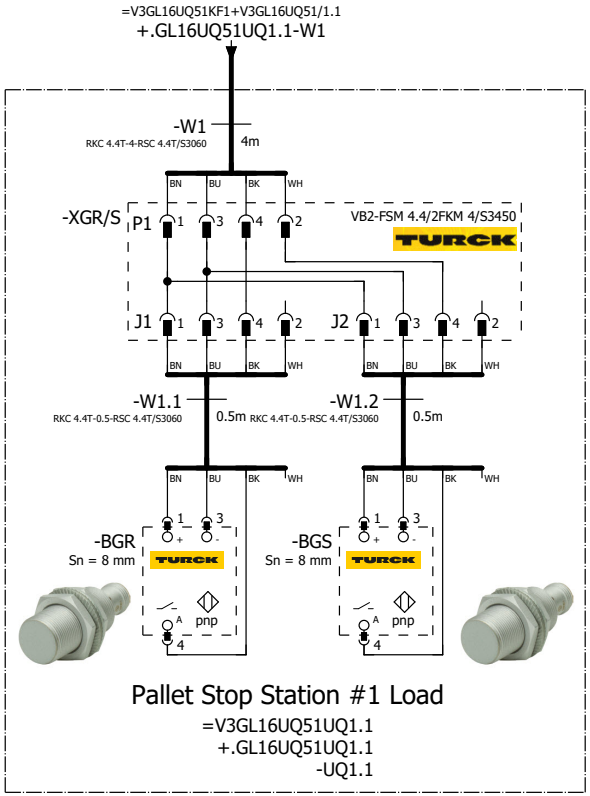

=V3GL16UQ51 -UQ1.1-BGR Pallet Stop Station #1 Load	=V3GL16UQ51 -UQ1.1-BGS Pallet Stop Station #1 Load

=V3GL16UQ51KF1+V3GL16UQ51/4

=V3GL16UQ51UQ2+.GL16UQ51UQ2/1

			Date	12/14/2022	Volvo Trucks North America		Valiant TMS	FESTO DQ CONNECTION QN1	Drawing name: =2V06&EFS-EL	= V3GL16UQ51UQ1
			Ed.	MKLEPADLO						+ V3GL16UQ51UQ1
			Appr		P6700 Rear Wall - Cell 2V06		Scale 1:1		Document type: EFS	Project nr: 22-16148
Modification	Date	Name	Original		Replacement of	Replaced by				Page 1 / 1460

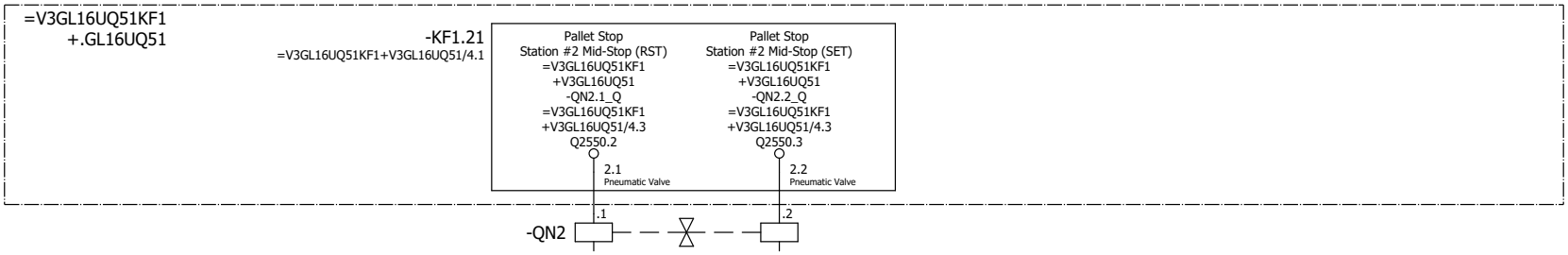

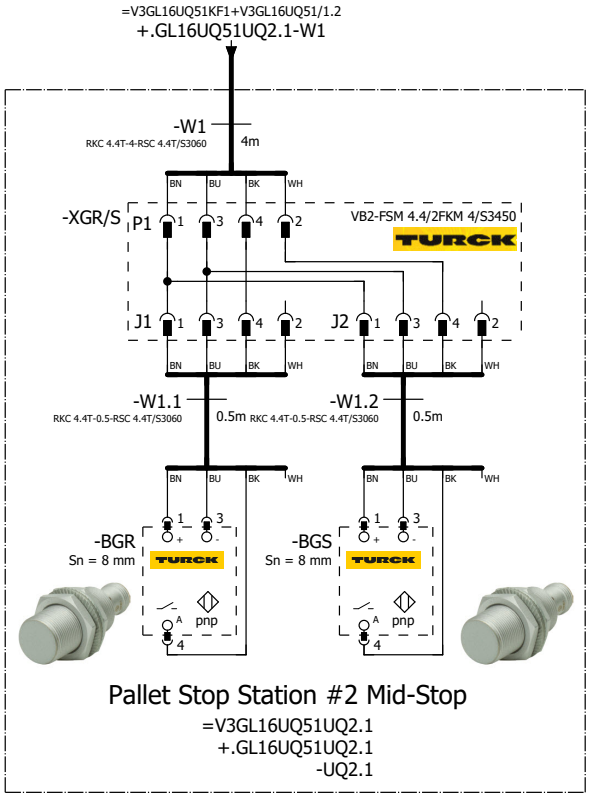

=V3GL16UQ51 -UQ2.1-BGR Pallet Stop Station #2 Mid-Stop	=V3GL16UQ51 -UQ2.1-BGS Pallet Stop Station #2 Mid-Stop

=V3GL16UQ51UQ1+.GL16UQ51UQ1/1

=V3GL16UQ51UQ6+.GL16UQ51UQ6/1

			Date	12/14/2022	Volvo Trucks North America	Valiant TMS	FESTO DQ CONNECTION QN2	Drawing name: =2V06&EFS-EL	= V3GL16UQ51UQ2	
			Ed.	MKLEPADLO					+ V3GL16UQ51UQ2	
			Appr		P6700 Rear Wall - Cell 2V06	Scale 1:1		Document type: EFS	Project nr: 22-16148	Page 1
Modification	Date	Name	Original		Replacement of	Replaced by				1460

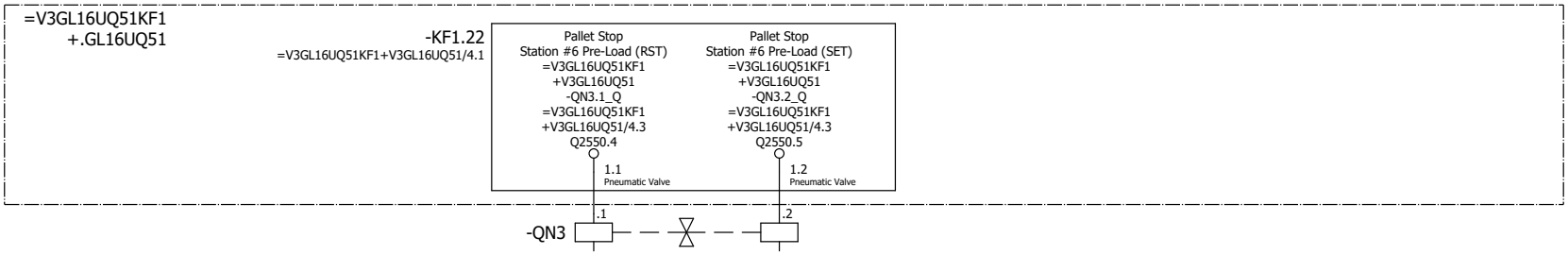

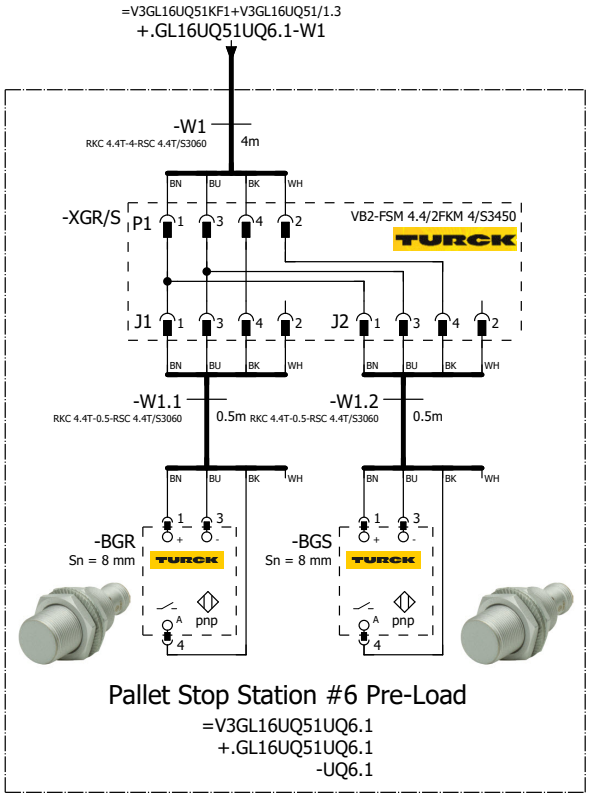

=V3GL16UQ51 -UQ6.1-BGR Pallet Stop Station #6 Pre-Load	=V3GL16UQ51 -UQ6.1-BGS Pallet Stop Station #6 Pre-Load

=V3GL16UQ51UQ2+.GL16UQ51UQ2/1

=V3KF1+.UC11/1

			Date	12/14/2022	Volvo Trucks North America		Valiant TMS	FESTO DQ CONNECTION QN3	Drawing name: =2V06&EFS-EL	= V3GL16UQ51UQ6	
			Ed.	MKLEPADLO						+ V3GL16UQ51UQ6	
			Appr		P6700 Rear Wall - Cell 2V06				Document type: EFS	Project nr: 22-16148	Page 1
Modification	Date	Name	Original		Replacement of	Replaced by	Scale 1:1				1460

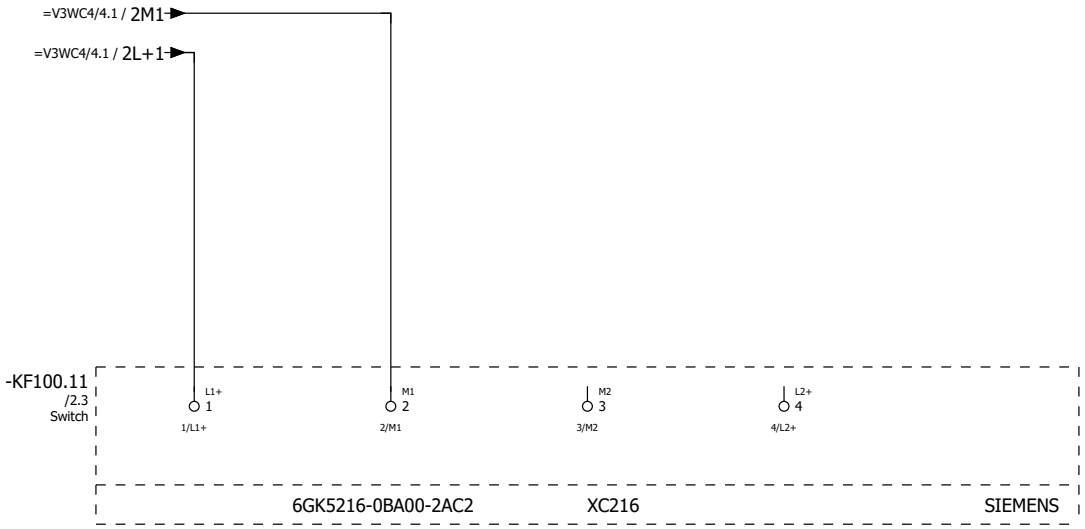

=V3GL16UQ51UQ6+.GL16UQ51UQ6/1 2

			Date	12/14/2022	Volvo Trucks North America	Valiant TMS	Switch, Scalance XC216	Drawing name: =2V06&EFS_EL	= V3KF1	
			Ed.	MKLEPADLO					+ V3UC11	
			Appr		P6700 Rear Wall - Cell 2V06			Document type: EFS	Project nr: 22-16148	Page 1
Modification	Date	Name	Original		Replacement of / Replaced by	Scale 1:1				1460

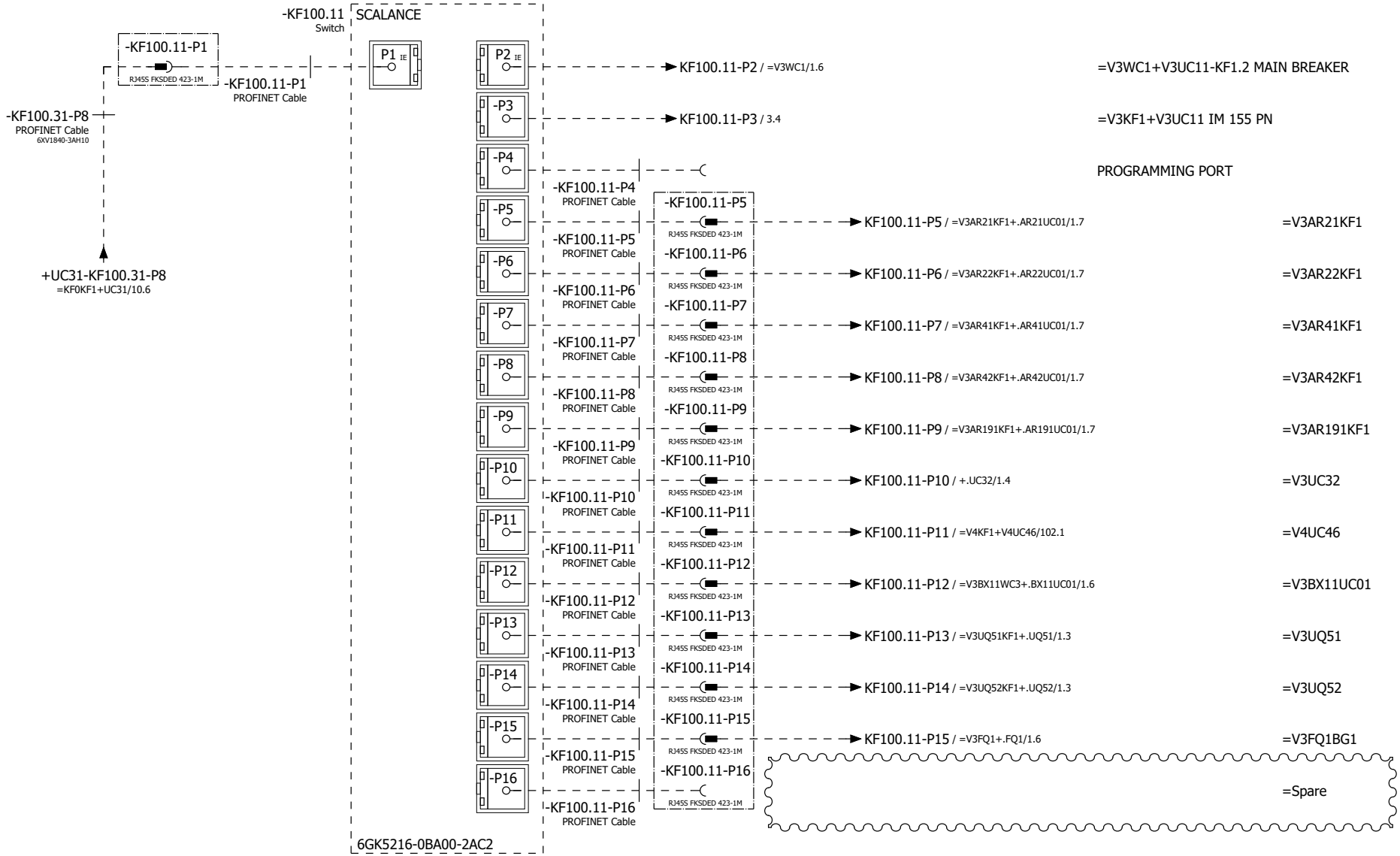

			Date	12/22/2022	Volvo Trucks North America		Valiant TMS	Network Overview	Drawing name: =2V06&EFS_EL	= V3KF1	
			Ed.	KMAFFRE						+ V3UC11	
			Appr		P6700 Rear Wall - Cell 2V06				Document type: EFS	Project nr: 22-16148	Page 2
Modification	Date	Name	Original		Replacement of	Replaced by	Scale 1:1				1460



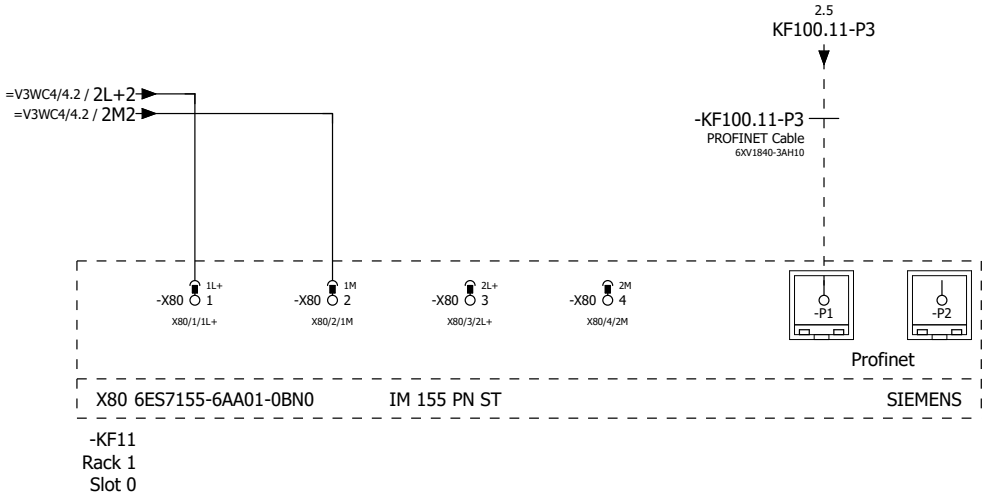

			Date	12/14/2022	Volvo Trucks North America		Valiant TMS	IM 155 PN	Drawing name: =2V06&EFS_EL	= V3KF1
			Ed.	MKLEPADLO						+ V3UC11
			Appr		P6700 Rear Wall - Cell 2V06				Document type: EFS	Project nr: 22-16148
Modification	Date	Name	Original		Replacement of	Replaced by	Scale 1:1			Page 3 / 1460

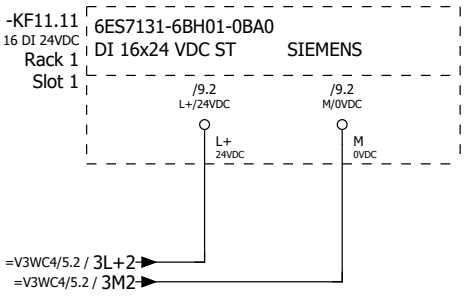

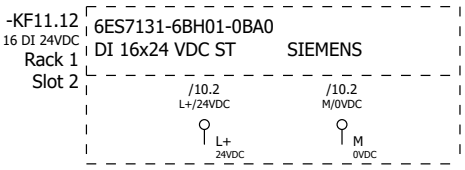

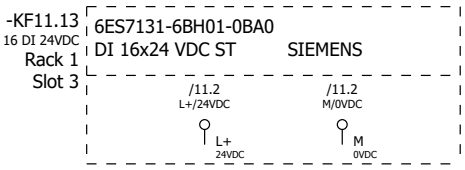

			Date	12/14/2022	Volvo Trucks North America	Valiant TMS	ET200S Wiring DI	Drawing name: =2V06&EFS_EL	= V3KF1	
			Ed.	MKLEPADLO					+ V3UC11	
			Appr		P6700 Rear Wall - Cell 2V06			Document type: EFS	Project nr: 22-16148	Page 4
Modification	Date	Name	Original		Replacement of / Replaced by	Scale 1:1				1460

-KF11.14
16 DI 24VDC
Rack 1
Slot 4

6ES7131-6BH01-0BA0
DI 16x24 VDC ST SIEMENS

/12.2 L+/24VDC — L+ 24VDC
/12.2 M/0VDC — M 0VDC

			Date	12/14/2022	Volvo Trucks North America		Valiant TMS	ET200S Wiring DI	Drawing name: =2V06&EFS_EL		= V3KF1
			Ed.	MKLEPADLO							+ V3UC11
			Appr		P6700 Rear Wall - Cell 2V06				Document type: EFS	Project nr: 22-16148	Page 5
Modification	Date	Name	Original		Replacement of	Replaced by	Scale 1:1				1460

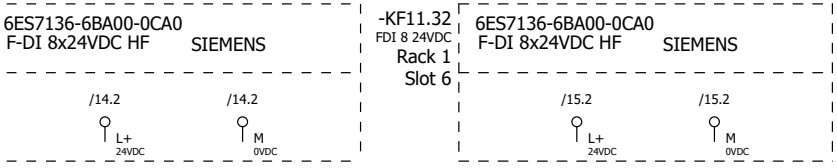

			Date	12/14/2022	Volvo Trucks North America		Valiant TMS	ET200S Wiring F-DI	Drawing name: =2V06&EFS_EL	= V3KF1	
			Ed.	MKLEPADLO						+ V3UC11	
			Appr		P6700 Rear Wall - Cell 2V06				Document type: EFS	Project nr: 22-16148	Page 6
Modification	Date	Name	Original		Replacement of	Replaced by	Scale 1:1				1460

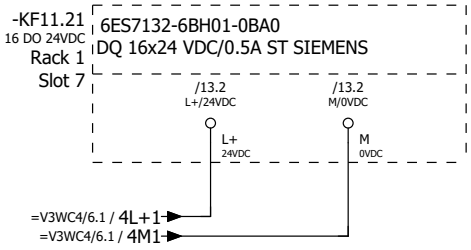

			Date	12/14/2022	Volvo Trucks North America		Valiant TMS	ET200S Wiring DQ	Drawing name: =2V06&EFS_EL	= V3KF1	
			Ed.	MKLEPADLO						+ V3UC11	
			Appr		P6700 Rear Wall - Cell 2V06				Document type: EFS	Project nr: 22-16148	Page 7
Modification	Date	Name	Original		Replacement of	Replaced by	Scale 1:1				1460

-KF11.41
=V3FQ1/1.0
=V3FQ1/2.0
=V3FQ1/3.0
=V3FQ1/4.0
/16.1
FDO 4 24VDC
Rack 1
Slot 8

6ES7136-6DB00-0CA0 + BU15-P16+A0+2B F-DQ 4X24VDC/2A PM HF SIEMENS

/16.2 L+ 24VDC

/16.2 M 0VDC

-KF11.42
/17.1
FDO 4 24VDC
Rack 1
Slot 9

6ES7136-6DB00-0CA0 + BU15-P16+A0+2B F-DQ 4X24VDC/2A PM HF SIEMENS

/17.2 L+ 24VDC

/17.2 M 0VDC

7

9

			Date	12/14/2022	Volvo Trucks North America		Valiant TMS	ET200S Wiring F-DQ	Drawing name: =2V06&EFS_EL	= V3KF1	
			Ed.	MKLEPADLO						+ V3UC11	
			Appr		P6700 Rear Wall - Cell 2V06		Scale 1:1		Document type: EFS	Project nr: 22-16148	Page 8
Modification	Date	Name	Original		Replacement of	Replaced by					1460

-KF11.11
/4.0

ET 200SP SIEMENS
DI 16x24 VDC ST

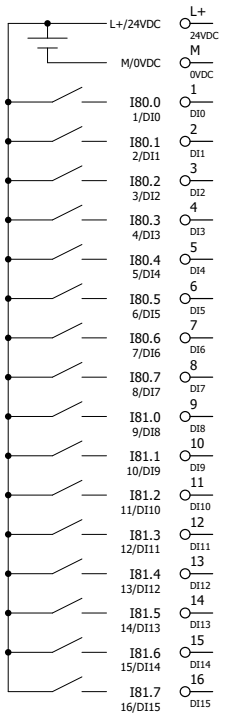

L+/24VDC	/4.1		
M/0VDC	/4.2		
I80.0 1/DI0	=V3WC2/41.2	I80.0	SPARE
I80.1 2/DI1	=V3WC2/41.3	=V3UC11-FC1	Monitoring 480 VAC
I80.2 3/DI2	=V3WC4/1.4	=V3WC4+V3UC11-TA1_I	Monitoring 24VDC
I80.3 4/DI3	=V3WC4/11.4	=V3WC4+V3UC11-TA2_I	Monitoring 24VDC
I80.4 5/DI4	=V3WC4/1.0	=V3WC4+V3UC11-FC11_I	Monitoring 24VDC
I80.5 6/DI5	=V3WC4/11.0	=V3WC4+V3UC11-FC12_I	Monitoring 24VDC
I80.6 7/DI6	=V3WC2/41.7	I80.6	SPARE
I80.7 8/DI7	=V3WC2/41.8	I80.7	SPARE
I81.0 9/DI8	=V3WC2/41.2	I81.0	SPARE
I81.1 10/DI9	=V3WC2/41.3	I81.1	SPARE
I81.2 11/DI10	=V3WC2/41.4	I81.2	SPARE
I81.3 12/DI11	=V3WC2/41.4	I81.3	SPARE
I81.4 13/DI12	=V3WC2/41.5	I81.4	SPARE
I81.5 14/DI13	=V3WC2/41.6	I81.5	SPARE
I81.6 15/DI14	=V3WC2/41.7	I81.6	SPARE
I81.7 16/DI15	=V3WC2/41.8	I81.7	SPARE

6ES7131-6BH01-0BA0

8 10

			Date	9/20/2022	Volvo Trucks North America		Valiant TMS	ET200S DI Overview KF11.11	Drawing name: =2V06&EFS_EL	= V3KF1
			Ed.	MKLEPADLO						+ V3UC11
			Appr		P6700 Rear Wall - Cell 2V06				Document type: EFS	Project nr: 22-16148
Modification	Date	Name	Original		Replacement of	Replaced by	Scale 1:1			Page 9 / 1460

-KF11.12
/4.3

ET 200SP SIEMENS
DI 16x24 VDC ST

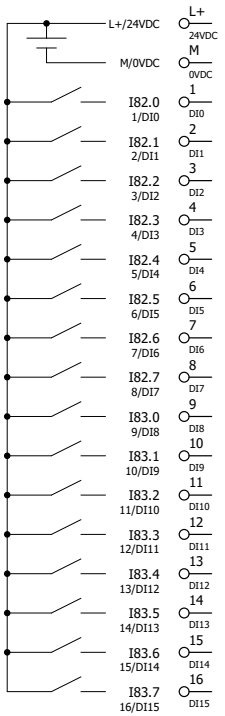

6ES7131-6BH01-0BA0

/4.3			
/4.4			
=V3WC2/42.2	=V4WR1-FC1	Monitoring 480 VAC	
=V3WC2/42.3	=V4AR181XQ91-FC1	Monitoring 480 VAC	
=V3WC2/42.4	=V4AR181XQ92-FC1	Monitoring 480 VAC	
=V3WC2/42.4	=V3AR11-FC1	Monitoring 480 VAC	
=V3WC2/42.5	=V3AR21-FC1	Monitoring 480 VAC	
=V3WC2/42.6	=V3AR22-FC1	Monitoring 480 VAC	
=V3WC2/42.7	=V3AR41-FC1	Monitoring 480 VAC	
=V3WC2/42.8	=V3AR42-FC1	Monitoring 480 VAC	
=V3WC2/42.2	=V3AR191-FC1	Monitoring 480 VAC	
=V3WC2/42.3	=V4AR181-FC1	Monitoring 480 VAC	
=V3WC2/42.4	=V4LB1NB1-FC1	Monitoring 480 VAC	
=V3WC2/42.4	=V4GL11-FC1	Monitoring 480 VAC	
=V3WC2/42.5	=V4AR181-FC1	Monitoring 480 VAC	
=V3WC2/42.6	I83.5	Spare	
=V3WC2/42.7	I83.6	Spare	
=V3WC2/42.8	I83.7	Spare	

-KF11.13
/4.5

ET 200SP SIEMENS
DI 16x24 VDC ST

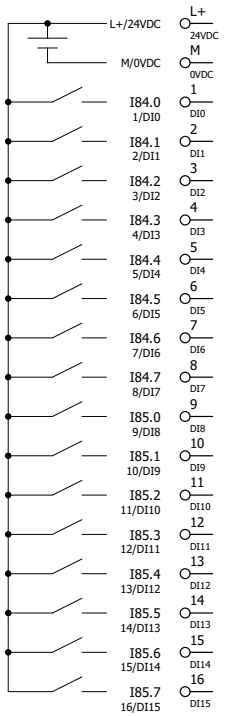

/4.6			
/4.7			
=V3WC2/43.2	I84.0	SPARE	
=V3WC2/43.3	I84.1	SPARE	
=V3WC2/43.4	I84.2	SPARE	
=V3WC2/43.4	I84.3	SPARE	
=V3WC2/43.5	I84.4	SPARE	
=V3WC2/43.6	I84.5	SPARE	
=V3WC2/43.7	I84.6	SPARE	
=V3WC2/43.8	I84.7	SPARE	
=V3WC3/4.2	=V3WC3+V3UC11-FC2	Monitoring 120 VAC	
=V3WC3/4.3	=V3WC3+V3UC11-FC3	Monitoring 120 VAC	
=V3WC3/4.4	=V3WC3+V3UC11-FC4	Monitoring 120 VAC	
=V3WC3/4.4	=V3WC3+V3UC11-FC6	Monitoring 120 VAC	
=V3WC3/4.5	=V3WC3+V3UC11-FC7	Monitoring 120 VAC	
=V3WC3/4.6	=V3WC3+V3UC11-FC8	Monitoring 120 VAC	
=V3WC3/4.7	=V3WC3+V3UC11-FC9	Monitoring 120 VAC	
=V3WC3/4.8	=V3WC3+V3UC11-FC10	Monitoring 120 VAC	

6ES7131-6BH01-0BA0

-KF11.14
/5.0

ET 200SP SIEMENS
DI 16x24 VDC ST

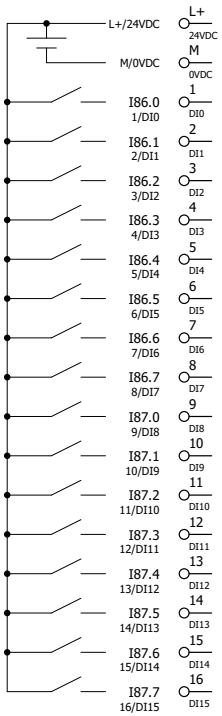

6ES7131-6BH01-0BA0

/5.1			
/5.2			
=V3FQ1/1.8	-KF11.51RQ	Monitoring Safety contactors 11.1L+	
=V3FQ1/2.8	-KF11.52RQ	Monitoring Safety contactors 12.1L+	
=V3FQ1/3.8	-KF11.53RQ	Monitoring Safety contactors 13.1L+	
=V3FQ1/4.8	-KF11.54RQ	Monitoring Safety contactors 14.1L+	
=KH0+KH0/8.6	=KH0-BP8_I	Monitoring AIR On (S060 Fixture)	
=KH0+KH0/9.6	=KH0-BP9_I	Monitoring AIR On (S080 Fixture)	
	I86.6	SPARE	
	I86.7	SPARE	
=V3WC3/4.2	=V3WC3+V3UC11-FC11	Monitoring 120 VAC	
	I87.1	SPARE	
	I87.2	SPARE	
	I87.3	SPARE	
	I87.4	SPARE	
	I87.5	SPARE	
	I87.6	SPARE	
	I87.7	SPARE	

-KF11.21
/7.1
16 DO 24VDC

ET 200SP SIEMENS
DQ 16x24 VDC/0.5A ST

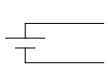

L+/24VDC	L+ 24VDC	/7.1	
M/0VDC	M 0VDC	/7.2	
Q80.0 1/DQ0	1 DQ0		Q80.0 Spare
Q80.1 2/DQ1	2 DQ1		Q80.1 Spare
Q80.2 3/DQ2	3 DQ2		Q80.2 Spare
Q80.3 4/DQ3	4 DQ3		Q80.3 Spare
Q80.4 5/DQ4	5 DQ4		Q80.4 Spare
Q80.5 6/DQ5	6 DQ5		Q80.5 Spare
Q80.6 7/DQ6	7 DQ6		Q80.6 Spare
Q80.7 8/DQ7	8 DQ7		Q80.7 Spare
Q81.0 9/DQ8	9 DQ8		Q81.0 Spare
Q81.1 10/DQ9	10 DQ9		Q81.1 Spare
Q81.2 11/DQ10	11 DQ10		Q81.2 Spare
Q81.3 12/DQ11	12 DQ11		Q81.3 Spare
Q81.4 13/DQ12	13 DQ12		Q81.4 Spare
Q81.5 14/DQ13	14 DQ13		Q81.5 Spare
Q81.6 15/DQ14	15 DQ14		Q81.6 Spare
Q81.7 16/DQ15	16 DQ15		Q81.7 Spare

6ES7132-6BH01-0BA0

12 14

			Date	9/20/2022	Volvo Trucks North America		Valiant TMS	ET200S DQ Overview KF11.21	Drawing name: =2V06&EFS_EL	= V3KF1	
			Ed.	MKLEPADLO						+ V3UC11	
			Appr		P6700 Rear Wall - Cell 2V06				Document type: EFS	Project nr: 22-16148	Page 13
Modification	Date	Name	Original		Replacement of	Replaced by	Scale 1:1				1460

-KF11.31
/6.0

ET 200SP SIEMENS
F-DI 8x24VDC HF

	L+ 24VDC	/6.1		
	M 0VDC	/6.2		
	1 DI0			
I5080.0		=V3UN1FQ1+.UN1/1.3	=V3FQ1-BG01	S100 Lift Assist Clear Ch1
	9 VS0	=V3UN1FQ1+.UN1/1.3		
	2 DI1			
I5080.1			I5080.1	Spare
	10 VS1			
	3 DI2			
I5080.2			I5080.2	Spare
	11 VS2			
	4 DI3			
I5080.3			I5080.3	Spare
	12 VS3			
	5 DI4			
I5080.4		=V3UN1FQ1+.UN1/1.4	=V3FQ1-BG01	S100 Lift Assist Clear Ch2
	13 VS4	=V3UN1FQ1+.UN1/1.5		
	6 DI5			
I5080.5			I5080.5	Spare
	14 VS5			
	7 DI6			
I5080.6			I5080.6	Spare
	15 VS6			
	8 DI7			
I5080.7			I5080.7	Spare
	16 VS7			

6ES7136-6BA00-0CA0

13 15

			Date	9/20/2022	Volvo Trucks North America		Valiant TMS	ET200S F-DI Overview KF11.31	Drawing name: =2V06&EFS_EL	= V3KF1
			Ed.	MKLEPADLO						+ V3UC11
			Appr		P6700 Rear Wall - Cell 2V06				Document type: EFS	Project nr: 22-16148
Modification	Date	Name	Original		Replacement of	Replaced by	Scale 1:1			Page 14 / 1460

-KF11.32
/6.3

ET 200SP SIEMENS
F-DI 8x24VDC HF

	L+ 24VDC	/6.3			
	M 0VDC	/6.4			
	1 DI0		I5086.0	I5086.0	SPARE
	9 VS0				
	2 DI1	=V1FQ1+V1FQ1/10.3	=V3FQ1-BR16.1	V1-S040/V3-S050 Light Curtain Ch1	
	10 VS1	=V1FQ1+V1FQ1/10.3			
	3 DI2		I5086.2	I5086.2	SPARE
	11 VS2				
	4 DI3		I5086.3	I5086.3	SPARE
	12 VS3				
	5 DI4		I5086.4	I5086.4	SPARE
	13 VS4				
	6 DI5	=V1FQ1+V1FQ1/10.4	=V3FQ1-BR16.2	V1-S040/V3-S050 Light Curtain Ch2	
	14 VS5	=V1FQ1+V1FQ1/10.5			
	7 DI6		I5086.6	I5086.6	SPARE
	15 VS6				
	8 DI7		I5086.7	I5086.7	SPARE
	16 VS7				

6ES7136-6BA00-0CA0

			Date	10/20/2022	Volvo Trucks North America	Valiant TMS	ET200S F-DI Overview KF11.32	Drawing name: =2V06&EFS_EL	= V3KF1	
			Ed.	MKLEPADLO					+ V3UC11	
			Appr		P6700 Rear Wall - Cell 2V06			Document type: EFS	Project nr: 22-16148	Page 15
Modification	Date	Name	Original		Replacement of / Replaced by	Scale 1:1				1460

-KF11.41
/8.0

ET 200SP SIEMENS
F-DQ 4X24VDC/2A PM HF

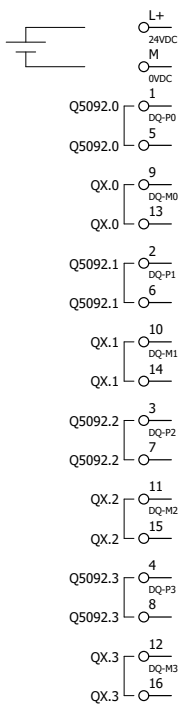

/8.1
/8.2
=V3FQ1/1.1
=V3FQ1/1.1
=V3FQ1/2.1
=V3FQ1/2.1
=V3FQ1/3.1
=V3FQ1/3.1
=V3FQ1/4.1
=V3FQ1/4.1

-KF11.51 Switched Power 1 11.1L+
-KF11.52 Switched Power 2 12.1L+
-KF11.53 Switched Power 3 13.1L+
-KF11.54 Switched Power 4 14.1L+

6ES7136-6DB00-0CA0 + BU15-P16+A0+2B

			Date	9/20/2022	Volvo Trucks North America		Valiant TMS	ET200S F-DQ Overview KF11.41	Drawing name: =2V06&EFS_EL	= V3KF1
			Ed.	MKLEPADLO						+ V3UC11
			Appr		P6700 Rear Wall - Cell 2V06				Document type: EFS	Project nr: 22-16148 Page 16
Modification	Date	Name	Original		Replacement of	Replaced by	Scale 1:1			1460

-KF11.42
/8.5

ET 200SP SIEMENS
F-DQ 4X24VDC/2A PM HF

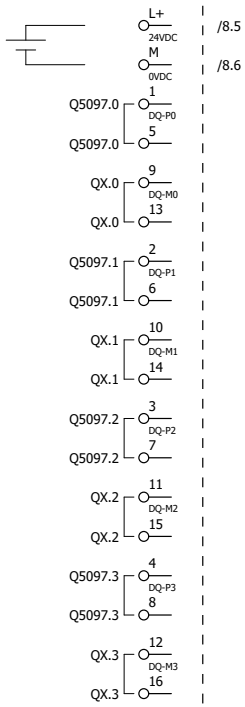

Q5097.0	Spare	
Q5097.1	Spare	
Q5097.2	Spare	
Q5097.3	Spare	

6ES7136-6DB00-0CA0 + BU15-P16+A0+2B

16 18

			Date	9/20/2022	Volvo Trucks North America		Valiant TMS	ET200S F-DQ Overview KF11.42	Drawing name: =2V06&EFS_EL	= V3KF1	
			Ed.	MKLEPADLO						+ V3UC11	
			Appr		P6700 Rear Wall - Cell 2V06		Scale 1:1		Document type: EFS	Project nr: 22-16148	Page 17
Modification	Date	Name	Original		Replacement of	Replaced by					1460

-KF11.51
=V3FQ1/1.2
=V3WC4/12.1

ET 200SP SIEMENS
F-RQ 1x24VDC/24..230VAC/5A

1 RQ01+	=V3WC4/12.2	11L+	
2 RQ01-	=V3WC4/12.2	11.1L+	
3 RQ02+	=V3WC4/12.3	11L+	
4 RQ02-	=V3WC4/12.4	11.1L+	
9 IN P	=V3FQ1/1.3	Switched Power 1 11.1L+P	
10 OUT P	=V3FQ1/1.4	SPARE	
11 IN M	=V3FQ1/1.4	Switched Power 1 11.1L+M	
12 OUT M	=V3FQ1/1.5	SPARE	
1A AUX			
2A AUX			
3A AUX			
4A AUX			

6ES7136-6RA00-0BF0 + BU20-P8+A4+0B

17 19

			Date	9/17/2022	Volvo Trucks North America		Valiant TMS	ET200S F-RQ Overview KF11.51	Drawing name: =2V06&EFS_EL	= V3KF1	
			Ed.	MKLEPADLO						+ V3UC11	
			Appr		P6700 Rear Wall - Cell 2V06				Document type: EFS	Project nr: 22-16148	Page 18
Modification	Date	Name	Original		Replacement of	Replaced by	Scale 1:1				1460

-KF11.52
=V3FQ1/2.2
=V3WC4/13.1

ET 200SP SIEMENS
F-RQ 1x24VDC/24..230VAC/5A

1 RQ01+	=V3WC4/13.2	12L+	
2 RQ01-	=V3WC4/13.2	12.1L+	
3 RQ02+	=V3WC4/13.3	12L+	
4 RQ02-	=V3WC4/13.4	12.1L+	
9 IN P	=V3FQ1/2.3	Switched Power 2 12.1L+P	
10 OUT P	=V3FQ1/2.4	SPARE	
11 IN M	=V3FQ1/2.4	Switched Power 2 12.1L+M	
12 OUT M	=V3FQ1/2.5	SPARE	
1A AUX			
2A AUX			
3A AUX			
4A AUX			

6ES7136-6RA00-0BF0 + BU20-P8+A4+0B

			Date	9/17/2022	Volvo Trucks North America	Valiant TMS	ET200S F-RQ Overview KF11.52	Drawing name: =2V06&EFS_EL	= V3KF1	
			Ed.	MKLEPADLO					+ V3UC11	
			Appr		P6700 Rear Wall - Cell 2V06			Document type: EFS	Project nr: 22-16148	Page 19
Modification	Date	Name	Original		Replacement of	Replaced by	Scale 1:1			1460

-KF11.53
=V3FQ1/3.2
=V3WC4/14.1

ET 200SP SIEMENS
F-RQ 1x24VDC/24..230VAC/5A

1 RQ01+	=V3WC4/14.2	13L+
2 RQ01-	=V3WC4/14.2	13.1L+
3 RQ02+	=V3WC4/14.3	13L+
4 RQ02-	=V3WC4/14.4	13.1L+
9 IN P	=V3FQ1/3.3	Switched Power 3 13.1L+P
10 OUT P	=V3FQ1/3.4	SPARE
11 IN M	=V3FQ1/3.4	Switched Power 3 13.1L+M
12 OUT M	=V3FQ1/3.5	SPARE
1A AUX		
2A AUX		
3A AUX		
4A AUX		

6ES7136-6RA00-0BF0 + BU20-P8+A4+0B

19 21

			Date	9/17/2022	Volvo Trucks North America	Valiant TMS	ET200S F-RQ Overview KF11.53	Drawing name: =2V06&EFS_EL	= V3KF1	
			Ed.	MKLEPADLO					+ V3UC11	
			Appr		P6700 Rear Wall - Cell 2V06			Document type: EFS	Project nr: 22-16148	Page 20
Modification	Date	Name	Original		Replacement of	Replaced by	Scale 1:1			1460

-KF11.54
=V3FQ1/4.2
=V3WC4/15.1

ET 200SP SIEMENS
F-RQ 1x24VDC/24..230VAC/5A

1 RQ01+	=V3WC4/15.2	14L+	
2 RQ01-	=V3WC4/15.2	14.1L+	
3 RQ02+	=V3WC4/15.3	14L+	
4 RQ02-	=V3WC4/15.4	14.1L+	
9 IN P	=V3FQ1/4.3	Switched Power 4 14.1L+P	
10 OUT P	=V3FQ1/4.4	SPARE	
11 IN M	=V3FQ1/4.4	Switched Power 4 14.1L+M	
12 OUT M	=V3FQ1/4.5	SPARE	
1A AUX			
2A AUX			
3A AUX			
4A AUX			

6ES7136-6RA00-0BF0 + BU20-P8+A4+0B

			Date	9/17/2022	Volvo Trucks North America	Valiant TMS	ET200S F-RQ Overview KF11.54	Drawing name: =2V06&EFS_EL	= V3KF1
			Ed.	MKLEPADLO					+ V3UC11
			Appr		P6700 Rear Wall - Cell 2V06			Document type: EFS	Project nr: 22-16148
Modification	Date	Name	Original		Replacement of / Replaced by	Scale 1:1			Page 21 / 1460

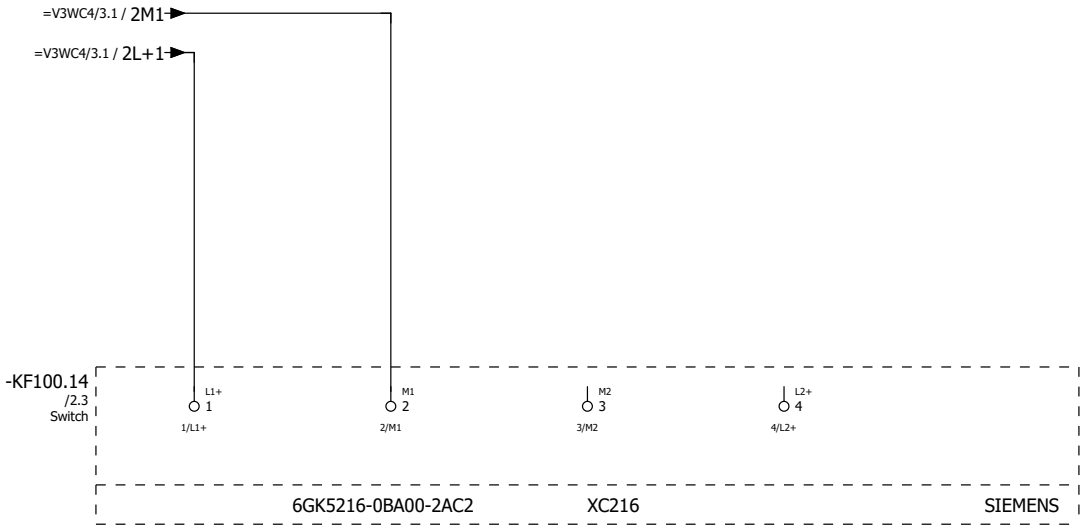

+.UC11/21

2

			Date	12/14/2022	Volvo Trucks North America	Valiant TMS	Switch, Scalance XC216	Drawing name: =2V06&EFS_EL	= V3KF1	
			Ed.	MKLEPADLO					+ V3UC14	
			Appr		P6700 Rear Wall - Cell 2V06			Document type: EFS	Project nr: 22-16148	Page 1
Modification	Date	Name	Original		Replacement of / Replaced by	Scale 1:1				1460

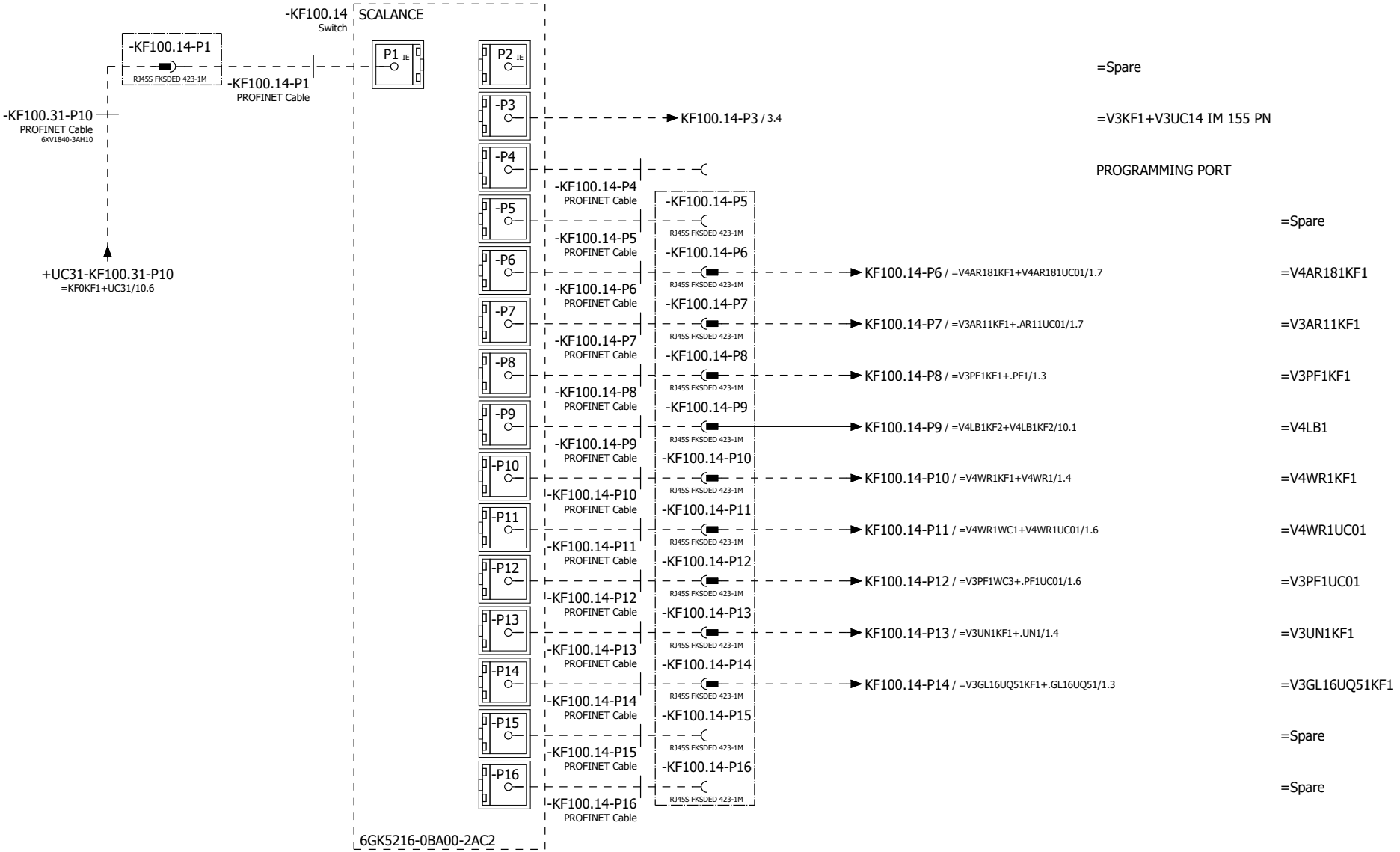

			Date	12/14/2022	Volvo Trucks North America		Valiant TMS	Network Overview	Drawing name: =2V06&EFS_EL	= V3KF1	
			Ed.	MKLEPADLO						+ V3UC14	
			Appr		P6700 Rear Wall - Cell 2V06				Document type: EFS	Project nr: 22-16148	Page 2
Modification	Date	Name	Original		Replacement of	Replaced by	Scale 1:1				1460



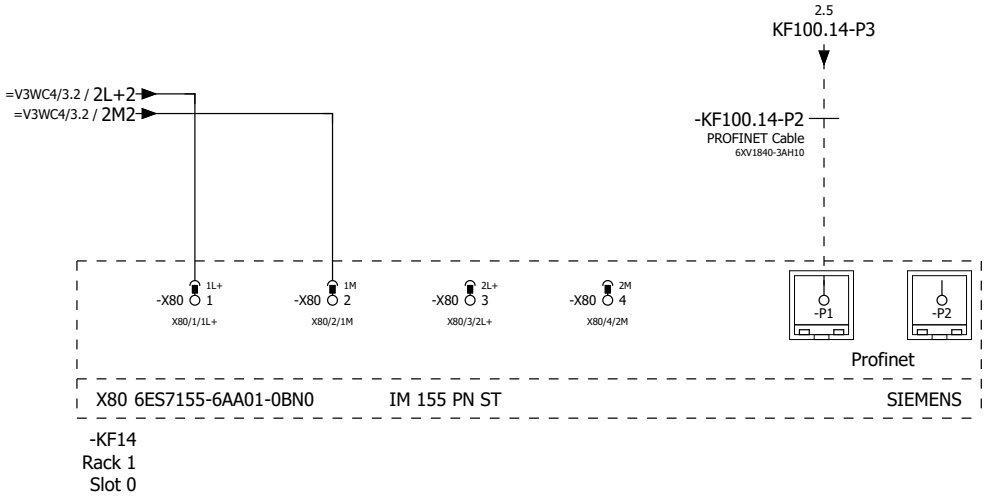

			Date	12/14/2022	Volvo Trucks North America		Valiant TMS	IM 155 PN	Drawing name: =2V06&EFS_EL	= V3KF1
			Ed.	MKLEPADLO						+ V3UC14
			Appr		P6700 Rear Wall - Cell 2V06				Document type: EFS	Project nr: 22-16148
Modification	Date	Name	Original		Replacement of	Replaced by	Scale 1:1			Page 3 / 1460

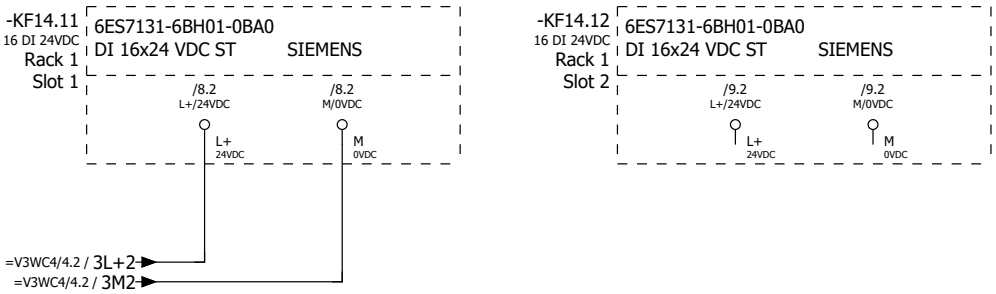

			Date	12/14/2022	Volvo Trucks North America		Valiant TMS	ET200S Wiring DI	Drawing name: =2V06&EFS_EL		= V3KF1
			Ed.	MKLEPADLO							+ V3UC14
			Appr		P6700 Rear Wall - Cell 2V06				Document type: EFS	Project nr: 22-16148	Page 4
Modification	Date	Name	Original		Replacement of	Replaced by	Scale 1:1				1460

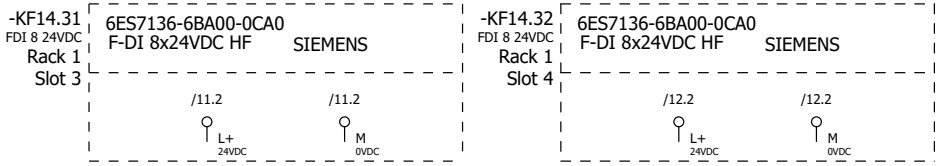

4 6

			Date	12/14/2022	Volvo Trucks North America		Valiant TMS	ET200S Wiring F-DI	Drawing name: =2V06&EFS_EL	= V3KF1
			Ed.	MKLEPADLO						+ V3UC14
			Appr		P6700 Rear Wall - Cell 2V06				Document type: EFS	Project nr: 22-16148
Modification	Date	Name	Original		Replacement of	Replaced by	Scale 1:1			Page 5 / 1460

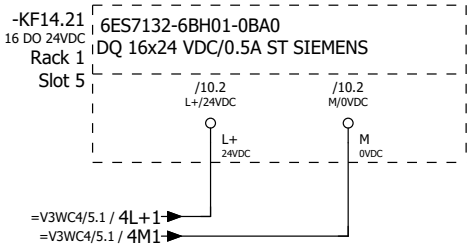

			Date	12/14/2022	Volvo Trucks North America		Valiant TMS	ET200S Wiring DQ	Drawing name: =2V06&EFS_EL	= V3KF1	
			Ed.	MKLEPADLO						+ V3UC14	
			Appr		P6700 Rear Wall - Cell 2V06				Document type: EFS	Project nr: 22-16148	Page 6
Modification	Date	Name	Original		Replacement of	Replaced by	Scale 1:1				1460

-KF14.41
=V3FQ1/1.0
=V3FQ1/2.0
=V3FQ1/3.0
=V3FQ1/4.0
/13.1
FDO 4 24VDC
Rack 1
Slot 6

6ES7136-6DB00-0CA0 + BU15-P16+A0+2B F-DQ 4X24VDC/2A PM HF SIEMENS

/13.2 L+ 24VDC

/13.2 M 0VDC

-KF14.42
/14.1
FDO 4 24VDC
Rack 1
Slot 7

6ES7136-6DB00-0CA0 + BU15-P16+A0+2B F-DQ 4X24VDC/2A PM HF SIEMENS

/14.2 L+ 24VDC

/14.2 M 0VDC

6 8

			Date	12/14/2022	Volvo Trucks North America		Valiant TMS	ET200S Wiring F-DQ	Drawing name: =2V06&EFS_EL	= V3KF1
			Ed.	MKLEPADLO						+ V3UC14
			Appr		P6700 Rear Wall - Cell 2V06		Scale 1:1		Document type: EFS	Project nr: 22-16148
Modification	Date	Name	Original		Replacement of	Replaced by				Page 7 / 1460

-KF14.11
/4.0

ET 200SP SIEMENS
DI 16x24 VDC ST

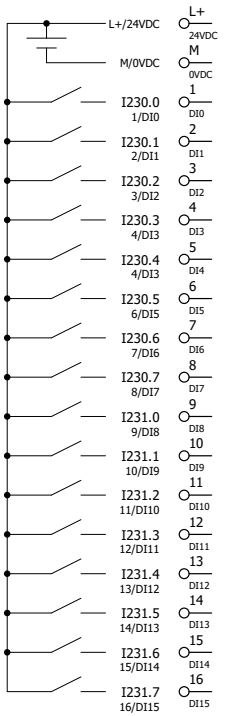

6ES7131-6BH01-0BA0

/4.1			
/4.2			
=V3WC3/2.2	=V3WC3+V3UC14-FC1	Monitoring 120 VAC	
=V3WC3/2.3	=V3WC3+V3UC14-FC2	Monitoring 120 VAC	
=V3WC4/1.4	=V3WC4+V3UC14-TA1_I	Monitoring 24VDC	
	I230.3	Spare	
=V3WC4/1.0	=V3WC4+V3UC14-FC11_I	Monitoring 24VDC	
=V3WC4/11.0	=V3WC4+V3UC14-FC12_I	Monitoring 24VDC	
	I230.6	Spare	
	I230.7	Spare	
	I231.0	Spare	
	I231.1	Spare	
	I231.2	Spare	
	I231.3	Spare	
	I231.4	Spare	
	I231.5	Spare	
	I231.6	Spare	
	I231.7	Spare	

-KF14.12
/4.3

ET 200SP SIEMENS
DI 16x24 VDC ST

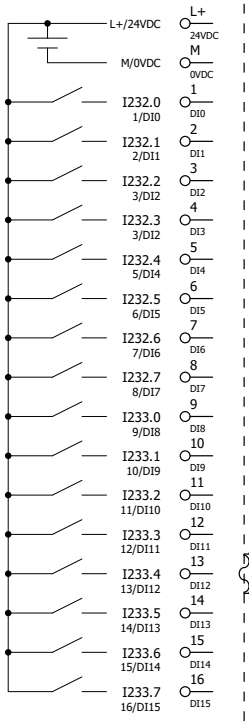

6ES7131-6BH01-0BA0

/4.3			
/4.4			
=V3FQ1/1.8	-KF14.51RQ	Monitoring Safety contactors 11.1L+	
=V3FQ1/2.8	-KF14.52RQ	Monitoring Safety contactors 12.1L+	
=V3FQ1/3.8	-KF14.53RQ	Monitoring Safety contactors 13.1L+	
=V3FQ1/4.8	-KF14.54RQ	Monitoring Safety contactors 14.1L+	
=KH0+KH0/5.6	=KH0-BP5_I	Monitoring AIR On (S030 Turntable)	
=KH0+KH0/10.6	=KH0-BP10_I	Monitoring AIR On (S080 Date Scribe)	
	I232.6	Spare	
	I232.7	Spare	
=V2SF0SF2+V2UC72/1.5	=V2SF0SF2+V2UC72-SF2.5	S030-LR1 Request to Enter PB	
=V2SF0SF2+V2UC72/1.6	=V2SF0SF2+V2UC72-SF3.7	S030-LR1 Reset PB	
=V2SF0SF3+V2UC73/1.5	=V2SF0SF3+V2UC73-SF2.5	S030-LR2 Request to Enter PB	
=V2SF0SF3+V2UC73/1.6	=V2SF0SF3+V2UC73-SF3.7	S030-LR2 Reset PB	
=V4SF0SF1+V4UC91/1.2	=V4SF0SF1+V4UC91-SF1_I	Request to Enter PB	
	I233.5	Spare	
	I233.6	Spare	
	I233.7	Spare	

-KF14.21
/6.1
16 DO 24VDC

ET 200SP SIEMENS
DQ 16x24 VDC/0.5A ST

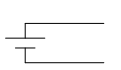

L+/24VDC	L+ 24VDC		/6.1	
M/0VDC	M 0VDC		/6.2	
Q230.0 1/DQ0	1 DQ0	=V2PZ1PF4+V2UC64/1.3	=V2PZ1PF4+UC64-PF1_1	S030-LR1 Indication column Blue
Q230.1 2/DQ1	2 DQ1	=V2PZ1PF4+V2UC64/1.4	=V2PZ1PF4+UC64-PF1_2	S030-LR1 Indication column Green
Q230.2 3/DQ2	3 DQ2	=V2PZ1PF4+V2UC64/1.4	=V2PZ1PF4+UC64-PF1_3	S030-LR1 Indication column Yellow
Q230.3 4/DQ3	4 DQ3	=V2PZ1PF4+V2UC64/1.5	=V2PZ1PF4+UC64-PF1_4	S030-LR1 Indication column Red
Q230.4 5/DQ4	5 DQ4	=V2PZ1PF4+V2UC64/1.6	=V2PZ1PF4+UC64-PF1_5	S030-LR1 Indication column Siren
Q230.5 6/DQ5	6 DQ5	=V2PZ1PF5+V2UC65/1.3	=V2PZ1PF5+UC65-PF1_1	S030-LR2 Indication column Blue
Q230.6 7/DQ6	7 DQ6	=V2PZ1PF5+V2UC65/1.4	=V2PZ1PF5+UC65-PF1_2	S030-LR2 Indication column Green
Q230.7 8/DQ7	8 DQ7	=V2PZ1PF5+V2UC65/1.4	=V2PZ1PF5+UC65-PF1_3	S030-LR2 Indication column Yellow
Q231.0 9/DQ8	9 DQ8	=V2PZ1PF5+V2UC65/1.5	=V2PZ1PF5+UC65-PF1_4	S030-LR2 Indication column Red
Q231.1 10/DQ9	10 DQ9	=V2PZ1PF5+V2UC65/1.6	=V2PZ1PF5+UC65-PF1_5	S030-LR2 Indication column Siren
Q231.2 11/DQ10	11 DQ10	=V4PZ1PF1+V4UC61/1.3	=V4PZ1PF1+UC61-PF1_1	Area 4 Indication column Green
Q231.3 12/DQ11	12 DQ11	=V4PZ1PF1+V4UC61/1.4	=V4PZ1PF1+UC61-PF1_2	Area 4 Indication column Yellow
Q231.4 13/DQ12	13 DQ12	=V4PZ1PF1+V4UC61/1.4	=V4PZ1PF1+UC61-PF1_3	Area 4 Indication column Red
Q231.5 14/DQ13	14 DQ13	=V4PZ1PF1+V4UC61/1.5	=V4PZ1PF1+UC61-PF1_4	Area 4 Indication column Siren
Q231.6 15/DQ14	15 DQ14		Q231.6	Spare
Q231.7 16/DQ15	16 DQ15		Q231.7	Spare

6ES7132-6BH01-0BA0

			Date	12/22/2022	Volvo Trucks North America		Valiant TMS	ET200S DQ Overview KF14.21	Drawing name: =2V06&EFS_EL	= V3KF1
			Ed.	KMAFFRE						+ V3UC14
			Appr		P6700 Rear Wall - Cell 2V06				Document type: EFS	Project nr: 22-16148
Modification	Date	Name	Original		Replacement of	Replaced by	Scale 1:1			Page 10 / 1460

-KF14.31
/5.0

ET 200SP SIEMENS
F-DI 8x24VDC HF

	L+ 24VDC	/5.1			
	M 0VDC	/5.2			
	1 DI0				
I5230.0		=V2SF0SF2+V2UC72/1.1	=V2SF0SF2+V2UC72-SF1.1	S030-LR1 Operator E-Stop Ch1	
	9 VS0	=V2SF0SF2+V2UC72/1.2			
	2 DI1				
I5230.1		=V2SF0SF3+V2UC73/1.1	=V2SF0SF3+V2UC73-SF1.1	S030-LR2 Operator E-Stop Ch1	
	10 VS1	=V2SF0SF3+V2UC73/1.2			
	3 DI2				
I5230.2		=V1FQ1+V1FQ1/9.3	=V3FQ1-BR15.1	V1-S040/V2-S030 Light Curtain Ch1	
	11 VS2	=V1FQ1+V1FQ1/9.3			
	4 DI3				
I5230.3			I5230.3	Spare	
	12 VS3				
	5 DI4				
I5230.4		=V2SF0SF2+V2UC72/1.3	=V2SF0SF2+V2UC72-SF1.3	S030-LR1 Operator E-Stop Ch2	
	13 VS4	=V2SF0SF2+V2UC72/1.3			
	6 DI5				
I5230.5		=V2SF0SF3+V2UC73/1.3	=V2SF0SF3+V2UC73-SF1.3	S030-LR2 Operator E-Stop Ch2	
	14 VS5	=V2SF0SF3+V2UC73/1.3			
	7 DI6				
I5230.6		=V1FQ1+V1FQ1/9.4	=V3FQ1-BR15.2	V1-S040/V2-S030 Light Curtain Ch2	
	15 VS6	=V1FQ1+V1FQ1/9.5			
	8 DI7				
I5230.7			I5230.7	Spare	
	16 VS7				

6ES7136-6BA00-0CA0

10 12

			Date	10/26/2022	Volvo Trucks North America	Valiant TMS	ET200S F-DI Overview KF14.31	Drawing name: =2V06&EFS_EL	= V3KF1	
			Ed.	KMAFFRE					+ V3UC14	
			Appr		P6700 Rear Wall - Cell 2V06			Document type: EFS	Project nr: 22-16148	Page 11
Modification	Date	Name	Original		Replacement of / Replaced by	Scale 1:1				1460

-KF14.32
/5.3

ET 200SP SIEMENS
F-DI 8x24VDC HF

L+ 24VDC		/5.3		
M 0VDC		/5.4		
1 DI0	I5236.0	=V2FQ1+V2FQ1/8.3	=V2FQ1-BR14.1	S030-LR1 Light Curtain 1 Ch1
9 VS0		=V2FQ1+V2FQ1/8.3		
2 DI1	I5236.1	=V2FQ1+V2FQ1/9.3	=V2FQ1-BR15.1	S030-LR1 Light Curtain 2 Ch1
10 VS1		=V2FQ1+V2FQ1/9.3		
3 DI2	I5236.2	=V2FQ1+V2FQ1/10.3	=V2FQ1-BR16.1	S030-LR2 Light Curtain 1 Ch1
11 VS2		=V2FQ1+V2FQ1/10.3		
4 DI3	I5236.3	=V2FQ1+V2FQ1/11.3	=V2FQ1-BR17.1	S030-LR2 Light Curtain 2 Ch1
12 VS3		=V2FQ1+V2FQ1/11.3		
5 DI4	I5236.4	=V2FQ1+V2FQ1/8.4	=V2FQ1-BR14.2	S030-LR1 Light Curtain 1 Ch2
13 VS4		=V2FQ1+V2FQ1/8.5		
6 DI5	I5236.5	=V2FQ1+V2FQ1/9.4	=V2FQ1-BR15.2	S030-LR1 Light Curtain 2 Ch2
14 VS5		=V2FQ1+V2FQ1/9.5		
7 DI6	I5236.6	=V2FQ1+V2FQ1/10.4	=V2FQ1-BR16.2	S030-LR2 Light Curtain 1 Ch2
15 VS6		=V2FQ1+V2FQ1/10.5		
8 DI7	I5236.7	=V2FQ1+V2FQ1/11.4	=V2FQ1-BR17.2	S030-LR2 Light Curtain 2 Ch2
16 VS7		=V2FQ1+V2FQ1/11.5		

6ES7136-6BA00-0CA0

11 13

			Date	10/26/2022	Volvo Trucks North America	Valiant TMS	ET200S F-DI Overview KF14.32	Drawing name: =2V06&EFS_EL	= V3KF1	
			Ed.	KMAFFRE					+ V3UC14	
			Appr		P6700 Rear Wall - Cell 2V06			Document type: EFS	Project nr: 22-16148	Page 12
Modification	Date	Name	Original		Replacement of	Replaced by	Scale 1:1			1460

-KF14.41
/7.0

ET 200SP
F-DQ 4X24VDC/2A PM HF
SIEMENS

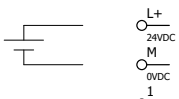

/7.1
/7.2

Q5242.0	1 DQ-P0	=V3FQ1/1.1	-KF14.51	Switched Power 1 11.1L+
Q5242.0	5			
QX.0	9 DQ-M0	=V3FQ1/1.1		
QX.0	13			
Q5242.1	2 DQ-P1	=V3FQ1/2.1	-KF14.52	Switched Power 2 12.1L+
Q5242.1	6			
QX.1	10 DQ-M1	=V3FQ1/2.1		
QX.1	14			
Q5242.2	3 DQ-P2	=V3FQ1/3.1	-KF14.53	Switched Power 3 13.1L+
Q5242.2	7			
QX.2	11 DQ-M2	=V3FQ1/3.1		
QX.2	15			
Q5242.3	4 DQ-P3	=V3FQ1/4.1	-KF14.54	Switched Power 4 14.1L+
Q5242.3	8			
QX.3	12 DQ-M3	=V3FQ1/4.1		
QX.3	16			

6ES7136-6DB00-0CA0 + BU15-P16+A0+2B

12 14

			Date	9/19/2022	Volvo Trucks North America	Valiant TMS	ET200S F-DQ Overview KF14.41	Drawing name: =2V06&EFS_EL	= V3KF1	
			Ed.	MKLEPADLO					+ V3UC14	
			Appr		P6700 Rear Wall - Cell 2V06			Document type: EFS	Project nr: 22-16148	Page 13
Modification	Date	Name	Original		Replacement of	Replaced by	Scale 1:1			1460

-KF14.42
/7.5

ET 200SP SIEMENS
F-DQ 4X24VDC/2A PM HF

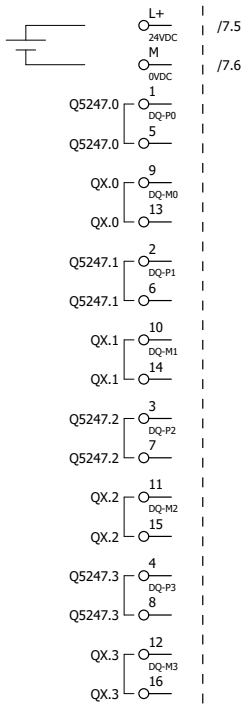

Q5247.0	Spare	
Q5247.1	Spare	
Q5247.2	Spare	
Q5247.3	Spare	

6ES7136-6DB00-0CA0 + BU15-P16+A0+2B

13 15

			Date	9/19/2022	Volvo Trucks North America		Valiant TMS	ET200S F-DQ Overview KF14.42	Drawing name: =2V06&EFS_EL	= V3KF1	
			Ed.	MKLEPADLO						+ V3UC14	
			Appr		P6700 Rear Wall - Cell 2V06		Scale 1:1		Document type: EFS	Project nr: 22-16148	Page 14
Modification	Date	Name	Original		Replacement of	Replaced by					1460

-KF14.51
=V3FQ1/1.2
=V3WC4/12.1

ET 200SP SIEMENS
F-RQ 1x24VDC/24..230VAC/5A

1 RQ01+	=V3WC4/12.2	11L+	
2 RQ01-	=V3WC4/12.2	11.1L+	
3 RQ02+	=V3WC4/12.3	11L+	
4 RQ02-	=V3WC4/12.4	11.1L+	
9 IN P	=V3FQ1/1.3	Switched Power 1 11.1L+P	
10 OUT P	=V3FQ1/1.4	SPARE	
11 IN M	=V3FQ1/1.4	Switched Power 1 11.1L+M	
12 OUT M	=V3FQ1/1.5	SPARE	
1A AUX			
2A AUX			
3A AUX			
4A AUX			

6ES7136-6RA00-0BF0 + BU20-P8+A4+0B

			Date	9/17/2022	Volvo Trucks North America		Valiant TMS	ET200S F-RQ Overview KF14.51	Drawing name: =2V06&EFS_EL	= V3KF1	
			Ed.	MKLEPADLO						+ V3UC14	
			Appr		P6700 Rear Wall - Cell 2V06				Document type: EFS	Project nr: 22-16148	Page 15
Modification	Date	Name	Original		Replacement of	Replaced by	Scale 1:1				1460

-KF14.52
=V3FQ1/2.2
=V3WC4/13.1

ET 200SP SIEMENS
F-RQ 1x24VDC/24..230VAC/5A

1 RQ01+	=V3WC4/13.2	12L+
2 RQ01-	=V3WC4/13.2	12.1L+
3 RQ02+	=V3WC4/13.3	12L+
4 RQ02-	=V3WC4/13.4	12.1L+
9 IN P	=V3FQ1/2.3	Switched Power 2 12.1L+P
10 OUT P	=V3FQ1/2.4	SPARE
11 IN M	=V3FQ1/2.4	Switched Power 2 12.1L+M
12 OUT M	=V3FQ1/2.5	SPARE
1A AUX		
2A AUX		
3A AUX		
4A AUX		

6ES7136-6RA00-0BF0 + BU20-P8+A4+0B

15 17

			Date	9/17/2022	Volvo Trucks North America		Valiant TMS	ET200S F-RQ Overview KF14.52	Drawing name: =2V06&EFS_EL	= V3KF1	
			Ed.	MKLEPADLO						+ V3UC14	
			Appr		P6700 Rear Wall - Cell 2V06				Document type: EFS	Project nr: 22-16148	Page 16
Modification	Date	Name	Original		Replacement of	Replaced by	Scale 1:1				1460

-KF14.53
=V3FQ1/3.2
=V3WC4/14.1

ET 200SP SIEMENS
F-RQ 1x24VDC/24..230VAC/5A

1 RQ01+	=V3WC4/14.2	13L+	
2 RQ01-	=V3WC4/14.2	13.1L+	
3 RQ02+	=V3WC4/14.3	13L+	
4 RQ02-	=V3WC4/14.4	13.1L+	
9 IN P	=V3FQ1/3.3	Switched Power 3 13.1L+P	
10 OUT P	=V3FQ1/3.4	SPARE	
11 IN M	=V3FQ1/3.4	Switched Power 3 13.1L+M	
12 OUT M	=V3FQ1/3.5	SPARE	
1A AUX			
2A AUX			
3A AUX			
4A AUX			

6ES7136-6RA00-0BF0 + BU20-P8+A4+0B

16 18

			Date	9/17/2022	Volvo Trucks North America		Valiant TMS	ET200S F-RQ Overview KF14.53	Drawing name: =2V06&EFS_EL	= V3KF1	
			Ed.	MKLEPADLO						+ V3UC14	
			Appr		P6700 Rear Wall - Cell 2V06				Document type: EFS	Project nr: 22-16148	Page 17
Modification	Date	Name	Original		Replacement of	Replaced by	Scale 1:1				1460

-KF14.54
=V3FQ1/4.2
=V3WC4/15.1

ET 200SP SIEMENS
F-RQ 1x24VDC/24..230VAC/5A

1 RQ01+	=V3WC4/15.2	14L+	
2 RQ01-	=V3WC4/15.2	14.1L+	
3 RQ02+	=V3WC4/15.3	14L+	
4 RQ02-	=V3WC4/15.4	14.1L+	
9 IN P	=V3FQ1/4.3	Switched Power 4 14.1L+P	
10 OUT P	=V3FQ1/4.4	SPARE	
11 IN M	=V3FQ1/4.4	Switched Power 4 14.1L+M	
12 OUT M	=V3FQ1/4.5	SPARE	
1A AUX			
2A AUX			
3A AUX			
4A AUX			

6ES7136-6RA00-0BF0 + BU20-P8+A4+0B

			Date	9/17/2022	Volvo Trucks North America		Valiant TMS	ET200S F-RQ Overview KF14.54	Drawing name: =2V06&EFS_EL	= V3KF1
			Ed.	MKLEPADLO						+ V3UC14
			Appr		P6700 Rear Wall - Cell 2V06				Document type: EFS	Project nr: 22-16148 Page 18
Modification	Date	Name	Original		Replacement of	Replaced by	Scale 1:1			1460



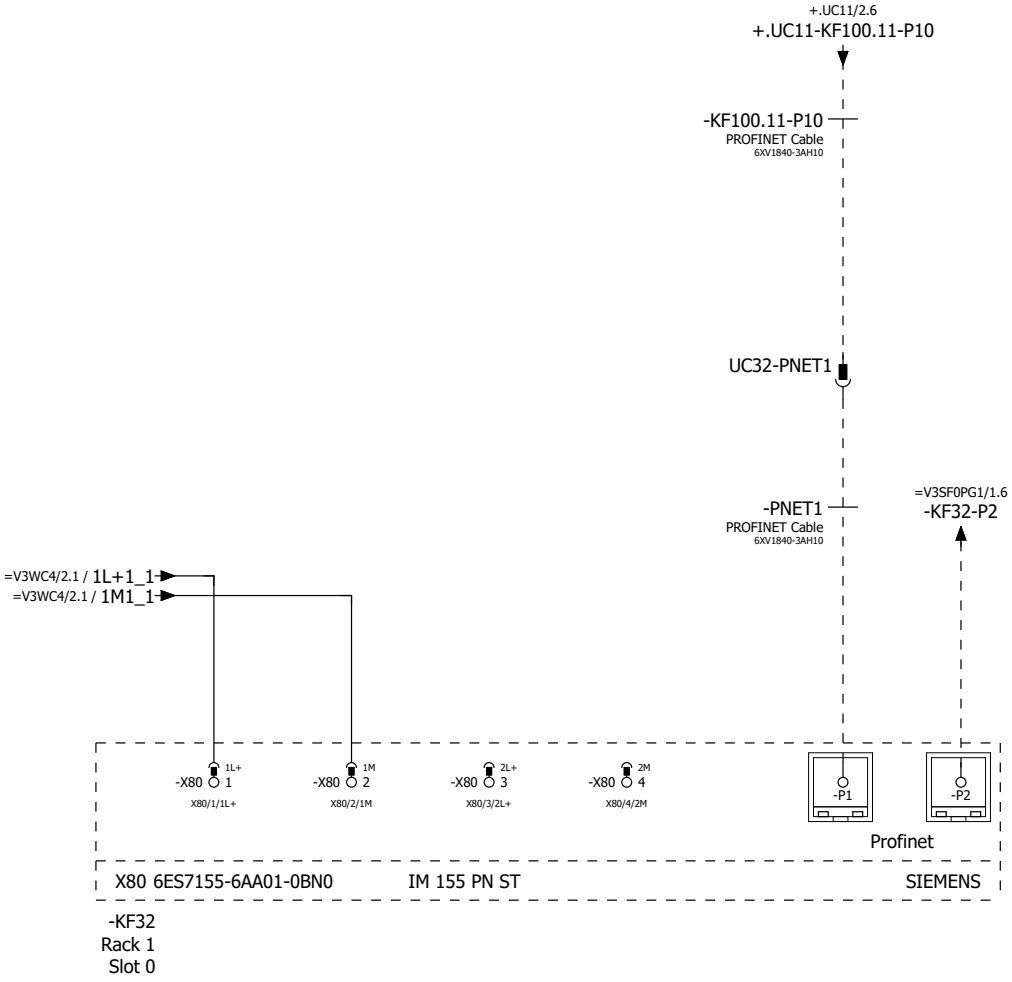

+.UC14/18

2

			Date	12/14/2022	Volvo Trucks North America		Valiant TMS	IM 155 PN	Drawing name: =2V06&EFS_EL	= V3KF1
			Ed.	MKLEPADLO						+ V3UC32
			Appr		P6700 Rear Wall - Cell 2V06				Document type: EFS	Project nr: 22-16148
Modification	Date	Name	Original		Replacement of	Replaced by	Scale 1:1			Page 1 / 1460

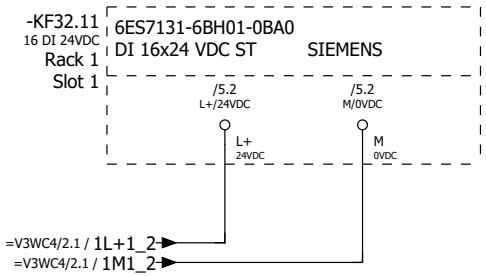

			Date	12/14/2022	Volvo Trucks North America		Valiant TMS	ET200S Wiring DI	Drawing name: =2V06&EFS_EL		= V3KF1
			Ed.	MKLEPADLO							+ V3UC32
			Appr		P6700 Rear Wall - Cell 2V06				Document type: EFS	Project nr: 22-16148	Page 2
Modification	Date	Name	Original		Replacement of	Replaced by	Scale 1:1				1460

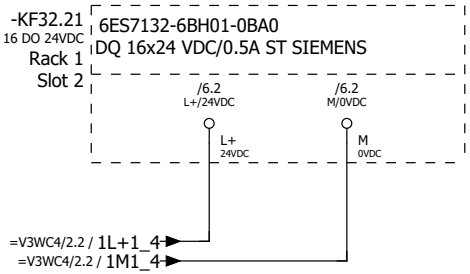

			Date	12/14/2022	Volvo Trucks North America		Valiant TMS	ET200S Wiring DO	Drawing name: =2V06&EFS_EL		= V3KF1
			Ed.	MKLEPADLO							+ V3UC32
			Appr		P6700 Rear Wall - Cell 2V06				Document type: EFS	Project nr: 22-16148	Page 3
Modification	Date	Name	Original		Replacement of	Replaced by	Scale 1:1				1460

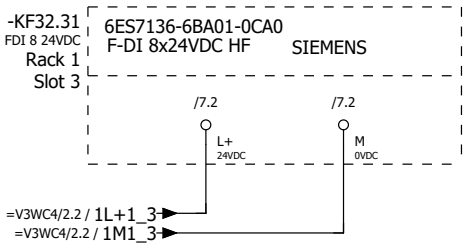

			Date	12/14/2022	Volvo Trucks North America		Valiant TMS	ET200S Wiring F-DI	Drawing name: =2V06&EFS_EL	= V3KF1	
			Ed.	MKLEPADLO						+ V3UC32	
			Appr		P6700 Rear Wall - Cell 2V06				Document type: EFS	Project nr: 22-16148	Page 4
Modification	Date	Name	Original		Replacement of	Replaced by	Scale 1:1				1460

-KF32.11

ET 200SP SIEMENS
DI 16x24 VDC ST

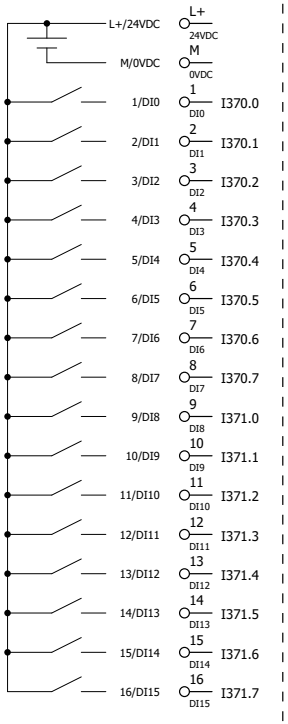

/2.1			
/2.2			
	I370.0	Spare	
	I370.1	Spare	
=V3SF0PG1/2.7	=V3SF0PG1+V3UC32-SF3_4	Start auto PB	
	I370.3	Spare	
=V3SF0PG1/2.5	=V3SF0PG1+V3UC32-SF1_4	Set PB	
=V3SF0PG1/2.2	=V3SF0PG1+V3UC32-SF2_4	Reset PB	
	I370.6	Spare	
	I370.7	Spare	
=V3WC4/3.2	=V3WC4+V3UC32-FC1	Monitoring 24 VDC	
=V3WC4/3.4	=V3WC4+V3UC32-FC2	Monitoring 24 VDC	
	I371.2	Spare	
	I371.3	Spare	
	I371.4	Spare	
	I371.5	Spare	
	I371.6	Spare	
	I371.7	Spare	

6ES7131-6BH01-0BA0

			Date	12/16/2022	Volvo Trucks North America		Valiant TMS	ET200S Cross-reference Input module	Drawing name: =2V06&EFS_EL	= V3KF1
			Ed.	KMAFFRE						+ V3UC32
			Appr		P6700 Rear Wall - Cell 2V06				Document type: EFS	Project nr: 22-16148	Page 5
Modification	Date	Name	Original		Replacement of	Replaced by	Scale 1:1				1460

-KF32.21

ET 200SP SIEMENS
DQ 16x24 VDC/0.5A ST

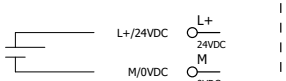

	L+/24VDC		/3.1	
	M/0VDC		/3.2	
1	1/DQ0	Q370.0		Q370.0 Spare
2	2/DQ1	Q370.1	=V3SF0PG1/2.8	=V3SF0PG1+V3UC32-PF3_Q Start auto LT
3	3/DQ2	Q370.2		Q370.2 Spare
4	4/DQ3	Q370.3		Q370.3 Spare
5	5/DQ4	Q370.4		Q370.4 Spare
6	6/DQ5	Q370.5		Q370.5 Spare
7	7/DQ6	Q370.6		Q370.6 Spare
8	8/DQ7	Q370.7		Q370.7 Spare
9	9/DQ8	Q371.0		Q371.0 Spare
10	10/DQ9	Q371.1		Q371.1 Spare
11	11/DQ10	Q371.2		Q371.2 Spare
12	12/DQ11	Q371.3		Q371.3 Spare
13	13/DQ12	Q371.4		Q371.4 Spare
14	14/DQ13	Q371.5		Q371.5 Spare
15	15/DQ14	Q371.6		Q371.6 Spare
16	16/DQ15	Q371.7		Q371.7 Spare

6ES7132-6BH01-0BA0

5 7

			Date	9/20/2022	Volvo Trucks North America		Valiant TMS	ET200S Cross-reference Output module	Drawing name: =2V06&EFS_EL	= V3KF1
			Ed.	MKLEPADLO						+ V3UC32
			Appr		P6700 Rear Wall - Cell 2V06				Document type: EFS	Project nr: 22-16148 Page 6
Modification	Date	Name	Original		Replacement of	Replaced by	Scale 1:1			1460

-KF32.31
/4.0

ET 200SP SIEMENS
F-DI 8x24VDC HF

	L+ 24VDC	/4.1			
	M 0VDC	/4.2			
I5370.0	1 DI0	=FQ0V3SF1S01/1.3	=FQ0V3SF1S01+UC32-SF1.1	Emergency stop Ch1	
	9 VS0	=FQ0V3SF1S01/1.3			
I5370.1	2 DI1		I5370.1	Spare	
	10 VS1				
I5370.2	3 DI2		I5370.2	Spare	
	11 VS2				
I5370.3	4 DI3		I5370.3	Spare	
	12 VS3				
I5370.4	5 DI4	=FQ0V3SF1S01/1.4	=FQ0V3SF1S01+UC32-SF1.11	Emergency stop Ch2	
	13 VS4	=FQ0V3SF1S01/1.4			
I5370.5	6 DI5		I5370.5	Spare	
	14 VS5				
I5370.6	7 DI6		I5370.6	Spare	
	15 VS6				
I5370.7	8 DI7		I5370.7	Spare	
	16 VS7				

6ES7136-6BA01-0CA0

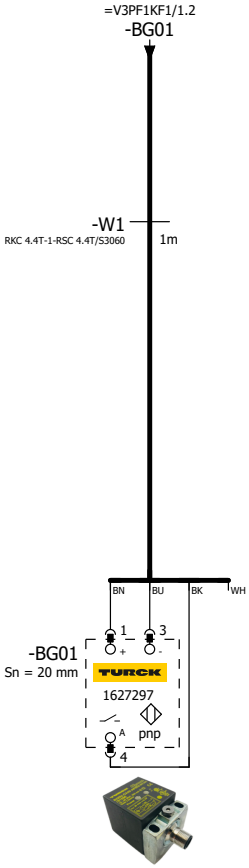

=V3PF1BG0
-BG01
Part Present

=V3KF1+.UC32/7

=V3PF1KF1/1

			Date	12/14/2022	Volvo Trucks North America		Valiant TMS	SENSORS	Drawing name: =2V06&EFS_EL	= V3PF1BG0
			Ed.	MKLEPADLO						+ V3PF1
			Appr		P6700 Rear Wall - Cell 2V06		Scale 1:1		Document type: EFS	Project nr: 22-16148
Modification	Date	Name	Original		Replacement of	Replaced by				Page 1 / 1460

=V3WC4+.UC14/20.5 / W1

=V3KF1+.UC14/2.6 / +.UC14-KF100.14-P8

-W1
RSM RKM 56-35M/S3059
35m

-KF100.14-P8
PROFINET Cable
6XV1840-3AH10

-KF1

X20 M12, 7/8" 1 2 PE 4 5
0V_VAL / OUT
0V_EL / SEN
FE
24V_EL / SEN
24V_VAL / OUT

-TP1 -TP2

ON OFF 1 2 1 2

FESTO
Bus node + Interlinking block
548755 + 550208

-KF1.11

FESTO
CPX-M-AB-8-M12X2-5POL
549335

I2300.0	DI 0 X1:4	V3PF1UQ1.1-BGR	Clamp 1 (RESET)
I2300.1	DI 1 X1:2	V3PF1UQ1.1-BGR	Clamp 1 (SET)
I2300.2	DI 2 X2:4	V3PF1-BG01	Part Present
I2300.3	DI 3 X2:2	I2300.3	Spare
I2300.4	DI 4 X3:4	I2300.3	Spare
I2300.5	DI 5 X3:2	I2300.3	Spare
I2300.6	DI 6 X4:4	I2300.6	Spare
I2300.7	DI 7 X4:2	I2300.7	Spare
I2301.0	DI 8 X5:4	I2301.0	Spare
I2301.1	DI 9 X5:2	I2301.1	Spare
I2301.2	DI 10 X6:4	I2301.2	Spare
I2301.3	DI 11 X6:2	I2301.3	Spare
I2301.4	DI 12 X7:4	I2301.4	Spare
I2301.5	DI 13 X7:2	I2301.5	Spare
I2301.6	DI 14 X8:4	I2301.6	Spare
I2301.7	DI 15 X8:2	I2301.4	Spare

X1 24V DI 1 0V DI 0 FE
X2 24V DI 3 0V DI 2 FE
X3 24V DI 5 0V DI 4 FE
X4 24V DI 7 0V DI 6 FE
X5 24V DI 9 0V DI 8 FE
X6 24V DI 11 0V DI 10 FE
X7 24V DI 13 0V DI 12 FE
X8 24V DI 15 0V DI 14 FE

BN WH BU BK

+.PF1UQ1.1-W1
=V3PF1UQ1+.PF1UQ1/1.1

-BG01
=V3PF1BG0/1.1

=V3PF1BG0/1 3

			Date	12/14/2022	Volvo Trucks North America		Valiant TMS	CONNECTING MOD. FOR VTSA MANIFOLD	Drawing name: =2V06&EFS_EL	= V3PF1KF1	
			Ed.	MKLEPADLO						+ V3PF1	
			Appr		P6700 Rear Wall - Cell 2V06				Document type: EFS	Project nr: 22-16148	Page 1
Modification	Date	Name	Original		Replacement of	Replaced by	Scale 1:1				1460

-KF1 -KF1.11 -KF1.20 -KF1.21 -KF1.22 -KF1.23

M1

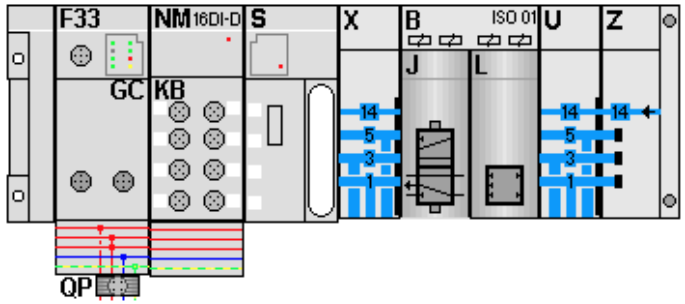

-KF1.21
=V3PF1UQ1+.PF1UQ1/1.3

FESTO

=V3PF1UQ1+.PF1UQ1/1.4	Q2300.0 DO 0 1.1	-QN1.1_Q	Clamp 1 (RST)
=V3PF1UQ1+.PF1UQ1/1.4	Q2300.1 DO 1 1.2	-QN1.2_Q	Clamp 1 (SET)
	Q2300.2 DO 2 2.1	-QN2.1_Q	Spare
	Q2300.3 DO 3 2.2	-QN2.2_Q	Spare

1

=V3PF1UQ1+.PF1UQ1/1

			Date	12/14/2022	Volvo Trucks North America		Valiant TMS	CONNECTING MOD. FOR FESTO DQ	Drawing name: =2V06&EFS_EL	= V3PF1KF1
			Ed.	MKLEPADLO						+ V3PF1
			Appr		P6700 Rear Wall - Cell 2V06				Document type: EFS	Project nr: 22-16148
Modification	Date	Name	Original		Replacement of	Replaced by	Scale 1:1			Page 3 / 1460

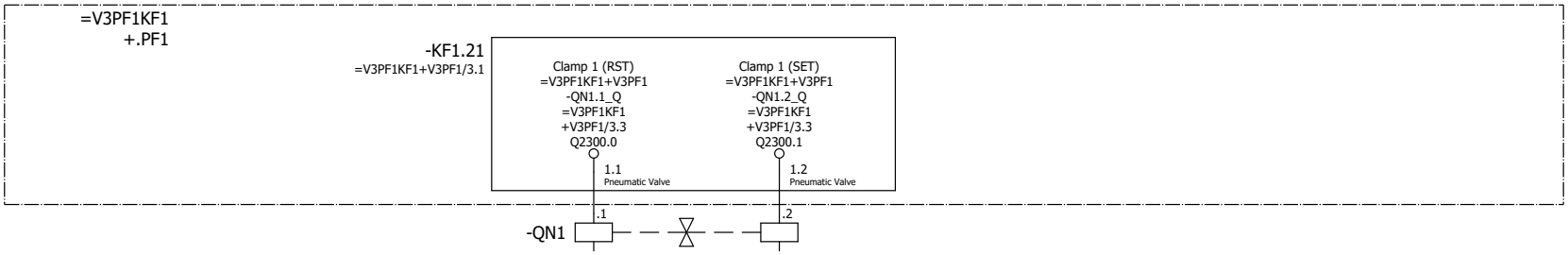

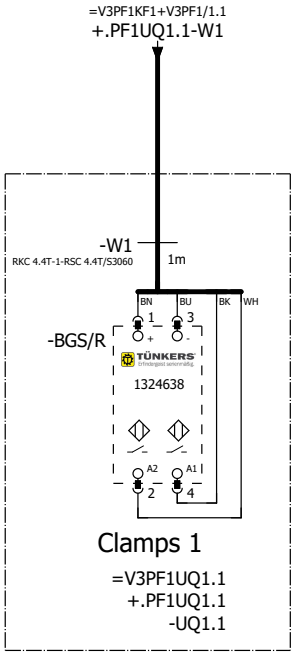

=V3PF1
-UQ1.1-BGS/R
Clamps 1

=V3PF1KF1+V3PF1/3

=V3PF1WC3+.PF1UC01/1

			Date	12/14/2022	Volvo Trucks North America	Valiant TMS	FESTO DQ CONNECTION QN1	Drawing name: =2V06&EFS_EL	= V3PF1UQ1	
			Ed.	MKLEPADLO					+ V3PF1UQ1	
			Appr		P6700 Rear Wall - Cell 2V06	Scale 1:1		Document type: EFS	Project nr: 22-16148	Page 1
Modification	Date	Name	Original		Replacement of	Replaced by				1460

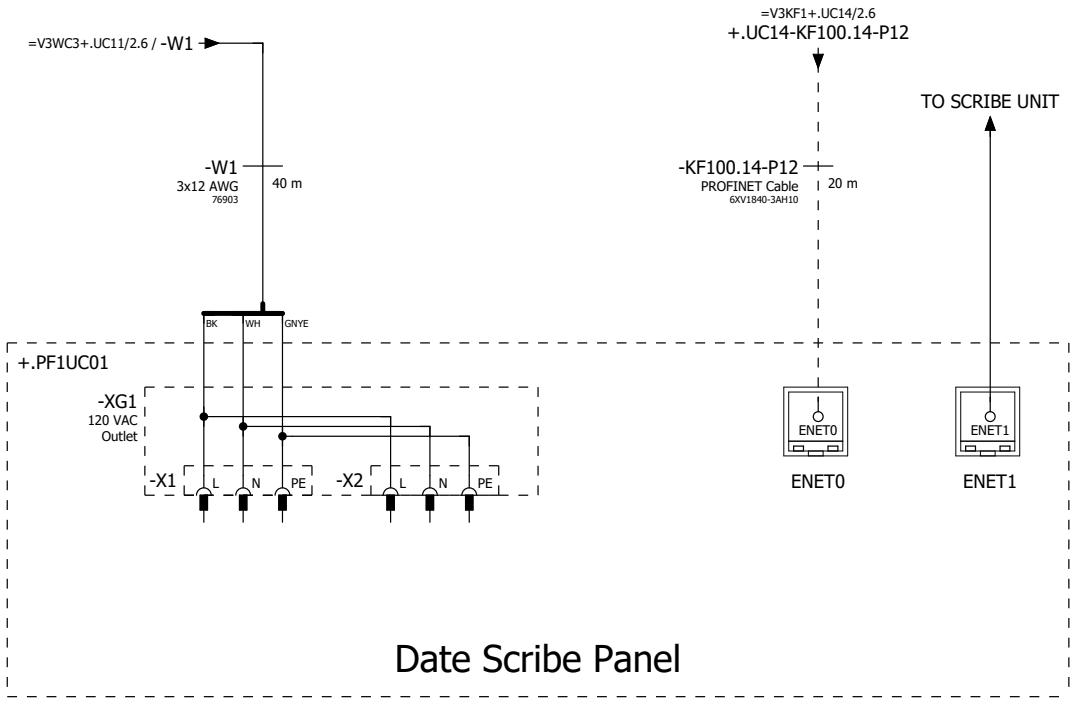

=V3PF1UQ1+.PF1UQ1/1

=V3SF0PG1+.UC32/1

			Date	12/14/2022	Volvo Trucks North America		Valiant TMS	Incoming power & profinet	Drawing name: =2V03&EFS-EL	= V3PF1WC3	
			Ed.	MKLEPADLO						+ V3PF1UC01	
			Appr		P6700 Rear Wall - Cell 2V06				Document type: EFS	Project nr: 22-16148	Page 1
Modification	Date	Name	Original		Replacement of	Replaced by	Scale 1:1				1460

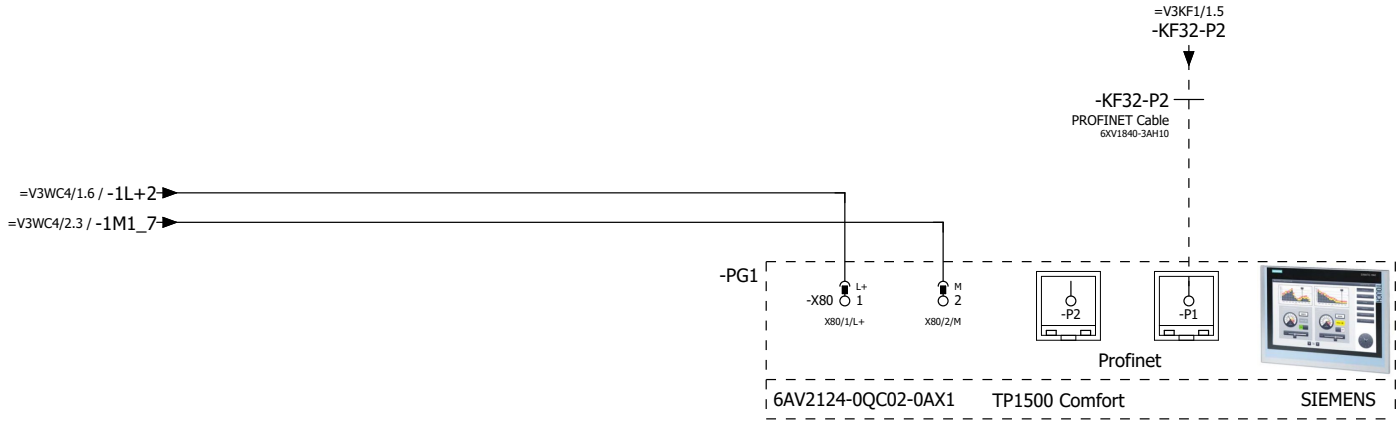

=V3PF1WC3+.PF1UC01/1

2

			Date	12/14/2022	Volvo Trucks North America	Valiant TMS	TP1500: SOP Display	Drawing name: =2V06&EFS_EL	= V3SF0PG1	
			Ed.	MKLEPADLO					+ V3UC32	
			Appr		P6700 Rear Wall - Cell 2V06			Document type: EFS	Project nr: 22-16148	Page 1
Modification	Date	Name	Original		Replacement of	Replaced by	Scale 1:1			1460

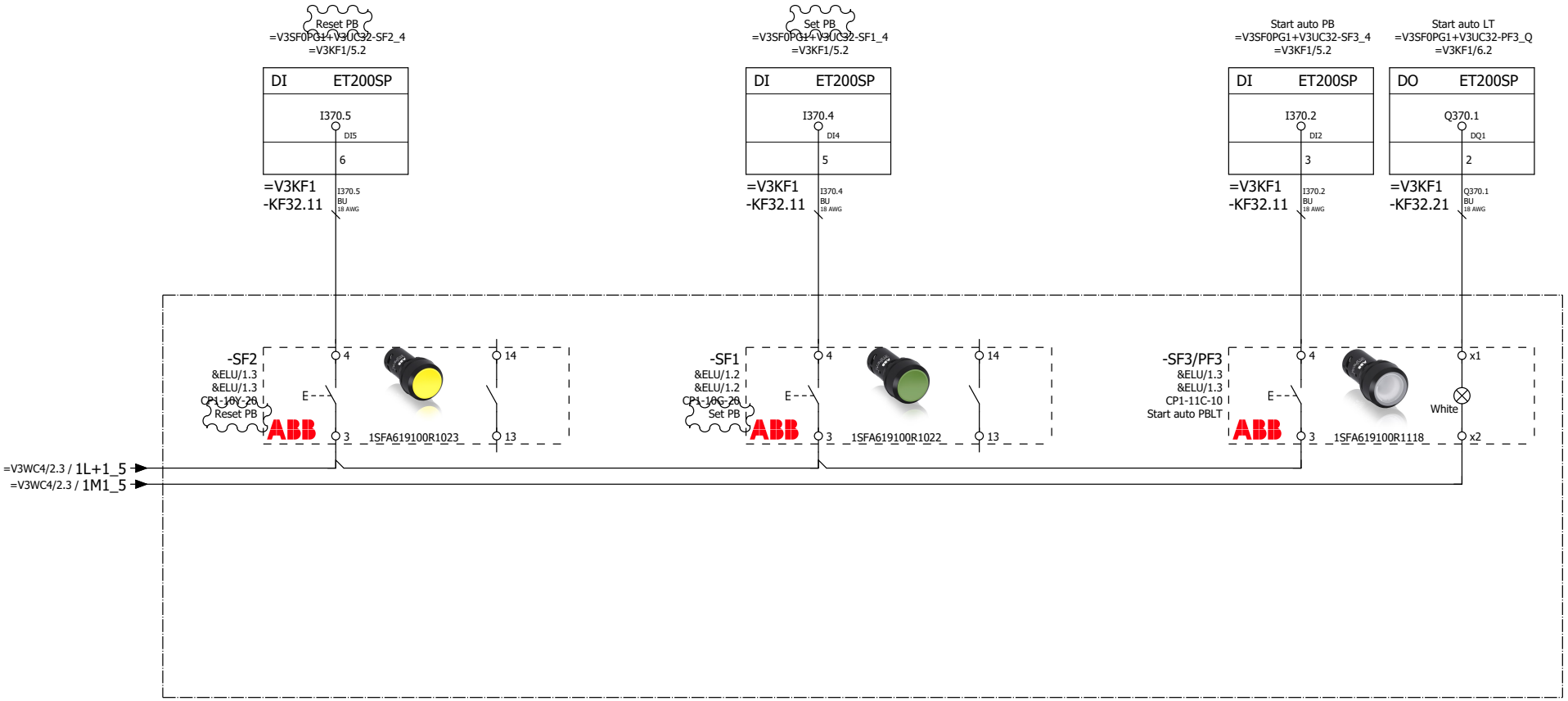

1

=V3UN1BG0+.UN1/1

			Date	12/16/2022	Volvo Trucks North America		Valiant TMS	Operating box SOP	Drawing name: =2V06&EFS_EL	= V3SF0PG1
			Ed.	KMAFFRE						+ V3UC32
			Appr		P6700 Rear Wall - Cell 2V06				Document type: EFS	Project nr: 22-16148
Modification	Date	Name	Original		Replacement of	Replaced by	Scale 1:1			Page 2 / 1460

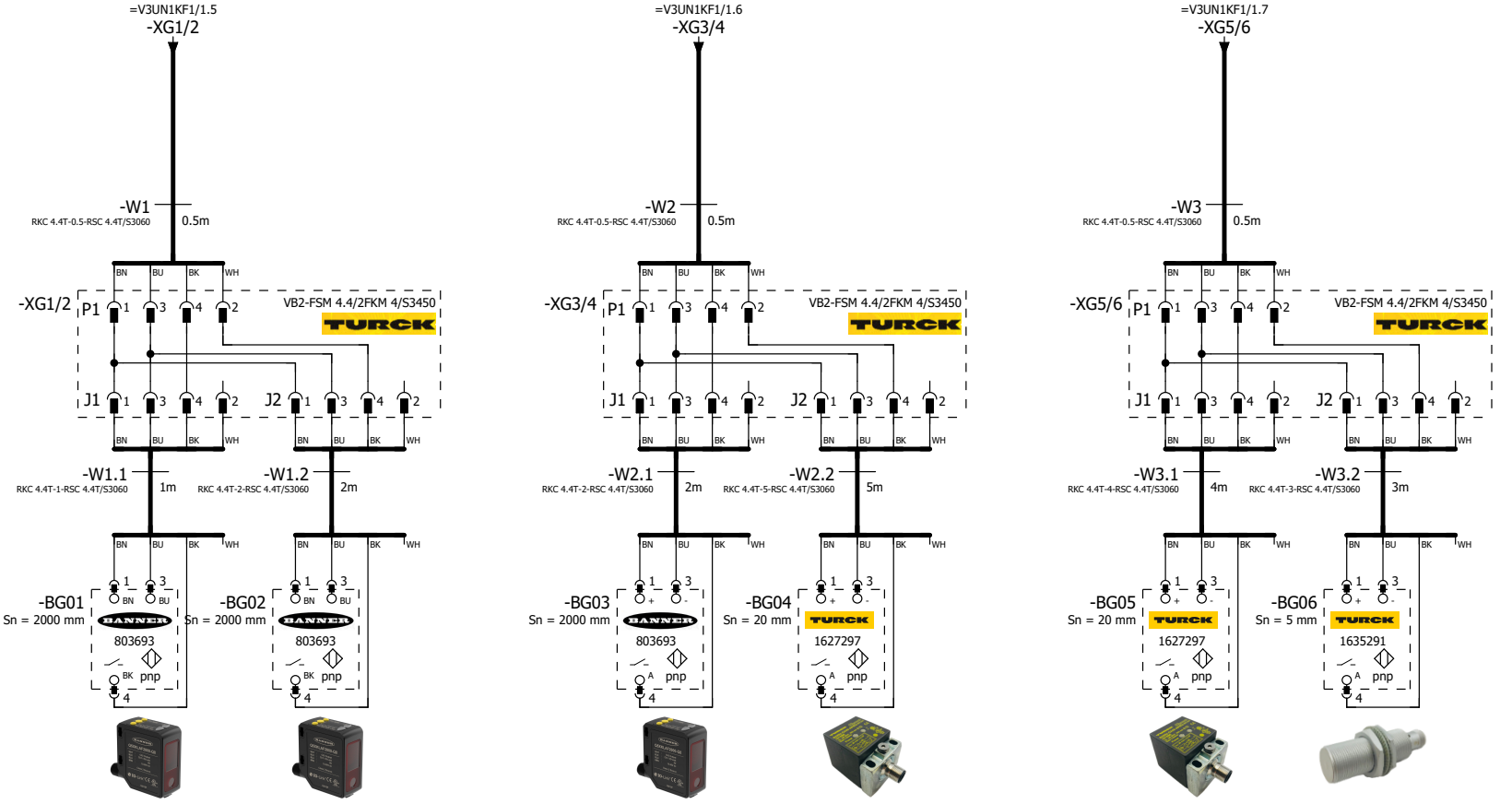

=V3UN1 -BG01 Day/Sleeper Cab Panel Assy	=V3UN1 -BG02 Day Cab Panel assembly	=V3UN1 -BG03 Sleeper Cab Panel Assembly	=V3UN1 -BG04 Cart in position	=V3UN1 -BG05 Cart in position	=V3UN1 -BG06 Cart locked/ pinned

=V3SF0PG1+.UC32/2

=V3UN1FQ1/1

			Date	12/14/2022	Volvo Trucks North America	Valiant TMS	SENSORS	Drawing name: =2V06&EFS_EL	= V3UN1BG0
			Ed.	MKLEPADLO					+ V3UN1
			Appr		P6700 Rear Wall - Cell 2V06	Scale 1:1		Document type: EFS	Project nr: 22-16148
Modification	Date	Name	Original		Replacement of	Replaced by			Page 1 / 1460

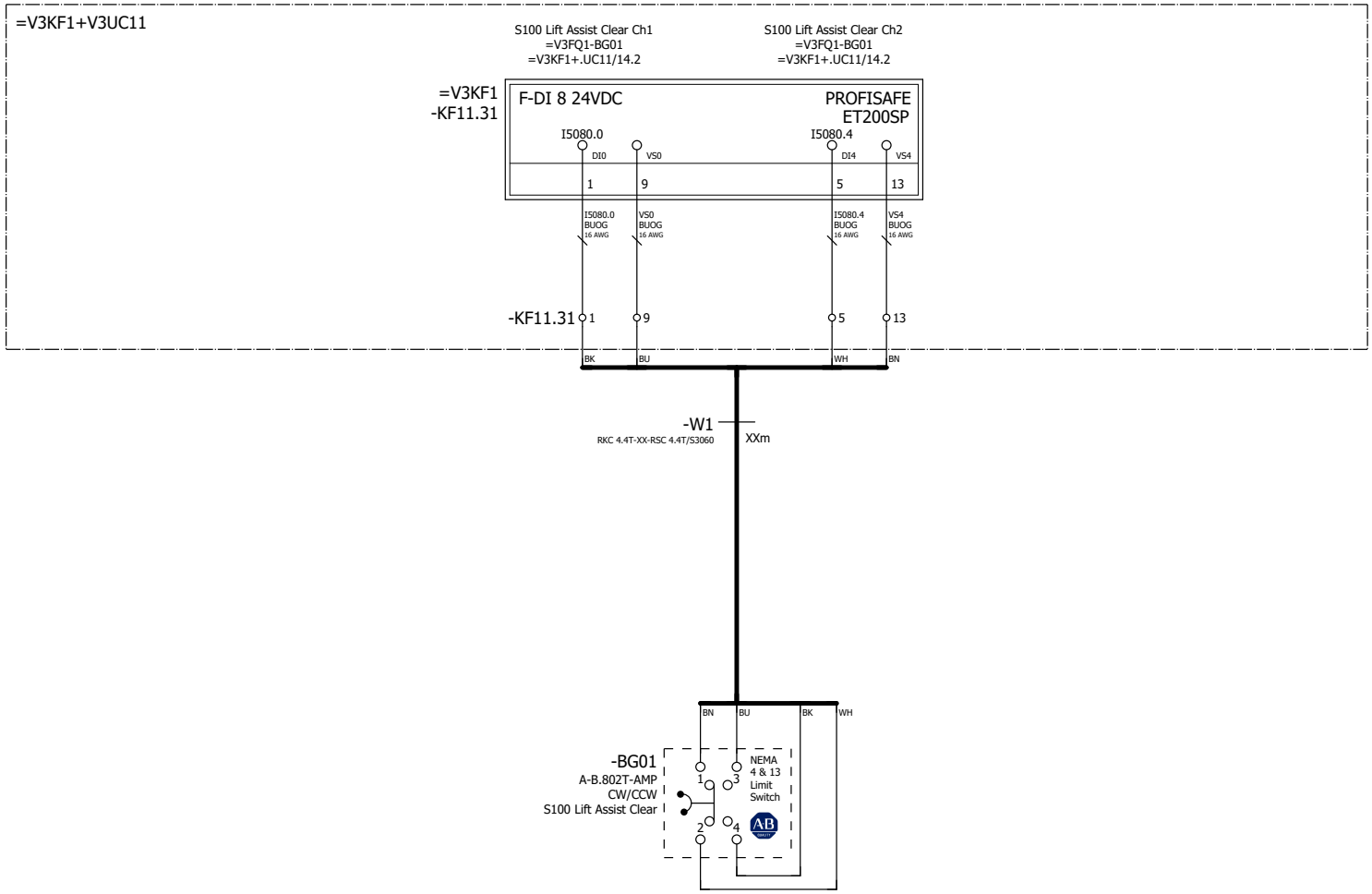

=V3UN1BG0/1

=V3UN1KF1/1

			Date	12/14/2022	Volvo Trucks North America		Valiant TMS	S100 Lift Assist Safety Switch	Drawing name: =2V06&EFS_EL	= V3UN1FQ1	
			Ed.	MKLEPADLO						+ V3UN1	
			Appr		P6700 Rear Wall - Cell 2V06				Document type: EFS	Project nr: 22-16148	Page 1
Modification	Date	Name	Original		Replacement of	Replaced by	Scale 1:1				1460

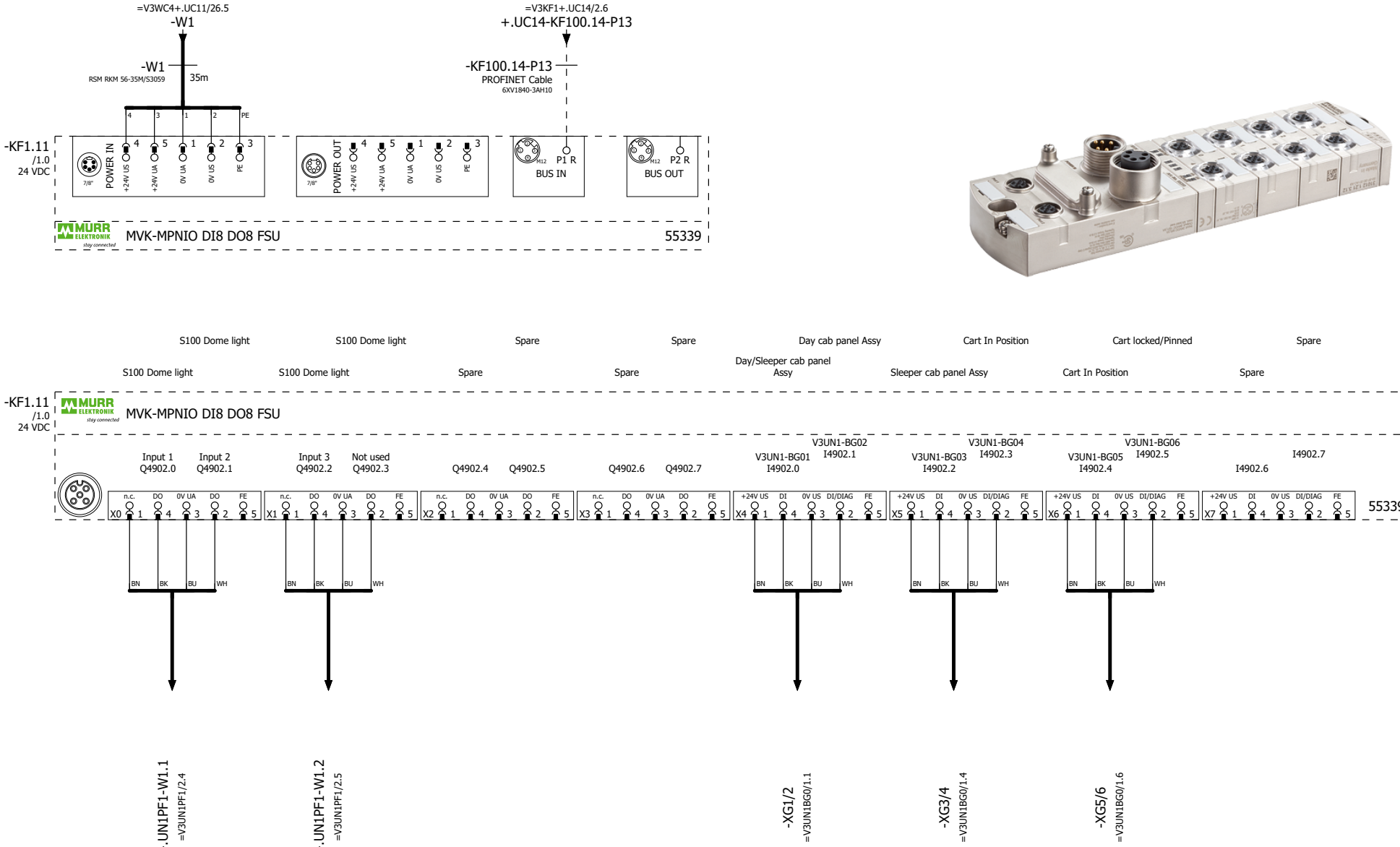

=V3UN1FQ1/1

=V3UN1PF1/2

			Date	12/14/2022	Volvo Trucks North America	Valiant TMS	MURR MODULE 8 IN/ 8 OUT	Drawing name: =2V06&EFS_EL	= V3UN1KF1
			Ed.	MKLEPADLO					+ V3UN1
			Appr		P6700 Rear Wall - Cell 2V06			Document type: EFS	Project nr: 22-16148
Modification	Date	Name	Original		Replacement of	Replaced by	Scale 1:1		Page 1 / 1460

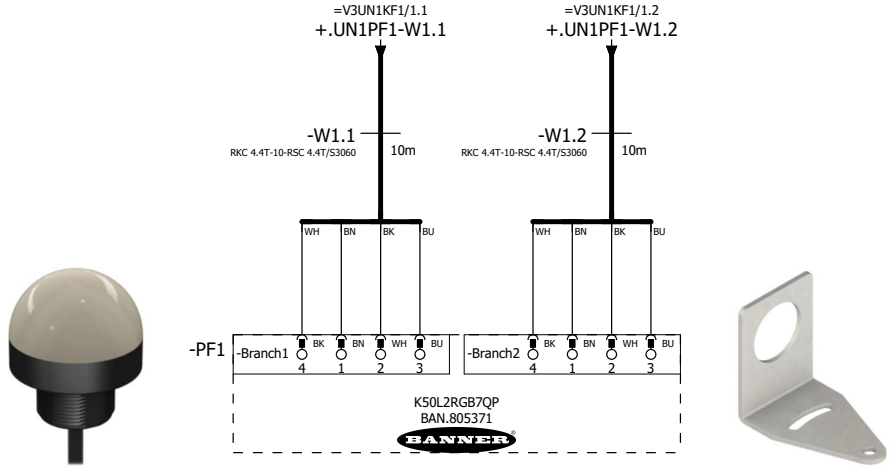

Table 1: Default Color Definition

	Red	Yellow	Green	Cyan	Blue	Magenta	White
Input 1	X	X				X	X
Input 2		X	X	X			X
Input 3				X	X	X	X

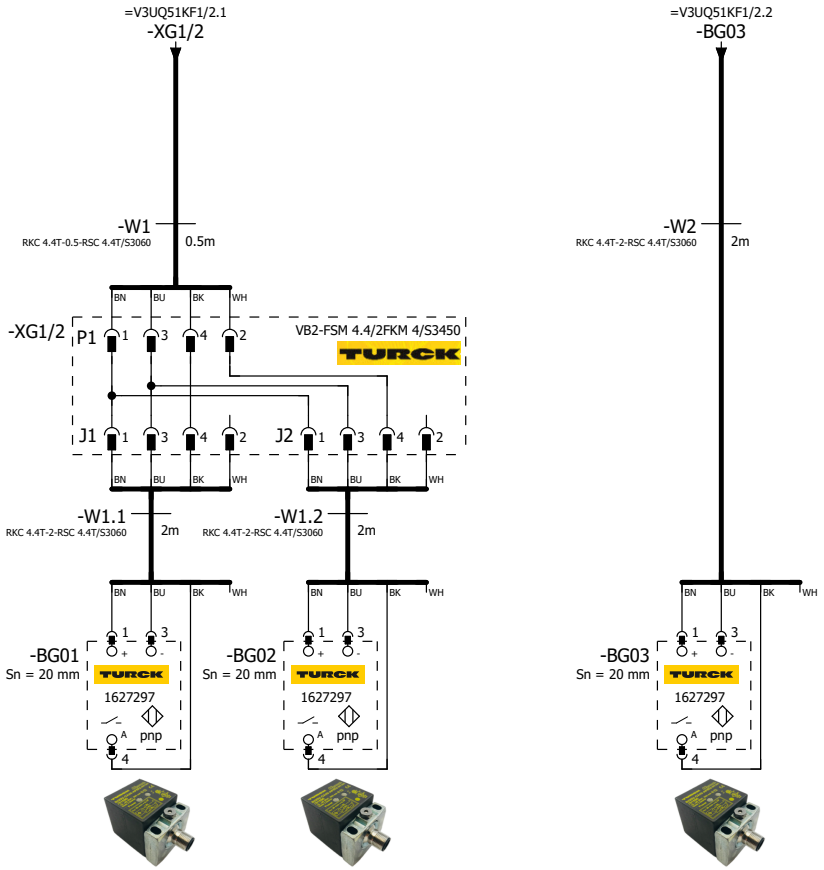

=V3UQ51 -BG01 Day/Sleeper Cab Panel Assembly	=V3UQ51 -BG02 Day Cab Panel Assembly	=V3UQ51 -BG03 Sleeper Cab Panel Assembly

=V3UN1PF1+.UN1/2

=V3UQ51KF1/1

			Date	12/14/2022	Volvo Trucks North America	Valiant TMS	SENSORS	Drawing name: =2V06&EFS_EL	= V3UQ51BG0	
			Ed.	MKLEPADLO					+ V3UQ51	
			Appr		P6700 Rear Wall - Cell 2V06			Document type: EFS	Project nr: 22-16148	Page 1
Modification	Date	Name	Original		Replacement of	Replaced by	Scale 1:1			1460

=V3WC4+.UC11/24.5 / W1

=V3KF1+.UC11/2.6 / +.UC11-KF100.11-P13

-W1
RSM RKM 56-35M/S3059
35m

-KF100.11-P13
PROFINET Cable
6XV1840-3AH10

-KF1

X20 M12, 7/8" 1 2 3 4 5
0V_VAL / OUT
0V_EL / SEN
FE
24V_EL / SEN
24V_VAL / OUT

-TP1 M12
-TP2 M12

ON
OFF
1 2 1 2

FESTO
Bus node + Interlinking block
548755 + 550208

-KF1.11

FESTO
CPX-M-AB-8-M12X2-5POL
549335

I2250.0	DI 0 X1:4	V3UQ51UQ1.1-BGR	Clamps 1 (RESET)
I2250.1	DI 1 X1:2	V3UQ51UQ1.1-BGR	Clamps 1 (SET)
I2250.2	DI 2 X2:4	V3UQ51UQ1.2-BGR	Clamps 1 (RESET)
I2250.3	DI 3 X2:2	V3UQ51UQ1.2-BGR	Clamps 1 (SET)
I2250.4	DI 4 X3:4	V3UQ51UQ2.1-BGR	Clamps 2 (RESET)
I2250.5	DI 5 X3:2	V3UQ51UQ2.1-BGR	Clamps 2 (SET)
I2250.6	DI 6 X4:4	V3UQ51UQ2.2-BGR	Clamps 2 (RESET)
I2250.7	DI 7 X4:2	V3UQ51UQ2.2-BGR	Clamps 2 (SET)
I2251.0	DI 8 X5:4	V3UQ51UQ3.1-BGR	Clamps 3 (RESET)
I2251.1	DI 9 X5:2	V3UQ51UQ3.1-BGR	Clamps 3 (SET)
I2251.2	DI 10 X6:4	V3UQ51UQ3.2-BGR	Clamps 3 (RESET)
I2251.3	DI 11 X6:2	V3UQ51UQ3.2-BGR	Clamps 3 (SET)
I2251.4	DI 12 X7:4	V3UQ51UQ4.1-BGR	Clamps 4 (RESET)
I2251.5	DI 13 X7:2	V3UQ51UQ4.1-BGR	Clamps 4 (SET)
I2251.6	DI 14 X8:4	V3UQ51UQ4.2-BGR	Clamps 4 (RESET)
I2251.7	DI 15 X8:2	V3UQ51UQ4.2-BGR	Clamps 4 (SET)

X1 M12: 24V | DI 1 | 0V | DI 0 | FE — 1 2 3 4 5 — BN WH BU BK
X2 M12: 24V | DI 3 | 0V | DI 2 | FE — 1 2 3 4 5 — BN WH BU BK
X3 M12: 24V | DI 5 | 0V | DI 4 | FE — 1 2 3 4 5 — BN WH BU BK
X4 M12: 24V | DI 7 | 0V | DI 6 | FE — 1 2 3 4 5 — BN WH BU BK
X5 M12: 24V | DI 9 | 0V | DI 8 | FE — 1 2 3 4 5 — BN WH BU BK
X6 M12: 24V | DI 11 | 0V | DI 10 | FE — 1 2 3 4 5 — BN WH BU BK
X7 M12: 24V | DI 13 | 0V | DI 12 | FE — 1 2 3 4 5 — BN WH BU BK
X8 M12: 24V | DI 15 | 0V | DI 14 | FE — 1 2 3 4 5 — BN WH BU BK

+.UQ51UQ1.1-W1 =V3UQ51UQ1+.UQ51UQ1/1.1
+.UQ51UQ1.2-W1 =V3UQ51UQ1+.UQ51UQ1/1.2
+.UQ51UQ2.1-W1 =V3UQ51UQ2+.UQ51UQ2/1.1
+.UQ51UQ2.2-W1 =V3UQ51UQ2+.UQ51UQ2/1.2
+.UQ51UQ3.1-W1 =V3UQ51UQ3+.UQ51UQ3/1.1
+.UQ51UQ3.2-W1 =V3UQ51UQ3+.UQ51UQ3/1.2
+.UQ51UQ4.1-W1 =V3UQ51UQ4+.UQ51UQ4/1.1
+.UQ51UQ4.2-W1 =V3UQ51UQ4+.UQ51UQ4/1.2

=V3UQ51BG0/1

2

			Date	12/14/2022	Volvo Trucks North America		Valiant TMS	CONNECTING MOD. FOR VTSA MANIFOLD	Drawing name: =2V06&EFS_EL	= V3UQ51KF1	
			Ed.	MKLEPADLO						+ V3UQ51	
			Appr		P6700 Rear Wall - Cell 2V06				Document type: EFS	Project nr: 22-16148	Page 1
Modification	Date	Name	Original		Replacement of	Replaced by	Scale 1:1				1460

I2252.0	DI 0 X1:4 V3UQ51-BG01	Day/Sleeper Cab Panel Assembly
I2252.1	DI 1 X1:2 V3UQ51-BG02	Day Cab Panel Assembly
I2252.2	DI 2 X2:4 V3UQ51-BG03	Sleeper Cab Panel Assembly
I2252.3	DI 3 X2:2 I2252.3	Spare
I2252.4	DI 4 X3:4 I2252.4	Spare
I2252.5	DI 5 X3:2 I2252.5	Spare
I2252.6	DI 6 X4:4 I2252.6	Spare
I2252.7	DI 7 X4:2 I2252.7	Spare
I2253.0	DI 8 X5:4 I2253.0	Spare
I2253.1	DI 9 X5:2 I2253.1	Spare
I2253.2	DI 10 X6:4 I2253.2	Spare
I2253.3	DI 11 X6:2 I2253.3	Spare
I2253.4	DI 12 X7:4 I2253.4	Spare
I2253.5	DI 13 X7:2 I2253.5	Spare
I2253.6	DI 14 X8:4 I2253.6	Spare
I2253.7	DI 15 X8:2 I2253.7	Spare

-KF1.12

FESTO

CPX-M-AB-8-M12X2-5POL

549335

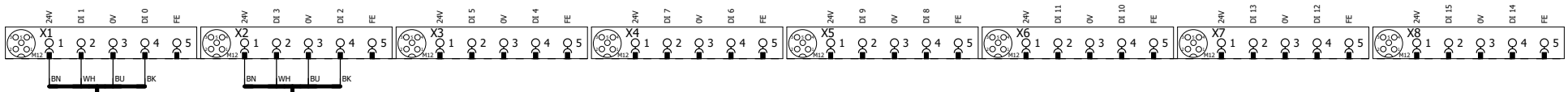

-XG1/2

=V3UQ51BG0/1.1

-BG03

=V3UQ51BG0/1.3

			Date	12/14/2022	Volvo Trucks North America		Valiant TMS	I/O MOD. DI16 (8 x M12) FOR VTSA-F	Drawing name: =2V06&EFS_EL	= V3UQ51KF1	
			Ed.	MKLEPADLO						+ V3UQ51	
			Appr		P6700 Rear Wall - Cell 2V06				Document type: EFS	Project nr: 22-16148	Page 2
Modification	Date	Name	Original		Replacement of	Replaced by	Scale 1:1				1460

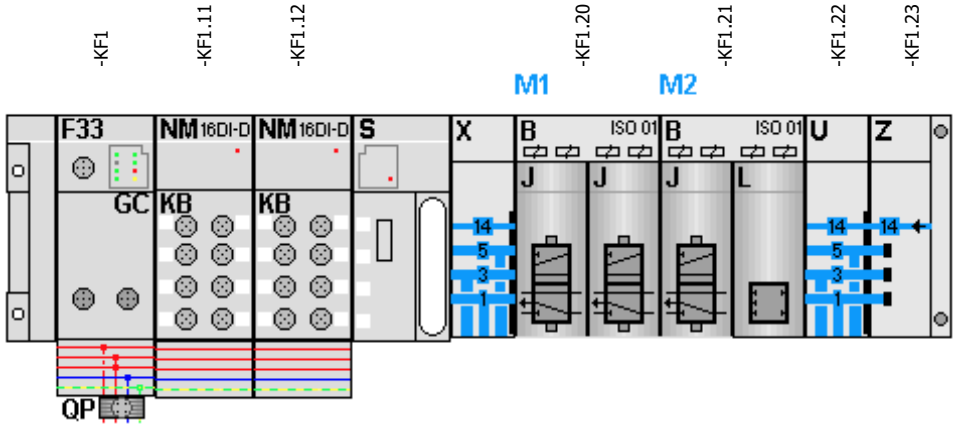

-KF1.21
=V3UQ51UQ1+.UQ51UQ1/1.3
=V3UQ51UQ2+.UQ51UQ2/1.3

FESTO

=V3UQ51UQ1+.UQ51UQ1/1.4	Q2250.0 DO 0 1.1	-QN1.1_Q	Clamps 1 (RST)
=V3UQ51UQ1+.UQ51UQ1/1.4	Q2250.1 DO 1 1.2	-QN1.2_Q	Clamps 1 (SET)
=V3UQ51UQ2+.UQ51UQ2/1.4	Q2250.2 DO 2 2.1	-QN2.1_Q	Clamps 2 (RST)
=V3UQ51UQ2+.UQ51UQ2/1.4	Q2250.3 DO 3 2.2	-QN2.2_Q	Clamps 2 (SET)

-KF1.22
=V3UQ51UQ3+.UQ51UQ3/1.3
=V3UQ51UQ4+.UQ51UQ4/1.3

FESTO

=V3UQ51UQ3+.UQ51UQ3/1.4	Q2250.4 DO 0 1.1	-QN3.1_Q	Clamps 3 (RST)
=V3UQ51UQ3+.UQ51UQ3/1.4	Q2250.5 DO 1 1.2	-QN3.2_Q	Clamps 3 (SET)
=V3UQ51UQ4+.UQ51UQ4/1.4	Q2250.6 DO 2 2.1	-QN4.1_Q	Clamps 4 (RST)
=V3UQ51UQ4+.UQ51UQ4/1.4	Q2250.7 DO 3 2.2	-QN4.2_Q	Clamps 4 (SET)

=V3UQ51UQ1+.UQ51UQ1/1

			Date	12/14/2022	Volvo Trucks North America	Valiant TMS	CONNECTING MOD. FOR FESTO DQ	Drawing name: =2V06&EFS_EL	= V3UQ51KF1
			Ed.	MKLEPADLO					+ V3UQ51
			Appr		P6700 Rear Wall - Cell 2V06			Document type: EFS	Project nr: 22-16148
Modification	Date	Name	Original		Replacement of / Replaced by	Scale 1:1			Page 3 / 1460

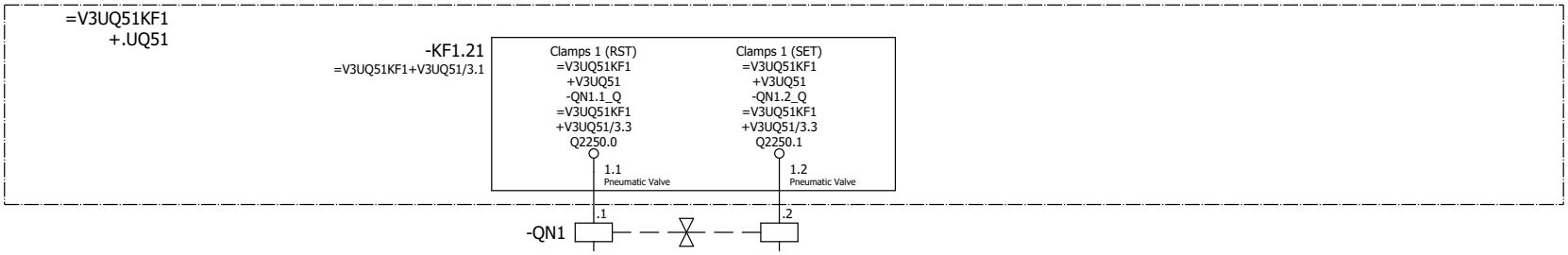

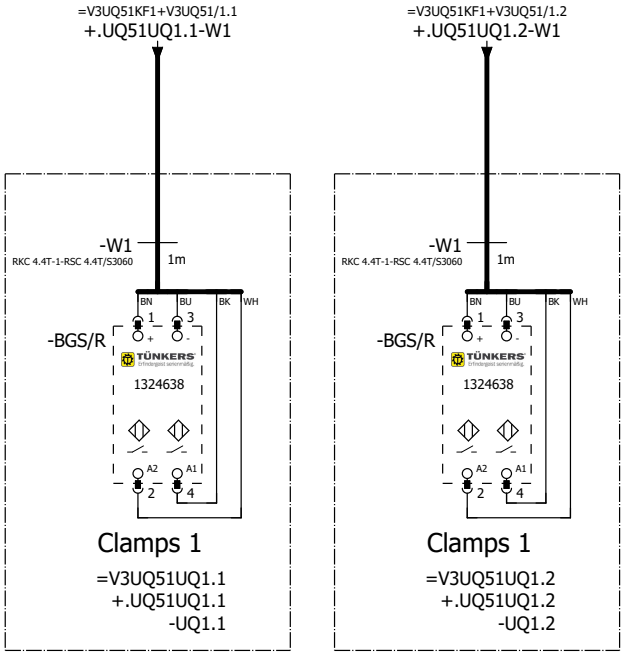

=V3UQ51
-UQ1.1-BGS/R
Clamps 1

=V3UQ51
-UQ1.2-BGS/R
Clamps 1

=V3UQ51KF1+V3UQ51/3

=V3UQ51UQ2+.UQ51UQ2/1

			Date	12/14/2022	Volvo Trucks North America	Valiant TMS	FESTO DQ CONNECTION QN1	Drawing name: =2V06&EFS_EL	= V3UQ51UQ1	
			Ed.	MKLEPADLO					+ V3UQ51UQ1	
			Appr		P6700 Rear Wall - Cell 2V06	Scale 1:1		Document type: EFS	Project nr: 22-16148	Page 1
Modification	Date	Name	Original		Replacement of	Replaced by				1460

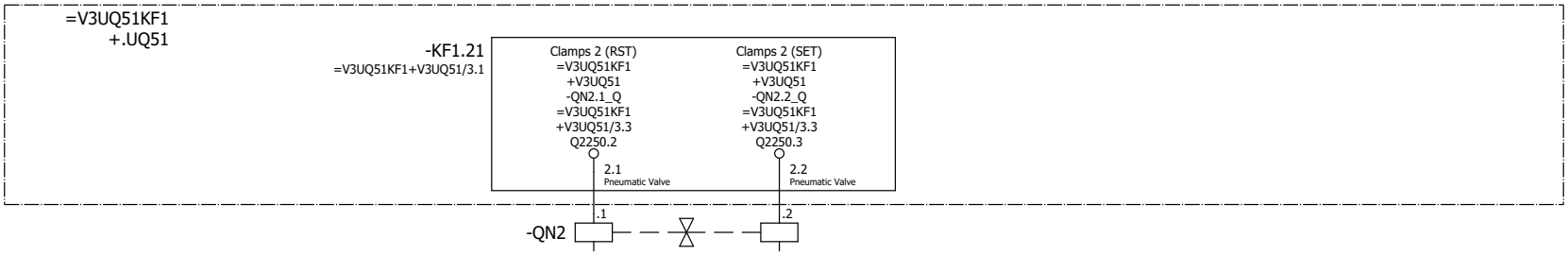

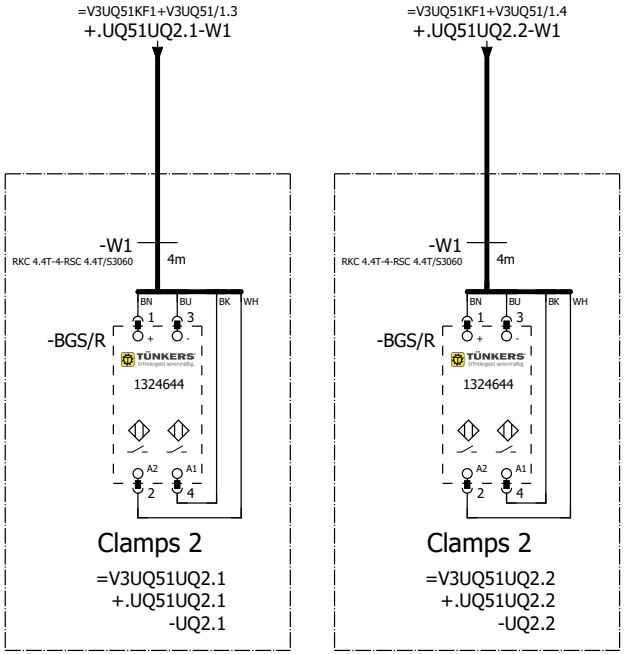

=V3UQ51
-UQ2.1-BGS/R
Clamps 2

=V3UQ51
-UQ2.2-BGS/R
Clamps 2

=V3UQ51UQ1+.UQ51UQ1/1

=V3UQ51UQ3+.UQ51UQ3/1

			Date	12/14/2022	Volvo Trucks North America		Valiant TMS	FESTO DQ CONNECTION QN2	Drawing name: =2V06&EFS_EL	= V3UQ51UQ2
			Ed.	MKLEPADLO						+ V3UQ51UQ2
			Appr		P6700 Rear Wall - Cell 2V06				Document type: EFS	Project nr: 22-16148
Modification	Date	Name	Original		Replacement of	Replaced by	Scale 1:1			Page 1 / 1460

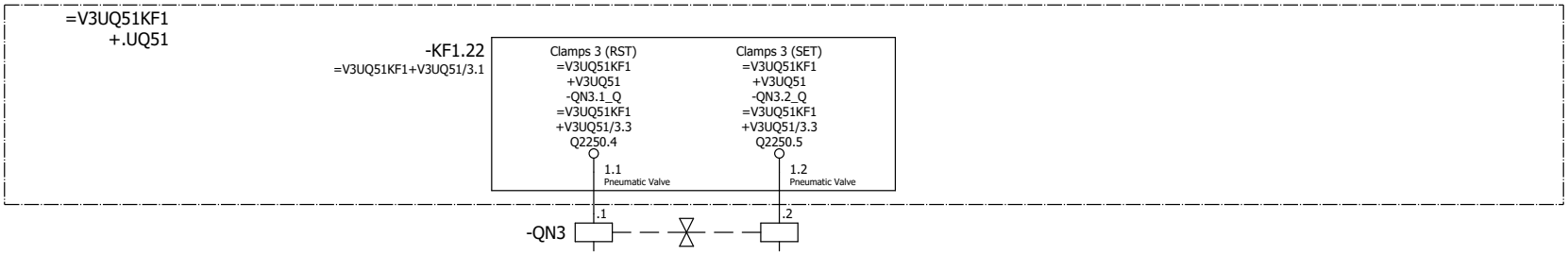

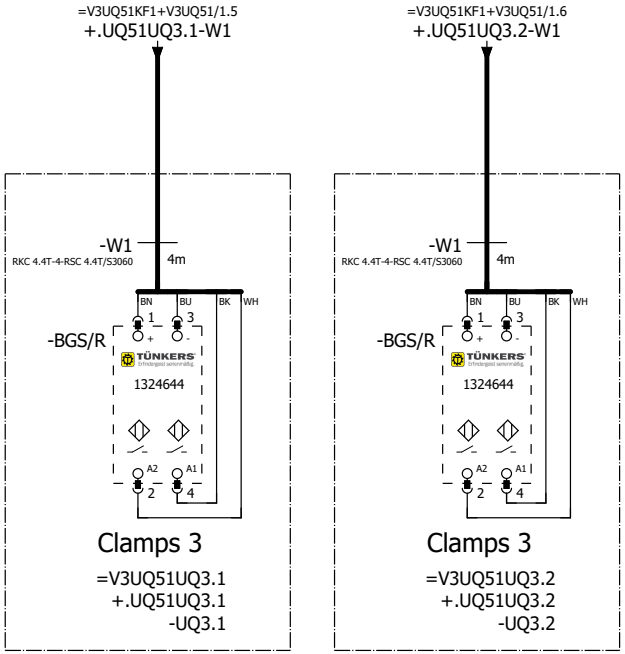

=V3UQ51
-UQ3.1-BGS/R
Clamps 3

=V3UQ51
-UQ3.2-BGS/R
Clamps 3

=V3UQ51UQ2+.UQ51UQ2/1

=V3UQ51UQ4+.UQ51UQ4/1

			Date	12/14/2022	Volvo Trucks North America		Valiant TMS	FESTO DQ CONNECTION QN3	Drawing name: =2V06&EFS_EL	= V3UQ51UQ3	
			Ed.	MKLEPADLO						+ V3UQ51UQ3	
			Appr		P6700 Rear Wall - Cell 2V06				Document type: EFS	Project nr: 22-16148	Page 1
Modification	Date	Name	Original		Replacement of	Replaced by	Scale 1:1				1460

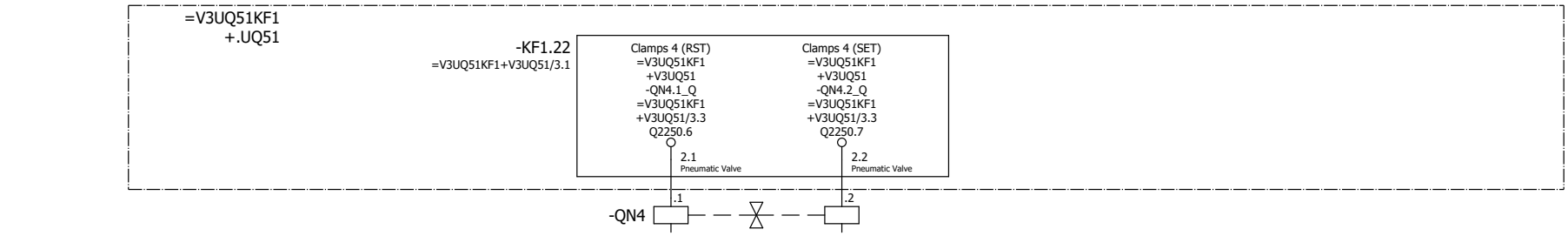

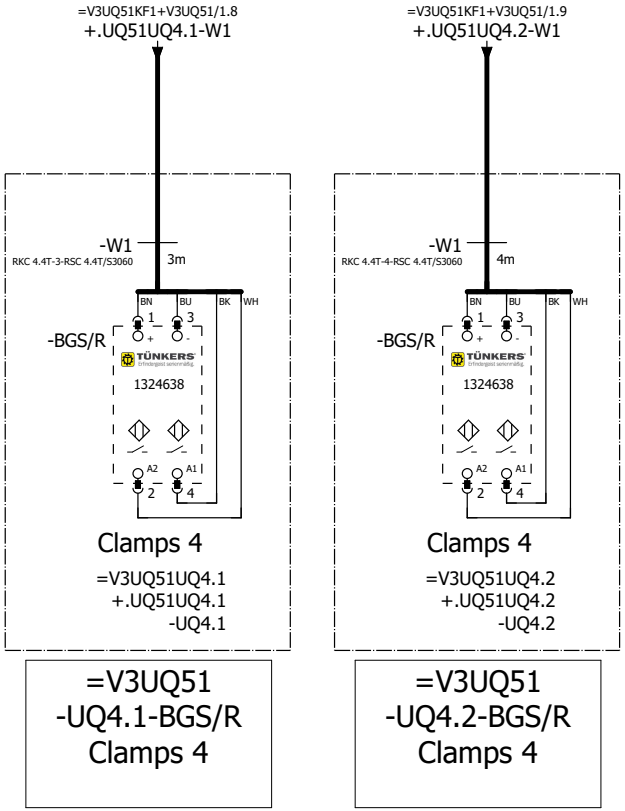

=V3UQ51UQ3+.UQ51UQ3/1

=V3UQ52BG0+.UQ52/1

			Date	12/14/2022	Volvo Trucks North America		Valiant TMS	FESTO DQ CONNECTION QN4	Drawing name: =2V06&EFS_EL	= V3UQ51UQ4	
			Ed.	MKLEPADLO						+ V3UQ51UQ4	
			Appr		P6700 Rear Wall - Cell 2V06				Document type: EFS	Project nr: 22-16148	Page 1
Modification	Date	Name	Original		Replacement of	Replaced by	Scale 1:1				1460

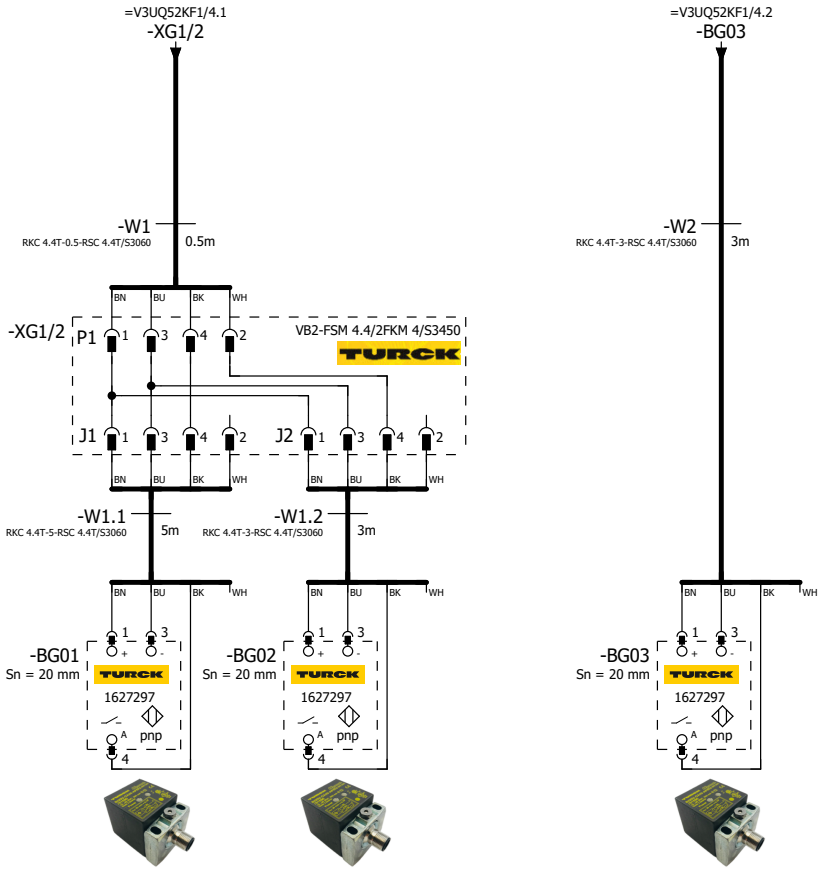

=V3UQ52 -BG01 Day/Sleeper Cab Panel Assembly	=V3UQ52 -BG02 Day Cab Panel Assembly	=V3UQ52 -BG03 Sleeper Cab Panel Assembly

=V3UQ51UQ4+.UQ51UQ4/1 =V3UQ52KF1/1

			Date	12/14/2022	Volvo Trucks North America	Valiant TMS	SENSORS	Drawing name: =2V06&EFS_EL	= V3UQ52BG0
			Ed.	MKLEPADLO					+ V3UQ52
			Appr		P6700 Rear Wall - Cell 2V06			Document type: EFS	Project nr: 22-16148
Modification	Date	Name	Original		Replacement of	Replaced by	Scale 1:1		Page 1 / 1460

=V3WC4+.UC11/25.5 / W1

=V3KF1+.UC11/2.6 / +.UC11-KF100.11-P14

-W1
RSM RKM 56-35M/S3059
35m

-KF100.11-P14
PROFINET Cable
6XV1840-3AH10

-KF1

X20 M12, 7/8" 1 2 3 4 5
0V_VAL / OUT
0V_EL / SEN
FE
24V_EL / SEN
24V_VAL / OUT

-TP1 M12
-TP2 M12

ON
OFF
1 2 1 2

FESTO
Bus node + Interlinking block
548755 + 550208

-KF1.11

FESTO
CPX-M-AB-8-M12X2-5POL
549335

I2275.0	DI 0 X1:4	V3UQ52UQ1.1-BGR	Clamps 1 (RESET)
I2275.1	DI 1 X1:2	V3UQ52UQ1.1-BGS	Clamps 1 (SET)
I2275.2	DI 2 X2:4	V3UQ52UQ1.2-BGR	Clamps 1 (RESET)
I2275.3	DI 3 X2:2	V3UQ52UQ1.2-BGS	Clamps 1 (SET)
I2275.4	DI 4 X3:4	V3UQ52UQ2.1-BGR	Clamps 2 (RESET)
I2275.5	DI 5 X3:2	V3UQ52UQ2.1-BGS	Clamps 2 (SET)
I2275.6	DI 6 X4:4	V3UQ52UQ2.2-BGR	Clamps 2 (RESET)
I2275.7	DI 7 X4:2	V3UQ52UQ2.2-BGS	Clamps 2 (SET)
I2276.0	DI 8 X5:4	V3UQ52UQ2.3-BGR	Clamps 2 (RESET)
I2276.1	DI 9 X5:2	V3UQ52UQ2.3-BGS	Clamps 2 (SET)
I2276.2	DI 10 X6:4	V3UQ52UQ2.4-BGR	Clamps 2 (RESET)
I2276.3	DI 11 X6:2	V3UQ52UQ2.4-BGS	Clamps 2 (SET)
I2276.4	DI 12 X7:4	V3UQ52UQ3.1-BGR	Clamps 3 (RESET)
I2276.5	DI 13 X7:2	V3UQ52UQ3.1-BGS	Clamps 3 (SET)
I2276.6	DI 14 X8:4	V3UQ52UQ3.2-BGR	Clamps 3 (RESET)
I2276.7	DI 15 X8:2	V3UQ52UQ3.2-BGS	Clamps 3 (SET)

X1 M12: 24V | DI 1 | 0V | DI 0 | FE — BN WH BU BK
X2 M12: 24V | DI 3 | 0V | DI 2 | FE — BN WH BU BK
X3 M12: 24V | DI 5 | 0V | DI 4 | FE — BN WH BU BK
X4 M12: 24V | DI 7 | 0V | DI 6 | FE — BN WH BU BK
X5 M12: 24V | DI 9 | 0V | DI 8 | FE — BN WH BU BK
X6 M12: 24V | DI 11 | 0V | DI 10 | FE — BN WH BU BK
X7 M12: 24V | DI 13 | 0V | DI 12 | FE — BN WH BU BK
X8 M12: 24V | DI 15 | 0V | DI 14 | FE — BN WH BU BK

+.UQ52UQ1.1-W1 =V3UQ52UQ1+.UQ52UQ1/1.1
+.UQ52UQ1.2-W1 =V3UQ52UQ1+.UQ52UQ1/1.2
+.UQ52UQ2.1-W1 =V3UQ52UQ2+.UQ52UQ2/1.1
+.UQ52UQ2.2-W1 =V3UQ52UQ2+.UQ52UQ2/1.2
+.UQ52UQ2.3-W1 =V3UQ52UQ2+.UQ52UQ2/1.4
+.UQ52UQ2.4-W1 =V3UQ52UQ2+.UQ52UQ2/1.5
+.UQ52UQ3.1-W1 =V3UQ52UQ3+.UQ52UQ3/1.1
+.UQ52UQ3.2-W1 =V3UQ52UQ3+.UQ52UQ3/1.2

=V3UQ52BG0/1

2

			Date	12/14/2022	Volvo Trucks North America		Valiant TMS	CONNECTING MOD. FOR VTSA MANIFOLD	Drawing name: =2V06&EFS_EL	= V3UQ52KF1	
			Ed.	MKLEPADLO						+ V3UQ52	
			Appr		P6700 Rear Wall - Cell 2V06				Document type: EFS	Project nr: 22-16148	Page 1
Modification	Date	Name	Original		Replacement of	Replaced by	Scale 1:1				1460

-KF1.12

FESTO

CPX-M-AB-8-M12X2-5POL

549335

I2277.0	DI 0 X1:4	V3UQ52UQ3.3-BGR	Clamps 3 (RESET)
I2277.1	DI 1 X1:2	V3UQ52UQ3.3-BGS	Clamps 3 (SET)
I2277.2	DI 2 X2:4	V3UQ52UQ3.4-BGR	Clamps 3 (RESET)
I2277.3	DI 3 X2:2	V3UQ52UQ3.4-BGS	Clamps 3 (SET)
I2277.4	DI 4 X3:4	V3UQ52UQ3.5-BGR	Clamps 3 (RESET)
I2277.5	DI 5 X3:2	V3UQ52UQ3.5-BGS	Clamps 3 (SET)
I2277.6	DI 6 X4:4	V3UQ52UQ3.6-BGR	Clamps 3 (RESET)
I2277.7	DI 7 X4:2	V3UQ52UQ3.6-BGS	Clamps 3 (SET)
I2278.0	DI 8 X5:4	V3UQ52UQ4.1-BGR	Clamps 4 (RESET)
I2278.1	DI 9 X5:2	V3UQ52UQ4.1-BGS	Clamps 4 (SET)
I2278.2	DI 10 X6:4	V3UQ52UQ4.2-BGR	Clamps 4 (RESET)
I2278.3	DI 11 X6:2	V3UQ52UQ4.2-BGS	Clamps 4 (SET)
I2278.4	DI 12 X7:4	V3UQ52UQ4.3-BGR	Clamps 4 (RESET)
I2278.5	DI 13 X7:2	V3UQ52UQ4.3-BGS	Clamps 4 (SET)
I2278.6	DI 14 X8:4	V3UQ52UQ4.4-BGR	Clamps 4 (RESET)
I2278.7	DI 15 X8:2	V3UQ52UQ4.4-BGS	Clamps 4 (SET)

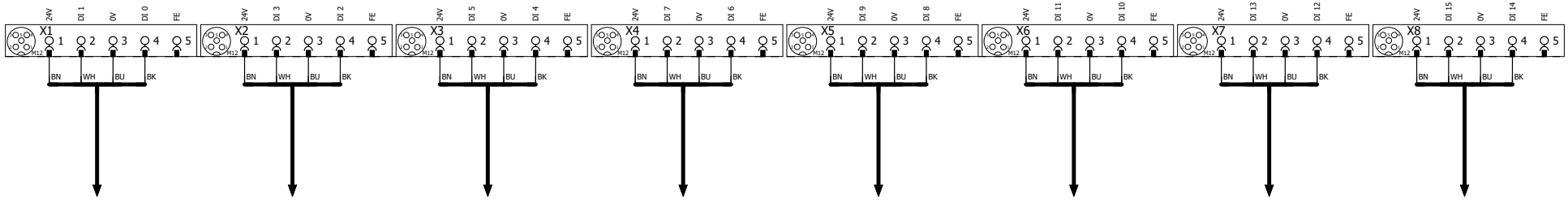

+.UQ52UQ3.3-W1 =V3UQ52UQ3+.UQ52UQ3/1.4

+.UQ52UQ3.4-W1 =V3UQ52UQ3+.UQ52UQ3/1.5

+.UQ52UQ3.5-W1 =V3UQ52UQ3+.UQ52UQ3/1.7

+.UQ52UQ3.6-W1 =V3UQ52UQ3+.UQ52UQ3/1.9

+.UQ52UQ4.1-W1 =V3UQ52UQ4+.UQ52UQ4/1.1

+.UQ52UQ4.2-W1 =V3UQ52UQ4+.UQ52UQ4/1.2

+.UQ52UQ4.3-W1 =V3UQ52UQ4+.UQ52UQ4/1.4

+.UQ52UQ4.4-W1 =V3UQ52UQ4+.UQ52UQ4/1.5

1 3

			Date	12/14/2022	Volvo Trucks North America		Valiant TMS	I/O MOD. DI16 (8 x M12) FOR VTSA-F	Drawing name: =2V06&EFS_EL	= V3UQ52KF1
			Ed.	MKLEPADLO						+ V3UQ52
			Appr		P6700 Rear Wall - Cell 2V06				Document type: EFS	Project nr: 22-16148
Modification	Date	Name	Original		Replacement of	Replaced by	Scale 1:1			Page 2 / 1460

-KF1.13

FESTO

CPX-M-AB-8-M12X2-5POL

549335

I2279.0	DI 0 X1:4	V3UQ52UQ5.1-BGR	Clamps 5 (RESET)
I2279.1	DI 1 X1:2	V3UQ52UQ5.1-BGS	Clamps 5 (SET)
I2279.2	DI 2 X2:4	V3UQ52UQ5.2-BGR	Clamps 5 (RESET)
I2279.3	DI 3 X2:2	V3UQ52UQ5.2-BGS	Clamps 5 (SET)
I2279.4	DI 4 X3:4	V3UQ52UQ6.1-BGR	Clamps 6 (RESET)
I2279.5	DI 5 X3:2	V3UQ52UQ6.1-BGS	Clamps 6 (SET)
I2279.6	DI 6 X4:4	V3UQ52UQ6.2-BGR	Clamps 6 (RESET)
I2279.7	DI 7 X4:2	V3UQ52UQ6.2-BGS	Clamps 6 (SET)
I2280.0	DI 8 X5:4	V3UQ52UQ6.3-BGR	Clamps 6 (RESET)
I2280.1	DI 9 X5:2	V3UQ52UQ6.3-BGS	Clamps 6 (SET)
I2280.2	DI 10 X6:4	V3UQ52UQ6.4-BGR	Clamps 6 (RESET)
I2280.3	DI 11 X6:2	V3UQ52UQ6.4-BGS	Clamps 6 (SET)
I2280.4	DI 12 X7:4	V3UQ52UQ6.5-BGR	Clamps 6 (RESET)
I2280.5	DI 13 X7:2	V3UQ52UQ6.5-BGS	Clamps 6 (SET)
I2280.6	DI 14 X8:4	V3UQ52UQ6.6-BGR	Clamps 6 (RESET)
I2280.7	DI 15 X8:2	V3UQ52UQ6.6-BGS	Clamps 6 (SET)

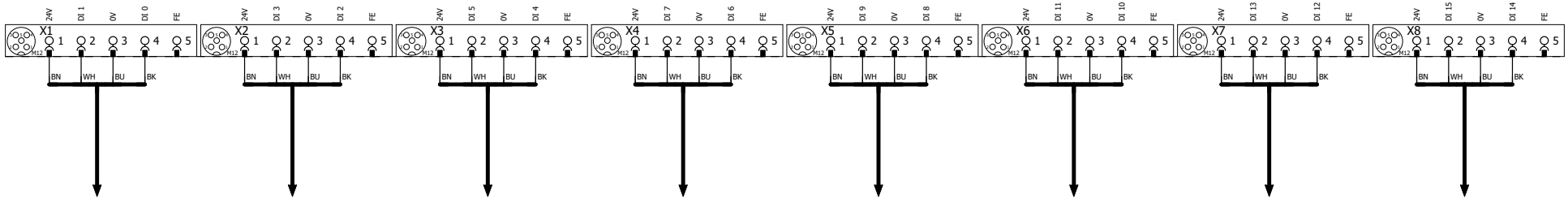

+.UQ52UQ5.1-W1 =V3UQ52UQ5+.UQ52UQ5/1.1

+.UQ52UQ5.2-W1 =V3UQ52UQ5+.UQ52UQ5/1.2

+.UQ52UQ6.1-W1 =V3UQ52UQ6+.UQ52UQ6/1.1

+.UQ52UQ6.2-W1 =V3UQ52UQ6+.UQ52UQ6/1.2

+.UQ52UQ6.3-W1 =V3UQ52UQ6+.UQ52UQ6/1.4

+.UQ52UQ6.4-W1 =V3UQ52UQ6+.UQ52UQ6/1.5

+.UQ52UQ6.5-W1 =V3UQ52UQ6+.UQ52UQ6/1.7

+.UQ52UQ6.6-W1 =V3UQ52UQ6+.UQ52UQ6/1.9



3 5

			Date	12/14/2022	Volvo Trucks North America	Valiant TMS	I/O MOD. DI16 (8 x M12) FOR VTSA-F	Drawing name: =2V06&EFS_EL	= V3UQ52KF1 + V3UQ52
			Ed.	MKLEPADLO	P6700 Rear Wall - Cell 2V06				
			Appr					Document type: EFS	Project nr: 22-16148
Modification	Date	Name	Original		Replacement of / Replaced by	Scale 1:1			Page 4 / 1460

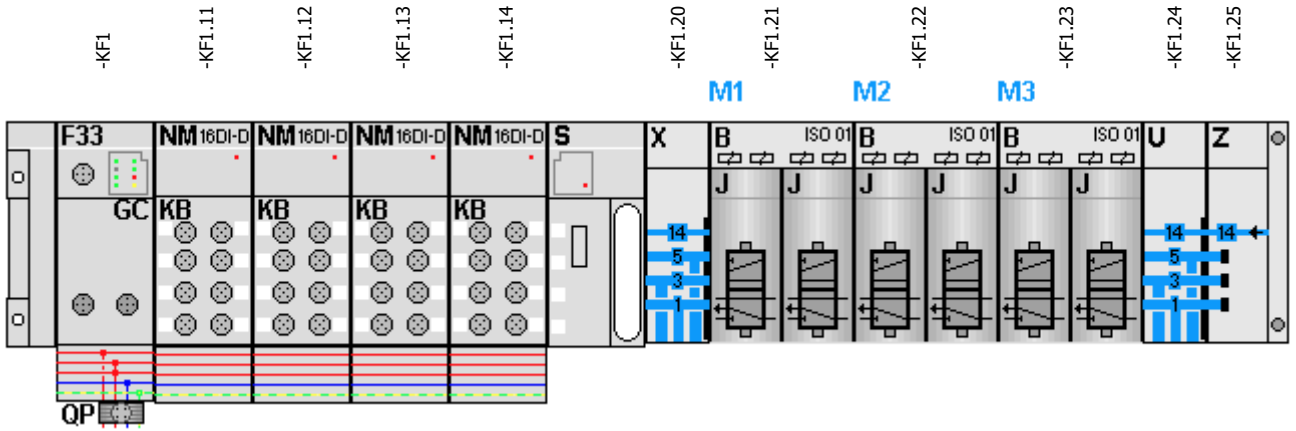

-KF1.21
=V3UQ52UQ1+.UQ52UQ1/1.3
=V3UQ52UQ2+.UQ52UQ2/1.3

FESTO

=V3UQ52UQ1+.UQ52UQ1/1.4	Q2275.0 DO 0 1.1	-QN1.1_Q	Clamps 1 (RST)
=V3UQ52UQ1+.UQ52UQ1/1.4	Q2275.1 DO 1 1.2	-QN1.2_Q	Clamps 1 (SET)
=V3UQ52UQ2+.UQ52UQ2/1.4	Q2275.2 DO 2 2.1	-QN2.1_Q	Clamps 2 (RST)
=V3UQ52UQ2+.UQ52UQ2/1.4	Q2275.3 DO 3 2.2	-QN2.2_Q	Clamps 2 (SET)

-KF1.22
=V3UQ52UQ3+.UQ52UQ3/1.3
=V3UQ52UQ4+.UQ52UQ4/1.3

FESTO

=V3UQ52UQ3+.UQ52UQ3/1.4	Q2275.4 DO 0 1.1	-QN3.1_Q	Clamps 3 (RST)
=V3UQ52UQ3+.UQ52UQ3/1.4	Q2275.5 DO 1 1.2	-QN3.2_Q	Clamps 3 (SET)
=V3UQ52UQ4+.UQ52UQ4/1.4	Q2275.6 DO 2 2.1	-QN4.1_Q	Clamps 4 (RST)
=V3UQ52UQ4+.UQ52UQ4/1.4	Q2275.7 DO 3 2.2	-QN4.2_Q	Clamps 4 (SET)

-KF1.23
=V3UQ52UQ5+.UQ52UQ5/1.3
=V3UQ52UQ6+.UQ52UQ6/1.3

FESTO

=V3UQ52UQ5+.UQ52UQ5/1.4	Q2276.0 DO 0 1.1	-QN5.1_Q	Clamps 5 (RST)
=V3UQ52UQ5+.UQ52UQ5/1.4	Q2276.1 DO 1 1.2	-QN5.2_Q	Clamps 5 (SET)
=V3UQ52UQ6+.UQ52UQ6/1.4	Q2276.2 DO 2 2.1	-QN6.1_Q	Clamps 6 (RST)
=V3UQ52UQ6+.UQ52UQ6/1.4	Q2276.3 DO 3 2.2	-QN6.2_Q	Clamps 6 (SET)

			Date	12/14/2022	Volvo Trucks North America	Valiant TMS	CONNECTING MOD. FOR FESTO DQ	Drawing name: =2V06&EFS_EL	= V3UQ52KF1
			Ed.	MKLEPADLO					+ V3UQ52
			Appr		P6700 Rear Wall - Cell 2V06	Scale 1:1		Document type: EFS	Project nr: 22-16148
Modification	Date	Name	Original		Replacement of	Replaced by			Page 5 / 1460

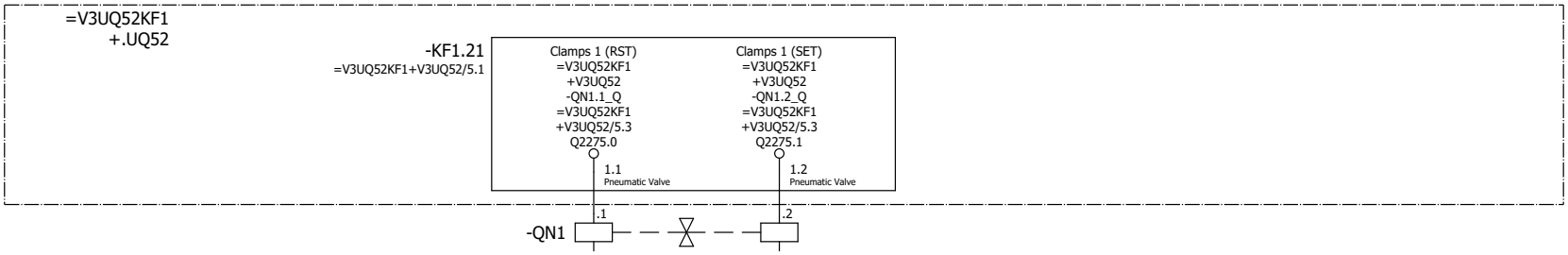

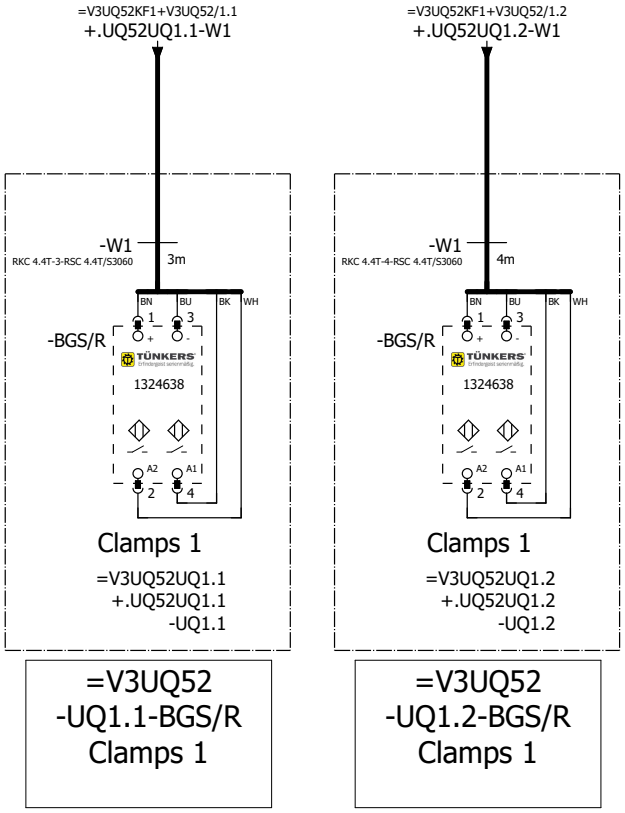

=V3UQ52KF1+V3UQ52/5

=V3UQ52UQ2+.UQ52UQ2/1

			Date	12/14/2022	Volvo Trucks North America	Valiant TMS	FESTO DQ CONNECTION QN1	Drawing name: =2V06&EFS_EL	= V3UQ52UQ1	
			Ed.	MKLEPADLO					+ V3UQ52UQ1	
			Appr		P6700 Rear Wall - Cell 2V06			Document type: EFS	Project nr: 22-16148	Page 1
Modification	Date	Name	Original		Replacement of	Replaced by	Scale 1:1			1460

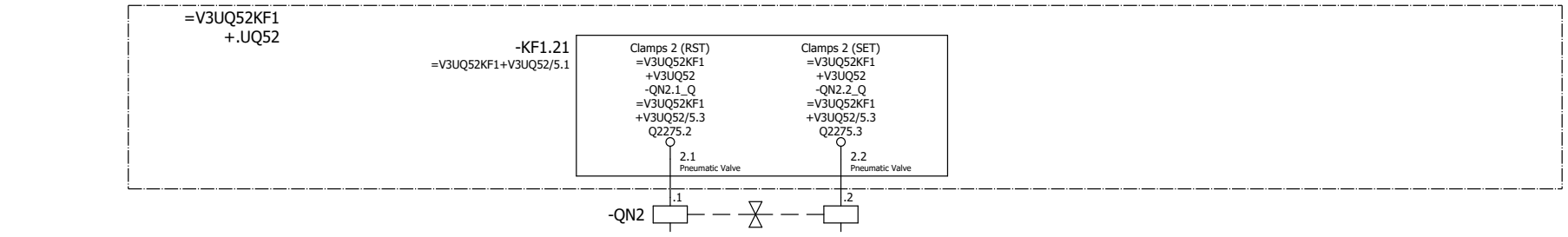

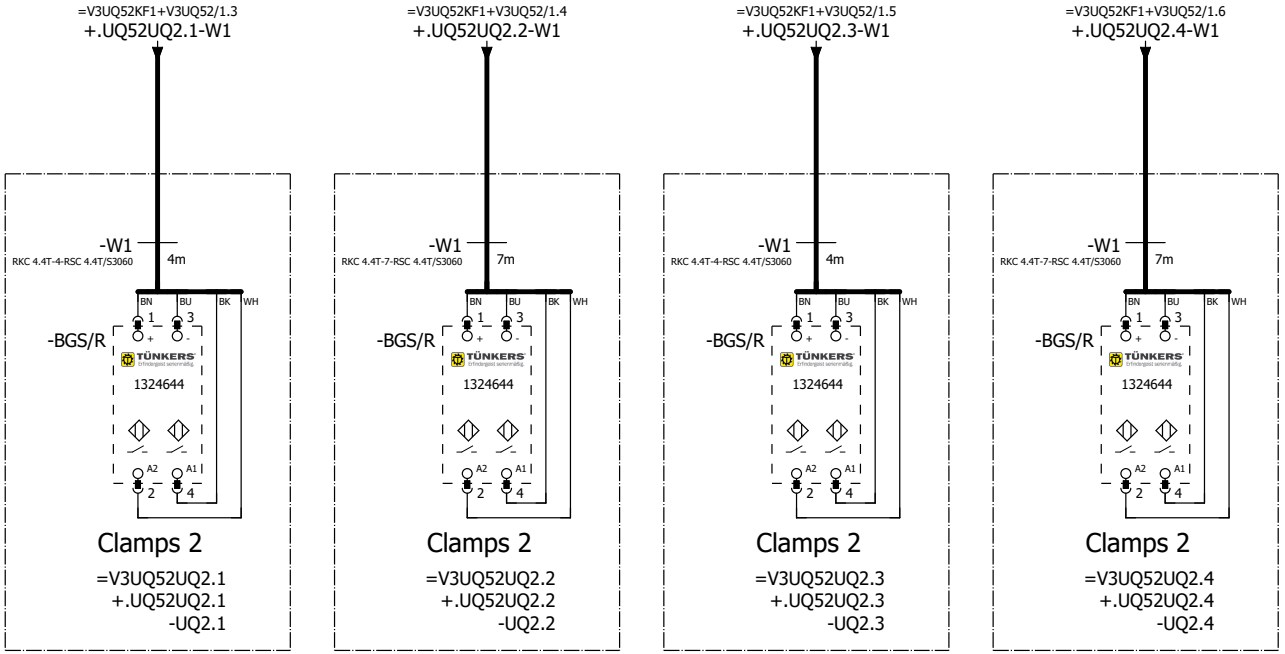

=V3UQ52 -UQ2.1-BGS/R Clamps 2	=V3UQ52 -UQ2.2-BGS/R Clamps 2	=V3UQ52 -UQ2.3-BGS/R Clamps 2	=V3UQ52 -UQ2.4-BGS/R Clamps 2

=V3UQ52UQ1+.UQ52UQ1/1

=V3UQ52UQ3+.UQ52UQ3/1

			Date	12/14/2022	Volvo Trucks North America		Valiant TMS	FESTO DQ CONNECTION QN2	Drawing name: =2V06&EFS_EL	= V3UQ52UQ2	
			Ed.	MKLEPADLO						+ V3UQ52UQ2	
			Appr		P6700 Rear Wall - Cell 2V06				Document type: EFS	Project nr: 22-16148	Page 1
Modification	Date	Name	Original		Replacement of	Replaced by	Scale 1:1				1460

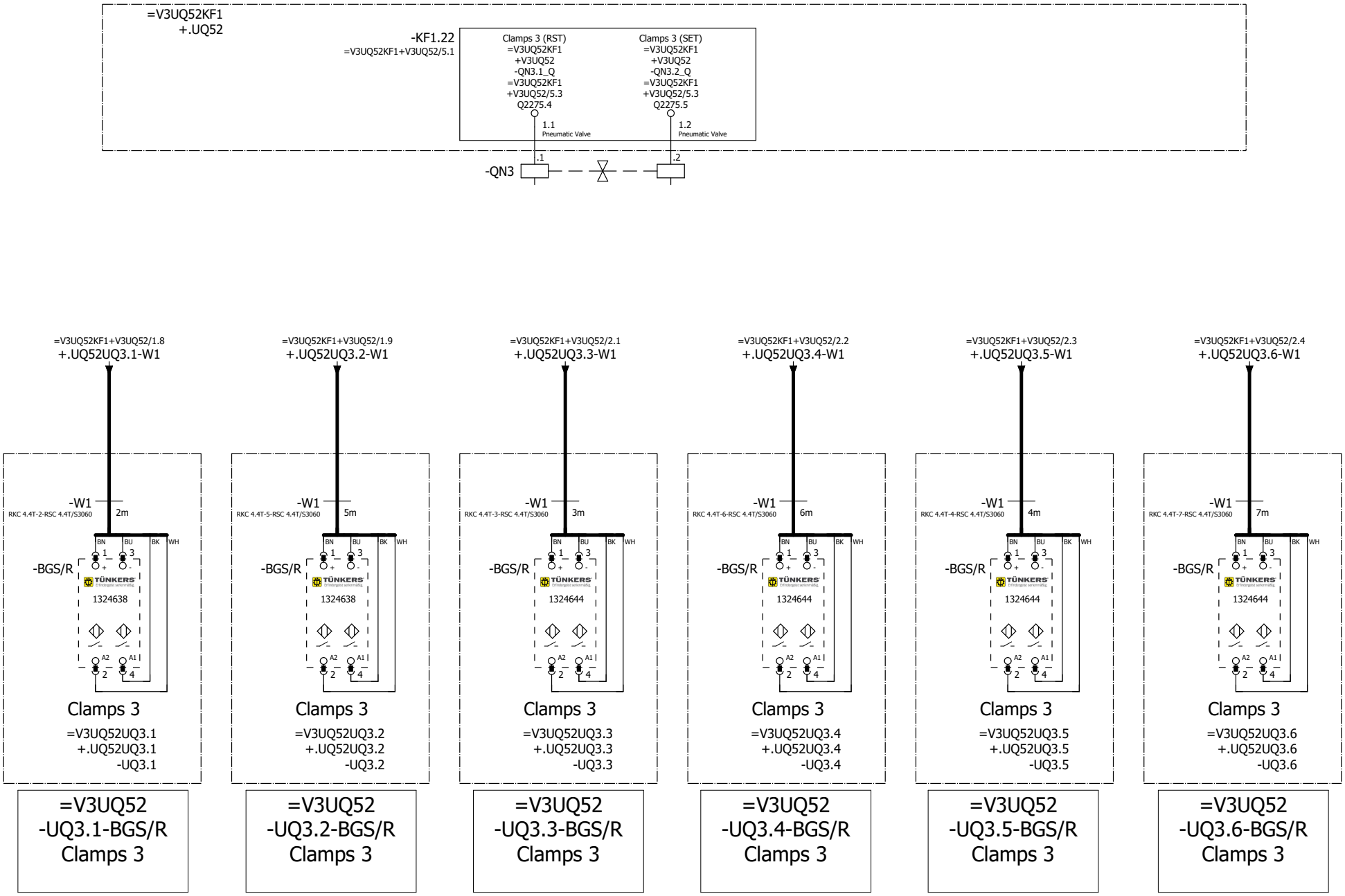

=V3UQ52UQ2+.UQ52UQ2/1

=V3UQ52UQ4+.UQ52UQ4/1

			Date	12/14/2022	Volvo Trucks North America	Valiant TMS	FESTO DQ CONNECTION QN3	Drawing name: =2V06&EFS_EL	= V3UQ52UQ3	
			Ed.	MKLEPADLO					+ V3UQ52UQ3	
			Appr		P6700 Rear Wall - Cell 2V06			Document type: EFS	Project nr: 22-16148	Page 1
Modification	Date	Name	Original		Replacement of	Replaced by	Scale 1:1			1460

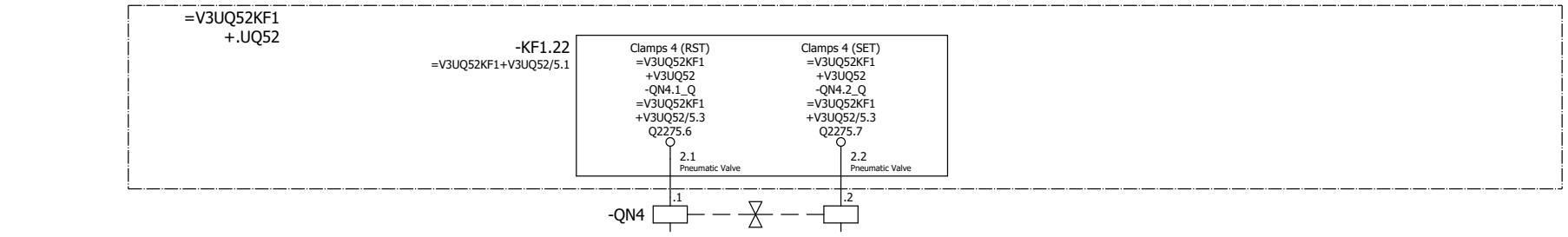

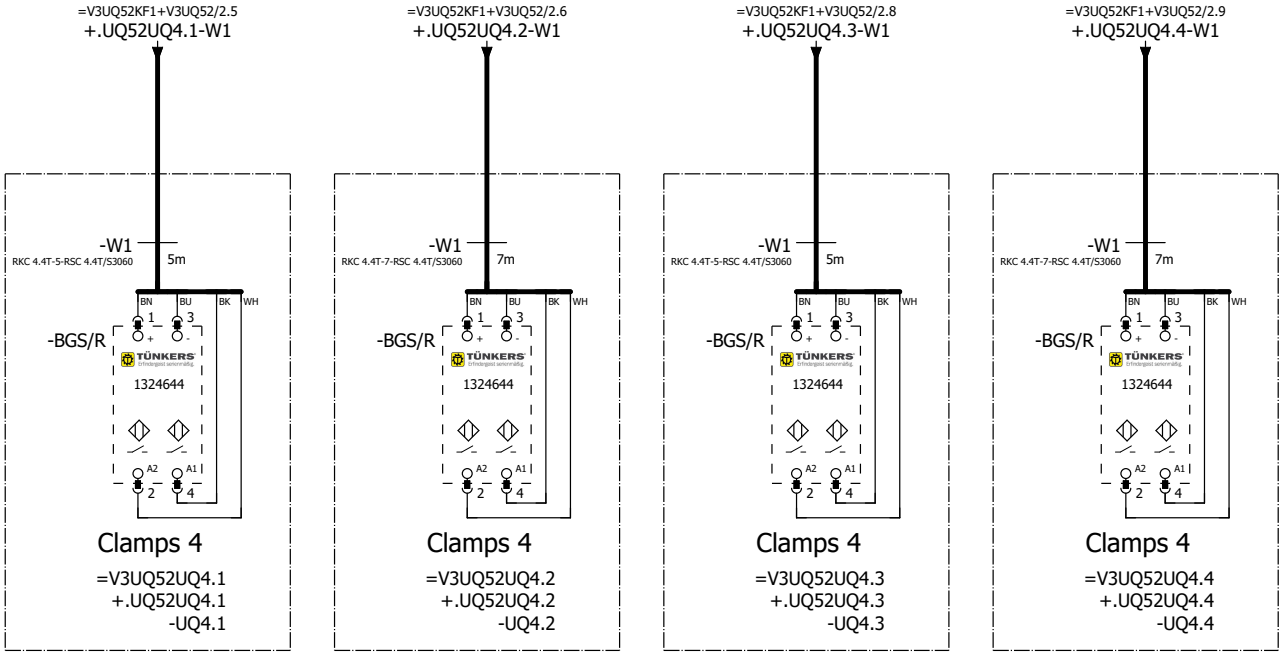

=V3UQ52 -UQ4.1-BGS/R Clamps 4	=V3UQ52 -UQ4.2-BGS/R Clamps 4	=V3UQ52 -UQ4.3-BGS/R Clamps 4	=V3UQ52 -UQ4.4-BGS/R Clamps 4

=V3UQ52UQ3+.UQ52UQ3/1

=V3UQ52UQ5+.UQ52UQ5/1

			Date	12/14/2022	Volvo Trucks North America		Valiant TMS	FESTO DQ CONNECTION QN4	Drawing name: =2V06&EFS_EL	= V3UQ52UQ4	
			Ed.	MKLEPADLO						+ V3UQ52UQ4	
			Appr		P6700 Rear Wall - Cell 2V06				Document type: EFS	Project nr: 22-16148	Page 1
Modification	Date	Name	Original		Replacement of	Replaced by	Scale 1:1				1460

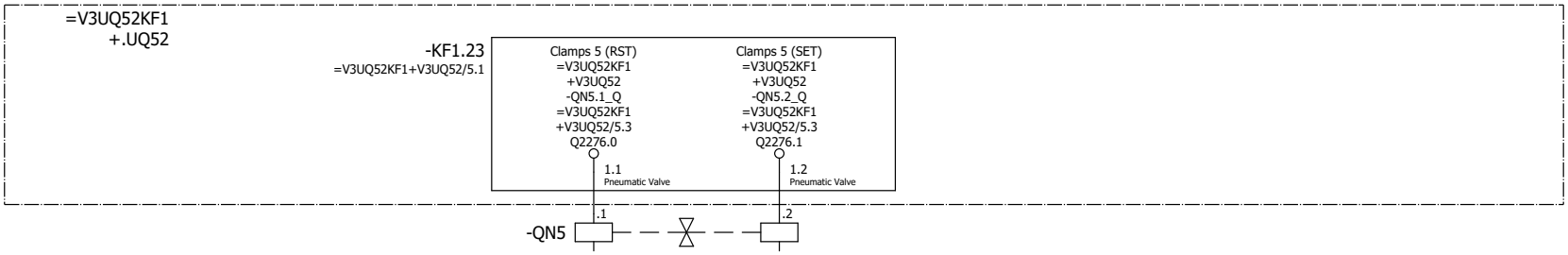

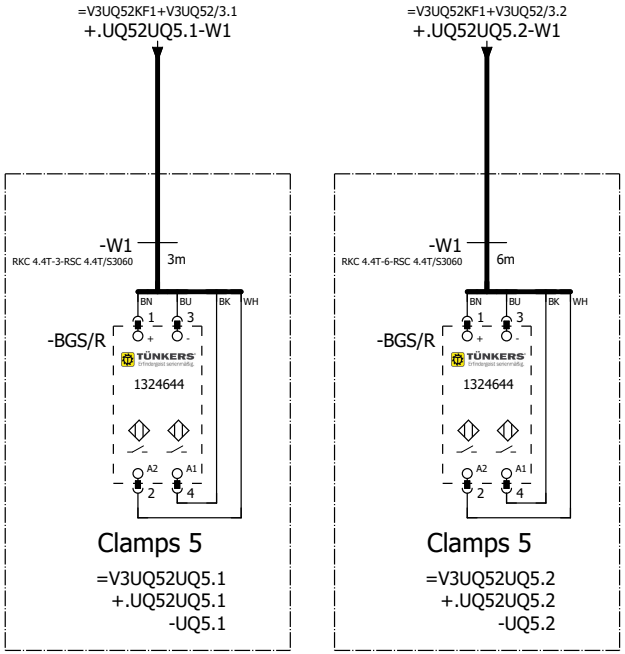

=V3UQ52
-UQ5.1-BGS/R
Clamps 5

=V3UQ52
-UQ5.2-BGS/R
Clamps 5

=V3UQ52UQ4+.UQ52UQ4/1

=V3UQ52UQ6+.UQ52UQ6/1

			Date	12/14/2022	Volvo Trucks North America		Valiant TMS	FESTO DQ CONNECTION QN5	Drawing name: =2V06&EFS_EL	= V3UQ52UQ5
			Ed.	MKLEPADLO						+ V3UQ52UQ5
			Appr		P6700 Rear Wall - Cell 2V06				Document type: EFS	Project nr: 22-16148
Modification	Date	Name	Original		Replacement of	Replaced by	Scale 1:1			Page 1 / 1460

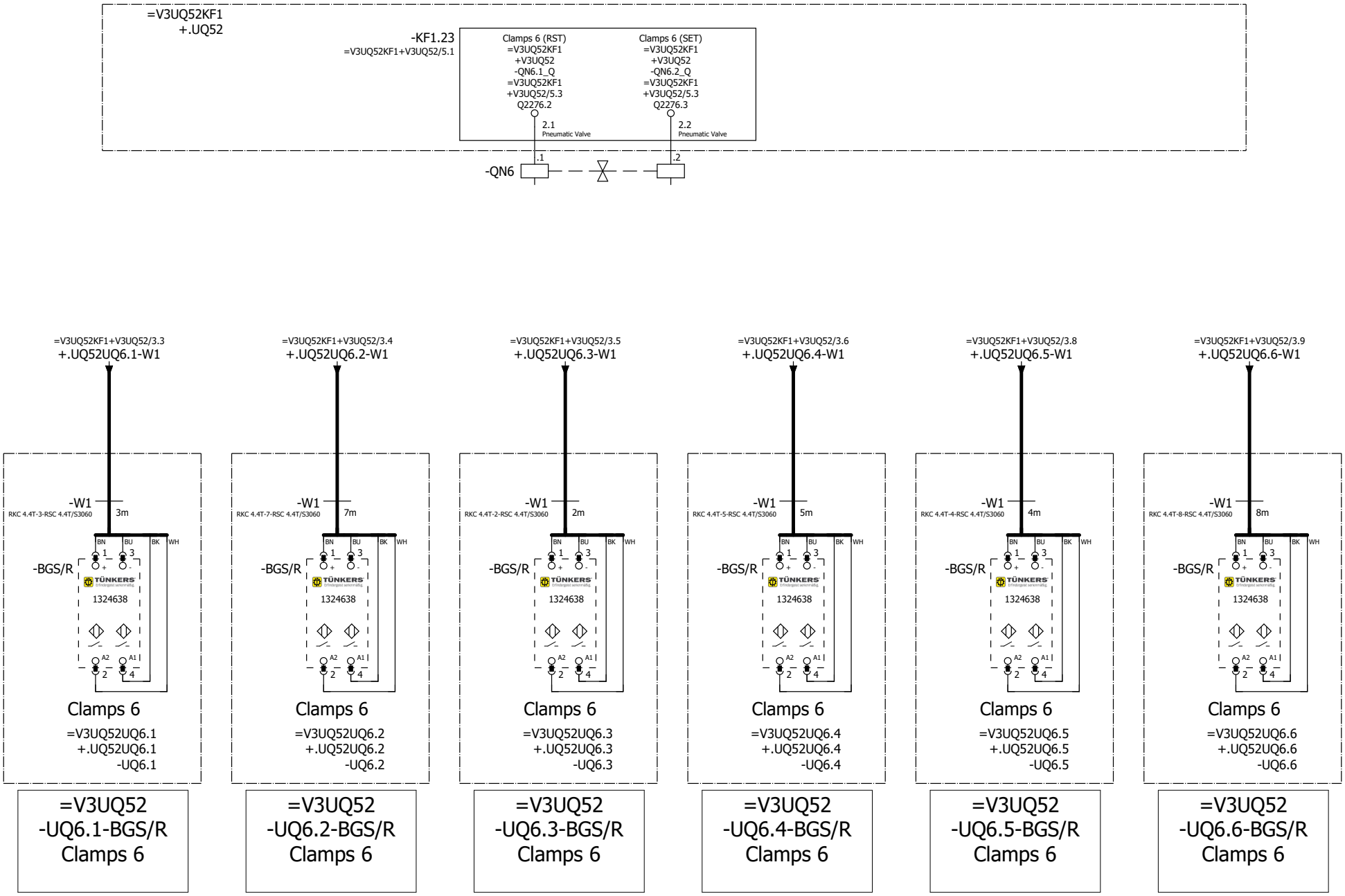

=V3UQ52UQ5+.UQ52UQ5/1

=V3WC1+.UC11/1

			Date	12/14/2022	Volvo Trucks North America	Valiant TMS	FESTO DQ CONNECTION QN6	Drawing name: =2V06&EFS_EL	= V3UQ52UQ6	
			Ed.	MKLEPADLO					+ V3UQ52UQ6	
			Appr		P6700 Rear Wall - Cell 2V06			Document type: EFS	Project nr: 22-16148	Page 1
Modification	Date	Name	Original		Replacement of	Replaced by	Scale 1:1			1460

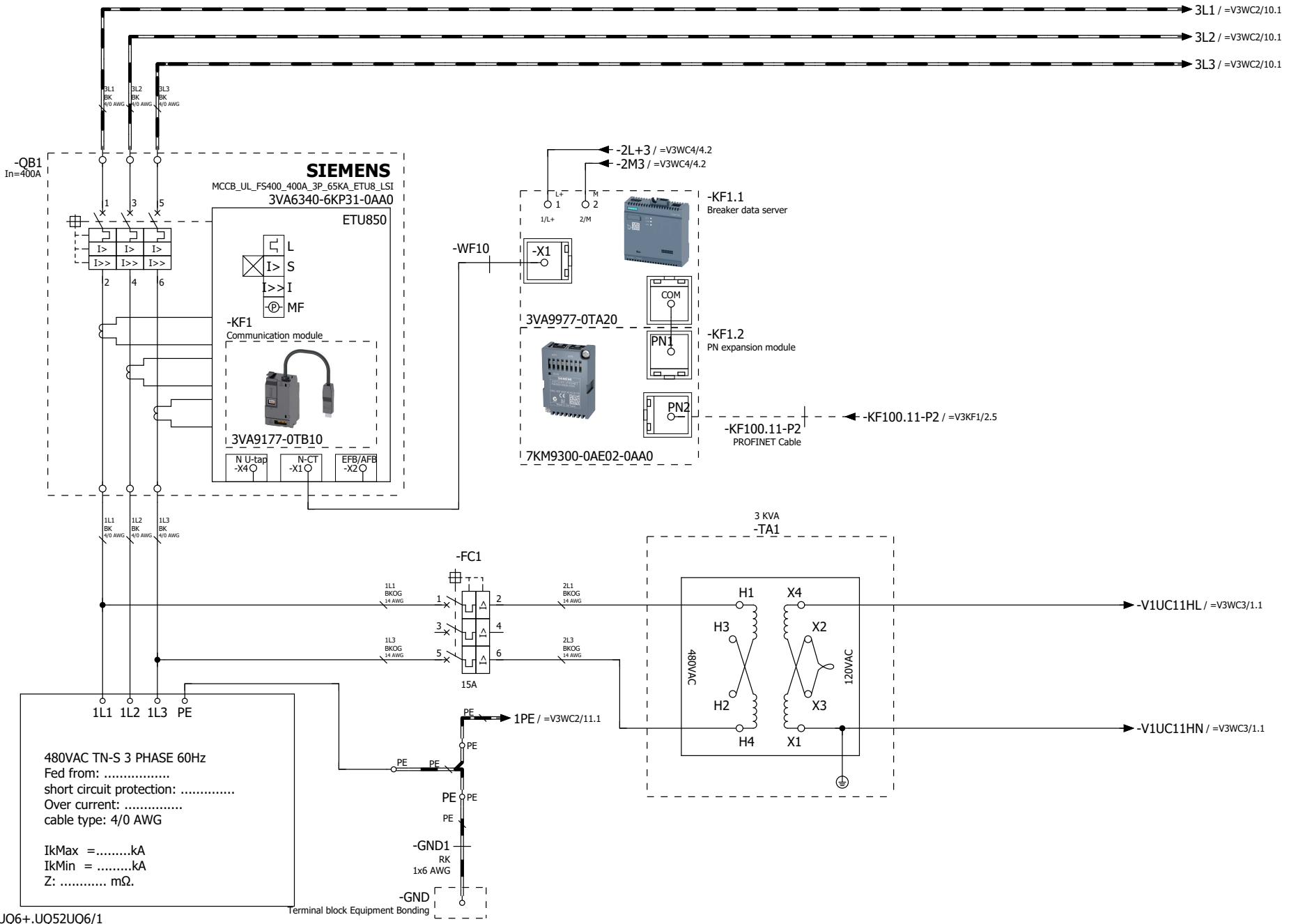

=V3UQ52UQ6+.UQ52UQ6/1 +.UC161/1

			Date	12/14/2022	Volvo Trucks North America	Valiant TMS	Incoming power supply 480 VAC	Drawing name: =2V06&EFS_EL	= V3WC1	
			Ed.	MKLEPADLO					+ V3UC11	
			Appr		P6700 Rear Wall - Cell 2V06			Document type: EFS	Project nr: 22-16148	Page 1
Modification	Date	Name	Original		Replacement of	Replaced by	Scale 1:1			1460

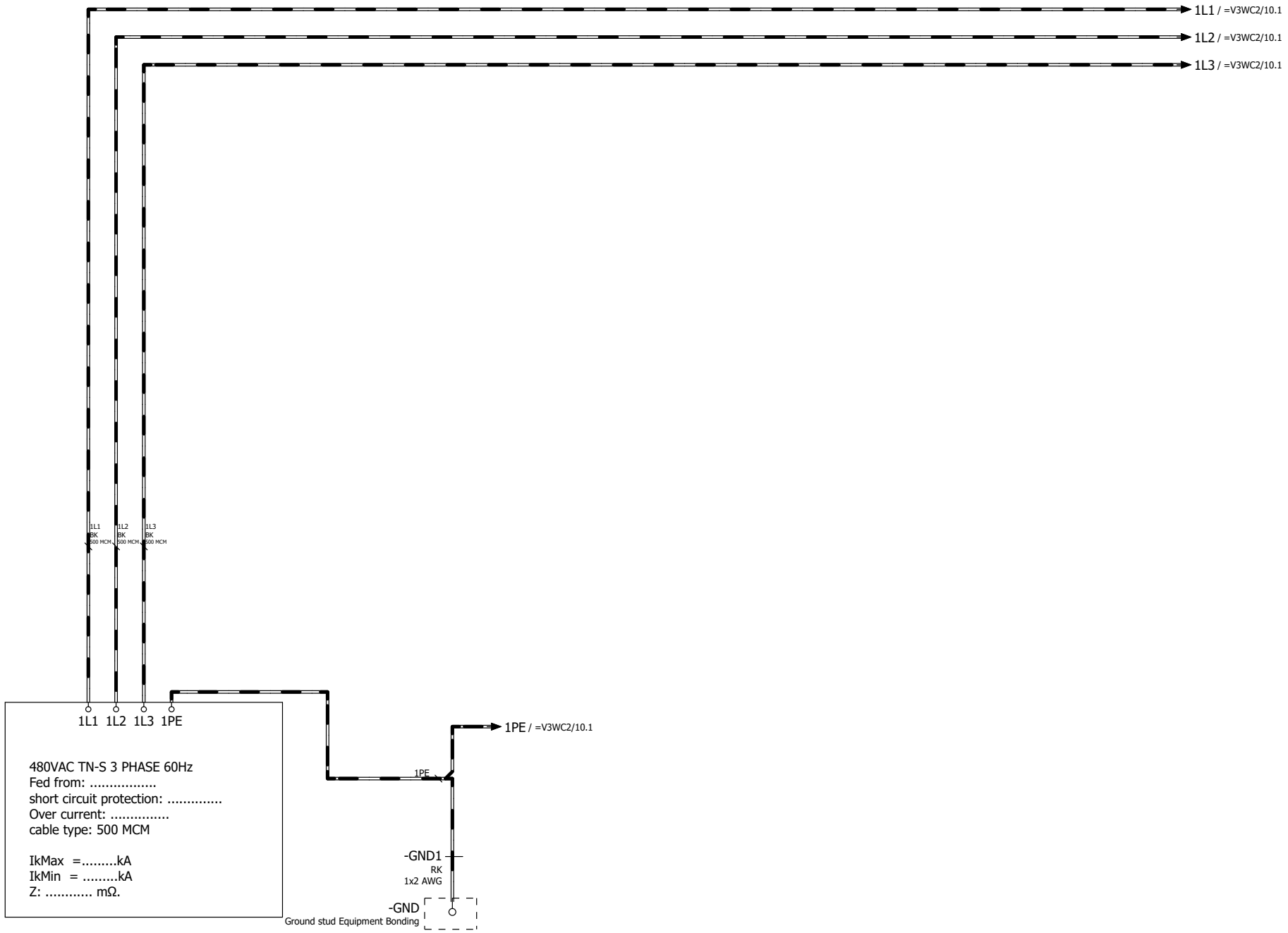

+.UC11/1

+.UC162/1

			Date	12/14/2022	Volvo Trucks North America	Valiant TMS	Incoming weld power supply 480 VAC	Drawing name: =2V06&EFS_EL	= V3WC1	
			Ed.	MKLEPADLO					+ V3UC161	
			Appr		P6700 Rear Wall - Cell 2V06			Document type: EFS	Project nr: 22-16148	Page 1
Modification	Date	Name	Original		Replacement of	Replaced by	Scale 1:1			1460

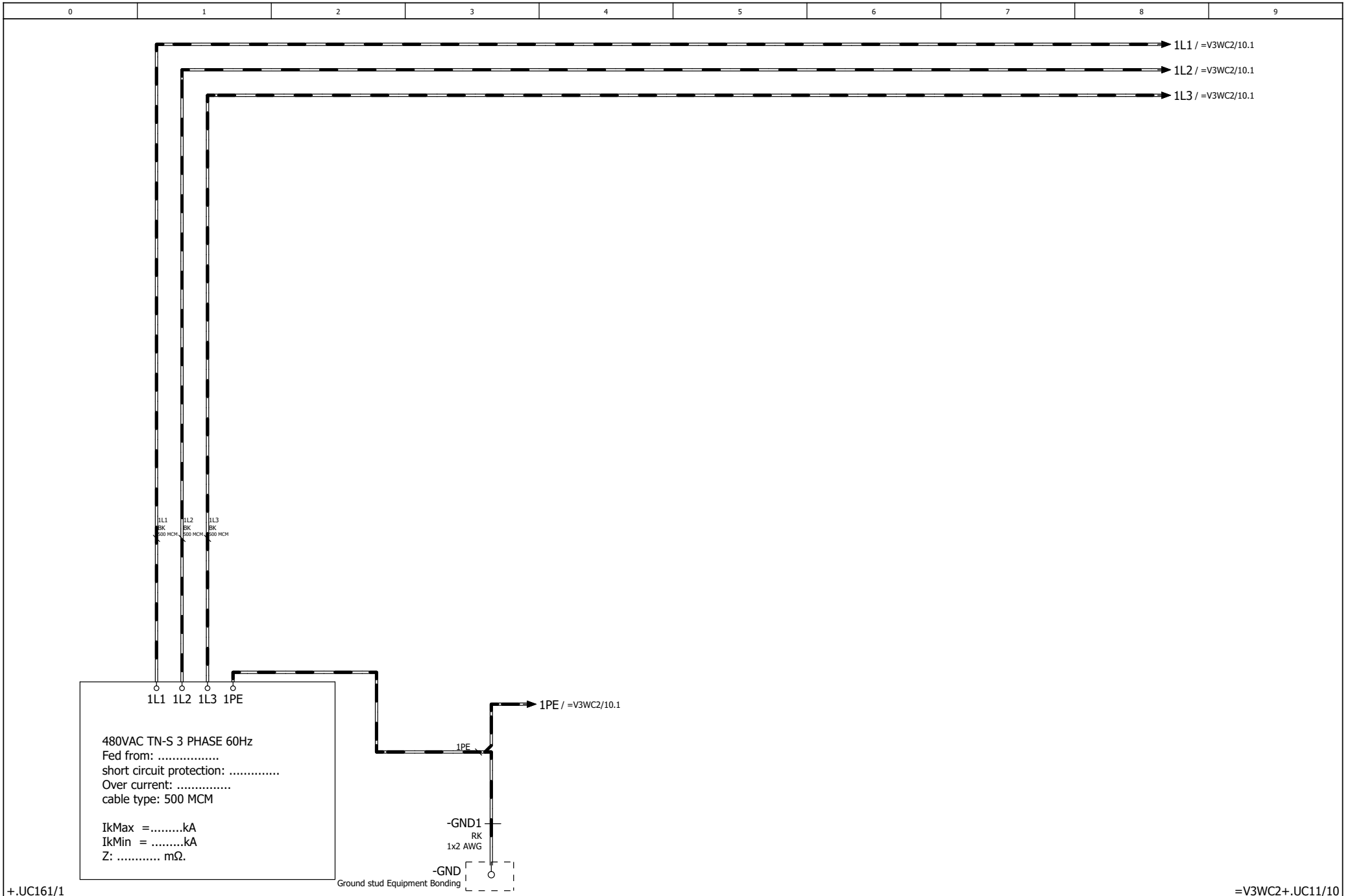

			Date	12/14/2022	Volvo Trucks North America		Valiant TMS	Incoming weld power supply 480 VAC	Drawing name: =2V06&EFS_EL		= V3WC1
			Ed.	MKLEPADLO							+ V3UC162
			Appr		P6700 Rear Wall - Cell 2V06				Document type: EFS	Project nr: 22-16148	Page 1
Modification	Date	Name	Original		Replacement of	Replaced by	Scale 1:1				1460

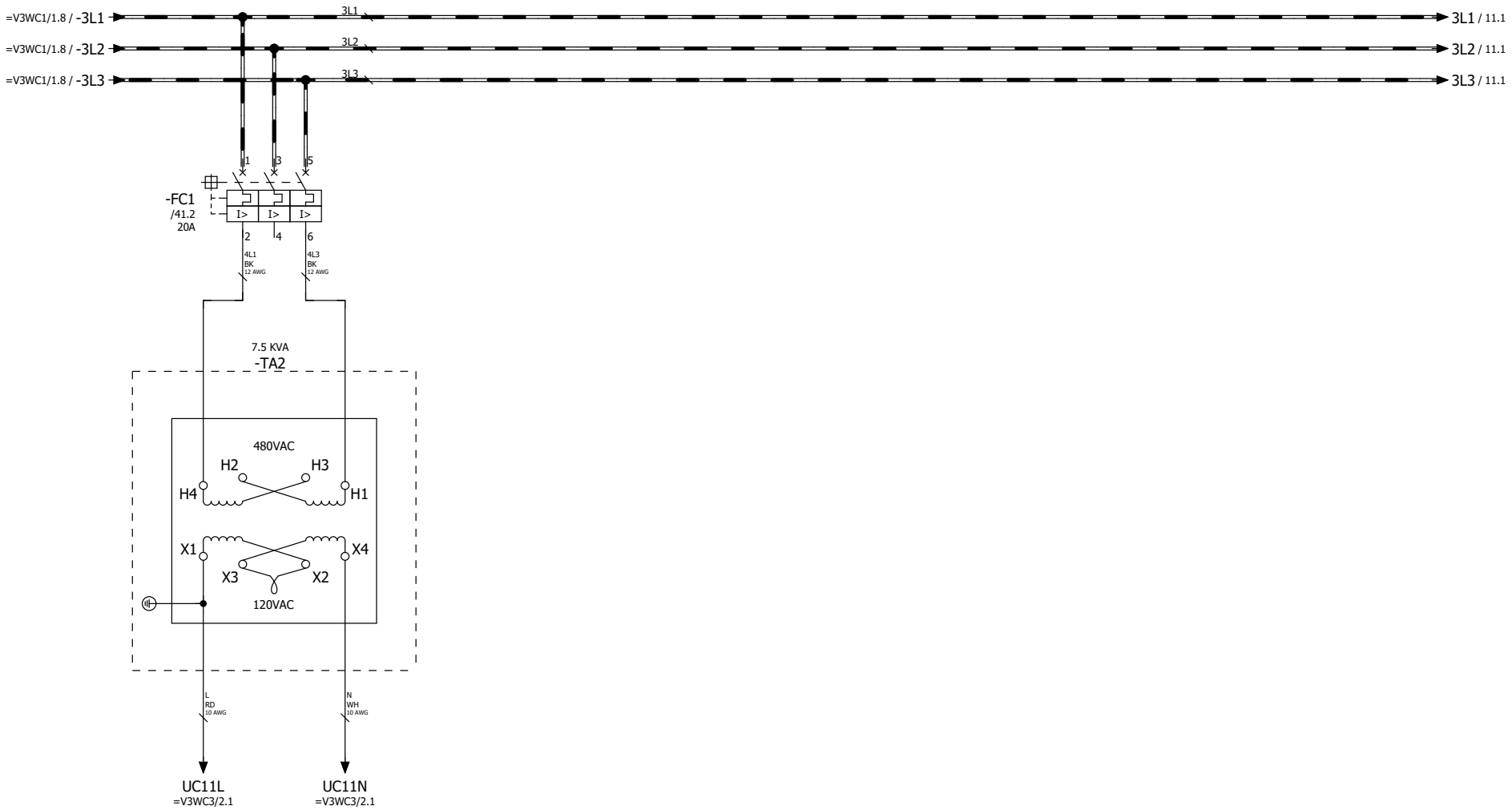

Power
Distribution
=V3UC11

=V3WC1+.UC162/1

11

			Date	12/14/2022	Volvo Trucks North America		Valiant TMS	Power distribution 480 VAC	Drawing name: =2V06&EFS_EL	= V3WC2	
			Ed.	MKLEPADLO						+ V3UC11	
			Appr		P6700 Rear Wall - Cell 2V06				Document type: EFS	Project nr: 22-16148	Page 10
Modification	Date	Name	Original		Replacement of	Replaced by	Scale 1:1				1460

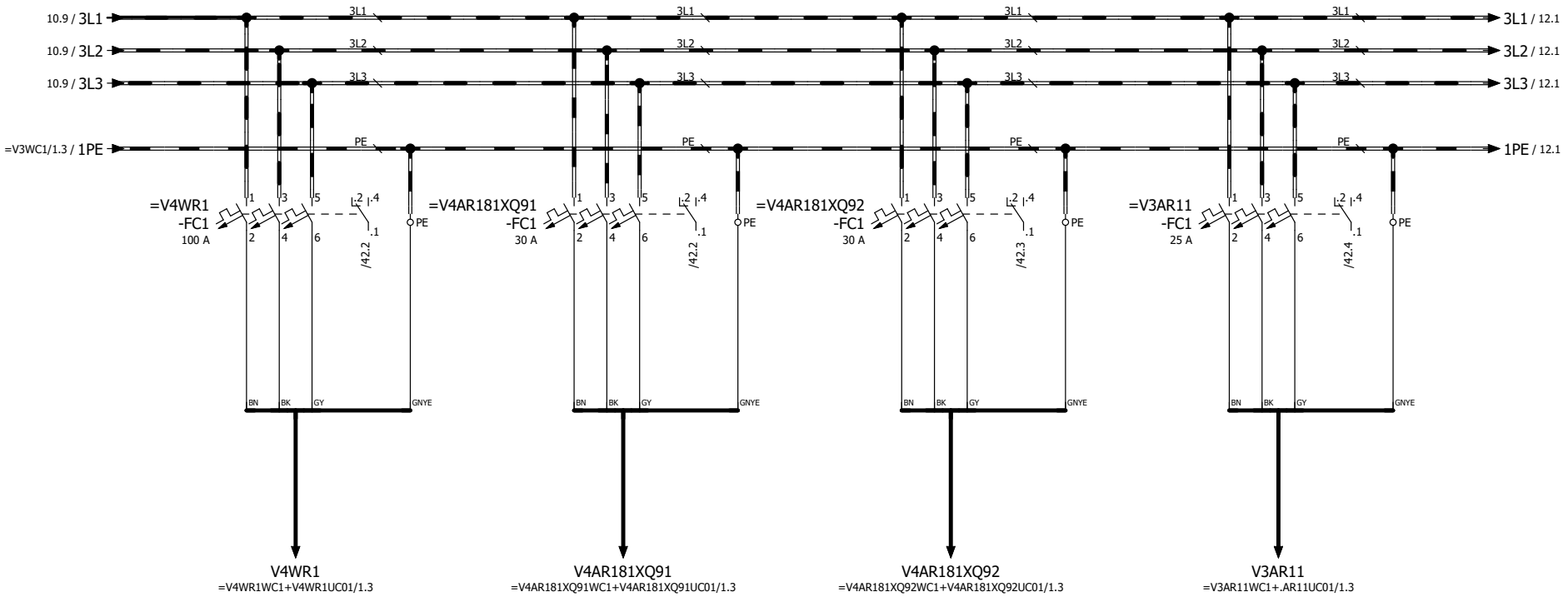

Power Distribution =V1WR1

Power Distribution =V4AR181XQ91 (Laser)

Power Distribution =V4AR181XQ92 (Chiller)

Power Distribution =V3AR11

10

12

			Date	12/22/2022	Volvo Trucks North America	Valiant TMS	Power distribution 480 VAC	Drawing name: =2V06&EFS_EL	= V3WC2	
			Ed.	KMAFFRE					+ V3UC11	
			Appr		P6700 Rear Wall - Cell 2V06			Document type: EFS	Project nr: 22-16148	Page 11
Modification	Date	Name	Original		Replacement of	Replaced by	Scale 1:1			1460

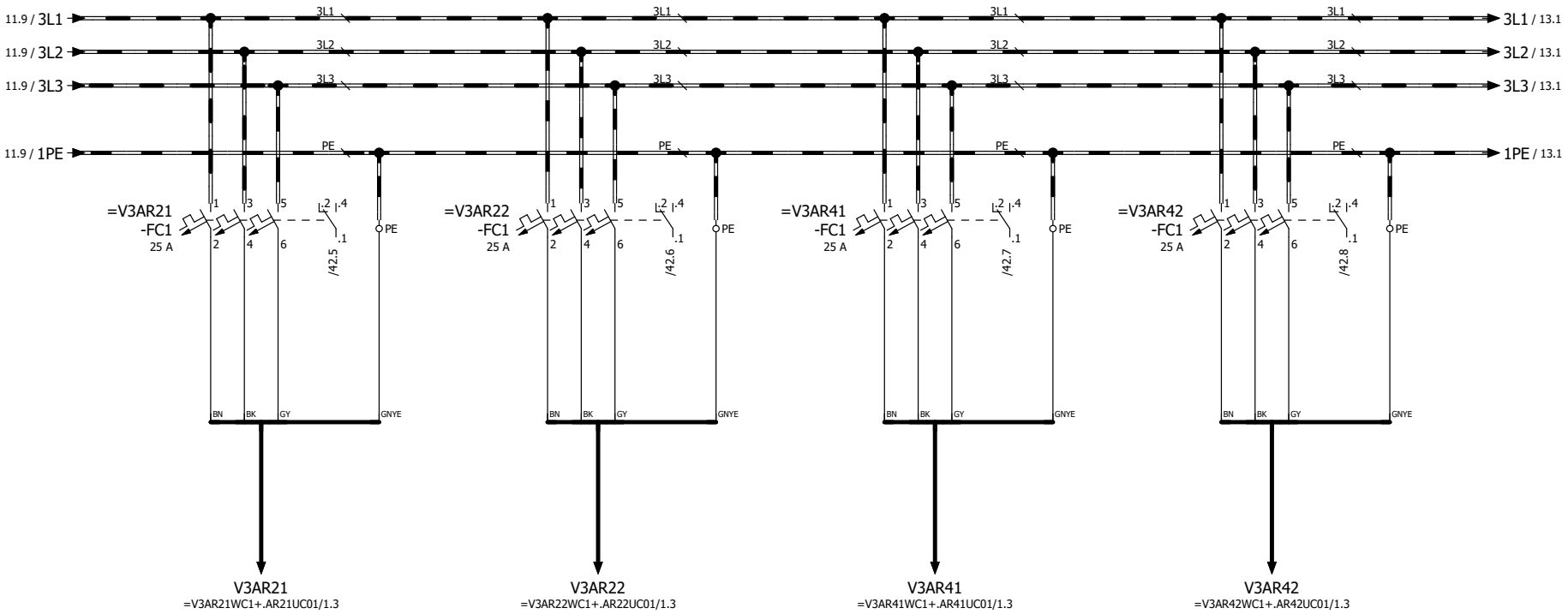

Power Distribution =V3AR21

Power Distribution =V3AR22

Power Distribution =V3AR41

Power Distribution =V3AR42

			Date	12/14/2022	Volvo Trucks North America	Valiant TMS	Power distribution 480 VAC	Drawing name: =2V06&EFS_EL	= V3WC2	
			Ed.	MKLEPADLO					+ V3UC11	
			Appr		P6700 Rear Wall - Cell 2V06			Document type: EFS	Project nr: 22-16148	Page 12
Modification	Date	Name	Original		Replacement of	Replaced by	Scale 1:1			1460

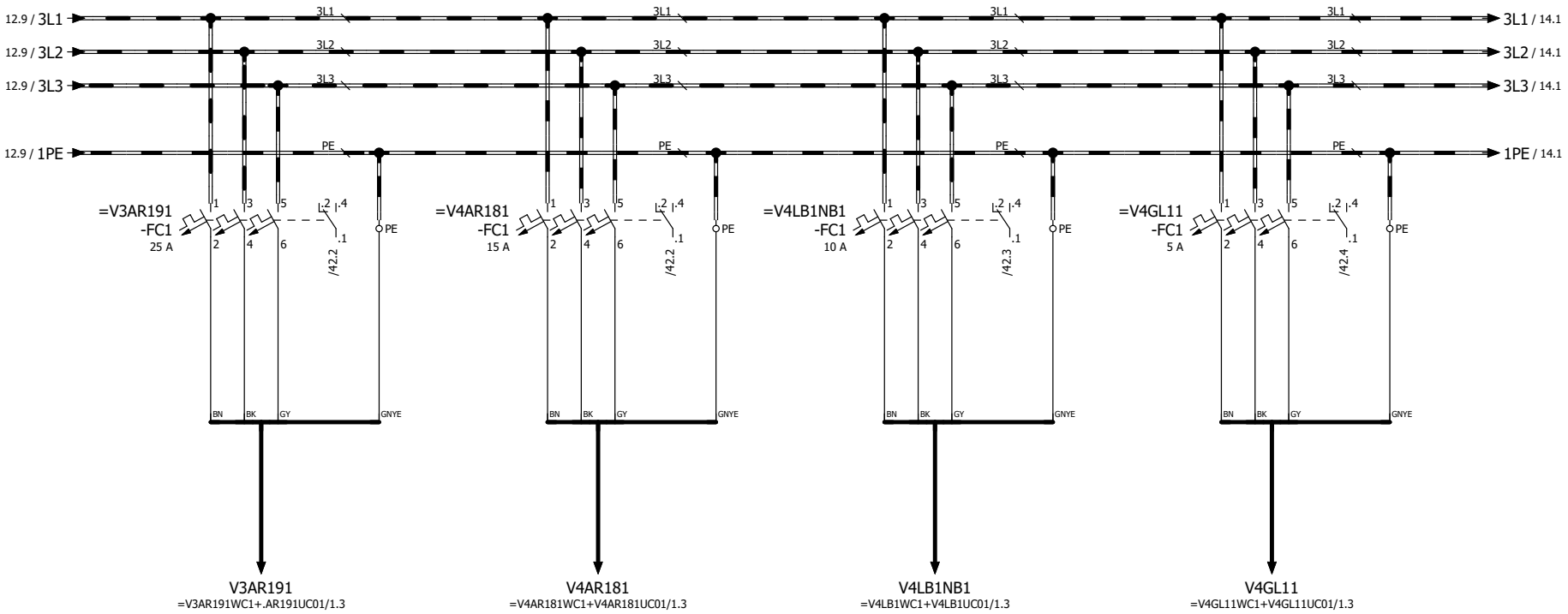

Power Distribution =V3AR191

Power Distribution =V4AR181

Power Distribution =V4LB1

Power Distribution =V4GL11

			Date	12/14/2022	Volvo Trucks North America	Valiant TMS	Power distribution 480 VAC	Drawing name: =2V06&EFS_EL	= V3WC2	
			Ed.	MKLEPADLO					+ V3UC11	
			Appr		P6700 Rear Wall - Cell 2V06			Document type: EFS	Project nr: 22-16148	Page 13
Modification	Date	Name	Original		Replacement of	Replaced by	Scale 1:1			1460



Power
Distribution
=V4AR181XQ93
(Fume Extractor)

13

15

			Date	12/22/2022	Volvo Trucks North America		Valiant TMS	Power distribution 480 VAC	Drawing name: =2V06&EFS_EL	= V3WC2
			Ed.	KMAFFRE						+ V3UC11
			Appr		P6700 Rear Wall - Cell 2V06				Document type: EFS	Project nr: 22-16148	Page 14
Modification	Date	Name	Original		Replacement of	Replaced by	Scale 1:1			1460

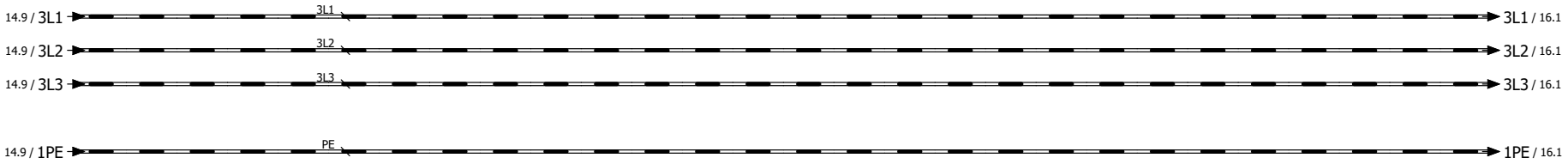

14 16

			Date	12/14/2022	Volvo Trucks North America	Valiant TMS	Power distribution 480 VAC	Drawing name: =2V06&EFS_EL	= V3WC2	
			Ed.	MKLEPADLO					+ V3UC11	
			Appr		P6700 Rear Wall - Cell 2V06			Document type: EFS	Project nr: 22-16148	Page 15
Modification	Date	Name	Original		Replacement of / Replaced by	Scale 1:1				1460

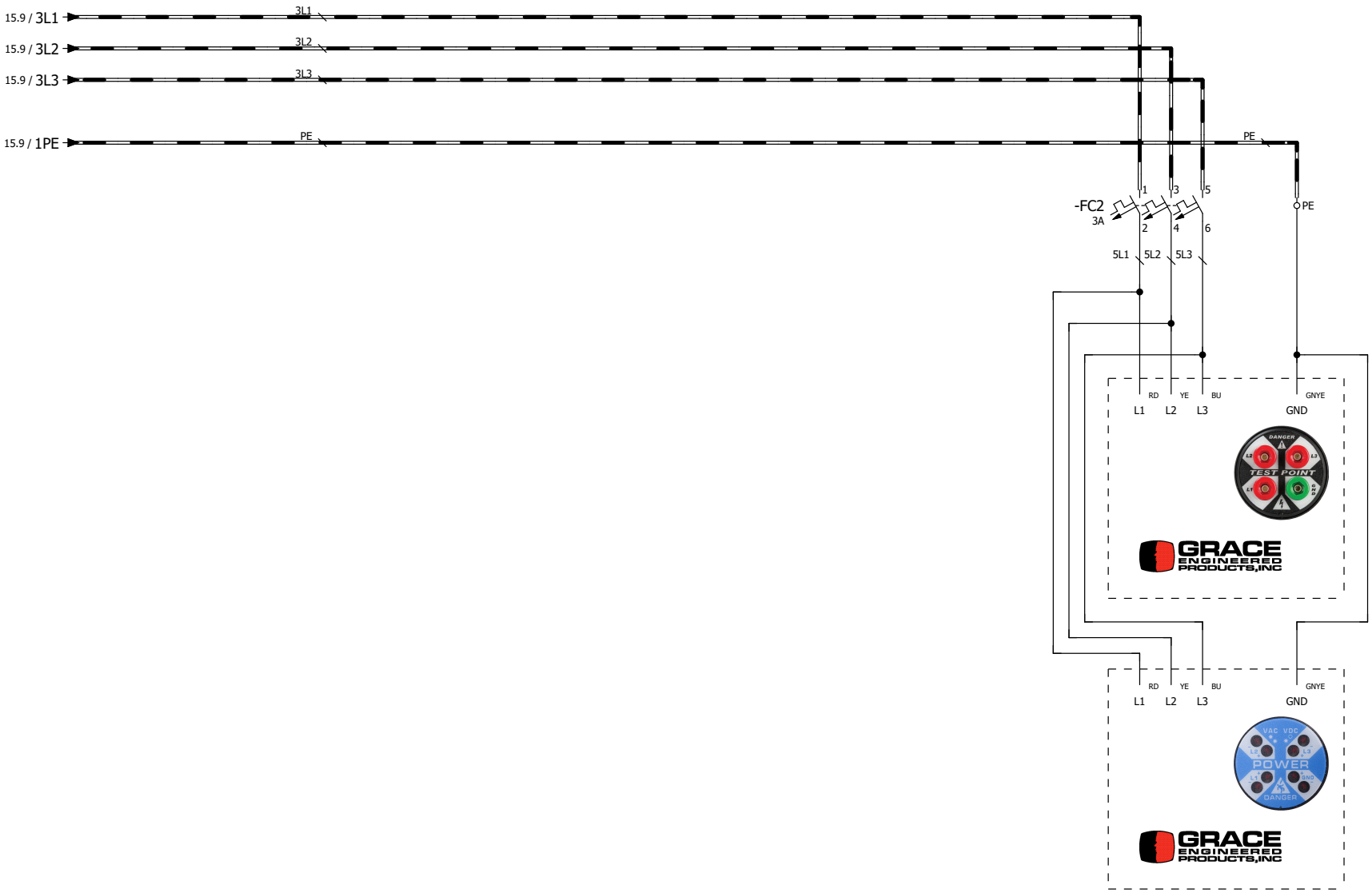

Voltage Test Port /
Indicator Light

			Date	12/14/2022	Volvo Trucks North America	Valiant TMS	Power distribution 480 VAC	Drawing name: =2V06&EFS_EL	= V3WC2	
			Ed.	MKLEPADLO					+ V3UC11	
			Appr		P6700 Rear Wall - Cell 2V06			Document type: EFS	Project nr: 22-16148	Page 16
Modification	Date	Name	Original		Replacement of	Replaced by	Scale 1:1			1460

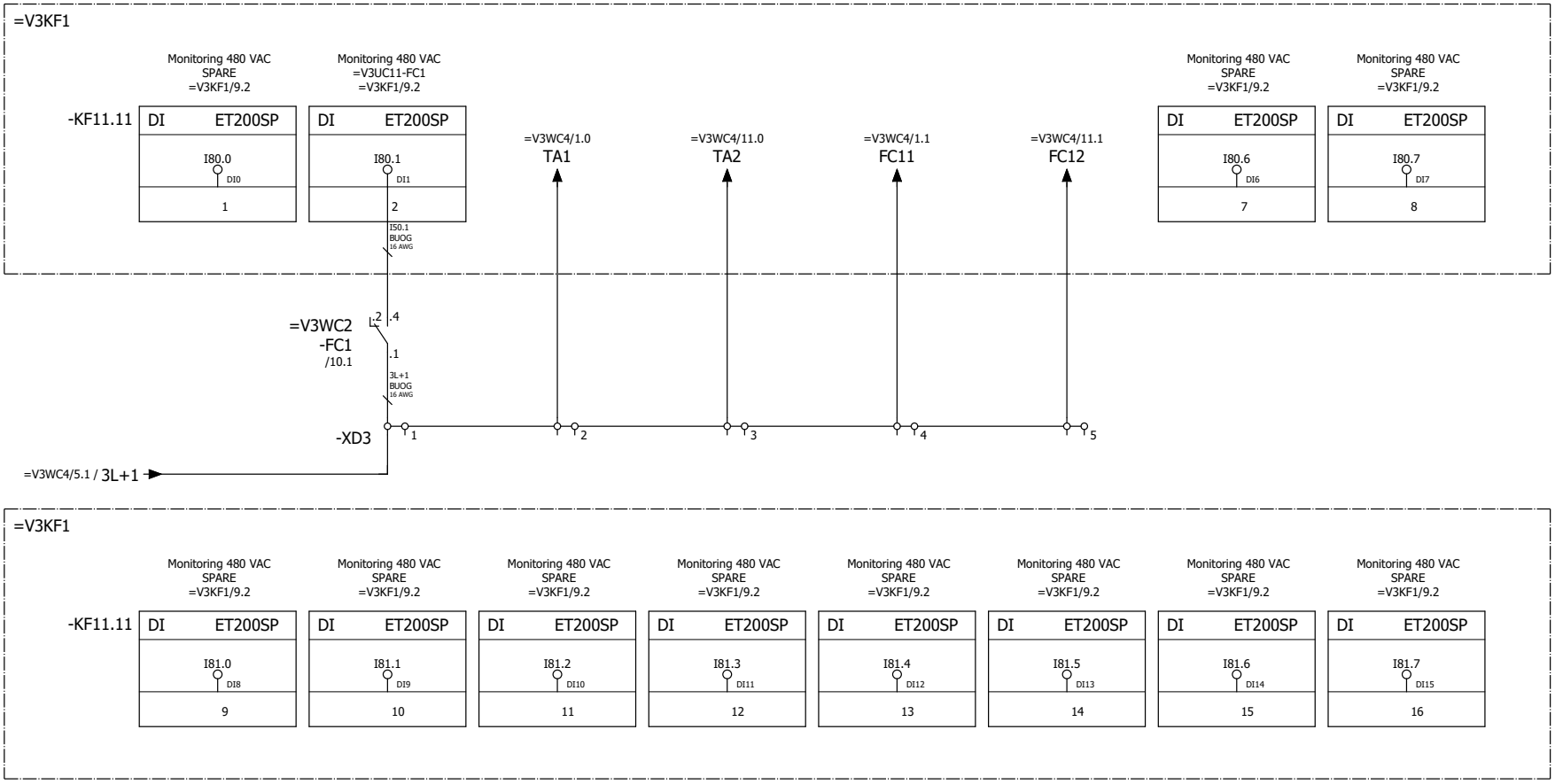

			Date	12/14/2022	Volvo Trucks North America		Valiant TMS	Power distribution 480 VAC monitoring	Drawing name: =2V06&EFS_EL	= V3WC2
			Ed.	MKLEPADLO						+ V3UC11
			Appr		P6700 Rear Wall - Cell 2V06				Document type: EFS	Project nr: 22-16148
Modification	Date	Name	Original		Replacement of	Replaced by	Scale 1:1			Page 41 / 1460

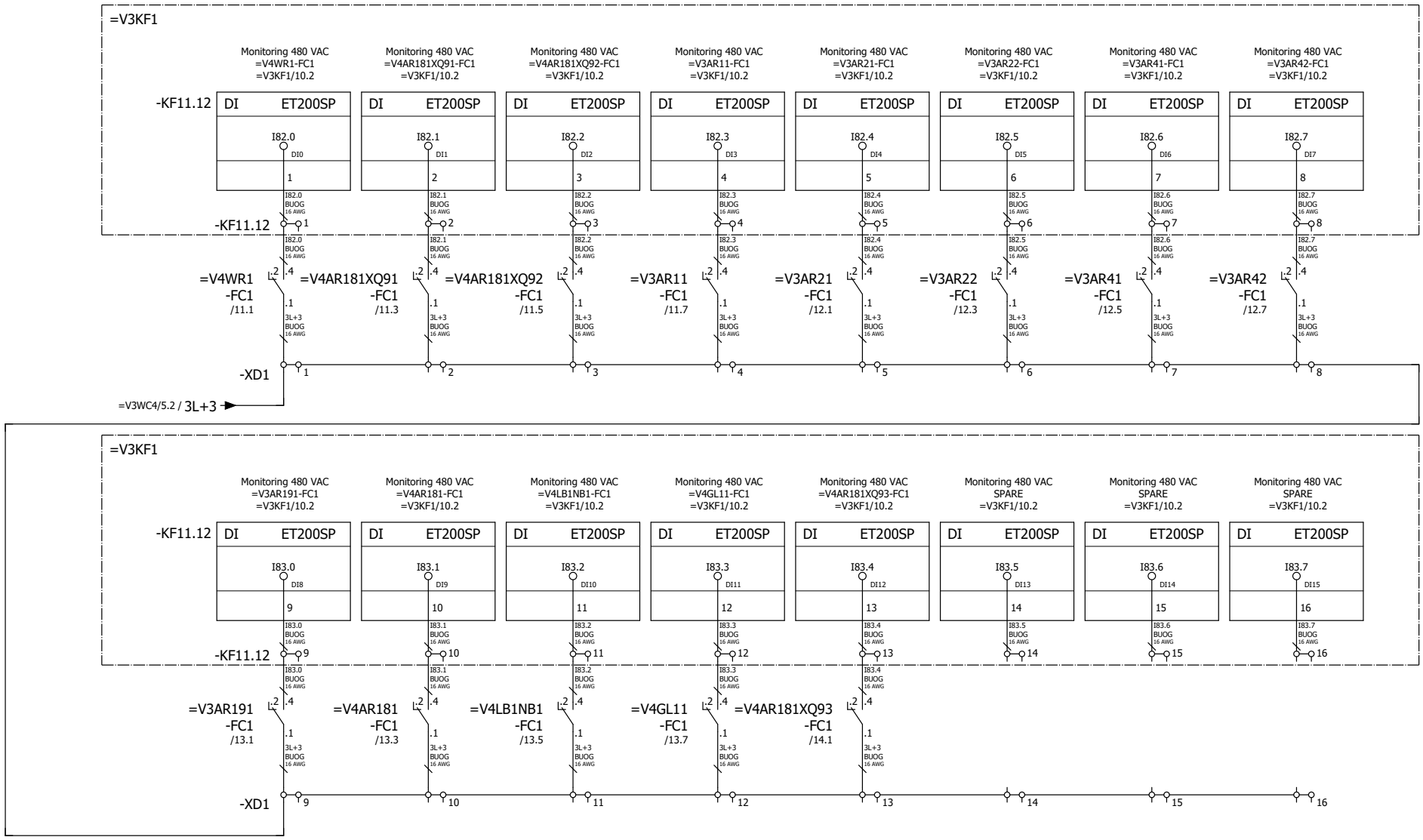

			Date	12/14/2022	Volvo Trucks North America	Valiant TMS	Power distribution 480 VAC monitoring	Drawing name: =2V06&EFS_EL	= V3WC2
			Ed.	MKLEPADLO					+ V3UC11
			Appr		P6700 Rear Wall - Cell 2V06			Document type: EFS	Project nr: 22-16148
Modification	Date	Name	Original		Replacement of	Replaced by	Scale 1:1		Page 42 / 1460

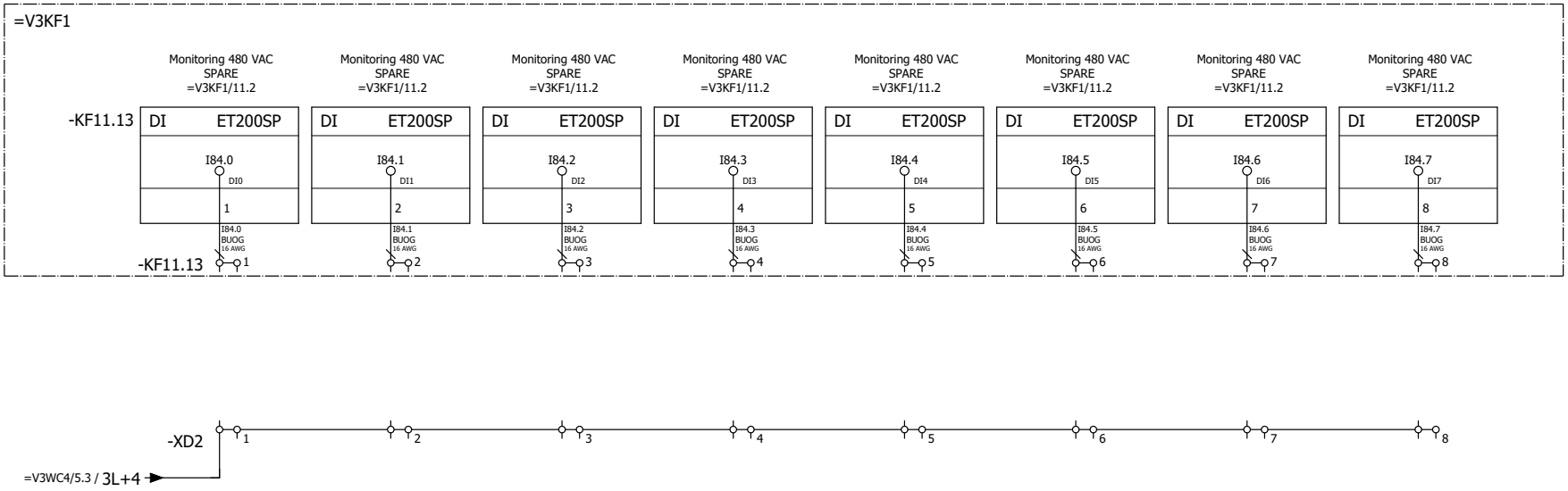

			Date	12/14/2022	Volvo Trucks North America	Valiant TMS	Power distribution 480 VAC monitoring	Drawing name: =2V06&EFS_EL	= V3WC2	
			Ed.	MKLEPADLO					+ V3UC11	
			Appr		P6700 Rear Wall - Cell 2V06			Document type: EFS	Project nr: 22-16148	Page 43
Modification	Date	Name	Original		Replacement of / Replaced by	Scale 1:1				1460

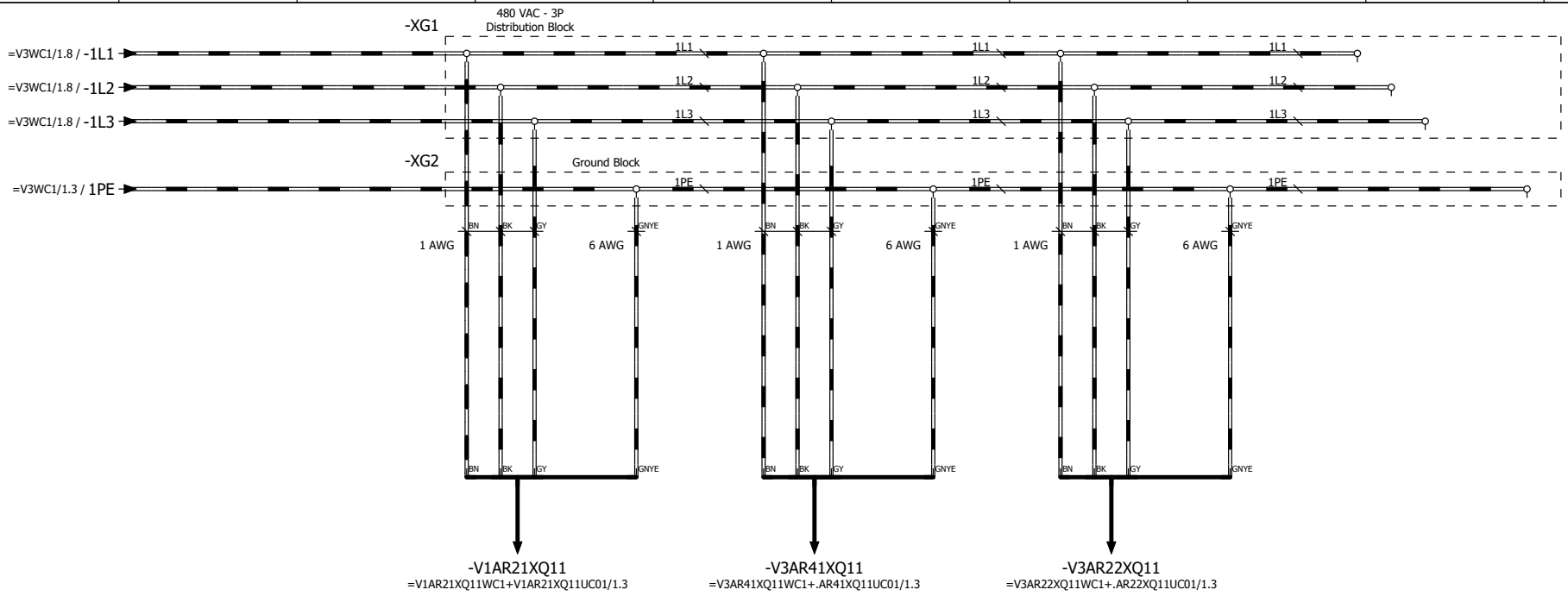

Weld Power Distribution 480 VAC S040R02-AR21 (Weld Timer)

Weld Power Distribution 480 VAC S050R01-AR41 (Weld Timer)

Weld Power Distribution 480 VAC S060R03-AR22 (Weld Timer)

+.UC11/43

+.UC162/10

			Date	12/14/2022	Volvo Trucks North America		Valiant TMS	Weld power distribution 480 VAC	Drawing name: =2V06&EFS_EL	= V3WC2	
			Ed.	MKLEPADLO						+ V3UC161	
			Appr		P6700 Rear Wall - Cell 2V06				Document type: EFS	Project nr: 22-16148	Page 10
Modification	Date	Name	Original		Replacement of	Replaced by	Scale 1:1				1460

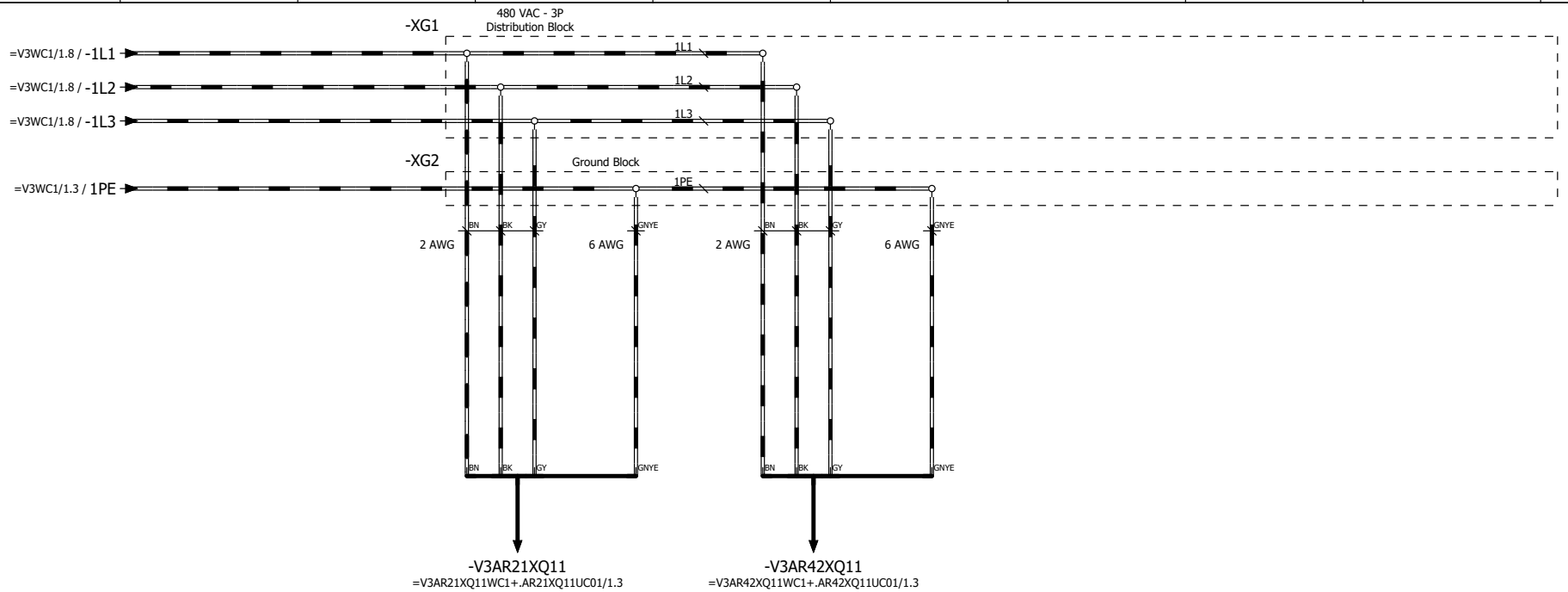

Weld Power
Distribution
480 VAC
S060R01-AR21 (Weld Timer)

Weld Power
Distribution
480 VAC
S060R03-AR42 (Weld Timer)

+.UC161/10

=V3WC3+.UC11/1

			Date	12/14/2022	Volvo Trucks North America		Valiant TMS	Weld power distribution 480 VAC	Drawing name: =2V06&EFS_EL	= V3WC2
			Ed.	MKLEPADLO						+ V3UC162
			Appr		P6700 Rear Wall - Cell 2V06				Document type: EFS	Project nr: 22-16148
Modification	Date	Name	Original		Replacement of	Replaced by	Scale 1:1			Page 10 / 1460

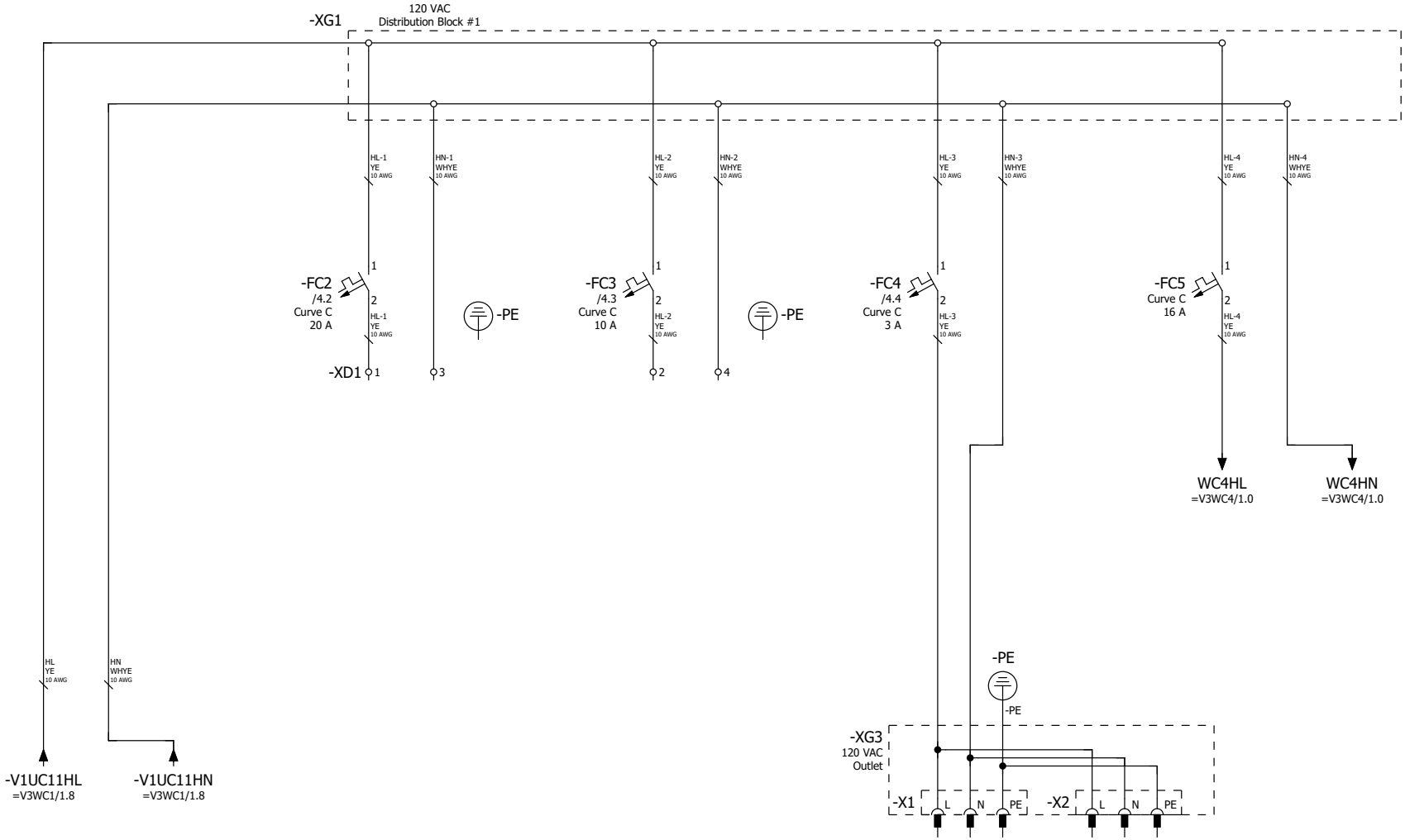

Power Distribution 120 VAC (SPARE)	Power Distribution 120 VAC (SPARE)	Power Distribution 120 VAC Programming Port	Power Distribution 120 VAC To Above Disconnet 24VDC Power Supply

=V3WC2+.UC162/10

2

			Date	12/14/2022	Volvo Trucks North America	Valiant TMS	Power Distribution 120 VAC (Above Disconnect)	Drawing name: =2V06&EFS_EL	= V3WC3		
			Ed.	MKLEPADLO					+ V3UC11		
			Appr		P6700 Rear Wall - Cell 2V06	Scale 1:1		Document type: EFS	Project nr: 22-16148	Page	1
Modification	Date	Name	Original		Replacement of	Replaced by					1460

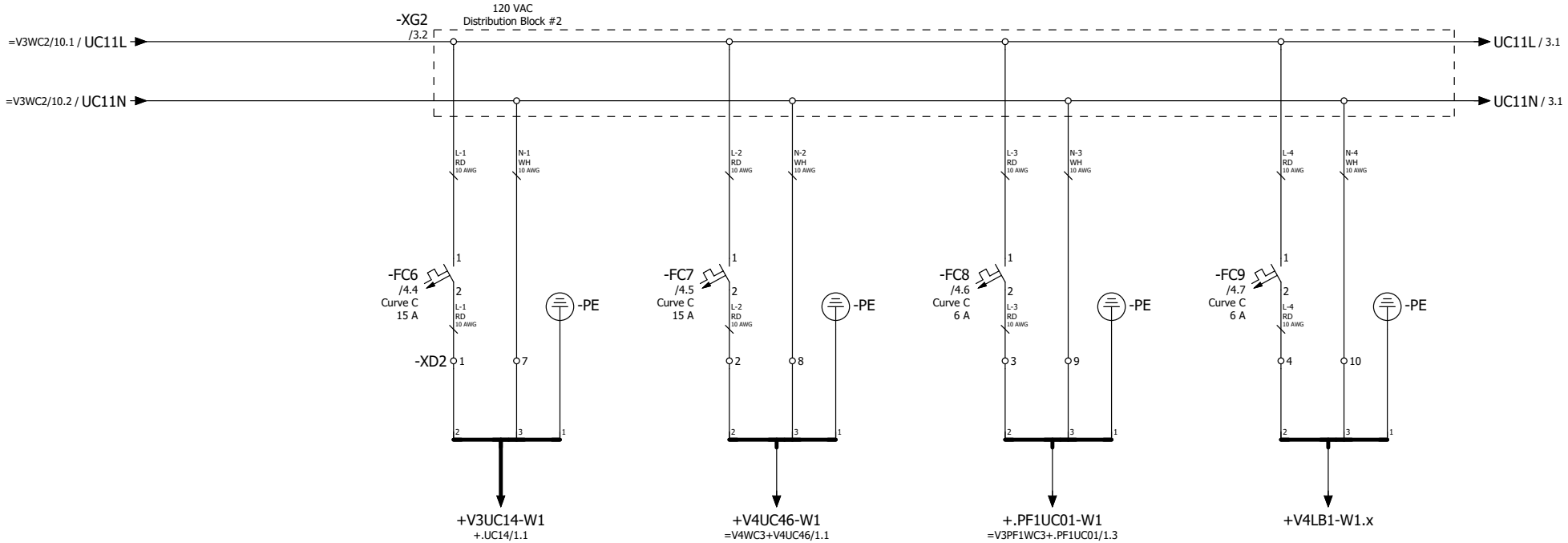

1	2	3	4	5	6	7	8	9
		Power Distribution 120 VAC V3UC14 (RIO)	Power Distribution 120 VAC V4UC46 (TT RIO)		Power Distribution 120 VAC V3PF1 (Date Scribe)		Power Distribution 120 VAC V4LB1 (Laser - Cutting Head)	3

			Date	12/14/2022	Volvo Trucks North America	Valiant TMS	Power Distribution 120 VAC (Below Disconnect)	Drawing name: =2V06&EFS_EL	= V3WC3
			Ed.	MKLEPADLO					+ V3UC11
			Appr		P6700 Rear Wall - Cell 2V06			Document type: EFS	Project nr: 22-16148
Modification	Date	Name	Original		Replacement of	Replaced by	Scale 1:1		Page 2 / 1460

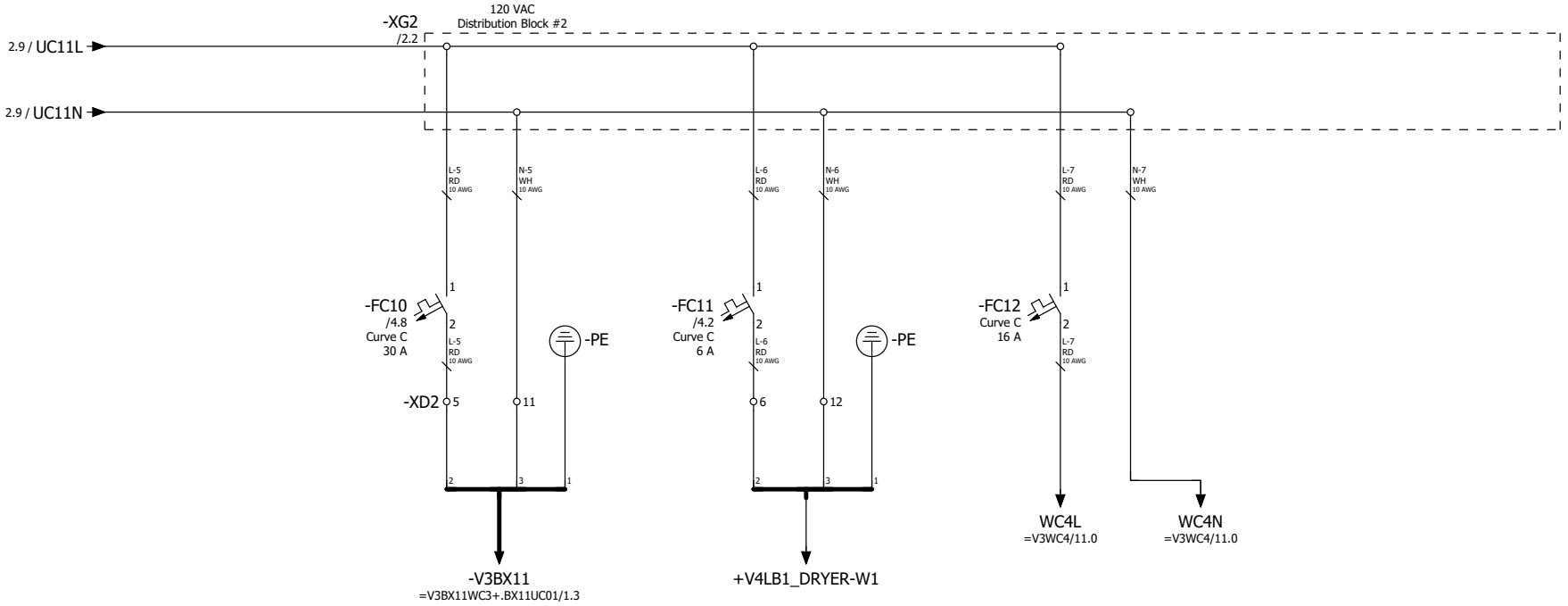

Power Distribution 120 VAC V3AR191 (Vision Controller)

Power Distribution 120 VAC V4UCxx (Laser - Air Dryer)

Power Distribution 120 VAC To Below Disconnect 24VDC Power Supply

			Date	12/14/2022	Volvo Trucks North America	Valiant TMS	Power Distribution 120 VAC (Below Disconnect)	Drawing name: =2V06&EFS_EL	= V3WC3	
			Ed.	MKLEPADLO					+ V3UC11	
			Appr		P6700 Rear Wall - Cell 2V06			Document type: EFS	Project nr: 22-16148	Page 3
Modification	Date	Name	Original		Replacement of	Replaced by	Scale 1:1			1460

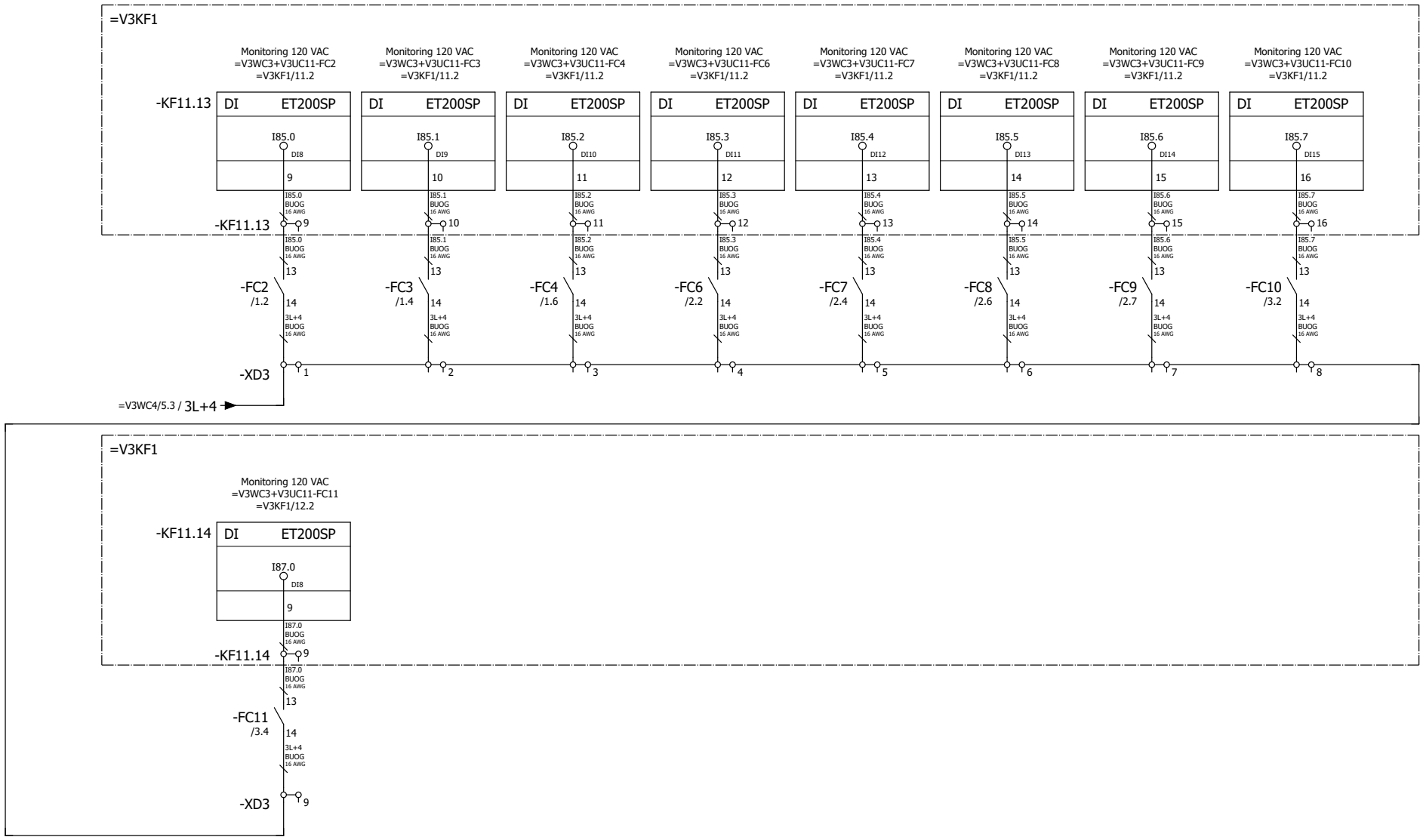

			Date	12/14/2022	Volvo Trucks North America		Valiant TMS	Power distribution 120 VAC monitoring (Above Disconnect)	Drawing name: =2V06&EFS_EL	= V3WC3
			Ed.	MKLEPADLO						+ V3UC11
			Appr		P6700 Rear Wall - Cell 2V06				Document type: EFS	Project nr: 22-16148
Modification	Date	Name	Original		Replacement of	Replaced by	Scale 1:1			Page 4 / 1460

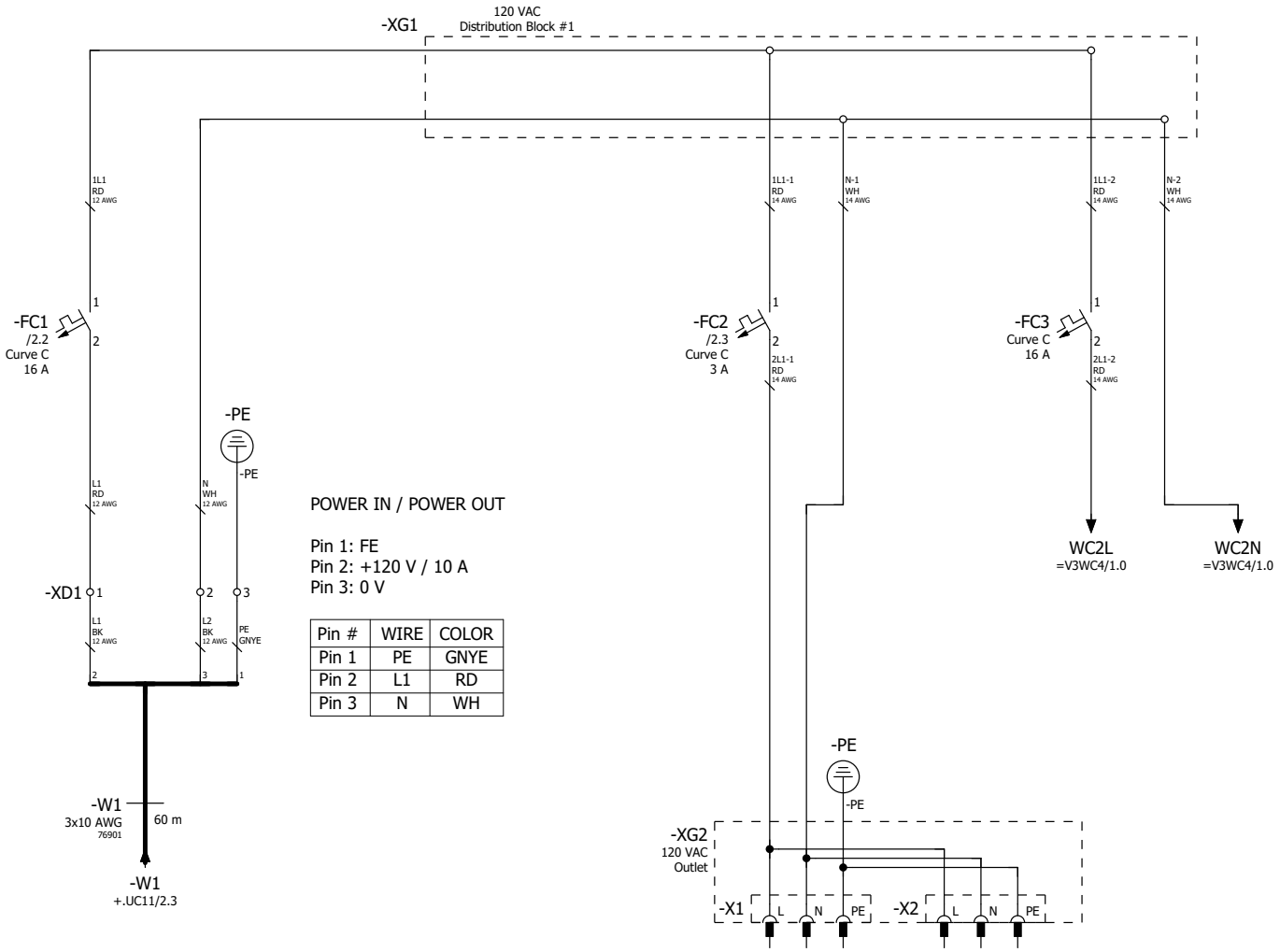

Pin #	WIRE	COLOR
Pin 1	PE	GNYE
Pin 2	L1	RD
Pin 3	N	WH

Power
Distribution
120 VAC
Programming Port

Power
Distribution
120 VAC
To 24VDC Power Supply

+.UC11/4

2

			Date	12/14/2022	Volvo Trucks North America	Valiant TMS	Power distribution 120 VAC	Drawing name: =2V06&EFS_EL	= V3WC3	
			Ed.	MKLEPADLO					+ V3UC14	
			Appr		P6700 Rear Wall - Cell 2V06			Document type: EFS	Project nr: 22-16148	Page 1
Modification	Date	Name	Original		Replacement of / Replaced by	Scale 1:1				1460

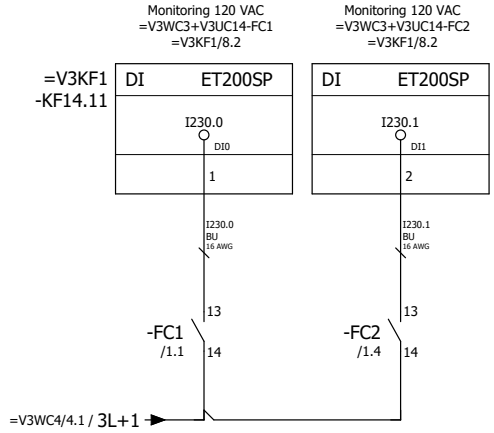

1

=V3WC4+.UC11/1

			Date	12/14/2022	Volvo Trucks North America		Valiant TMS	Monitoring 120VAC	Drawing name: =2V06&EFS_EL	= V3WC3
			Ed.	MKLEPADLO						+ V3UC14
			Appr		P6700 Rear Wall - Cell 2V06				Document type: EFS	Project nr: 22-16148
Modification	Date	Name	Original		Replacement of	Replaced by	Scale 1:1			Page 2 / 1460

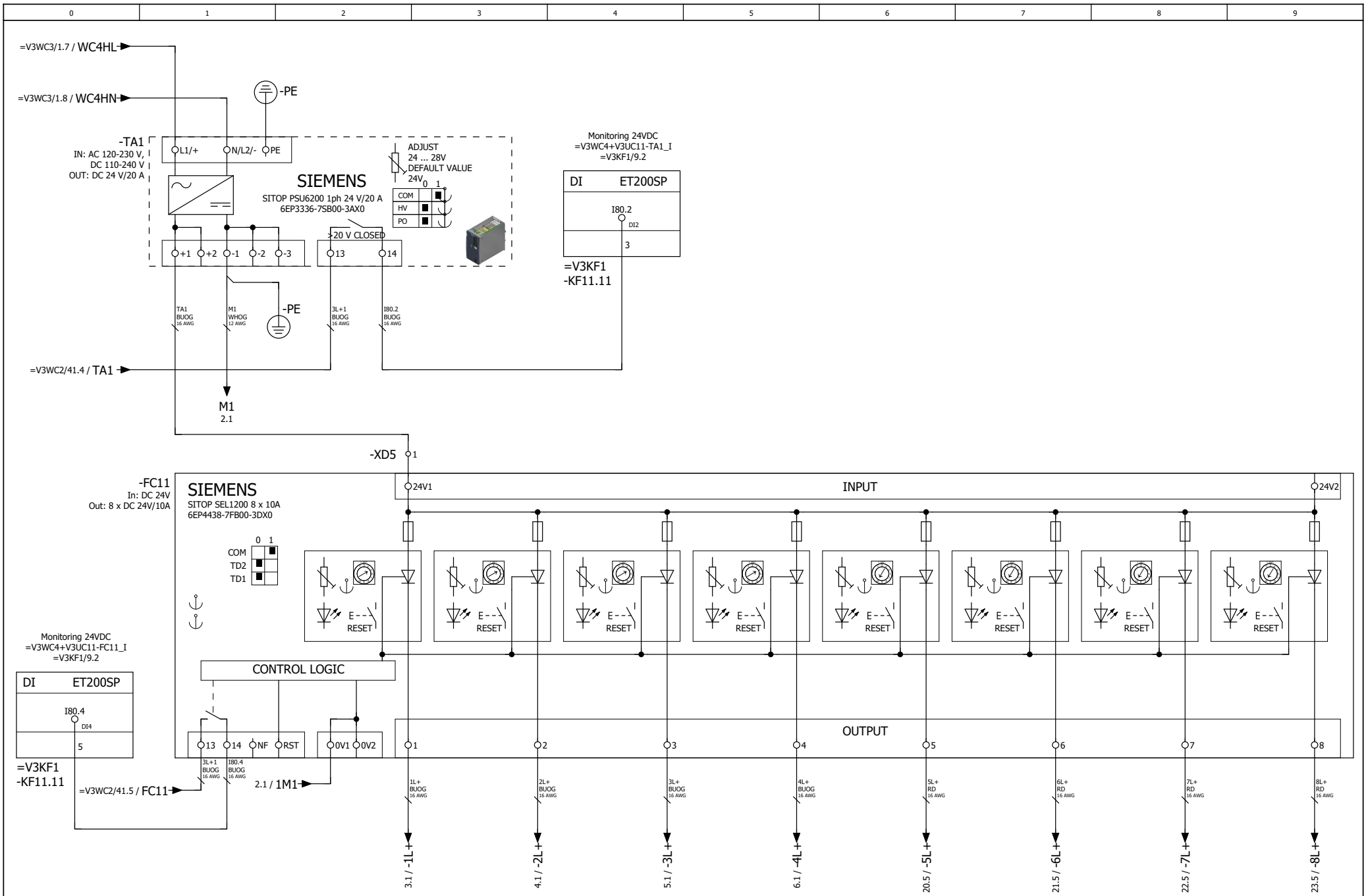

=V3WC3+.UC14/2

2

			Date	12/14/2022	Volvo Trucks North America		Valiant TMS	Power distribution 24VDC (Above Disconnect)	Drawing name: =2V06&EFS_EL	= V3WC4
			Ed.	MKLEPADLO						+ V3UC11
			Appr		P6700 Rear Wall - Cell 2V06				Document type: EFS	Project nr: 22-16148
Modification	Date	Name	Original		Replacement of	Replaced by	Scale 1:1			Page 1 / 1460

			Date	12/14/2022	Volvo Trucks North America		Valiant TMS	Power distribution 24VDC HL+	Drawing name: =2V06&EFS_EL		= V3WC4
			Ed.	MKLEPADLO							+ V3UC11
			Appr		P6700 Rear Wall - Cell 2V06				Document type: EFS	Project nr: 22-16148	Page 2
Modification	Date	Name	Original		Replacement of	Replaced by	Scale 1:1				1460



			Date	12/14/2022	Volvo Trucks North America		Valiant TMS	Power distribution 24VDC 1L+	Drawing name: =2V06&EFS_EL		= V3WC4
			Ed.	MKLEPADLO							+ V3UC11
			Appr		P6700 Rear Wall - Cell 2V06				Document type: EFS	Project nr: 22-16148	Page 3
Modification	Date	Name	Original		Replacement of	Replaced by	Scale 1:1				1460

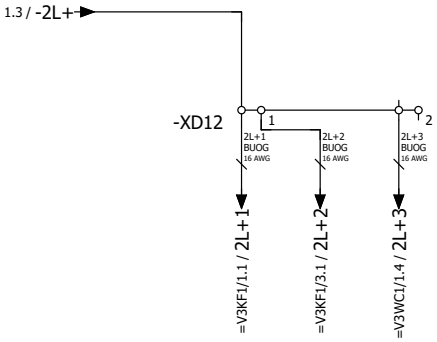



3 5

			Date	12/14/2022	Volvo Trucks North America		Valiant TMS	Power distribution 24VDC 2L+	Drawing name: =2V06&EFS_EL	= V3WC4
			Ed.	MKLEPADLO						+ V3UC11
			Appr		P6700 Rear Wall - Cell 2V06				Document type: EFS	Project nr: 22-16148
Modification	Date	Name	Original		Replacement of	Replaced by	Scale 1:1			Page 4 / 1460

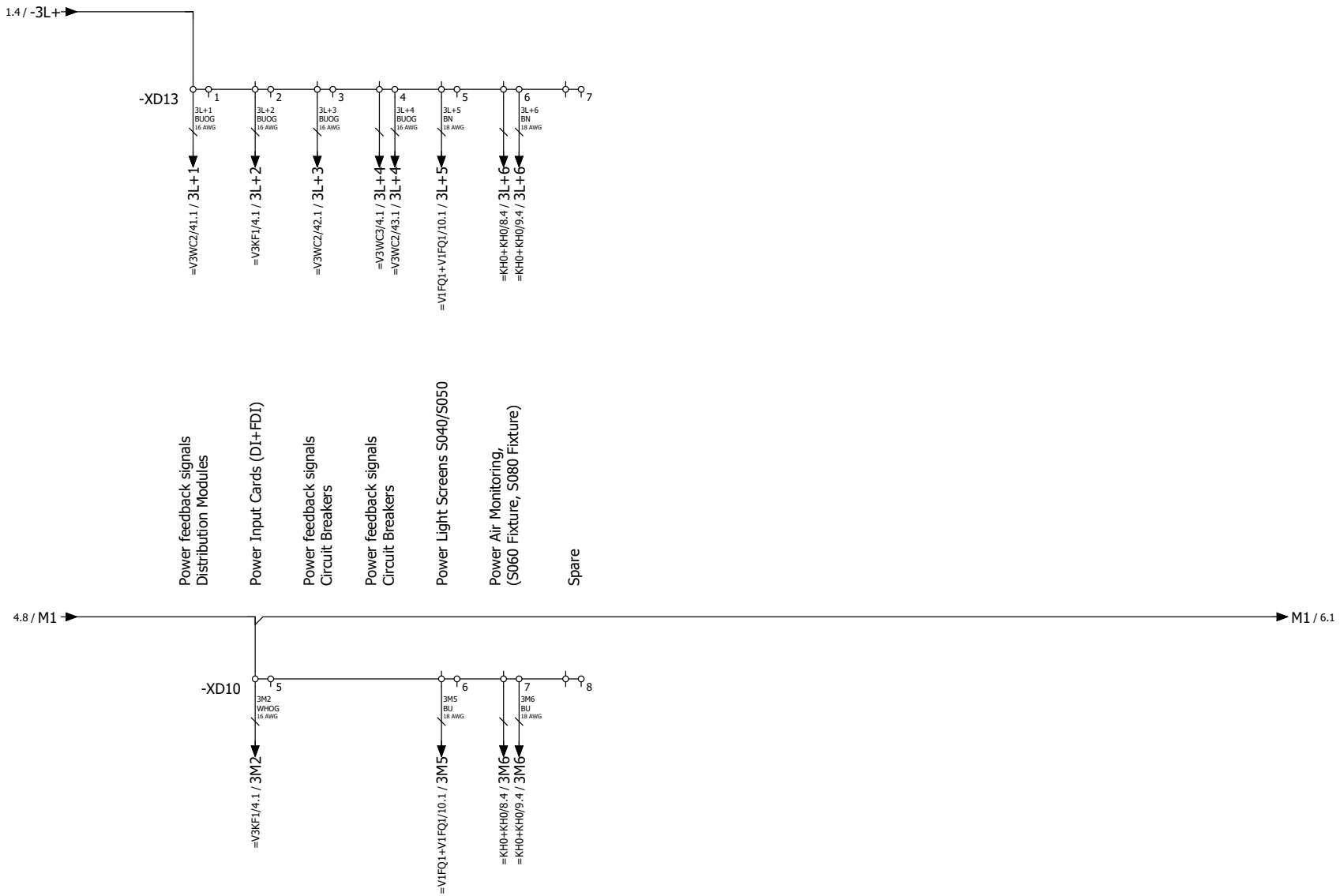

4 6

			Date	12/14/2022	Volvo Trucks North America	Valiant TMS	Power distribution 24VDC 3L+	Drawing name: =2V06&EFS_EL	= V3WC4	
			Ed.	MKLEPADLO					+ V3UC11	
			Appr		P6700 Rear Wall - Cell 2V06			Document type: EFS	Project nr: 22-16148	Page 5
Modification	Date	Name	Original		Replacement of	Replaced by	Scale 1:1			1460



			Date	12/14/2022	Volvo Trucks North America		Valiant TMS	Power distribution 24VDC 4L+	Drawing name: =2V06&EFS_EL		= V3WC4
			Ed.	MKLEPADLO							+ V3UC11
			Appr		P6700 Rear Wall - Cell 2V06				Document type: EFS	Project nr: 22-16148	Page 6
Modification	Date	Name	Original		Replacement of	Replaced by	Scale 1:1				1460

			Date	12/14/2022	Volvo Trucks North America		Valiant TMS	Power distribution 24VDC 5L+	Drawing name: =2V06&EFS_EL		= V3WC4
			Ed.	MKLEPADLO							+ V3UC11
			Appr		P6700 Rear Wall - Cell 2V06				Document type: EFS	Project nr: 22-16148	Page 7
Modification	Date	Name	Original		Replacement of	Replaced by	Scale 1:1				1460

			Date	12/14/2022	Volvo Trucks North America		Valiant TMS	Power distribution 24VDC 6L+	Drawing name: =2V06&EFS_EL		= V3WC4
			Ed.	MKLEPADLO							+ V3UC11
			Appr		P6700 Rear Wall - Cell 2V06				Document type: EFS	Project nr: 22-16148	Page 8
Modification	Date	Name	Original		Replacement of	Replaced by	Scale 1:1				1460

8 10

			Date	12/14/2022	Volvo Trucks North America		Valiant TMS	Power distribution 24VDC 7L+	Drawing name: =2V06&EFS_EL	= V3WC4
			Ed.	MKLEPADLO						+ V3UC11
			Appr		P6700 Rear Wall - Cell 2V06				Document type: EFS	Project nr: 22-16148
Modification	Date	Name	Original		Replacement of	Replaced by	Scale 1:1			Page 9 / 1460

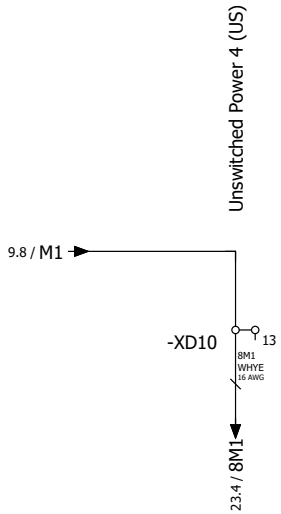

			Date	12/14/2022	Volvo Trucks North America		Valiant TMS	Power distribution 24VDC 8L+	Drawing name: =2V06&EFS_EL		= V3WC4
			Ed.	MKLEPADLO							+ V3UC11
			Appr		P6700 Rear Wall - Cell 2V06				Document type: EFS	Project nr: 22-16148	Page 10
Modification	Date	Name	Original		Replacement of	Replaced by	Scale 1:1				1460

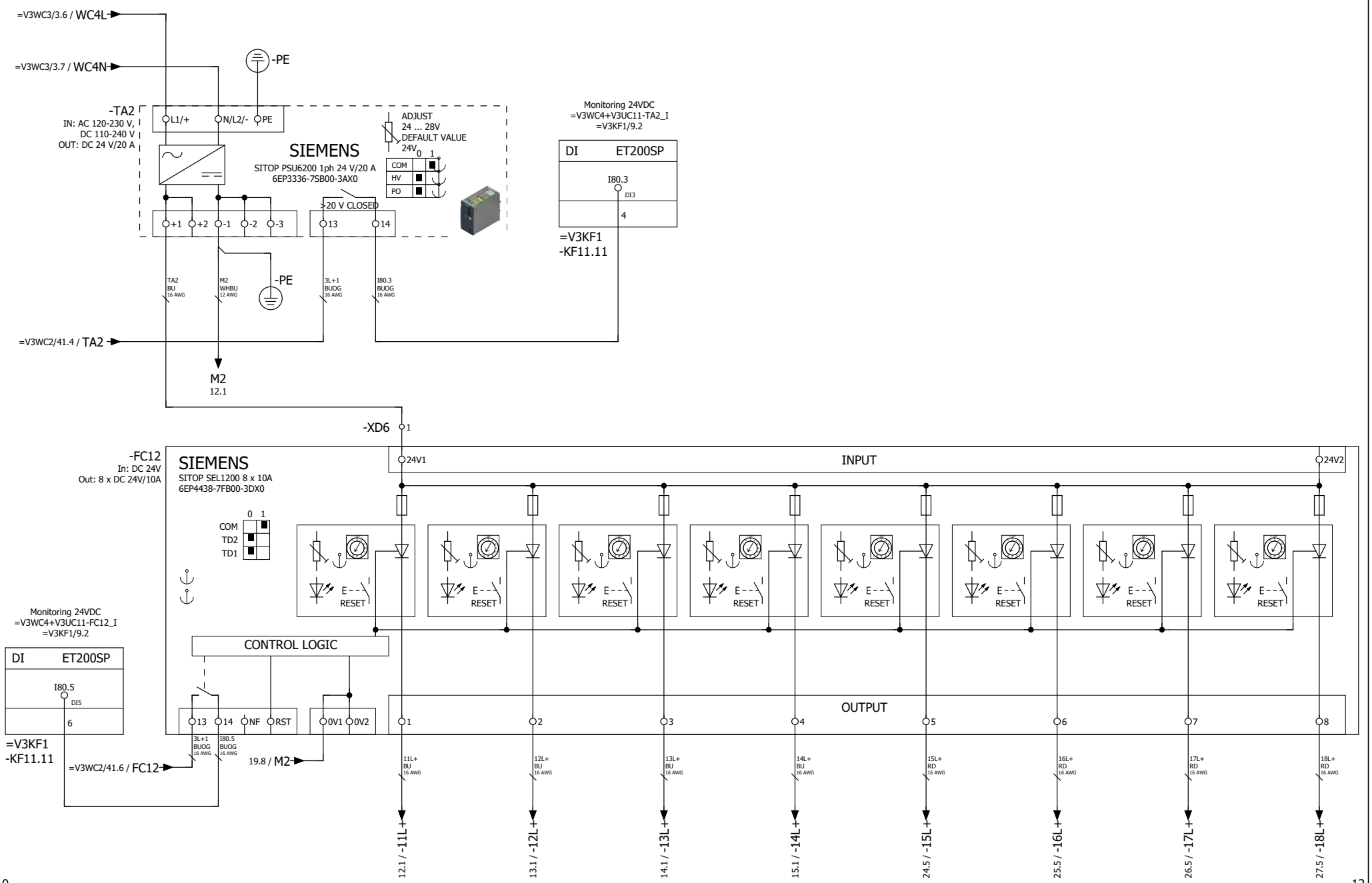

10 12

			Date	12/14/2022	Volvo Trucks North America		Valiant TMS	Power distribution 24VDC (Below Disconnect)	Drawing name: =2V06&EFS_EL	= V3WC4
			Ed.	MKLEPADLO						+ V3UC11
			Appr		P6700 Rear Wall - Cell 2V06				Document type: EFS	Project nr: 22-16148
Modification	Date	Name	Original		Replacement of	Replaced by	Scale 1:1			Page 11 / 1460

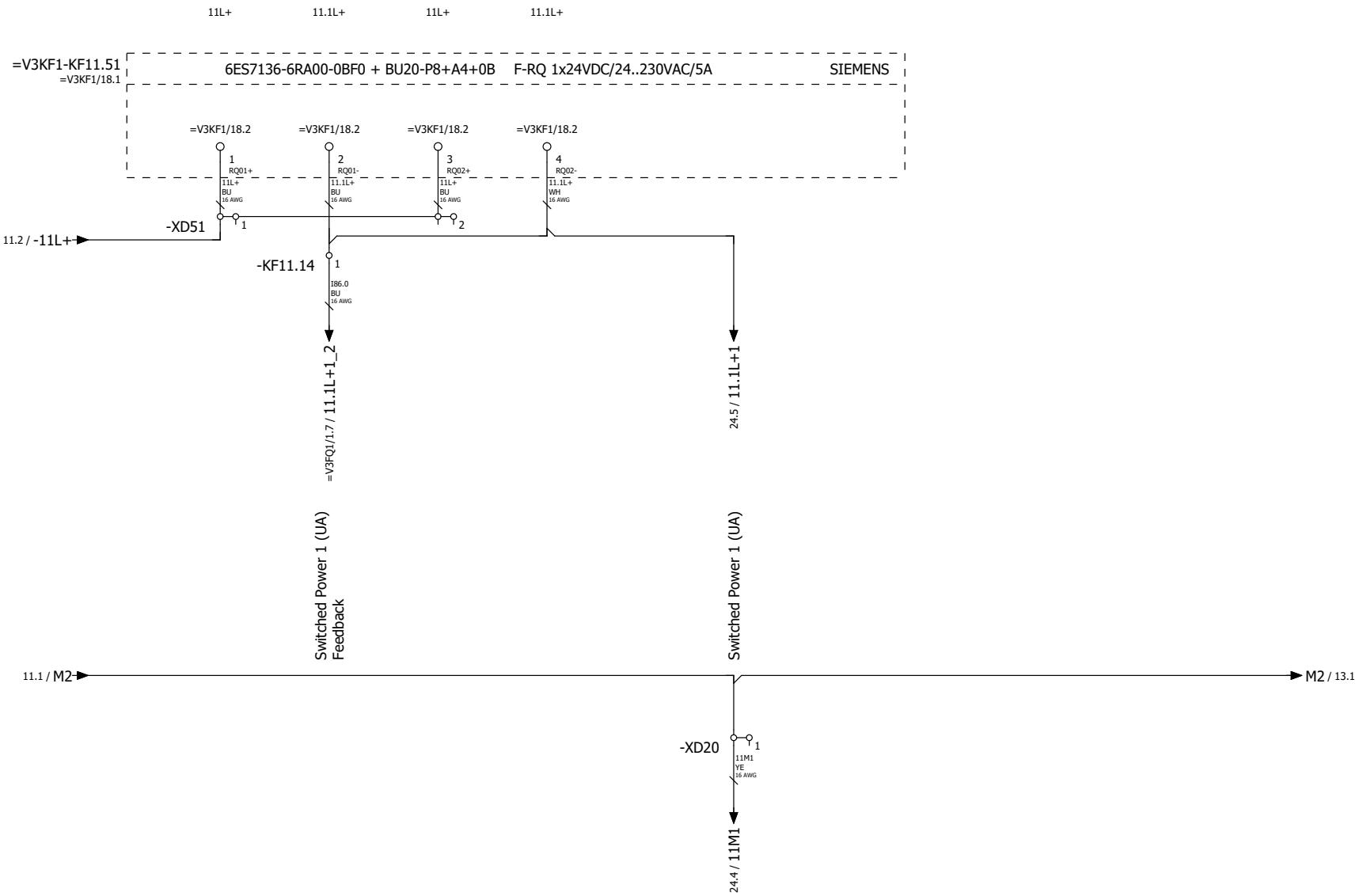

11 13

			Date	12/14/2022	Volvo Trucks North America	Valiant TMS	Power distribution 24VDC 11L+	Drawing name: =2V06&EFS_EL	= V3WC4	
			Ed.	MKLEPADLO					+ V3UC11	
			Appr		P6700 Rear Wall - Cell 2V06			Document type: EFS	Project nr: 22-16148	Page 12
Modification	Date	Name	Original		Replacement of	Replaced by	Scale 1:1			1460

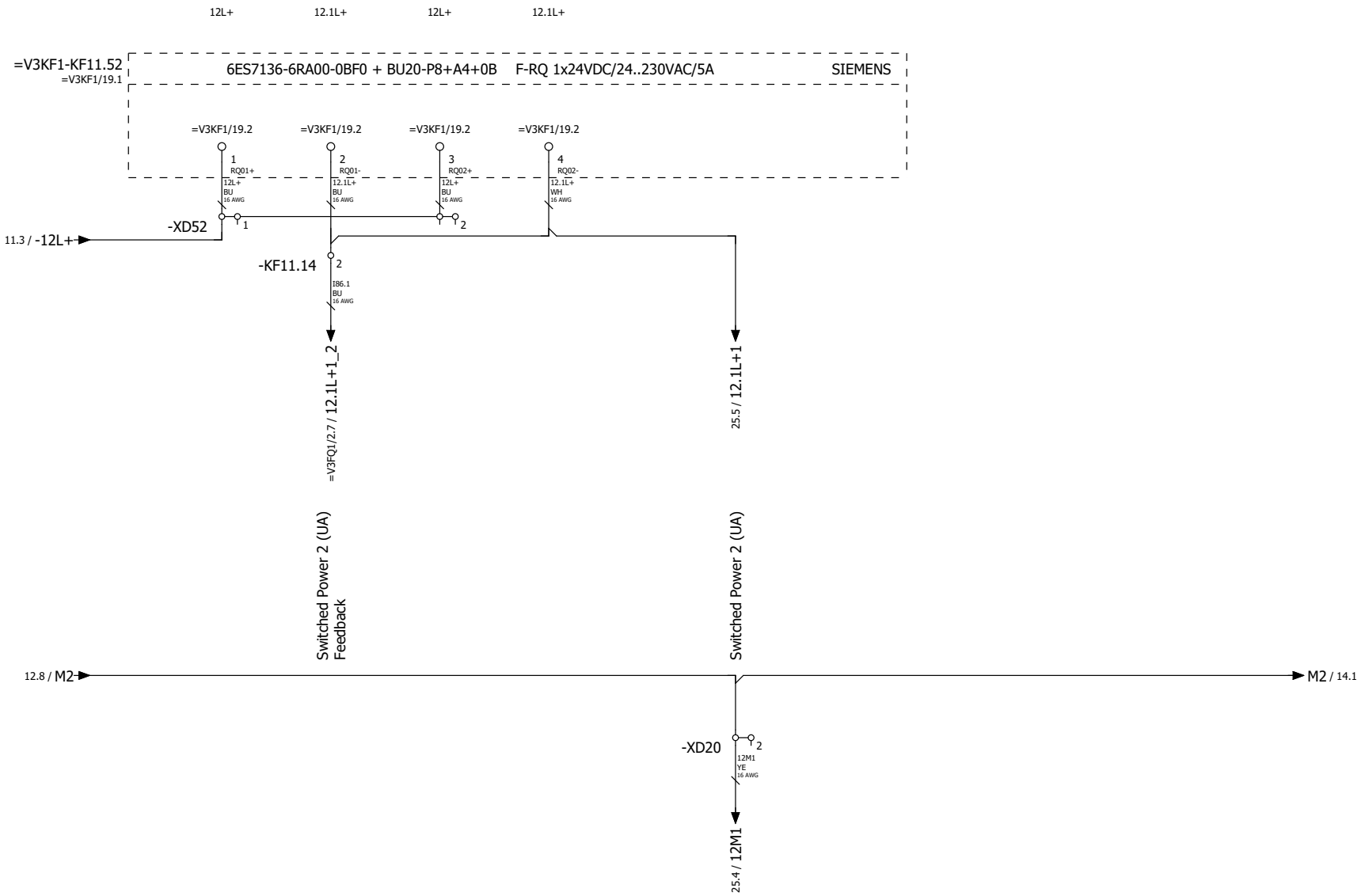

12 14

			Date	12/14/2022	Volvo Trucks North America		Valiant TMS	Power distribution 24VDC 12L+	Drawing name: =2V06&EFS_EL	= V3WC4
			Ed.	MKLEPADLO						+ V3UC11
			Appr		P6700 Rear Wall - Cell 2V06				Document type: EFS	Project nr: 22-16148 Page 13
Modification	Date	Name	Original		Replacement of	Replaced by	Scale 1:1			1460

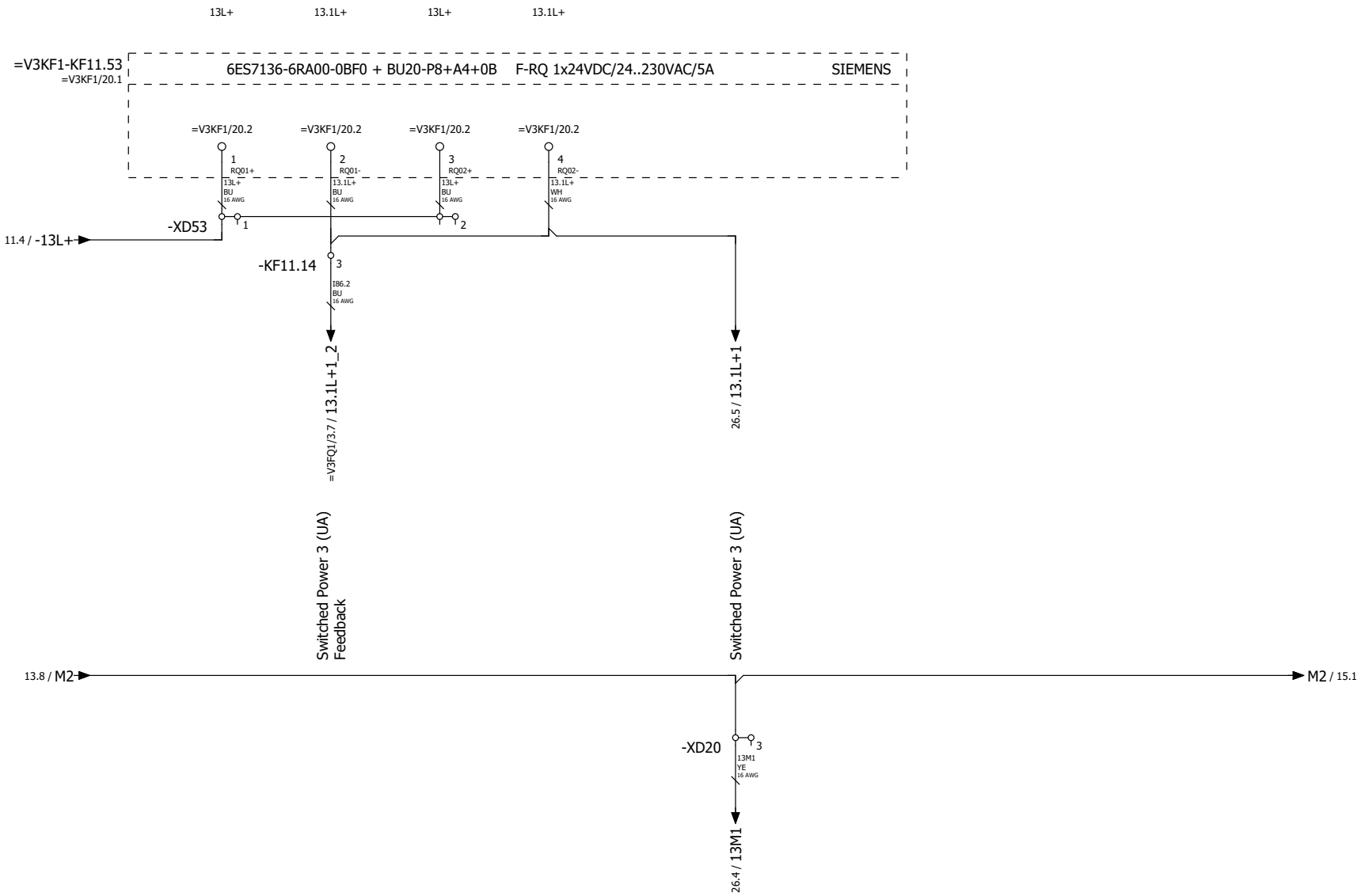

13 15

			Date	12/14/2022	Volvo Trucks North America		Valiant TMS	Power distribution 24VDC 13L+	Drawing name: =2V06&EFS_EL	= V3WC4
			Ed.	MKLEPADLO						+ V3UC11
			Appr		P6700 Rear Wall - Cell 2V06				Document type: EFS	Project nr: 22-16148
Modification	Date	Name	Original		Replacement of	Replaced by	Scale 1:1			Page 14 / 1460

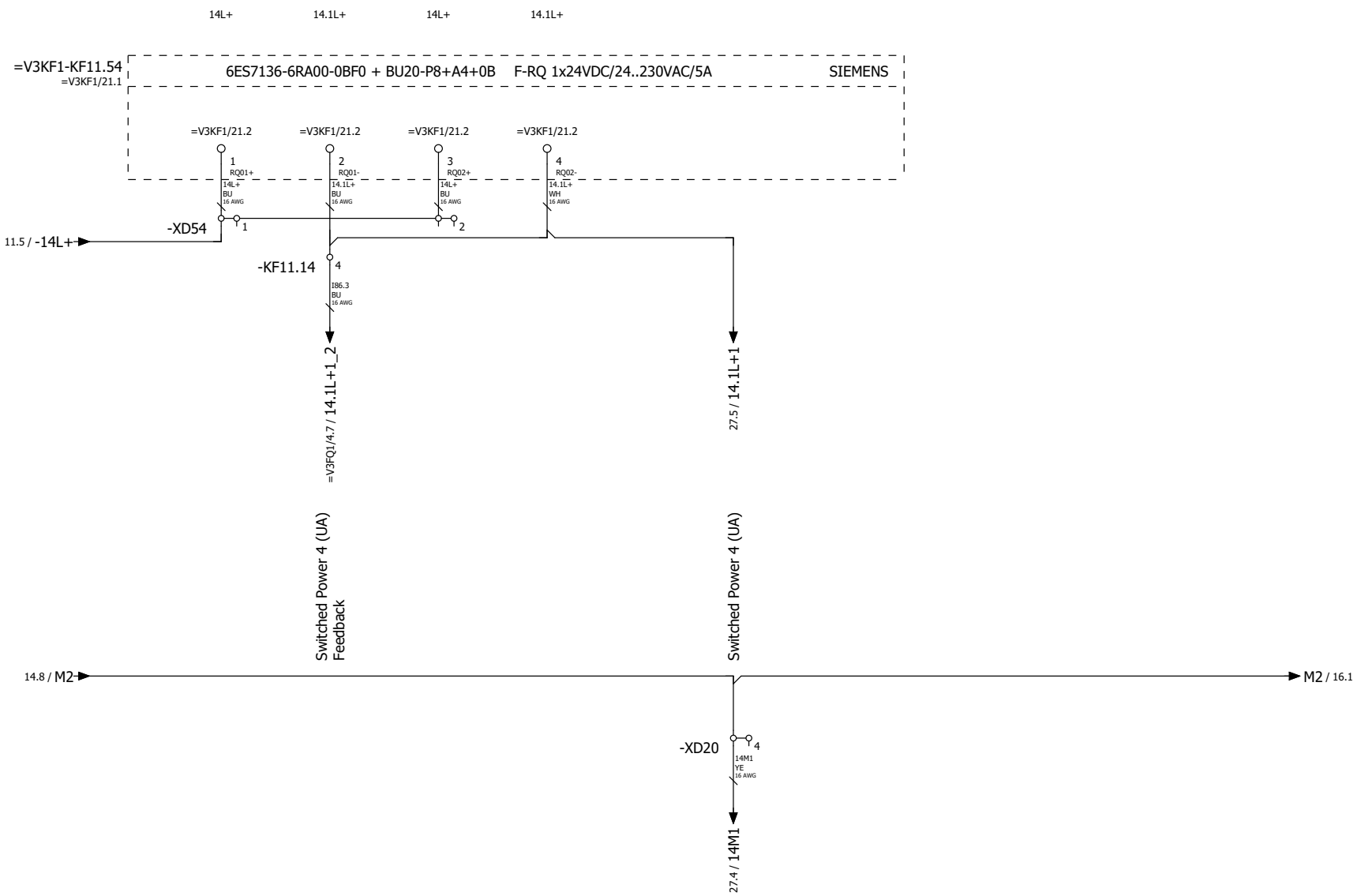

			Date	12/14/2022	Volvo Trucks North America	Valiant TMS	Power distribution 24VDC 14L+	Drawing name: =2V06&EFS_EL	= V3WC4	
			Ed.	MKLEPADLO					+ V3UC11	
			Appr		P6700 Rear Wall - Cell 2V06			Document type: EFS	Project nr: 22-16148	Page 15
Modification	Date	Name	Original		Replacement of	Replaced by	Scale 1:1			1460

15 17

			Date	12/14/2022	Volvo Trucks North America		Valiant TMS	Power distribution 24VDC 15L+	Drawing name: =2V06&EFS_EL	= V3WC4
			Ed.	MKLEPADLO						+ V3UC11
			Appr		P6700 Rear Wall - Cell 2V06				Document type: EFS	Project nr: 22-16148 Page 16
Modification	Date	Name	Original		Replacement of	Replaced by	Scale 1:1			1460

16 18

			Date	12/14/2022	Volvo Trucks North America		Valiant TMS	Power distribution 24VDC 16L+	Drawing name: =2V06&EFS_EL	= V3WC4
			Ed.	MKLEPADLO						+ V3UC11
			Appr		P6700 Rear Wall - Cell 2V06				Document type: EFS	Project nr: 22-16148 Page 17
Modification	Date	Name	Original		Replacement of	Replaced by	Scale 1:1			1460

17 19

			Date	12/14/2022	Volvo Trucks North America		Valiant TMS	Power distribution 24VDC 17L+	Drawing name: =2V06&EFS_EL	= V3WC4
			Ed.	MKLEPADLO						+ V3UC11
			Appr		P6700 Rear Wall - Cell 2V06				Document type: EFS	Project nr: 22-16148 Page 18
Modification	Date	Name	Original		Replacement of	Replaced by	Scale 1:1			1460

18 20

			Date	12/14/2022	Volvo Trucks North America		Valiant TMS	Power distribution 24VDC 18L+	Drawing name: =2V06&EFS_EL	= V3WC4
			Ed.	MKLEPADLO						+ V3UC11
			Appr		P6700 Rear Wall - Cell 2V06				Document type: EFS	Project nr: 22-16148 Page 19
Modification	Date	Name	Original		Replacement of	Replaced by	Scale 1:1			1460

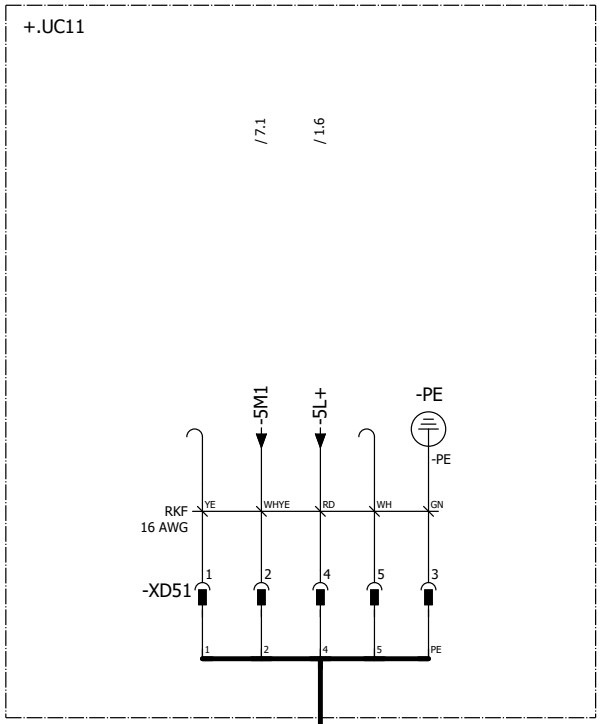

POWER IN / POWER OUT

Pin 1: 0 V UA
Pin 2: 0 V US
Pin 3: FE
Pin 4: +24 V US / 9 A
Pin 5: +24 V UA / 9 A

Pin #	WIRE	COLOR
Pin 1	N/C	YE
Pin 2	-5M1	WHYE
Pin 3	GND	GN
Pin 4	-5L+	RD
Pin 5	N/C	WH

+.UC32-W1
+.UC32/1.1

			Date	12/14/2022	Volvo Trucks North America	Valiant TMS	24VDC Unswitched Power 1	Drawing name: =2V06&EFS_EL	= V3WC4
			Ed.	MKLEPADLO					+ V3UC11
			Appr		P6700 Rear Wall - Cell 2V06			Document type: EFS	Project nr: 22-16148 Page 20
Modification	Date	Name	Original		Replacement of / Replaced by	Scale 1:1			1460

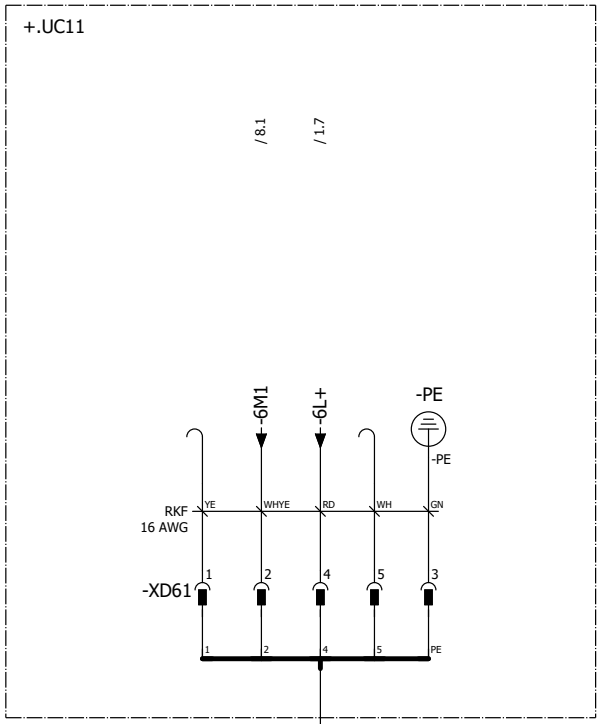

POWER IN / POWER OUT

Pin 1: 0 V UA
Pin 2: 0 V US
Pin 3: FE
Pin 4: +24 V US / 9 A
Pin 5: +24 V UA / 9 A

Pin #	WIRE	COLOR
Pin 1	N/C	YE
Pin 2	-6M1	WHYE
Pin 3	GND	GN
Pin 4	-6L+	RD
Pin 5	N/C	WH

-UNSWITCHEDPWR2

			Date	12/14/2022	Volvo Trucks North America	Valiant TMS	24VDC Unswitched Power 2	Drawing name: =2V06&EFS_EL	= V3WC4
			Ed.	MKLEPADLO					+ V3UC11
			Appr		P6700 Rear Wall - Cell 2V06			Document type: EFS	Project nr: 22-16148 Page 21
Modification	Date	Name	Original		Replacement of / Replaced by	Scale 1:1			1460

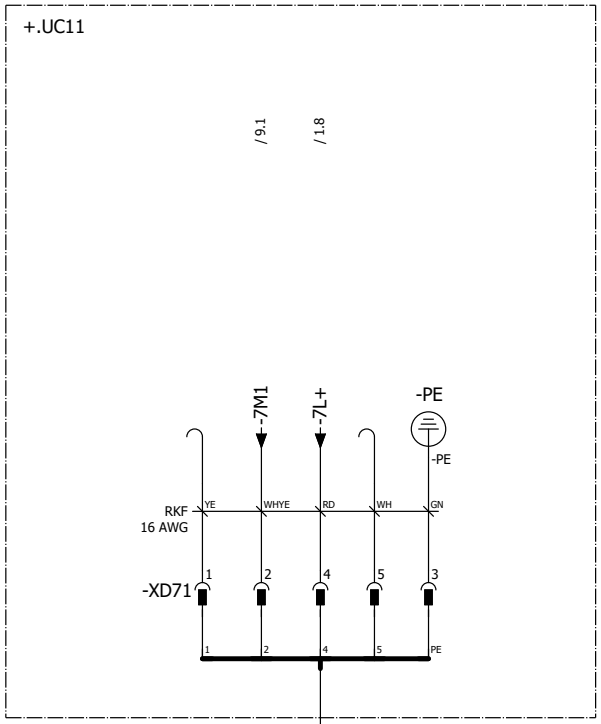

POWER IN / POWER OUT

Pin 1: 0 V UA
Pin 2: 0 V US
Pin 3: FE
Pin 4: +24 V US / 9 A
Pin 5: +24 V UA / 9 A

Pin #	WIRE	COLOR
Pin 1	N/C	YE
Pin 2	-7M1	WHYE
Pin 3	GND	GN
Pin 4	-7L+	RD
Pin 5	N/C	WH

+.FQ1-BG1
=V3FQ1+.FQ1/1.3

21

23

			Date	12/14/2022	Volvo Trucks North America	Valiant TMS	24VDC Unswitched Power 3	Drawing name: =2V06&EFS_EL	= V3WC4	
			Ed.	MKLEPADLO					+ V3UC11	
			Appr		P6700 Rear Wall - Cell 2V06			Document type: EFS	Project nr: 22-16148	Page 22
Modification	Date	Name	Original		Replacement of / Replaced by	Scale 1:1				1460

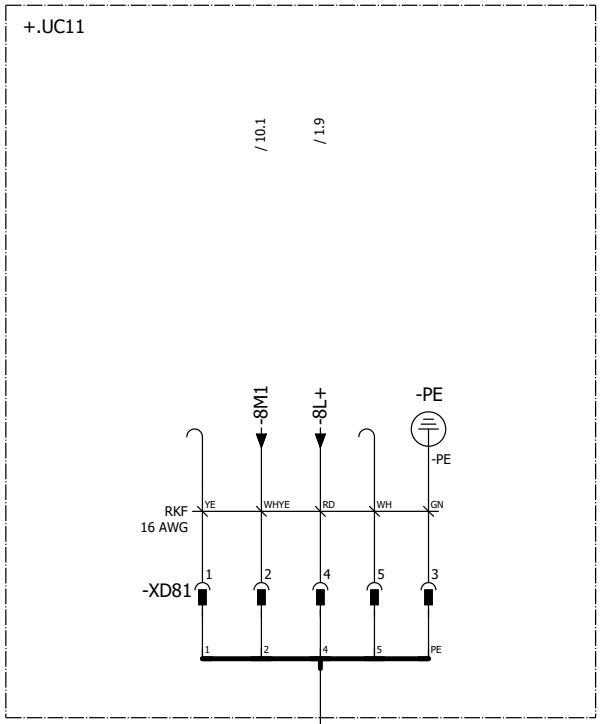

POWER IN / POWER OUT

Pin 1: 0 V UA
Pin 2: 0 V US
Pin 3: FE
Pin 4: +24 V US / 9 A
Pin 5: +24 V UA / 9 A

Pin #	WIRE	COLOR
Pin 1	N/C	YE
Pin 2	-8M1	WHYE
Pin 3	GND	GN
Pin 4	-8L+	RD
Pin 5	N/C	WH

			Date	12/22/2022	Volvo Trucks North America	Valiant TMS	24VDC Unswitched Power 4	Drawing name: =2V06&EFS_EL	= V3WC4
			Ed.	KMAFFRE					+ V3UC11
			Appr		P6700 Rear Wall - Cell 2V06			Document type: EFS	Project nr: 22-16148 Page 23
Modification	Date	Name	Original		Replacement of / Replaced by	Scale 1:1			1460

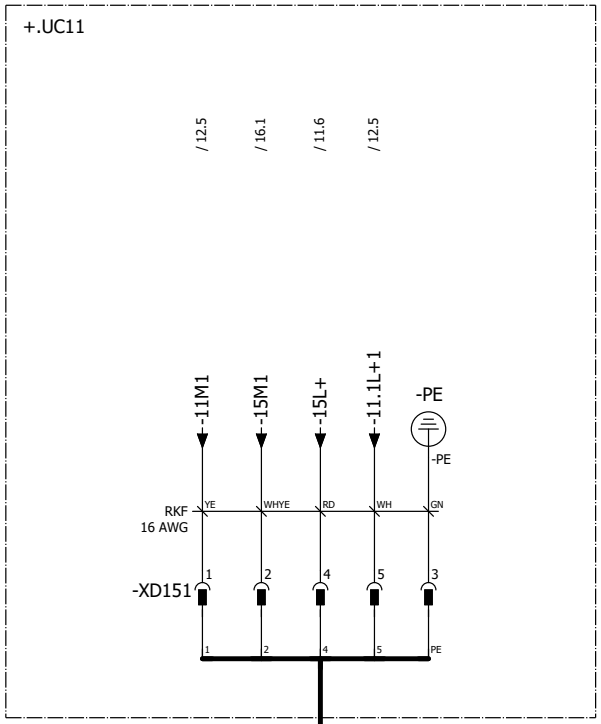

POWER IN / POWER OUT

Pin 1: 0 V UA
Pin 2: 0 V US
Pin 3: FE
Pin 4: +24 V US / 9 A
Pin 5: +24 V UA / 9 A

Pin #	WIRE	COLOR
Pin 1	-11M1	YE
Pin 2	-15M1	WHYE
Pin 3	GND	GN
Pin 4	-15L+	RD
Pin 5	-11.1L+1	WH

+V3UQ51-W1
=V3UQ51KF1+.UQ51/1.1

23

25

			Date	12/14/2022	Volvo Trucks North America	Valiant TMS	24VDC Switched Power 1	Drawing name: =2V06&EFS_EL	= V3WC4	
			Ed.	MKLEPADLO					+ V3UC11	
			Appr		P6700 Rear Wall - Cell 2V06			Document type: EFS	Project nr: 22-16148	Page 24
Modification	Date	Name	Original		Replacement of / Replaced by	Scale 1:1				1460

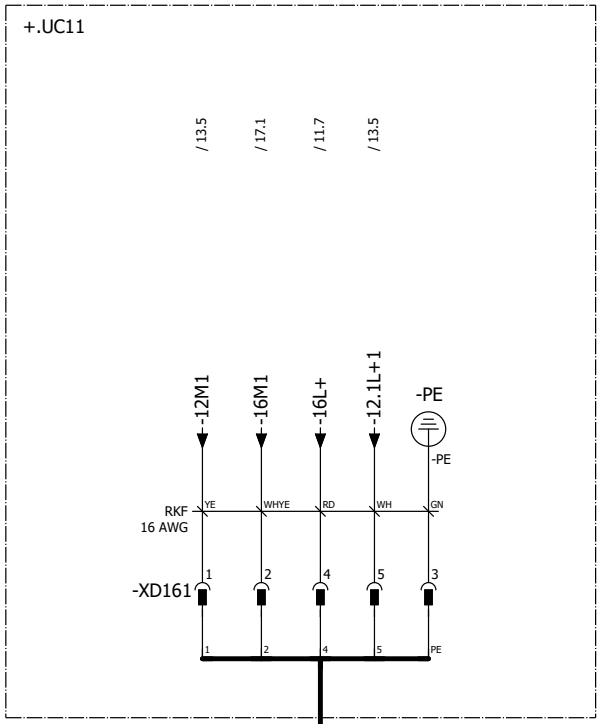

POWER IN / POWER OUT

Pin 1: 0 V UA
Pin 2: 0 V US
Pin 3: FE
Pin 4: +24 V US / 9 A
Pin 5: +24 V UA / 9 A

Pin #	WIRE	COLOR
Pin 1	-12M1	YE
Pin 2	-16M1	WHYE
Pin 3	GND	GN
Pin 4	-16L+	RD
Pin 5	-12.1L+1	WH

+V3UQ52-W1
=V3UQ52KF1+.UQ52/1.1

			Date	12/14/2022	Volvo Trucks North America	Valiant TMS	24VDC Switched Power 2	Drawing name: =2V06&EFS_EL	= V3WC4
			Ed.	MKLEPADLO					+ V3UC11
			Appr		P6700 Rear Wall - Cell 2V06			Document type: EFS	Project nr: 22-16148 Page 25
Modification	Date	Name	Original		Replacement of / Replaced by	Scale 1:1			1460

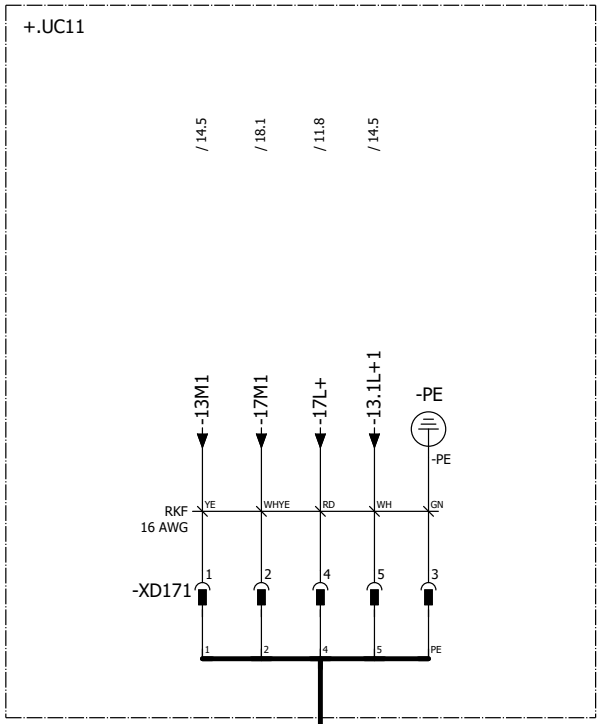

POWER IN / POWER OUT

Pin 1: 0 V UA
Pin 2: 0 V US
Pin 3: FE
Pin 4: +24 V US / 9 A
Pin 5: +24 V UA / 9 A

Pin #	WIRE	COLOR
Pin 1	-13M1	YE
Pin 2	-17M1	WHYE
Pin 3	GND	GN
Pin 4	-17L+	RD
Pin 5	-13.1L+1	WH

+.UN1-W1
=V3UN1KF1+.UN1/1.1

25

27

			Date	12/14/2022	Volvo Trucks North America	Valiant TMS	24VDC Switched Power 3	Drawing name: =2V06&EFS_EL	= V3WC4	
			Ed.	MKLEPADLO					+ V3UC11	
			Appr		P6700 Rear Wall - Cell 2V06			Document type: EFS	Project nr: 22-16148	Page 26
Modification	Date	Name	Original		Replacement of / Replaced by	Scale 1:1				1460

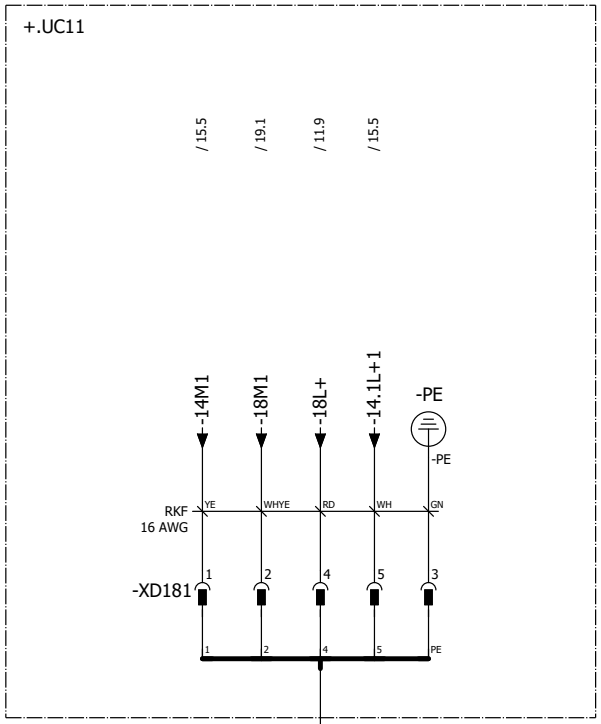

POWER IN / POWER OUT

Pin 1: 0 V UA
Pin 2: 0 V US
Pin 3: FE
Pin 4: +24 V US / 9 A
Pin 5: +24 V UA / 9 A

Pin #	WIRE	COLOR
Pin 1	-14M1	YE
Pin 2	-18M1	WHYE
Pin 3	GND	GN
Pin 4	-18L+	RD
Pin 5	-14.1L+1	WH

-SWITCHEDPWR4

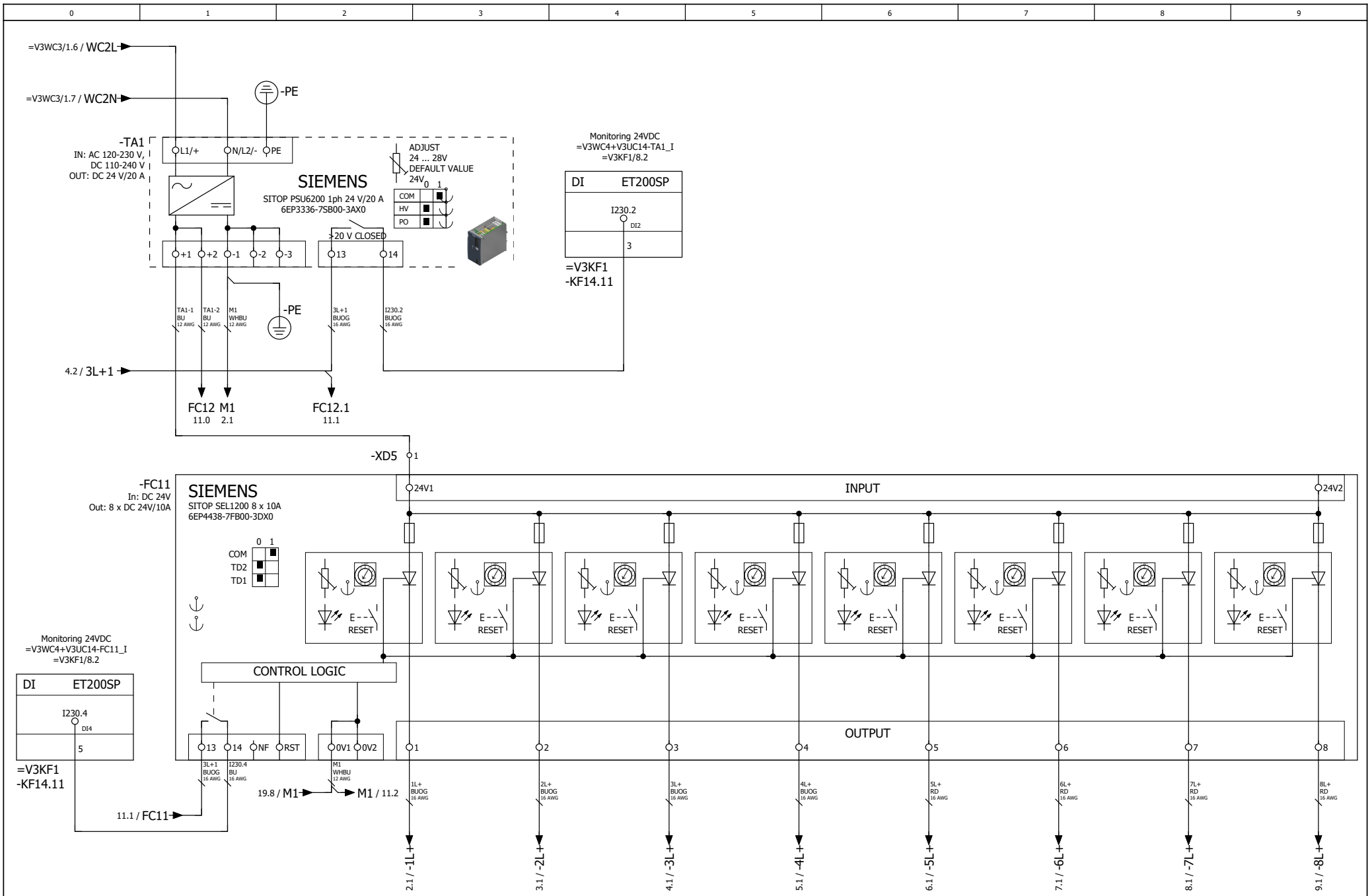

+.UC11/27

2

			Date	12/14/2022	Volvo Trucks North America	Valiant TMS	Power distribution 24VDC for Inputs	Drawing name: =2V06&EFS_EL	= V3WC4
			Ed.	MKLEPADLO					+ V3UC14
			Appr		P6700 Rear Wall - Cell 2V06			Document type: EFS	Project nr: 22-16148
Modification	Date	Name	Original		Replacement of	Replaced by	Scale 1:1		Page 1 / 1460



			Date	12/14/2022	Volvo Trucks North America		Valiant TMS	Power distribution 24VDC 1L+	Drawing name: =2V06&EFS_EL		= V3WC4
			Ed.	MKLEPADLO							+ V3UC14
			Appr		P6700 Rear Wall - Cell 2V06				Document type: EFS	Project nr: 22-16148	Page 2
Modification	Date	Name	Original		Replacement of	Replaced by	Scale 1:1				1460



			Date	12/14/2022	Volvo Trucks North America		Valiant TMS	Power distribution 24VDC 2L+	Drawing name: =2V06&EFS_EL		= V3WC4
			Ed.	MKLEPADLO							+ V3UC14
			Appr		P6700 Rear Wall - Cell 2V06				Document type: EFS	Project nr: 22-16148	Page 3
Modification	Date	Name	Original		Replacement of	Replaced by	Scale 1:1				1460

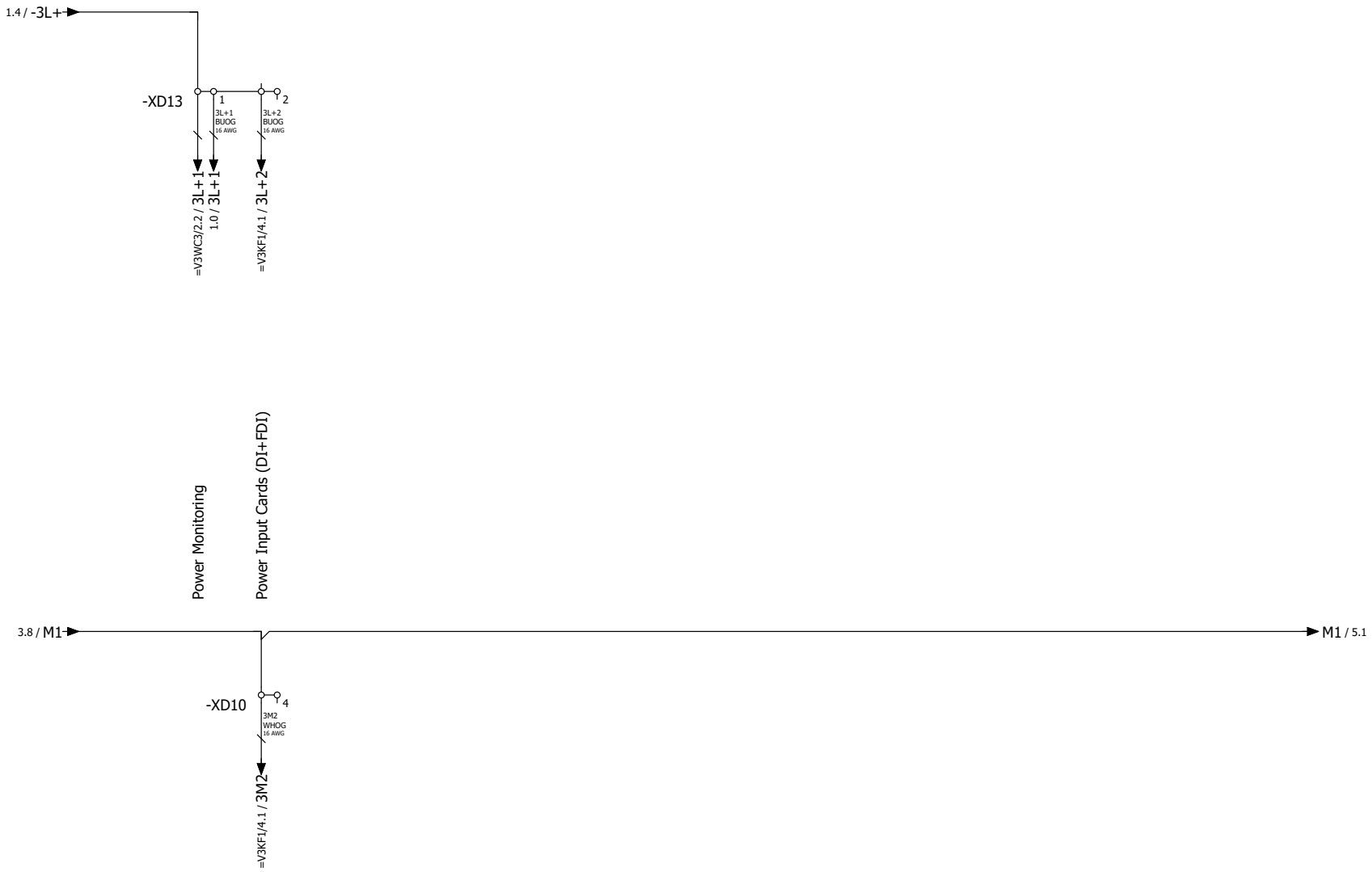

			Date	12/14/2022	Volvo Trucks North America		Valiant TMS	Power distribution 24VDC 3L+	Drawing name: =2V06&EFS_EL		= V3WC4
			Ed.	MKLEPADLO							+ V3UC14
			Appr		P6700 Rear Wall - Cell 2V06				Document type: EFS	Project nr: 22-16148	Page 4
Modification	Date	Name	Original		Replacement of	Replaced by	Scale 1:1				1460



			Date	12/14/2022	Volvo Trucks North America		Valiant TMS	Power distribution 24VDC 4L+	Drawing name: =2V06&EFS_EL		= V3WC4
			Ed.	MKLEPADLO							+ V3UC14
			Appr		P6700 Rear Wall - Cell 2V06				Document type: EFS	Project nr: 22-16148	Page 5
Modification	Date	Name	Original		Replacement of	Replaced by	Scale 1:1				1460

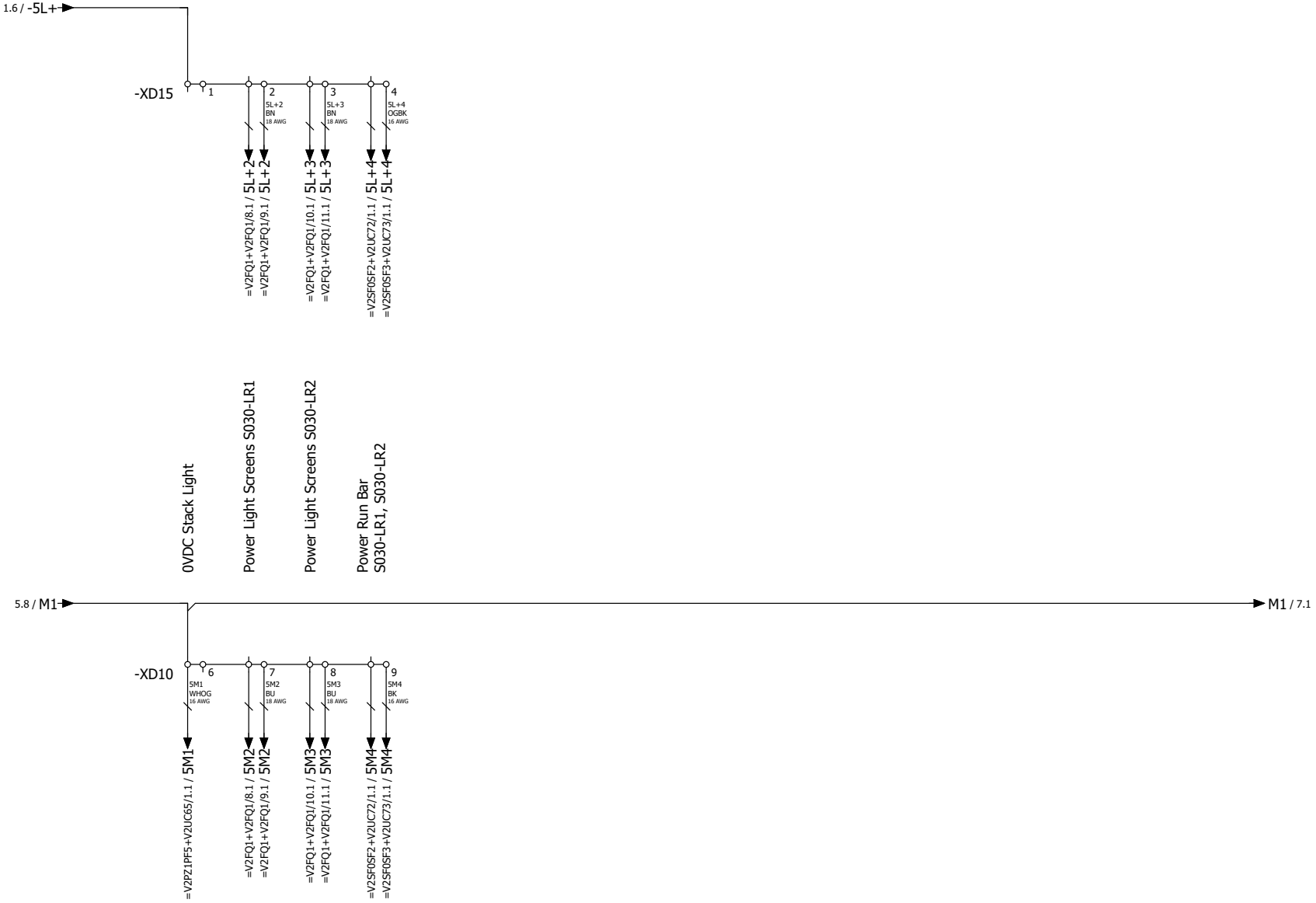

5 7

			Date	12/14/2022	Volvo Trucks North America		Valiant TMS	Power distribution 24VDC 5L+	Drawing name: =2V06&EFS_EL	= V3WC4
			Ed.	MKLEPADLO						+ V3UC14
			Appr		P6700 Rear Wall - Cell 2V06				Document type: EFS	Project nr: 22-16148
Modification	Date	Name	Original		Replacement of	Replaced by	Scale 1:1			Page 6 / 1460



			Date	12/14/2022	Volvo Trucks North America		Valiant TMS	Power distribution 24VDC 6L+	Drawing name: =2V06&EFS_EL		= V3WC4
			Ed.	MKLEPADLO							+ V3UC14
			Appr		P6700 Rear Wall - Cell 2V06				Document type: EFS	Project nr: 22-16148	Page 7
Modification	Date	Name	Original		Replacement of	Replaced by	Scale 1:1				1460



7 9

			Date	12/14/2022	Volvo Trucks North America		Valiant TMS	Power distribution 24VDC 7L+	Drawing name: =2V06&EFS_EL	= V3WC4
			Ed.	MKLEPADLO						+ V3UC14
			Appr		P6700 Rear Wall - Cell 2V06				Document type: EFS	Project nr: 22-16148 Page 8
Modification	Date	Name	Original		Replacement of	Replaced by	Scale 1:1			1460

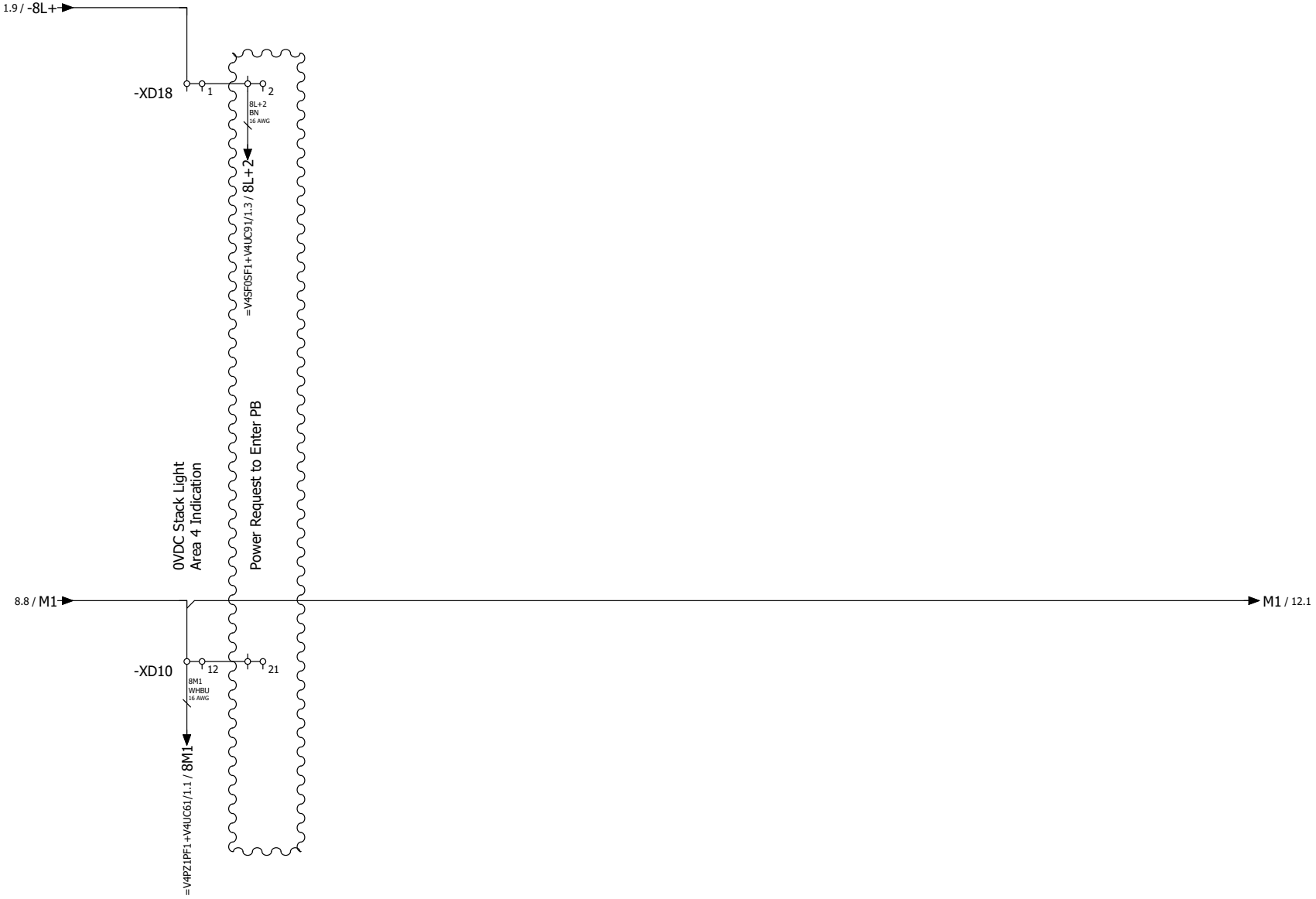

			Date	12/22/2022	Volvo Trucks North America		Valiant TMS	Power distribution 24VDC 8L+	Drawing name: =2V06&EFS_EL		= V3WC4
			Ed.	KMAFFRE							+ V3UC14
			Appr		P6700 Rear Wall - Cell 2V06				Document type: EFS	Project nr: 22-16148	Page 9
Modification	Date	Name	Original		Replacement of	Replaced by	Scale 1:1				1460

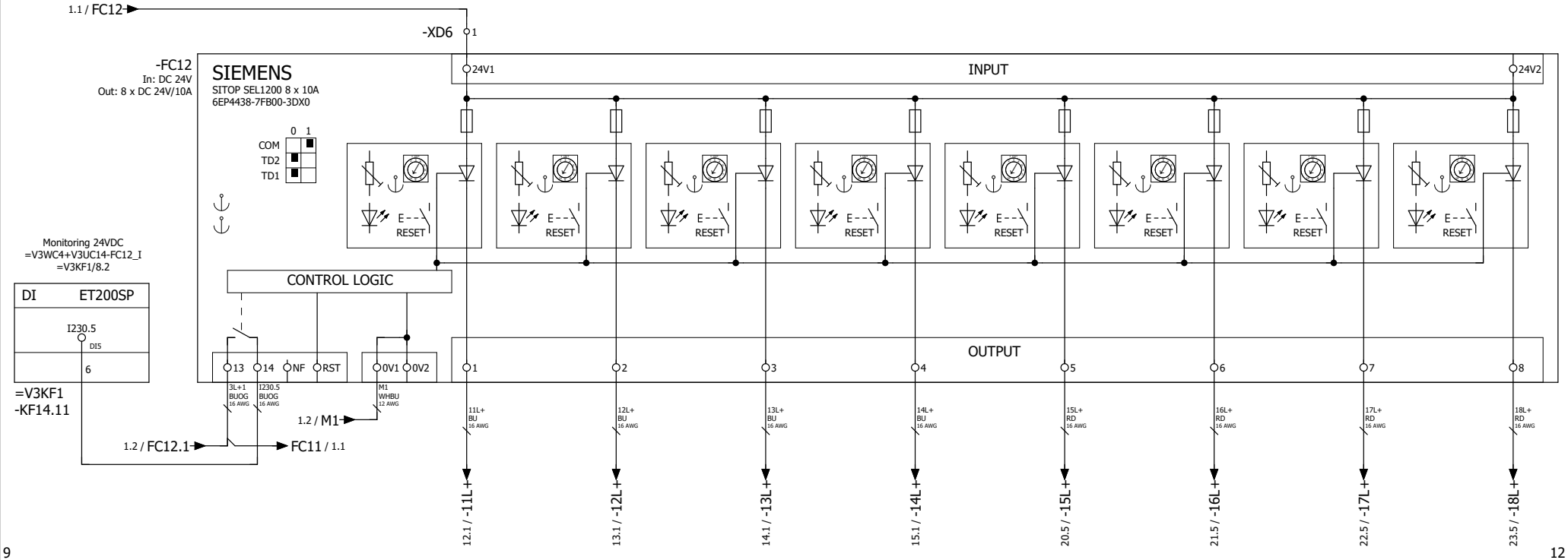

9 12

			Date	12/14/2022	Volvo Trucks North America	Valiant TMS	Power distribution 24VDC (Below Disconnect)	Drawing name: =2V06&EFS_EL	= V3WC4
			Ed.	MKLEPADLO					+ V3UC14
			Appr		P6700 Rear Wall - Cell 2V06			Document type: EFS	Project nr: 22-16148
Modification	Date	Name	Original		Replacement of	Replaced by	Scale 1:1		Page 11 / 1460

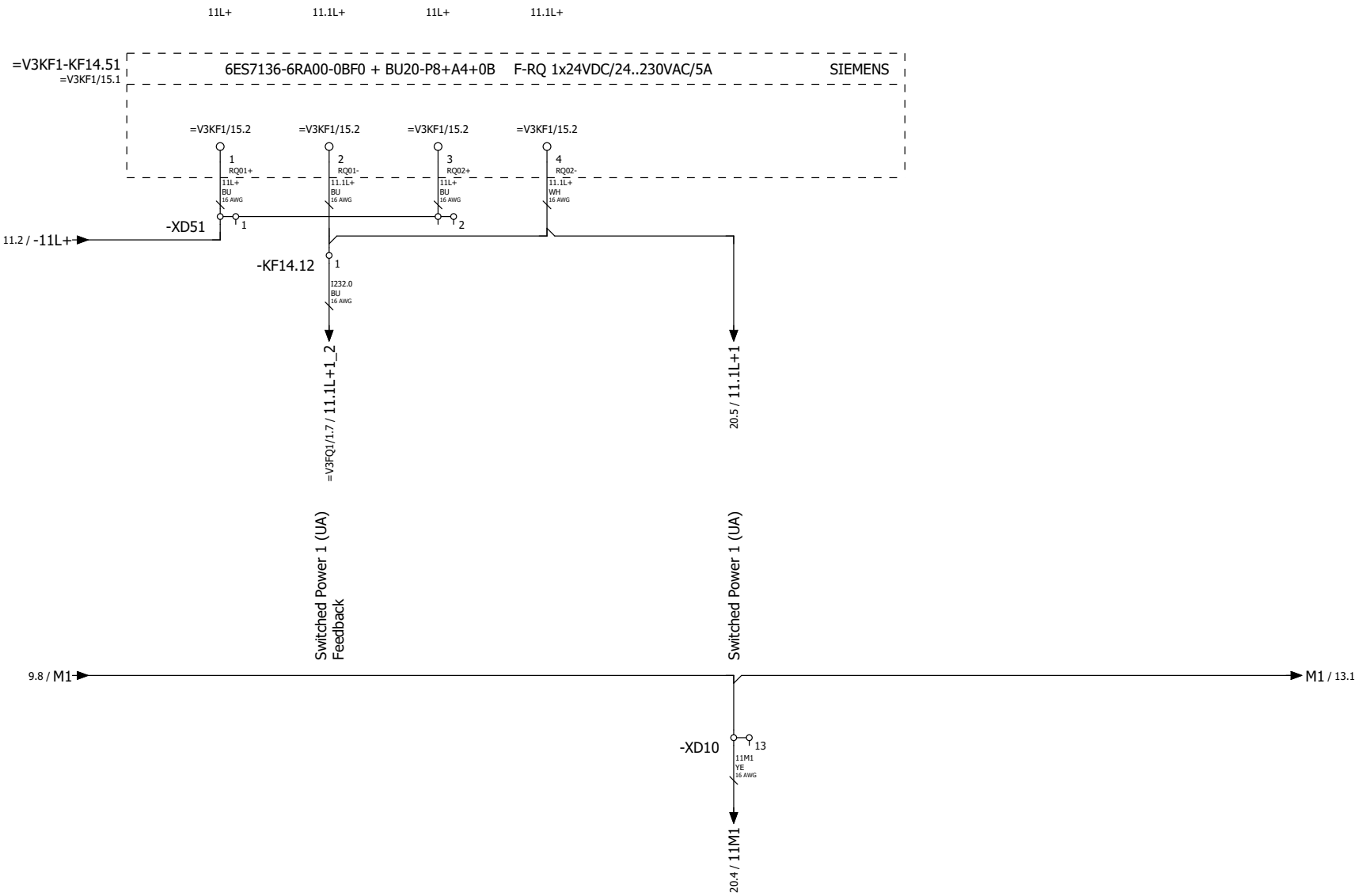

11 13

			Date	12/14/2022	Volvo Trucks North America		Valiant TMS	Power distribution 24VDC 11L+	Drawing name: =2V06&EFS_EL	= V3WC4
			Ed.	MKLEPADLO						+ V3UC14
			Appr		P6700 Rear Wall - Cell 2V06				Document type: EFS	Project nr: 22-16148
Modification	Date	Name	Original		Replacement of	Replaced by	Scale 1:1			Page 12 / 1460

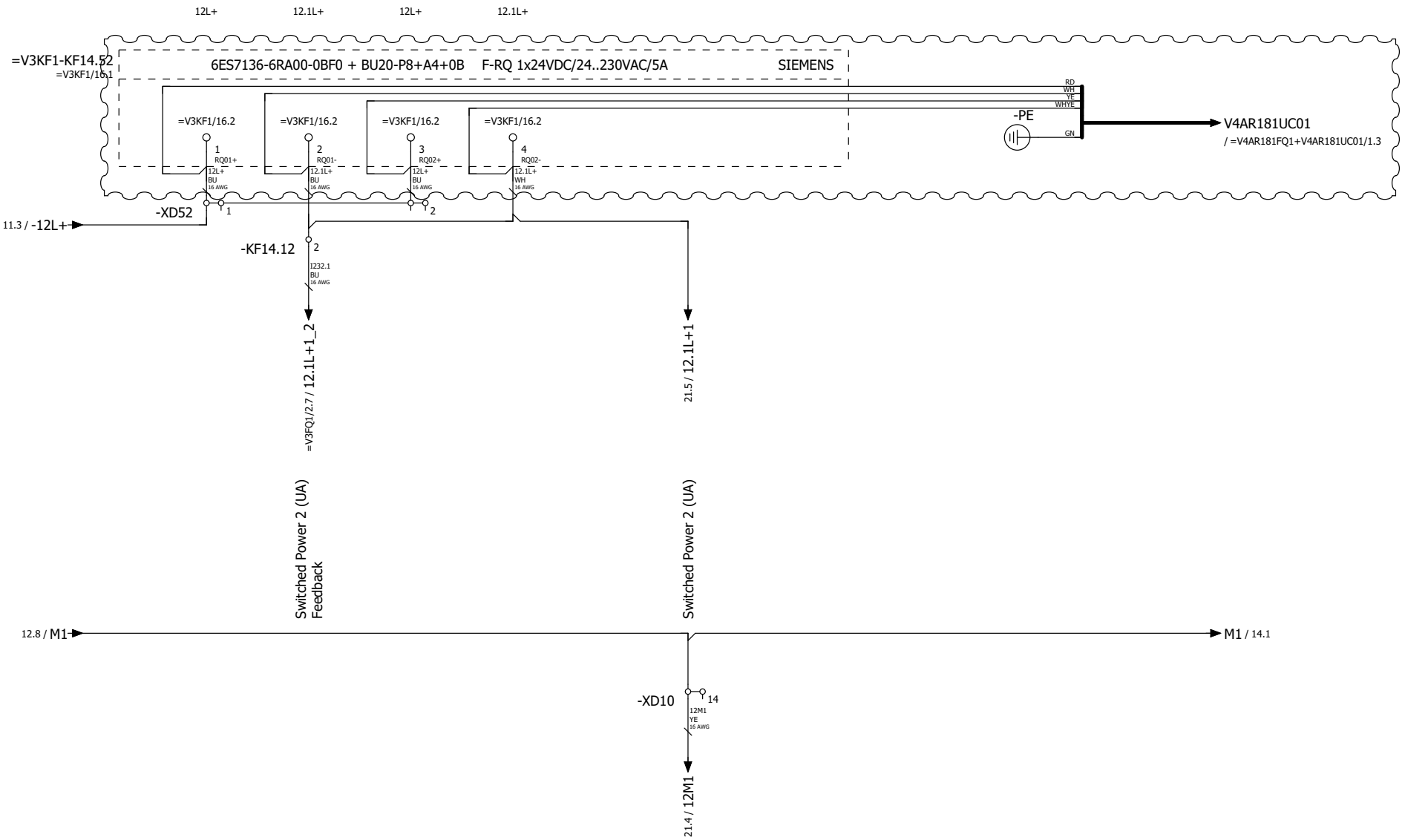

12 14

			Date	12/16/2022	Volvo Trucks North America	Valiant TMS	Power distribution 24VDC 12L+	Drawing name: =2V06&EFS_EL	= V3WC4	
			Ed.	MKLEPADLO					+ V3UC14	
			Appr		P6700 Rear Wall - Cell 2V06			Document type: EFS	Project nr: 22-16148	Page 13
Modification	Date	Name	Original		Replacement of	Replaced by	Scale 1:1			1460

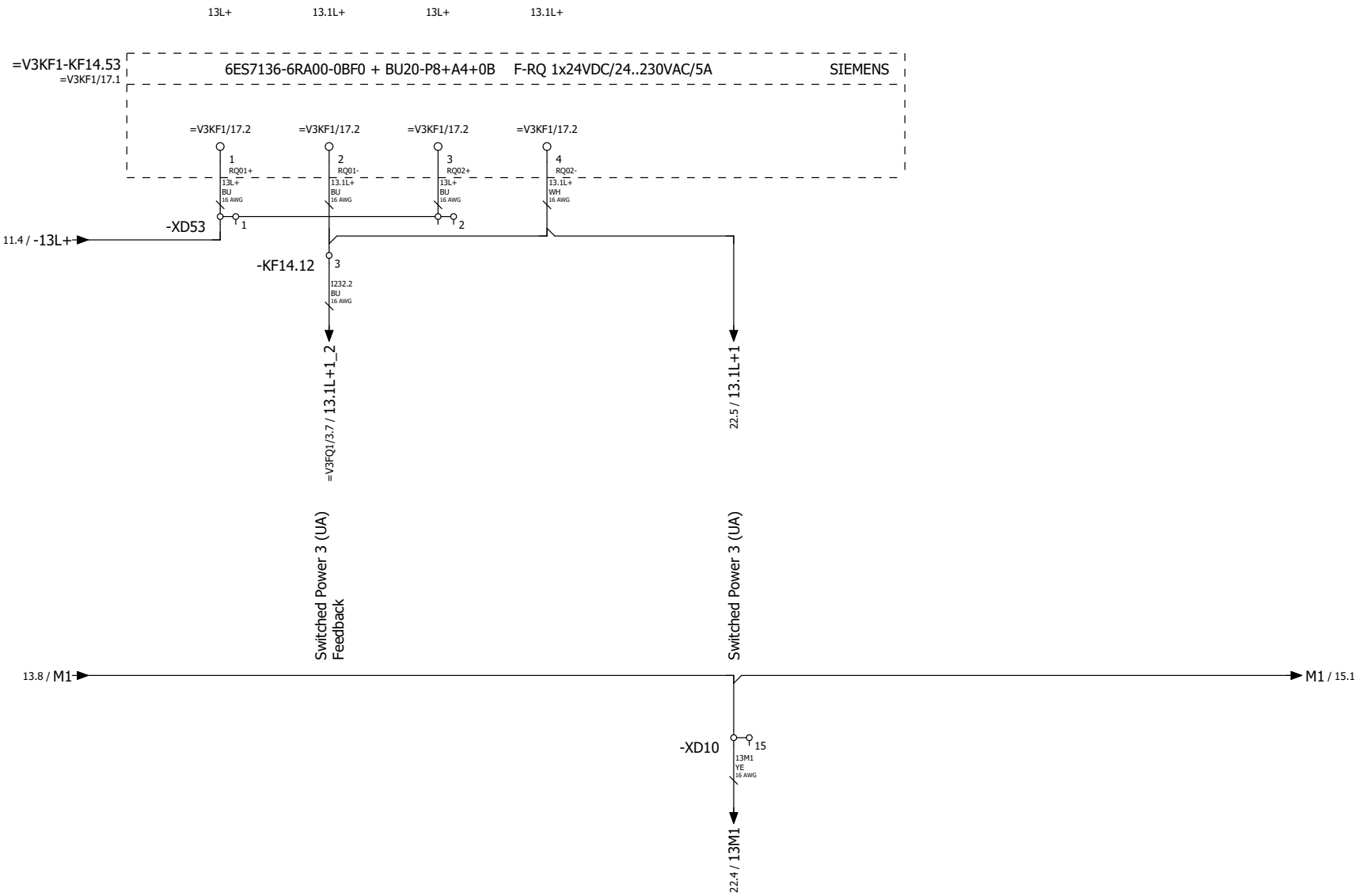

13 15

			Date	12/14/2022	Volvo Trucks North America	Valiant TMS	Power distribution 24VDC 13L+	Drawing name: =2V06&EFS_EL	= V3WC4	
			Ed.	MKLEPADLO					+ V3UC14	
			Appr		P6700 Rear Wall - Cell 2V06			Document type: EFS	Project nr: 22-16148	Page 14
Modification	Date	Name	Original		Replacement of	Replaced by	Scale 1:1			1460

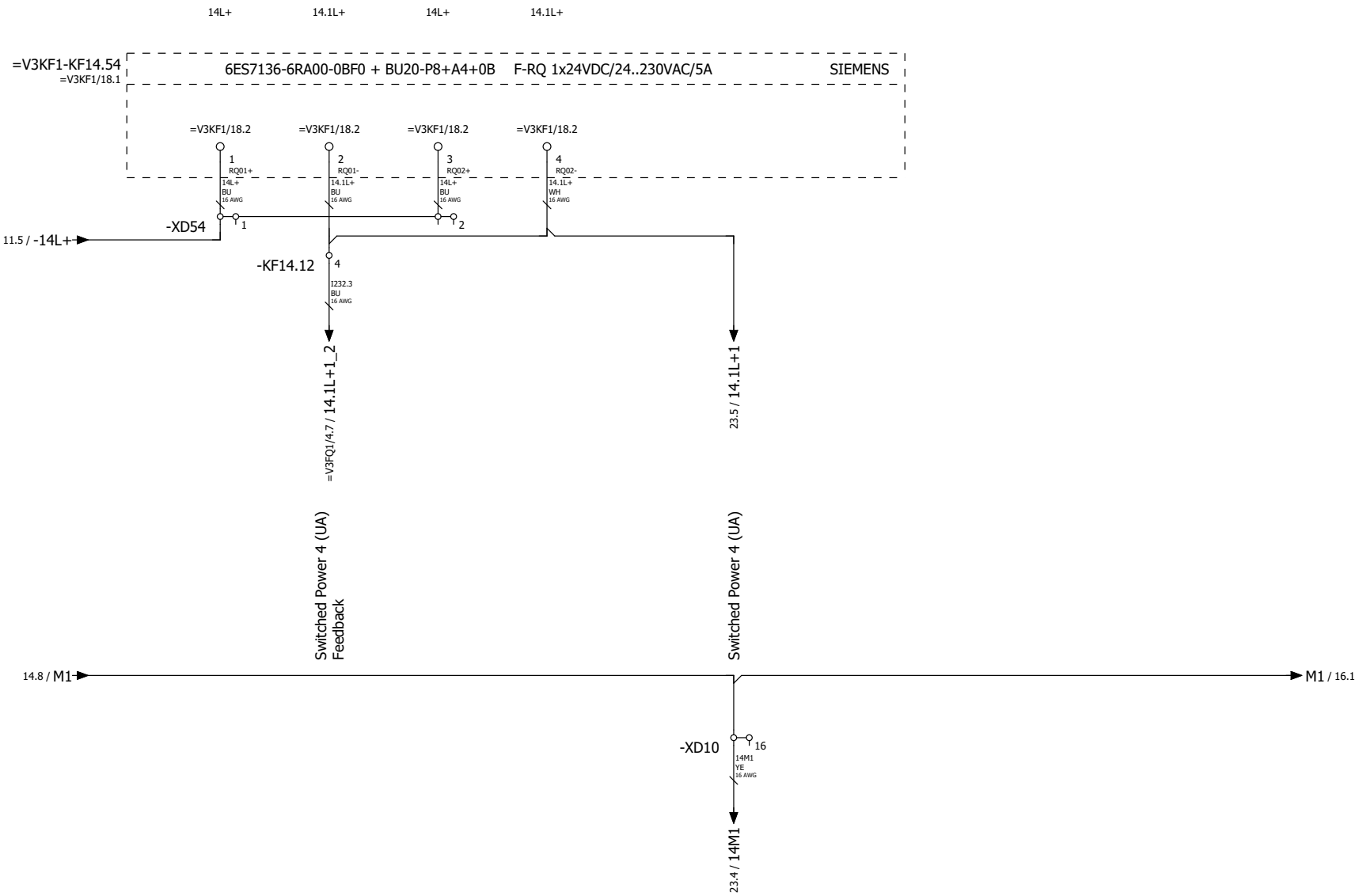

14 16

			Date	12/14/2022	Volvo Trucks North America	Valiant TMS	Power distribution 24VDC 14L+	Drawing name: =2V06&EFS_EL	= V3WC4	
			Ed.	MKLEPADLO					+ V3UC14	
			Appr		P6700 Rear Wall - Cell 2V06			Document type: EFS	Project nr: 22-16148	Page 15
Modification	Date	Name	Original		Replacement of	Replaced by	Scale 1:1			1460

15 17

			Date	12/14/2022	Volvo Trucks North America		Valiant TMS	Power distribution 24VDC 15L+	Drawing name: =2V06&EFS_EL		= V3WC4
			Ed.	MKLEPADLO							+ V3UC14
			Appr		P6700 Rear Wall - Cell 2V06				Document type: EFS	Project nr: 22-16148	Page 16
Modification	Date	Name	Original		Replacement of	Replaced by	Scale 1:1				1460

16 18

			Date	12/14/2022	Volvo Trucks North America		Valiant TMS	Power distribution 24VDC 16L+	Drawing name: =2V06&EFS_EL		= V3WC4
			Ed.	MKLEPADLO							+ V3UC14
			Appr		P6700 Rear Wall - Cell 2V06				Document type: EFS	Project nr: 22-16148	Page 17
Modification	Date	Name	Original		Replacement of	Replaced by	Scale 1:1				1460

17 19

			Date	12/14/2022	Volvo Trucks North America		Valiant TMS	Power distribution 24VDC 17L+	Drawing name: =2V06&EFS_EL		= V3WC4
			Ed.	MKLEPADLO							+ V3UC14
			Appr		P6700 Rear Wall - Cell 2V06				Document type: EFS	Project nr: 22-16148	Page 18
Modification	Date	Name	Original		Replacement of	Replaced by	Scale 1:1				1460

18 20

			Date	12/14/2022	Volvo Trucks North America		Valiant TMS	Power distribution 24VDC 18L+	Drawing name: =2V06&EFS_EL	= V3WC4
			Ed.	MKLEPADLO						+ V3UC14
			Appr		P6700 Rear Wall - Cell 2V06				Document type: EFS	Project nr: 22-16148 Page 19
Modification	Date	Name	Original		Replacement of	Replaced by	Scale 1:1			1460

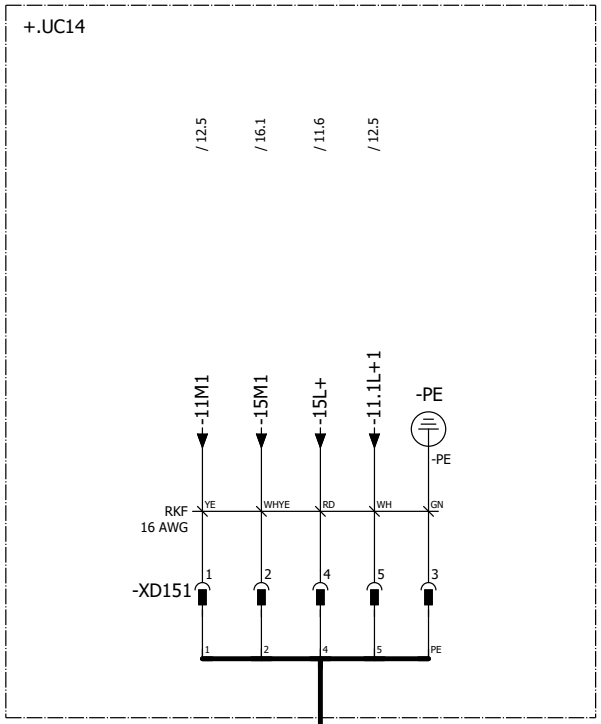

POWER IN / POWER OUT

Pin 1: 0 V UA
Pin 2: 0 V US
Pin 3: FE
Pin 4: +24 V US / 9 A
Pin 5: +24 V UA / 9 A

Pin #	WIRE	COLOR
Pin 1	-11M1	YE
Pin 2	-15M1	WHYE
Pin 3	GND	GN
Pin 4	-15L+	RD
Pin 5	-11.1L+1	WH

+V3PF1-W1
=V3PF1KF1+.PF1/1.1

			Date	12/14/2022	Volvo Trucks North America	Valiant TMS	24VDC Switched Power 1	Drawing name: =2V06&EFS_EL	= V3WC4
			Ed.	MKLEPADLO					+ V3UC14
			Appr		P6700 Rear Wall - Cell 2V06			Document type: EFS	Project nr: 22-16148 Page 20
Modification	Date	Name	Original		Replacement of / Replaced by	Scale 1:1			1460

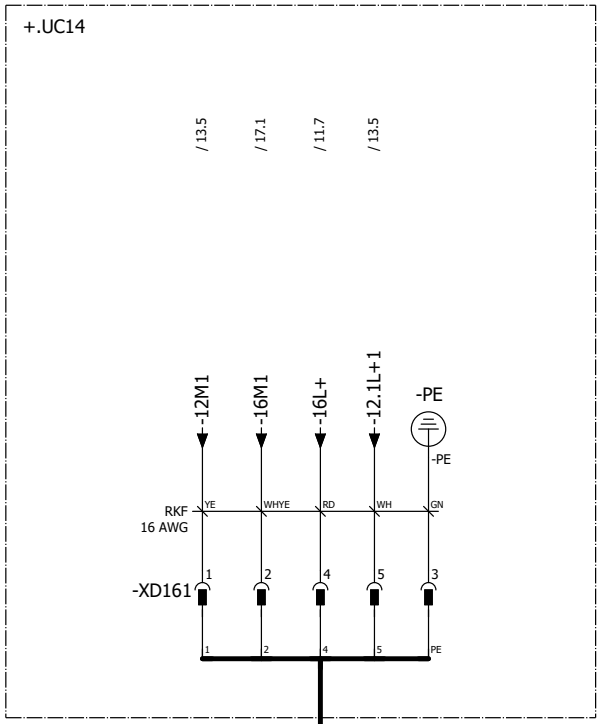

POWER IN / POWER OUT

Pin 1: 0 V UA
Pin 2: 0 V US
Pin 3: FE
Pin 4: +24 V US / 9 A
Pin 5: +24 V UA / 9 A

Pin #	WIRE	COLOR
Pin 1	-12M1	YE
Pin 2	-16M1	WHYE
Pin 3	GND	GN
Pin 4	-16L+	RD
Pin 5	-12.1L+1	WH

+V4LB1KF2-W1
=V4LB1KF2+V4LB1KF2/10.1

			Date	12/14/2022	Volvo Trucks North America	Valiant TMS	24VDC Switched Power 2	Drawing name: =2V06&EFS_EL	= V3WC4
			Ed.	MKLEPADLO					+ V3UC14
			Appr		P6700 Rear Wall - Cell 2V06			Document type: EFS	Project nr: 22-16148
Modification	Date	Name	Original		Replacement of / Replaced by	Scale 1:1			Page 21 / 1460

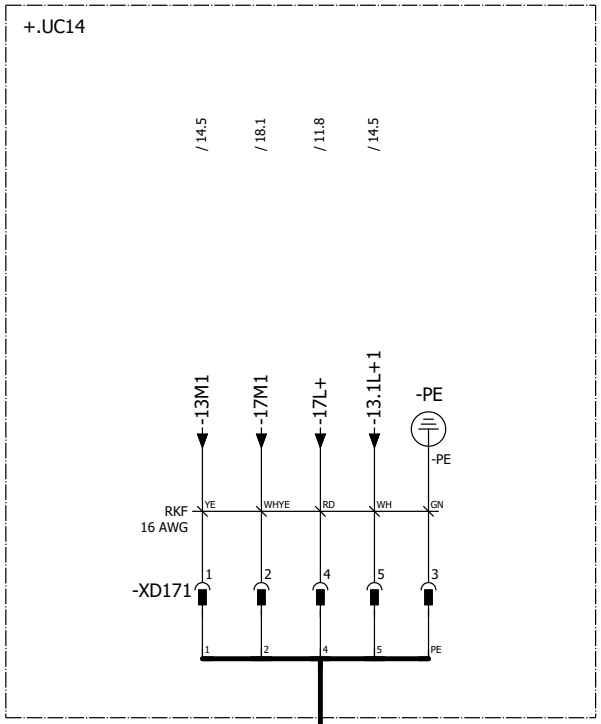

POWER IN / POWER OUT

Pin 1: 0 V UA
Pin 2: 0 V US
Pin 3: FE
Pin 4: +24 V US / 9 A
Pin 5: +24 V UA / 9 A

Pin #	WIRE	COLOR
Pin 1	-13M1	YE
Pin 2	-17M1	WHYE
Pin 3	GND	GN
Pin 4	-17L+	RD
Pin 5	-13.1L+1	WH

+.GL16UQ51-W1
=V3GL16UQ51KF1+.GL16UQ51/1.1

			Date	12/14/2022	Volvo Trucks North America	Valiant TMS	24VDC Switched Power 3	Drawing name: =2V06&EFS_EL	= V3WC4
			Ed.	MKLEPADLO					+ V3UC14
			Appr		P6700 Rear Wall - Cell 2V06			Document type: EFS	Project nr: 22-16148 Page 22
Modification	Date	Name	Original		Replacement of / Replaced by	Scale 1:1			1460

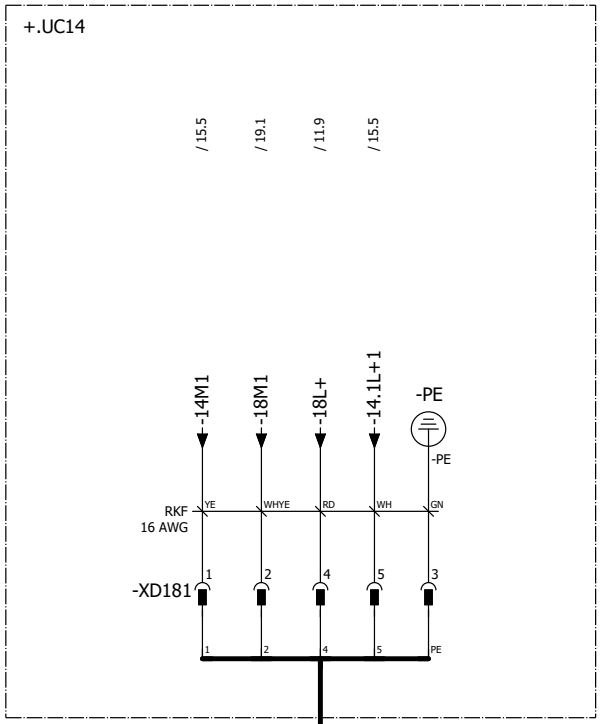

POWER IN / POWER OUT

Pin 1: 0 V UA
Pin 2: 0 V US
Pin 3: FE
Pin 4: +24 V US / 9 A
Pin 5: +24 V UA / 9 A

Pin #	WIRE	COLOR
Pin 1	-14M1	YE
Pin 2	-18M1	WHYE
Pin 3	GND	GN
Pin 4	-18L+	RD
Pin 5	-14.1L+1	WH

+V4WR1-W1
=V4WR1KF1+V4WR1/1.1

			Date	12/14/2022	Volvo Trucks North America	Valiant TMS	24VDC Switched Power 4	Drawing name: =2V06&EFS_EL	= V3WC4
			Ed.	MKLEPADLO					+ V3UC14
			Appr		P6700 Rear Wall - Cell 2V06			Document type: EFS	Project nr: 22-16148 Page 23
Modification	Date	Name	Original		Replacement of / Replaced by	Scale 1:1			1460

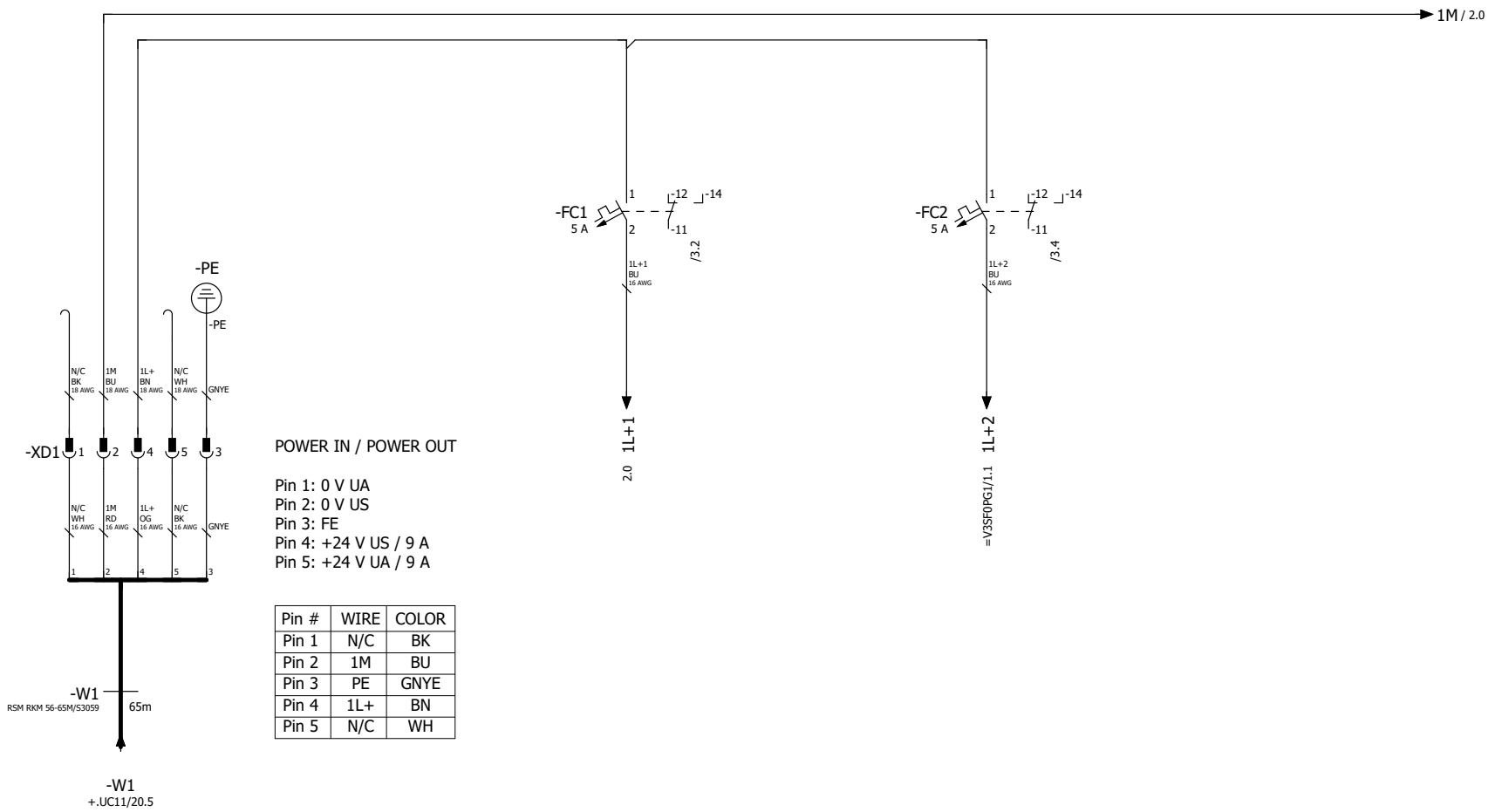

POWER IN / POWER OUT

Pin 1: 0 V UA
Pin 2: 0 V US
Pin 3: FE
Pin 4: +24 V US / 9 A
Pin 5: +24 V UA / 9 A

Pin #	WIRE	COLOR
Pin 1	N/C	BK
Pin 2	1M	BU
Pin 3	PE	GNYE
Pin 4	1L+	BN
Pin 5	N/C	WH

Power Distribution 24 VDC Display

Power Distribution 24 VDC ET200

+.UC14/23

2

			Date	12/14/2022	Volvo Trucks North America	Valiant TMS	Incomming power supply 24 VDC	Drawing name: =2V06&EFS_EL	= V3WC4		
			Ed.	MKLEPADLO					+ V3UC32		
			Appr		P6700 Rear Wall - Cell 2V06			Document type: EFS	Project nr: 22-16148	Page	1
Modification	Date	Name	Original		Replacement of	Replaced by	Scale 1:1				1460

			Date	12/14/2022	Volvo Trucks North America		Valiant TMS	Power distribution 24VDC 1L+	Drawing name: =2V06&EFS_EL		= V3WC4
			Ed.	MKLEPADLO							+ V3UC32
			Appr		P6700 Rear Wall - Cell 2V06		Scale 1:1		Document type: EFS	Project nr: 22-16148	Page 2
Modification	Date	Name	Original		Replacement of	Replaced by					1460

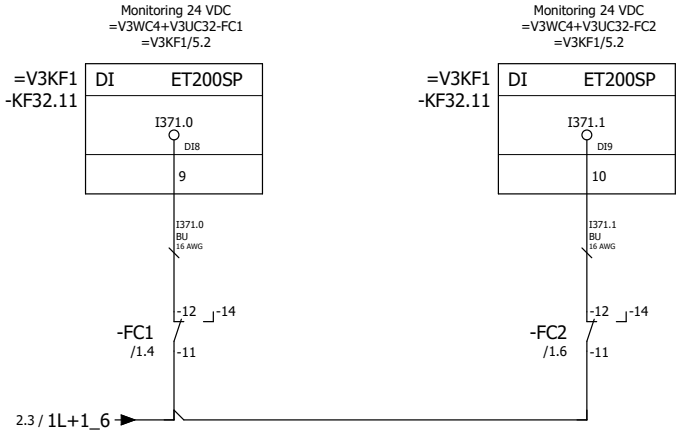

=V4AR181FQ1+V4AR181UC01/1

			Date	12/14/2022	Volvo Trucks North America		Valiant TMS	Monitoring 24VDC	Drawing name: =2V06&EFS_EL	= V3WC4
			Ed.	MKLEPADLO						+ V3UC32
			Appr		P6700 Rear Wall - Cell 2V06				Document type: EFS	Project nr: 22-16148
Modification	Date	Name	Original		Replacement of	Replaced by	Scale 1:1			Page 3 / 1460

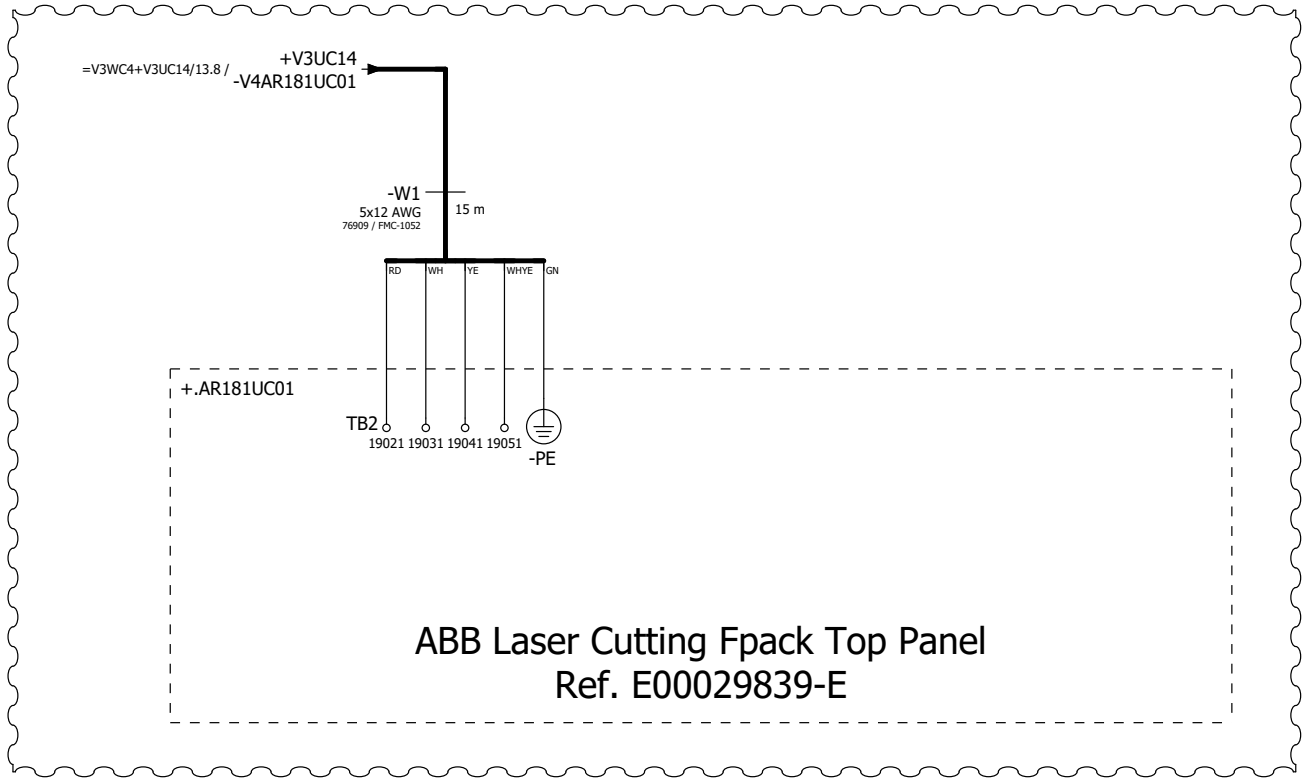

=V3WC4+V3UC32/3

=V4AR181KF1/1

			Date	12/16/2022	Volvo Trucks North America		Valiant TMS	IPG Laser Controller Interlocks	Drawing name: =2V06&EFS_EL	= V4AR181FQ1	
			Ed.	KMAFFRE						+ V4AR181UC01	
			Appr		P6700 Rear Wall - Cell 2V06				Document type: EFS	Project nr: 22-16148	Page 1
Modification	Date	Name	Original		Replacement of	Replaced by	Scale 1:1				1460

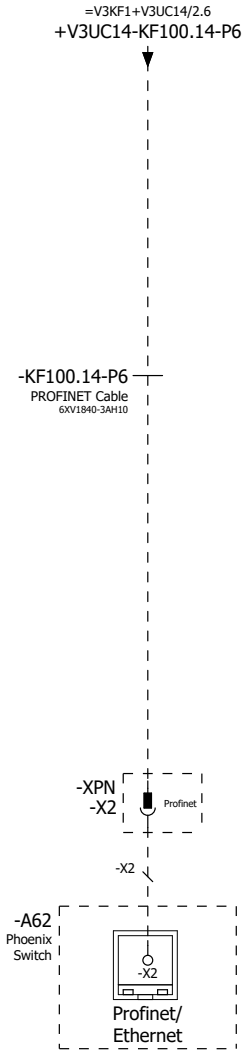

=V4AR181FQ1/1

=V4AR181WC1/1

			Date	12/14/2022	Volvo Trucks North America		Valiant TMS	Incoming Profinet	Drawing name: =2V06&EFS_EL	= V4AR181KF1
			Ed.	MKLEPADLO						+ V4AR181UC01
			Appr		P6700 Rear Wall - Cell 2V06				Document type: EFS	Project nr: 22-16148
Modification	Date	Name	Original		Replacement of	Replaced by	Scale 1:1			Page 1 / 1460

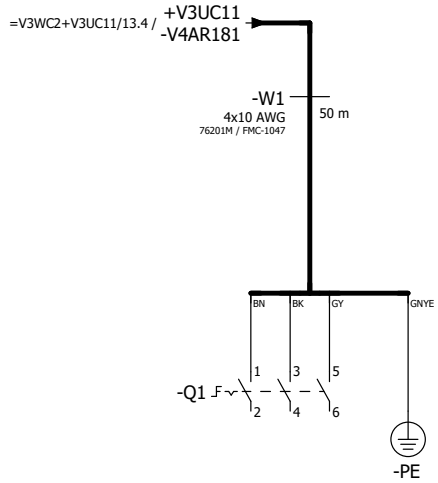

=V4AR181KF1/1

=V4AR181XQ91WC1+.AR181XQ91UC01/1

			Date	12/14/2022	Volvo Trucks North America		Valiant TMS	Incoming power	Drawing name: =2V06&EFS_EL	= V4AR181WC1
			Ed.	MKLEPADLO						+ V4AR181UC01
			Appr		P6700 Rear Wall - Cell 2V06				Document type: EFS	Project nr: 22-16148
Modification	Date	Name	Original		Replacement of	Replaced by	Scale 1:1			Page 1 / 1460

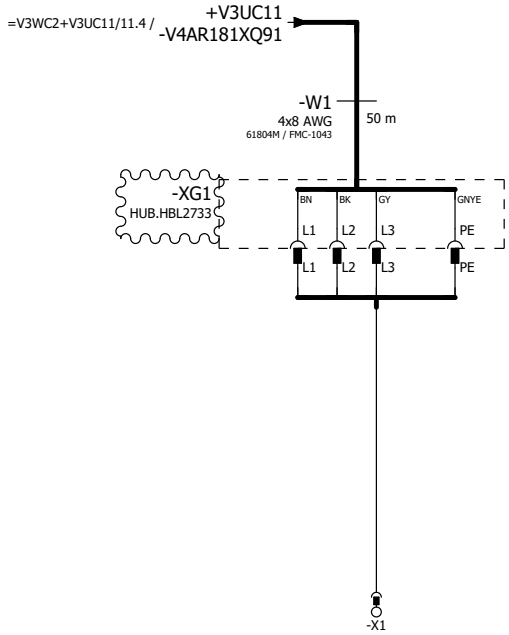

=V4AR181WC1+.AR181UC01/1

=V4AR181XQ92WC1+.AR181XQ92UC01/1

			Date	12/22/2022	Volvo Trucks North America		Valiant TMS	Incoming power	Drawing name: =2V06&EFS_EL	= V4AR181XQ91WC1
			Ed.	KMAFFRE						+ V4AR181XQ91UC01
			Appr		P6700 Rear Wall - Cell 2V06				Document type: EFS	Project nr: 22-16148
Modification	Date	Name	Original		Replacement of	Replaced by	Scale 1:1			Page 1 / 1460

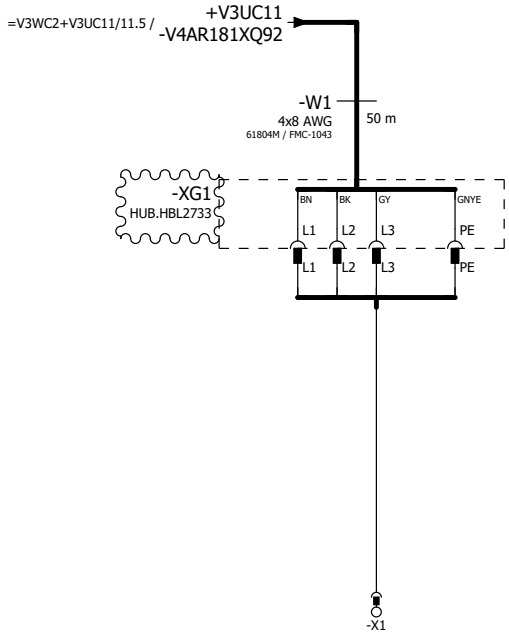

=V4AR181XQ91WC1+.AR181XQ91UC01/1

=V4AR181XQ93WC1+.AR181XQ93UC01/1

			Date	12/22/2022	Volvo Trucks North America		Valiant TMS	Incoming power	Drawing name: =2V06&EFS_EL		= V4AR181XQ92WC1
			Ed.	KMAFFRE							+ V4AR181XQ92UC01
			Appr		P6700 Rear Wall - Cell 2V06				Document type: EFS	Project nr: 22-16148	Page 1
Modification	Date	Name	Original		Replacement of	Replaced by	Scale 1:1				1460

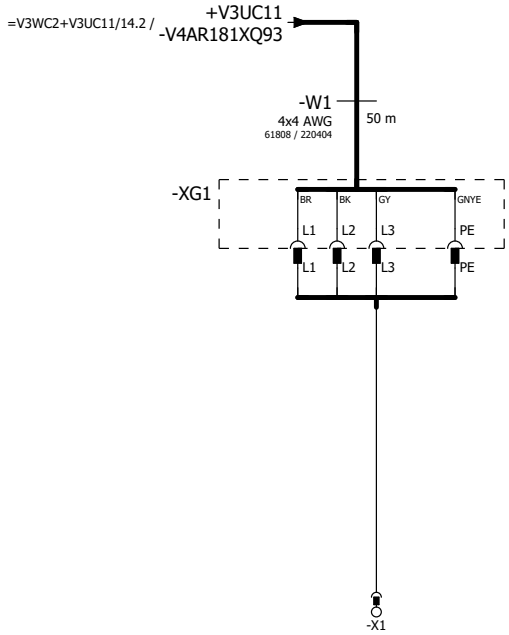

=V4AR181XQ92WC1+.AR181XQ92UC01/1

=V4FQ1+.FQ1/1

			Date	12/14/2022	Volvo Trucks North America		Valiant TMS	Incoming power	Drawing name: =2V06&EFS_EL	= V4AR181XQ93WC1
			Ed.	MKLEPADLO						+ V4AR181XQ93UC01
			Appr		P6700 Rear Wall - Cell 2V06				Document type: EFS	Project nr: 22-16148 Page 1
Modification	Date	Name	Original		Replacement of	Replaced by	Scale 1:1			1460

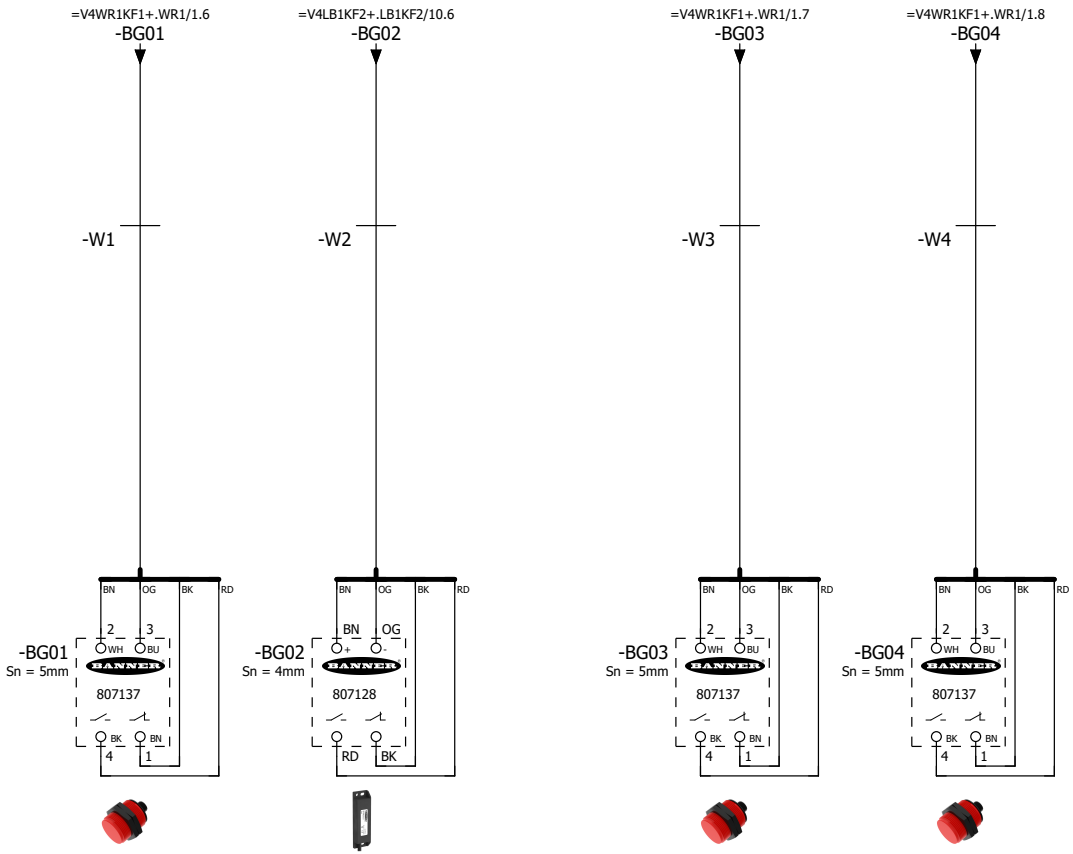

=V4FQ1 -BG01 Single Door Safety Closed	=V4FQ1 -BG02 Single Door Latch in Place	=V4FQ1 -BG03 Double Door Safety Closed 1	=V4FQ1 -BG04 Double Door Safety Closed 2

=V4AR181XQ93WC1+.AR181XQ93UC01/1 +.UC46/1

			Date	12/22/2022	Volvo Trucks North America		Valiant TMS	Door lock sensors BG1 - BG4	Drawing name: =2V06&EFS_EL	= V4FQ1	
			Ed.	KMAFFRE						+ V4FQ1	
			Appr		P6700 Rear Wall - Cell 2V06				Document type: EFS	Project nr: 22-16148	Page 1
Modification	Date	Name	Original		Replacement of	Replaced by	Scale 1:1				1460

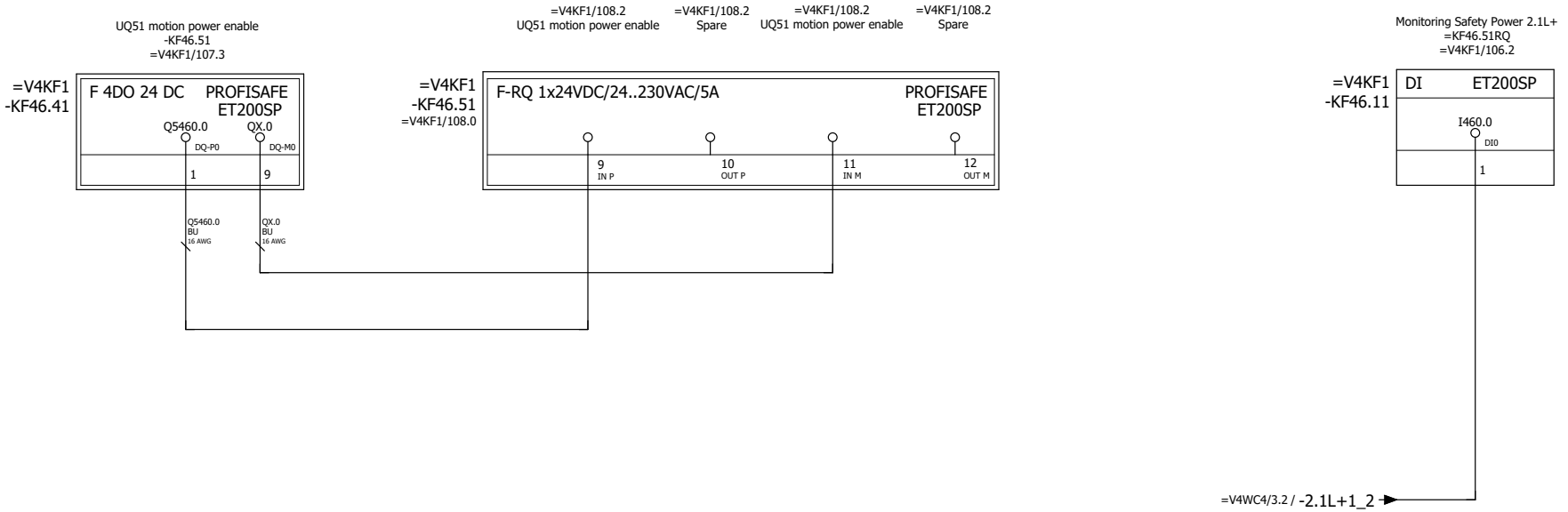

			Date	12/14/2022	Volvo Trucks North America	Valiant TMS	Safety power monitoring RQ - KF46.51	Drawing name: =2V06&EFS_EL	= V4FQ1	
			Ed.	MKLEPADLO					+ V4UC46	
			Appr		P6700 Rear Wall - Cell 2V06			Document type: EFS	Project nr: 22-16148	Page 1
Modification	Date	Name	Original		Replacement of / Replaced by	Scale 1:1				1460

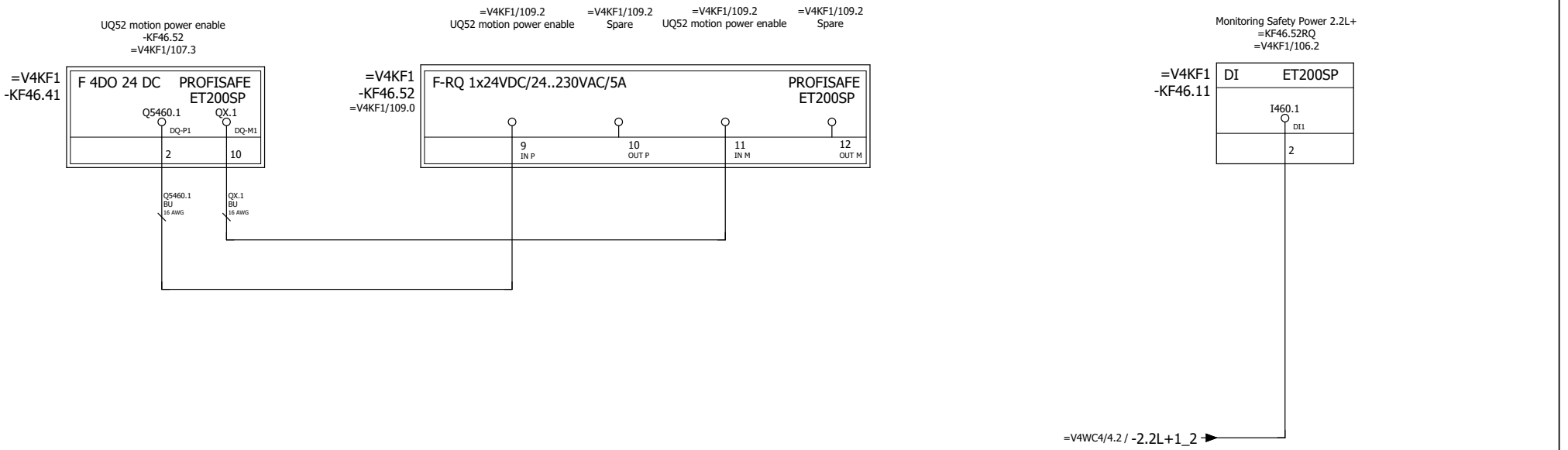

1 3

			Date	12/14/2022	Volvo Trucks North America	Valiant TMS	Safety power monitoring RQ - KF46.52	Drawing name: =2V06&EFS_EL	= V4FQ1	
			Ed.	MKLEPADLO					+ V4UC46	
			Appr		P6700 Rear Wall - Cell 2V06			Document type: EFS	Project nr: 22-16148	Page 2
Modification	Date	Name	Original		Replacement of / Replaced by	Scale 1:1				1460

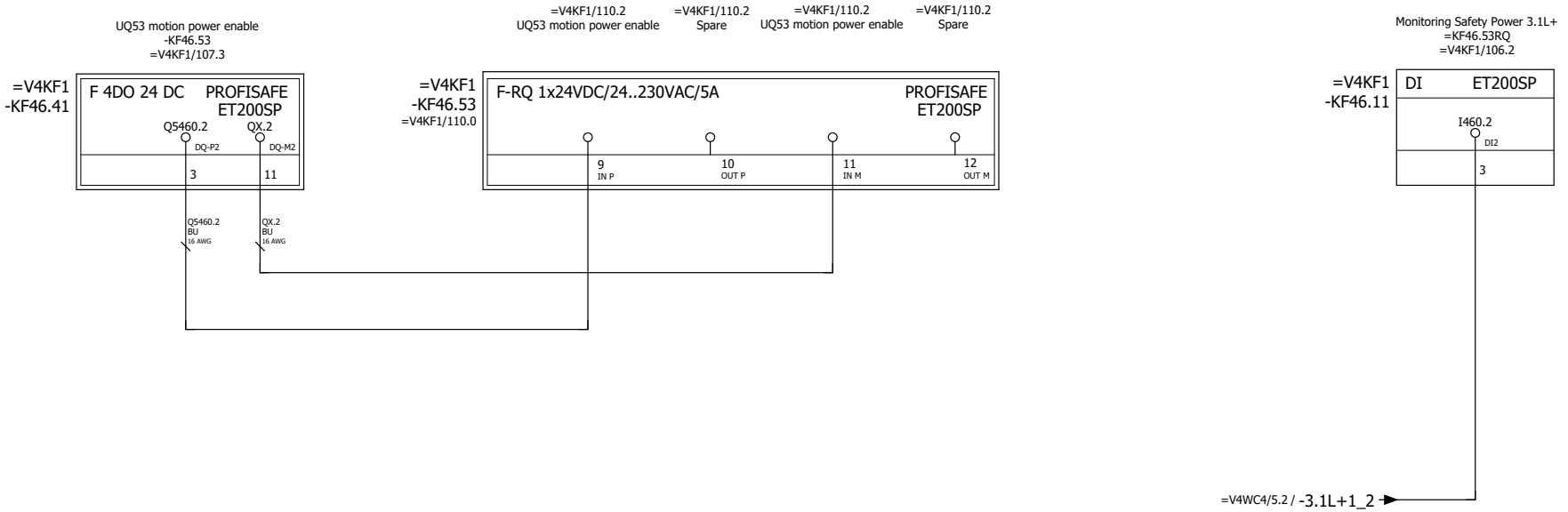

2 4

			Date	12/14/2022	Volvo Trucks North America	Valiant TMS	Safety power monitoring RQ - KF46.53	Drawing name: =2V06&EFS_EL	= V4FQ1	
			Ed.	MKLEPADLO					+ V4UC46	
			Appr		P6700 Rear Wall - Cell 2V06			Document type: EFS	Project nr: 22-16148	Page 3
Modification	Date	Name	Original		Replacement of / Replaced by	Scale 1:1				1460

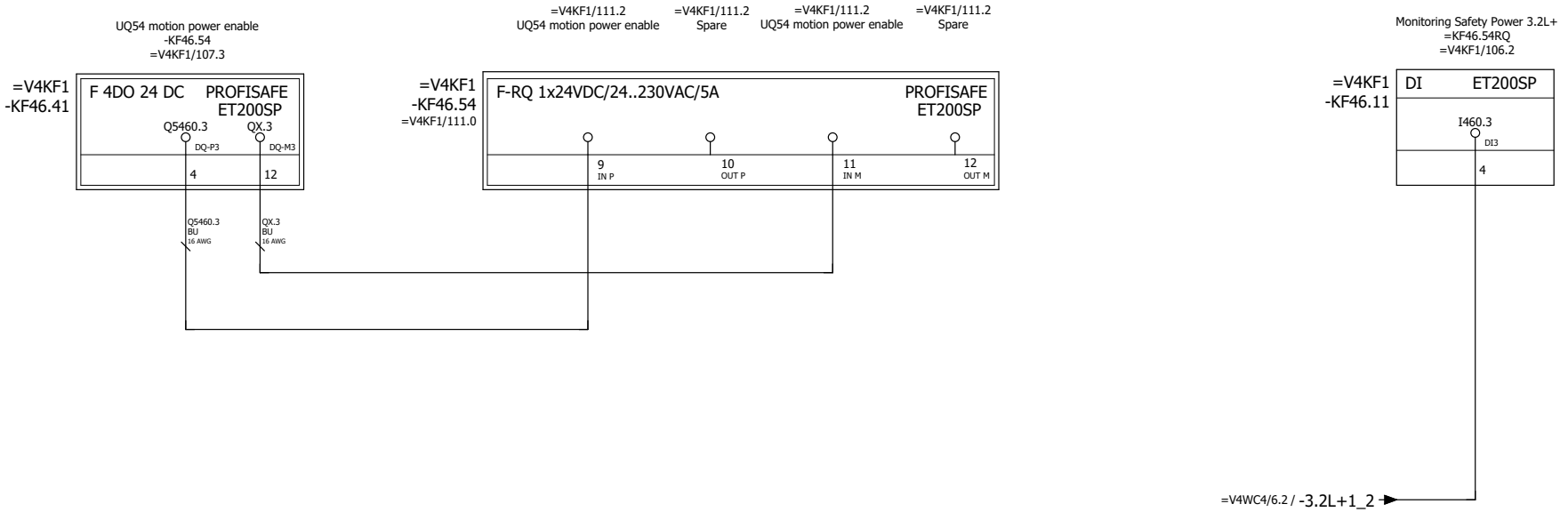

=V4GL11WC1+.GL11UC01/1

			Date	12/14/2022	Volvo Trucks North America	Valiant TMS	Safety power monitoring RQ - KF46.54	Drawing name: =2V06&EFS_EL	= V4FQ1	
			Ed.	MKLEPADLO					+ V4UC46	
			Appr		P6700 Rear Wall - Cell 2V06			Document type: EFS	Project nr: 22-16148	Page 4
Modification	Date	Name	Original		Replacement of / Replaced by	Scale 1:1				1460

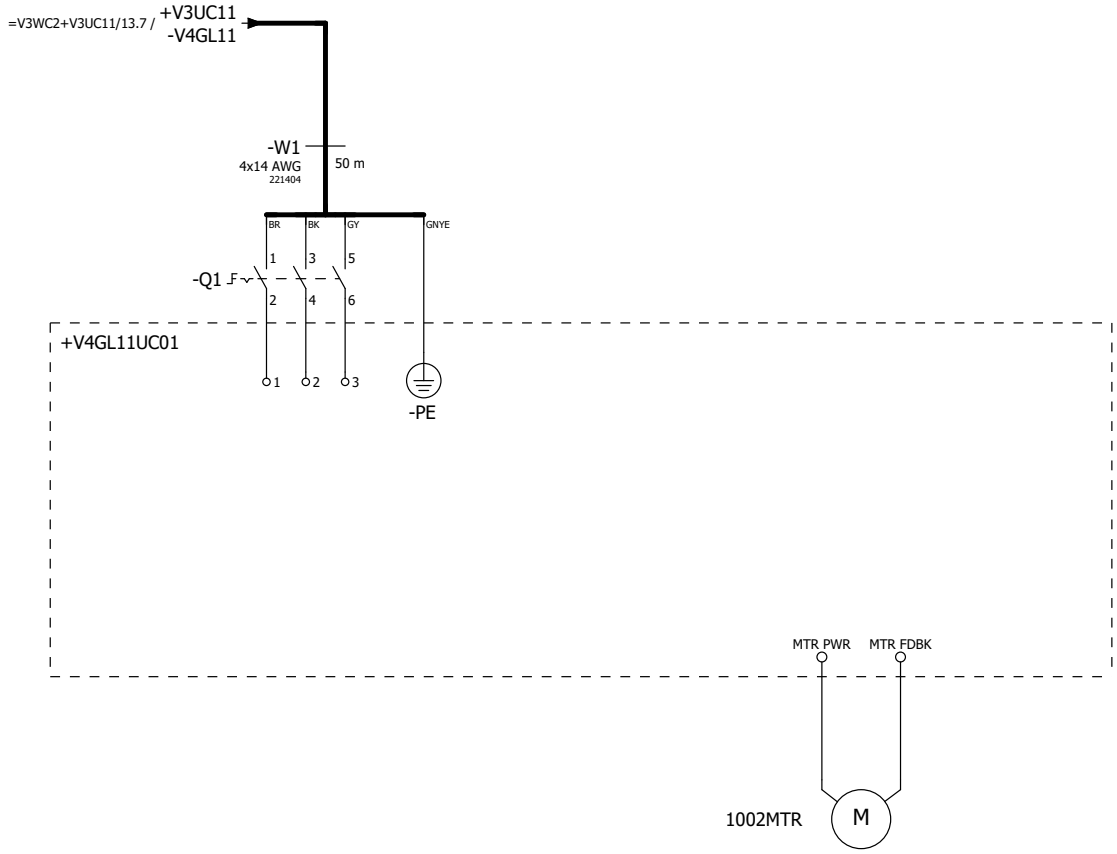

=V4FQ1+.UC46/4

=V4KF1+.UC46/101

			Date	12/14/2022	Volvo Trucks North America		Valiant TMS	Incoming power	Drawing name: =2V06&EFS_EL	= V4GL11WC1
			Ed.	MKLEPADLO						+ V4GL11UC01
			Appr		P6700 Rear Wall - Cell 2V06				Document type: EFS	Project nr: 22-16148
Modification	Date	Name	Original		Replacement of	Replaced by	Scale 1:1			Page 1 / 1460

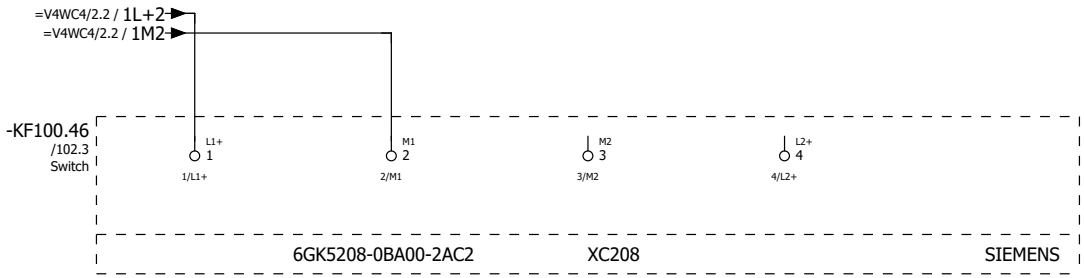

=V4GL11WC1+.GL11UC01/1

102

			Date	12/14/2022	Volvo Trucks North America	Valiant TMS	Switch, Scalance XC208	Drawing name: =2V06&EFS_EL	= V4KF1	
			Ed.	MKLEPADLO					+ V4UC46	
			Appr		P6700 Rear Wall - Cell 2V06			Document type: EFS	Project nr: 22-16148	Page 101
Modification	Date	Name	Original		Replacement of	Replaced by	Scale 1:1			1460

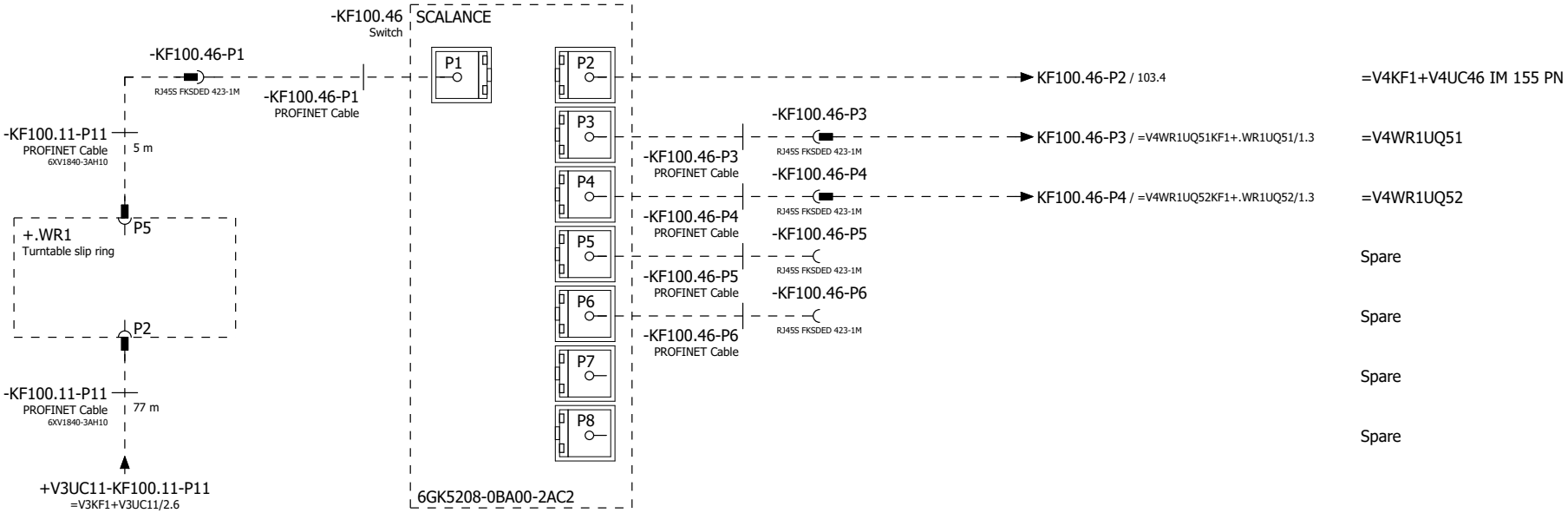

			Date	12/14/2022	Volvo Trucks North America	Valiant TMS	Network Overview	Drawing name: =2V06&EFS_EL	= V4KF1	
			Ed.	MKLEPADLO					+ V4UC46	
			Appr		P6700 Rear Wall - Cell 2V06			Document type: EFS	Project nr: 22-16148	Page 102
Modification	Date	Name	Original		Replacement of / Replaced by	Scale 1:1				1460



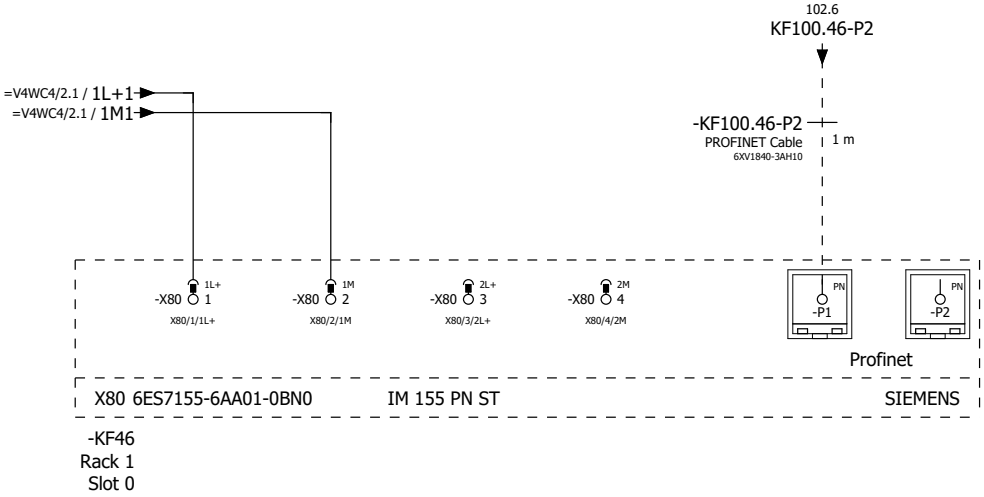

			Date	12/14/2022	Volvo Trucks North America		Valiant TMS	IM 155 PN	Drawing name: =2V06&EFS_EL	= V4KF1
			Ed.	MKLEPADLO						+ V4UC46
			Appr		P6700 Rear Wall - Cell 2V06				Document type: EFS	Project nr: 22-16148
Modification	Date	Name	Original		Replacement of	Replaced by	Scale 1:1			Page 103 / 1460

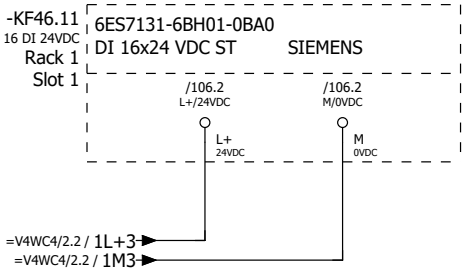

			Date	12/14/2022	Volvo Trucks North America		Valiant TMS	ET200S Wiring DI	Drawing name: =2V06&EFS_EL	= V4KF1	
			Ed.	MKLEPADLO						+ V4UC46	
			Appr		P6700 Rear Wall - Cell 2V06				Document type: EFS	Project nr: 22-16148	Page 104
Modification	Date	Name	Original		Replacement of	Replaced by	Scale 1:1				1460

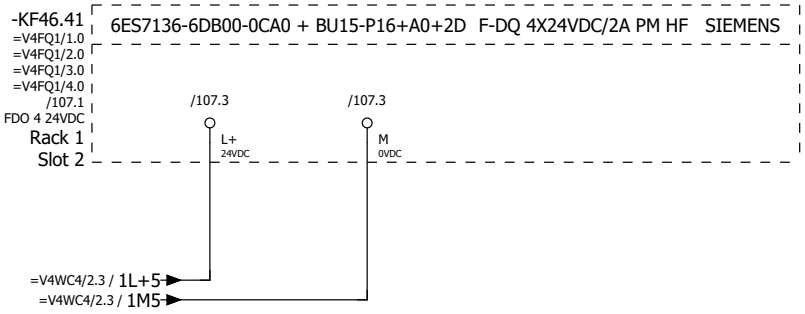

			Date	12/14/2022	Volvo Trucks North America		Valiant TMS	ET200S Wiring F-DQ	Drawing name: =2V06&EFS_EL	= V4KF1	
			Ed.	MKLEPADLO						+ V4UC46	
			Appr		P6700 Rear Wall - Cell 2V06		Scale 1:1		Document type: EFS	Project nr: 22-16148	Page 105
Modification	Date	Name	Original		Replacement of	Replaced by					1460

-KF46.11
/104.1

ET 200SP SIEMENS
DI 16x24 VDC ST

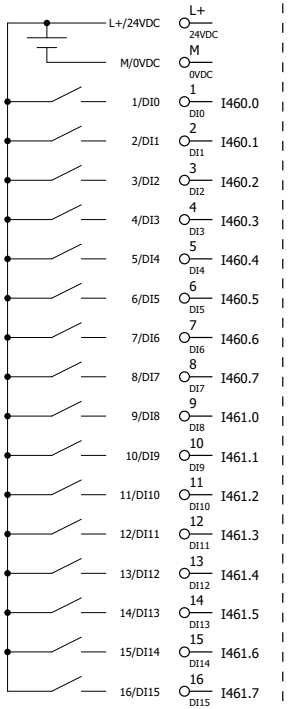

L+/24VDC		/104.1	
M/0VDC		/104.2	
1/DI0	I460.0	=V4FQ1/1.8	=KF46.51RQ Monitoring Safety Power 2.1L+
2/DI1	I460.1	=V4FQ1/2.8	=KF46.52RQ Monitoring Safety Power 2.2L+
3/DI2	I460.2	=V4FQ1/3.8	=KF46.53RQ Monitoring Safety Power 3.1L+
4/DI3	I460.3	=V4FQ1/4.8	=KF46.54RQ Monitoring Safety Power 3.2L+
5/DI4	I460.4		I460.4 Spare
6/DI5	I460.5		I460.5 Spare
7/DI6	I460.6		I460.6 Spare
8/DI7	I460.7		I460.7 Spare
9/DI8	I461.0		I461.0 Spare
10/DI9	I461.1		I461.1 Spare
11/DI10	I461.2	=V4WC3/2.2	=V4WC3+V4UC46-FC1 Monitoring 120 VAC
12/DI11	I461.3	=V4WC4/1.5	=V4WC4+V4UC46-TA1_I Monitoring 24 VDC
13/DI12	I461.4	=V4WC4/1.3	=V4WC4+V4UC46-FC11_I Monitoring 24 VDC
14/DI13	I461.5		I461.5 Spare
15/DI14	I461.6		I461.6 Spare
16/DI15	I461.7		I461.7 Spare

6ES7131-6BH01-0BA0

			Date	9/19/2022	Volvo Trucks North America		Valiant TMS	ET200S DI Overview KF46.11	Drawing name: =2V06&EFS_EL	= V4KF1	
			Ed.	MKLEPADLO						+ V4UC46	
			Appr		P6700 Rear Wall - Cell 2V06				Document type: EFS	Project nr: 22-16148	Page 106
Modification	Date	Name	Original		Replacement of	Replaced by	Scale 1:1				1460

-KF46.41
/105.0

ET 200SP SIEMENS
F-DQ 4X24VDC/2A PM HF

/105.1
/105.2

Q5460.0 1	=V4FQ1/1.1	-KF46.51	UQ51 motion power enable
Q5460.0 5			
QX.0 9	=V4FQ1/1.1		
QX.0 13			
Q5460.1 2	=V4FQ1/2.1	-KF46.52	UQ52 motion power enable
Q5460.1 6			
QX.1 10	=V4FQ1/2.1		
QX.1 14			
Q5460.2 3	=V4FQ1/3.1	-KF46.53	UQ53 motion power enable
Q5460.2 7			
QX.2 11	=V4FQ1/3.1		
QX.2 15			
Q5460.3 4	=V4FQ1/4.1	-KF46.54	UQ54 motion power enable
Q5460.3 8			
QX.3 12	=V4FQ1/4.1		
QX.3 16			

6ES7136-6DB00-0CA0 + BU15-P16+A0+2D

			Date	9/19/2022	Volvo Trucks North America		Valiant TMS	ET200S F-DQ Overview KF46.41	Drawing name: =2V06&EFS_EL	= V4KF1	
			Ed.	MKLEPADLO						+ V4UC46	
			Appr		P6700 Rear Wall - Cell 2V06		Scale 1:1		Document type: EFS	Project nr: 22-16148	Page 107
Modification	Date	Name	Original		Replacement of	Replaced by					1460

-KF46.51
=V4FQ1/1.2
=V4WC4/3.1

ET 200SP SIEMENS
F-RQ 1x24VDC/24..230VAC/5A

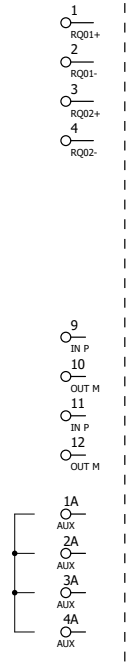

=V4WC4/3.2	2L+
=V4WC4/3.2	2.1L+
=V4WC4/3.3	2L+
=V4WC4/3.4	2.1L+
=V4FQ1/1.3	UQ51 motion power enable
=V4FQ1/1.4	Spare
=V4FQ1/1.4	UQ51 motion power enable
=V4FQ1/1.5	Spare

6ES7136-6RA00-0BF0 + BU20-P8+A4+0B

-KF46.52
=V4FQ1/2.2
=V4WC4/4.1

ET 200SP SIEMENS
F-RQ 1x24VDC/24..230VAC/5A

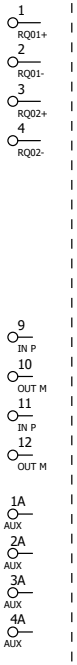

=V4WC4/4.2	2L+
=V4WC4/4.2	2.2L+
=V4WC4/4.3	2L+
=V4WC4/4.4	2.2L+
=V4FQ1/2.3	UQ52 motion power enable
=V4FQ1/2.4	Spare
=V4FQ1/2.4	UQ52 motion power enable
=V4FQ1/2.5	Spare

6ES7136-6RA00-0BF0 + BU20-P8+A4+0B

			Date	9/17/2022	Volvo Trucks North America	Valiant TMS	ET200S F-RQ Overview KF46.52	Drawing name: =2V06&EFS_EL	= V4KF1	
			Ed.	MKLEPADLO					+ V4UC46	
			Appr		P6700 Rear Wall - Cell 2V06			Document type: EFS	Project nr: 22-16148	Page 109
Modification	Date	Name	Original		Replacement of	Replaced by	Scale 1:1			1460

-KF46.53
=V4FQ1/3.2
=V4WC4/5.1

ET 200SP SIEMENS
F-RQ 1x24VDC/24..230VAC/5A

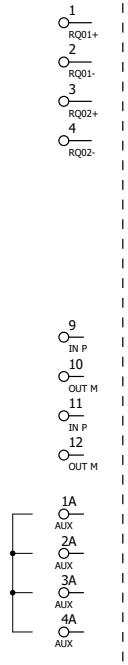

=V4WC4/5.2	3L+
=V4WC4/5.2	3.1L+
=V4WC4/5.3	3L+
=V4WC4/5.4	3.1L+
=V4FQ1/3.3	UQ53 motion power enable
=V4FQ1/3.4	Spare
=V4FQ1/3.4	UQ53 motion power enable
=V4FQ1/3.5	Spare

6ES7136-6RA00-0BF0 + BU20-P8+A4+0B

-KF46.54
=V4FQ1/4.2
=V4WC4/6.1

ET 200SP SIEMENS
F-RQ 1x24VDC/24..230VAC/5A

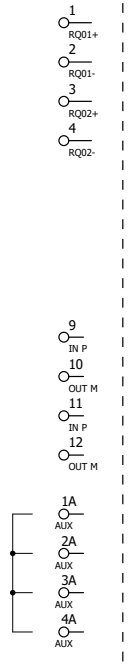

=V4WC4/6.2	3L+	
=V4WC4/6.2	3.2L+	
=V4WC4/6.3	3L+	
=V4WC4/6.4	3.2L+	
=V4FQ1/4.3	UQ54 motion power enable	
=V4FQ1/4.4	Spare	
=V4FQ1/4.4	UQ54 motion power enable	
=V4FQ1/4.5	Spare	

6ES7136-6RA00-0BF0 + BU20-P8+A4+0B

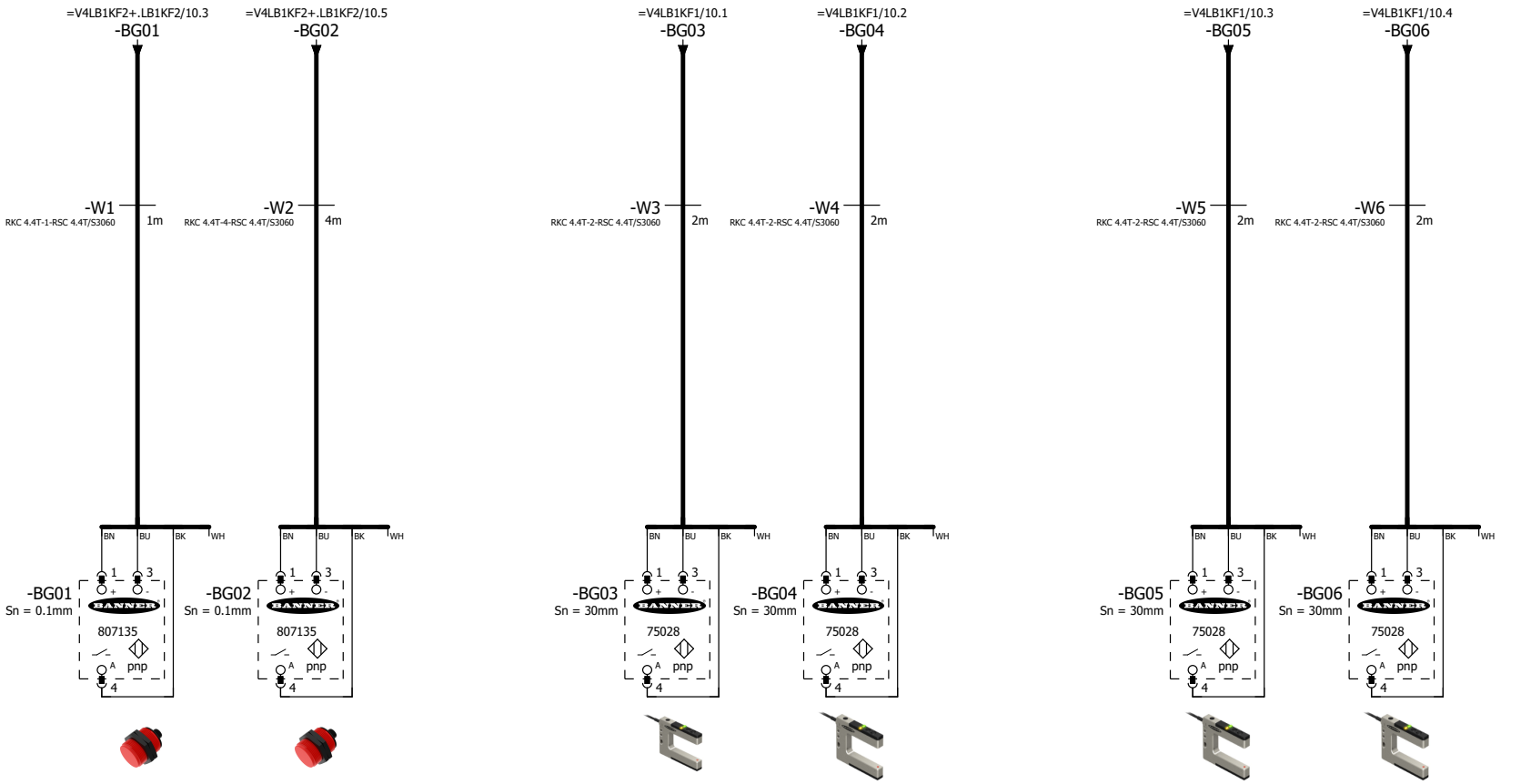

=V4KF1+.UC46/111

2

			Date	12/14/2022	Volvo Trucks North America		Valiant TMS	SENSORS	Drawing name: =2V06&EFS_EL	= V4LB1BG0	
			Ed.	MKLEPADLO						+ V4LB1	
			Appr		P6700 Rear Wall - Cell 2V06				Document type: EFS	Project nr: 22-16148	Page 1
Modification	Date	Name	Original		Replacement of	Replaced by	Scale 1:1				1460

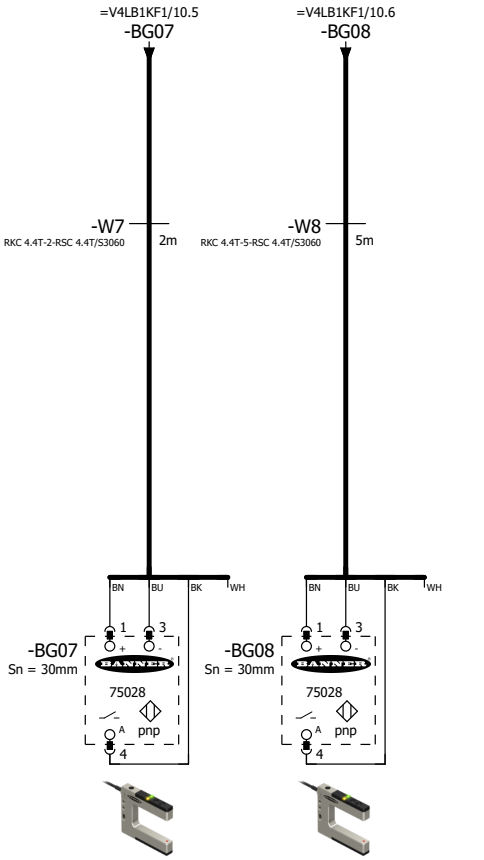

=V4LB1
-BG07
Lockout pin

=V4LB1
-BG08
Lockout pin

1

=V4LB1KF1/10

			Date	12/14/2022	Volvo Trucks North America	Valiant TMS	SENSORS	Drawing name: =2V06&EFS_EL	= V4LB1BG0	
			Ed.	MKLEPADLO					+ V4LB1	
			Appr		P6700 Rear Wall - Cell 2V06			Document type: EFS	Project nr: 22-16148	Page 2
Modification	Date	Name	Original		Replacement of / Replaced by	Scale 1:1				1460

=V4LB1KF2+.LB1KF2/10.2
+.LB1KF1-W1

-W1
RSM RKM 56-1M/S3059
1m

4 3 1 2 PE

=V4LB1KF2+.LB1KF2/10.2
+V4LB1-WF1

-WF1
PROFINET Cable
6XV1840-3AH10

-KF1.11
/10.0
24 VDC

POWER IN 7/8" 4 5 1 2 3
+24V US | +24V UA | 0V UA | 0V US | PE

POWER OUT 7/8" 4 5 1 2 3
+24V US | +24V UA | 0V UA | 0V US | PE

M12 P1 R
BUS IN

M12 P2 R
BUS OUT

MURR ELEKTRONIK stay connected
MVK-MPNIO DIO16
55530

Spare	Spare	Spare	Spare	Spare	Spare	Spare	Spare
Door Closed	Door Close Decel	Door Open Decel	Door Open	Lockout pin	Lockout pin	Spare	Spare

-KF1.11
/10.0
24 VDC

MURR ELEKTRONIK stay connected
MVK-MPNIO DIO16

V4LB1-BG03		V4LB1-BG04		V4LB1-BG05		V4LB1-BG06		V4LB1-BG07		V4LB1-BG08							
I2500.0	I2500.1	I2500.2	I2500.3	I2500.4	I2500.5	I2500.6	I2500.7	I2501.0	I2501.1	I2501.2	I2501.3	I2501.4	I2501.5	I2501.6	I2501.7		

+24V US | DI | 0V US | DI | FE

X0 1 4 3 2 5 | X1 1 4 3 2 5 | X2 1 4 3 2 5 | X3 1 4 3 2 5 | X4 1 4 3 2 5 | X5 1 4 3 2 5 | X6 1 4 3 2 5 | X7 1 4 3 2 5

55530

BN | BK | BU | WH | GR

-BG03 =V4LB1BG0/1.4
-BG04 =V4LB1BG0/1.5
-BG05 =V4LB1BG0/1.6
-BG06 =V4LB1BG0/1.7
-BG07 =V4LB1BG0/2.1
-BG08 =V4LB1BG0/2.2

=V4LB1BG0/2

=V4LB1KF2+.LB1KF2/10

			Date	12/14/2022	Volvo Trucks North America	Valiant TMS	MURR MODULE 16 IN	Drawing name: =2V06&EFS_EL	= V4LB1KF1
			Ed.	MKLEPADLO					+ V4LB1
			Appr		P6700 Rear Wall - Cell 2V06			Document type: EFS	Project nr: 22-16148
Modification	Date	Name	Original		Replacement of / Replaced by	Scale 1:1			Page 10 / 1460

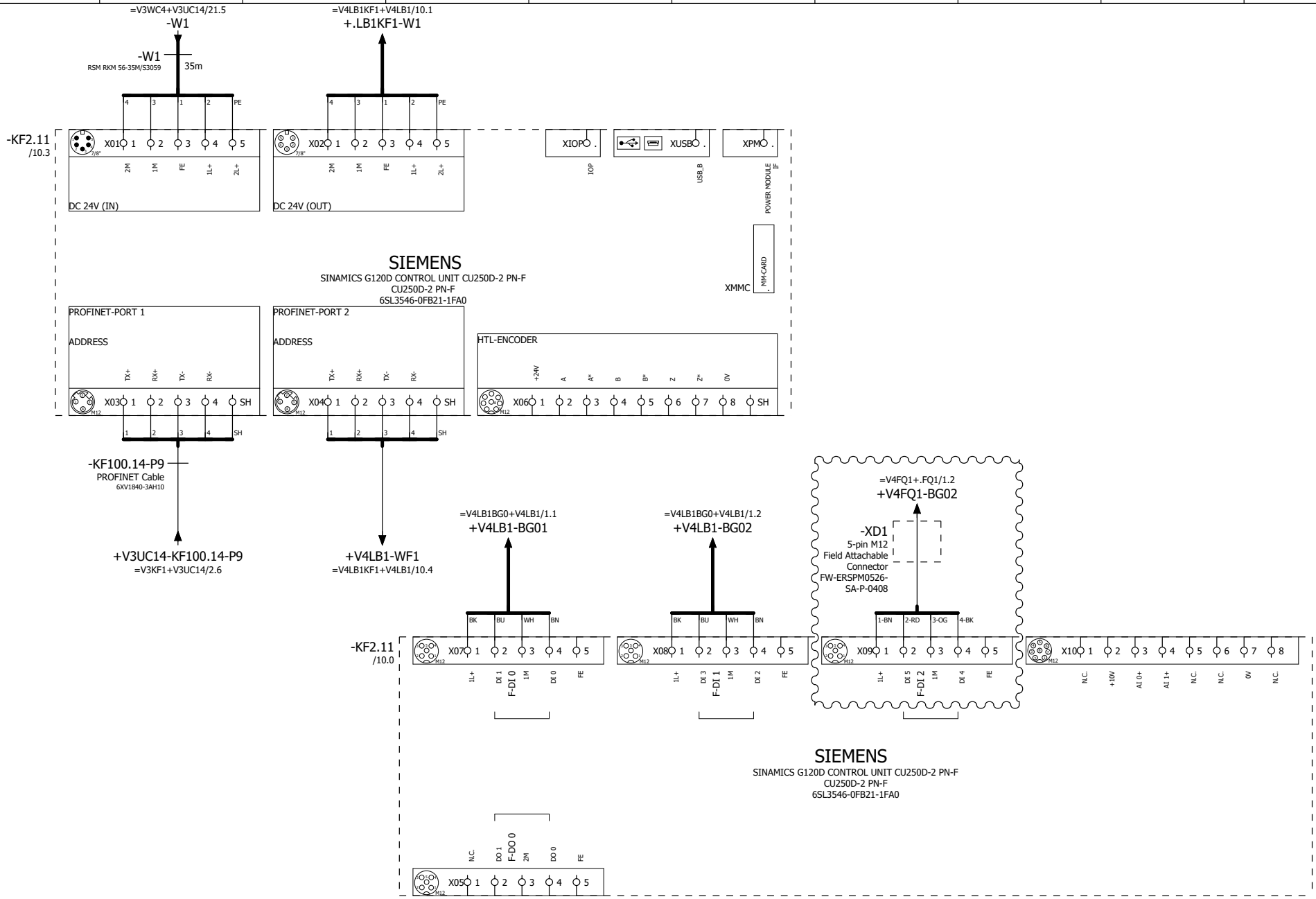

=V4LB1KF1+V4LB1/10

=V4LB1WC1+.LB1UC01/1

			Date	12/22/2022	Volvo Trucks North America	Valiant TMS	G120D Control Unit	Drawing name: =2V06&EFS_EL	= V4LB1KF2
			Ed.	KMAFFRE					+ V4LB1KF2
			Appr		P6700 Rear Wall - Cell 2V06			Document type: EFS	Project nr: 22-16148
Modification	Date	Name	Original		Replacement of	Replaced by	Scale 1:1		Page 10 / 1460

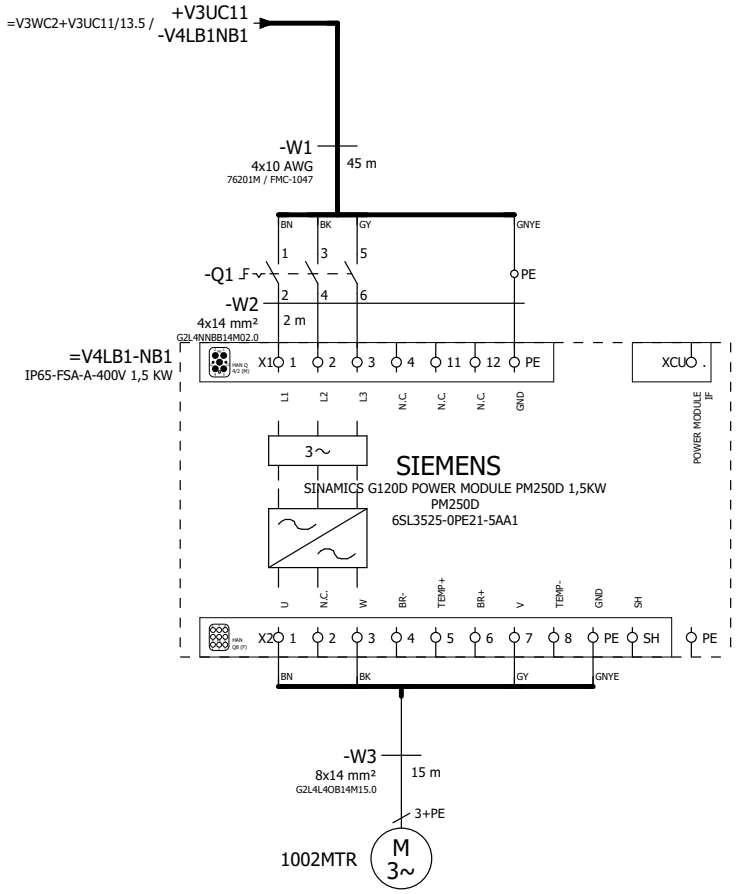

=V4LB1KF2+.LB1KF2/10

=V4LB1WC3+.LB1WC3/1

			Date	12/14/2022	Volvo Trucks North America		Valiant TMS	Incoming power	Drawing name: =2V06&EFS_EL	= V4LB1WC1
			Ed.	MKLEPADLO						+ V4LB1UC01
			Appr		P6700 Rear Wall - Cell 2V06				Document type: EFS	Project nr: 22-16148
Modification	Date	Name	Original		Replacement of	Replaced by	Scale 1:1			Page 1 / 1460



=V4LB1WC1+.LB1UC01/1

=V4PZ1PF1+.UC61/1

			Date	12/14/2022	Volvo Trucks North America	Valiant TMS	Incoming power	Drawing name: =2V06&EFS_EL	= V4LB1WC3	
			Ed.	MKLEPADLO					+ V4LB1WC3	
			Appr		P6700 Rear Wall - Cell 2V06			Document type: EFS	Project nr: 22-16148	Page 1
Modification	Date	Name	Original		Replacement of / Replaced by	Scale 1:1				1460

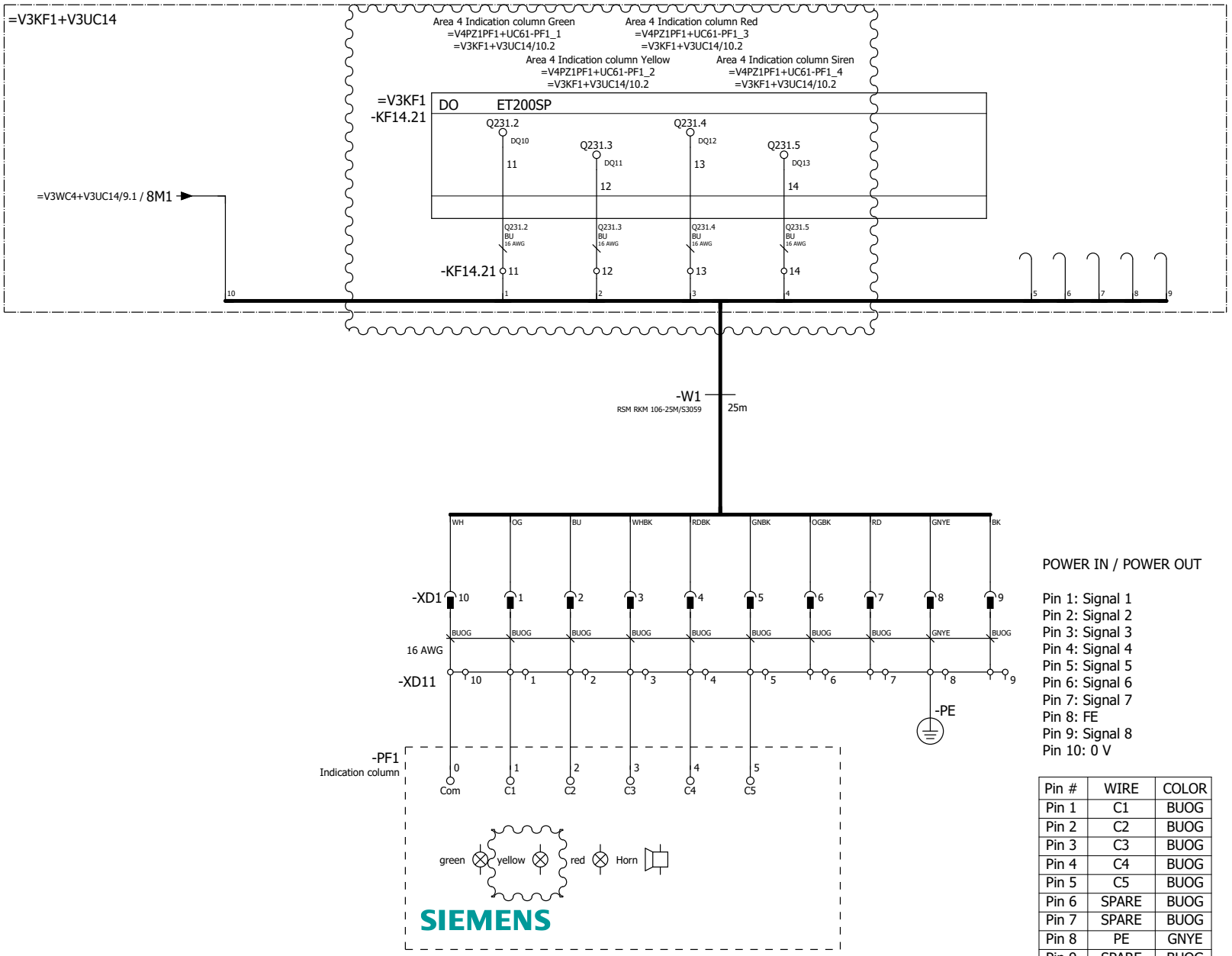

POWER IN / POWER OUT

Pin 1: Signal 1
Pin 2: Signal 2
Pin 3: Signal 3
Pin 4: Signal 4
Pin 5: Signal 5
Pin 6: Signal 6
Pin 7: Signal 7
Pin 8: FE
Pin 9: Signal 8
Pin 10: 0 V

Pin #	WIRE	COLOR
Pin 1	C1	BUOG
Pin 2	C2	BUOG
Pin 3	C3	BUOG
Pin 4	C4	BUOG
Pin 5	C5	BUOG
Pin 6	SPARE	BUOG
Pin 7	SPARE	BUOG
Pin 8	PE	GNYE
Pin 9	SPARE	BUOG
Pin 10	COM	BUOG

=V4LB1WC3+.LB1WC3/1

=V4SF0SF1+.UC91/1

			Date	12/22/2022	Volvo Trucks North America	Valiant TMS	Area 4 Indication column	Drawing name: =2V06&EFS-EL	= V4PZ1PF1
			Ed.	KMAFFRE					+ V4UC61
			Appr		P6700 Rear Wall - Cell 2V06	Scale 1:1		Document type: EFS	Project nr: 22-16148
Modification	Date	Name	Original		Replacement of	Replaced by			Page 1 / 1460

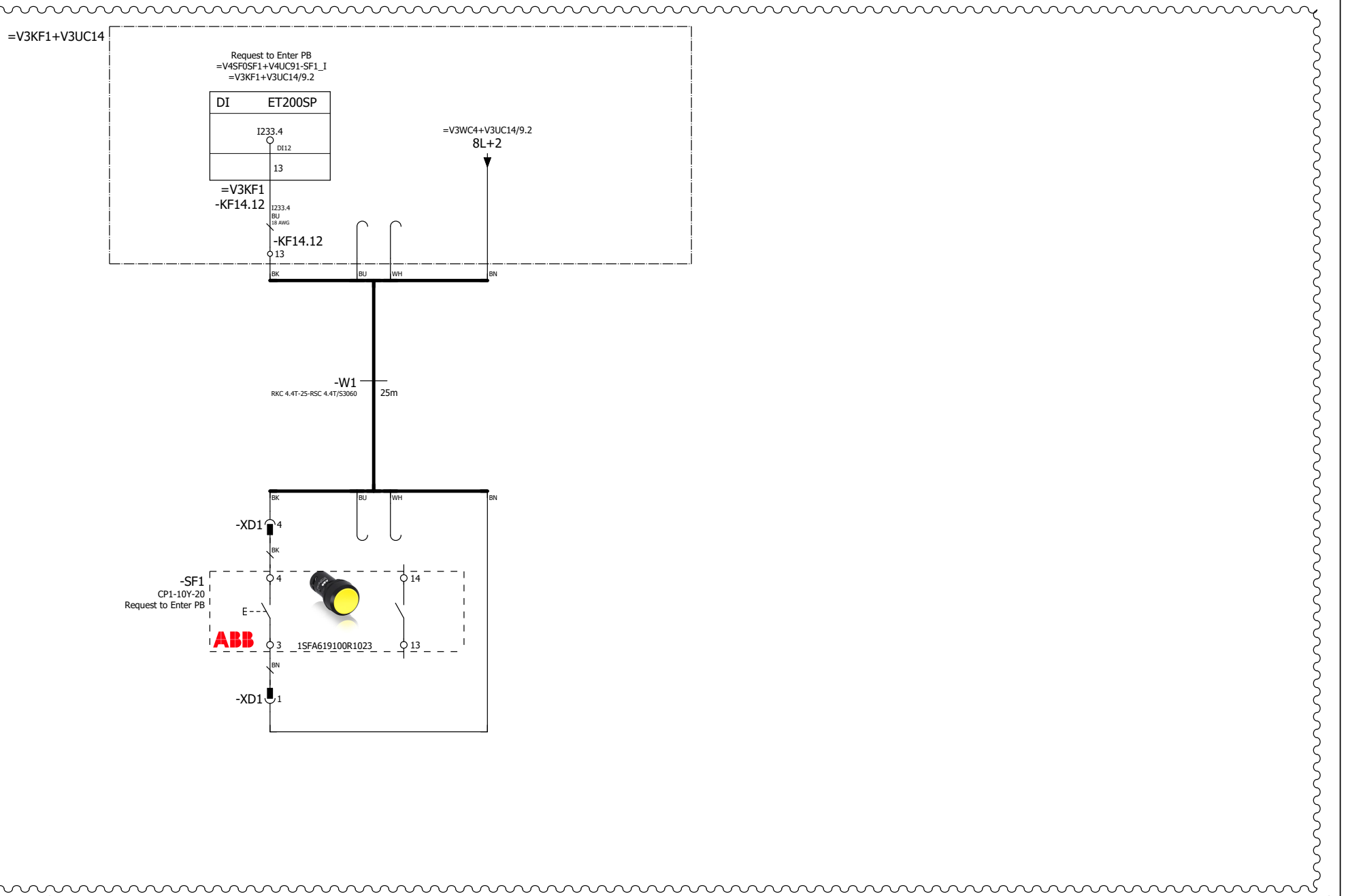

			Date	12/22/2022	Volvo Trucks North America		Valiant TMS	Operating box UC91	Drawing name: =2V06&EFS-EL	= V4SF0SF1	
			Ed.	KMAFFRE						+ V4UC91	
			Appr		P6700 Rear Wall - Cell 2V06		Scale 1:1		Document type: EFS	Project nr: 22-16148	Page 1
Modification	Date	Name	Original		Replacement of	Replaced by					1460

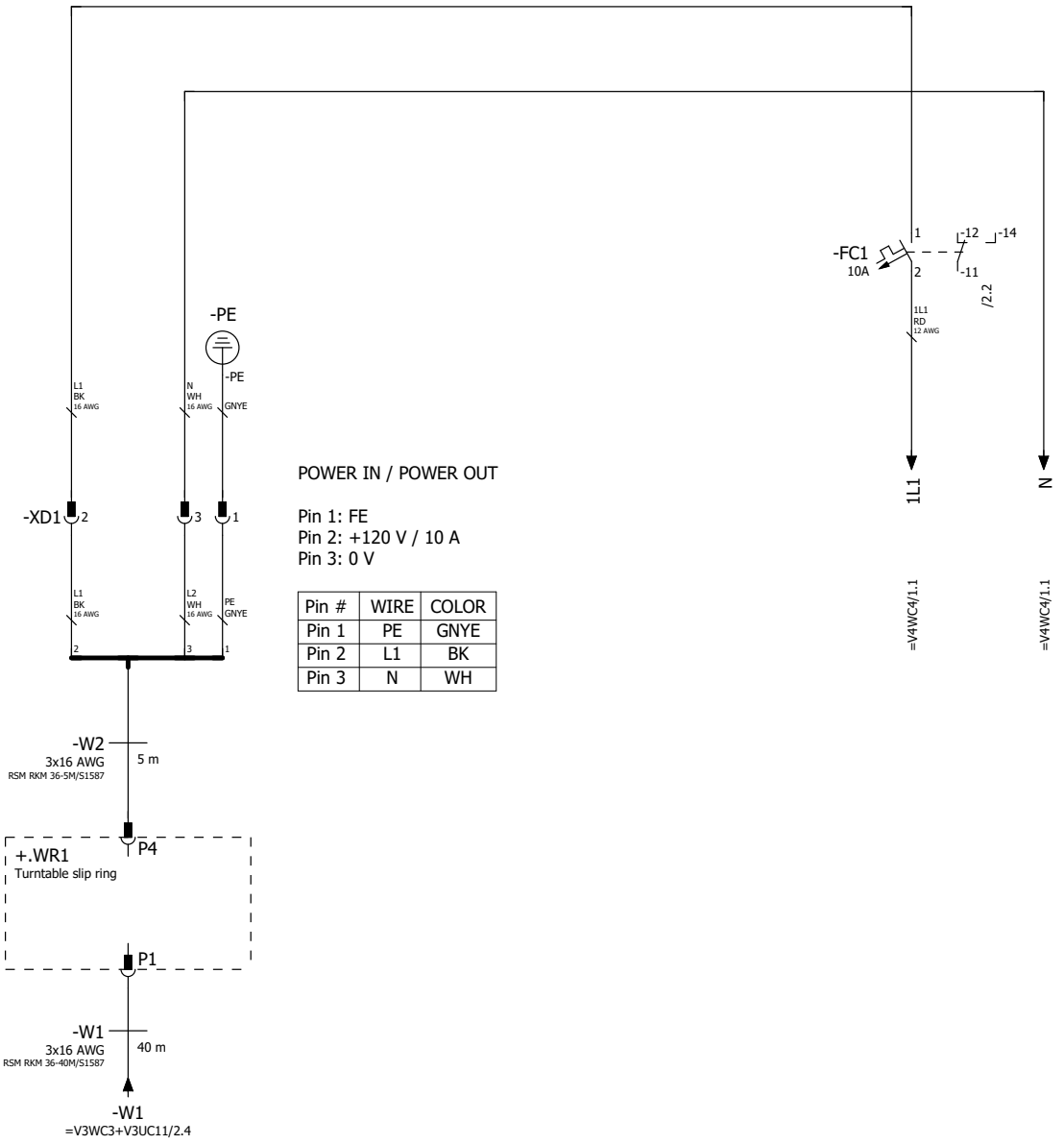

POWER IN / POWER OUT

Pin 1: FE
Pin 2: +120 V / 10 A
Pin 3: 0 V

Pin #	WIRE	COLOR
Pin 1	PE	GNYE
Pin 2	L1	BK
Pin 3	N	WH

Power
Distribution
24 VDC
Power Supply

=V4SF0SF1+.UC91/1

2

			Date	12/14/2022	Volvo Trucks North America		Valiant TMS	Power distribution 120 VAC	Drawing name: =2V06&EFS_EL	= V4WC3
			Ed.	MKLEPADLO						+ V4UC46
			Appr		P6700 Rear Wall - Cell 2V06				Document type: EFS	Project nr: 22-16148
Modification	Date	Name	Original		Replacement of	Replaced by	Scale 1:1			Page 1 / 1460

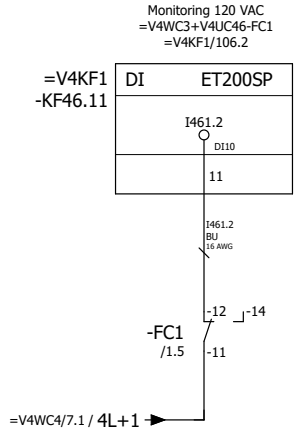

1

=V4WC4/1

			Date	12/14/2022	Volvo Trucks North America		Valiant TMS	Monitoring 120VAC	Drawing name: =2V06&EFS_EL	= V4WC3
			Ed.	MKLEPADLO						+ V4UC46
			Appr		P6700 Rear Wall - Cell 2V06				Document type: EFS	Project nr: 22-16148
Modification	Date	Name	Original		Replacement of	Replaced by	Scale 1:1			Page 2 / 1460

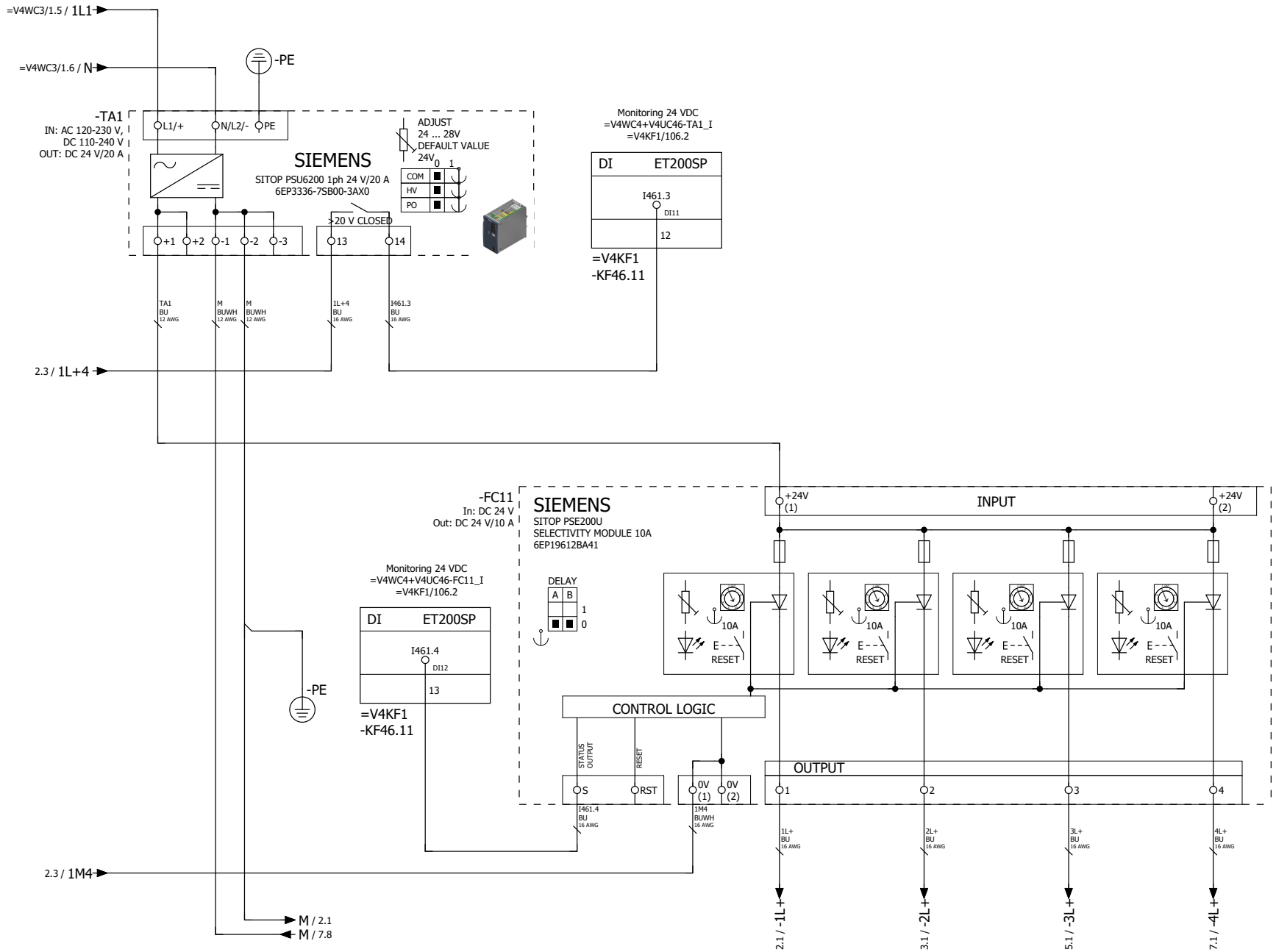

=V4WC3/2

2

			Date	12/14/2022	Volvo Trucks North America	Valiant TMS	Power distribution 24VDC for Inputs	Drawing name: =2V06&EFS_EL	= V4WC4
			Ed.	MKLEPADLO					+ V4UC46
			Appr		P6700 Rear Wall - Cell 2V06			Document type: EFS	Project nr: 22-16148
Modification	Date	Name	Original		Replacement of	Replaced by	Scale 1:1		Page 1 / 1460



			Date	12/14/2022	Volvo Trucks North America		Valiant TMS	Power distribution 24VDC 1L+	Drawing name: =2V06&EFS_EL	= V4WC4
			Ed.	MKLEPADLO						+ V4UC46
			Appr		P6700 Rear Wall - Cell 2V06				Document type: EFS	Project nr: 22-16148
Modification	Date	Name	Original		Replacement of	Replaced by	Scale 1:1			Page 2 / 1460



			Date	12/14/2022	Volvo Trucks North America		Valiant TMS	Power distribution 24VDC 2L+	Drawing name: =2V06&EFS_EL		= V4WC4
			Ed.	MKLEPADLO							+ V4UC46
			Appr		P6700 Rear Wall - Cell 2V06				Document type: EFS	Project nr: 22-16148	Page 3
Modification	Date	Name	Original		Replacement of	Replaced by	Scale 1:1				1460

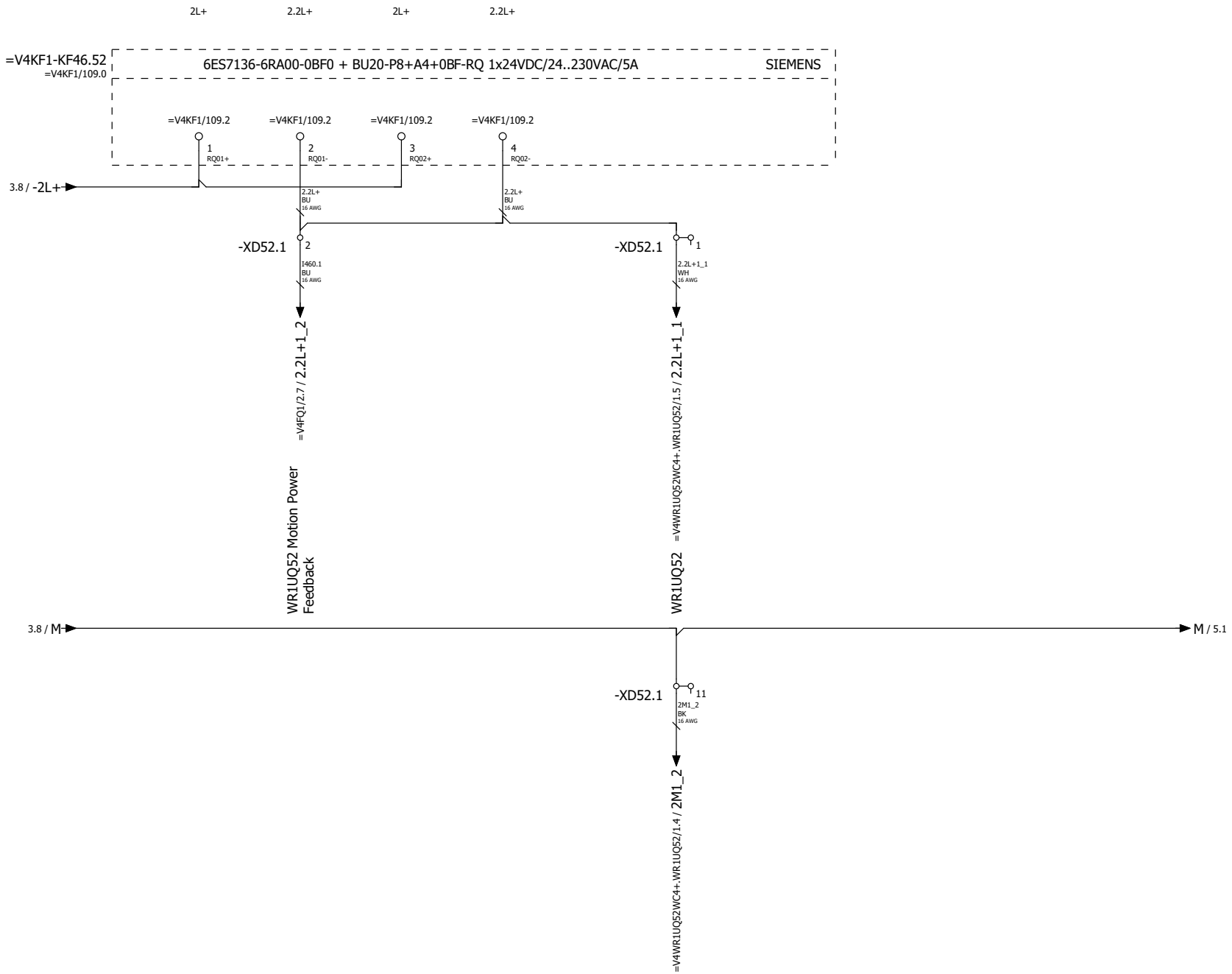

			Date	12/14/2022	Volvo Trucks North America		Valiant TMS	Power distribution 24VDC 2L+	Drawing name: =2V06&EFS_EL		= V4WC4
			Ed.	MKLEPADLO							+ V4UC46
			Appr		P6700 Rear Wall - Cell 2V06				Document type: EFS	Project nr: 22-16148	Page 4
Modification	Date	Name	Original		Replacement of	Replaced by	Scale 1:1				1460

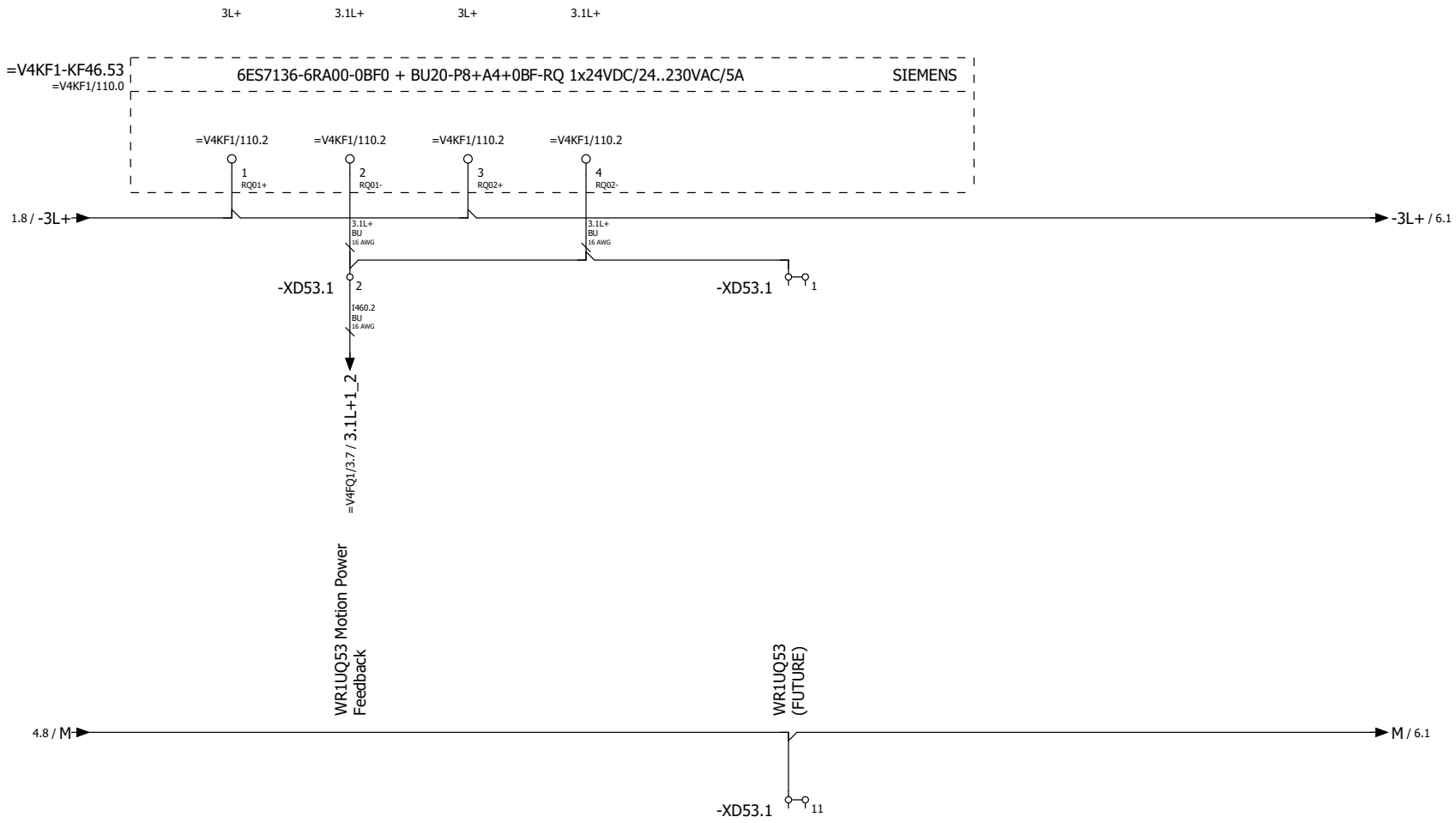

4 6

			Date	12/14/2022	Volvo Trucks North America		Valiant TMS	Power distribution 24VDC 3L+	Drawing name: =2V06&EFS_EL	= V4WC4
			Ed.	MKLEPADLO						+ V4UC46
			Appr		P6700 Rear Wall - Cell 2V06				Document type: EFS	Project nr: 22-16148 Page 5
Modification	Date	Name	Original		Replacement of	Replaced by	Scale 1:1			1460

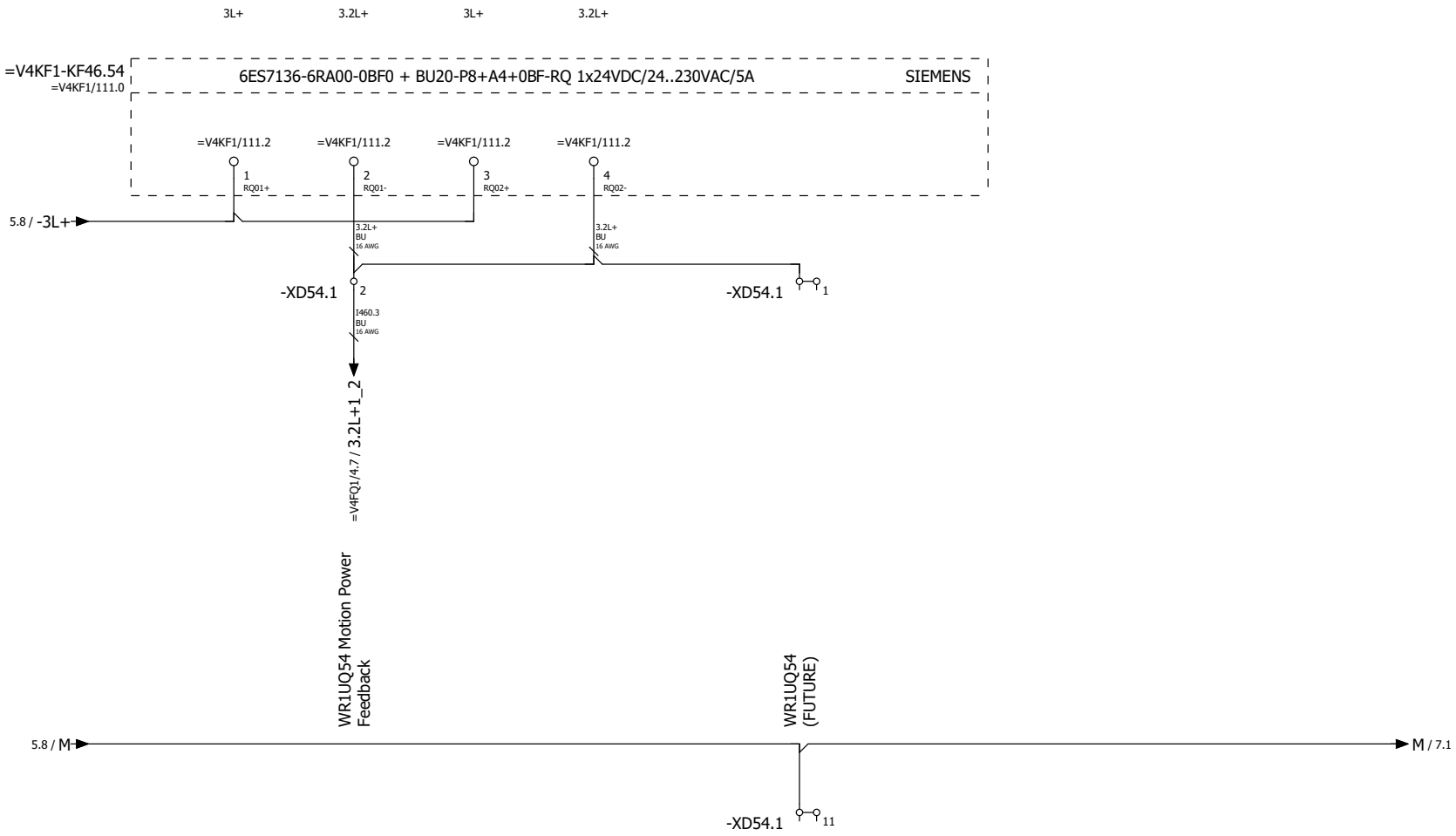

			Date	12/14/2022	Volvo Trucks North America		Valiant TMS	Power distribution 24VDC 3L+	Drawing name: =2V06&EFS_EL		= V4WC4
			Ed.	MKLEPADLO							+ V4UC46
			Appr		P6700 Rear Wall - Cell 2V06				Document type: EFS	Project nr: 22-16148	Page 6
Modification	Date	Name	Original		Replacement of	Replaced by	Scale 1:1				1460



6

=V4WR1BG0+.WR1/1

			Date	12/14/2022	Volvo Trucks North America		Valiant TMS	Power distribution 24VDC 4L+	Drawing name: =2V06&EFS_EL		= V4WC4
			Ed.	MKLEPADLO							+ V4UC46
			Appr		P6700 Rear Wall - Cell 2V06				Document type: EFS	Project nr: 22-16148	Page 7
Modification	Date	Name	Original		Replacement of	Replaced by	Scale 1:1				1460

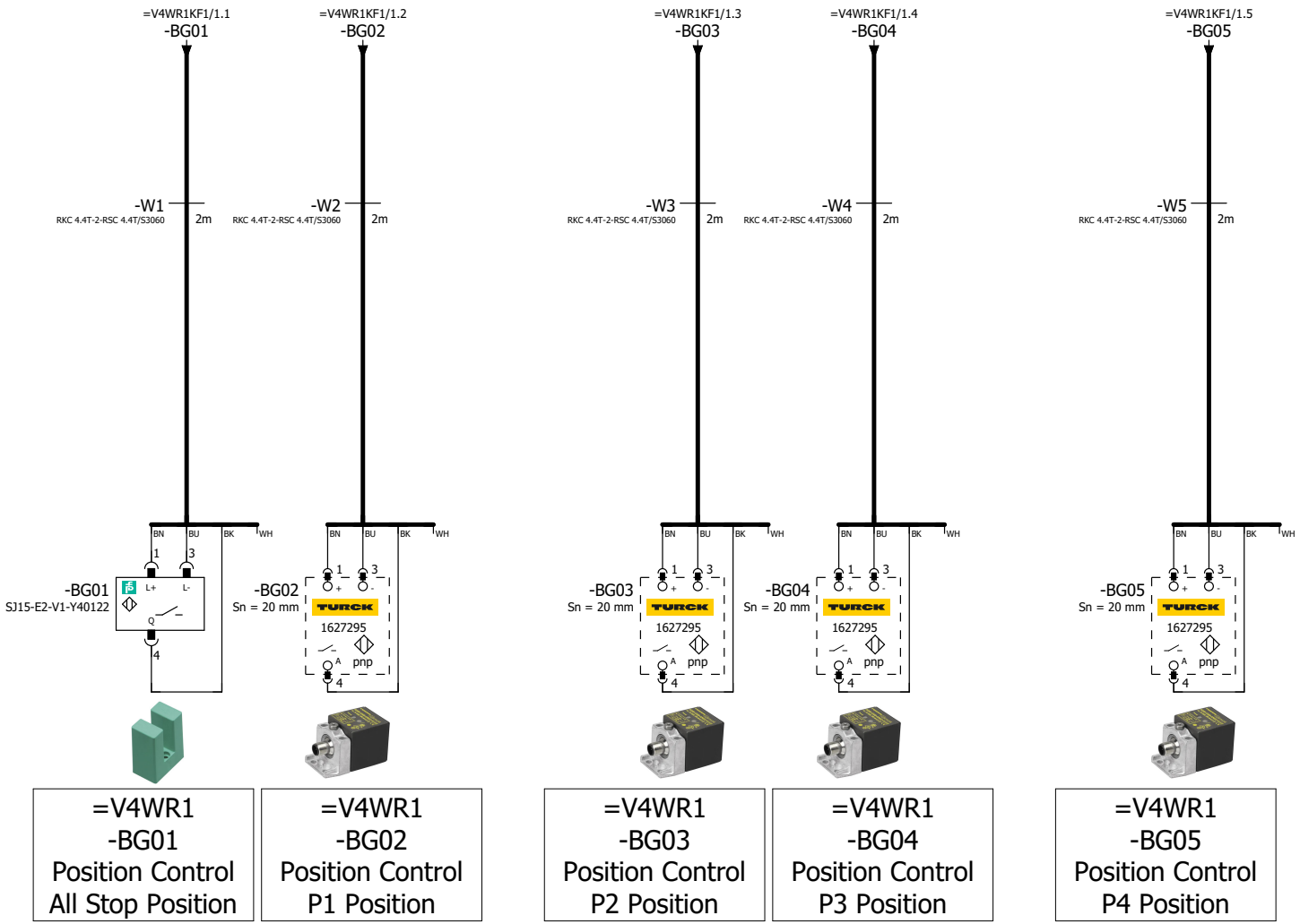

=V4WR1 -BG01 Position Control All Stop Position	=V4WR1 -BG02 Position Control P1 Position	=V4WR1 -BG03 Position Control P2 Position	=V4WR1 -BG04 Position Control P3 Position	=V4WR1 -BG05 Position Control P4 Position

=V4WC4+.UC46/7 =V4WR1KF1/1

			Date	12/14/2022	Volvo Trucks North America	Valiant TMS	TURNTABLE POSITION SENSORS	Drawing name: =2V06&EFS_EL	= V4WR1BG0	
			Ed.	MKLEPADLO					+ V4WR1	
			Appr		P6700 Rear Wall - Cell 2V06			Document type: EFS	Project nr: 22-16148	Page 1
Modification	Date	Name	Original		Replacement of / Replaced by	Scale 1:1				1460

=V3WC4+V3UC14/23.5
W1
-W1
RSM RKM 56-25M/S3059
25m
4 3 1 2 PE
=V3KF1+V3UC14/2.6
+V3UC14-KF100.14-P10
-KF100.14-P10
PROFINET Cable
6XV1840-3AH10
-KF1.11
/1.0
24 VDC
POWER IN
+24V US
+24V UA
0V UA
0V US
PE
POWER OUT
BUS IN
P1 R
BUS OUT
P2 R
MURR ELEKTRONIK
stay connected
MVK-MPNIO F DI16/8 7/8" IRT
55556

Reserved
Position Control
All Stop Position
Position Control
P1 Position
Position Control
P2 Position
Position Control
P3 Position
Position Control
P4 Position
Laser Booth
Single Door Closed
Laser Booth
Double Door Closed 1
Laser Booth
Double Door Closed 2

-KF1.11
/1.0
24 VDC
MVK-MPNIO F DI16/8 7/8" IRT

V4WR1-BG01 I5940.0 I5940.4
V4WR1-BG02 I5940.1 I5940.5
V4WR1-BG03 I5940.2 I5940.6
V4WR1-BG04 I5940.3 I5940.7
V4WR1-BG05 I5941.0 I5941.4
V4FQ1-BG01 I5941.1 I5941.5
V4FQ1-BG03 I5941.2 I5941.6
V4FQ1-BG04 I5941.3 I5941.7

X0 Test 00 DI 00 0V DI 10 Test 10
X1 Test 01 DI 01 0V DI 11 Test 11
X2 Test 02 DI 02 0V DI 12 Test 12
X3 Test 03 DI 03 0V DI 13 Test 13
X4 Test 04 DI 04 0V DI 14 Test 14
X5 Test 05 DI 05 0V DI 15 Test 15
X6 Test 06 DI 06 0V DI 16 Test 16
X7 Test 07 DI 07 0V DI 17 Test 17
55556

BN BK BU WH
1-BN 4-BK 3-OG 2-RD

-XD1
5-pin M12
Field Attachable
Connector
FW-ERSPM0526-
SA-P-0408
-XD2
5-pin M12
Field Attachable
Connector
FW-ERSPM0526-
SA-P-0408
-XD3
5-pin M12
Field Attachable
Connector
FW-ERSPM0526-
SA-P-0408

-BG01 =V4WR1BG0/1.1
-BG02 =V4WR1BG0/1.2
-BG03 =V4WR1BG0/1.3
-BG04 =V4WR1BG0/1.4
-BG05 =V4WR1BG0/1.6
+V4FQ1-BG01 =V4FQ1+FQ1/1.1
+V4FQ1-BG03 =V4FQ1+FQ1/1.4
+V4FQ1-BG04 =V4FQ1+FQ1/1.5

=V4WR1BG0/1
=V4WR1UQ51BG0+.WR1UQ51/1

			Date	12/22/2022	Volvo Trucks North America	Valiant TMS	MURR MODULE SAFE 16 IN	Drawing name: =2V06&EFS_EL	= V4WR1KF1
			Ed.	KMAFFRE					+ V4WR1
			Appr		P6700 Rear Wall - Cell 2V06			Document type: EFS	Project nr: 22-16148
Modification	Date	Name	Original		Replacement of	Replaced by	Scale 1:1		Page 1 / 1460

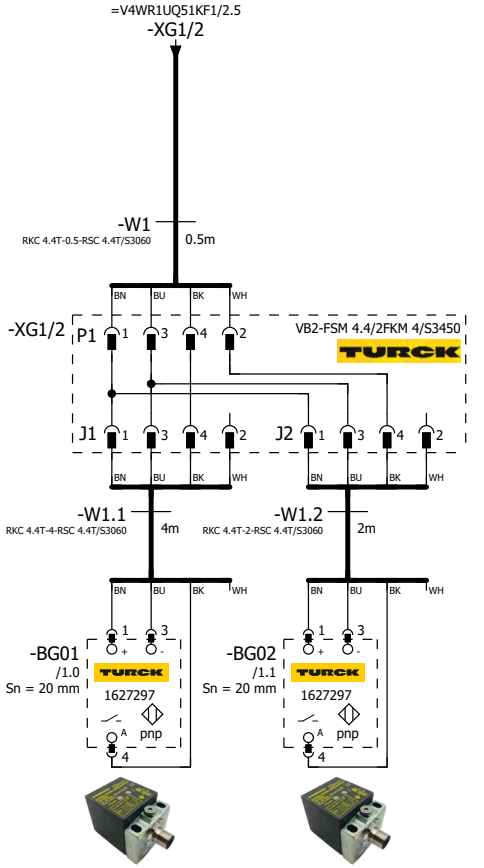

=V4WR1UQ51 -BG01 Rear Wall Panel	=V4WR1UQ51 -BG02 Rear Wall Panel

=V4WR1KF1+V4WR1/1

=V4WR1UQ51KF1/1

			Date	12/14/2022	Volvo Trucks North America		Valiant TMS	SENSORS	Drawing name: =2V06&EFS_EL	= V4WR1UQ51BG0	
			Ed.	MKLEPADLO						+ V4WR1UQ51	
			Appr		P6700 Rear Wall - Cell 2V06		Scale 1:1		Document type: EFS	Project nr: 22-16148	Page 1
Modification	Date	Name	Original		Replacement of	Replaced by					1460

=V4WR1UQ51WC4/1.5 / W1

=V4KF1+.UC46/102.6 / +.UC46-KF100.46-P3

-W1
RSM RKM 56-15M/S3059
15m

-KF100.46-P3
PROFINET Cable
6XV1840-3AH10

-KF1

X20 M12, 7/8" 1 2 3 4 5
0V_VAL / OUT
0V_EL / SEN
FE
24V_EL / SEN
24V_VAL / OUT

-TP1 M12
-TP2 M12

ON
OFF
1 2 1 2

FESTO
Bus node + Interlinking block
548755 + 550208

-KF1.11

FESTO
CPX-M-AB-8-M12X2-5POL
549335

I2100.0	DI 0 X1:4	V4WR1UQ51UQ1.1-BGR	Clamps 1 (RESET)
I2100.1	DI 1 X1:2	V4WR1UQ51UQ1.1-BGS	Clamps 1 (SET)
I2100.2	DI 2 X2:4	V4WR1UQ51UQ1.2-BGR	Clamps 1 (RESET)
I2100.3	DI 3 X2:2	V4WR1UQ51UQ1.2-BGS	Clamps 1 (SET)
I2100.4	DI 4 X3:4	V4WR1UQ51UQ1.3-BGR	Clamps 1 (RESET)
I2100.5	DI 5 X3:2	V4WR1UQ51UQ1.3-BGS	Clamps 1 (SET)
I2100.6	DI 6 X4:4	V4WR1UQ51UQ1.4-BGR	Clamps 1 (RESET)
I2100.7	DI 7 X4:2	V4WR1UQ51UQ1.4-BGS	Clamps 1 (SET)
I2101.0	DI 8 X5:4	V4WR1UQ51UQ2.1-BGR	Clamps 2 (RESET)
I2101.1	DI 9 X5:2	V4WR1UQ51UQ2.1-BGS	Clamps 2 (SET)
I2101.2	DI 10 X6:4	V4WR1UQ51UQ2.2-BGR	Clamps 2 (RESET)
I2101.3	DI 11 X6:2	V4WR1UQ51UQ2.2-BGS	Clamps 2 (SET)
I2101.4	DI 12 X7:4	V4WR1UQ51UQ2.3-BGR	Clamps 2 (RESET)
I2101.5	DI 13 X7:2	V4WR1UQ51UQ2.3-BGS	Clamps 2 (SET)
I2101.6	DI 14 X8:4	V4WR1UQ51UQ2.4-BGR	Clamps 2 (RESET)
I2101.7	DI 15 X8:2	V4WR1UQ51UQ2.4-BGS	Clamps 2 (SET)

X1 M12 24V DI 1 0V DI 0 FE 1 2 3 4 5
X2 M12 24V DI 3 0V DI 2 FE 1 2 3 4 5
X3 M12 24V DI 5 0V DI 4 FE 1 2 3 4 5
X4 M12 24V DI 7 0V DI 6 FE 1 2 3 4 5
X5 M12 24V DI 9 0V DI 8 FE 1 2 3 4 5
X6 M12 24V DI 11 0V DI 10 FE 1 2 3 4 5
X7 M12 24V DI 13 0V DI 12 FE 1 2 3 4 5
X8 M12 24V DI 15 0V DI 14 FE 1 2 3 4 5

BN WH BU BK

+WR1UQ51UQ1.1-W1
=V4WR1UQ51UQ1+.WR1UQ51UQ1/1.1

+WR1UQ51UQ1.2-W1
=V4WR1UQ51UQ1+.WR1UQ51UQ1/1.2

+WR1UQ51UQ1.3-W1
=V4WR1UQ51UQ1+.WR1UQ51UQ1/1.4

+WR1UQ51UQ1.4-W1
=V4WR1UQ51UQ1+.WR1UQ51UQ1/1.5

+WR1UQ51UQ1.5-W1
=V4WR1UQ51UQ1+.WR1UQ51UQ1/1.7

+WR1UQ51UQ1.6-W1
=V4WR1UQ51UQ1+.WR1UQ51UQ1/1.9

+WR1UQ51UQ2.1-W1
=V4WR1UQ51UQ2+.WR1UQ51UQ2/1.1

+WR1UQ51UQ2.2-W1
=V4WR1UQ51UQ2+.WR1UQ51UQ2/1.2

=V4WR1UQ51BG0/1

2

			Date	12/14/2022	Volvo Trucks North America	Valiant TMS	CONNECTING MOD. FOR VTSA MANIFOLD	Drawing name: =2V06&EFS_EL	= V4WR1UQ51KF1	
			Ed.	MKLEPADLO					+ V4WR1UQ51	
			Appr		P6700 Rear Wall - Cell 2V06			Document type: EFS	Project nr: 22-16148	Page 1
Modification	Date	Name	Original		Replacement of	Replaced by	Scale 1:1			1460

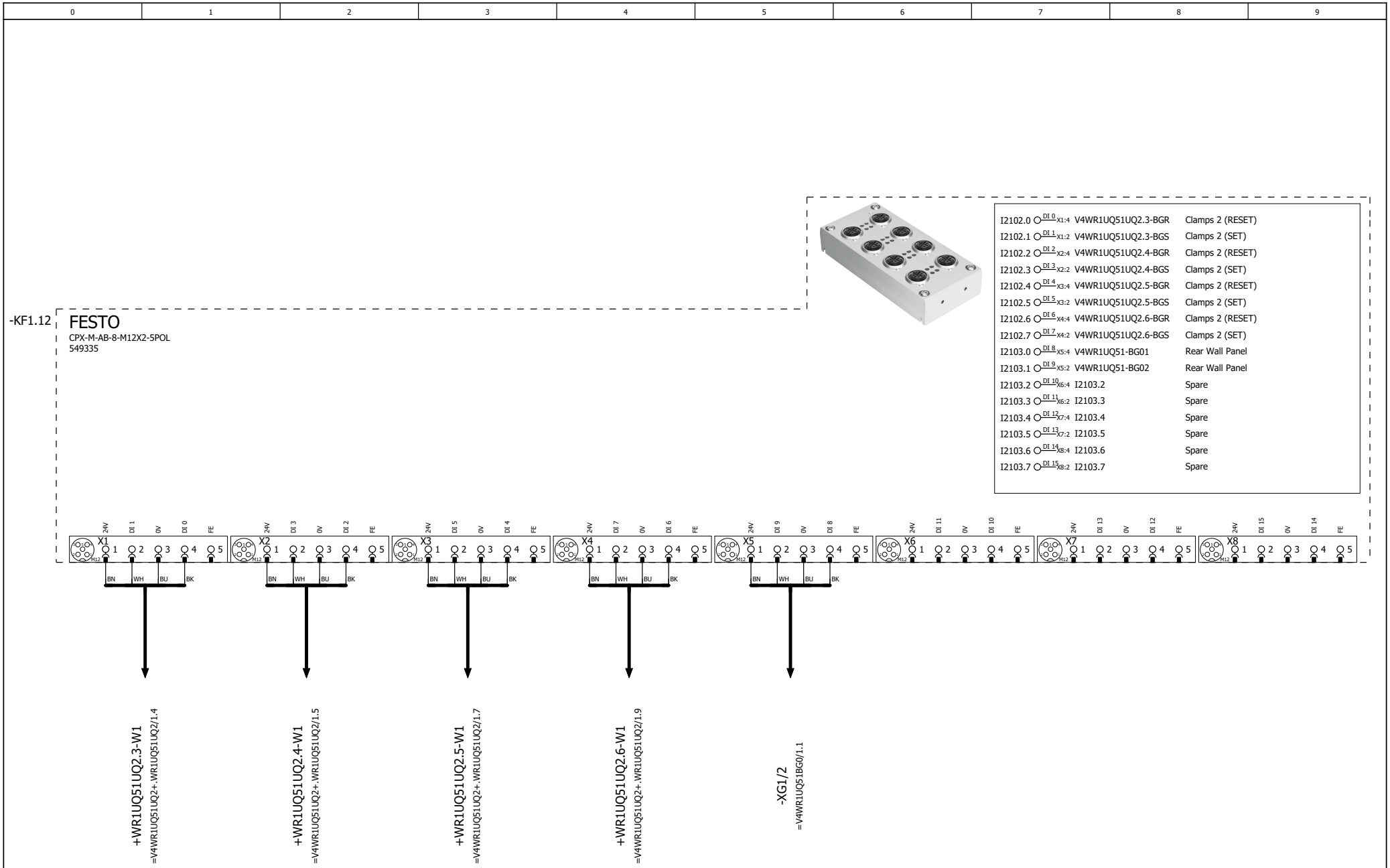

1 3

			Date	12/14/2022	Volvo Trucks North America	Valiant TMS	I/O MOD. DI16 (8 x M12) FOR VTSA-F	Drawing name: =2V06&EFS_EL	= V4WR1UQ51KF1 + V4WR1UQ51
			Ed.	MKLEPADLO	P6700 Rear Wall - Cell 2V06				
			Appr					Document type: EFS	Project nr: 22-16148
Modification	Date	Name	Original		Replacement of / Replaced by	Scale 1:1			Page 2 / 1460

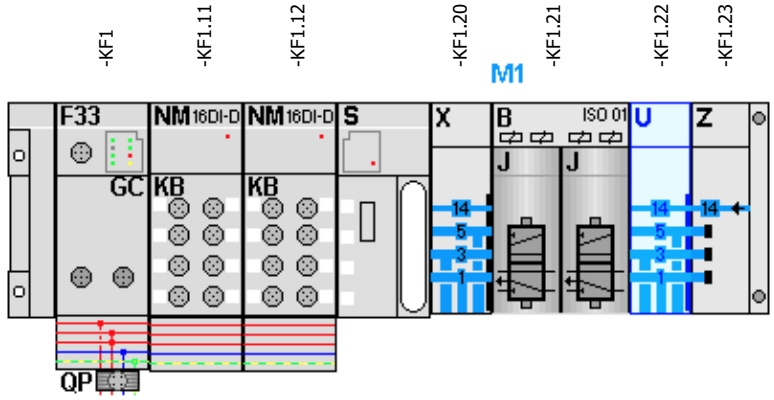

-KF1.21
=V4WR1UQ51UQ1+.WR1UQ51UQ1/1.3
=V4WR1UQ51UQ2+.WR1UQ51UQ2/1.3

FESTO

=V4WR1UQ51UQ1+.WR1UQ51UQ1/1.4	Q2100.0 DO 0 1.1	-QN1.1_Q	Clamps 1 (RST)
=V4WR1UQ51UQ1+.WR1UQ51UQ1/1.4	Q2100.1 DO 1 1.2	-QN1.2_Q	Clamps 1 (SET)
=V4WR1UQ51UQ2+.WR1UQ51UQ2/1.4	Q2100.2 DO 2 2.1	-QN2.1_Q	Clamps 2 (RST)
=V4WR1UQ51UQ2+.WR1UQ51UQ2/1.4	Q2100.3 DO 3 2.2	-QN2.2_Q	Clamps 2 (SET)

			Date	12/14/2022	Volvo Trucks North America	Valiant TMS	CONNECTING MOD. FOR FESTO DQ	Drawing name: =2V06&EFS_EL	= V4WR1UQ51KF1
			Ed.	MKLEPADLO					+ V4WR1UQ51
			Appr		P6700 Rear Wall - Cell 2V06	Scale 1:1		Document type: EFS	Project nr: 22-16148 Page 3
Modification	Date	Name	Original		Replacement of / Replaced by				1460

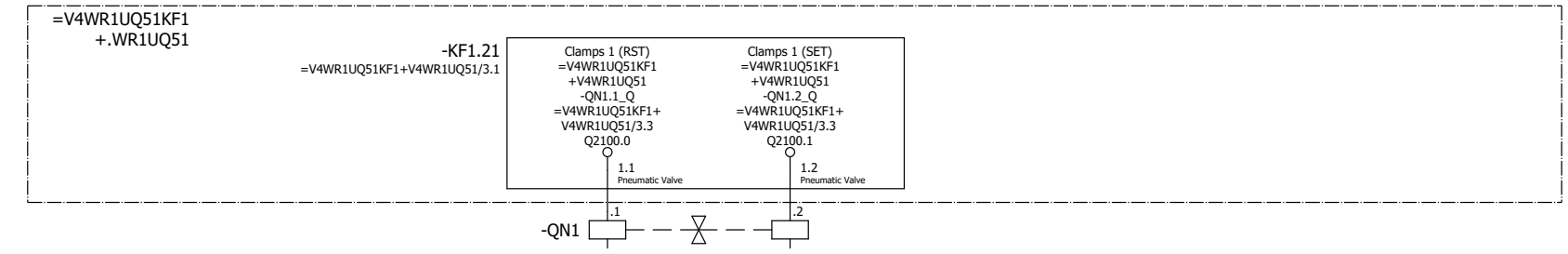

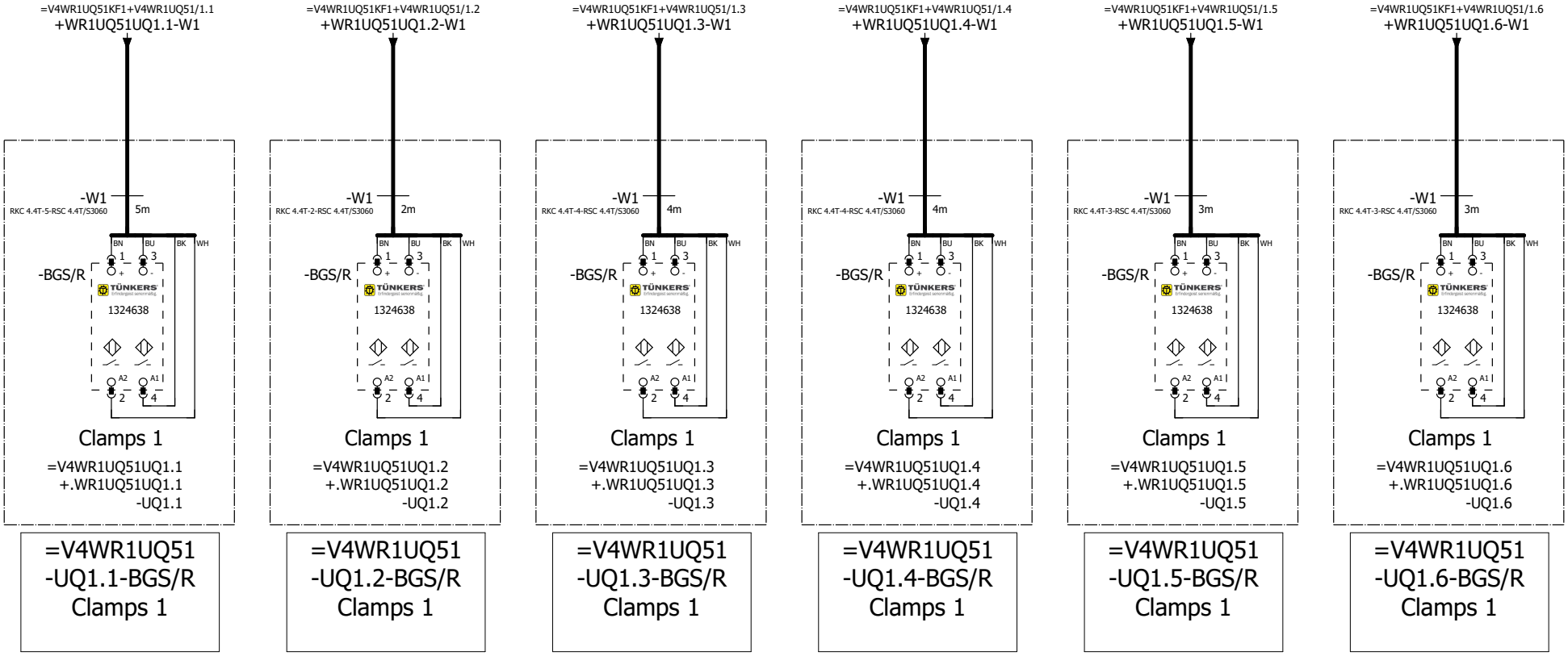

=V4WR1UQ51 -UQ1.1-BGS/R Clamps 1	=V4WR1UQ51 -UQ1.2-BGS/R Clamps 1	=V4WR1UQ51 -UQ1.3-BGS/R Clamps 1	=V4WR1UQ51 -UQ1.4-BGS/R Clamps 1
=V4WR1UQ51 -UQ1.5-BGS/R Clamps 1	=V4WR1UQ51 -UQ1.6-BGS/R Clamps 1		

=V4WR1UQ51KF1+V4WR1UQ51/3

=V4WR1UQ51UQ2+.WR1UQ51UQ2/1

			Date	12/14/2022	Volvo Trucks North America	Valiant TMS	FESTO DQ CONNECTION QN1	Drawing name: =2V06&EFS_EL	= V4WR1UQ51UQ1
			Ed.	MKLEPADLO					+ V4WR1UQ51UQ1
			Appr		P6700 Rear Wall - Cell 2V06			Document type: EFS	Project nr: 22-16148
Modification	Date	Name	Original		Replacement of	Replaced by	Scale 1:1		Page 1 / 1460

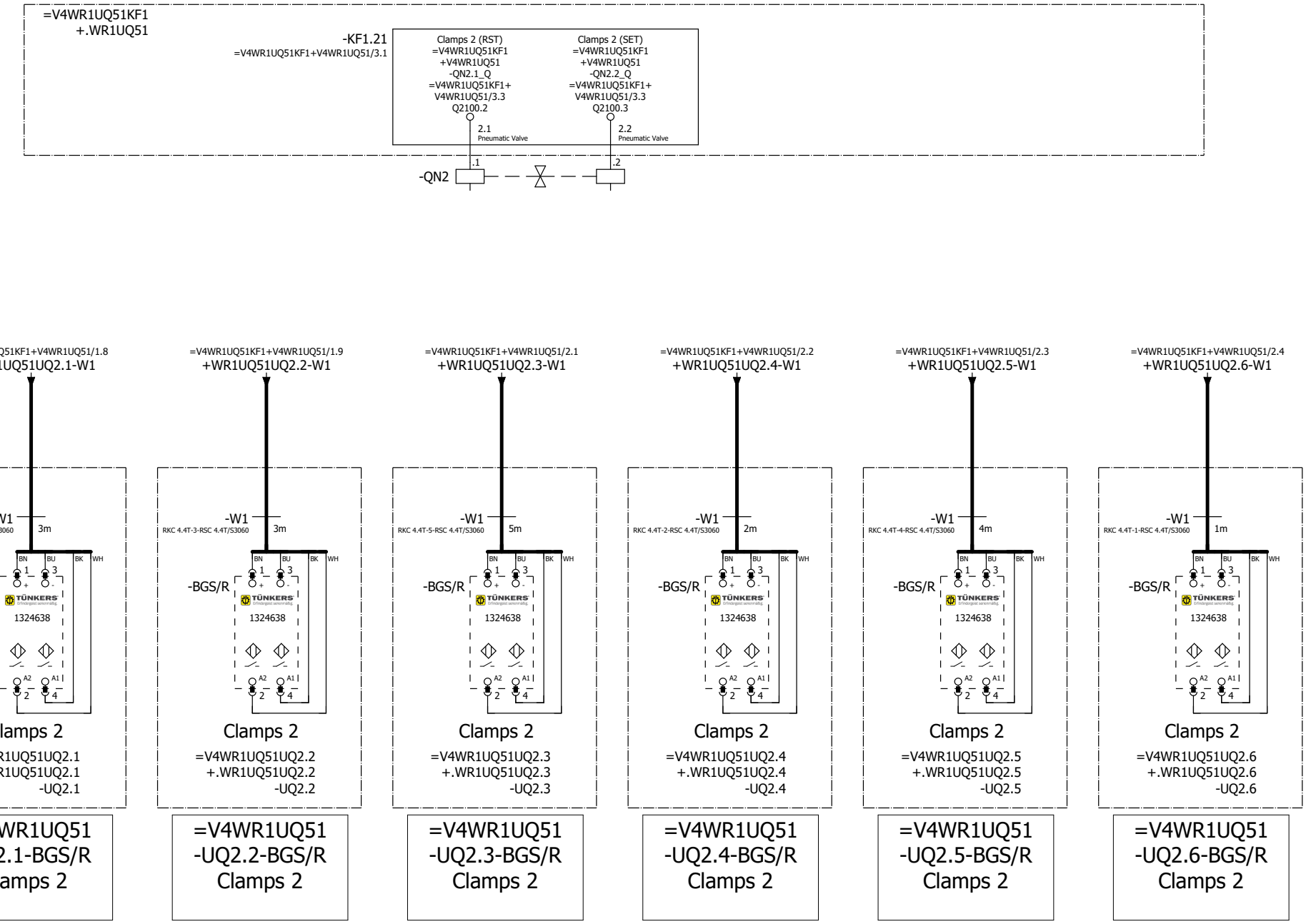

=V4WR1UQ51UQ1+.WR1UQ51UQ1/1

=V4WR1UQ51WC4+V4WR1UQ51/1

			Date	12/14/2022	Volvo Trucks North America		Valiant TMS	FESTO DQ CONNECTION QN2	Drawing name: =2V06&EFS_EL	= V4WR1UQ51UQ2
			Ed.	MKLEPADLO						+ V4WR1UQ51UQ2
			Appr		P6700 Rear Wall - Cell 2V06				Document type: EFS	Project nr: 22-16148
Modification	Date	Name	Original		Replacement of	Replaced by	Scale 1:1			Page 1 / 1460

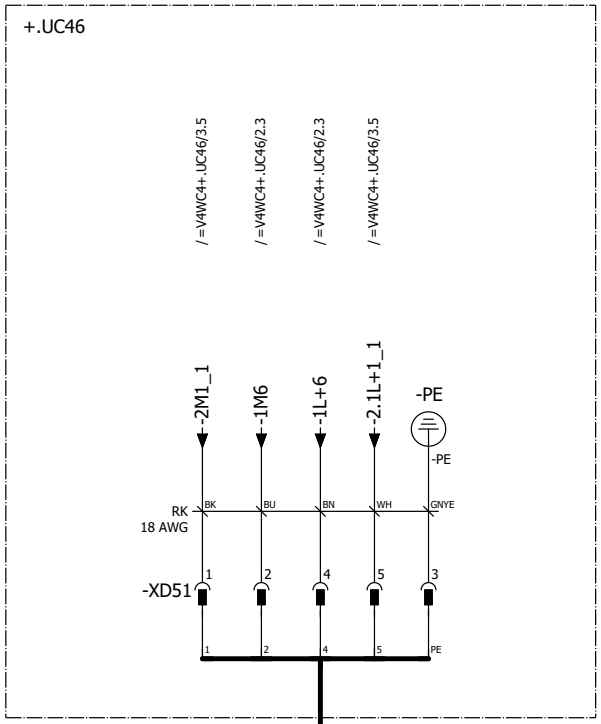

POWER IN / POWER OUT

Pin 1: 0 V UA
Pin 2: 0 V US
Pin 3: FE
Pin 4: +24 V US / 9 A
Pin 5: +24 V UA / 9 A

Pin #	WIRE	COLOR
Pin 1	2M1_1	BK
Pin 2	1M6	BU
Pin 3	PE	GNYE
Pin 4	1L+6	BN
Pin 5	2.1L+1_1	WH

W1
=V4WR1UQ51KF1/1.1

=V4WR1UQ51UQ2+.WR1UQ51UQ2/1

=V4WR1UQ52BG0+.WR1UQ52/1

			Date	12/14/2022	Volvo Trucks North America		Valiant TMS	24VDC	Drawing name: =2V06&EFS_EL	= V4WR1UQ51WC4
			Ed.	MKLEPADLO						+ V4WR1UQ51
			Appr		P6700 Rear Wall - Cell 2V06				Document type: EFS	Project nr: 22-16148
Modification	Date	Name	Original		Replacement of	Replaced by	Scale 1:1			Page 1 / 1460

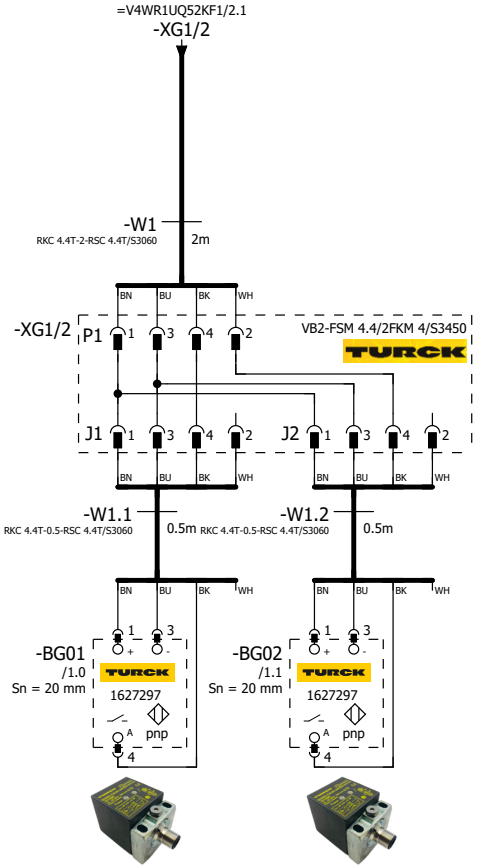

=V4WR1UQ52 -BG01 Rear Wall Panel	=V4WR1UQ52 -BG02 Rear Wall Panel

=V4WR1UQ51WC4+.WR1UQ51/1 =V4WR1UQ52KF1/1

			Date	12/14/2022	Volvo Trucks North America	Valiant TMS	SENSORS	Drawing name: =2V06&EFS_EL	= V4WR1UQ52BG0	
			Ed.	MKLEPADLO					+ V4WR1UQ52	
			Appr		P6700 Rear Wall - Cell 2V06			Document type: EFS	Project nr: 22-16148	Page 1
Modification	Date	Name	Original		Replacement of / Replaced by	Scale 1:1				1460

=V4WR1UQ52WC4/1.5 / W1

=V4KF1+.UC46/102.6 / +.UC46-KF100.46-P4

-W1
RSM RKM 56-15M/S3059
15m

-KF100.46-P4
PROFINET Cable
6XV1840-3AH10

-KF1

X20 M12, 7/8" 1 2 PE 4 5
0V_VAL / OUT
0V_EL / SEN
FE
24V_EL / SEN
24V_VAL / OUT

-TP1 M12
-TP2 M12

ON
OFF
1 2 1 2

FESTO
Bus node + Interlinking block
548755 + 550208

-KF1.11

FESTO
CPX-M-AB-8-M12X2-5POL
549335

I2125.0	DI 0 X1:4	V4WR1UQ52UQ1.1-BGR	Clamps (RESET)
I2125.1	DI 1 X1:2	V4WR1UQ52UQ1.1-BGS	Clamps (SET)
I2125.2	DI 2 X2:4	V4WR1UQ52UQ1.2-BGR	Clamps (RESET)
I2125.3	DI 3 X2:2	V4WR1UQ52UQ1.2-BGS	Clamps (SET)
I2125.4	DI 4 X3:4	V4WR1UQ52UQ1.3-BGR	Clamps (RESET)
I2125.5	DI 5 X3:2	V4WR1UQ52UQ1.3-BGS	Clamps (SET)
I2125.6	DI 6 X4:4	V4WR1UQ52UQ1.4-BGR	Clamps (RESET)
I2125.7	DI 7 X4:2	V4WR1UQ52UQ1.4-BGS	Clamps (SET)
I2126.0	DI 8 X5:4	V4WR1UQ52UQ1.5-BGR	Clamps (RESET)
I2126.1	DI 9 X5:2	V4WR1UQ52UQ1.5-BGS	Clamps (SET)
I2126.2	DI 10 X6:4	V4WR1UQ52UQ1.6-BGR	Clamps (RESET)
I2126.3	DI 11 X6:2	V4WR1UQ52UQ1.6-BGS	Clamps (SET)
I2126.4	DI 12 X7:4	V4WR1UQ52UQ1.7-BGR	Clamps (RESET)
I2126.5	DI 13 X7:2	V4WR1UQ52UQ1.7-BGS	Clamps (SET)
I2126.6	DI 14 X8:4	V4WR1UQ52UQ1.8-BGR	Clamps (RESET)
I2126.7	DI 15 X8:2	V4WR1UQ52UQ1.8-BGS	Clamps (SET)

X1 M12: 24V DI 1 0V DI 0 FE — BN WH BU BK
X2 M12: 24V DI 3 0V DI 2 FE — BN WH BU BK
X3 M12: 24V DI 5 0V DI 4 FE — BN WH BU BK
X4 M12: 24V DI 7 0V DI 6 FE — BN WH BU BK
X5 M12: 24V DI 9 0V DI 8 FE — BN WH BU BK
X6 M12: 24V DI 11 0V DI 10 FE — BN WH BU BK
X7 M12: 24V DI 13 0V DI 12 FE — BN WH BU BK
X8 M12: 24V DI 15 0V DI 14 FE — BN WH BU BK

+WR1UQ52UQ1.1-W1 =V4WR1UQ52UQ1+.WR1UQ52UQ1/1.1
+WR1UQ52UQ1.2-W1 =V4WR1UQ52UQ1+.WR1UQ52UQ1/1.2
+WR1UQ52UQ1.3-W1 =V4WR1UQ52UQ1+.WR1UQ52UQ1/1.4
+WR1UQ52UQ1.4-W1 =V4WR1UQ52UQ1+.WR1UQ52UQ1/1.5
+WR1UQ52UQ1.5-W1 =V4WR1UQ52UQ1+.WR1UQ52UQ1/1.7
+WR1UQ52UQ1.6-W1 =V4WR1UQ52UQ1+.WR1UQ52UQ1/1.9
+WR1UQ52UQ1.7-W1 =V4WR1UQ52UQ1+.WR1UQ52UQ1/2.1
+WR1UQ52UQ1.8-W1 =V4WR1UQ52UQ1+.WR1UQ52UQ1/2.2

=V4WR1UQ52BG0/1

2

			Date	12/14/2022	Volvo Trucks North America	Valiant TMS	CONNECTING MOD. FOR VTSA MANIFOLD	Drawing name: =2V06&EFS_EL	= V4WR1UQ52KF1	
			Ed.	MKLEPADLO					+ V4WR1UQ52	
			Appr		P6700 Rear Wall - Cell 2V06			Document type: EFS	Project nr: 22-16148	Page 1
Modification	Date	Name	Original		Replacement of	Replaced by	Scale 1:1			1460

I2127.0	DI 0 X1:4 V4WR1UQ52-BG01	Rear Wall Panel
I2127.1	DI 1 X1:2 V4WR1UQ52-BG02	Rear Wall Panel
I2127.2	DI 2 X2:4 I2127.2	Spare
I2127.3	DI 3 X2:2 I2127.3	Spare
I2127.4	DI 4 X3:4 I2127.4	Spare
I2127.5	DI 5 X3:2 I2127.5	Spare
I2127.6	DI 6 X4:4 I2127.6	Spare
I2127.7	DI 7 X4:2 I2127.7	Spare
I2128.0	DI 8 X5:4 I2128.0	Spare
I2128.1	DI 9 X5:2 I2128.1	Spare
I2128.2	DI 10 X6:4 I2128.2	Spare
I2128.3	DI 11 X6:2 I2128.3	Spare
I2128.4	DI 12 X7:4 I2128.4	Spare
I2128.5	DI 13 X7:2 I2128.5	Spare
I2128.6	DI 14 X8:4 I2128.6	Spare
I2128.7	DI 15 X8:2 I2128.7	Spare

-KF1.12

FESTO

CPX-M-AB-8-M12X2-5POL

549335

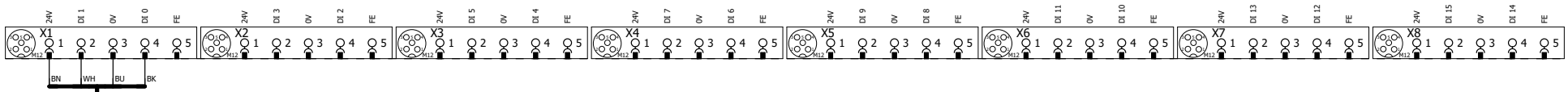

-XG1/2

=V4WR1UQ52BG0/1.1

			Date	12/14/2022	Volvo Trucks North America		Valiant TMS	I/O MOD. DI16 (8 x M12) FOR VTSA-F	Drawing name: =2V06&EFS_EL	= V4WR1UQ52KF1	
			Ed.	MKLEPADLO						+ V4WR1UQ52	
			Appr		P6700 Rear Wall - Cell 2V06				Document type: EFS	Project nr: 22-16148	Page 2
Modification	Date	Name	Original		Replacement of	Replaced by	Scale 1:1				1460

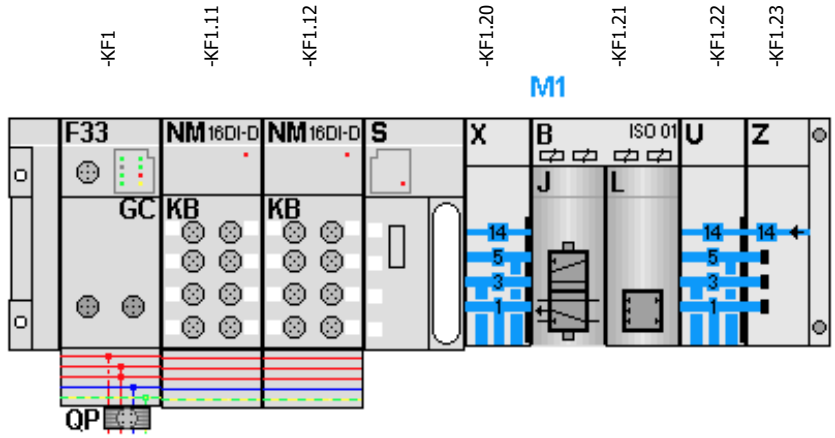

+.WR1UQ52-KF1.21
=V4WR1UQ52UQ1+.WR1UQ52UQ1/1.3

FESTO

=V4WR1UQ52UQ1+.WR1UQ52UQ1/1.4	Q2125.0 DO 0 1.1	-QN1.1_Q	Clamps (RST)
=V4WR1UQ52UQ1+.WR1UQ52UQ1/1.4	Q2125.1 DO 1 1.2	-QN1.2_Q	Clamps (SET)
	Q2125.2 DO 2 2.1	-QN2.1_Q	Spare
	Q2125.3 DO 3 2.2	-QN2.2_Q	Spare

2

=V4WR1UQ52UQ1+.WR1UQ52UQ1/1

			Date	12/14/2022	Volvo Trucks North America	Valiant TMS	CONNECTING MOD. FOR FESTO DQ	Drawing name: =2V06&EFS_EL	= V4WR1UQ52KF1 + V4WR1UQ52
			Ed.	MKLEPADLO	P6700 Rear Wall - Cell 2V06				
			Appr					Document type: EFS	Project nr: 22-16148
Modification	Date	Name	Original		Replacement of / Replaced by	Scale 1:1			Page 3 / 1460

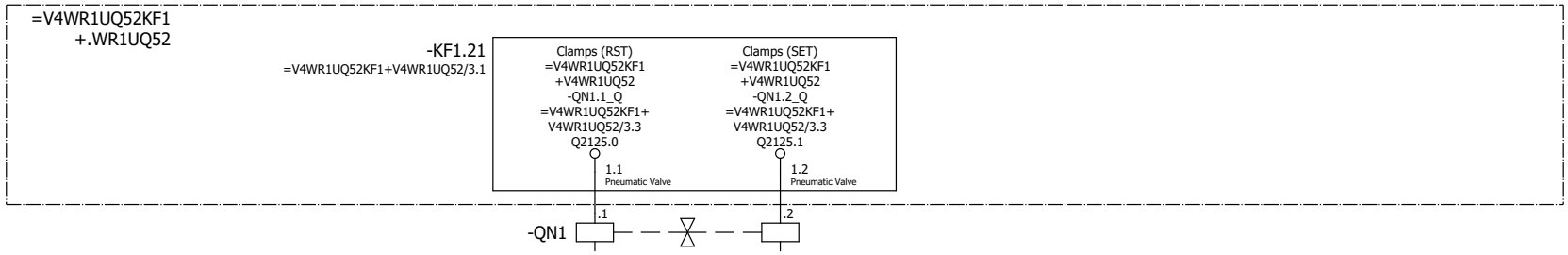

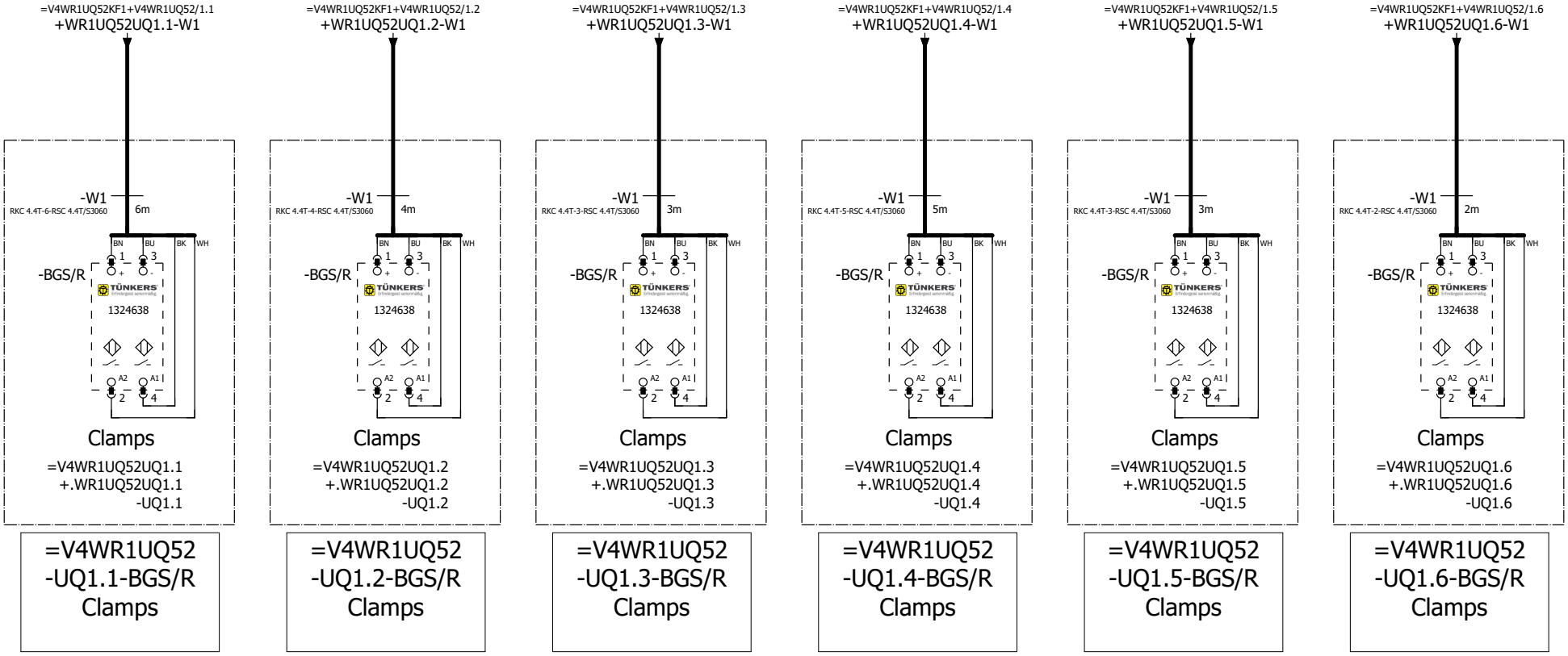

=V4WR1UQ52 -UQ1.1-BGS/R Clamps	=V4WR1UQ52 -UQ1.2-BGS/R Clamps	=V4WR1UQ52 -UQ1.3-BGS/R Clamps	=V4WR1UQ52 -UQ1.4-BGS/R Clamps	=V4WR1UQ52 -UQ1.5-BGS/R Clamps	=V4WR1UQ52 -UQ1.6-BGS/R Clamps

=V4WR1UQ52KF1+V4WR1UQ52/3

2

			Date	12/14/2022	Volvo Trucks North America		Valiant TMS	FESTO DQ CONNECTION QN1	Drawing name: =2V06&EFS_EL	= V4WR1UQ52UQ1	
			Ed.	MKLEPADLO						+ V4WR1UQ52UQ1	
			Appr		P6700 Rear Wall - Cell 2V06				Document type: EFS	Project nr: 22-16148	Page 1
Modification	Date	Name	Original		Replacement of	Replaced by	Scale 1:1				1460

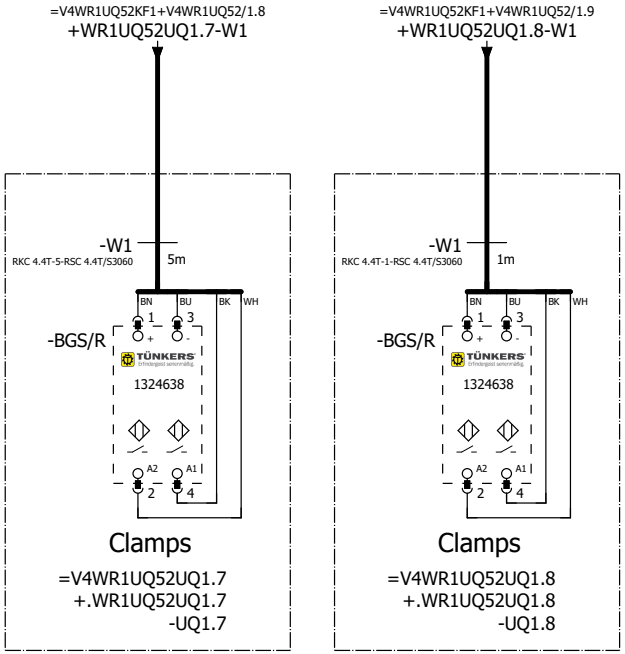

=V4WR1UQ52
-UQ1.7-BGS/R
Clamps

=V4WR1UQ52
-UQ1.2-BGS/R
Clamps

1

=V4WR1UQ52WC4+V4WR1UQ52/1

			Date	12/14/2022	Volvo Trucks North America		Valiant TMS	FESTO DQ CONNECTION QN1	Drawing name: =2V06&EFS_EL	= V4WR1UQ52UQ1	
			Ed.	MKLEPADLO						+ V4WR1UQ52UQ1	
			Appr		P6700 Rear Wall - Cell 2V06				Document type: EFS	Project nr: 22-16148	Page 2
Modification	Date	Name	Original		Replacement of	Replaced by	Scale 1:1				1460

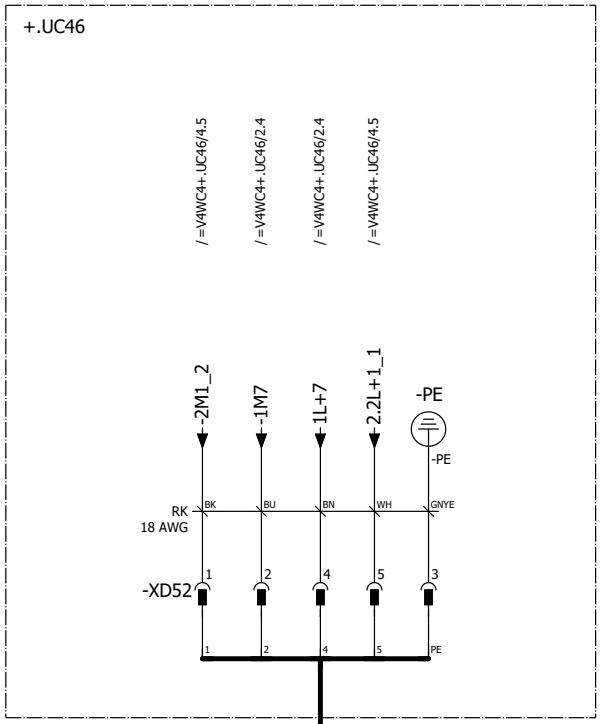

POWER IN / POWER OUT

Pin 1: 0 V UA
Pin 2: 0 V US
Pin 3: FE
Pin 4: +24 V US / 9 A
Pin 5: +24 V UA / 9 A

Pin #	WIRE	COLOR
Pin 1	2M1_1	BK
Pin 2	1M6	BU
Pin 3	PE	GNYE
Pin 4	1L+6	BN
Pin 5	2.1L+1_1	WH

W1
=V4WR1UQ52KF1/1.1

=V4WR1UQ52UQ1+.WR1UQ52UQ1/2

=V4WR1WC1+.WR1UC01/1

			Date	12/14/2022	Volvo Trucks North America	Valiant TMS	24VDC	Drawing name: =2V06&EFS_EL	= V4WR1UQ52WC4
			Ed.	MKLEPADLO					+ V4WR1UQ52
			Appr		P6700 Rear Wall - Cell 2V06			Document type: EFS	Project nr: 22-16148
Modification	Date	Name	Original		Replacement of	Replaced by	Scale 1:1		Page 1 / 1460

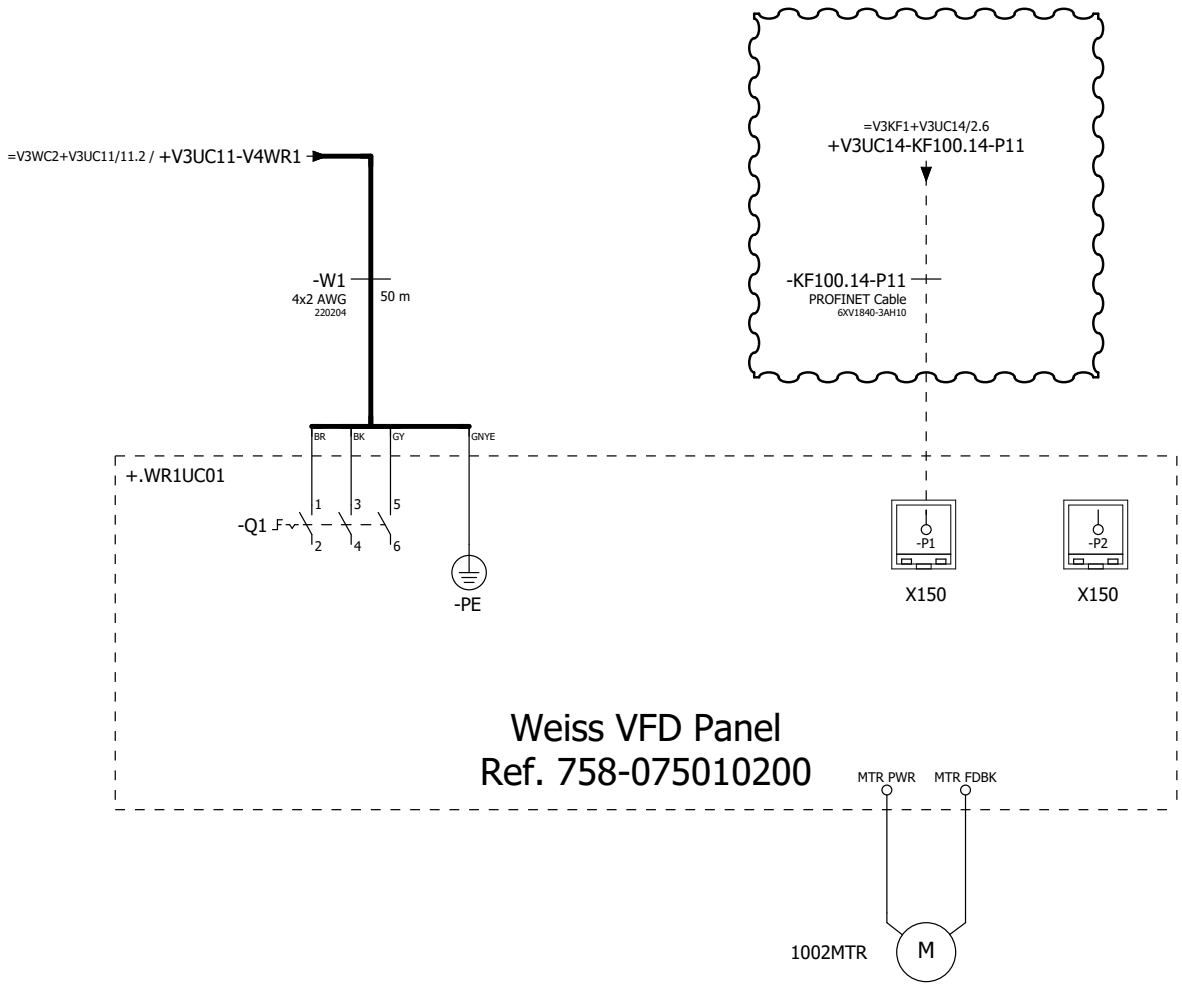

=V4WR1UQ52WC4+.WR1UQ52/1

&ELU=KF0+UC31/1

			Date	12/14/2022	Volvo Trucks North America	Valiant TMS	Incoming power & profinet	Drawing name: =2V06&EFS_EL	= V4WR1WC1	
			Ed.	MKLEPADLO					+ V4WR1UC01	
			Appr		P6700 Rear Wall - Cell 2V06			Document type: EFS	Project nr: 22-16148	Page 1
Modification	Date	Name	Original		Replacement of / Replaced by	Scale 1:1				1460

0	1	2	3	4	5	6	7	8	9

-UC31

&EFS=V4WR1WC1+V4WR1UC01/1

2

			Date	9/26/2022	Volvo Trucks North America	Valiant TMS	Layout UC31 MOP	Drawing name: =2V06&EFS_EL	= KF0
			Ed.	MKLEPADLO					+ UC31
			Appr		P6700 Rear Wall - Cell 2V06			Document type: ELU	Project nr: 22-16148
Modification	Date	Name	Original		Replacement of / Replaced by	Scale 1:1			Page 1 / 1460

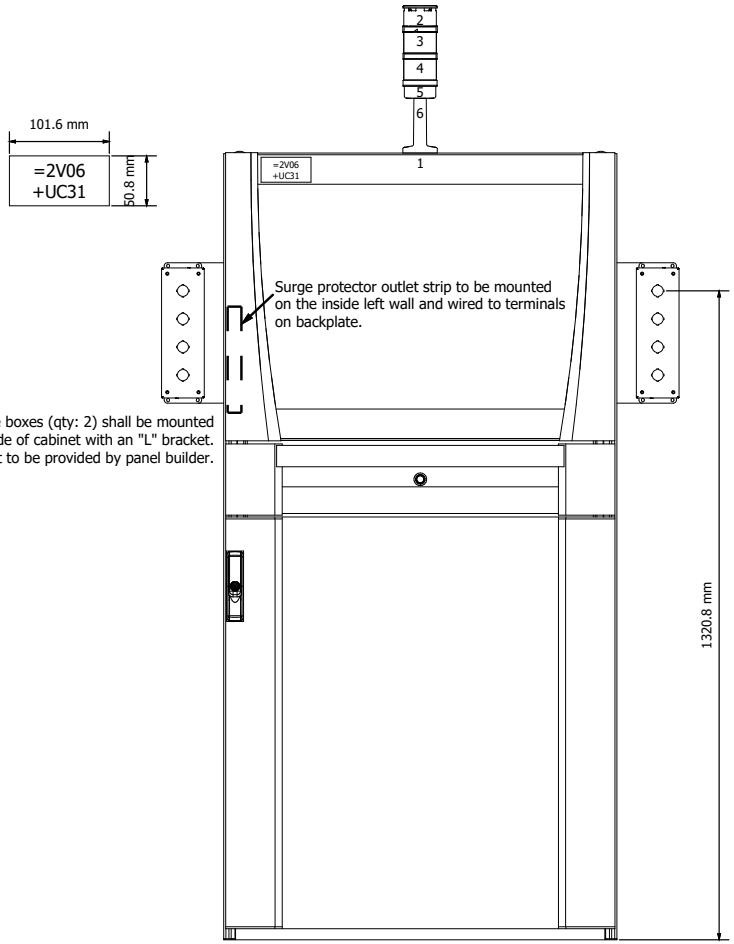

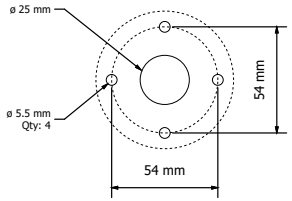

DETAIL 'B'
ABB Stack light
K70 series

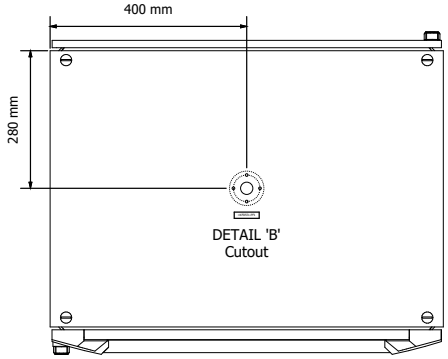

DETAIL 'B'
Cutout

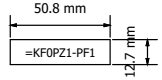

Top View
of Enclosure

Enclosure panel shall be finished in RAL 7035 Light Grey paint.

			Date	9/26/2022	Volvo Trucks North America	Valiant TMS	Layout UC31 MOP External View	Drawing name: =2V06&EFS_EL	= KF0	
			Ed.	MKLEPADLO					+ UC31	
			Appr		P6700 Rear Wall - Cell 2V06			Document type: ELU	Project nr: 22-16148	Page 2
Modification	Date	Name	Original		Replacement of	Replaced by	Scale 1:10			1460

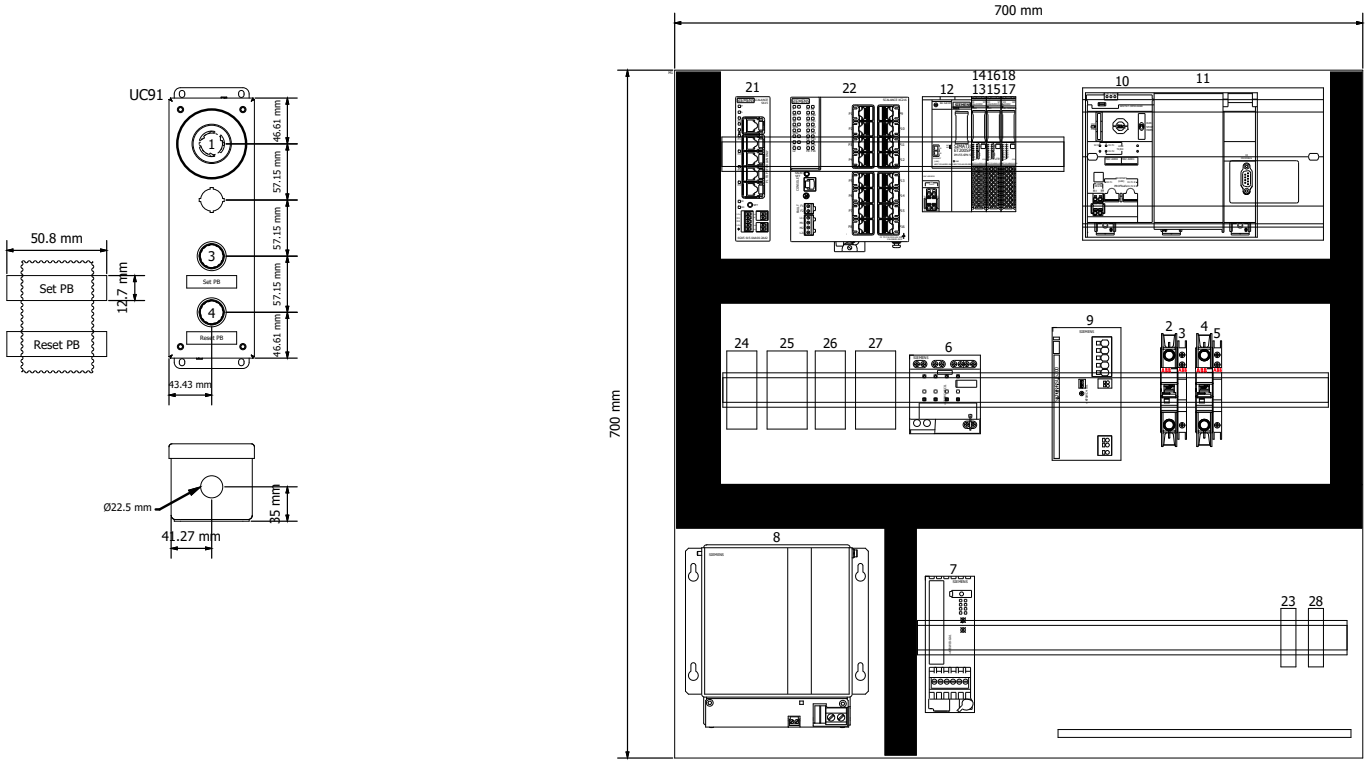

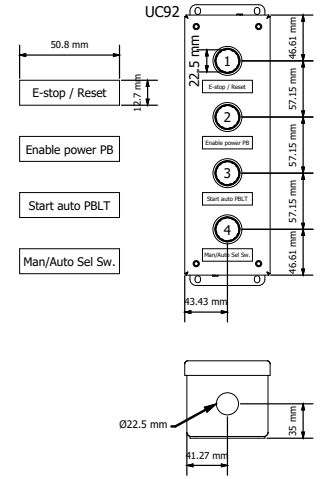

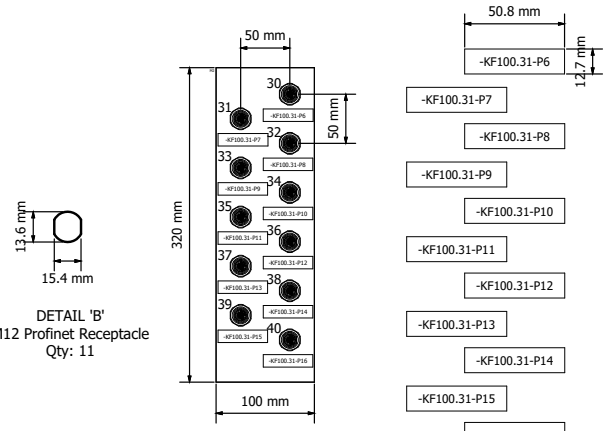

DETAIL 'B'
M12 Profinet Receptacle
Qty: 11

Profinet receptacle plate. Shall be mounted to left side of subplate with a bracket.
* Mounting bracket to be provided by panel builder.

2

=V1PZ1PF1+V1UC61/1

			Date	12/16/2022	Volvo Trucks North America		Valiant TMS	Layout UC31 MOP Internal View	Drawing name: =2V06&EFS_EL	= KF0	
			Ed.	KMAFFRE						+ UC31	
			Appr		P6700 Rear Wall - Cell 2V06		Scale 1:5		Document type: ELU	Project nr: 22-16148	Page 3
Modification	Date	Name	Original		Replacement of	Replaced by					1460

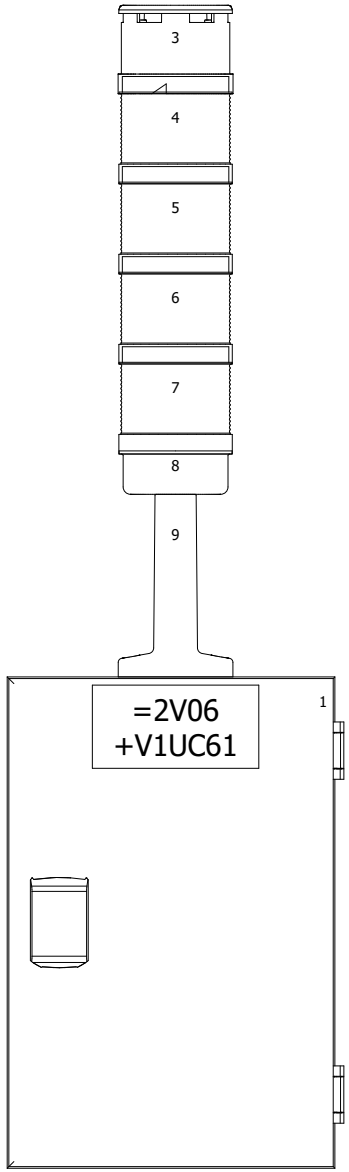

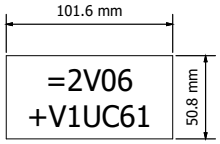

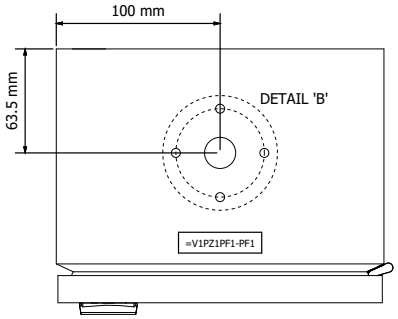

Top View
of Enclosure

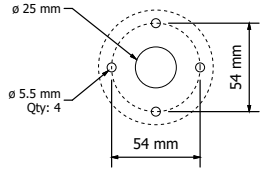

DETAIL 'B'
ABB Stack light
K70 series

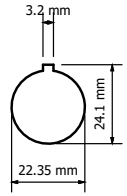

DETAIL 'A'
1-1/8" Receptacle

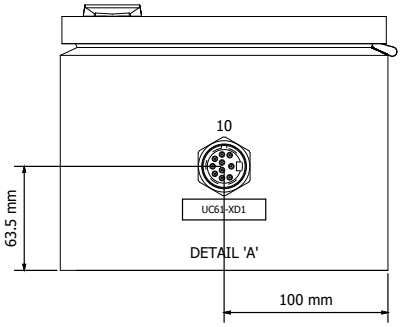

Buttom View
of Enclosure

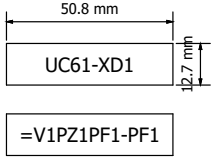

=KF0+UC31/3

2

			Date	9/26/2022	Volvo Trucks North America	Valiant TMS	Layout UC61 SL External View	Drawing name: =2V06&EFS_EL	= V1PZ1PF1 + V1UC61
			Ed.	MKLEPADLO					
			Appr		P6700 Rear Wall - Cell 2V06	Scale 1:3		Document type: ELU	Project nr: 22-16148
Modification	Date	Name	Original		Replacement of / Replaced by				Page 1 / 1460

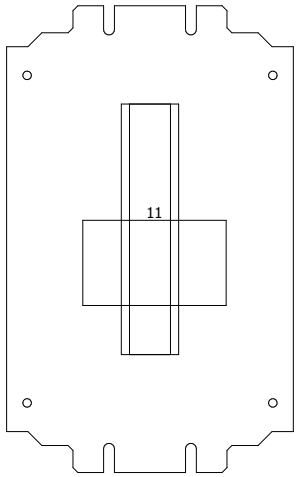

1

=V1PZ1PF2+.UC62/1

			Date	9/26/2022	Volvo Trucks North America	Valiant TMS	Layout UC61 SL Internal View	Drawing name: =2V06&EFS_EL	= V1PZ1PF1	
			Ed.	MKLEPADLO					+ V1UC61	
			Appr		P6700 Rear Wall - Cell 2V06	Scale 1:3		Document type: ELU	Project nr: 22-16148	Page 2
Modification	Date	Name	Original		Replacement of / Replaced by					1460

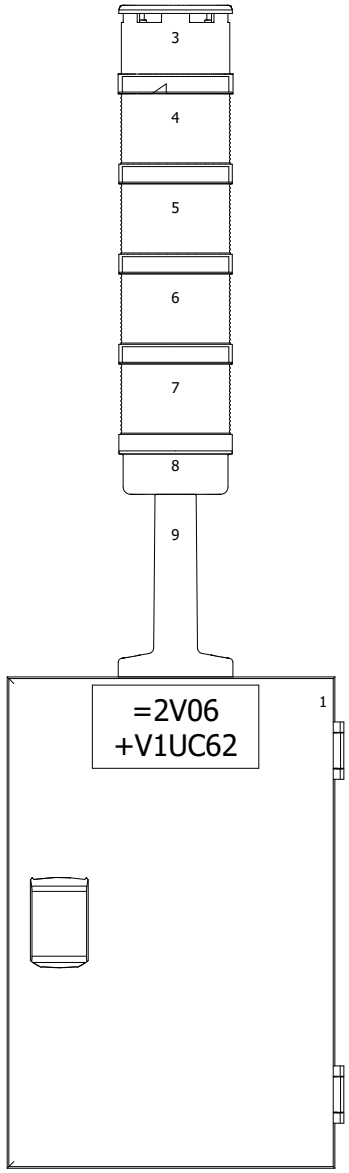

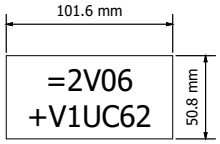

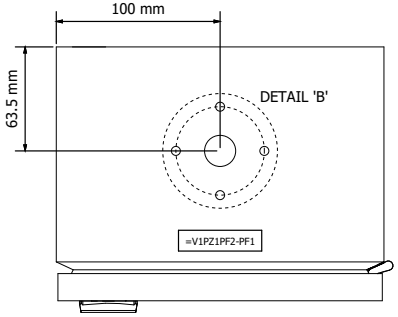

Top View
of Enclosure

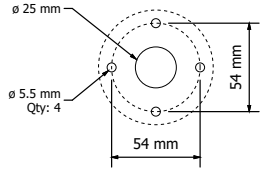

DETAIL 'B'
ABB Stack light
K70 series

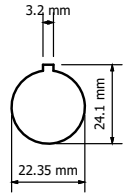

DETAIL 'A'
1-1/8" Receptacle

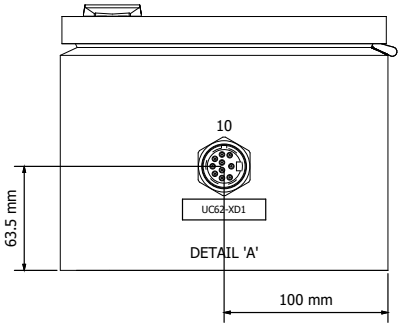

Buttom View
of Enclosure

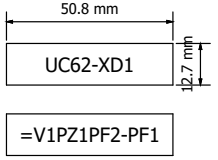

=V1PZ1PF1+.UC61/2

2

			Date	9/26/2022	Volvo Trucks North America	Valiant TMS	Layout UC62 SL External View	Drawing name: =2V06&EFS_EL	= V1PZ1PF2 + V1UC62
			Ed.	MKLEPADLO					
			Appr		P6700 Rear Wall - Cell 2V06	Scale 1:3		Document type: ELU	Project nr: 22-16148
Modification	Date	Name	Original		Replacement of	Replaced by			Page 1 / 1460

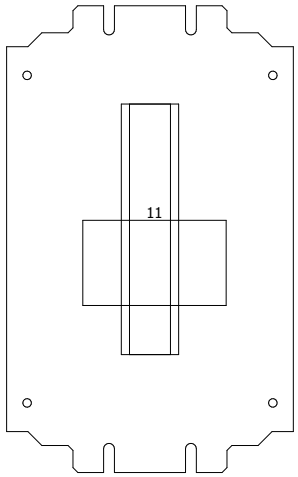

1

=V1SF0PG1+.UC32/1

			Date	9/26/2022	Volvo Trucks North America		Valiant TMS	Layout UC62 SL Internal View	Drawing name: =2V06&EFS_EL	= V1PZ1PF2	
			Ed.	MKLEPADLO						+ V1UC62	
			Appr		P6700 Rear Wall - Cell 2V06				Document type: ELU	Project nr: 22-16148	Page 2
Modification	Date	Name	Original		Replacement of	Replaced by	Scale 1:3				1460

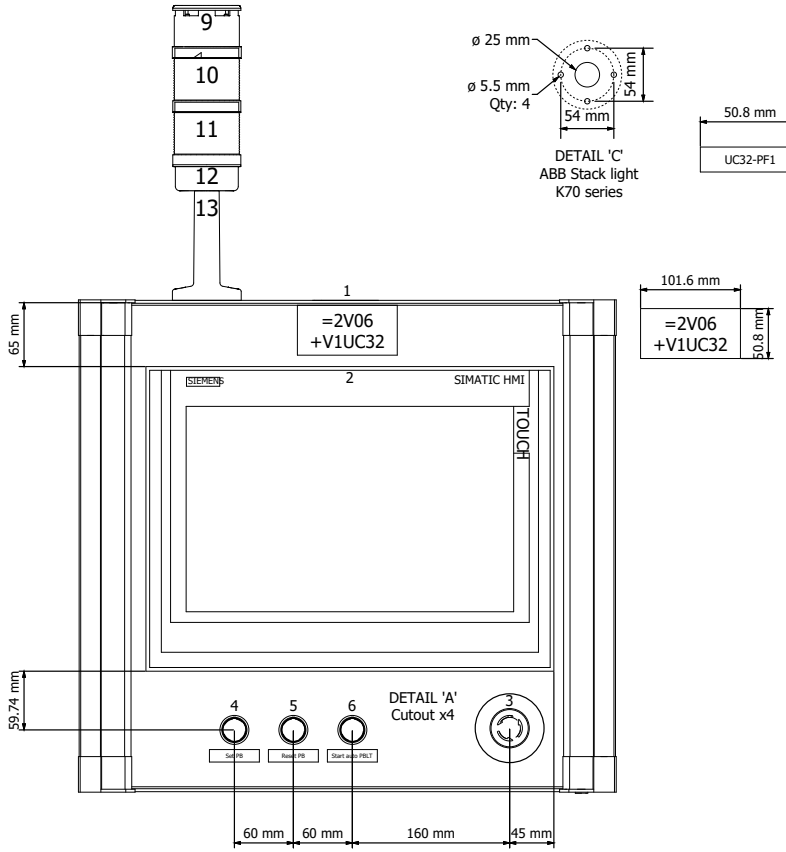

DETAIL 'C'
ABB Stack light
K70 series

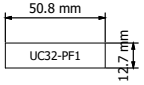

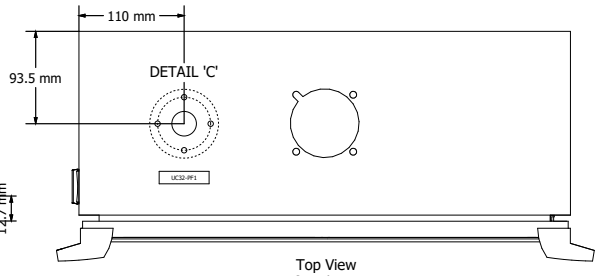

Top View
of Enclosure

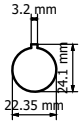

DETAIL 'A'
7/8" Receptacle,
Pushbutton and E-stop

DETAIL 'B'
M12 Profinet Receptacle

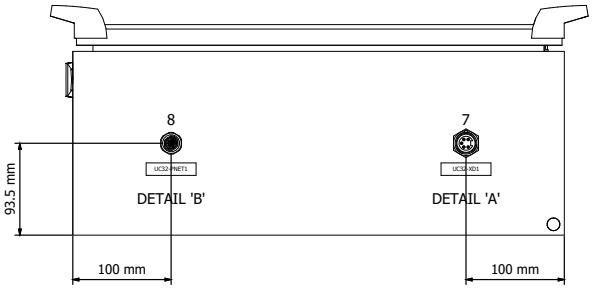

Buttom View
of Enclosure

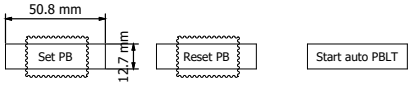

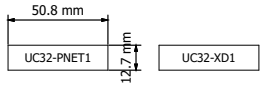

Enclosure panel shall be finished in RAL 7035 Light Grey paint.

=V1PZ1PF2+.UC62/2

2

			Date	12/16/2022	Volvo Trucks North America	Valiant TMS	Layout UC32 SOP External View	Drawing name: =2V06&EFS_EL	= V1SF0PG1
			Ed.	KMAFFRE					+ V1UC32
			Appr		P6700 Rear Wall - Cell 2V06			Document type: ELU	Project nr: 22-16148
Modification	Date	Name	Original		Replacement of	Replaced by	Scale 1:5		Page 1 / 1460

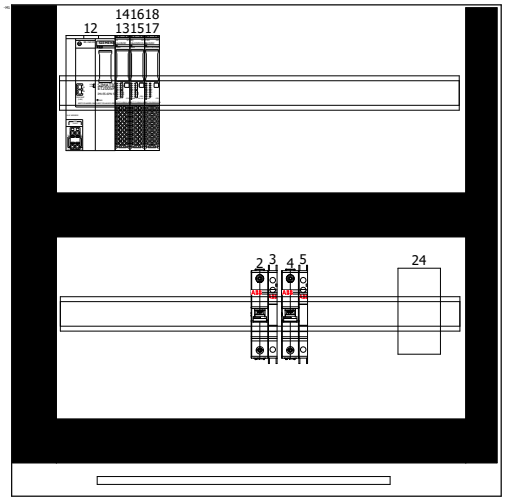

1

=V1SF0PG2+.UC51/1

			Date	10/6/2022	Volvo Trucks North America		Valiant TMS	Layout UC32 SOP Internal View	Drawing name: =2V06&EFS_EL	= V1SF0PG1	
			Ed.	MKLEPADLO						+ V1UC32	
			Appr		P6700 Rear Wall - Cell 2V06				Document type: ELU	Project nr: 22-16148	Page 2
Modification	Date	Name	Original		Replacement of	Replaced by	Scale 1:5				1460

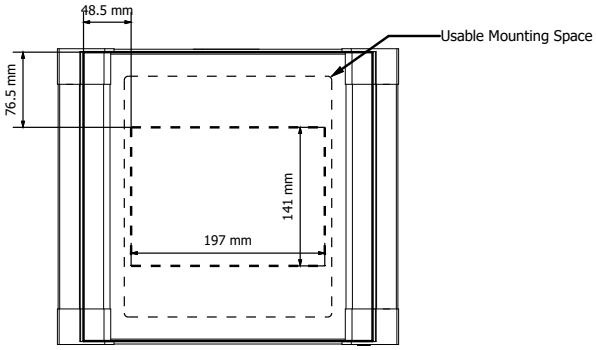

(Cutout measured from edge of removable mounting plate)

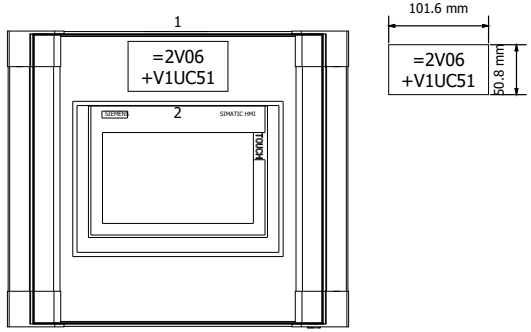

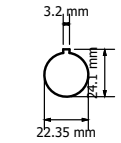

DETAIL 'A'
7/8" Receptacle

DETAIL 'B'
M12 Profinet Receptacle

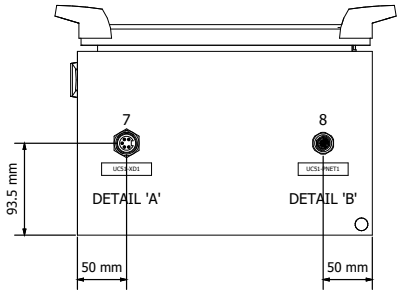

Buttom View
of Enclosure

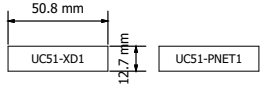

Enclosure panel shall be finished in RAL 7035 Light Grey paint.

=V1SF0PG1+.UC32/2

=V1SF0PG3+.UC52/1

			Date	9/26/2022	Volvo Trucks North America	Valiant TMS	Layout UC51 OD External View	Drawing name: =2V06&EFS_EL	= V1SF0PG2	
			Ed.	MKLEPADLO					+ V1UC51	
			Appr		P6700 Rear Wall - Cell 2V06			Document type: ELU	Project nr: 22-16148	Page 1
Modification	Date	Name	Original		Replacement of	Replaced by	Scale 1:5			1460

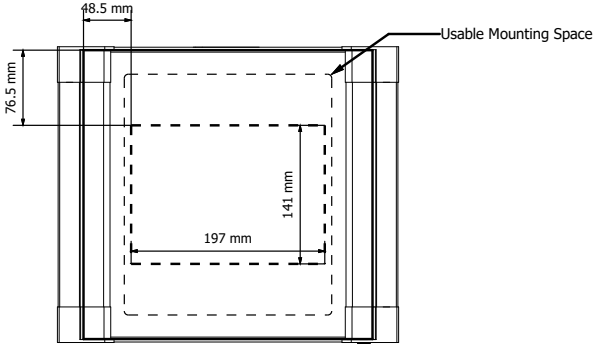

(Cutout measured from edge of removable mounting plate)

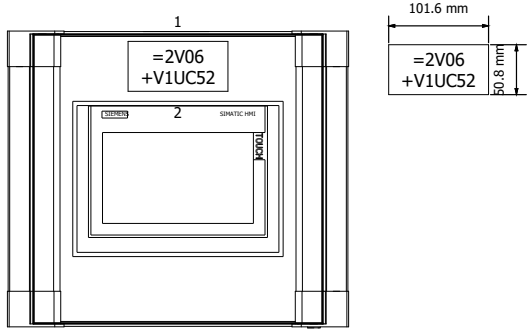

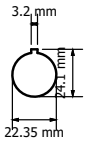

DETAIL 'A'
7/8" Receptacle

DETAIL 'B'
M12 Profinet Receptacle

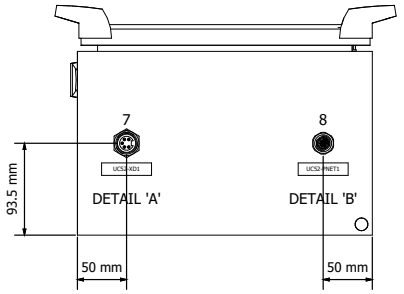

Buttom View
of Enclosure

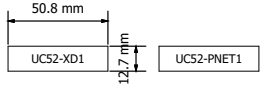

Enclosure panel shall be finished in RAL 7035 Light Grey paint.

=V1SF0PG2+.UC51/1

=V1SF0SF1+.UC71/1

			Date	9/26/2022	Volvo Trucks North America	Valiant TMS	Layout UC52 OD External View	Drawing name: =2V06&EFS_EL	= V1SF0PG3	
			Ed.	MKLEPADLO					+ V1UC52	
			Appr		P6700 Rear Wall - Cell 2V06			Document type: ELU	Project nr: 22-16148	Page 1
Modification	Date	Name	Original		Replacement of	Replaced by	Scale 1:5			1460

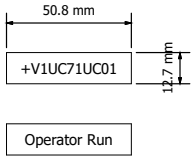

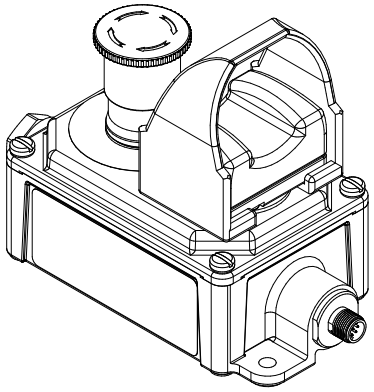

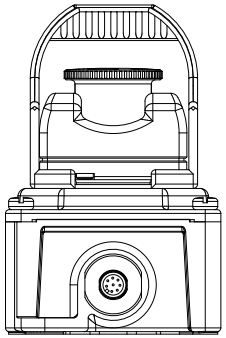

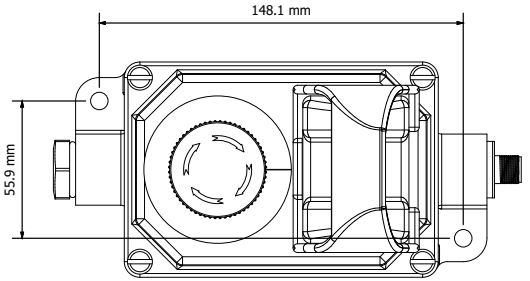

=V1SF0PG3+.UC52/1

=V1SF0SF2+.UC72/1

			Date	9/26/2022	Volvo Trucks North America		Valiant TMS	Layout UC71 RB External View	Drawing name: =2V06&EFS_EL	= V1SF0SF1	
			Ed.	MKLEPADLO						+ V1UC71	
			Appr		P6700 Rear Wall - Cell 2V06				Document type: ELU	Project nr: 22-16148	Page 1
Modification	Date	Name	Original		Replacement of	Replaced by	Scale 1:2				1460

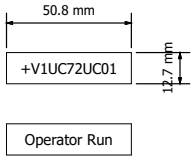

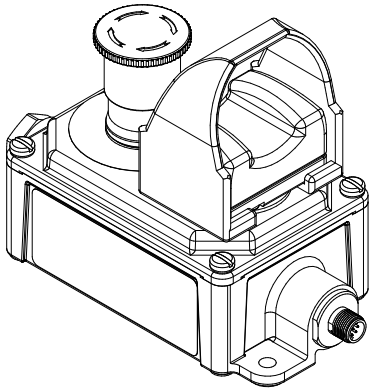

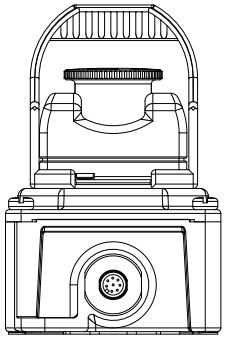

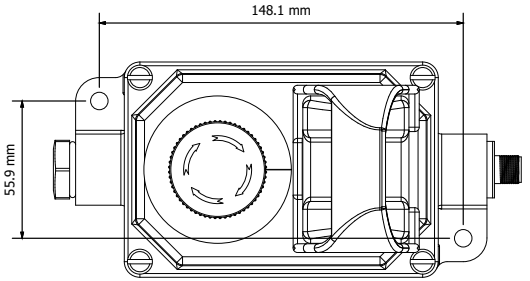

=V1SF0SF1+.UC71/1

=V1UC11+.UC11/1

			Date	9/26/2022	Volvo Trucks North America		Valiant TMS	Layout UC72 RB External View	Drawing name: =2V06&EFS_EL	= V1SF0SF2	
			Ed.	MKLEPADLO						+ V1UC72	
			Appr		P6700 Rear Wall - Cell 2V06				Document type: ELU	Project nr: 22-16148	Page 1
Modification	Date	Name	Original		Replacement of	Replaced by	Scale 1:2				1460

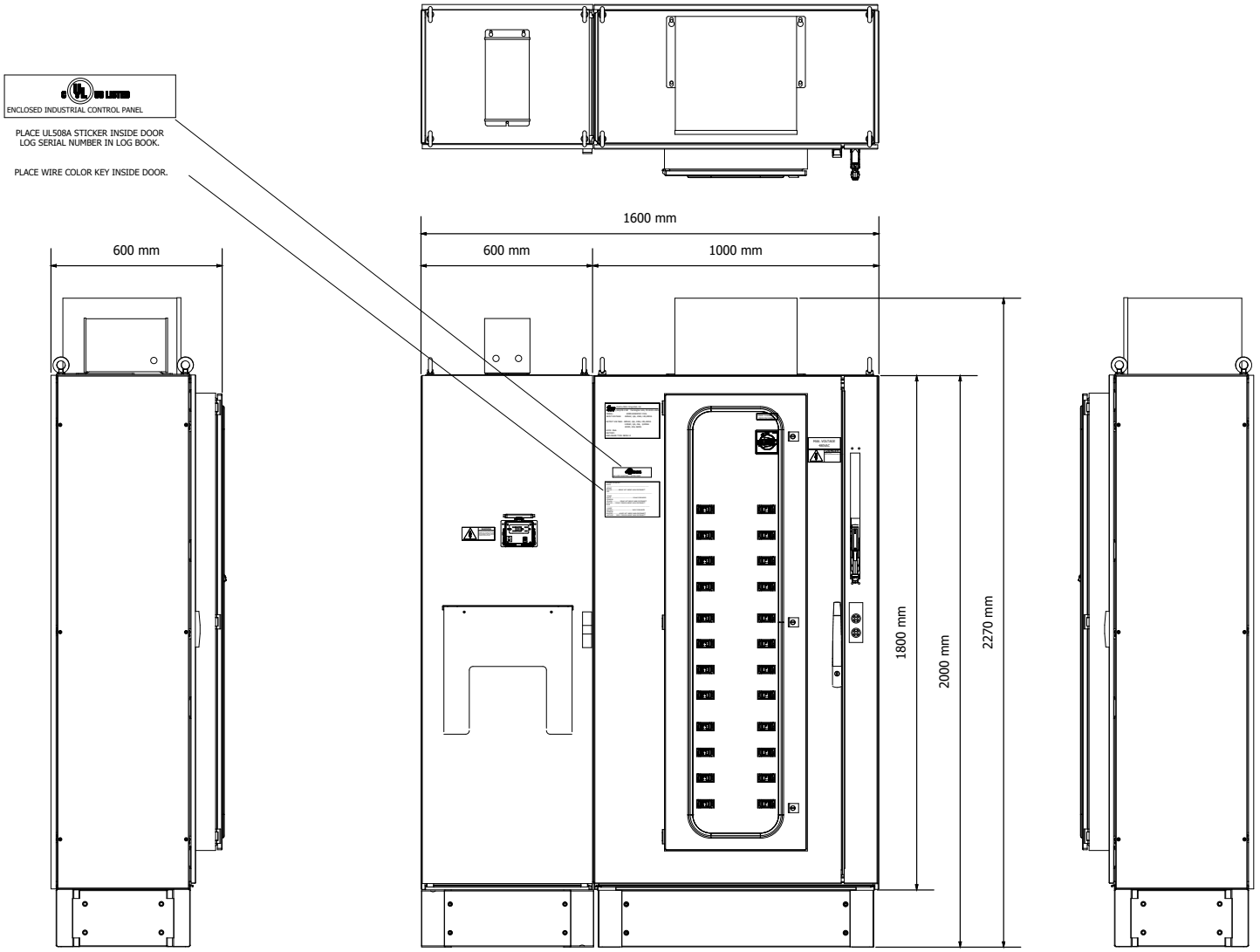

=V1SF0SF2+.UC72/1

2

			Date	9/26/2022	Volvo Trucks North America	Valiant TMS	Layout UC11 PDP External View	Drawing name: =2V06&EFS_EL	= V1UC11	
			Ed.	MKLEPADLO					+ V1UC11	
			Appr		P6700 Rear Wall - Cell 2V06			Document type: ELU	Project nr: 22-16148	Page 1
Modification	Date	Name	Original		Replacement of	Replaced by	Scale 1:15			1460



1

=V1UC46+.UC46/1

			Date	9/26/2022	Volvo Trucks North America		Valiant TMS	Layout UC11 PDP Internal View	Drawing name: =2V06&EFS_EL	= V1UC11
			Ed.	MKLEPADLO						+ V1UC11
			Appr		P6700 Rear Wall - Cell 2V06				Document type: ELU	Project nr: 22-16148
Modification	Date	Name	Original		Replacement of	Replaced by	Scale 1:10			Page 2 / 1460



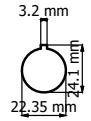

DETAIL 'A'
7/8" Receptacle

DETAIL 'B'
M12 Profinet Receptacle



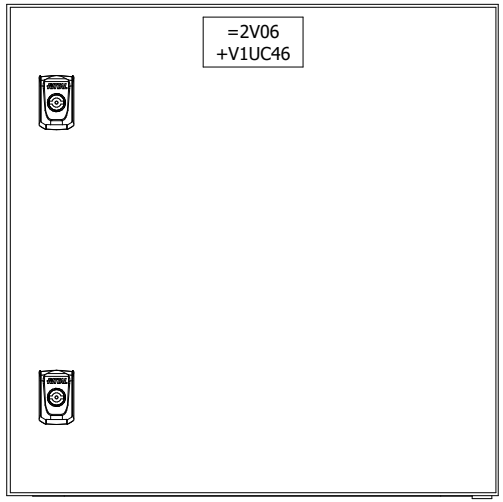

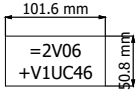



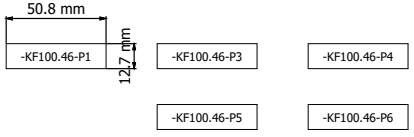

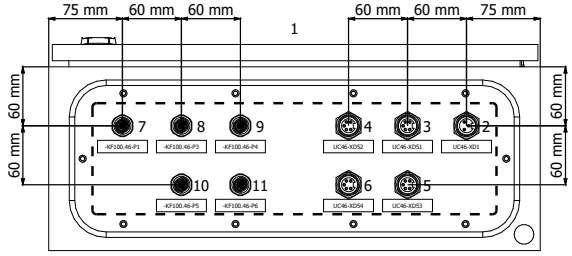

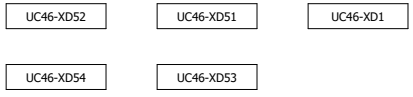

DETAIL 'B'
Cutout

DETAIL 'A'
Cutout

Buttom View
of Enclosure

Enclosure panel shall be finished in RAL 7035 Light Grey paint.

=V1UC11+.UC11/2

2

			Date	9/26/2022	Volvo Trucks North America	Valiant TMS	Layout UC46 TT RIO External View	Drawing name: =2V06&EFS_EL	= V1UC46 + V1UC46
			Ed.	MKLEPADLO					
			Appr		P6700 Rear Wall - Cell 2V06			Document type: ELU	Project nr: 22-16148
Modification	Date	Name	Original		Replacement of	Replaced by	Scale 1:5		Page 1 / 1460

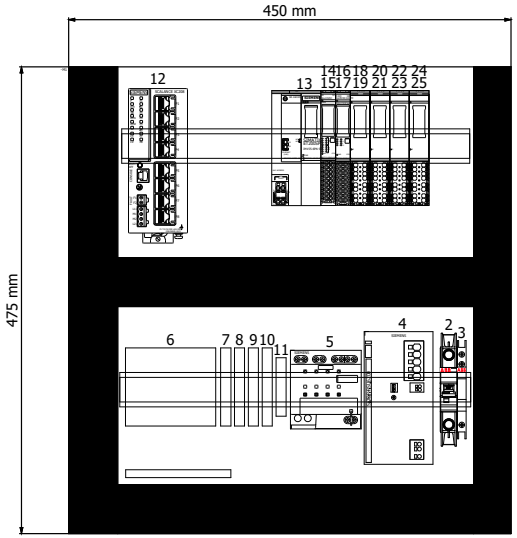

1

=V1UC47+.UC47/1

			Date	11/14/2022	Volvo Trucks North America		Valiant TMS	Layout UC46 TT RIO Internal View	Drawing name: =2V06&EFS_EL	= V1UC46	
			Ed.	KMAFFRE						+ V1UC46	
			Appr		P6700 Rear Wall - Cell 2V06				Document type: ELU	Project nr: 22-16148	Page 2
Modification	Date	Name	Original		Replacement of	Replaced by	Scale 1:5				1460



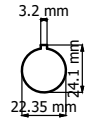

DETAIL 'A'
7/8" Receptacle

DETAIL 'B'
M12 Profinet Receptacle



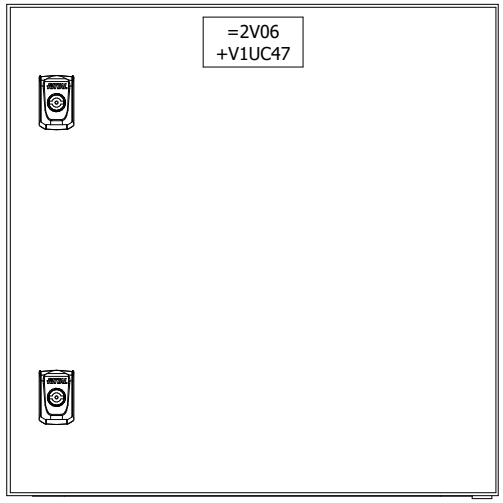

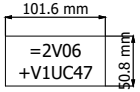



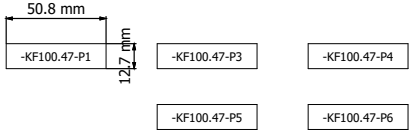

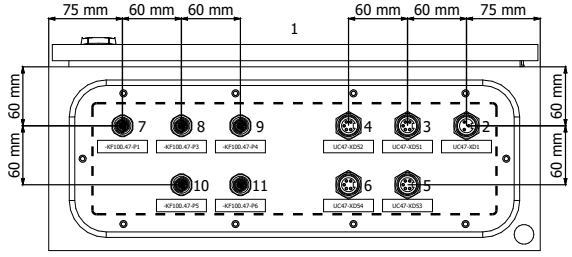

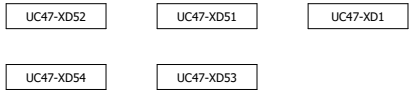

DETAIL 'B'
Cutout

DETAIL 'A'
Cutout

Buttom View
of Enclosure

Enclosure panel shall be finished in RAL 7035 Light Grey paint.

=V1UC46+.UC46/2

2

			Date	9/26/2022	Volvo Trucks North America	Valiant TMS	Layout UC47 TT RIO External View	Drawing name: =2V06&EFS_EL	= V1UC47
			Ed.	MKLEPADLO					+ V1UC47
			Appr		P6700 Rear Wall - Cell 2V06			Document type: ELU	Project nr: 22-16148
Modification	Date	Name	Original		Replacement of	Replaced by	Scale 1:5		Page 1 / 1460

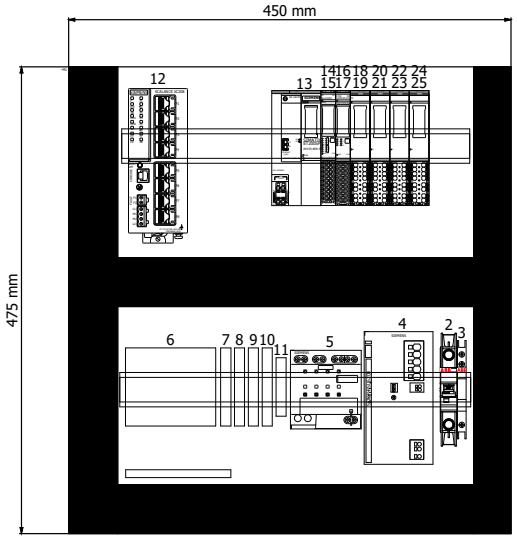

1

=V2PZ1PF1+V2UC61/1

			Date	11/14/2022	Volvo Trucks North America		Valiant TMS	Layout UC47 TT RIO Internal View	Drawing name: =2V06&EFS_EL	= V1UC47
			Ed.	KMAFFRE						+ V1UC47
			Appr		P6700 Rear Wall - Cell 2V06				Document type: ELU	Project nr: 22-16148
Modification	Date	Name	Original		Replacement of	Replaced by	Scale 1:5			Page 2 / 1460

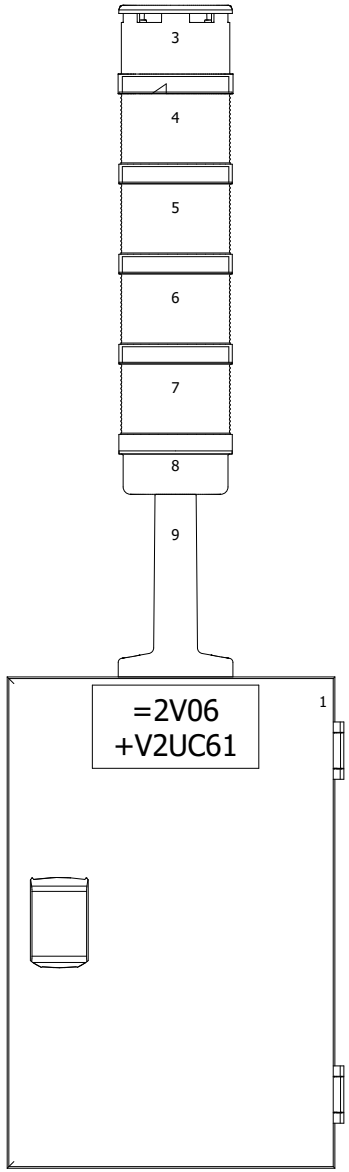

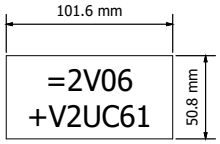

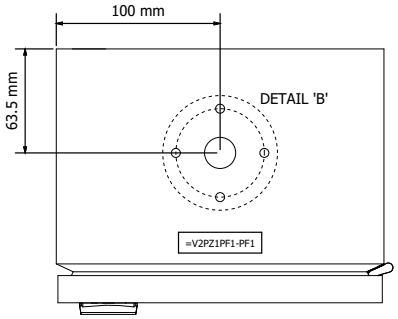

Top View
of Enclosure

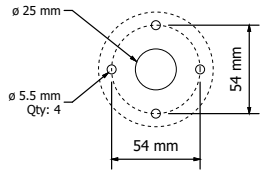

DETAIL 'B'
ABB Stack light
K70 series

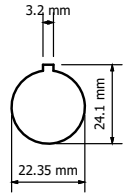

DETAIL 'A'
1-1/8" Receptacle

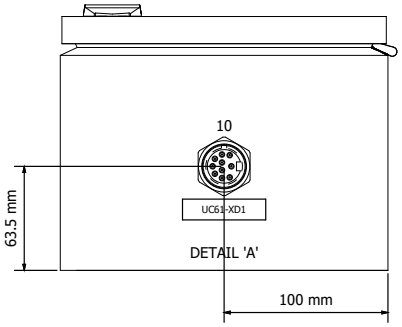

Buttom View
of Enclosure

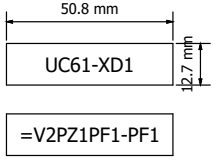

=V1UC47+V1UC47/2

2

			Date	9/26/2022	Volvo Trucks North America	Valiant TMS	Layout UC61 SL External View	Drawing name: =2V06&EFS_EL	= V2PZ1PF1 + V2UC61
			Ed.	MKLEPADLO					
			Appr		P6700 Rear Wall - Cell 2V06	Scale 1:3		Document type: ELU	Project nr: 22-16148
Modification	Date	Name	Original		Replacement of	Replaced by			Page 1 / 1460

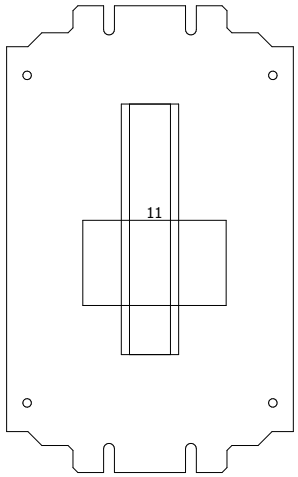

1

=V2PZ1PF2+.UC62/1

			Date	9/26/2022	Volvo Trucks North America	Valiant TMS	Layout UC61 SL Internal View	Drawing name: =2V06&EFS_EL	= V2PZ1PF1	
			Ed.	MKLEPADLO					+ V2UC61	
			Appr		P6700 Rear Wall - Cell 2V06	Scale 1:3		Document type: ELU	Project nr: 22-16148	Page 2
Modification	Date	Name	Original		Replacement of / Replaced by					1460

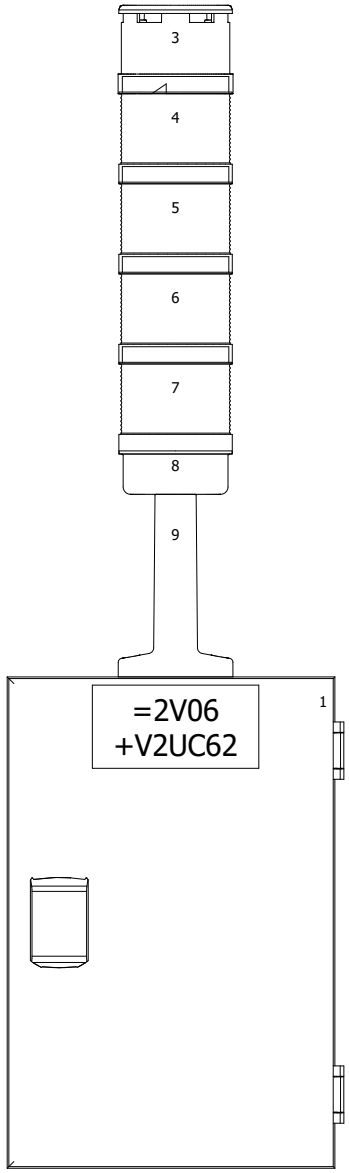

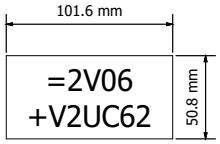

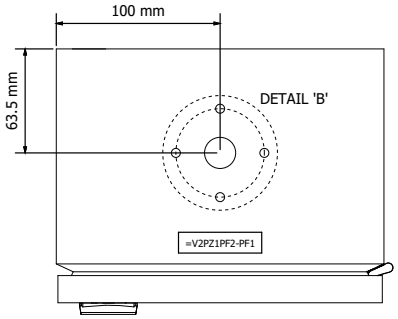

Top View
of Enclosure

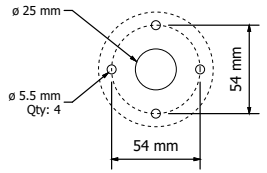

DETAIL 'B'
ABB Stack light
K70 series

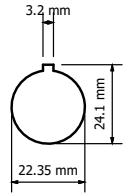

DETAIL 'A'
1-1/8" Receptacle

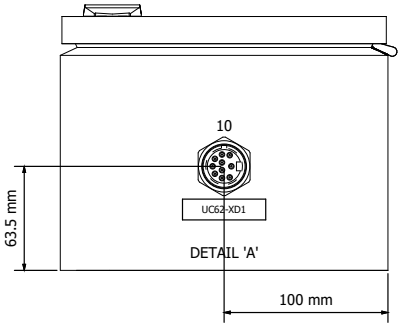

Buttom View
of Enclosure

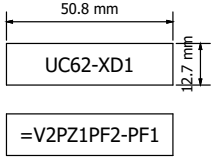

=V2PZ1PF1+.UC61/2

2

			Date	9/26/2022	Volvo Trucks North America	Valiant TMS	Layout UC62 SL External View	Drawing name: =2V06&EFS_EL	= V2PZ1PF2	
			Ed.	MKLEPADLO					+ V2UC62	
			Appr		P6700 Rear Wall - Cell 2V06			Document type: ELU	Project nr: 22-16148	Page 1
Modification	Date	Name	Original		Replacement of	Replaced by	Scale 1:3			1460

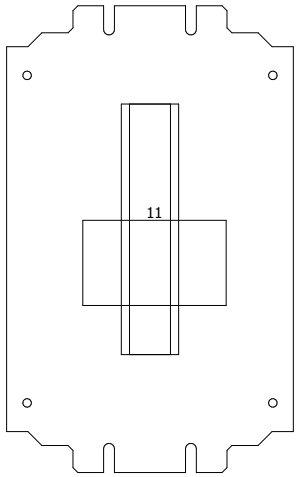

1

=V2PZ1PF3+.UC63/1

			Date	9/26/2022	Volvo Trucks North America	Valiant TMS	Layout UC62 SL Internal View	Drawing name: =2V06&EFS_EL	= V2PZ1PF2	
			Ed.	MKLEPADLO					+ V2UC62	
			Appr		P6700 Rear Wall - Cell 2V06	Scale 1:3		Document type: ELU	Project nr: 22-16148	Page 2
Modification	Date	Name	Original		Replacement of / Replaced by					1460

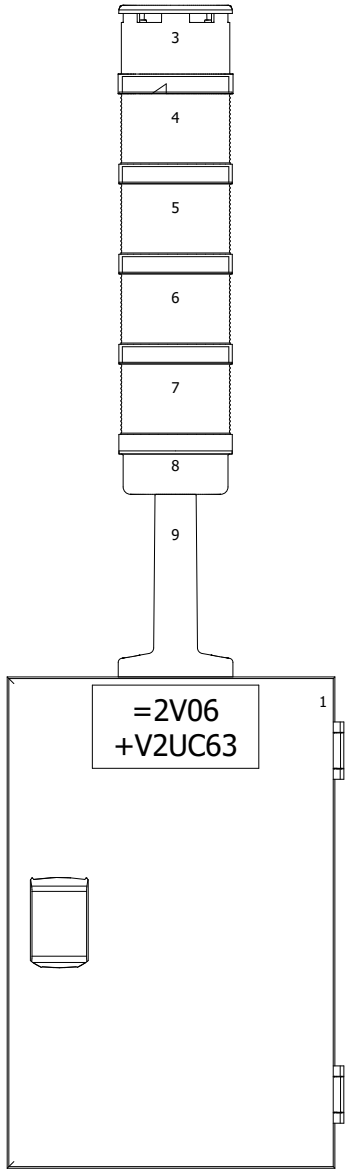

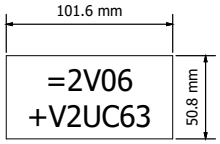

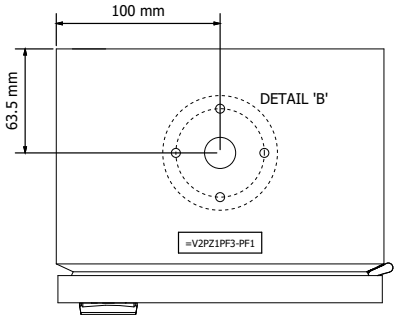

Top View
of Enclosure

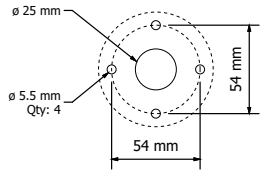

DETAIL 'B'
ABB Stack light
K70 series

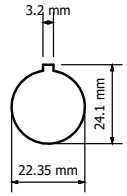

DETAIL 'A'
1-1/8" Receptacle

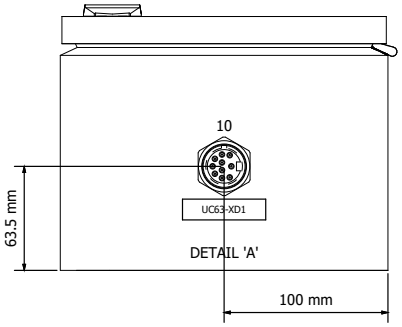

Buttom View
of Enclosure

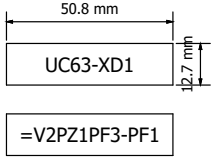

=V2PZ1PF2+.UC62/2

2

			Date	9/26/2022	Volvo Trucks North America	Valiant TMS	Layout UC63 SL External View	Drawing name: =2V06&EFS_EL	= V2PZ1PF3 + V2UC63
			Ed.	MKLEPADLO					
			Appr		P6700 Rear Wall - Cell 2V06	Scale 1:3		Document type: ELU	Project nr: 22-16148
Modification	Date	Name	Original		Replacement of	Replaced by			Page 1 / 1460

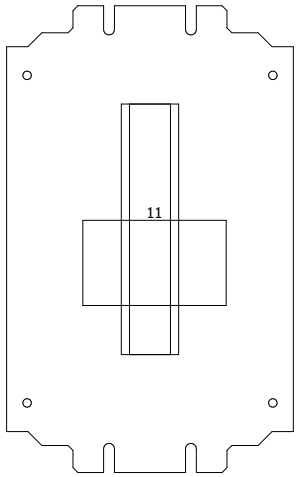

1

=V2PZ1PF4+.UC64/1

			Date	9/26/2022	Volvo Trucks North America		Valiant TMS	Layout UC63 SL Internal View	Drawing name: =2V06&EFS_EL	= V2PZ1PF3	
			Ed.	MKLEPADLO						+ V2UC63	
			Appr		P6700 Rear Wall - Cell 2V06				Document type: ELU	Project nr: 22-16148	Page 2
Modification	Date	Name	Original		Replacement of	Replaced by	Scale 1:3				1460

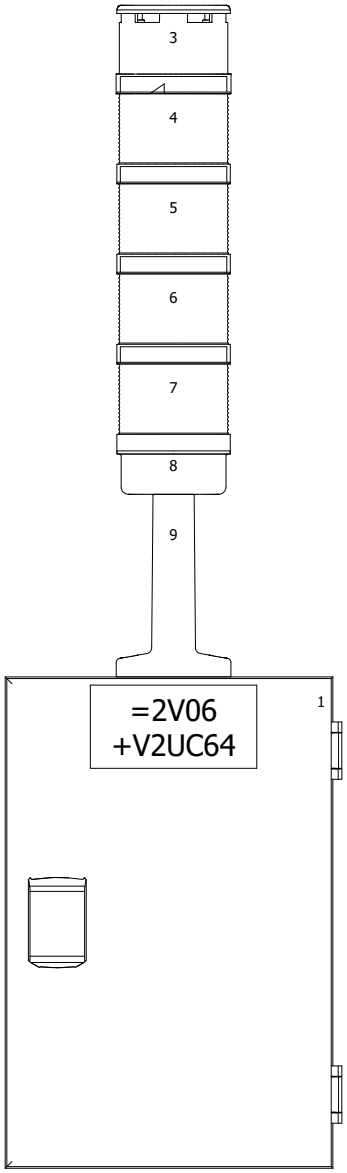

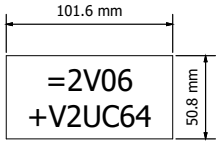

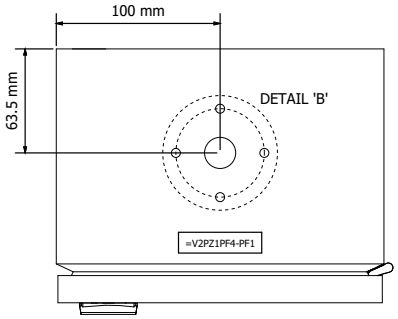

Top View
of Enclosure

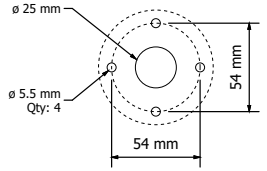

DETAIL 'B'
ABB Stack light
K70 series

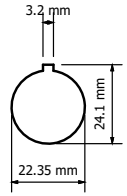

DETAIL 'A'
1-1/8" Receptacle

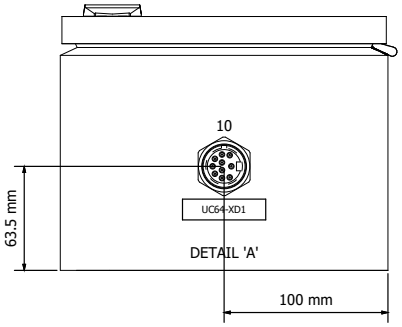

Buttom View
of Enclosure

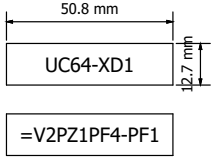

=V2PZ1PF3+.UC63/2

2

			Date	9/26/2022	Volvo Trucks North America	Valiant TMS	Layout UC64 SL External View	Drawing name: =2V06&EFS_EL	= V2PZ1PF4
			Ed.	MKLEPADLO					+ V2UC64
			Appr		P6700 Rear Wall - Cell 2V06			Document type: ELU	Project nr: 22-16148
Modification	Date	Name	Original		Replacement of	Replaced by	Scale 1:3		Page 1 / 1460

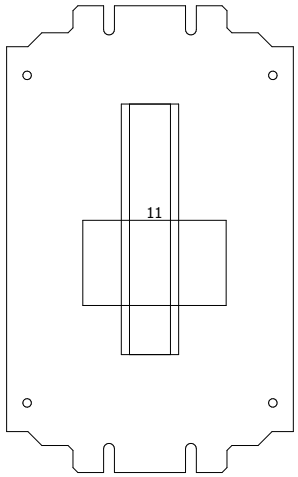

1

=V2PZ1PF5+.UC65/1

			Date	9/26/2022	Volvo Trucks North America	Valiant TMS	Layout UC64 SL Internal View	Drawing name: =2V06&EFS_EL	= V2PZ1PF4	
			Ed.	MKLEPADLO					+ V2UC64	
			Appr		P6700 Rear Wall - Cell 2V06	Scale 1:3		Document type: ELU	Project nr: 22-16148	Page 2
Modification	Date	Name	Original		Replacement of / Replaced by					1460

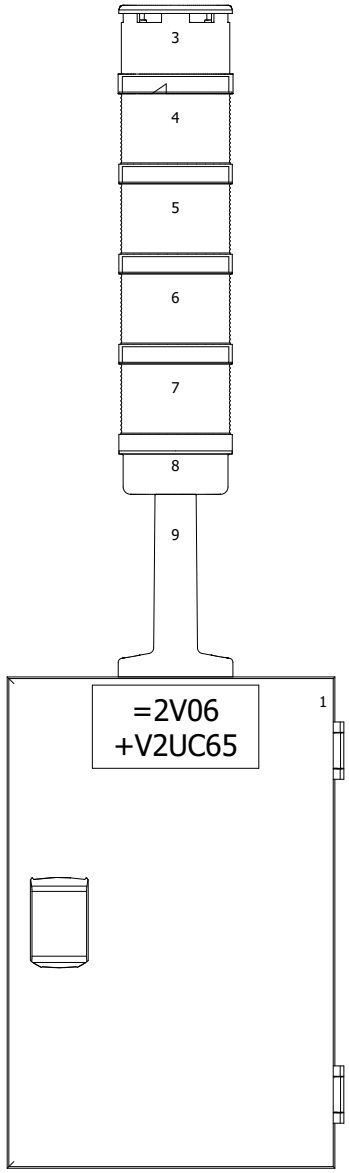

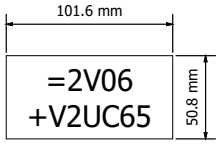

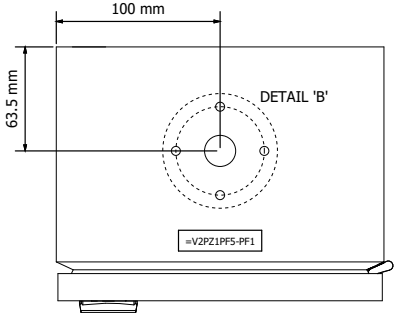

Top View
of Enclosure

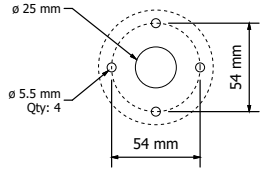

DETAIL 'B'
ABB Stack light
K70 series

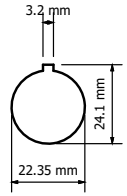

DETAIL 'A'
1-1/8" Receptacle

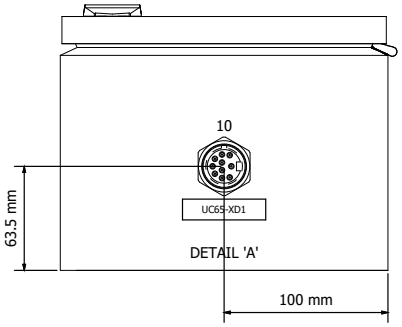

Buttom View
of Enclosure

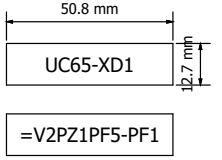

=V2PZ1PF4+.UC64/2

2

			Date	9/26/2022	Volvo Trucks North America	Valiant TMS	Layout UC65 SL External View	Drawing name: =2V06&EFS_EL	= V2PZ1PF5 + V2UC65
			Ed.	MKLEPADLO					
			Appr		P6700 Rear Wall - Cell 2V06	Scale 1:3		Document type: ELU	Project nr: 22-16148
Modification	Date	Name	Original		Replacement of	Replaced by			Page 1 / 1460

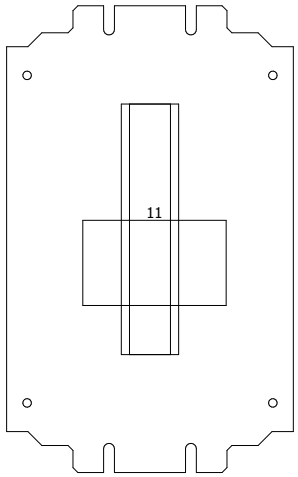

1

=V2SF0PG1+.UC32/1

			Date	9/26/2022	Volvo Trucks North America		Valiant TMS	Layout UC65 SL Internal View	Drawing name: =2V06&EFS_EL	= V2PZ1PF5	
			Ed.	MKLEPADLO						+ V2UC65	
			Appr		P6700 Rear Wall - Cell 2V06				Document type: ELU	Project nr: 22-16148	Page 2
Modification	Date	Name	Original		Replacement of	Replaced by	Scale 1:3				1460

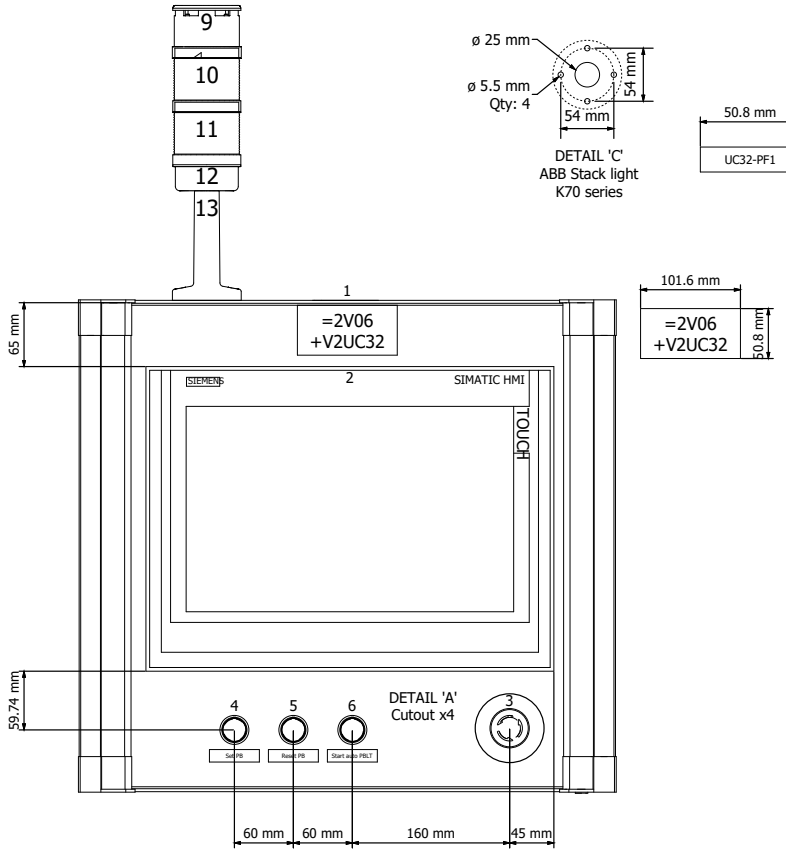

DETAIL 'C'
ABB Stack light
K70 series

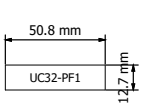

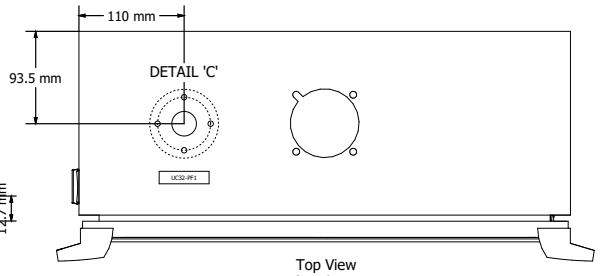

Top View
of Enclosure

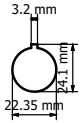

DETAIL 'A'
7/8" Receptacle,
Pushbutton and E-stop

DETAIL 'B'
M12 Profinet Receptacle

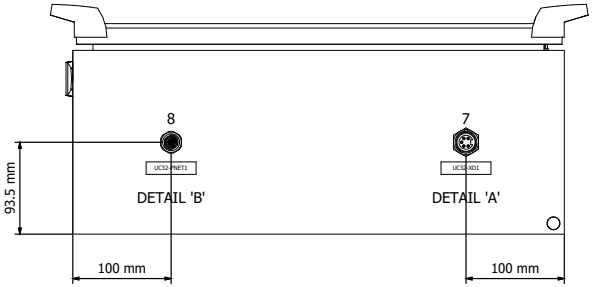

Buttom View
of Enclosure

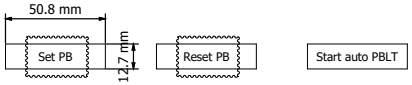

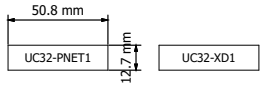

Enclosure panel shall be finished in RAL 7035 Light Grey paint.

=V2PZ1PF5+.UC65/2

2

			Date	12/16/2022	Volvo Trucks North America	Valiant TMS	Layout UC32 SOP External View	Drawing name: =2V06&EFS_EL	= V2SF0PG1
			Ed.	KMAFFRE					+ V2UC32
			Appr		P6700 Rear Wall - Cell 2V06			Document type: ELU	Project nr: 22-16148
Modification	Date	Name	Original		Replacement of	Replaced by	Scale 1:5		Page 1 / 1460

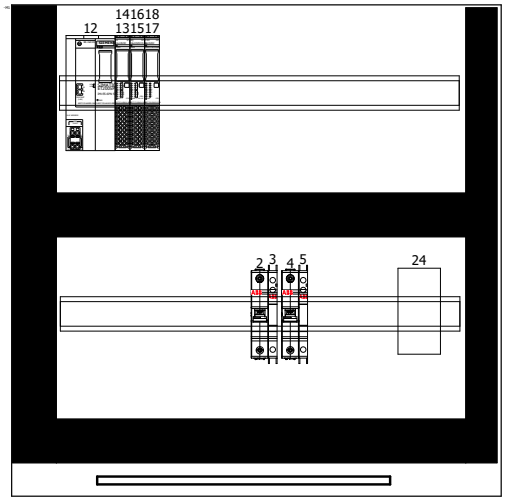

1

=V2SF0PG2+.UC51/1

			Date	9/26/2022	Volvo Trucks North America		Valiant TMS	Layout UC32 SOP Internal View	Drawing name: =2V06&EFS_EL	= V2SF0PG1
			Ed.	MKLEPADLO						+ V2UC32
			Appr		P6700 Rear Wall - Cell 2V06				Document type: ELU	Project nr: 22-16148
Modification	Date	Name	Original		Replacement of	Replaced by	Scale 1:5			Page 2 / 1460

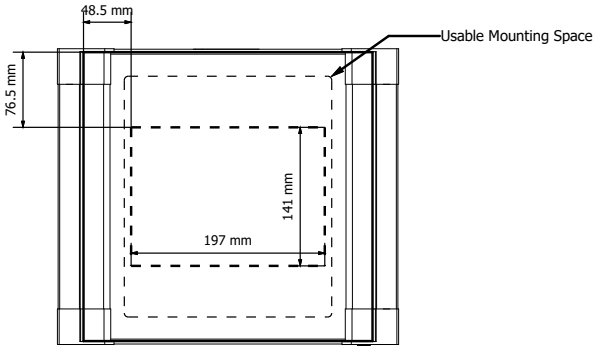

(Cutout measured from edge of removable mounting plate)

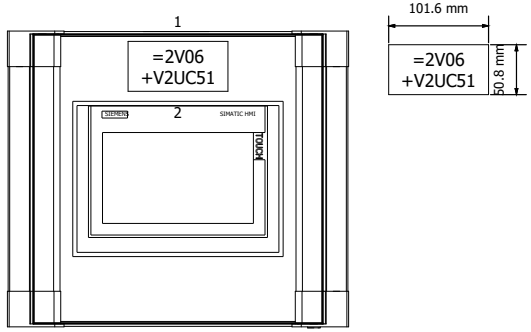

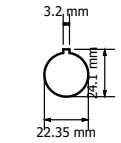

DETAIL 'A'
7/8" Receptacle

DETAIL 'B'
M12 Profinet Receptacle

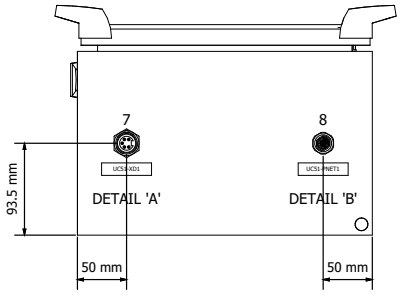

Buttom View
of Enclosure

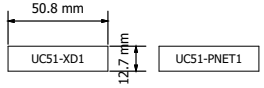

Enclosure panel shall be finished in RAL 7035 Light Grey paint.

=V2SF0PG1+.UC32/2

=V2SF0SF1+.UC71/1

			Date	9/26/2022	Volvo Trucks North America	Valiant TMS	Layout UC51 OD External View	Drawing name: =2V06&EFS_EL	= V2SF0PG2	
			Ed.	MKLEPADLO					+ V2UC51	
			Appr		P6700 Rear Wall - Cell 2V06	Scale 1:5		Document type: ELU	Project nr: 22-16148	Page 1
Modification	Date	Name	Original		Replacement of	Replaced by				1460

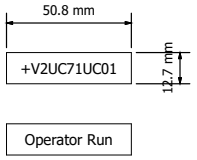

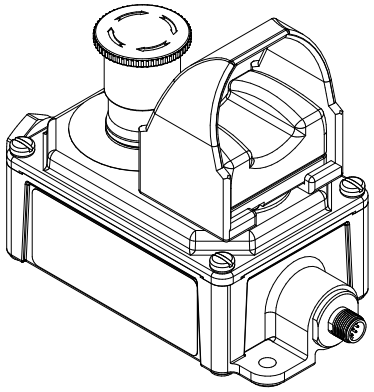

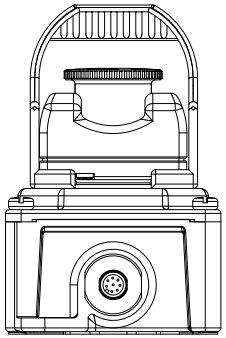

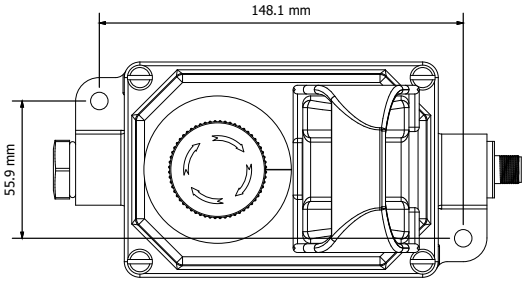

=V2SF0PG2+.UC51/1

=V2SF0SF2+.UC72/1

			Date	9/26/2022	Volvo Trucks North America		Valiant TMS	Layout UC71 RB External View	Drawing name: =2V06&EFS_EL	= V2SF0SF1	
			Ed.	MKLEPADLO						+ V2UC71	
			Appr		P6700 Rear Wall - Cell 2V06				Document type: ELU	Project nr: 22-16148	Page 1
Modification	Date	Name	Original		Replacement of	Replaced by	Scale 1:2				1460

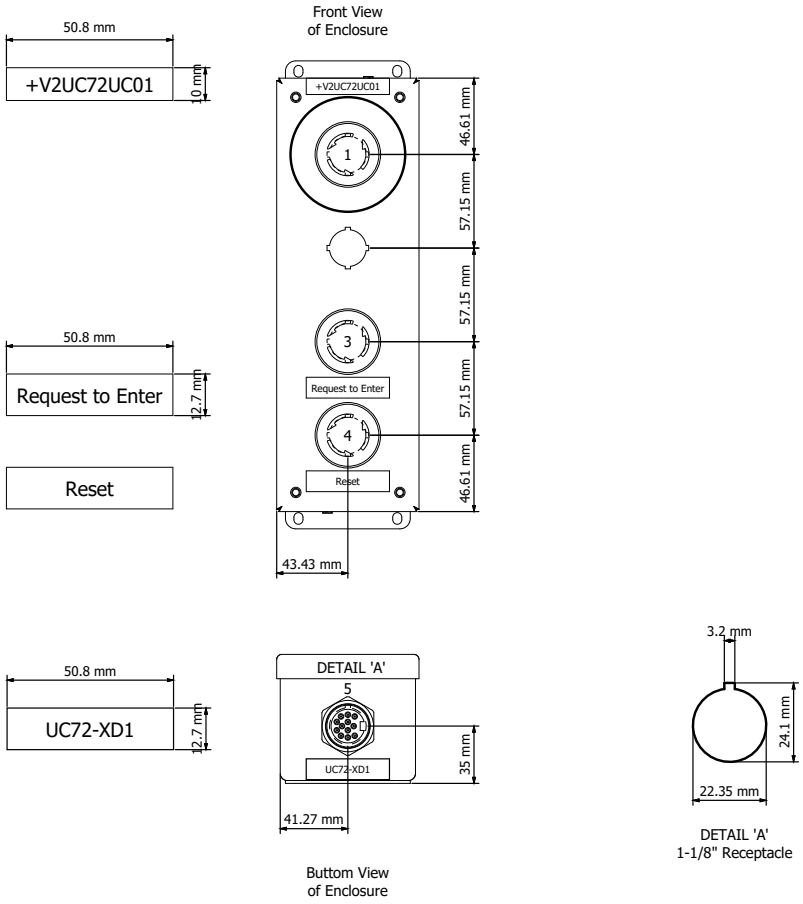

Enclosure panel shall be finished in RAL 7035 Light Grey paint.

=V2SF0SF1+.UC71/1

=V2SF0SF3+.UC73/1

			Date	9/26/2022	Volvo Trucks North America		Valiant TMS	Layout UC72 RB External View	Drawing name: =2V06&EFS_EL	= V2SF0SF2 + V2UC72
			Ed.	MKLEPADLO						
			Appr		P6700 Rear Wall - Cell 2V06		Scale 1:3		Document type: ELU	Project nr: 22-16148
Modification	Date	Name	Original		Replacement of	Replaced by				Page 1 / 1460

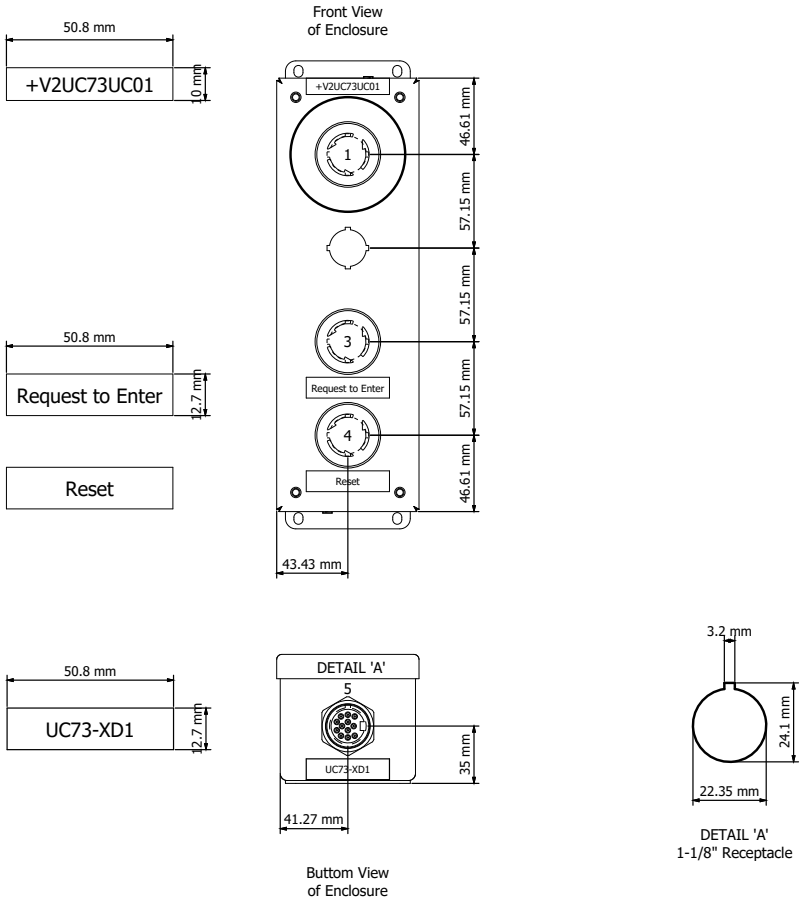

Enclosure panel shall be finished in RAL 7035 Light Grey paint.

=V2SF0SF2+.UC72/1

=V2SF0SF4+.UC74/1

			Date	9/26/2022	Volvo Trucks North America		Valiant TMS	Layout UC73 RB External View	Drawing name: =2V06&EFS_EL	= V2SF0SF3 + V2UC73
			Ed.	MKLEPADLO						
			Appr		P6700 Rear Wall - Cell 2V06				Document type: ELU	Project nr: 22-16148
Modification	Date	Name	Original		Replacement of	Replaced by	Scale 1:3			Page 1 / 1460

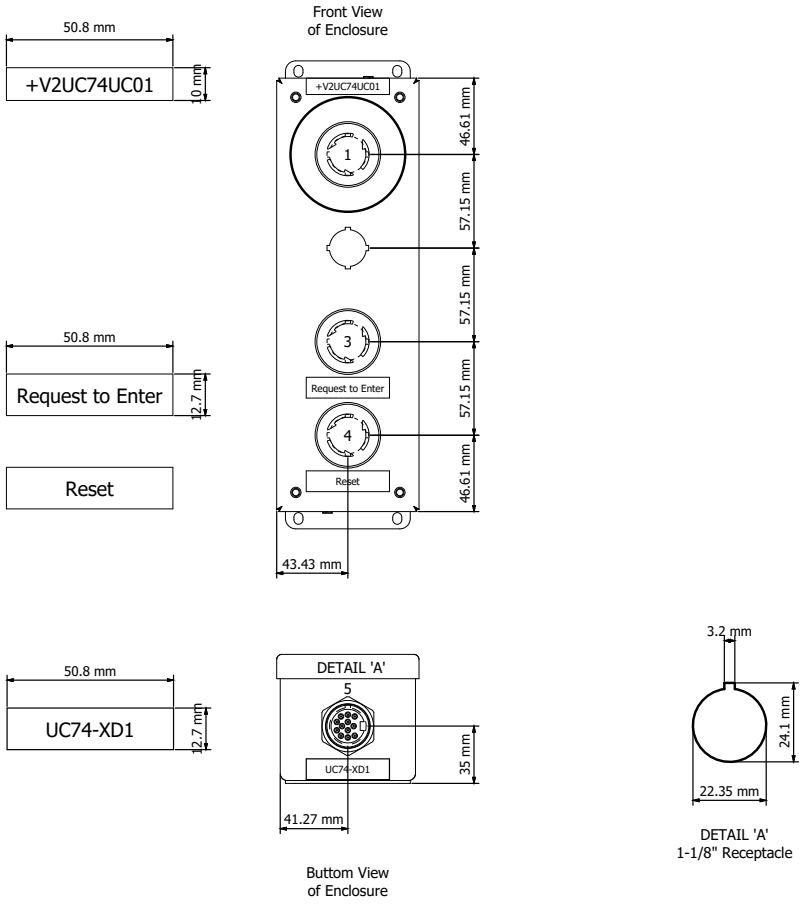

Enclosure panel shall be finished in RAL 7035 Light Grey paint.

=V2SF0SF3+.UC73/1

=V2SF0SF5+.UC75/1

			Date	9/26/2022	Volvo Trucks North America	Valiant TMS	Layout UC74 RB External View	Drawing name: =2V06&EFS_EL	= V2SF0SF4	
			Ed.	MKLEPADLO					+ V2UC74	
			Appr		P6700 Rear Wall - Cell 2V06			Document type: ELU	Project nr: 22-16148	Page 1
Modification	Date	Name	Original		Replacement of / Replaced by	Scale 1:3				1460

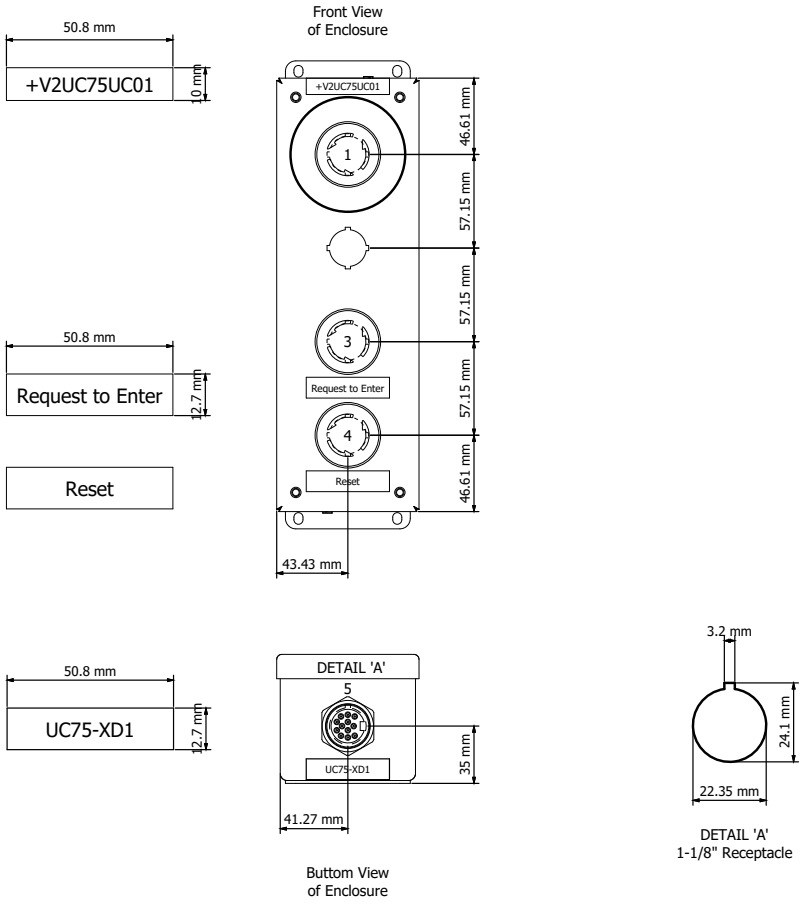

Enclosure panel shall be finished in RAL 7035 Light Grey paint.

=V2SF0SF4+.UC74/1

=V2UC14+.UC14/1

			Date	9/26/2022	Volvo Trucks North America	Valiant TMS	Layout UC75 RB External View	Drawing name: =2V06&EFS_EL	= V2SF0SF5	
			Ed.	MKLEPADLO					+ V2UC75	
			Appr		P6700 Rear Wall - Cell 2V06			Document type: ELU	Project nr: 22-16148	Page 1
Modification	Date	Name	Original		Replacement of / Replaced by	Scale 1:3				1460

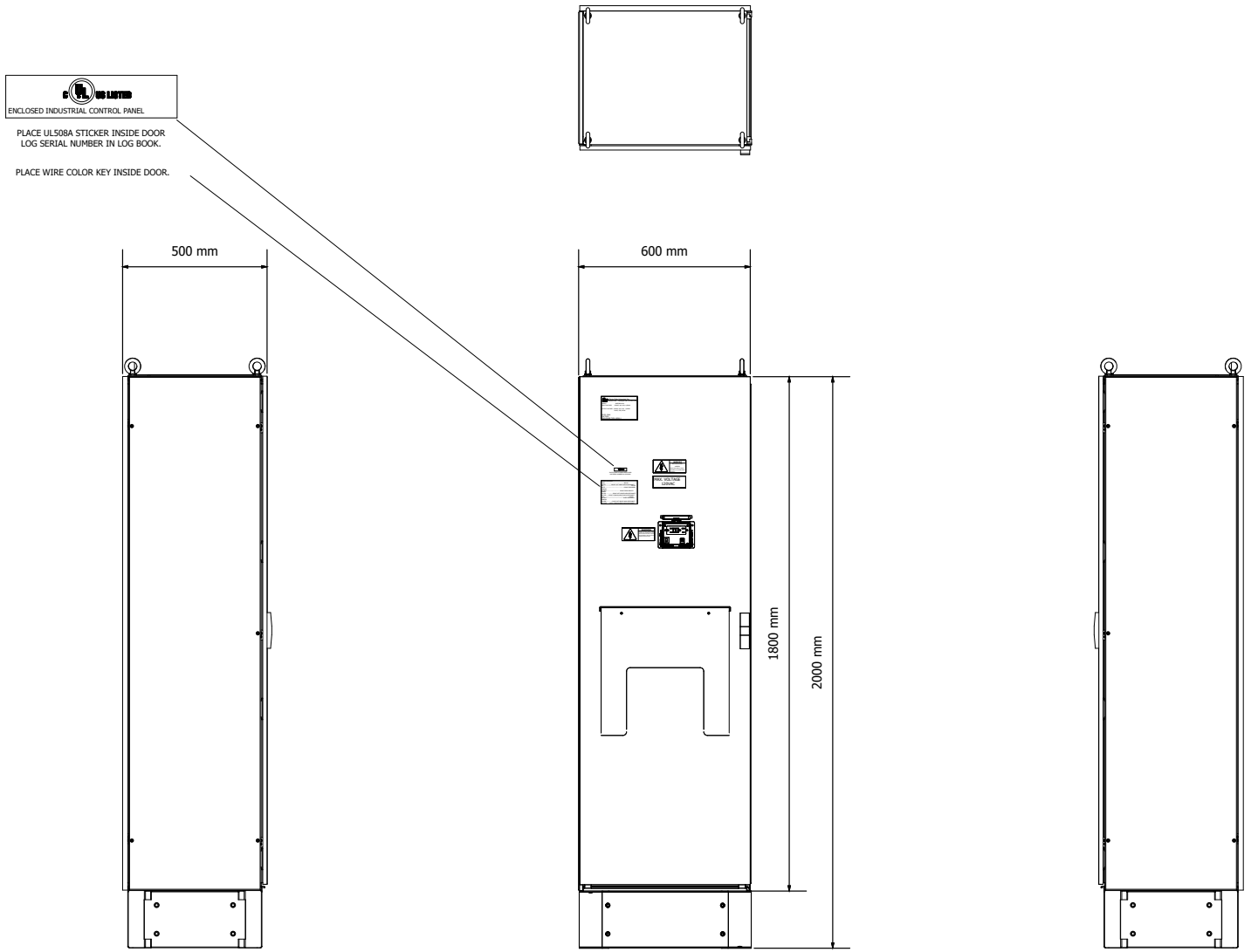

=V2SF0SF5+.UC75/1

2

			Date	9/26/2022	Volvo Trucks North America		Valiant TMS	Layout UC14 RIO External View	Drawing name: =2V06&EFS_EL	= V2UC14	
			Ed.	MKLEPADLO						+ V2UC14	
			Appr		P6700 Rear Wall - Cell 2V06				Document type: ELU	Project nr: 22-16148	Page 1
Modification	Date	Name	Original		Replacement of	Replaced by	Scale 1:15				1460

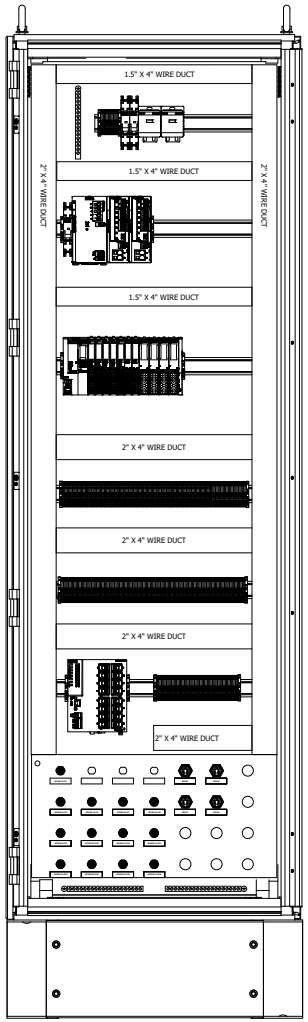

1

=V2UC46+.UC46/1

			Date	9/26/2022	Volvo Trucks North America		Valiant TMS	Layout UC14 RIO Internal View	Drawing name: =2V06&EFS_EL	= V2UC14	
			Ed.	MKLEPADLO						+ V2UC14	
			Appr		P6700 Rear Wall - Cell 2V06				Document type: ELU	Project nr: 22-16148	Page 2
Modification	Date	Name	Original		Replacement of	Replaced by	Scale 1:10				1460



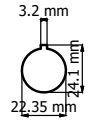

DETAIL 'A'
7/8" Receptacle

DETAIL 'B'
M12 Profinet Receptacle



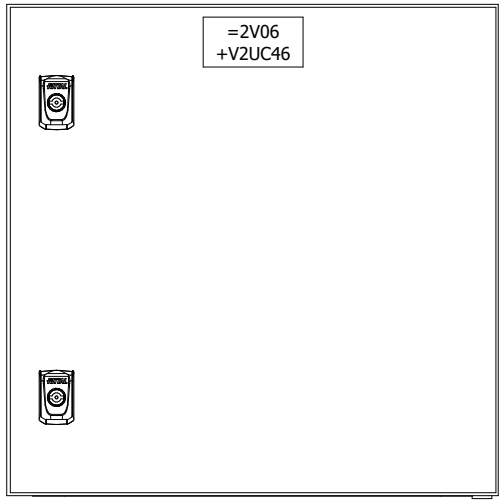

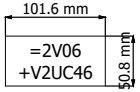



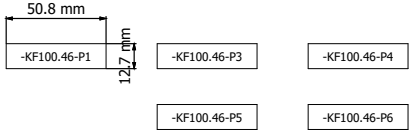

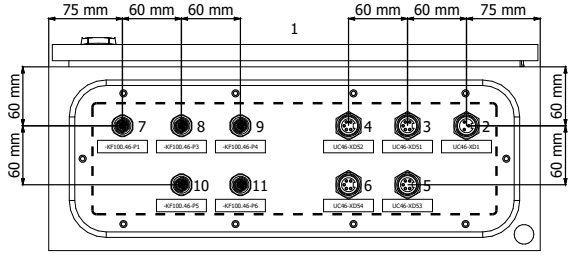

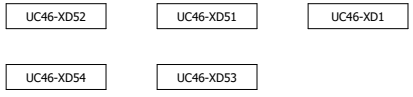

DETAIL 'B'
Cutout

DETAIL 'A'
Cutout

Buttom View
of Enclosure

Enclosure panel shall be finished in RAL 7035 Light Grey paint.

=V2UC14+.UC14/2

2

			Date	9/26/2022	Volvo Trucks North America	Valiant TMS	Layout UC46 TT RIO External View	Drawing name: =2V06&EFS_EL	= V2UC46 + V2UC46
			Ed.	MKLEPADLO					
			Appr		P6700 Rear Wall - Cell 2V06			Document type: ELU	Project nr: 22-16148
Modification	Date	Name	Original		Replacement of	Replaced by	Scale 1:5		Page 1 / 1460

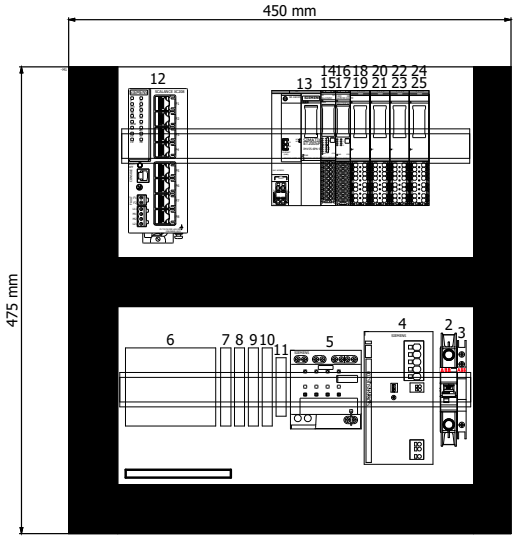

1

=V3SF0PG1+V3UC32/1

			Date	11/14/2022	Volvo Trucks North America		Valiant TMS	Layout UC46 TT RIO Internal View	Drawing name: =2V06&EFS_EL	= V2UC46
			Ed.	KMAFFRE						+ V2UC46
			Appr		P6700 Rear Wall - Cell 2V06				Document type: ELU	Project nr: 22-16148
Modification	Date	Name	Original		Replacement of	Replaced by	Scale 1:5			Page 2 / 1460

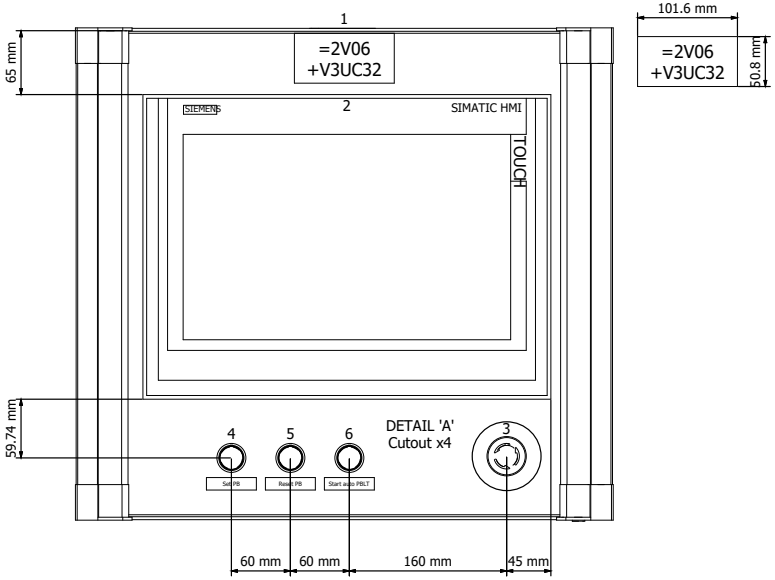

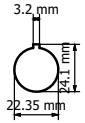

DETAIL 'A'
7/8" Receptacle,
Pushbutton and E-stop

DETAIL 'B'
M12 Profinet Receptacle

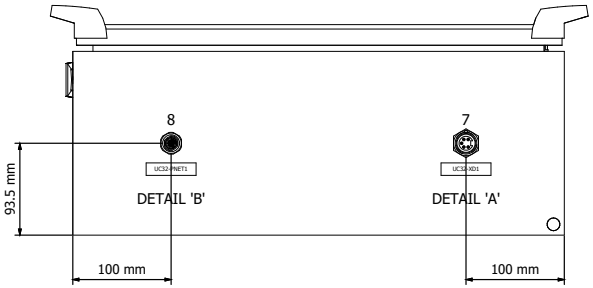

Buttom View
of Enclosure

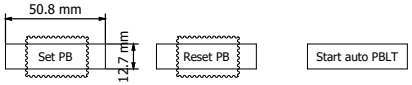

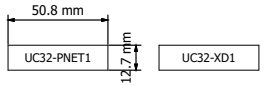

Enclosure panel shall be finished in RAL 7035 Light Grey paint.

			Date	12/16/2022	Volvo Trucks North America	Valiant TMS	Layout UC32 SOP External View	Drawing name: =2V06&EFS_EL	= V3SF0PG1	
			Ed.	KMAFFRE					+ V3UC32	
			Appr		P6700 Rear Wall - Cell 2V06			Document type: ELU	Project nr: 22-16148	Page 1
Modification	Date	Name	Original		Replacement of	Replaced by	Scale 1:5			1460

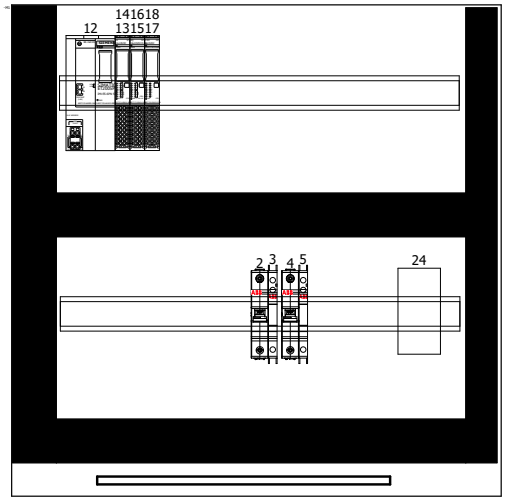

1

=V3UC11+.UC11/1

			Date	9/26/2022	Volvo Trucks North America	Valiant TMS	Layout UC32 SOP Internal View	Drawing name: =2V06&EFS_EL	= V3SF0PG1	
			Ed.	MKLEPADLO					+ V3UC32	
			Appr		P6700 Rear Wall - Cell 2V06	Scale 1:5		Document type: ELU	Project nr: 22-16148	Page 2
Modification	Date	Name	Original		Replacement of	Replaced by				1460

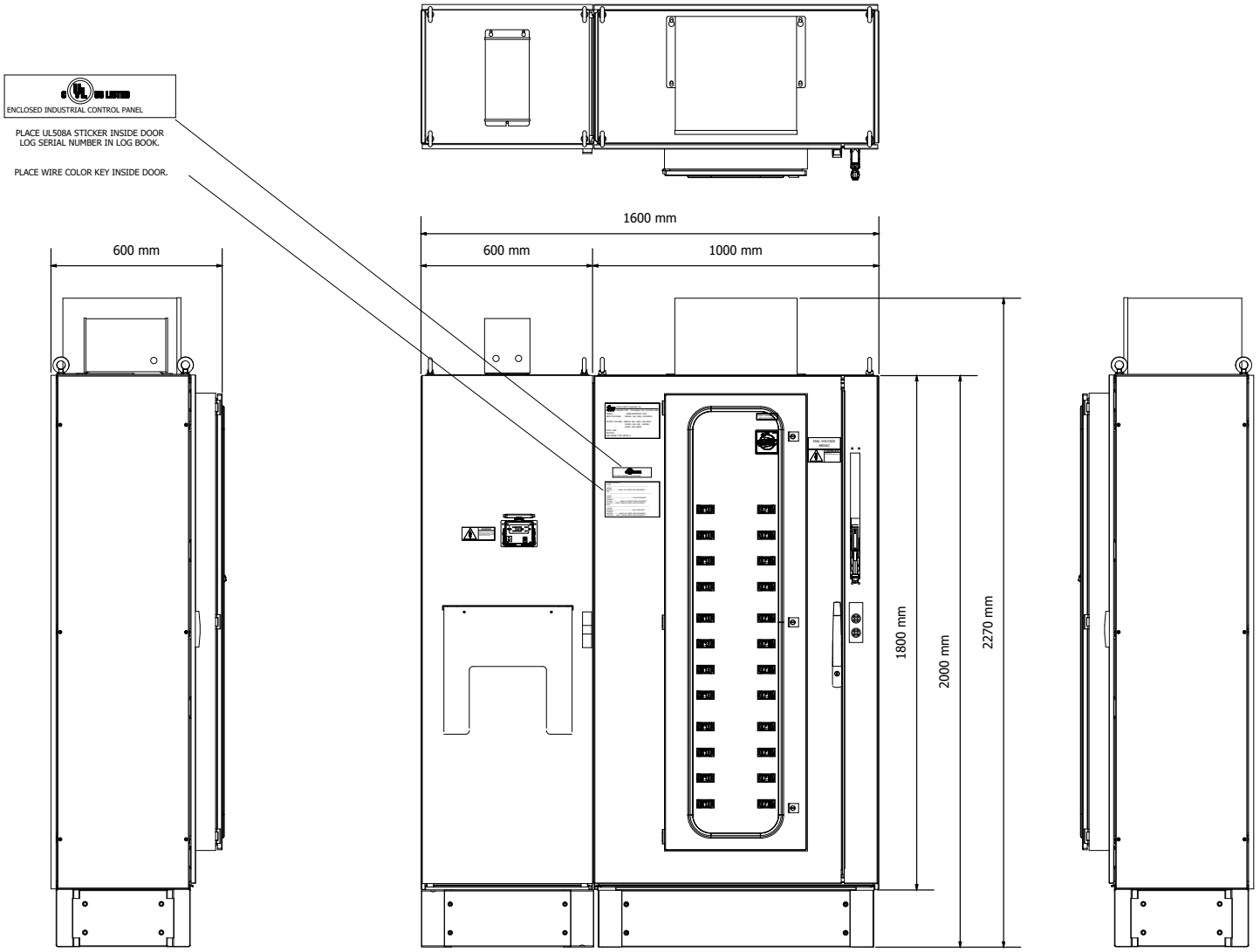

=V3SF0PG1+.UC32/2

2

			Date	9/26/2022	Volvo Trucks North America	Valiant TMS	Layout UC11 PDP External View	Drawing name: =2V06&EFS_EL	= V3UC11	
			Ed.	MKLEPADLO					+ V3UC11	
			Appr		P6700 Rear Wall - Cell 2V06			Document type: ELU	Project nr: 22-16148	Page 1
Modification	Date	Name	Original		Replacement of	Replaced by	Scale 1:15			1460



1

=V3UC14+.UC14/1

			Date	9/26/2022	Volvo Trucks North America		Valiant TMS	Layout UC11 PDP Internal View	Drawing name: =2V06&EFS_EL	= V3UC11
			Ed.	MKLEPADLO						+ V3UC11
			Appr		P6700 Rear Wall - Cell 2V06				Document type: ELU	Project nr: 22-16148
Modification	Date	Name	Original		Replacement of	Replaced by	Scale 1:10			Page 2 / 1460

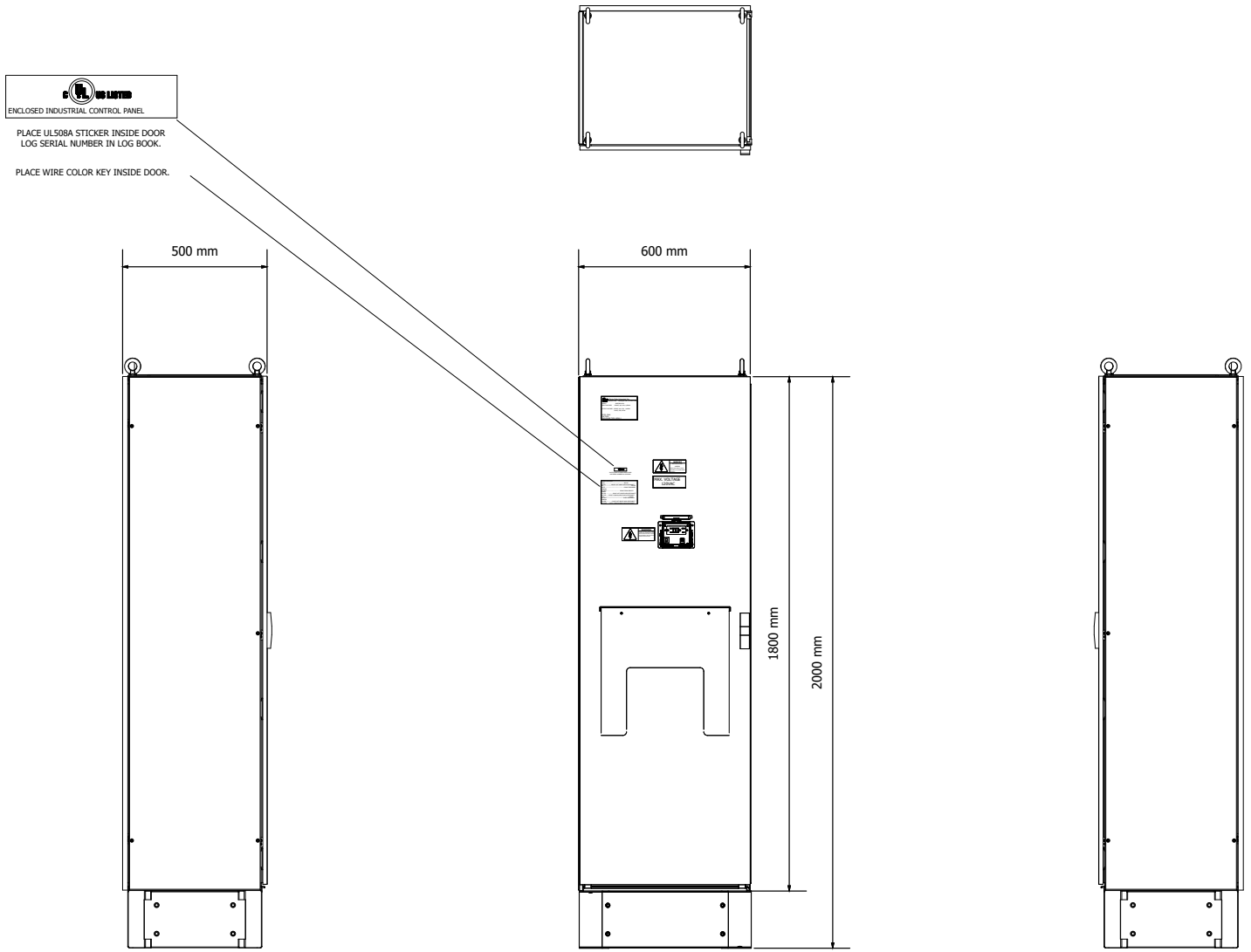

=V3UC11+.UC11/2

2

			Date	9/26/2022	Volvo Trucks North America	Valiant TMS	Layout UC14 RIO External View	Drawing name: =2V06&EFS_EL	= V3UC14	
			Ed.	MKLEPADLO					+ V3UC14	
			Appr		P6700 Rear Wall - Cell 2V06			Document type: ELU	Project nr: 22-16148	Page 1
Modification	Date	Name	Original		Replacement of	Replaced by	Scale 1:15			1460

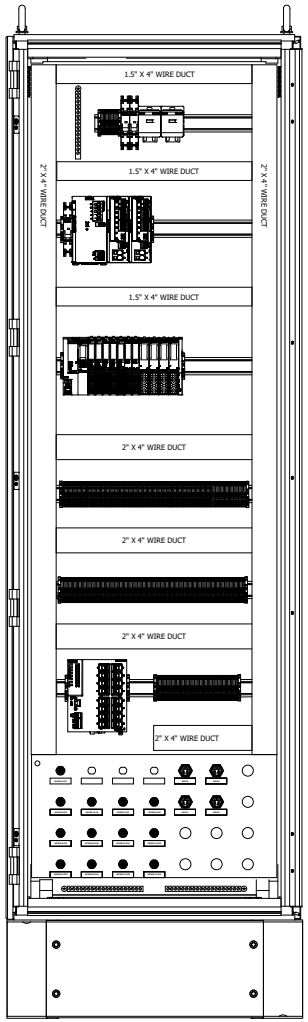

1

=V4PZ1PF1+V4UC61/1

			Date	9/26/2022	Volvo Trucks North America		Valiant TMS	Layout UC14 RIO Internal View	Drawing name: =2V06&EFS_EL	= V3UC14
			Ed.	MKLEPADLO						+ V3UC14
			Appr		P6700 Rear Wall - Cell 2V06				Document type: ELU	Project nr: 22-16148
Modification	Date	Name	Original		Replacement of	Replaced by	Scale 1:10			Page 2 / 1460

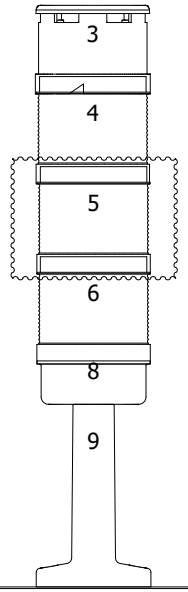

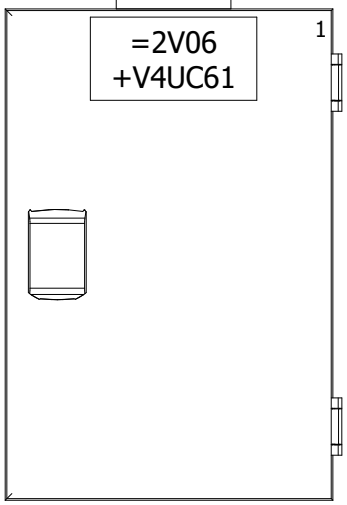

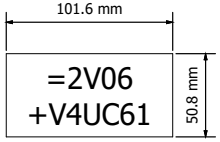

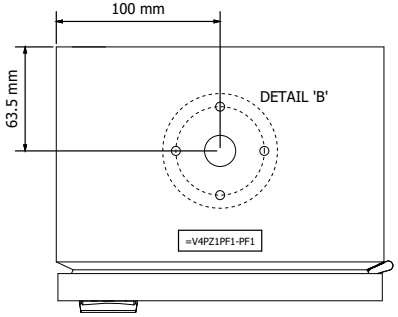

Top View
of Enclosure

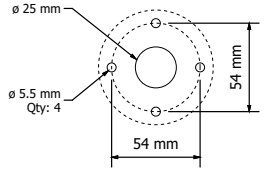

DETAIL 'B'
ABB Stack light
K70 series

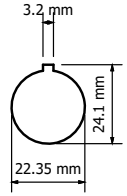

DETAIL 'A'
1-1/8" Receptacle

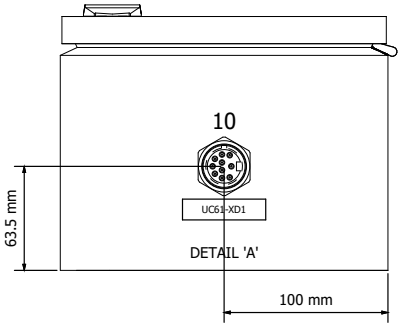

Buttom View
of Enclosure

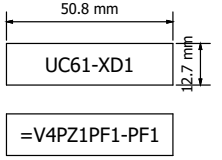

=V3UC14+V3UC14/2

2

			Date	12/22/2022	Volvo Trucks North America	Valiant TMS	Layout UC61 SL External View	Drawing name: =2V06&EFS-EL	= V4PZ1PF1
			Ed.	KMAFFRE					+ V4UC61
			Appr		P6700 Rear Wall - Cell 2V06			Document type: ELU	Project nr: 22-16148
Modification	Date	Name	Original		Replacement of	Replaced by	Scale 1:3		Page 1 / 1460

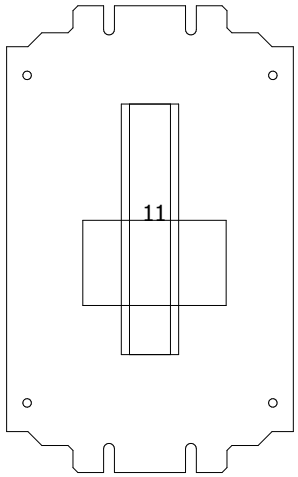

1

=V4SF0SF1+.UC91/1

			Date	12/1/2022	Volvo Trucks North America		Valiant TMS	Layout UC61 SL Internal View	Drawing name: =2V06&EFS-EL	= V4PZ1PF1
			Ed.	KMAFFRE						+ V4UC61
			Appr		P6700 Rear Wall - Cell 2V06				Document type: ELU	Project nr: 22-16148	Page 2
Modification	Date	Name	Original		Replacement of	Replaced by	Scale 1:3			1460

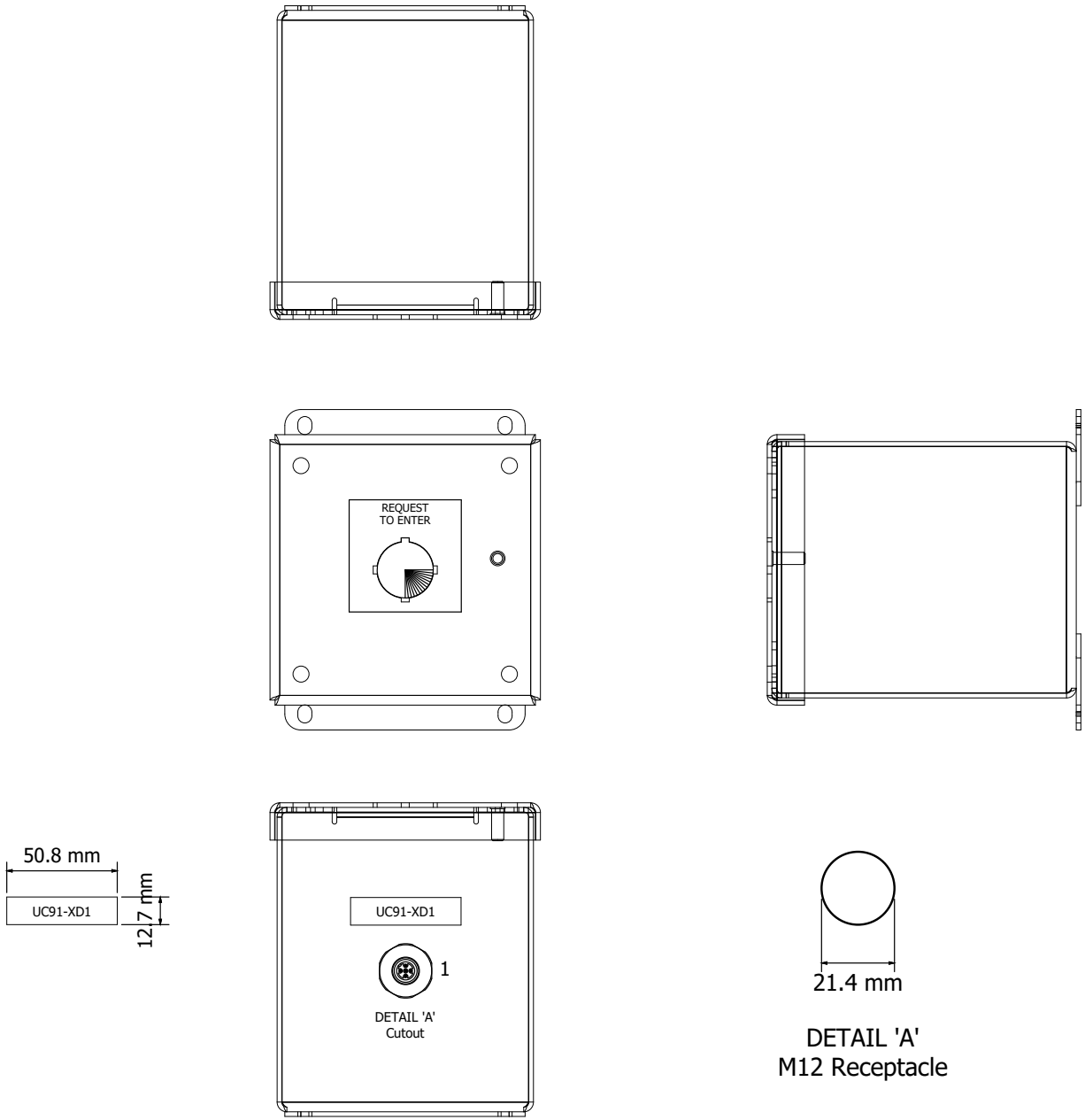

=V4PZ1PF1+.UC61/2

=V4UC46+.UC46/1

			Date	12/22/2022	Volvo Trucks North America	Valiant TMS	Layout UC91 External View	Drawing name: =2V06&EFS-EL	= V4SF0SF1	
			Ed.	KMAFFRE					+ V4UC91	
			Appr		P6700 Rear Wall - Cell 2V06			Document type: ELU	Project nr: 22-16148	Page 1
Modification	Date	Name	Original		Replacement of	Replaced by	Scale 1:2			1460



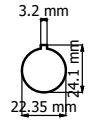

DETAIL 'A'
7/8" Receptacle

DETAIL 'B'
M12 Profinet Receptacle



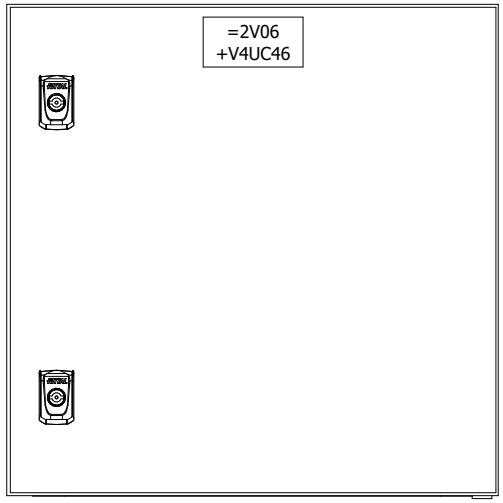

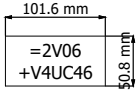



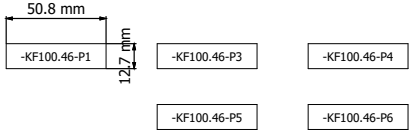

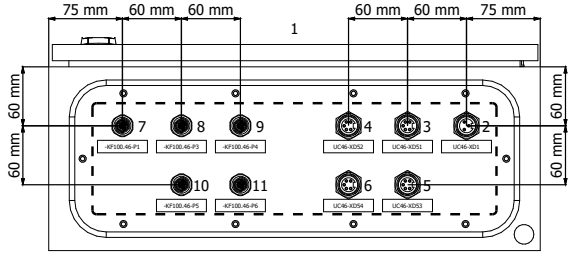

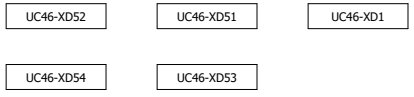

DETAIL 'B'
Cutout

DETAIL 'A'
Cutout

Buttom View
of Enclosure

Enclosure panel shall be finished in RAL 7035 Light Grey paint.

=V4SF0SF1+.UC91/1

2

			Date	9/26/2022	Volvo Trucks North America	Valiant TMS	Layout UC46 TT RIO External View	Drawing name: =2V06&EFS_EL	= V4UC46
			Ed.	MKLEPADLO					+ V4UC46
			Appr		P6700 Rear Wall - Cell 2V06			Document type: ELU	Project nr: 22-16148
Modification	Date	Name	Original		Replacement of	Replaced by	Scale 1:5		Page 1 / 1460

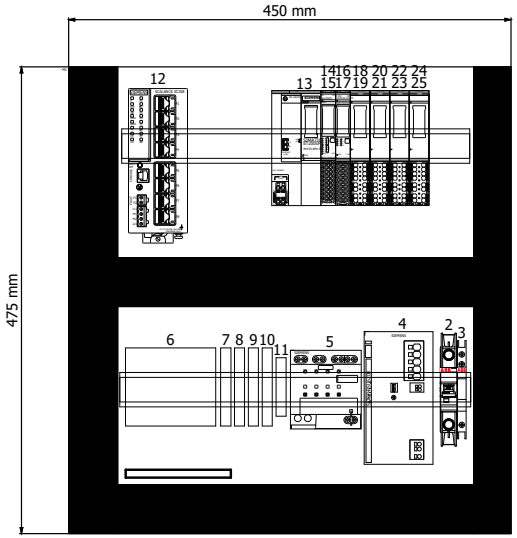

1 &EMC+/1

			Date	11/14/2022	Volvo Trucks North America	Valiant TMS	Layout UC46 TT RIO Internal View	Drawing name: =2V06&EFS_EL	= V4UC46	
			Ed.	KMAFFRE					+ V4UC46	
			Appr		P6700 Rear Wall - Cell 2V06			Document type: ELU	Project nr: 22-16148	Page 2
Modification	Date	Name	Original		Replacement of	Replaced by	Scale 1:5			1460

Cable overview

F10_001_VLU

Cable name	Source (from)	Target (to)	cable type	all conductors	Conductors used	Cross-section [mm]	Length [m]	remark	Graphical page of cable diagram
=V4AR181FQ1-W1	=V4AR181FQ1+V4AR181UC01-TB2	=V3KF1+V3UC14-KF14.52		5	5	12	15		
	=V3WC4+V3UC14-PE	=V4AR181FQ1+V4AR181UC01-PE							
=V4LB1WC1-W2	=V4LB1+V4LB1UC01-NB1	=V4LB1WC1+V4LB1UC01-Q1		4	4	14	2		
=V4LB1WC1-W3				8	0	14	15		
=V1SF0SF2-W1	=V1KF1+V1UC11-KF11.14	=V1SF0SF2+V1UC72-SF1	CBL	8	8	24	30		
	=V1WC4+V1UC11-XD13								
	=V1KF1+V1UC11-KF11.32								
	=V1WC4+V1UC11-XD10								
=KH0-W1			NEBS-L1G4-K-5-LE4	4	0	26	5		
=KF0KF1-KF1.31-P2	=KF0KF1+UC31-KF1.31-X1	=KF0KF1+UC31-KF31	PROFINET Cable	4	0	22			
=KF0KF1-KF100-P1	=KF0KF1+UC31-KF100.31	=KF0KF1+UC31-KF99.31	PROFINET Cable	4	1	22			
=KF0KF1-KF100.31-P2	=KF0KF1+UC31-KF1.31-X2	=KF0KF1+UC31-KF100.31	PROFINET Cable	4	0	22			
=KF0KF1-KF100.31-P3	=KF0KF1+UC31-KF1.31-X1	=KF0KF1+UC31-KF100.31	PROFINET Cable	4	0	22			
=KF0KF1-KF100.31-P4	=KF0KF1+UC31-KF100.31	=KF0KF1+UC31-PC1	PROFINET Cable	4	0	22			
=KF0KF1-KF100.31-P5	=KF0KF1+UC31-KF100.31	=KF0KF1+UC31-PC1	PROFINET Cable	4	0	22			
=KF0KF1-KF100.31-P6	=KF0KF1+UC31-KF100.31-P6	=KF0KF1+UC31-KF100.31	PROFINET Cable	4	1	22			
=KF0KF1-KF100.31-P7	=KF0KF1+UC31-KF100.31-P7	=KF0KF1+UC31-KF100.31	PROFINET Cable	4	1	22			
=KF0KF1-KF100.31-P8	=KF0KF1+UC31-KF100.31-P8	=KF0KF1+UC31-KF100.31	PROFINET Cable	4	1	22			
=KF0KF1-KF100.31-P9	=KF0KF1+UC31-KF100.31-P9	=KF0KF1+UC31-XG2	PROFINET Cable	4	1	22			
		=KF0KF1+UC31-KF100.31							
=KF0KF1-KF100.31-P10	=KF0KF1+UC31-KF100.31-P10	=KF0KF1+UC31-KF100.31	PROFINET Cable	4	1	22			
=KF0KF1-KF100.31-P11	=KF0KF1+UC31-KF100.31-P11	=KF0KF1+UC31-KF100.31	PROFINET Cable	4	1	22			
=KF0KF1-KF100.31-P12	=KF0KF1+UC31-KF100.31-P12	=KF0KF1+UC31-KF100.31	PROFINET Cable	4	1	22			
=KF0KF1-KF100.31-P13	=KF0KF1+UC31-KF100.31-P13	=KF0KF1+UC31-KF100.31	PROFINET Cable	4	1	22			
=KF0KF1-KF100.31-P14	=KF0KF1+UC31-KF100.31-P14	=KF0KF1+UC31-KF100.31	PROFINET Cable	4	1	22			
=KF0KF1-KF100.31-P15	=KF0KF1+UC31-KF100.31-P15	=KF0KF1+UC31-KF100.31	PROFINET Cable	4	1	22			
=KF0KF1-KF100.31-P16	=KF0KF1+UC31-KF100.31-P16	=KF0KF1+UC31-KF100.31	PROFINET Cable	4	1	22			
=KF0KF1-WF1	=KF0KF1+UC31-KF99.31	=KF0KF1+UC31-xx	PROFINET Cable	4	0	22			
=V1AR21KF1-KF100.11-P8	=V1AR21KF1+V1AR21UC01-XPN-X2	=V1KF1+V1UC11-KF100.11-P8	PROFINET Cable	4	0	22			
=V1AR41KF1-KF100.11-P9	=V1AR41KF1+V1AR41UC01-XPN-X2	=V1KF1+V1UC11-KF100.11-P9	PROFINET Cable	4	0	22			
=V1AR41UQ41KF1-WF1	=V1AR41UQ41KF1+V1AR41UQ41-KF1-TP1	=V1AR41UQ41KF1+V1AR41UQ41-R3.CP/CS	PROFINET Cable	4	1	22			
=V1AR41UQ42KF1-WF1	=V1AR41UQ42KF1+V1AR41UQ42-KF1-TP1	=V1AR41UQ42KF1+V1AR41UQ42-R3.CP/CS	PROFINET Cable	4	1	22			
=V1AR41UR41KF1-KF100.11-P5	=V1KF1+V1UC11-KF100.11-P5	=V1AR41UR41KF1+V1AR41UR41-KF1.11	PROFINET Cable	4	0	22			
=V1AR42KF1-KF100.11-P10	=V1AR42KF1+V1AR42UC01-XPN-X2	=V1KF1+V1UC11-KF100.11-P10	PROFINET Cable	4	0	22			
=V1AR42UQ41KF1-WF1	=V1AR42UQ41KF1+V1AR42UQ41-KF1-TP1	=V1AR42UQ41KF1+V1AR42UQ41-R3.CP/CS	PROFINET Cable	4	1	22			
=V1AR42UQ42KF1-WF1	=V1AR42UQ42KF1+V1AR42UQ42-KF1-TP1	=V1AR42UQ42KF1+V1AR42UQ42-R3.CP/CS	PROFINET Cable	4	1	22			
=V1AR42UR41KF1-KF100.14-P11	=V1AR42UR41KF1+V1AR42UR41-KF1.11	=V2FQ1+V2FQ1BG1-BG1-X4	PROFINET Cable	4	0	22			
=V1AR43KF1-KF100.11-P11	=V1AR43KF1+V1AR43UC01-XPN-X2	=V1KF1+V1UC11-KF100.11-P11	PROFINET Cable	4	0	22			
=V1AR43UQ41KF1-WF1	=V1AR43UQ41KF1+V1AR43UQ41-KF1-TP1	=V1AR43UQ41KF1+V1AR43UQ41-R3.CP/CS	PROFINET Cable	4	1	22			
=V1AR43UQ42KF1-WF1	=V1AR43UQ42KF1+V1AR43UQ42-KF1-TP1	=V1AR43UQ42KF1+V1AR43UQ42-R3.CP/CS	PROFINET Cable	4	1	22			
=V1AR201KF1-KF100.11-P12	=V1AR201KF1+V1AR201UC01-XPN-X2	=V1KF1+V1UC11-KF100.11-P12	PROFINET Cable	4	0	22			
=V1AR201UQ41KF1-WF1	=V1AR201UQ41KF1+V1AR201UQ41-KF1-TP1	=V1AR201UQ41KF1+V1AR201UQ41-R3.CP/CS	PROFINET Cable	4	1	22			
=V1AR201UQ42KF1-WF1	=V1AR201UQ42KF1+V1AR201UQ42-KF1-TP1	=V1AR201UQ42KF1+V1AR201UQ42-R3.CP/CS	PROFINET Cable	4	1	22			
=V1AR201XQ41KF1-KF1			PROFINET Cable	4	0	22			
=V1FQ1-BR1-P2	=V1FQ1+V1FQ1-BR1	=V1FQ1+V1FQ1-BR2	PROFINET Cable	4	0	22			

Cable overview

F10_001_VLU

Cable name	Source (from)	Target (to)	cable type	all conductors	Conductors used	Cross-section [mm]	Length [m]	remark	Graphical page of cable diagram
=V1FQ1-BR2-P2	=V1FQ1+V1FQ1-BR2	=V1FQ1+V1FQ1-BR3	PROFINET Cable	4	0	22			
=V1FQ1-BR3-P2	=V1FQ1+V1FQ1-BR3	=V1FQ1+V1FQ1-BR4	PROFINET Cable	4	0	22			
=V1FQ1-KF100.11-P16	=V1KF1+V1UC11-KF100.11-P16	=V1FQ1+V1FQ1-BR1	PROFINET Cable	4	0	22			
=V1KF1-KF100.11-P1	=V1KF1+V1UC11-KF100.11-P1	=V1KF1+V1UC11-KF100.11	PROFINET Cable	4	1	22			
=V1KF1-KF100.11-P3	=V1KF1+V1UC11-KF100.11	=V1KF1+V1UC11-KF11	PROFINET Cable	4	0	22			
=V1KF1-KF100.11-P4	=V1KF1+V1UC11-KF100.11-P4	=V1KF1+V1UC11-KF100.11	PROFINET Cable	4	1	22			
=V1KF1-KF100.11-P5	=V1KF1+V1UC11-KF100.11-P5	=V1KF1+V1UC11-KF100.11	PROFINET Cable	4	1	22			
=V1KF1-KF100.11-P6	=V1KF1+V1UC11-KF100.11-P6	=V1KF1+V1UC11-KF100.11	PROFINET Cable	4	1	22			
=V1KF1-KF100.11-P7	=V1KF1+V1UC11-KF100.11-P7	=V1KF1+V1UC11-KF100.11	PROFINET Cable	4	1	22			
=V1KF1-KF100.11-P8	=V1KF1+V1UC11-KF100.11-P8	=V1KF1+V1UC11-KF100.11	PROFINET Cable	4	1	22			
=V1KF1-KF100.11-P9	=V1KF1+V1UC11-KF100.11-P9	=V1KF1+V1UC11-KF100.11	PROFINET Cable	4	1	22			
=V1KF1-KF100.11-P10	=V1KF1+V1UC11-KF100.11-P10	=V1KF1+V1UC11-KF100.11	PROFINET Cable	4	1	22			
=V1KF1-KF100.11-P11	=V1KF1+V1UC11-KF100.11-P11	=V1KF1+V1UC11-KF100.11	PROFINET Cable	4	1	22			
=V1KF1-KF100.11-P12	=V1KF1+V1UC11-KF100.11-P12	=V1KF1+V1UC11-KF100.11	PROFINET Cable	4	1	22			
=V1KF1-KF100.11-P13	=V1KF1+V1UC11-KF100.11-P13	=V1KF1+V1UC11-KF100.11	PROFINET Cable	4	1	22			
=V1KF1-KF100.11-P14	=V1KF1+V1UC11-KF100.11-P14	=V1KF1+V1UC11-KF100.11	PROFINET Cable	4	1	22			
=V1KF1-KF100.11-P15	=V1KF1+V1UC11-KF100.11-P15	=V1FQ1+V1FQ1BG1-BG1-X3	PROFINET Cable	4	1	22			
		=V1KF1+V1UC11-KF100.11							
=V1KF1-KF100.11-P16	=V1KF1+V1UC11-KF100.11-P16	=V1KF1+V1UC11-KF100.11	PROFINET Cable	4	1	22			
=V1KF1-KF100.31-P6	=KF0KF1+UC31-KF100.31-P6	=V1KF1+V1UC11-KF100.11-P1	PROFINET Cable	4	0	22			
=V1KF1-KF100.31-P11	=KF0KF1+UC31-KF100.31-P11	=V1KF1+V1UC32-PNET1	PROFINET Cable	4	0	22			
=V1KF1-PNET1	=V1KF1+V1UC32-PNET1	=V1KF1+V1UC32-KF32	PROFINET Cable	4	0	22			
=V1KF1-KF100.11-P5	=V1KF1+V1WR1-XD1	=V1AR41UR41KF1+V1AR41UR41-KF1.11	PROFINET Cable	4	0	22			
		=V1KF1+V1UC46-KF100.46-P1							
=V1KF1-KF100.46-P1	=V1KF1+V1UC46-KF100.46-P1	=V1KF1+V1UC46-KF100.46	PROFINET Cable	4	1	22			
=V1KF1-KF100.46-P2	=V1KF1+V1UC46-KF100.46	=V1KF1+V1UC46-KF46	PROFINET Cable	4	0	22	1		
=V1KF1-KF100.46-P3	=V1KF1+V1UC46-KF100.46-P3	=V1KF1+V1UC46-KF100.46	PROFINET Cable	4	1	22			
=V1KF1-KF100.46-P4	=V1KF1+V1UC46-KF100.46-P4	=V1KF1+V1UC46-KF100.46	PROFINET Cable	4	1	22			
=V1KF1-KF100.46-P5	=V1KF1+V1UC46-KF100.46-P5	=V1KF1+V1UC46-KF100.46	PROFINET Cable	4	1	22			
=V1KF1-KF100.46-P6	=V1KF1+V1UC46-KF100.46-P6	=V1KF1+V1UC46-KF100.46	PROFINET Cable	4	1	22			
=V1KF1-KF100.11-P6	=V1KF1+V1UC11-KF100.11-P6	=V1KF1+V1WR2-XD1	PROFINET Cable	4	0	22			
	=V1KF1+V1UC47-KF100.47-P1								
=V1KF1-KF100.47-P1	=V1KF1+V1UC47-KF100.47-P1	=V1KF1+V1UC47-KF100.47	PROFINET Cable	4	1	22			
=V1KF1-KF100.47-P2	=V1KF1+V1UC47-KF100.47	=V1KF1+V1UC47-KF47	PROFINET Cable	4	0	22	1		
=V1KF1-KF100.47-P3	=V1KF1+V1UC47-KF100.47-P3	=V1KF1+V1UC47-KF100.47	PROFINET Cable	4	1	22			
=V1KF1-KF100.47-P4	=V1KF1+V1UC47-KF100.47-P4	=V1KF1+V1UC47-KF100.47	PROFINET Cable	4	1	22			
=V1KF1-KF100.47-P5	=V1KF1+V1UC47-KF100.47-P5	=V1KF1+V1UC47-KF100.47	PROFINET Cable	4	1	22			
=V1KF1-KF100.47-P6	=V1KF1+V1UC47-KF100.47-P6	=V1KF1+V1UC47-KF100.47	PROFINET Cable	4	1	22			
=V1SF0PG1-KF32-P2	=V1KF1+V1UC32-KF32	=V1SF0PG1+V1UC32-PG1	PROFINET Cable	4	0	22			
=V1SF0PG2-KF100.14-P14	=V1SF0PG2+V1UC51-PNET1	=V2KF1+V2UC14-KF100.14-P14	PROFINET Cable	4	1	22			
=V1SF0PG2-PNET1	=V1SF0PG2+V1UC51-PNET1	=V1SF0PG2+V1UC51-PG1	PROFINET Cable	4	0	22			
=V1SF0PG3-KF100.14-P15	=V1SF0PG3+V1UC52-PNET1	=V2KF1+V2UC14-KF100.14-P15	PROFINET Cable	4	1	22			
=V1SF0PG3-PNET1	=V1SF0PG3+V1UC52-PNET1	=V1SF0PG3+V1UC52-PG1	PROFINET Cable	4	0	22			
=V1U10U01KF1-KF100.14-P16	=V2KF1+V2UC14-KF100.14-P16	=V1U10U01KF1+V1U10U01-KF1.11	PROFINET Cable	4	1	22			
=V1UQ51KF1-KF100.11-P13	=V1KF1+V1UC11-KF100.11-P13	=V1UQ51KF1+V1UQ51-KF1-TP1	PROFINET Cable	4	0	22	25		
=V1UQ52KF1-KF100.11-P13	=V1UQ51KF1+V1UQ51-KF1-TP2	=V1UQ52KF1+V1UQ52-KF1-TP1	PROFINET Cable	4	0	22	25		

Cable overview

F10_001_VLU

Cable name	Source (from)	Target (to)	cable type	all conductors	Conductors used	Cross-section [mm]	Length [m]	remark	Graphical page of cable diagram
=V1UQ53KF1-KF100.11-P14	=V1KF1+V1UC11-KF100.11-P14	=V1UQ53KF1+V1UQ53-KF1.11	PROFINET Cable	4	0	22	40		
=V1WC1-KF100.11-P2	=V1KF1+V1UC11-KF100.11	=V1WC1+V1UC11-KF1.2	PROFINET Cable	4	1	22			
=V1WR1UQ51KF1-KF100.46-P3	=V1KF1+V1UC46-KF100.46-P3	=V1WR1UQ51KF1+V1WR1UQ51-KF1-TP1	PROFINET Cable	4	0	22	15		
=V1WR1UQ52KF1-KF100.46-P4	=V1KF1+V1UC46-KF100.46-P4	=V1WR1UQ52KF1+V1WR1UQ52-KF1-TP1	PROFINET Cable	4	0	22	15		
=V1WR1WC1-KF100.11-P15	=V1FQ1+V1FQ1BG1-BG1-X4	=V1WR1WC1+V1WR1UC01-P1	PROFINET Cable	4	0	22	3		
=V1WR2UQ51KF1-KF100.47-P3	=V1KF1+V1UC47-KF100.47-P3	=V1WR2UQ51KF1+V1WR2UQ51-KF1-TP1	PROFINET Cable	4	0	22	15		
=V1WR2UQ52KF1-KF100.47-P4	=V1KF1+V1UC47-KF100.47-P4	=V1WR2UQ52KF1+V1WR2UQ52-KF1-TP1	PROFINET Cable	4	0	22			
=V1WR2WC1-KF100.11-P15	=V1WR1WC1+V1WR1UC01-P2	=V1WR2WC1+V1WR2UC01-P1	PROFINET Cable	4	0	22	20		
=V2AR41KF1-KF100.14-P9	=V2AR41KF1+V2AR41UC01-XPN-X2	=V2KF1+V2UC14-KF100.14-P9	PROFINET Cable	4	0	22			
=V2AR41UQ41KF1-WF1	=V2AR41UQ41KF1+V2AR41UQ41-KF1-TP1	=V2AR41UQ41KF1+V2AR41UQ41-R3.CP/CS	PROFINET Cable	4	1	22			
=V2AR41UQ42KF1-WF1	=V2AR41UQ42KF1+V2AR41UQ42-KF1-TP1	=V2AR41UQ42KF1+V2AR41UQ42-R3.CP/CS	PROFINET Cable	4	1	22			
=V2CL1KF1-KF100.14-P10	=V2KF1+V2UC14-KF100.14-P10	=V2CL1KF1+V2CL1-KF1.11	PROFINET Cable	4	0	22			
=V2CL1KF2-KF100.14-P10	=V2CL1KF1+V2CL1-KF1.11	=V2CL1KF2+V2CL1-KF2.11	PROFINET Cable	4	0	22	30		
=V2KF1-KF100.11-P7	=V1KF1+V1UC11-KF100.11-P7	=V2KF1+V2UC14-KF100.14-P1	PROFINET Cable	4	0	22			
=V2KF1-KF100.14-P1	=V2KF1+V2UC14-KF100.14-P1	=V2KF1+V2UC14-KF100.14	PROFINET Cable	4	1	22			
=V2KF1-KF100.14-P3	=V2KF1+V2UC14-KF100.14	=V2KF1+V2UC14-KF14	PROFINET Cable	4	0	22			
=V2KF1-KF100.14-P4	=V2KF1+V2UC14-KF100.14-P4	=V2KF1+V2UC14-KF100.14	PROFINET Cable	4	1	22			
=V2KF1-KF100.14-P5	=V2KF1+V2UC14-KF100.14-P5	=V2KF1+V2UC14-KF100.14	PROFINET Cable	4	1	22			
=V2KF1-KF100.14-P6	=V2KF1+V2UC14-KF100.14-P6	=V2KF1+V2UC14-KF100.14	PROFINET Cable	4	1	22			
=V2KF1-KF100.14-P7	=V2KF1+V2UC14-KF100.14-P7	=V2KF1+V2UC14-KF100.14	PROFINET Cable	4	1	22			
=V2KF1-KF100.14-P8	=V2KF1+V2UC14-KF100.14-P8	=V2KF1+V2UC14-KF100.14	PROFINET Cable	4	1	22			
=V2KF1-KF100.14-P9	=V2KF1+V2UC14-KF100.14-P9	=V2KF1+V2UC14-KF100.14	PROFINET Cable	4	1	22			
=V2KF1-KF100.14-P10	=V2KF1+V2UC14-KF100.14-P10	=V2KF1+V2UC14-KF100.14	PROFINET Cable	4	1	22			
=V2KF1-KF100.14-P11	=V2KF1+V2UC14-KF100.14-P11	=V2FQ1+V2FQ1BG1-BG1-X3	PROFINET Cable	4	1	22			
		=V2KF1+V2UC14-KF100.14							
=V2KF1-KF100.14-P12	=V2KF1+V2UC14-KF100.14-P12	=V2KF1+V2UC14-KF100.14	PROFINET Cable	4	1	22			
=V2KF1-KF100.14-P13	=V2KF1+V2UC14-KF100.14-P13	=V2KF1+V2UC14-KF100.14	PROFINET Cable	4	1	22			
=V2KF1-KF100.14-P14	=V2KF1+V2UC14-KF100.14-P14	=V2KF1+V2UC14-KF100.14	PROFINET Cable	4	1	22			
=V2KF1-KF100.14-P15	=V2KF1+V2UC14-KF100.14-P15	=V2KF1+V2UC14-KF100.14	PROFINET Cable	4	1	22			
=V2KF1-KF100.14-P16	=V2KF1+V2UC14-KF100.14-P16	=V2KF1+V2UC14-KF100.14	PROFINET Cable	4	1	22			
=V2KF1-KF100.14-P5	=V2KF1+V2UC14-KF100.14-P5	=V2KF1+V2UC32-PNET1	PROFINET Cable	4	0	22			
=V2KF1-PNET1	=V2KF1+V2UC32-PNET1	=V2KF1+V2UC32-KF32	PROFINET Cable	4	0	22			
=V2KF1-KF100.14-P6	=V2KF1+V2UC14-KF100.14-P6	=V2KF1+V2WR1-XD1	PROFINET Cable	4	0	22	5		
	=V2KF1+V2UC46-KF100.46-P1								
=V2KF1-KF100.46-P1	=V2KF1+V2UC46-KF100.46-P1	=V2KF1+V2UC46-KF100.46	PROFINET Cable	4	1	22			
=V2KF1-KF100.46-P2	=V2KF1+V2UC46-KF100.46	=V2KF1+V2UC46-KF46	PROFINET Cable	4	0	22	1		
=V2KF1-KF100.46-P3	=V2KF1+V2UC46-KF100.46-P3	=V2KF1+V2UC46-KF100.46	PROFINET Cable	4	1	22			
=V2KF1-KF100.46-P4	=V2KF1+V2UC46-KF100.46-P4	=V2KF1+V2UC46-KF100.46	PROFINET Cable	4	1	22			
=V2KF1-KF100.46-P5	=V2KF1+V2UC46-KF100.46-P5	=V2KF1+V2UC46-KF100.46	PROFINET Cable	4	1	22			
=V2KF1-KF100.46-P6	=V2KF1+V2UC46-KF100.46-P6	=V2KF1+V2UC46-KF100.46	PROFINET Cable	4	1	22			
=V2SF0PG1-KF32-P2	=V2KF1+V2UC32-KF32	=V2WC4+V2UC32-PG1	PROFINET Cable	4	0	22			
=V2SF0PG2-KF100.14-P7	=V2KF1+V2UC14-KF100.14-P7	=V2SF0PG2+V2UC51-PNET1	PROFINET Cable	4	1	22			
=V2SF0PG2-PNET1	=V2SF0PG2+V2UC51-PNET1	=V2SF0PG2+V2UC51-PG1	PROFINET Cable	4	0	22			
=V2U35U01KF1-WF1	=V2KF1+V2UC14-KF100.14-P12	=V2U35U01KF1+V2U35U01-KF1.11	PROFINET Cable	4	1	22	25		
=V2WR1KF1-KF100.14-P13	=V2KF1+V2UC14-KF100.14-P13	=V2WR1KF1+V2WR1-KF1.11	PROFINET Cable	4	0	22			
=V2WR1KF2-KF100.14-P13	=V2WR1KF1+V2WR1-KF1.11	=V2WR1KF2+V2WR1-KF2.11	PROFINET Cable	4	0	22	2		

Cable overview

F10_001_VLU

Cable name	Source (from)	Target (to)	cable type	all conductors	Conductors used	Cross-section [mm]	Length [m]	remark	Graphical page of cable diagram
=V2WR1UQ51KF1-KF100.46-P3	=V2KF1+V2UC46-KF100.46-P3	=V2WR1UQ51KF1+V2WR1UQ51-KF1-TP1	PROFINET Cable	4	0	22	5		
=V2WR1UQ52KF1-KF100.46-P3	=V2KF1+V2UC46-KF100.46-P4	=V2WR1UQ52KF1+V2WR1UQ52-KF1-TP1	PROFINET Cable	4	0	22	5		
=V2WR1WC1-KF100.14-P8	=V2KF1+V2UC14-KF100.14-P8	=V2WR1WC1+V2WR1UC01-P1	PROFINET Cable	4	0	22	42		
=V3AR11KF1-KF100.14-P7	=V3AR11KF1+V3AR11UC01-XPN-X2	=V3KF1+V3UC14-KF100.14-P7	PROFINET Cable	4	0	22	50		
=V3AR11UQ41KF1-WF1	=V3AR11UQ41KF1+V3AR11UQ41-KF1-X20	=V3AR11UQ41KF1+V3AR11UQ41-R3.CP/CS	PROFINET Cable	4	1	22			
=V3AR21KF1-KF100.11-P5	=V3AR21KF1+V3AR21UC01-XPN-X2	=V3KF1+V3UC11-KF100.11-P5	PROFINET Cable	4	0	22			
=V3AR22KF1-KF100.11-P6	=V3AR22KF1+V3AR22UC01-XPN-X2	=V3KF1+V3UC11-KF100.11-P6	PROFINET Cable	4	0	22			
=V3AR41KF1-KF100.11-P7	=V3AR41KF1+V3AR41UC01-XPN-X2	=V3KF1+V3UC11-KF100.11-P7	PROFINET Cable	4	0	22	15		
=V3AR41UQ41KF1-WF1	=V3AR41UQ41KF1+V3AR41UQ41-KF1-X20	=V3AR41UQ41KF1+V3AR41UQ41-R3.CP/CS	PROFINET Cable	4	1	22			
=V3AR41UQ42KF1-WF1	=V3AR41UQ42KF1+V3AR41UQ42-KF1-X20	=V3AR41UQ42KF1+V3AR41UQ42-R3.CP/CS	PROFINET Cable	4	1	22			
=V3AR42KF1-KF100.11-P8	=V3AR42KF1+V3AR42UC01-XPN-X2	=V3KF1+V3UC11-KF100.11-P8	PROFINET Cable	4	0	22	15		
=V3AR42UQ41KF1-WF1	=V3AR42UQ41KF1+V3AR42UQ41-KF1-X20	=V3AR42UQ41KF1+V3AR42UQ41-R3.CP/CS	PROFINET Cable	4	1	22			
=V3AR42UQ42KF1-WF1	=V3AR42UQ42KF1+V3AR42UQ42-KF1-X20	=V3AR42UQ42KF1+V3AR42UQ42-R3.CP/CS	PROFINET Cable	4	1	22			
=V3AR191KF1-KF100.11-P9	=V3AR191KF1+V3AR191UC01-XPN-X2	=V3KF1+V3UC11-KF100.11-P9	PROFINET Cable	4	0	22			
=V3BX11WC3-KF100.11-P12	=V3KF1+V3UC11-KF100.11-P12	=V3BX11WC3+V3BX11UC01-KFS1	PROFINET Cable	4	1	22			
=V3FQ1-KF100.11-P15	=V3FQ1+V3FQ1BG1-BG1-X4	=V3FQ1+V3FQ1BG2-BG2-X3	PROFINET Cable	4	0	22			
	=V3FQ1+V3FQ1BG2-BG2-X4	=V3FQ1+V3FQ1BG3-BG3-X3							
	=V3FQ1+V3FQ1BG3-BG3-X4	=V3FQ1+V3FQ1BG4-BG4-X3							
=V3GL16UQ51KF1-KF100.14-P14	=V3KF1+V3UC14-KF100.14-P14	=V3GL16UQ51KF1+V3GL16UQ51-KF1-TP1	PROFINET Cable	4	1	22			
=V3KF1-KF100.11-P1	=V3KF1+V3UC11-KF100.11-P1	=V3KF1+V3UC11-KF100.11	PROFINET Cable	4	1	22			
=V3KF1-KF100.11-P3	=V3KF1+V3UC11-KF100.11	=V3KF1+V3UC11-KF11	PROFINET Cable	4	0	22			
=V3KF1-KF100.11-P4	=V3KF1+V3UC11-KF100.11-P4	=V3KF1+V3UC11-KF100.11	PROFINET Cable	4	1	22			
=V3KF1-KF100.11-P5	=V3KF1+V3UC11-KF100.11-P5	=V3KF1+V3UC11-KF100.11	PROFINET Cable	4	1	22			
=V3KF1-KF100.11-P6	=V3KF1+V3UC11-KF100.11-P6	=V3KF1+V3UC11-KF100.11	PROFINET Cable	4	1	22			
=V3KF1-KF100.11-P7	=V3KF1+V3UC11-KF100.11-P7	=V3KF1+V3UC11-KF100.11	PROFINET Cable	4	1	22			
=V3KF1-KF100.11-P8	=V3KF1+V3UC11-KF100.11-P8	=V3KF1+V3UC11-KF100.11	PROFINET Cable	4	1	22			
=V3KF1-KF100.11-P9	=V3KF1+V3UC11-KF100.11-P9	=V3KF1+V3UC11-KF100.11	PROFINET Cable	4	1	22			
=V3KF1-KF100.11-P10	=V3KF1+V3UC11-KF100.11-P10	=V3KF1+V3UC11-KF100.11	PROFINET Cable	4	1	22			
=V3KF1-KF100.11-P11	=V3KF1+V3UC11-KF100.11-P11	=V3KF1+V3UC11-KF100.11	PROFINET Cable	4	1	22			
=V3KF1-KF100.11-P12	=V3KF1+V3UC11-KF100.11-P12	=V3KF1+V3UC11-KF100.11	PROFINET Cable	4	1	22			
=V3KF1-KF100.11-P13	=V3KF1+V3UC11-KF100.11-P13	=V3KF1+V3UC11-KF100.11	PROFINET Cable	4	1	22			
=V3KF1-KF100.11-P14	=V3KF1+V3UC11-KF100.11-P14	=V3KF1+V3UC11-KF100.11	PROFINET Cable	4	1	22			
=V3KF1-KF100.11-P15	=V3KF1+V3UC11-KF100.11-P15	=V3FQ1+V3FQ1BG1-BG1-X3	PROFINET Cable	4	1	22			
		=V3KF1+V3UC11-KF100.11							
=V3KF1-KF100.11-P16	=V3KF1+V3UC11-KF100.11-P16	=V3KF1+V3UC11-KF100.11	PROFINET Cable	4	1	22			
=V3KF1-KF100.31-P8	=KF0KF1+UC31-KF100.31-P8	=V3KF1+V3UC11-KF100.11-P1	PROFINET Cable	4	0	22			
=V3KF1-KF100.14-P1	=V3KF1+V3UC14-KF100.14-P1	=V3KF1+V3UC14-KF100.14	PROFINET Cable	4	1	22			
=V3KF1-KF100.14-P2	=V3KF1+V3UC14-KF100.14	=V3KF1+V3UC14-KF14	PROFINET Cable	4	0	22			
=V3KF1-KF100.14-P4	=V3KF1+V3UC14-KF100.14-P4	=V3KF1+V3UC14-KF100.14	PROFINET Cable	4	1	22			
=V3KF1-KF100.14-P5	=V3KF1+V3UC14-KF100.14-P5	=V3KF1+V3UC14-KF100.14	PROFINET Cable	4	1	22			
=V3KF1-KF100.14-P6	=V3KF1+V3UC14-KF100.14-P6	=V3KF1+V3UC14-KF100.14	PROFINET Cable	4	1	22			
=V3KF1-KF100.14-P7	=V3KF1+V3UC14-KF100.14-P7	=V3KF1+V3UC14-KF100.14	PROFINET Cable	4	1	22			
=V3KF1-KF100.14-P8	=V3KF1+V3UC14-KF100.14-P8	=V3KF1+V3UC14-KF100.14	PROFINET Cable	4	1	22			
=V3KF1-KF100.14-P9	=V3KF1+V3UC14-KF100.14-P9	=V3KF1+V3UC14-KF100.14	PROFINET Cable	4	1	22			
=V3KF1-KF100.14-P10	=V3KF1+V3UC14-KF100.14-P10	=V3KF1+V3UC14-KF100.14	PROFINET Cable	4	1	22			
=V3KF1-KF100.14-P11	=V3KF1+V3UC14-KF100.14-P11	=V3KF1+V3UC14-KF100.14	PROFINET Cable	4	1	22			

			Date	12/22/2022	Volvo Trucks North America	Valiant TMS	Cable overview	Drawing name:	=
			Ed.	KMAFFRE					+
			Appr		P6700 Rear Wall - Cell 2V06			Document type: EMC	Project nr: 22-16148 / Page 4
Modification	Date	Name	Original		Replacement of / Replaced by	Scale 1:1			1460

Cable overview

F10_001_VLU

Cable name	Source (from)	Target (to)	cable type	all conductors	Conductors used	Cross-section [mm]	Length [m]	remark	Graphical page of cable diagram
=V3KF1-KF100.14-P12	=V3KF1+V3UC14-KF100.14-P12	=V3KF1+V3UC14-KF100.14	PROFINET Cable	4	1	22			
=V3KF1-KF100.14-P13	=V3KF1+V3UC14-KF100.14-P13	=V3KF1+V3UC14-KF100.14	PROFINET Cable	4	1	22			
=V3KF1-KF100.14-P14	=V3KF1+V3UC14-KF100.14-P14	=V3KF1+V3UC14-KF100.14	PROFINET Cable	4	1	22			
=V3KF1-KF100.14-P15	=V3KF1+V3UC14-KF100.14-P15	=V3KF1+V3UC14-KF100.14	PROFINET Cable	4	1	22			
=V3KF1-KF100.14-P16	=V3KF1+V3UC14-KF100.14-P16	=V3KF1+V3UC14-KF100.14	PROFINET Cable	4	1	22			
=V3KF1-KF100.31-P10	=KF0KF1+UC31-KF100.31-P10	=V3KF1+V3UC14-KF100.14-P1	PROFINET Cable	4	0	22			
=V3KF1-KF100.11-P10	=V3KF1+V3UC11-KF100.11-P10	=V3KF1+V3UC32-PNET1	PROFINET Cable	4	0	22			
=V3KF1-PNET1	=V3KF1+V3UC32-PNET1	=V3KF1+V3UC32-KF32	PROFINET Cable	4	0	22			
=V3PF1KF1-KF100.14-P8	=V3KF1+V3UC14-KF100.14-P8	=V3PF1KF1+V3PF1-KF1-TP1	PROFINET Cable	4	1	22			
=V3PF1WC3-KF100.14-P12	=V3KF1+V3UC14-KF100.14-P12	=V3PF1WC3+V3PF1UC01-ENET0	PROFINET Cable	4	1	22	20		
=V3SF0PG1-KF32-P2	=V3KF1+V3UC32-KF32	=V3SF0PG1+V3UC32-PG1	PROFINET Cable	4	0	22			
=V3UN1KF1-KF100.14-P13	=V3KF1+V3UC14-KF100.14-P13	=V3UN1KF1+V3UN1-KF1.11	PROFINET Cable	4	0	22			
=V3UQ51KF1-KF100.11-P13	=V3KF1+V3UC11-KF100.11-P13	=V3UQ51KF1+V3UQ51-KF1-TP1	PROFINET Cable	4	0	22			
=V3UQ52KF1-KF100.11-P14	=V3KF1+V3UC11-KF100.11-P14	=V3UQ52KF1+V3UQ52-KF1-TP1	PROFINET Cable	4	0	22			
=V3WC1-KF100.11-P2	=V3KF1+V3UC11-KF100.11	=V3WC1+V3UC11-KF1.2	PROFINET Cable	4	1	22			
=V4AR181KF1-KF100.14-P6	=V3KF1+V3UC14-KF100.14-P6	=V4AR181KF1+V4AR181UC01-XPN-X2	PROFINET Cable	4	1	22			
=V4KF1-KF100.11-P11	=V3KF1+V3UC11-KF100.11-P11	=V4KF1+V4WR1-XD1	PROFINET Cable	4	0	22	77		
	=V4KF1+V4UC46-KF100.46-P1								
=V4KF1-KF100.46-P1	=V4KF1+V4UC46-KF100.46-P1	=V4KF1+V4UC46-KF100.46	PROFINET Cable	4	1	22			
=V4KF1-KF100.46-P2	=V4KF1+V4UC46-KF100.46	=V4KF1+V4UC46-KF46	PROFINET Cable	4	0	22	1		
=V4KF1-KF100.46-P3	=V4KF1+V4UC46-KF100.46-P3	=V4KF1+V4UC46-KF100.46	PROFINET Cable	4	1	22			
=V4KF1-KF100.46-P4	=V4KF1+V4UC46-KF100.46-P4	=V4KF1+V4UC46-KF100.46	PROFINET Cable	4	1	22			
=V4KF1-KF100.46-P5	=V4KF1+V4UC46-KF100.46-P5	=V4KF1+V4UC46-KF100.46	PROFINET Cable	4	1	22			
=V4KF1-KF100.46-P6	=V4KF1+V4UC46-KF100.46-P6	=V4KF1+V4UC46-KF100.46	PROFINET Cable	4	1	22			
=V4LB1KF1-WF1			PROFINET Cable	4	0	22			
=V4LB1KF2-KF100.14-P9			PROFINET Cable	4	0	22			
=V4WR1KF1-KF100.14-P10	=V3KF1+V3UC14-KF100.14-P10	=V4WR1KF1+V4WR1-KF1.11	PROFINET Cable	4	0	22			
=V4WR1UQ51KF1-KF100.46-P3	=V4KF1+V4UC46-KF100.46-P3	=V4WR1UQ51KF1+V4WR1UQ51-KF1-TP1	PROFINET Cable	4	1	22			
=V4WR1UQ52KF1-KF100.46-P4	=V4KF1+V4UC46-KF100.46-P4	=V4WR1UQ52KF1+V4WR1UQ52-KF1-TP1	PROFINET Cable	4	1	22			
=V4WR1WC1-KF100.14-P11	=V3KF1+V3UC14-KF100.14-P11	=V4WR1WC1+V4WR1UC01-P1	PROFINET Cable	4	1	22			
=V1WC1-GND1	=WC1+V1UC161-WC1	=V1WC1+V1UC161-GND	RK	1	0	2			
=V1WC1-GND1	=WC1+V1UC162-WC1	=V1WC1+V1UC162-GND	RK	1	0	2			
=V3WC1-GND1	=WC1+V3UC161-WC1	=V3WC1+V3UC161-GND	RK	1	0	2			
=V3WC1-GND1	=WC1+V3UC162-WC1	=V3WC1+V3UC162-GND	RK	1	0	2			
=V1WC1-GND1	=V1WC1+V1UC11-GND	=V1WC1+V1UC11-PE	RK	1	1	6			
=V3WC1-GND1	=V3WC1+V3UC11-GND	=V3WC1+V3UC11-PE	RK	1	1	6			
=V1AR21XQ11WC1-W1	=V1AR21XQ11WC1+V1AR21XQ11UC01-XG1	=V3WC2+V3UC161-XG1	TC-ER	4	4	1			
		=V3WC2+V3UC161-XG2							
=V1AR41XQ11WC1-W1	=V1AR41XQ11WC1+V1AR41XQ11UC01-XG1	=V1WC2+V1UC161-XG1	TC-ER	4	4	1			
		=V1WC2+V1UC161-XG2							
=V1AR42XQ11WC1-W1	=V1AR42XQ11WC1+V1AR42XQ11UC01-XG1	=V1WC2+V1UC161-XG1	TC-ER	4	4	1			
		=V1WC2+V1UC161-XG2							
=V1AR43XQ11WC1-W1	=V1AR43XQ11WC1+V1AR43XQ11UC01-XG1	=V1WC2+V1UC162-XG1	TC-ER	4	4	1			
		=V1WC2+V1UC162-XG2							
=V1AR201XQ11WC1-W1	=V1AR201XQ11WC1+V1AR201XQ11UC01-XG1	=V1WC2+V1UC162-XG1	TC-ER	4	4	1			
		=V1WC2+V1UC162-XG2							

			Date	12/22/2022	Volvo Trucks North America	Valiant TMS	Cable overview	Drawing name:	=
			Ed.	KMAFFRE					+
			Appr		P6700 Rear Wall - Cell 2V06			Document type: EMC	Project nr: 22-16148 Page 5
Modification	Date	Name	Original		Replacement of / Replaced by	Scale 1:1			1460

Cable overview

F10_001_VLU

Cable name	Source (from)	Target (to)	cable type	all conductors	Conductors used	Cross-section [mm]	Length [m]	remark	Graphical page of cable diagram
=V3AR21XQ11WC1-W1	=V3AR21XQ11WC1+V3AR21XQ11UC01-XG1	=V3WC2+V3UC162-XG1	TC-ER	4	4	1			
		=V3WC2+V3UC162-XG2							
=V3AR22XQ11WC1-W1	=V3AR22XQ11WC1+V3AR22XQ11UC01-XG1	=V3WC2+V3UC161-XG1	TC-ER	4	4	1			
		=V3WC2+V3UC161-XG2							
=V3AR41XQ11WC1-W1	=V3AR41XQ11WC1+V3AR41XQ11UC01-XG1	=V3WC2+V3UC161-XG1	TC-ER	4	4	1			
		=V3WC2+V3UC161-XG2							
=V3AR42XQ11WC1-W1	=V3AR42XQ11WC1+V3AR42XQ11UC01-XG1	=V3WC2+V3UC162-XG1	TC-ER	4	4	1			
		=V3WC2+V3UC162-XG2							
=V1WR1WC1-W1		=V1WR1WC1+V1WR1UC01-PE	TC-ER	4	3	2	25		
	=V1WR1+V1UC11-FC1	=V1WR1WC1+V1WR1UC01-Q1							
=V1WR2WC1-W1		=V1WR2WC1+V1WR2UC01-PE	TC-ER	4	3	2	24		
	=V1WR2+V1UC11-FC1	=V1WR2WC1+V1WR2UC01-Q1							
=V2WR1WC1-W1		=V2WR1WC1+V2WR1UC01-PE	TC-ER	4	3	2	42		
	=V2WR1+V1UC11-FC1	=V2WR1WC1+V2WR1UC01-Q1							
=V4WR1WC1-W1		=V4WR1WC1+V4WR1UC01-PE	TC-ER	4	3	2	50		
	=V4WR1+V3UC11-FC1	=V4WR1WC1+V4WR1UC01-Q1							
=V1AR201XQ41WC1-W1	=V1AR201XQ41WC1+V1AR201XQ41UC01-XG1	=V1AR201XQ41+V1UC11-FC1	TC-ER	4	4	4	25		
=V4AR181XQ93WC1-W1	=V4AR181XQ93WC1+V4AR181XQ93UC01-XG1	=V4AR181XQ93+V3UC11-FC1	TC-ER	4	3	4	50		
=V3BX11WC3-W1	=V3WC3+V3UC11-XD2	=V3BX11WC3+V3BX11UC01-Q1	TC-ER	3	3	8	31		
	=V3BX11WC3+V3BX11UC01-PE	=V3WC3+V3UC11-PE							
=V4AR181XQ91WC1-W1	=V4AR181XQ91WC1+V4AR181XQ91UC01-XG1	=V4AR181XQ91+V3UC11-FC1	TC-ER	4	4	8	50		
=V4AR181XQ92WC1-W1	=V4AR181XQ92WC1+V4AR181XQ92UC01-XG1	=V4AR181XQ92+V3UC11-FC1	TC-ER	4	4	8	50		
=KF0WC3-W1	=KF0WC3+UC31-XD1	=V1WC3+V1UC11-XD1	TC-ER	3	3	10	40		
		=V1WC3+V1UC11-PE							
=V1AR21WC1-W1		=V1AR21WC1+V1AR21UC01-PE	TC-ER	4	4	10	25		
	=V1AR21+V1UC11-FC1	=V1AR21WC1+V1AR21UC01-Q1							
=V1AR41WC1-W1		=V1AR41WC1+V1AR41UC01-PE	TC-ER	4	4	10	11		
	=V1AR41+V1UC11-FC1	=V1AR41WC1+V1AR41UC01-Q1							
=V1AR42WC1-W1		=V1AR42WC1+V1AR42UC01-PE	TC-ER	4	4	10	12		
	=V1AR42+V1UC11-FC1	=V1AR42WC1+V1AR42UC01-Q1							
=V1AR43WC1-W1		=V1AR43WC1+V1AR43UC01-PE	TC-ER	4	4	10	16		
	=V1AR43+V1UC11-FC1	=V1AR43WC1+V1AR43UC01-Q1							
=V1AR201WC1-W1		=V1AR201WC1+V1AR201UC01-PE	TC-ER	4	4	10	16		
	=V1AR201+V1UC11-FC1	=V1AR201WC1+V1AR201UC01-Q1							
=V2AR41WC1-W1		=V2AR41WC1+V2AR41UC01-PE	TC-ER	4	4	10	50		
	=V2AR41+V1UC11-FC1	=V2AR41WC1+V2AR41UC01-Q1							
=V2WC3-W1	=V1WC3+V1UC11-XD2	=V2WC3+V2UC14-XD1	TC-ER	3	3	10	43		
	=V1WC3+V1UC11-PE								
=V3AR11WC1-W1		=V3AR11WC1+V3AR11UC01-PE	TC-ER	4	4	10	45		
	=V3AR11+V3UC11-FC1	=V3AR11WC1+V3AR11UC01-Q1							
=V3AR21WC1-W1		=V3AR21WC1+V3AR21UC01-PE	TC-ER	4	4	10	12		
	=V3AR21+V3UC11-FC1	=V3AR21WC1+V3AR21UC01-Q1							

Cable overview

F10_001_VLU

Cable name	Source (from)	Target (to)	cable type	all conductors	Conductors used	Cross-section [mm]	Length [m]	remark	Graphical page of cable diagram
=V3AR22WC1-W1		=V3AR22WC1+V3AR22UC01-PE	TC-ER	4	4	10	15		
	=V3AR22+V3UC11-FC1	=V3AR22WC1+V3AR22UC01-Q1							
=V3AR41WC1-W1		=V3AR41WC1+V3AR41UC01-PE	TC-ER	4	4	10	15		
	=V3AR41+V3UC11-FC1	=V3AR41WC1+V3AR41UC01-Q1							
=V3AR42WC1-W1		=V3AR42WC1+V3AR42UC01-PE	TC-ER	4	4	10	13		
	=V3AR42+V3UC11-FC1	=V3AR42WC1+V3AR42UC01-Q1							
=V3AR191WC1-W1		=V3AR191WC1+V3AR191UC01-PE	TC-ER	4	4	10	27		
	=V3AR191+V3UC11-FC1	=V3AR191WC1+V3AR191UC01-Q1							
=V3WC3-W1	=V3WC3+V3UC11-XD2	=V3WC3+V3UC14-XD1	TC-ER	3	3	10	60		
	=V3WC3+V3UC11-PE								
=V4AR181WC1-W1		=V4AR181WC1+V4AR181UC01-PE	TC-ER	4	4	10	50		
	=V4AR181+V3UC11-FC1	=V4AR181WC1+V4AR181UC01-Q1							
=V4LB1WC1-W1		=V4LB1WC1+V4LB1UC01-Q1	TC-ER	4	4	10	45		
	=V4LB1NB1+V3UC11-FC1								
=V4LB1WC3-W1			TC-ER	3	0	12			
=V4LB1WC3-W2			TC-ER	3	0	12			
=KH0-W2			TPE	4	0	18	15	Air supply	
=KH0-W3	=V1KF1+V1UC11-KF11.14	=KH0+KH0-BP2	TPE	4	4	18	25	Air supply	
	=V1WC4+V1UC11-XD10								
	=V1WC4+V1UC11-XD13								
=KH0-W4	=V1KF1+V1UC11-KF11.14	=KH0+KH0-BP3	TPE	4	4	18	25	Air supply	
	=V1WC4+V1UC11-XD10								
	=V1WC4+V1UC11-XD13								
=KH0-W5	=V1KF1+V1UC11-KF11.14	=KH0+KH0-BP4	TPE	4	4	18	10	Air supply	
	=V1WC4+V1UC11-XD10								
	=V1WC4+V1UC11-XD13								
=KH0-W6	=V3KF1+V3UC14-KF14.12	=KH0+KH0-BP5	TPE	4	4	18	10	Air supply	
	=V3WC4+V3UC14-XD10								
	=V3WC4+V3UC14-XD16								
=KH0-W7	=V2KF1+V2UC14-KF14.12	=KH0+KH0-BP6	TPE	4	4	18	12	Air supply	
	=V2WC4+V2UC14-XD10								
	=V2WC4+V2UC14-XD16								
=KH0-W8	=V1KF1+V1UC11-KF11.14	=KH0+KH0-BP7	TPE	4	4	18	30	Air supply	
	=V1WC4+V1UC11-XD10								
	=V1WC4+V1UC11-XD13								
=KH0-W9	=V3KF1+V3UC11-KF11.14	=KH0+KH0-BP8	TPE	4	4	18	10	Air supply	
	=V3WC4+V3UC11-XD10								
	=V3WC4+V3UC11-XD13								
=KH0-W10	=V3KF1+V3UC11-KF11.14	=KH0+KH0-BP9	TPE	4	4	18	30	Air supply	

			Date	12/22/2022	Volvo Trucks North America		Valiant TMS	Cable overview	Drawing name:	=	
			Ed.	KMAFFRE						+	
			Appr		P6700 Rear Wall - Cell 2V06				Document type: EMC	Project nr: 22-16148	Page 7
Modification	Date	Name	Original		Replacement of	Replaced by	Scale 1:1				1460

Cable overview

F10_001_VLU

Cable name	Source (from)	Target (to)	cable type	all conductors	Conductors used	Cross-section [mm]	Length [m]	remark	Graphical page of cable diagram
	=V3WC4+V3UC11-XD10								
	=V3WC4+V3UC11-XD13								
=KH0-W11	=V3KF1+V3UC14-KF14.12	=KH0+KH0-BP10	TPE	4	4	18	20	Air supply	
	=V3WC4+V3UC14-XD10								
	=V3WC4+V3UC14-XD16								
=KH3-W1	=V1KF1+V1UC11-KF11.14	=KH3+KH3-BF1	TPE	4	4	18	20	Air supply	
	=V1WC4+V1UC11-XD10								
	=V1WC4+V1UC11-XD14								
=KH3-W2	=V1KF1+V1UC11-KF11.14	=KH3+KH3-BF2	TPE	4	4	18	20	Air supply	
	=V1WC4+V1UC11-XD10								
	=V1WC4+V1UC11-XD14								
=V1AR41UQ41BG0-W1	=V1AR41UQ41BG0+V1AR41UQ41-XG1/2	=V1AR41UQ41KF1+V1AR41UQ41-KF1.12-X5	TPE	4	4	18	0.5		
=V1AR41UQ41BG0-W1.1	=V1AR41UQ41BG0+V1AR41UQ41-BG01	=V1AR41UQ41BG0+V1AR41UQ41-XG1/2	TPE	4	3	18	2		
=V1AR41UQ41BG0-W1.2	=V1AR41UQ41BG0+V1AR41UQ41-BG02	=V1AR41UQ41BG0+V1AR41UQ41-XG1/2	TPE	4	3	18	2		
=V1AR41UQ41BG0-W2	=V1AR41UQ41BG0+V1AR41UQ41-XG3/4	=V1AR41UQ41KF1+V1AR41UQ41-KF1.12-X6	TPE	4	4	18	0.5		
=V1AR41UQ41BG0-W2.1	=V1AR41UQ41BG0+V1AR41UQ41-BG03	=V1AR41UQ41BG0+V1AR41UQ41-XG3/4	TPE	4	3	18	3		
=V1AR41UQ41BG0-W2.2	=V1AR41UQ41BG0+V1AR41UQ41-BG04	=V1AR41UQ41BG0+V1AR41UQ41-XG3/4	TPE	4	3	18	2		
=V1AR41UQ41BG0-W3	=V1AR41UQ41BG0+V1AR41UQ41-XG5/6	=V1AR41UQ41KF1+V1AR41UQ41-KF1.12-X7	TPE	4	4	18	2		
=V1AR41UQ41BG0-W3.1	=V1AR41UQ41BG0+V1AR41UQ41-BG05	=V1AR41UQ41BG0+V1AR41UQ41-XG5/6	TPE	4	3	18	0.5		
=V1AR41UQ41BG0-W3.2	=V1AR41UQ41BG0+V1AR41UQ41-BG06	=V1AR41UQ41BG0+V1AR41UQ41-XG5/6	TPE	4	3	18	0.5		
=V1AR41UQ41BG0-W4	=V1AR41UQ41BG0+V1AR41UQ41-XG7/8	=V1AR41UQ41KF1+V1AR41UQ41-KF1.12-X8	TPE	4	4	18	3		
=V1AR41UQ41BG0-W4.1	=V1AR41UQ41BG0+V1AR41UQ41-BG07	=V1AR41UQ41BG0+V1AR41UQ41-XG7/8	TPE	4	3	18	0.5		
=V1AR41UQ41BG0-W4.2	=V1AR41UQ41BG0+V1AR41UQ41-BG08	=V1AR41UQ41BG0+V1AR41UQ41-XG7/8	TPE	4	3	18	0.5		
=V1AR41UQ41BG0-W5	=V1AR41UQ41BG0+V1AR41UQ41-XG9/10	=V1AR41UQ41KF1+V1AR41UQ41-KF1.13-X1	TPE	4	4	18	2		
=V1AR41UQ41BG0-W5.1	=V1AR41UQ41BG0+V1AR41UQ41-BG09	=V1AR41UQ41BG0+V1AR41UQ41-XG9/10	TPE	4	3	18	1		
=V1AR41UQ41BG0-W5.2	=V1AR41UQ41BG0+V1AR41UQ41-BG10	=V1AR41UQ41BG0+V1AR41UQ41-XG9/10	TPE	4	3	18	1		
=V1AR41UQ41BG0-W6	=V1AR41UQ41BG0+V1AR41UQ41-XG11/12	=V1AR41UQ41KF1+V1AR41UQ41-KF1.13-X2	TPE	4	4	18	2		
=V1AR41UQ41BG0-W6.1	=V1AR41UQ41BG0+V1AR41UQ41-BG11	=V1AR41UQ41BG0+V1AR41UQ41-XG11/12	TPE	4	3	18	0.5		
=V1AR41UQ41BG0-W6.2	=V1AR41UQ41BG0+V1AR41UQ41-BG12	=V1AR41UQ41BG0+V1AR41UQ41-XG11/12	TPE	4	3	18	0.5		
=V1AR41UQ41BG0-W7	=V1AR41UQ41BG0+V1AR41UQ41-XG13/14	=V1AR41UQ41KF1+V1AR41UQ41-KF1.13-X3	TPE	4	4	18	2		
=V1AR41UQ41BG0-W7.1	=V1AR41UQ41BG0+V1AR41UQ41-BG13	=V1AR41UQ41BG0+V1AR41UQ41-XG13/14	TPE	4	3	18	0.5		
=V1AR41UQ41BG0-W7.2	=V1AR41UQ41BG0+V1AR41UQ41-BG14	=V1AR41UQ41BG0+V1AR41UQ41-XG13/14	TPE	4	3	18	0.5		
=V1AR41UQ41BG0-W8	=V1AR41UQ41BG0+V1AR41UQ41-XG15/16	=V1AR41UQ41KF1+V1AR41UQ41-KF1.13-X4	TPE	4	4	18	1		
=V1AR41UQ41BG0-W8.1	=V1AR41UQ41BG0+V1AR41UQ41-BG15	=V1AR41UQ41BG0+V1AR41UQ41-XG15/16	TPE	4	3	18	1		
=V1AR41UQ41BG0-W8.2	=V1AR41UQ41BG0+V1AR41UQ41-BG16	=V1AR41UQ41BG0+V1AR41UQ41-XG15/16	TPE	4	3	18	0.5		
=V1AR41UQ41BG0-W9	=V1AR41UQ41BG0+V1AR41UQ41-XG17/18	=V1AR41UQ41KF1+V1AR41UQ41-KF1.13-X5	TPE	4	4	18	0.5		
=V1AR41UQ41BG0-W9.1	=V1AR41UQ41BG0+V1AR41UQ41-BG17	=V1AR41UQ41BG0+V1AR41UQ41-XG17/18	TPE	4	3	18	1		
=V1AR41UQ41BG0-W9.2	=V1AR41UQ41BG0+V1AR41UQ41-BG18	=V1AR41UQ41BG0+V1AR41UQ41-XG17/18	TPE	4	3	18	2		
=V1AR41UQ41UQ1.1-W1	=V1AR41UQ41KF1+V1AR41UQ41-KF1.11-X1	=V1AR41UQ41UQ1.1+V1AR41UQ41UQ1.1-BGS/R	TPE	4	4	18	3		
=V1AR41UQ41UQ1.2-W1	=V1AR41UQ41KF1+V1AR41UQ41-KF1.11-X2	=V1AR41UQ41UQ1.2+V1AR41UQ41UQ1.2-BGS/R	TPE	4	4	18	2		
=V1AR41UQ41UQ1.3-W1	=V1AR41UQ41KF1+V1AR41UQ41-KF1.11-X3	=V1AR41UQ41UQ1.3+V1AR41UQ41UQ1.3-BGS/R	TPE	4	4	18	2		
=V1AR41UQ41UQ1.4-W1	=V1AR41UQ41KF1+V1AR41UQ41-KF1.11-X4	=V1AR41UQ41UQ1.4+V1AR41UQ41UQ1.4-BGS/R	TPE	4	4	18	3		

			Date	12/22/2022	Volvo Trucks North America	Valiant TMS	Cable overview	Drawing name:	=	
			Ed.	KMAFFRE					+	
			Appr		P6700 Rear Wall - Cell 2V06			Document type: EMC	Project nr: 22-16148	Page 8
Modification	Date	Name	Original		Replacement of / Replaced by	Scale 1:1				1460

Cable overview

F10_001_VLU

Cable name	Source (from)	Target (to)	cable type	all conductors	Conductors used	Cross-section [mm]	Length [m]	remark	Graphical page of cable diagram
=V1AR41UQ41UQ1.5-W1	=V1AR41UQ41KF1+V1AR41UQ41-KF1.11-X5	=V1AR41UQ41UQ1.5+V1AR41UQ41UQ1.5-BGS/R	TPE	4	4	18	2		
=V1AR41UQ41UQ1.6-W1	=V1AR41UQ41KF1+V1AR41UQ41-KF1.11-X6	=V1AR41UQ41UQ1.6+V1AR41UQ41UQ1.6-BGS/R	TPE	4	4	18	2		
=V1AR41UQ41UQ2.1-W1	=V1AR41UQ41KF1+V1AR41UQ41-KF1.11-X7	=V1AR41UQ41UQ2.1+V1AR41UQ41UQ2.1-BGS/R	TPE	4	4	18	2		
=V1AR41UQ41UQ2.1-W1	=V1AR41UQ41UQ2.1+V2AR41UQ41UQ2.1-BGS/R	=V2AR41UQ41KF1+V2AR41UQ41-KF1.11-X2	TPE	4	4	18	4		
=V1AR41UQ41UQ2.2-W1	=V1AR41UQ41KF1+V1AR41UQ41-KF1.11-X8	=V1AR41UQ41UQ2.2+V1AR41UQ41UQ2.2-BGS/R	TPE	4	4	18	2		
=V1AR41UQ41UQ2.2-W1	=V1AR41UQ41UQ2.2+V2AR41UQ41UQ2.2-BGS/R	=V2AR41UQ41KF1+V2AR41UQ41-KF1.11-X3	TPE	4	4	18	2		
=V1AR41UQ41UQ2.3-W1	=V1AR41UQ41KF1+V1AR41UQ41-KF1.12-X1	=V1AR41UQ41UQ2.3+V1AR41UQ41UQ2.3-BGS/R	TPE	4	4	18	2		
=V1AR41UQ41UQ2.4-W1	=V1AR41UQ41KF1+V1AR41UQ41-KF1.12-X2	=V1AR41UQ41UQ2.4+V1AR41UQ41UQ2.4-BGS/R	TPE	4	4	18	2		
=V1AR41UQ41UQ2.5-W1	=V1AR41UQ41KF1+V1AR41UQ41-KF1.12-X3	=V1AR41UQ41UQ2.5+V1AR41UQ41UQ2.5-BGS/R	TPE	4	4	18	1		
=V1AR41UQ41UQ2.6-W1	=V1AR41UQ41KF1+V1AR41UQ41-KF1.12-X4	=V1AR41UQ41UQ2.6+V1AR41UQ41UQ2.6-BGS/R	TPE	4	4	18	2		
=V1AR41UQ42BG0-W1	=V1AR41UQ42BG0+V1AR41UQ42-XG1/2	=V1AR41UQ42KF1+V1AR41UQ42-KF1.12-X3	TPE	4	4	18	0.5		
=V1AR41UQ42BG0-W1.1	=V1AR41UQ42BG0+V1AR41UQ42-BG01	=V1AR41UQ42BG0+V1AR41UQ42-XG1/2	TPE	4	3	18	3		
=V1AR41UQ42BG0-W1.2	=V1AR41UQ42BG0+V1AR41UQ42-BG02	=V1AR41UQ42BG0+V1AR41UQ42-XG1/2	TPE	4	3	18	2		
=V1AR41UQ42BG0-W2	=V1AR41UQ42BG0+V1AR41UQ42-XG3/4	=V1AR41UQ42KF1+V1AR41UQ42-KF1.12-X4	TPE	4	4	18	0.5		
=V1AR41UQ42BG0-W2.1	=V1AR41UQ42BG0+V1AR41UQ42-BG03	=V1AR41UQ42BG0+V1AR41UQ42-XG3/4	TPE	4	3	18	1		
=V1AR41UQ42BG0-W2.2	=V1AR41UQ42BG0+V1AR41UQ42-BG04	=V1AR41UQ42BG0+V1AR41UQ42-XG3/4	TPE	4	3	18	1		
=V1AR41UQ42BG0-W3	=V1AR41UQ42BG0+V1AR41UQ42-XG5/6	=V1AR41UQ42KF1+V1AR41UQ42-KF1.12-X5	TPE	4	4	18	0.5		
=V1AR41UQ42BG0-W3.1	=V1AR41UQ42BG0+V1AR41UQ42-BG05	=V1AR41UQ42BG0+V1AR41UQ42-XG5/6	TPE	4	3	18	2		
=V1AR41UQ42BG0-W3.2	=V1AR41UQ42BG0+V1AR41UQ42-BG06	=V1AR41UQ42BG0+V1AR41UQ42-XG5/6	TPE	4	3	18	2		
=V1AR41UQ42BG0-W4	=V1AR41UQ42BG0+V1AR41UQ42-XG7/8	=V1AR41UQ42KF1+V1AR41UQ42-KF1.12-X6	TPE	4	4	18	0.5		
=V1AR41UQ42BG0-W4.1	=V1AR41UQ42BG0+V1AR41UQ42-BG07	=V1AR41UQ42BG0+V1AR41UQ42-XG7/8	TPE	4	3	18	2		
=V1AR41UQ42BG0-W4.2	=V1AR41UQ42BG0+V1AR41UQ42-BG08	=V1AR41UQ42BG0+V1AR41UQ42-XG7/8	TPE	4	3	18	1		
=V1AR41UQ42BG0-W5	=V1AR41UQ42BG0+V1AR41UQ42-XG9/10	=V1AR41UQ42KF1+V1AR41UQ42-KF1.12-X7	TPE	4	4	18	0.5		
=V1AR41UQ42BG0-W5.1	=V1AR41UQ42BG0+V1AR41UQ42-BG09	=V1AR41UQ42BG0+V1AR41UQ42-XG9/10	TPE	4	3	18	2		
=V1AR41UQ42BG0-W5.2	=V1AR41UQ42BG0+V1AR41UQ42-BG10	=V1AR41UQ42BG0+V1AR41UQ42-XG9/10	TPE	4	3	18	2		
=V1AR41UQ42BG0-W6	=V1AR41UQ42BG0+V1AR41UQ42-XG11/12	=V1AR41UQ42KF1+V1AR41UQ42-KF1.12-X8	TPE	4	4	18	0.5		
=V1AR41UQ42BG0-W6.1	=V1AR41UQ42BG0+V1AR41UQ42-BG11	=V1AR41UQ42BG0+V1AR41UQ42-XG11/12	TPE	4	3	18	2		
=V1AR41UQ42BG0-W6.2	=V1AR41UQ42BG0+V1AR41UQ42-BG12	=V1AR41UQ42BG0+V1AR41UQ42-XG11/12	TPE	4	3	18	2		
=V1AR41UQ42BG0-W7	=V1AR41UQ42BG0+V1AR41UQ42-XG13/14	=V1AR41UQ42KF1+V1AR41UQ42-KF1.13-X1	TPE	4	4	18	0.5		
=V1AR41UQ42BG0-W7.1	=V1AR41UQ42BG0+V1AR41UQ42-BG13	=V1AR41UQ42BG0+V1AR41UQ42-XG13/14	TPE	4	3	18	2		
=V1AR41UQ42BG0-W7.2	=V1AR41UQ42BG0+V1AR41UQ42-BG14	=V1AR41UQ42BG0+V1AR41UQ42-XG13/14	TPE	4	3	18	2		
=V1AR41UQ42UQ1.1-W1	=V1AR41UQ42KF1+V1AR41UQ42-KF1.11-X1	=V1AR41UQ42UQ1.1+V1AR41UQ42UQ1.1-BGS/R	TPE	4	4	18	3		
=V1AR41UQ42UQ1.2-W1	=V1AR41UQ42KF1+V1AR41UQ42-KF1.11-X2	=V1AR41UQ42UQ1.2+V1AR41UQ42UQ1.2-BGS/R	TPE	4	4	18	1		
=V1AR41UQ42UQ1.3-W1	=V1AR41UQ42KF1+V1AR41UQ42-KF1.11-X3	=V1AR41UQ42UQ1.3+V1AR41UQ42UQ1.3-BGS/R	TPE	4	4	18	3		
=V1AR41UQ42UQ1.4-W1	=V1AR41UQ42KF1+V1AR41UQ42-KF1.11-X4	=V1AR41UQ42UQ1.4+V1AR41UQ42UQ1.4-BGS/R	TPE	4	4	18	1		
=V1AR41UQ42UQ1.5-W1	=V1AR41UQ42KF1+V1AR41UQ42-KF1.11-X5	=V1AR41UQ42UQ1.5+V1AR41UQ42UQ1.5-BGS/R	TPE	4	4	18	2		
=V1AR41UQ42UQ1.6-W1	=V1AR41UQ42KF1+V1AR41UQ42-KF1.11-X6	=V1AR41UQ42UQ1.6+V1AR41UQ42UQ1.6-BGS/R	TPE	4	4	18	1		
=V1AR41UQ42UQ2.1-W1	=V1AR41UQ42KF1+V1AR41UQ42-KF1.11-X7	=V1AR41UQ42UQ2.1+V1AR41UQ42UQ2.1-BGS/R	TPE	4	4	18	2		
=V1AR41UQ42UQ2.1-W1	=V1AR41UQ42UQ2.1+V2AR41UQ42UQ2.1-BGS/R	=V2AR41UQ42KF1+V2AR41UQ42-KF1.11-X2	TPE	4	4	18	4		
=V1AR41UQ42UQ2.2-W1	=V1AR41UQ42KF1+V1AR41UQ42-KF1.11-X8	=V1AR41UQ42UQ2.2+V1AR41UQ42UQ2.2-BGS/R	TPE	4	4	18	2		
=V1AR41UQ42UQ2.2-W1	=V1AR41UQ42UQ2.2+V2AR41UQ42UQ2.2-BGS/R	=V2AR41UQ42KF1+V2AR41UQ42-KF1.11-X3	TPE	4	4	18	2		
=V1AR41UQ42UQ2.3-W1	=V1AR41UQ42KF1+V1AR41UQ42-KF1.12-X1	=V1AR41UQ42UQ2.3+V1AR41UQ42UQ2.3-BGS/R	TPE	4	4	18	3		
=V1AR41UQ42UQ2.4-W1	=V1AR41UQ42KF1+V1AR41UQ42-KF1.12-X2	=V1AR41UQ42UQ2.4+V1AR41UQ42UQ2.4-BGS/R	TPE	4	4	18	2		
=V1AR41UR41BG0-W1	=V1AR41UR41BG0+V1AR41UR41-BG01	=V1AR41UR41KF1+V1AR41UR41-KF1.11	TPE	4	4	18	3		
=V1AR41UR41BG0-W2	=V1AR41UR41BG0+V1AR41UR41-BG02	=V1AR41UR41KF1+V1AR41UR41-KF1.11	TPE	4	4	18	5		
=V1AR41UR41BG0-W3	=V1AR41UR41BG0+V1AR41UR41-BG03	=V1AR41UR41KF1+V1AR41UR41-KF1.11	TPE	4	4	18	10		

8 10

			Date	12/22/2022	Volvo Trucks North America		Valiant TMS	Cable overview	Drawing name:	=	
			Ed.	KMAFFRE						+	
			Appr		P6700 Rear Wall - Cell 2V06				Document type: EMC	Project nr: 22-16148	Page 9
Modification	Date	Name	Original		Replacement of	Replaced by	Scale 1:1				1460

Cable overview

F10_001_VLU

Cable name	Source (from)	Target (to)	cable type	all conductors	Conductors used	Cross-section [mm]	Length [m]	remark	Graphical page of cable diagram
=V1AR42UQ41BG0-W1	=V1AR42UQ41BG0+V1AR42UQ41-XG1/2	=V1AR42UQ41KF1+V1AR42UQ41-KF1.12-X1	TPE	4	4	18	2		
=V1AR42UQ41BG0-W1.1	=V1AR42UQ41BG0+V1AR42UQ41-BG01	=V1AR42UQ41BG0+V1AR42UQ41-XG1/2	TPE	4	3	18	0.5		
=V1AR42UQ41BG0-W1.2	=V1AR42UQ41BG0+V1AR42UQ41-BG02	=V1AR42UQ41BG0+V1AR42UQ41-XG1/2	TPE	4	3	18	0.5		
=V1AR42UQ41BG0-W2	=V1AR42UQ41BG0+V1AR42UQ41-XG3/4	=V1AR42UQ41KF1+V1AR42UQ41-KF1.12-X2	TPE	4	4	18	1		
=V1AR42UQ41BG0-W2.1	=V1AR42UQ41BG0+V1AR42UQ41-BG03	=V1AR42UQ41BG0+V1AR42UQ41-XG3/4	TPE	4	3	18	2		
=V1AR42UQ41BG0-W2.2	=V1AR42UQ41BG0+V1AR42UQ41-BG04	=V1AR42UQ41BG0+V1AR42UQ41-XG3/4	TPE	4	3	18	2		
=V1AR42UQ41BG0-W3	=V1AR42UQ41BG0+V1AR42UQ41-XG5/6	=V1AR42UQ41KF1+V1AR42UQ41-KF1.12-X3	TPE	4	4	18	1		
=V1AR42UQ41BG0-W3.1	=V1AR42UQ41BG0+V1AR42UQ41-BG05	=V1AR42UQ41BG0+V1AR42UQ41-XG5/6	TPE	4	3	18	2		
=V1AR42UQ41BG0-W3.2	=V1AR42UQ41BG0+V1AR42UQ41-BG06	=V1AR42UQ41BG0+V1AR42UQ41-XG5/6	TPE	4	3	18	1		
=V1AR42UQ41BG0-W4	=V1AR42UQ41BG0+V1AR42UQ41-XG7/8	=V1AR42UQ41KF1+V1AR42UQ41-KF1.12-X4	TPE	4	4	18	2		
=V1AR42UQ41BG0-W4.1	=V1AR42UQ41BG0+V1AR42UQ41-BG07	=V1AR42UQ41BG0+V1AR42UQ41-XG7/8	TPE	4	3	18	0.5		
=V1AR42UQ41BG0-W4.2	=V1AR42UQ41BG0+V1AR42UQ41-BG08	=V1AR42UQ41BG0+V1AR42UQ41-XG7/8	TPE	4	3	18	0.5		
=V1AR42UQ41BG0-W5	=V1AR42UQ41BG0+V1AR42UQ41-XG9/10	=V1AR42UQ41KF1+V1AR42UQ41-KF1.12-X5	TPE	4	4	18	1		
=V1AR42UQ41BG0-W5.1	=V1AR42UQ41BG0+V1AR42UQ41-BG09	=V1AR42UQ41BG0+V1AR42UQ41-XG9/10	TPE	4	3	18	2		
=V1AR42UQ41BG0-W5.2	=V1AR42UQ41BG0+V1AR42UQ41-BG10	=V1AR42UQ41BG0+V1AR42UQ41-XG9/10	TPE	4	3	18	2		
=V1AR42UQ41UQ1.1-W1	=V1AR42UQ41KF1+V1AR42UQ41-KF1.11-X1	=V1AR42UQ41UQ1.1+V1AR42UQ41UQ1.1-BGS/R	TPE	4	4	18	3		
=V1AR42UQ41UQ1.2-W1	=V1AR42UQ41KF1+V1AR42UQ41-KF1.11-X2	=V1AR42UQ41UQ1.2+V1AR42UQ41UQ1.2-BGS/R	TPE	4	4	18	3		
=V1AR42UQ41UQ2.1-W1	=V1AR42UQ41KF1+V1AR42UQ41-KF1.11-X3	=V1AR42UQ41UQ2.1+V1AR42UQ41UQ2.1-BGS/R	TPE	4	4	18	3		
=V1AR42UQ41UQ2.2-W1	=V1AR42UQ41KF1+V1AR42UQ41-KF1.11-X4	=V1AR42UQ41UQ2.2+V1AR42UQ41UQ2.2-BGS/R	TPE	4	4	18	3		
=V1AR42UQ41UQ2.3-W1	=V1AR42UQ41KF1+V1AR42UQ41-KF1.11-X5	=V1AR42UQ41UQ2.3+V1AR42UQ41UQ2.3-BGS/R	TPE	4	4	18	3		
=V1AR42UQ41UQ2.4-W1	=V1AR42UQ41KF1+V1AR42UQ41-KF1.11-X6	=V1AR42UQ41UQ2.4+V1AR42UQ41UQ2.4-BGS/R	TPE	4	4	18	3		
=V1AR42UQ41UQ2.5-W1	=V1AR42UQ41KF1+V1AR42UQ41-KF1.11-X7	=V1AR42UQ41UQ2.5+V1AR42UQ41UQ2.5-BGS/R	TPE	4	4	18	2		
=V1AR42UQ41UQ2.6-W1	=V1AR42UQ41KF1+V1AR42UQ41-KF1.11-X8	=V1AR42UQ41UQ2.6+V1AR42UQ41UQ2.6-BGS/R	TPE	4	4	18	2		
=V1AR42UQ42BG0-W1	=V1AR42UQ42BG0+V1AR42UQ42-XG1/2	=V1AR42UQ42KF1+V1AR42UQ42-KF1.12-X1	TPE	4	4	18	0.5		
=V1AR42UQ42BG0-W1.1	=V1AR42UQ42BG0+V1AR42UQ42-BG01	=V1AR42UQ42BG0+V1AR42UQ42-XG1/2	TPE	4	3	18	2		
=V1AR42UQ42BG0-W1.2	=V1AR42UQ42BG0+V1AR42UQ42-BG02	=V1AR42UQ42BG0+V1AR42UQ42-XG1/2	TPE	4	3	18	3		
=V1AR42UQ42BG0-W2	=V1AR42UQ42BG0+V1AR42UQ42-XG5/6	=V1AR42UQ42KF1+V1AR42UQ42-KF1.12-X2	TPE	4	4	18	0.5		
=V1AR42UQ42BG0-W2.1	=V1AR42UQ42BG0+V1AR42UQ42-BG03	=V1AR42UQ42BG0+V1AR42UQ42-XG5/6	TPE	4	3	18	1		
=V1AR42UQ42BG0-W2.2	=V1AR42UQ42BG0+V1AR42UQ42-BG04	=V1AR42UQ42BG0+V1AR42UQ42-XG5/6	TPE	4	3	18	2		
=V1AR42UQ42UQ1.1-W1	=V1AR42UQ42KF1+V1AR42UQ42-KF1.11-X1	=V1AR42UQ42UQ1.1+V1AR42UQ42UQ1.1-BGS/R	TPE	4	4	18	3		
=V1AR42UQ42UQ1.2-W1	=V1AR42UQ42KF1+V1AR42UQ42-KF1.11-X2	=V1AR42UQ42UQ1.2+V1AR42UQ42UQ1.2-BGS/R	TPE	4	4	18	3		
=V1AR42UQ42UQ1.3-W1	=V1AR42UQ42KF1+V1AR42UQ42-KF1.11-X3	=V1AR42UQ42UQ1.3+V1AR42UQ42UQ1.3-BGS/R	TPE	4	4	18	2		
=V1AR42UQ42UQ1.4-W1	=V1AR42UQ42KF1+V1AR42UQ42-KF1.11-X4	=V1AR42UQ42UQ1.4+V1AR42UQ42UQ1.4-BGS/R	TPE	4	4	18	2		
=V1AR42UR41BG0-W1	=V1AR42UR41BG0+V1AR42UR41-BG01	=V1AR42UR41KF1+V1AR42UR41-KF1.11	TPE	4	4	18	6		
=V1AR42UR41BG0-W2	=V1AR42UR41BG0+V1AR42UR41-BG02	=V1AR42UR41KF1+V1AR42UR41-KF1.11	TPE	4	4	18	10		
=V1AR42UR41BG0-W3	=V1AR42UR41BG0+V1AR42UR41-BG03	=V1AR42UR41KF1+V1AR42UR41-KF1.11	TPE	4	4	18	10		
=V1AR43UQ41BG0-W1	=V1AR43UQ41BG0+V1AR43UQ41-XG1/2	=V1AR43UQ41KF1+V1AR43UQ41-KF1.12-X1	TPE	4	4	18	0.5		
=V1AR43UQ41BG0-W1.1	=V1AR43UQ41BG0+V1AR43UQ41-BG01	=V1AR43UQ41BG0+V1AR43UQ41-XG1/2	TPE	4	3	18	3		
=V1AR43UQ41BG0-W1.2	=V1AR43UQ41BG0+V1AR43UQ41-BG02	=V1AR43UQ41BG0+V1AR43UQ41-XG1/2	TPE	4	3	18	2		
=V1AR43UQ41UQ1.1-W1	=V1AR43UQ41KF1+V1AR43UQ41-KF1.11-X1	=V1AR43UQ41UQ1.1+V1AR43UQ41UQ1.1-BGS/R	TPE	4	4	18	3		
=V1AR43UQ41UQ2.1-W1	=V1AR43UQ41KF1+V1AR43UQ41-KF1.11-X2	=V1AR43UQ41UQ2.1+V1AR43UQ41UQ2.1-BGS/R	TPE	4	4	18	3		
=V1AR43UQ41UQ2.2-W1	=V1AR43UQ41KF1+V1AR43UQ41-KF1.11-X3	=V1AR43UQ41UQ2.2+V1AR43UQ41UQ2.2-BGS/R	TPE	4	4	18	3		
=V1AR43UQ41UQ2.3-W1	=V1AR43UQ41KF1+V1AR43UQ41-KF1.11-X4	=V1AR43UQ41UQ2.3+V1AR43UQ41UQ2.3-BGS/R	TPE	4	4	18	2		
=V1AR43UQ41UQ2.4-W1	=V1AR43UQ41KF1+V1AR43UQ41-KF1.11-X5	=V1AR43UQ41UQ2.4+V1AR43UQ41UQ2.4-BGS/R	TPE	4	4	18	2		
=V1AR43UQ41UQ2.5-W1	=V1AR43UQ41KF1+V1AR43UQ41-KF1.11-X6	=V1AR43UQ41UQ2.5+V1AR43UQ41UQ2.5-BGS/R	TPE	4	4	18	2		
=V1AR43UQ41UQ2.6-W1	=V1AR43UQ41KF1+V1AR43UQ41-KF1.11-X7	=V1AR43UQ41UQ2.6+V1AR43UQ41UQ2.6-BGS/R	TPE	4	4	18	2		

Cable overview

F10_001_VLU

Cable name	Source (from)	Target (to)	cable type	all conductors	Conductors used	Cross-section [mm]	Length [m]	remark	Graphical page of cable diagram
=V1AR43UQ42BG0-W1	=V1AR43UQ42BG0+V1AR43UQ42-XG1/2	=V1AR43UQ42KF1+V1AR43UQ42-KF1.12-X1	TPE	4	4	18	0.5		
=V1AR43UQ42BG0-W1.1	=V1AR43UQ42BG0+V1AR43UQ42-BG01	=V1AR43UQ42BG0+V1AR43UQ42-XG1/2	TPE	4	3	18	3		
=V1AR43UQ42BG0-W1.2	=V1AR43UQ42BG0+V1AR43UQ42-BG02	=V1AR43UQ42BG0+V1AR43UQ42-XG1/2	TPE	4	3	18	2		
=V1AR43UQ42UQ1.1-W1	=V1AR43UQ42KF1+V1AR43UQ42-KF1.11-X1	=V1AR43UQ42UQ1.1+V1AR43UQ42UQ1.1-BGS/R	TPE	4	4	18	3		
=V1AR43UQ42UQ2.1-W1	=V1AR43UQ42KF1+V1AR43UQ42-KF1.11-X2	=V1AR43UQ42UQ2.1+V1AR43UQ42UQ2.1-BGS/R	TPE	4	4	18	3		
=V1AR43UQ42UQ2.2-W1	=V1AR43UQ42KF1+V1AR43UQ42-KF1.11-X3	=V1AR43UQ42UQ2.2+V1AR43UQ42UQ2.2-BGS/R	TPE	4	4	18	3		
=V1AR43UQ42UQ2.3-W1	=V1AR43UQ42KF1+V1AR43UQ42-KF1.11-X4	=V1AR43UQ42UQ2.3+V1AR43UQ42UQ2.3-BGS/R	TPE	4	4	18	3		
=V1AR43UQ42UQ2.4-W1	=V1AR43UQ42KF1+V1AR43UQ42-KF1.11-X5	=V1AR43UQ42UQ2.4+V1AR43UQ42UQ2.4-BGS/R	TPE	4	4	18	2		
=V1AR43UQ42UQ2.5-W1	=V1AR43UQ42KF1+V1AR43UQ42-KF1.11-X6	=V1AR43UQ42UQ2.5+V1AR43UQ42UQ2.5-BGS/R	TPE	4	4	18	2		
=V1AR43UQ42UQ2.6-W1	=V1AR43UQ42KF1+V1AR43UQ42-KF1.11-X7	=V1AR43UQ42UQ2.6+V1AR43UQ42UQ2.6-BGS/R	TPE	4	4	18	2		
=V1AR201UQ41BG0-W1	=V1AR201UQ41BG0+V1AR201UQ41-XG1/2	=V1AR201UQ41KF1+V1AR201UQ41-KF1.12-X1	TPE	4	4	18	0.5		
=V1AR201UQ41BG0-W1.1	=V1AR201UQ41BG0+V1AR201UQ41-BG01	=V1AR201UQ41BG0+V1AR201UQ41-XG1/2	TPE	4	3	18	3		
=V1AR201UQ41BG0-W1.2	=V1AR201UQ41BG0+V1AR201UQ41-BG02	=V1AR201UQ41BG0+V1AR201UQ41-XG1/2	TPE	4	3	18	2		
=V1AR201UQ41UQ1.1-W1	=V1AR201UQ41KF1+V1AR201UQ41-KF1.11-X1	=V1AR201UQ41UQ1.1+V1AR201UQ41UQ1.1-BGS/R	TPE	4	3	18	2		
=V1AR201UQ41UQ2.1-W1	=V1AR201UQ41KF1+V1AR201UQ41-KF1.11-X2	=V1AR201UQ41UQ2.1+V1AR201UQ41UQ2.1-BGS/R	TPE	4	4	18	4		
=V1AR201UQ41UQ2.2-W1	=V1AR201UQ41KF1+V1AR201UQ41-KF1.11-X3	=V1AR201UQ41UQ2.2+V1AR201UQ41UQ2.2-BGS/R	TPE	4	4	18	2		
=V1AR201UQ41UQ2.3-W1	=V1AR201UQ41KF1+V1AR201UQ41-KF1.11-X4	=V1AR201UQ41UQ2.3+V1AR201UQ41UQ2.3-BGS/R	TPE	4	4	18	4		
=V1AR201UQ41UQ2.4-W1	=V1AR201UQ41KF1+V1AR201UQ41-KF1.11-X5	=V1AR201UQ41UQ2.4+V1AR201UQ41UQ2.4-BGS/R	TPE	4	4	18	2		
=V1AR201UQ42BG0-W1	=V1AR201UQ42BG0+V1AR201UQ42-XG1/2	=V1AR201UQ42KF1+V1AR201UQ42-KF1.12-X1	TPE	4	4	18	0.5		
=V1AR201UQ42BG0-W1.1	=V1AR201UQ42BG0+V1AR201UQ42-BG01	=V1AR201UQ42BG0+V1AR201UQ42-XG1/2	TPE	4	3	18	3		
=V1AR201UQ42BG0-W1.2	=V1AR201UQ42BG0+V1AR201UQ42-BG02	=V1AR201UQ42BG0+V1AR201UQ42-XG1/2	TPE	4	3	18	2		
=V1AR201UQ42UQ1.1-W1	=V1AR201UQ42KF1+V1AR201UQ42-KF1.11-X1	=V1AR201UQ42UQ1.1+V1AR201UQ42UQ1.1-BGS/R	TPE	4	3	18	2		
=V1AR201UQ42UQ2.1-W1	=V1AR201UQ42KF1+V1AR201UQ42-KF1.11-X2	=V1AR201UQ42UQ2.1+V1AR201UQ42UQ2.1-BGS/R	TPE	4	4	18	4		
=V1AR201UQ42UQ2.2-W1	=V1AR201UQ42KF1+V1AR201UQ42-KF1.11-X3	=V1AR201UQ42UQ2.2+V1AR201UQ42UQ2.2-BGS/R	TPE	4	4	18	2		
=V1AR201UQ42UQ2.3-W1	=V1AR201UQ42KF1+V1AR201UQ42-KF1.11-X4	=V1AR201UQ42UQ2.3+V1AR201UQ42UQ2.3-BGS/R	TPE	4	4	18	4		
=V1AR201UQ42UQ2.4-W1	=V1AR201UQ42KF1+V1AR201UQ42-KF1.11-X5	=V1AR201UQ42UQ2.4+V1AR201UQ42UQ2.4-BGS/R	TPE	4	4	18	2		
=V1AR201XQ41UQ1.1-W1	=V1AR201XQ41KF1+V1AR201XQ41-KF1.11-X1	=V1AR201XQ41UQ1.1+V1AR201XQ41UQ1.1-XG1/2	TPE	4	4	18	0.5		
=V1AR201XQ41UQ1.1-W1.1	=V1AR201XQ41UQ1.1+V1AR201XQ41UQ1.1-BGS/R	=V1AR201XQ41UQ1.1+V1AR201XQ41UQ1.1-XG1/2	TPE	4	3	18	0.5		
=V1AR201XQ41UQ1.1-W1.2	=V1AR201XQ41UQ1.1+V1AR201XQ41UQ1.1-BGS/R	=V1AR201XQ41UQ1.1+V1AR201XQ41UQ1.1-XG1/2	TPE	4	3	18	0.5		
=V1FQ1-W4	=V1WC4+V1UC11-XD10	=V1FQ1+V1FQ1-BR1	TPE	4	4	18	20		
	=V1WC4+V1UC11-XD13								
=V1FQ1-W5	=V1WC4+V1UC11-XD10	=V1FQ1+V1FQ1-BR2	TPE	4	4	18	30		
	=V1WC4+V1UC11-XD13								
=V1FQ1-W6	=V1WC4+V1UC11-XD10	=V1FQ1+V1FQ1-BR3	TPE	4	4	18	30		
	=V1WC4+V1UC11-XD13								
=V1FQ1-W7	=V1WC4+V1UC11-XD10	=V1FQ1+V1FQ1-BR4	TPE	4	4	18	30		
	=V1WC4+V1UC11-XD13								
=V1FQ1-W11R	=V1KF1+V1UC11-KF11.31	=V1FQ1+V1FQ1-BR11-R	TPE	4	4	18	25		
	=V1WC4+V1UC11-XD10								
	=V1WC4+V1UC11-XD13								
=V1FQ1-W11T	=V1WC4+V1UC11-XD10	=V1FQ1+V1FQ1-BR11-T	TPE	4	4	18	20		
	=V1WC4+V1UC11-XD13								

			Date	12/22/2022	Volvo Trucks North America	Valiant TMS	Cable overview	Drawing name:	=
			Ed.	KMAFFRE					+
			Appr		P6700 Rear Wall - Cell 2V06			Document type: EMC	Project nr: 22-16148
Modification	Date	Name	Original		Replacement of / Replaced by	Scale 1:1			Page 11 / 1460

Cable overview

F10_001_VLU

Cable name	Source (from)	Target (to)	cable type	all conductors	Conductors used	Cross-section [mm]	Length [m]	remark	Graphical page of cable diagram
=V1FQ1-W12R	=V1KF1+V1UC11-KF11.31	=V1FQ1+V1FQ1-BR12-R	TPE	4	4	18	30		
	=V1WC4+V1UC11-XD10								
	=V1WC4+V1UC11-XD13								
=V1FQ1-W12T	=V1WC4+V1UC11-XD10	=V1FQ1+V1FQ1-BR12-T	TPE	4	4	18	25		
	=V1WC4+V1UC11-XD13								
=V1FQ1-W13R	=V1KF1+V1UC11-KF11.31	=V1FQ1+V1FQ1-BR13-R	TPE	4	4	18	25		
	=V1WC4+V1UC11-XD10								
	=V1WC4+V1UC11-XD13								
=V1FQ1-W13T	=V1WC4+V1UC11-XD10	=V1FQ1+V1FQ1-BR13-T	TPE	4	4	18	20		
	=V1WC4+V1UC11-XD13								
=V1FQ1-W14R	=V1KF1+V1UC11-KF11.31	=V1FQ1+V1FQ1-BR14-R	TPE	4	4	18	35		
	=V1WC4+V1UC11-XD10								
	=V1WC4+V1UC11-XD13								
=V1FQ1-W14T	=V1WC4+V1UC11-XD10	=V1FQ1+V1FQ1-BR14-T	TPE	4	4	18	25		
	=V1WC4+V1UC11-XD13								
=V1FQ1-W15R	=V3KF1+V3UC14-KF14.31	=V1FQ1+V1FQ1-BR15-R	TPE	4	4	18	20		
	=V3WC4+V3UC14-XD10								
	=V3WC4+V3UC14-XD17								
=V1FQ1-W15T	=V3WC4+V3UC14-XD10	=V1FQ1+V1FQ1-BR15-T	TPE	4	4	18	25		
	=V3WC4+V3UC14-XD17								
=V1FQ1-W16R	=V3KF1+V3UC11-KF11.32	=V1FQ1+V1FQ1-BR16-R	TPE	4	4	18	35		
	=V3WC4+V3UC11-XD10								
	=V3WC4+V3UC11-XD13								
=V1FQ1-W16T	=V3WC4+V3UC11-XD10	=V1FQ1+V1FQ1-BR16-T	TPE	4	4	18	30		
	=V3WC4+V3UC11-XD13								
=V1U10U01PF1-W1.1	=V1U10U01KF1+V1U10U01-KF1.11	=V1U10U01PF1+V1U10U01-PF1-Branch1	TPE	4	4	18	2		
=V1U10U01PF1-W1.2	=V1U10U01KF1+V1U10U01-KF1.11	=V1U10U01PF1+V1U10U01-PF1-Branch2	TPE	4	4	18	2		
=V1UQ51BG0-W1	=V1UQ51BG0+V1UQ51-XG1/2	=V1UQ51KF1+V1UQ51-KF1.15-X1	TPE	4	4	18	0.5		
=V1UQ51BG0-W1.1	=V1UQ51BG0+V1UQ51-BG01	=V1UQ51BG0+V1UQ51-XG1/2	TPE	4	3	18	2		
=V1UQ51BG0-W1.2	=V1UQ51BG0+V1UQ51-BG02	=V1UQ51BG0+V1UQ51-XG1/2	TPE	4	3	18	4		
=V1UQ51BG0-W2	=V1UQ51BG0+V1UQ51-XG3/4	=V1UQ51KF1+V1UQ51-KF1.15-X2	TPE	4	4	18	0.5		
=V1UQ51BG0-W2.1	=V1UQ51BG0+V1UQ51-BG03	=V1UQ51BG0+V1UQ51-XG3/4	TPE	4	3	18	2		
=V1UQ51BG0-W2.2	=V1UQ51BG0+V1UQ51-BG04	=V1UQ51BG0+V1UQ51-XG3/4	TPE	4	3	18	1		
=V1UQ51BG0-W3	=V1UQ51BG0+V1UQ51-XG5/6	=V1UQ51KF1+V1UQ51-KF1.15-X3	TPE	4	4	18	0.5		
=V1UQ51BG0-W3.1	=V1UQ51BG0+V1UQ51-BG05	=V1UQ51BG0+V1UQ51-XG5/6	TPE	4	3	18	2		
=V1UQ51BG0-W3.2	=V1UQ51BG0+V1UQ51-BG06	=V1UQ51BG0+V1UQ51-XG5/6	TPE	4	3	18	1		
=V1UQ51BG0-W4	=V1UQ51BG0+V1UQ51-XG7/8	=V1UQ51KF1+V1UQ51-KF1.15-X4	TPE	4	4	18	0.5		
=V1UQ51BG0-W4.1	=V1UQ51BG0+V1UQ51-BG07	=V1UQ51BG0+V1UQ51-XG7/8	TPE	4	3	18	2		
=V1UQ51BG0-W4.2	=V1UQ51BG0+V1UQ51-BG08	=V1UQ51BG0+V1UQ51-XG7/8	TPE	4	3	18	2		
=V1UQ51BG0-W5	=V1UQ51BG0+V1UQ51-XG9/10	=V1UQ51KF1+V1UQ51-KF1.15-X5	TPE	4	4	18	0.5		

			Date	12/22/2022	Volvo Trucks North America		Valiant TMS	Cable overview	Drawing name:	=	
			Ed.	KMAFFRE						+	
			Appr		P6700 Rear Wall - Cell 2V06				Document type: EMC	Project nr: 22-16148	Page 12
Modification	Date	Name	Original		Replacement of	Replaced by	Scale 1:1				1460

Cable overview

F10_001_VLU

Cable name	Source (from)	Target (to)	cable type	all conductors	Conductors used	Cross-section [mm]	Length [m]	remark	Graphical page of cable diagram
=V1UQ51BG0-W5.1	=V1UQ51BG0+V1UQ51-BG09	=V1UQ51BG0+V1UQ51-XG9/10	TPE	4	3	18	3		
=V1UQ51BG0-W5.2	=V1UQ51BG0+V1UQ51-BG10	=V1UQ51BG0+V1UQ51-XG9/10	TPE	4	3	18	3		
=V1UQ51BG0-W6	=V1UQ51BG0+V1UQ51-XG11/12	=V1UQ51KF1+V1UQ51-KF1.15-X6	TPE	4	4	18	0.5		
=V1UQ51BG0-W6.1	=V1UQ51BG0+V1UQ51-BG11	=V1UQ51BG0+V1UQ51-XG11/12	TPE	4	3	18	4		
=V1UQ51BG0-W6.2	=V1UQ51BG0+V1UQ51-BG12	=V1UQ51BG0+V1UQ51-XG11/12	TPE	4	3	18	2		
=V1UQ51BG0-W7	=V1UQ51BG0+V1UQ51-XG13/14	=V1UQ51KF1+V1UQ51-KF1.15-X7	TPE	4	4	18	0.5		
=V1UQ51BG0-W7.1	=V1UQ51BG0+V1UQ51-BG13	=V1UQ51BG0+V1UQ51-XG13/14	TPE	4	3	18	3		
=V1UQ51BG0-W7.2	=V1UQ51BG0+V1UQ51-BG14	=V1UQ51BG0+V1UQ51-XG13/14	TPE	4	3	18	3		
=V1UQ51BG0-W8	=V1UQ51BG0+V1UQ51-XG15/16	=V1UQ51KF1+V1UQ51-KF1.15-X8	TPE	4	4	18	0.5		
=V1UQ51BG0-W8.1	=V1UQ51BG0+V1UQ51-BG15	=V1UQ51BG0+V1UQ51-XG15/16	TPE	4	3	18	2		
=V1UQ51BG0-W8.2	=V1UQ51BG0+V1UQ51-BG16	=V1UQ51BG0+V1UQ51-XG15/16	TPE	4	3	18	1		
=V1UQ51BG0-W9	=V1UQ51BG0+V1UQ51-XG17/18	=V1UQ51KF1+V1UQ51-KF1.16-X1	TPE	4	4	18	0.5		
=V1UQ51BG0-W9.1	=V1UQ51BG0+V1UQ51-BG17	=V1UQ51BG0+V1UQ51-XG17/18	TPE	4	3	18	2		
=V1UQ51BG0-W9.2	=V1UQ51BG0+V1UQ51-BG18	=V1UQ51BG0+V1UQ51-XG17/18	TPE	4	3	18	2		
=V1UQ51BG0-W10	=V1UQ51BG0+V1UQ51-XG19/20	=V1UQ51KF1+V1UQ51-KF1.16-X2	TPE	4	4	18	0.5		
=V1UQ51BG0-W10.1	=V1UQ51BG0+V1UQ51-BG19	=V1UQ51BG0+V1UQ51-XG19/20	TPE	4	3	18	2		
=V1UQ51BG0-W10.2	=V1UQ51BG0+V1UQ51-BG20	=V1UQ51BG0+V1UQ51-XG19/20	TPE	4	3	18	2		
=V1UQ51BG0-W11	=V1UQ51BG0+V1UQ51-XG21/22	=V1UQ51KF1+V1UQ51-KF1.16-X3	TPE	4	4	18	0.5		
=V1UQ51BG0-W11.1	=V1UQ51BG0+V1UQ51-BG21	=V1UQ51BG0+V1UQ51-XG21/22	TPE	4	3	18	2		
=V1UQ51BG0-W11.2	=V1UQ51BG0+V1UQ51-BG22	=V1UQ51BG0+V1UQ51-XG21/22	TPE	4	3	18	1		
=V1UQ51BG0-W12	=V1UQ51BG0+V1UQ51-XG23/24	=V1UQ51KF1+V1UQ51-KF1.16-X4	TPE	4	4	18	0.5		
=V1UQ51BG0-W12.1	=V1UQ51BG0+V1UQ51-BG23	=V1UQ51BG0+V1UQ51-XG23/24	TPE	4	3	18	3		
=V1UQ51BG0-W12.2	=V1UQ51BG0+V1UQ51-BG24	=V1UQ51BG0+V1UQ51-XG23/24	TPE	4	3	18	2		
=V1UQ51BG0-W13	=V1UQ51BG0+V1UQ51-XG25/26	=V1UQ51KF1+V1UQ51-KF1.16-X5	TPE	4	4	18	0.5		
=V1UQ51BG0-W13.1	=V1UQ51BG0+V1UQ51-BG25	=V1UQ51BG0+V1UQ51-XG25/26	TPE	4	3	18	3		
=V1UQ51BG0-W13.2	=V1UQ51BG0+V1UQ51-BG26	=V1UQ51BG0+V1UQ51-XG25/26	TPE	4	3	18	3		
=V1UQ51BG0-W14	=V1UQ51BG0+V1UQ51-XG27/28	=V1UQ51KF1+V1UQ51-KF1.16-X6	TPE	4	4	18	0.5		
=V1UQ51BG0-W14.1	=V1UQ51BG0+V1UQ51-BG27	=V1UQ51BG0+V1UQ51-XG27/28	TPE	4	3	18	3		
=V1UQ51BG0-W14.2	=V1UQ51BG0+V1UQ51-BG28	=V1UQ51BG0+V1UQ51-XG27/28	TPE	4	3	18	2		
=V1UQ51BG0-W15	=V1UQ51BG0+V1UQ51-XG29/30	=V1UQ51KF1+V1UQ51-KF1.16-X7	TPE	4	4	18	0.5		
=V1UQ51BG0-W15.1	=V1UQ51BG0+V1UQ51-BG29	=V1UQ51BG0+V1UQ51-XG29/30	TPE	4	3	18	3		
=V1UQ51BG0-W15.2	=V1UQ51BG0+V1UQ51-BG30	=V1UQ51BG0+V1UQ51-XG29/30	TPE	4	3	18	2		
=V1UQ51BG0-W16	=V1UQ51BG0+V1UQ51-XG31/32	=V1UQ51KF1+V1UQ51-KF1.16-X8	TPE	4	4	18	0.5		
=V1UQ51BG0-W16.1	=V1UQ51BG0+V1UQ51-BG31	=V1UQ51BG0+V1UQ51-XG31/32	TPE	4	3	18	3		
=V1UQ51BG0-W16.2	=V1UQ51BG0+V1UQ51-BG32	=V1UQ51BG0+V1UQ51-XG31/32	TPE	4	3	18	2		
=V1UQ51UQ1.1-W1	=V1UQ51KF1+V1UQ51-KF1.11-X1	=V1UQ51UQ1.1+V1UQ51UQ1.1-BGS/R	TPE	4	4	18	2		
=V1UQ51UQ1.2-W1	=V1UQ51KF1+V1UQ51-KF1.11-X2	=V1UQ51UQ1.2+V1UQ51UQ1.2-BGS/R	TPE	4	4	18	3		
=V1UQ51UQ1.3-W1	=V1UQ51KF1+V1UQ51-KF1.11-X3	=V1UQ51UQ1.3+V1UQ51UQ1.3-BGS/R	TPE	4	4	18	2		
=V1UQ51UQ1.4-W1	=V1UQ51KF1+V1UQ51-KF1.11-X4	=V1UQ51UQ1.4+V1UQ51UQ1.4-BGS/R	TPE	4	4	18	4		
=V1UQ51UQ1.5-W1	=V1UQ51KF1+V1UQ51-KF1.11-X5	=V1UQ51UQ1.5+V1UQ51UQ1.5-BGS/R	TPE	4	4	18	2		
=V1UQ51UQ2.1-W1	=V1UQ51KF1+V1UQ51-KF1.11-X6	=V1UQ51UQ2.1+V1UQ51UQ2.1-BGS/R	TPE	4	4	18	3		
=V1UQ51UQ2.2-W1	=V1UQ51KF1+V1UQ51-KF1.11-X7	=V1UQ51UQ2.2+V1UQ51UQ2.2-BGS/R	TPE	4	4	18	2		
=V1UQ51UQ2.3-W1	=V1UQ51KF1+V1UQ51-KF1.11-X8	=V1UQ51UQ2.3+V1UQ51UQ2.3-BGS/R	TPE	4	4	18	4		
=V1UQ51UQ2.4-W1	=V1UQ51KF1+V1UQ51-KF1.12-X1	=V1UQ51UQ2.4+V1UQ51UQ2.4-BGS/R	TPE	4	4	18	2		
=V1UQ52BG0-W1	=V1UQ52BG0+V1UQ52-XG1/2	=V1UQ52KF1+V1UQ52-KF1.12-X4	TPE	4	4	18	0.5		
=V1UQ52BG0-W1.1	=V1UQ52BG0+V1UQ52-BG01	=V1UQ52BG0+V1UQ52-XG1/2	TPE	4	3	18	4		

			Date	12/22/2022	Volvo Trucks North America		Valiant TMS	Cable overview	Drawing name:	=	
			Ed.	KMAFFRE						+	
			Appr		P6700 Rear Wall - Cell 2V06				Document type: EMC	Project nr: 22-16148	Page 13
Modification	Date	Name	Original		Replacement of	Replaced by	Scale 1:1				1460

Cable overview

F10_001_VLU

Cable name	Source (from)	Target (to)	cable type	all conductors	Conductors used	Cross-section [mm]	Length [m]	remark	Graphical page of cable diagram
=V1UQ52BG0-W1.2	=V1UQ52BG0+V1UQ52-BG02	=V1UQ52BG0+V1UQ52-XG1/2	TPE	4	3	18	2		
=V1UQ52BG0-W2	=V1UQ52BG0+V1UQ52-XG3/4	=V1UQ52KF1+V1UQ52-KF1.12-X5	TPE	4	4	18	0.5		
=V1UQ52BG0-W2.1	=V1UQ52BG0+V1UQ52-BG03	=V1UQ52BG0+V1UQ52-XG3/4	TPE	4	3	18	4		
=V1UQ52BG0-W2.2	=V1UQ52BG0+V1UQ52-BG04	=V1UQ52BG0+V1UQ52-XG3/4	TPE	4	3	18	3		
=V1UQ52BG0-W3	=V1UQ52BG0+V1UQ52-XG5/6	=V1UQ52KF1+V1UQ52-KF1.12-X6	TPE	4	4	18	0.5		
=V1UQ52BG0-W3.1	=V1UQ52BG0+V1UQ52-BG05	=V1UQ52BG0+V1UQ52-XG5/6	TPE	4	3	18	3		
=V1UQ52BG0-W3.2	=V1UQ52BG0+V1UQ52-BG06	=V1UQ52BG0+V1UQ52-XG5/6	TPE	4	3	18	4		
=V1UQ52BG0-W4	=V1UQ52BG0+V1UQ52-XG7/8	=V1UQ52KF1+V1UQ52-KF1.12-X7	TPE	4	4	18	0.5		
=V1UQ52BG0-W4.1	=V1UQ52BG0+V1UQ52-BG07	=V1UQ52BG0+V1UQ52-XG7/8	TPE	4	3	18	4		
=V1UQ52BG0-W4.2	=V1UQ52BG0+V1UQ52-BG08	=V1UQ52BG0+V1UQ52-XG7/8	TPE	4	3	18	2		
=V1UQ52BG0-W5	=V1UQ52BG0+V1UQ52-XG9/10	=V1UQ52KF1+V1UQ52-KF1.12-X8	TPE	4	4	18	0.5		
=V1UQ52BG0-W5.1	=V1UQ52BG0+V1UQ52-BG09	=V1UQ52BG0+V1UQ52-XG9/10	TPE	4	3	18	2		
=V1UQ52BG0-W5.2	=V1UQ52BG0+V1UQ52-BG10	=V1UQ52BG0+V1UQ52-XG9/10	TPE	4	3	18	3		
=V1UQ52BG0-W6	=V1UQ52BG0+V1UQ52-XG11/12	=V1UQ52KF1+V1UQ52-KF1.13-X1	TPE	4	4	18	0.5		
=V1UQ52BG0-W6.1	=V1UQ52BG0+V1UQ52-BG11	=V1UQ52BG0+V1UQ52-XG11/12	TPE	4	3	18	3		
=V1UQ52BG0-W6.2	=V1UQ52BG0+V1UQ52-BG12	=V1UQ52BG0+V1UQ52-XG11/12	TPE	4	3	18	3		
=V1UQ52BG0-W7	=V1UQ52BG0+V1UQ52-XG13/14	=V1UQ52KF1+V1UQ52-KF1.13-X2	TPE	4	4	18	0.5		
=V1UQ52BG0-W7.1	=V1UQ52BG0+V1UQ52-BG13	=V1UQ52BG0+V1UQ52-XG13/14	TPE	4	3	18	3		
=V1UQ52BG0-W7.2	=V1UQ52BG0+V1UQ52-BG14	=V1UQ52BG0+V1UQ52-XG13/14	TPE	4	3	18	4		
=V1UQ52BG0-W8	=V1UQ52BG0+V1UQ52-XG15/16	=V1UQ52KF1+V1UQ52-KF1.13-X3	TPE	4	4	18	0.5		
=V1UQ52BG0-W8.1	=V1UQ52BG0+V1UQ52-BG15	=V1UQ52BG0+V1UQ52-XG15/16	TPE	4	3	18	1		
=V1UQ52BG0-W8.2	=V1UQ52BG0+V1UQ52-BG16	=V1UQ52BG0+V1UQ52-XG15/16	TPE	4	3	18	4		
=V1UQ52BG0-W9	=V1UQ52BG0+V1UQ52-BG17	=V1UQ52KF1+V1UQ52-KF1.13-X4	TPE	4	3	18	1		
=V1UQ52UQ1.1-W1	=V1UQ52KF1+V1UQ52-KF1.11-X1	=V1UQ52UQ1.1+V1UQ52UQ1.1-BGS/R	TPE	4	4	18	5		
=V1UQ52UQ2.1-W1	=V1UQ52KF1+V1UQ52-KF1.11-X2	=V1UQ52UQ2.1+V1UQ52UQ2.1-BGS/R	TPE	4	4	18	5		
=V1UQ52UQ2.2-W1	=V1UQ52KF1+V1UQ52-KF1.11-X3	=V1UQ52UQ2.2+V1UQ52UQ2.2-BGS/R	TPE	4	4	18	3		
=V1UQ52UQ2.3-W1	=V1UQ52KF1+V1UQ52-KF1.11-X4	=V1UQ52UQ2.3+V1UQ52UQ2.3-BGS/R	TPE	4	4	18	4		
=V1UQ52UQ2.4-W1	=V1UQ52KF1+V1UQ52-KF1.11-X5	=V1UQ52UQ2.4+V1UQ52UQ2.4-BGS/R	TPE	4	4	18	2		
=V1UQ52UQ2.5-W1	=V1UQ52KF1+V1UQ52-KF1.11-X6	=V1UQ52UQ2.5+V1UQ52UQ2.5-BGS/R	TPE	4	4	18	4		
=V1UQ52UQ3.1-W1	=V1UQ52KF1+V1UQ52-KF1.11-X7	=V1UQ52UQ3.1+V1UQ52UQ3.1-BGS/R	TPE	4	4	18	3		
=V1UQ52UQ3.2-W1	=V1UQ52KF1+V1UQ52-KF1.11-X8	=V1UQ52UQ3.2+V1UQ52UQ3.2-BGS/R	TPE	4	4	18	3		
=V1UQ52UQ3.3-W1	=V1UQ52KF1+V1UQ52-KF1.12-X1	=V1UQ52UQ3.3+V1UQ52UQ3.3-BGS/R	TPE	4	4	18	3		
=V1UQ52UQ3.4-W1	=V1UQ52KF1+V1UQ52-KF1.12-X2	=V1UQ52UQ3.4+V1UQ52UQ3.4-BGS/R	TPE	4	4	18	3		
=V1UQ52UQ4.1-W1	=V1UQ52KF1+V1UQ52-KF1.12-X3	=V1UQ52UQ4.1+V1UQ52UQ4.1-BGS/R	TPE	4	4	18	5		
=V1UQ53BG0-W1	=V1UQ53BG0+V1UQ53-XG1/2	=V1UQ53KF1+V1UQ53-KF1.11	TPE	4	4	18	2		
=V1UQ53BG0-W1.1	=V1UQ53BG0+V1UQ53-BG01	=V1UQ53BG0+V1UQ53-XG1/2	TPE	4	3	18	0.5		
=V1UQ53BG0-W1.2	=V1UQ53BG0+V1UQ53-BG02	=V1UQ53BG0+V1UQ53-XG1/2	TPE	4	3	18	0.5		
=V1UQ53BG0-W2	=V1UQ53BG0+V1UQ53-BG03	=V1UQ53KF1+V1UQ53-KF1.11	TPE	4	3	18			
=V1WR1UQ51BG0-W1	=V1WR1UQ51BG0+V1WR1UQ51-XG1/2	=V1WR1UQ51KF1+V1WR1UQ51-KF1.15-X1	TPE	4	4	18	4		
=V1WR1UQ51BG0-W1.1	=V1WR1UQ51BG0+V1WR1UQ51-BG01	=V1WR1UQ51BG0+V1WR1UQ51-XG1/2	TPE	4	3	18	1		
=V1WR1UQ51BG0-W1.2	=V1WR1UQ51BG0+V1WR1UQ51-BG02	=V1WR1UQ51BG0+V1WR1UQ51-XG1/2	TPE	4	3	18	1		
=V1WR1UQ51BG0-W2	=V1WR1UQ51BG0+V1WR1UQ51-XG3/4	=V1WR1UQ51KF1+V1WR1UQ51-KF1.15-X2	TPE	4	4	18	4		
=V1WR1UQ51BG0-W2.1	=V1WR1UQ51BG0+V1WR1UQ51-BG03	=V1WR1UQ51BG0+V1WR1UQ51-XG3/4	TPE	4	3	18	0.5		
=V1WR1UQ51BG0-W2.2	=V1WR1UQ51BG0+V1WR1UQ51-BG04	=V1WR1UQ51BG0+V1WR1UQ51-XG3/4	TPE	4	3	18	0.5		
=V1WR1UQ51BG0-W3	=V1WR1UQ51BG0+V1WR1UQ51-XG5/6	=V1WR1UQ51KF1+V1WR1UQ51-KF1.15-X3	TPE	4	4	18	2		
=V1WR1UQ51BG0-W3.1	=V1WR1UQ51BG0+V1WR1UQ51-BG05	=V1WR1UQ51BG0+V1WR1UQ51-XG5/6	TPE	4	3	18	0.5		

			Date	12/22/2022	Volvo Trucks North America		Valiant TMS	Cable overview	Drawing name:	=	
			Ed.	KMAFFRE						+	
			Appr		P6700 Rear Wall - Cell 2V06				Document type: EMC	Project nr: 22-16148	Page 14
Modification	Date	Name	Original		Replacement of	Replaced by	Scale 1:1				1460

Cable overview

F10_001_VLU

Cable name	Source (from)	Target (to)	cable type	all conductors	Conductors used	Cross-section [mm]	Length [m]	remark	Graphical page of cable diagram
=V1WR1UQ51BG0-W3.2	=V1WR1UQ51BG0+V1WR1UQ51-BG06	=V1WR1UQ51BG0+V1WR1UQ51-XG5/6	TPE	4	3	18	0.5		
=V1WR1UQ51BG0-W4	=V1WR1UQ51BG0+V1WR1UQ51-XG7/8	=V1WR1UQ51KF1+V1WR1UQ51-KF1.15-X4	TPE	4	4	18	4		
=V1WR1UQ51BG0-W4.1	=V1WR1UQ51BG0+V1WR1UQ51-BG07	=V1WR1UQ51BG0+V1WR1UQ51-XG7/8	TPE	4	3	18	0.5		
=V1WR1UQ51BG0-W4.2	=V1WR1UQ51BG0+V1WR1UQ51-BG08	=V1WR1UQ51BG0+V1WR1UQ51-XG7/8	TPE	4	3	18	0.5		
=V1WR1UQ51BG0-W5	=V1WR1UQ51BG0+V1WR1UQ51-XG9/10	=V1WR1UQ51KF1+V1WR1UQ51-KF1.15-X5	TPE	4	4	18	3		
=V1WR1UQ51BG0-W5.1	=V1WR1UQ51BG0+V1WR1UQ51-BG09	=V1WR1UQ51BG0+V1WR1UQ51-XG9/10	TPE	4	3	18	0.5		
=V1WR1UQ51BG0-W5.2	=V1WR1UQ51BG0+V1WR1UQ51-BG10	=V1WR1UQ51BG0+V1WR1UQ51-XG9/10	TPE	4	3	18	0.5		
=V1WR1UQ51BG0-W6	=V1WR1UQ51BG0+V1WR1UQ51-XG11/12	=V1WR1UQ51KF1+V1WR1UQ51-KF1.15-X6	TPE	4	4	18	4		
=V1WR1UQ51BG0-W6.1	=V1WR1UQ51BG0+V1WR1UQ51-BG11	=V1WR1UQ51BG0+V1WR1UQ51-XG11/12	TPE	4	3	18	0.5		
=V1WR1UQ51BG0-W6.2	=V1WR1UQ51BG0+V1WR1UQ51-BG12	=V1WR1UQ51BG0+V1WR1UQ51-XG11/12	TPE	4	3	18	0.5		
=V1WR1UQ51BG0-W7	=V1WR1UQ51BG0+V1WR1UQ51-XG13/14	=V1WR1UQ51KF1+V1WR1UQ51-KF1.15-X7	TPE	4	4	18	4		
=V1WR1UQ51BG0-W7.1	=V1WR1UQ51BG0+V1WR1UQ51-BG13	=V1WR1UQ51BG0+V1WR1UQ51-XG13/14	TPE	4	3	18	0.5		
=V1WR1UQ51BG0-W7.2	=V1WR1UQ51BG0+V1WR1UQ51-BG14	=V1WR1UQ51BG0+V1WR1UQ51-XG13/14	TPE	4	3	18	0.5		
=V1WR1UQ51BG0-W8	=V1WR1UQ51BG0+V1WR1UQ51-XG15/16	=V1WR1UQ51KF1+V1WR1UQ51-KF1.15-X8	TPE	4	4	18	4		
=V1WR1UQ51BG0-W8.1	=V1WR1UQ51BG0+V1WR1UQ51-BG15	=V1WR1UQ51BG0+V1WR1UQ51-XG15/16	TPE	4	3	18	1		
=V1WR1UQ51BG0-W8.2	=V1WR1UQ51BG0+V1WR1UQ51-BG16	=V1WR1UQ51BG0+V1WR1UQ51-XG15/16	TPE	4	3	18	1		
=V1WR1UQ51BG0-W9	=V1WR1UQ51BG0+V1WR1UQ51-XG17/18	=V1WR1UQ51KF1+V1WR1UQ51-KF1.16-X1	TPE	4	4	18	0.5		
=V1WR1UQ51BG0-W9.1	=V1WR1UQ51BG0+V1WR1UQ51-BG17	=V1WR1UQ51BG0+V1WR1UQ51-XG17/18	TPE	4	3	18	3		
=V1WR1UQ51BG0-W9.2	=V1WR1UQ51BG0+V1WR1UQ51-BG18	=V1WR1UQ51BG0+V1WR1UQ51-XG17/18	TPE	4	3	18	2		
=V1WR1UQ51BG0-W10	=V1WR1UQ51BG0+V1WR1UQ51-XG19/20	=V1WR1UQ51KF1+V1WR1UQ51-KF1.16-X2	TPE	4	4	18	0.5		
=V1WR1UQ51BG0-W10.1	=V1WR1UQ51BG0+V1WR1UQ51-BG19	=V1WR1UQ51BG0+V1WR1UQ51-XG19/20	TPE	4	3	18	5		
=V1WR1UQ51BG0-W10.2	=V1WR1UQ51BG0+V1WR1UQ51-BG20	=V1WR1UQ51BG0+V1WR1UQ51-XG19/20	TPE	4	3	18	3		
=V1WR1UQ51BG0-W11	=V1WR1UQ51BG0+V1WR1UQ51-XG21/22	=V1WR1UQ51KF1+V1WR1UQ51-KF1.16-X3	TPE	4	4	18	0.5		
=V1WR1UQ51BG0-W11.1	=V1WR1UQ51BG0+V1WR1UQ51-BG21	=V1WR1UQ51BG0+V1WR1UQ51-XG21/22	TPE	4	3	18	4		
=V1WR1UQ51BG0-W11.2	=V1WR1UQ51BG0+V1WR1UQ51-BG22	=V1WR1UQ51BG0+V1WR1UQ51-XG21/22	TPE	4	3	18	3		
=V1WR1UQ51BG0-W12	=V1WR1UQ51BG0+V1WR1UQ51-XG23/24	=V1WR1UQ51KF1+V1WR1UQ51-KF1.16-X4	TPE	4	4	18	0.5		
=V1WR1UQ51BG0-W12.1	=V1WR1UQ51BG0+V1WR1UQ51-BG23	=V1WR1UQ51BG0+V1WR1UQ51-XG23/24	TPE	4	3	18	5		
=V1WR1UQ51BG0-W12.2	=V1WR1UQ51BG0+V1WR1UQ51-BG24	=V1WR1UQ51BG0+V1WR1UQ51-XG23/24	TPE	4	3	18	3		
=V1WR1UQ51BG0-W13	=V1WR1UQ51BG0+V1WR1UQ51-XG25/26	=V1WR1UQ51KF1+V1WR1UQ51-KF1.16-X5	TPE	4	4	18	0.5		
=V1WR1UQ51BG0-W13.1	=V1WR1UQ51BG0+V1WR1UQ51-BG25	=V1WR1UQ51BG0+V1WR1UQ51-XG25/26	TPE	4	3	18	4		
=V1WR1UQ51BG0-W13.2	=V1WR1UQ51BG0+V1WR1UQ51-BG26	=V1WR1UQ51BG0+V1WR1UQ51-XG25/26	TPE	4	3	18	2		
=V1WR1UQ51BG0-W14	=V1WR1UQ51BG0+V1WR1UQ51-XG27/28	=V1WR1UQ51KF1+V1WR1UQ51-KF1.16-X6	TPE	4	4	18	0.5		
=V1WR1UQ51BG0-W14.1	=V1WR1UQ51BG0+V1WR1UQ51-BG27	=V1WR1UQ51BG0+V1WR1UQ51-XG27/28	TPE	4	3	18	4		
=V1WR1UQ51BG0-W14.2	=V1WR1UQ51BG0+V1WR1UQ51-BG28	=V1WR1UQ51BG0+V1WR1UQ51-XG27/28	TPE	4	3	18	2		
=V1WR1UQ51UQ1.1-W1	=V1WR1UQ51KF1+V1WR1UQ51-KF1.11-X1	=V1WR1UQ51UQ1.1+V1WR1UQ51UQ1.1-BGS/R	TPE	4	4	18	4		
=V1WR1UQ51UQ1.2-W1	=V1WR1UQ51KF1+V1WR1UQ51-KF1.11-X2	=V1WR1UQ51UQ1.2+V1WR1UQ51UQ1.2-BGS/R	TPE	4	4	18	2		
=V1WR1UQ51UQ1.3-W1	=V1WR1UQ51KF1+V1WR1UQ51-KF1.11-X3	=V1WR1UQ51UQ1.3+V1WR1UQ51UQ1.3-BGS/R	TPE	4	4	18	4		
=V1WR1UQ51UQ1.4-W1	=V1WR1UQ51KF1+V1WR1UQ51-KF1.11-X4	=V1WR1UQ51UQ1.4+V1WR1UQ51UQ1.4-BGS/R	TPE	4	4	18	2		
=V1WR1UQ51UQ2.1-W1	=V1WR1UQ51KF1+V1WR1UQ51-KF1.11-X5	=V1WR1UQ51UQ2.1+V1WR1UQ51UQ2.1-BGS/R	TPE	4	4	18	4		
=V1WR1UQ51UQ2.2-W1	=V1WR1UQ51KF1+V1WR1UQ51-KF1.11-X6	=V1WR1UQ51UQ2.2+V1WR1UQ51UQ2.2-BGS/R	TPE	4	4	18	4		
=V1WR1UQ51UQ2.3-W1	=V1WR1UQ51KF1+V1WR1UQ51-KF1.11-X7	=V1WR1UQ51UQ2.3+V1WR1UQ51UQ2.3-BGS/R	TPE	4	4	18	3		
=V1WR1UQ51UQ2.4-W1	=V1WR1UQ51KF1+V1WR1UQ51-KF1.11-X8	=V1WR1UQ51UQ2.4+V1WR1UQ51UQ2.4-BGS/R	TPE	4	4	18	3		
=V1WR1UQ51UQ3.1-W1	=V1WR1UQ51KF1+V1WR1UQ51-KF1.12-X1	=V1WR1UQ51UQ3.1+V1WR1UQ51UQ3.1-BGS/R	TPE	4	4	18	3		
=V1WR1UQ51UQ3.2-W1	=V1WR1UQ51KF1+V1WR1UQ51-KF1.12-X2	=V1WR1UQ51UQ3.2+V1WR1UQ51UQ3.2-BGS/R	TPE	4	4	18	3		
=V1WR1UQ51UQ3.3-W1	=V1WR1UQ51KF1+V1WR1UQ51-KF1.12-X3	=V1WR1UQ51UQ3.3+V1WR1UQ51UQ3.3-BGS/R	TPE	4	4	18	3		
=V1WR1UQ51UQ3.4-W1	=V1WR1UQ51KF1+V1WR1UQ51-KF1.12-X4	=V1WR1UQ51UQ3.4+V1WR1UQ51UQ3.4-BGS/R	TPE	4	4	18	4		

Cable overview

F10_001_VLU

Cable name	Source (from)	Target (to)	cable type	all conductors	Conductors used	Cross-section [mm]	Length [m]	remark	Graphical page of cable diagram
=V1WR1UQ51UQ3.5-W1	=V1WR1UQ51KF1+V1WR1UQ51-KF1.12-X5	=V1WR1UQ51UQ3.5+V1WR1UQ51UQ3.5-BGS/R	TPE	4	4	18	2		
=V1WR1UQ51UQ3.6-W1	=V1WR1UQ51KF1+V1WR1UQ51-KF1.12-X6	=V1WR1UQ51UQ3.6+V1WR1UQ51UQ3.6-BGS/R	TPE	4	4	18	2		
=V1WR1UQ51UQ4.1-W1	=V1WR1UQ51KF1+V1WR1UQ51-KF1.12-X7	=V1WR1UQ51UQ4.1+V1WR1UQ51UQ4.1-BGS/R	TPE	4	4	18	4		
=V1WR1UQ51UQ4.2-W1	=V1WR1UQ51KF1+V1WR1UQ51-KF1.12-X8	=V1WR1UQ51UQ4.2+V1WR1UQ51UQ4.2-BGS/R	TPE	4	4	18	3		
=V1WR1UQ51UQ4.3-W1	=V1WR1UQ51KF1+V1WR1UQ51-KF1.13-X1	=V1WR1UQ51UQ4.3+V1WR1UQ51UQ4.3-BGS/R	TPE	4	4	18	4		
=V1WR1UQ51UQ4.4-W1	=V1WR1UQ51KF1+V1WR1UQ51-KF1.13-X2	=V1WR1UQ51UQ4.4+V1WR1UQ51UQ4.4-BGS/R	TPE	4	4	18	3		
=V1WR1UQ51UQ5.1-W1	=V1WR1UQ51KF1+V1WR1UQ51-KF1.13-X3	=V1WR1UQ51UQ5.1+V1WR1UQ51UQ5.1-BGS/R	TPE	4	4	18	5		
=V1WR1UQ51UQ5.2-W1	=V1WR1UQ51KF1+V1WR1UQ51-KF1.13-X4	=V1WR1UQ51UQ5.2+V1WR1UQ51UQ5.2-BGS/R	TPE	4	4	18	3		
=V1WR1UQ51UQ5.3-W1	=V1WR1UQ51KF1+V1WR1UQ51-KF1.13-X5	=V1WR1UQ51UQ5.3+V1WR1UQ51UQ5.3-BGS/R	TPE	4	4	18	4		
=V1WR1UQ51UQ5.4-W1	=V1WR1UQ51KF1+V1WR1UQ51-KF1.13-X6	=V1WR1UQ51UQ5.4+V1WR1UQ51UQ5.4-BGS/R	TPE	4	4	18	2		
=V1WR1UQ51UQ5.5-W1	=V1WR1UQ51KF1+V1WR1UQ51-KF1.13-X7	=V1WR1UQ51UQ5.5+V1WR1UQ51UQ5.5-BGS/R	TPE	4	4	18	4		
=V1WR1UQ51UQ5.6-W1	=V1WR1UQ51KF1+V1WR1UQ51-KF1.13-X8	=V1WR1UQ51UQ5.6+V1WR1UQ51UQ5.6-BGS/R	TPE	4	4	18	3		
=V1WR1UQ51UQ6.1-W1	=V1WR1UQ51KF1+V1WR1UQ51-KF1.14-X1	=V1WR1UQ51UQ6.1+V1WR1UQ51UQ6.1-BGS/R	TPE	4	4	18	4		
=V1WR1UQ51UQ6.2-W1	=V1WR1UQ51KF1+V1WR1UQ51-KF1.14-X2	=V1WR1UQ51UQ6.2+V1WR1UQ51UQ6.2-BGS/R	TPE	4	4	18	4		
=V1WR1UQ51UQ6.3-W1	=V1WR1UQ51KF1+V1WR1UQ51-KF1.14-X3	=V1WR1UQ51UQ6.3+V1WR1UQ51UQ6.3-BGS/R	TPE	4	4	18	5		
=V1WR1UQ51UQ6.4-W1	=V1WR1UQ51KF1+V1WR1UQ51-KF1.14-X4	=V1WR1UQ51UQ6.4+V1WR1UQ51UQ6.4-BGS/R	TPE	4	4	18	3		
=V1WR1UQ52BG0-W1	=V1WR1UQ52BG0+V1WR1UQ52-XG1/2	=V1WR1UQ52KF1+V1WR1UQ52-KF1.14-X1	TPE	4	4	18	0.5		
=V1WR1UQ52BG0-W1.1	=V1WR1UQ52BG0+V1WR1UQ52-BG01	=V1WR1UQ52BG0+V1WR1UQ52-XG1/2	TPE	4	3	18	4		
=V1WR1UQ52BG0-W1.2	=V1WR1UQ52BG0+V1WR1UQ52-BG02	=V1WR1UQ52BG0+V1WR1UQ52-XG1/2	TPE	4	3	18	2		
=V1WR1UQ52BG0-W2	=V1WR1UQ52BG0+V1WR1UQ52-XG19/20	=V1WR1UQ52KF1+V1WR1UQ52-KF1.15-X2	TPE	4	4	18	0.5		
=V1WR1UQ52BG0-W2.1	=V1WR1UQ52BG0+V1WR1UQ52-BG19	=V1WR1UQ52BG0+V1WR1UQ52-XG19/20	TPE	4	3	18	3		
=V1WR1UQ52BG0-W2.2	=V1WR1UQ52BG0+V1WR1UQ52-BG20	=V1WR1UQ52BG0+V1WR1UQ52-XG19/20	TPE	4	3	18	2		
=V1WR1UQ52BG0-W3	=V1WR1UQ52BG0+V1WR1UQ52-XG5/6	=V1WR1UQ52KF1+V1WR1UQ52-KF1.14-X3	TPE	4	4	18	0.5		
=V1WR1UQ52BG0-W3.1	=V1WR1UQ52BG0+V1WR1UQ52-BG05	=V1WR1UQ52BG0+V1WR1UQ52-XG5/6	TPE	4	3	18	3		
=V1WR1UQ52BG0-W3.2	=V1WR1UQ52BG0+V1WR1UQ52-BG06	=V1WR1UQ52BG0+V1WR1UQ52-XG5/6	TPE	4	3	18	2		
=V1WR1UQ52BG0-W4	=V1WR1UQ52BG0+V1WR1UQ52-XG7/8	=V1WR1UQ52KF1+V1WR1UQ52-KF1.14-X4	TPE	4	4	18	0.5		
=V1WR1UQ52BG0-W4.1	=V1WR1UQ52BG0+V1WR1UQ52-BG07	=V1WR1UQ52BG0+V1WR1UQ52-XG7/8	TPE	4	3	18	4		
=V1WR1UQ52BG0-W4.2	=V1WR1UQ52BG0+V1WR1UQ52-BG08	=V1WR1UQ52BG0+V1WR1UQ52-XG7/8	TPE	4	3	18	4		
=V1WR1UQ52BG0-W5	=V1WR1UQ52BG0+V1WR1UQ52-XG9/10	=V1WR1UQ52KF1+V1WR1UQ52-KF1.14-X5	TPE	4	4	18	0.5		
=V1WR1UQ52BG0-W5.1	=V1WR1UQ52BG0+V1WR1UQ52-BG09	=V1WR1UQ52BG0+V1WR1UQ52-XG9/10	TPE	4	3	18	2		
=V1WR1UQ52BG0-W5.2	=V1WR1UQ52BG0+V1WR1UQ52-BG10	=V1WR1UQ52BG0+V1WR1UQ52-XG9/10	TPE	4	3	18	3		
=V1WR1UQ52BG0-W6	=V1WR1UQ52BG0+V1WR1UQ52-XG11/12	=V1WR1UQ52KF1+V1WR1UQ52-KF1.14-X6	TPE	4	4	18	0.5		
=V1WR1UQ52BG0-W6.1	=V1WR1UQ52BG0+V1WR1UQ52-BG11	=V1WR1UQ52BG0+V1WR1UQ52-XG11/12	TPE	4	3	18	3		
=V1WR1UQ52BG0-W6.2	=V1WR1UQ52BG0+V1WR1UQ52-BG12	=V1WR1UQ52BG0+V1WR1UQ52-XG11/12	TPE	4	3	18	2		
=V1WR1UQ52BG0-W7	=V1WR1UQ52BG0+V1WR1UQ52-XG13/14	=V1WR1UQ52KF1+V1WR1UQ52-KF1.14-X7	TPE	4	4	18	0.5		
=V1WR1UQ52BG0-W7.1	=V1WR1UQ52BG0+V1WR1UQ52-BG13	=V1WR1UQ52BG0+V1WR1UQ52-XG13/14	TPE	4	3	18	3		
=V1WR1UQ52BG0-W7.2	=V1WR1UQ52BG0+V1WR1UQ52-BG14	=V1WR1UQ52BG0+V1WR1UQ52-XG13/14	TPE	4	3	18	2		
=V1WR1UQ52BG0-W8	=V1WR1UQ52BG0+V1WR1UQ52-XG15/16	=V1WR1UQ52KF1+V1WR1UQ52-KF1.14-X8	TPE	4	4	18	0.5		
=V1WR1UQ52BG0-W8.1	=V1WR1UQ52BG0+V1WR1UQ52-BG15	=V1WR1UQ52BG0+V1WR1UQ52-XG15/16	TPE	4	3	18	3		
=V1WR1UQ52BG0-W8.2	=V1WR1UQ52BG0+V1WR1UQ52-BG16	=V1WR1UQ52BG0+V1WR1UQ52-XG15/16	TPE	4	3	18	2		
=V1WR1UQ52BG0-W9	=V1WR1UQ52BG0+V1WR1UQ52-XG17/18	=V1WR1UQ52KF1+V1WR1UQ52-KF1.15-X1	TPE	4	4	18	0.5		
=V1WR1UQ52BG0-W9.1	=V1WR1UQ52BG0+V1WR1UQ52-BG17	=V1WR1UQ52BG0+V1WR1UQ52-XG17/18	TPE	4	3	18	3		
=V1WR1UQ52BG0-W9.2	=V1WR1UQ52BG0+V1WR1UQ52-BG18	=V1WR1UQ52BG0+V1WR1UQ52-XG17/18	TPE	4	3	18	3		
=V1WR1UQ52UQ1.1-W1	=V1WR1UQ52KF1+V1WR1UQ52-KF1.11-X1	=V1WR1UQ52UQ1.1+V1WR1UQ52UQ1.1-BGS/R	TPE	4	4	18	4		
=V1WR1UQ52UQ1.2-W1	=V1WR1UQ52KF1+V1WR1UQ52-KF1.11-X2	=V1WR1UQ52UQ1.2+V1WR1UQ52UQ1.2-BGS/R	TPE	4	4	18	2		
=V1WR1UQ52UQ1.3-W1	=V1WR1UQ52KF1+V1WR1UQ52-KF1.13-X7	=V1WR1UQ52UQ1.3+V1WR1UQ52UQ1.3-BGS/R	TPE	4	4	18	4		

			Date	12/22/2022	Volvo Trucks North America		Valiant TMS	Cable overview	Drawing name:	=	
			Ed.	KMAFFRE						+	
			Appr		P6700 Rear Wall - Cell 2V06				Document type: EMC	Project nr: 22-16148	Page 16
Modification	Date	Name	Original		Replacement of	Replaced by	Scale 1:1				1460

Cable overview

F10_001_VLU

Cable name	Source (from)	Target (to)	cable type	all conductors	Conductors used	Cross-section [mm]	Length [m]	remark	Graphical page of cable diagram
=V1WR1UQ52UQ1.4-W1	=V1WR1UQ52KF1+V1WR1UQ52-KF1.13-X8	=V1WR1UQ52UQ1.4+V1WR1UQ52UQ1.4-BGS/R	TPE	4	4	18	2		
=V1WR1UQ52UQ2.1-W1	=V1WR1UQ52KF1+V1WR1UQ52-KF1.11-X3	=V1WR1UQ52UQ2.1+V1WR1UQ52UQ2.1-BGS/R	TPE	4	4	18	4		
=V1WR1UQ52UQ2.2-W1	=V1WR1UQ52KF1+V1WR1UQ52-KF1.11-X4	=V1WR1UQ52UQ2.2+V1WR1UQ52UQ2.2-BGS/R	TPE	4	4	18	2		
=V1WR1UQ52UQ2.3-W1	=V1WR1UQ52KF1+V1WR1UQ52-KF1.11-X5	=V1WR1UQ52UQ2.3+V1WR1UQ52UQ2.3-BGS/R	TPE	4	4	18	5		
=V1WR1UQ52UQ2.4-W1	=V1WR1UQ52KF1+V1WR1UQ52-KF1.11-X6	=V1WR1UQ52UQ2.4+V1WR1UQ52UQ2.4-BGS/R	TPE	4	4	18	3		
=V1WR1UQ52UQ2.5-W1	=V1WR1UQ52KF1+V1WR1UQ52-KF1.11-X7	=V1WR1UQ52UQ2.5+V1WR1UQ52UQ2.5-BGS/R	TPE	4	4	18	3		
=V1WR1UQ52UQ3.1-W1	=V1WR1UQ52KF1+V1WR1UQ52-KF1.11-X8	=V1WR1UQ52UQ3.1+V1WR1UQ52UQ3.1-BGS/R	TPE	4	4	18	3		
=V1WR1UQ52UQ3.2-W1	=V1WR1UQ52KF1+V1WR1UQ52-KF1.12-X1	=V1WR1UQ52UQ3.2+V1WR1UQ52UQ3.2-BGS/R	TPE	4	4	18	5		
=V1WR1UQ52UQ3.3-W1	=V1WR1UQ52KF1+V1WR1UQ52-KF1.12-X2	=V1WR1UQ52UQ3.3+V1WR1UQ52UQ3.3-BGS/R	TPE	4	4	18	2		
=V1WR1UQ52UQ3.4-W1	=V1WR1UQ52KF1+V1WR1UQ52-KF1.12-X3	=V1WR1UQ52UQ3.4+V1WR1UQ52UQ3.4-BGS/R	TPE	4	4	18	3		
=V1WR1UQ52UQ3.5-W1	=V1WR1UQ52KF1+V1WR1UQ52-KF1.12-X4	=V1WR1UQ52UQ3.5+V1WR1UQ52UQ3.5-BGS/R	TPE	4	4	18	4		
=V1WR1UQ52UQ3.6-W1	=V1WR1UQ52KF1+V1WR1UQ52-KF1.12-X5	=V1WR1UQ52UQ3.6+V1WR1UQ52UQ3.6-BGS/R	TPE	4	4	18	3		
=V1WR1UQ52UQ4.1-W1	=V1WR1UQ52KF1+V1WR1UQ52-KF1.12-X6	=V1WR1UQ52UQ4.1+V1WR1UQ52UQ4.1-BGS/R	TPE	4	4	18	4		
=V1WR1UQ52UQ4.2-W1	=V1WR1UQ52KF1+V1WR1UQ52-KF1.12-X7	=V1WR1UQ52UQ4.2+V1WR1UQ52UQ4.2-BGS/R	TPE	4	4	18	3		
=V1WR1UQ52UQ4.3-W1	=V1WR1UQ52KF1+V1WR1UQ52-KF1.12-X8	=V1WR1UQ52UQ4.3+V1WR1UQ52UQ4.3-BGS/R	TPE	4	4	18	4		
=V1WR1UQ52UQ4.4-W1	=V1WR1UQ52KF1+V1WR1UQ52-KF1.13-X1	=V1WR1UQ52UQ4.4+V1WR1UQ52UQ4.4-BGS/R	TPE	4	4	18	3		
=V1WR1UQ52UQ5.1-W1	=V1WR1UQ52KF1+V1WR1UQ52-KF1.13-X2	=V1WR1UQ52UQ5.1+V1WR1UQ52UQ5.1-BGS/R	TPE	4	4	18	4		
=V1WR1UQ52UQ5.2-W1	=V1WR1UQ52KF1+V1WR1UQ52-KF1.13-X3	=V1WR1UQ52UQ5.2+V1WR1UQ52UQ5.2-BGS/R	TPE	4	4	18	2		
=V1WR1UQ52UQ5.3-W1	=V1WR1UQ52KF1+V1WR1UQ52-KF1.13-X4	=V1WR1UQ52UQ5.3+V1WR1UQ52UQ5.3-BGS/R	TPE	4	4	18	2		
=V1WR1UQ52UQ5.4-W1	=V1WR1UQ52KF1+V1WR1UQ52-KF1.13-X5	=V1WR1UQ52UQ5.4+V1WR1UQ52UQ5.4-BGS/R	TPE	4	4	18	2		
=V1WR1UQ52UQ6.1-W1	=V1WR1UQ52KF1+V1WR1UQ52-KF1.13-X6	=V1WR1UQ52UQ6.1+V1WR1UQ52UQ6.1-BGS/R	TPE	4	4	18	3		
=V1WR2UQ51BG0-W1	=V1WR2UQ51BG0+V1WR2UQ51-XG1/2	=V1WR2UQ51KF1+V1WR2UQ51-KF1.13-X1	TPE	4	4	18	0.5		
=V1WR2UQ51BG0-W1.1	=V1WR2UQ51BG0+V1WR2UQ51-BG01	=V1WR2UQ51BG0+V1WR2UQ51-XG1/2	TPE	4	3	18	2		
=V1WR2UQ51BG0-W1.2	=V1WR2UQ51BG0+V1WR2UQ51-BG02	=V1WR2UQ51BG0+V1WR2UQ51-XG1/2	TPE	4	3	18	3		
=V1WR2UQ51BG0-W2	=V1WR2UQ51BG0+V1WR2UQ51-XG3/4	=V1WR2UQ51KF1+V1WR2UQ51-KF1.13-X2	TPE	4	4	18	0.5		
=V1WR2UQ51BG0-W2.1	=V1WR2UQ51BG0+V1WR2UQ51-BG03	=V1WR2UQ51BG0+V1WR2UQ51-XG3/4	TPE	4	3	18	4		
=V1WR2UQ51BG0-W2.2	=V1WR2UQ51BG0+V1WR2UQ51-BG04	=V1WR2UQ51BG0+V1WR2UQ51-XG3/4	TPE	4	3	18	2		
=V1WR2UQ51UQ1.1-W1	=V1WR2UQ51KF1+V1WR2UQ51-KF1.11-X1	=V1WR2UQ51UQ1.1+V1WR2UQ51UQ1.1-BGS/R	TPE	4	4	18	5		
=V1WR2UQ51UQ1.2-W1	=V1WR2UQ51KF1+V1WR2UQ51-KF1.11-X2	=V1WR2UQ51UQ1.2+V1WR2UQ51UQ1.2-BGS/R	TPE	4	4	18	3		
=V1WR2UQ51UQ1.3-W1	=V1WR2UQ51KF1+V1WR2UQ51-KF1.11-X3	=V1WR2UQ51UQ1.3+V1WR2UQ51UQ1.3-BGS/R	TPE	4	4	18	4		
=V1WR2UQ51UQ1.4-W1	=V1WR2UQ51KF1+V1WR2UQ51-KF1.11-X4	=V1WR2UQ51UQ1.4+V1WR2UQ51UQ1.4-BGS/R	TPE	4	4	18	2		
=V1WR2UQ51UQ1.5-W1	=V1WR2UQ51KF1+V1WR2UQ51-KF1.11-X5	=V1WR2UQ51UQ1.5+V1WR2UQ51UQ1.5-BGS/R	TPE	4	4	18	4		
=V1WR2UQ51UQ1.6-W1	=V1WR2UQ51KF1+V1WR2UQ51-KF1.11-X6	=V1WR2UQ51UQ1.6+V1WR2UQ51UQ1.6-BGS/R	TPE	4	4	18	2		
=V1WR2UQ51UQ2.1-W1	=V1WR2UQ51KF1+V1WR2UQ51-KF1.11-X7	=V1WR2UQ51UQ2.1+V1WR2UQ51UQ2.1-BGS/R	TPE	4	4	18	5		
=V1WR2UQ51UQ2.2-W1	=V1WR2UQ51KF1+V1WR2UQ51-KF1.11-X8	=V1WR2UQ51UQ2.2+V1WR2UQ51UQ2.2-BGS/R	TPE	4	4	18	3		
=V1WR2UQ51UQ2.3-W1	=V1WR2UQ51KF1+V1WR2UQ51-KF1.12-X1	=V1WR2UQ51UQ2.3+V1WR2UQ51UQ2.3-BGS/R	TPE	4	4	18	4		
=V1WR2UQ51UQ2.4-W1	=V1WR2UQ51KF1+V1WR2UQ51-KF1.12-X2	=V1WR2UQ51UQ2.4+V1WR2UQ51UQ2.4-BGS/R	TPE	4	4	18	2		
=V1WR2UQ51UQ2.5-W1	=V1WR2UQ51KF1+V1WR2UQ51-KF1.12-X3	=V1WR2UQ51UQ2.5+V1WR2UQ51UQ2.5-BGS/R	TPE	4	4	18	4		
=V1WR2UQ51UQ2.6-W1	=V1WR2UQ51KF1+V1WR2UQ51-KF1.12-X4	=V1WR2UQ51UQ2.6+V1WR2UQ51UQ2.6-BGS/R	TPE	4	4	18	2		
=V1WR2UQ51UQ3.1-W1	=V1WR2UQ51KF1+V1WR2UQ51-KF1.12-X5	=V1WR2UQ51UQ3.1+V1WR2UQ51UQ3.1-BGS/R	TPE	4	4	18	3		
=V1WR2UQ51UQ3.2-W1	=V1WR2UQ51KF1+V1WR2UQ51-KF1.12-X6	=V1WR2UQ51UQ3.2+V1WR2UQ51UQ3.2-BGS/R	TPE	4	4	18	3		
=V1WR2UQ51UQ3.3-W1	=V1WR2UQ51KF1+V1WR2UQ51-KF1.12-X7	=V1WR2UQ51UQ3.3+V1WR2UQ51UQ3.3-BGS/R	TPE	4	4	18	3		
=V1WR2UQ51UQ3.4-W1	=V1WR2UQ51KF1+V1WR2UQ51-KF1.12-X8	=V1WR2UQ51UQ3.4+V1WR2UQ51UQ3.4-BGS/R	TPE	4	4	18	3		
=V1WR2UQ52BG0-W1	=V1WR2UQ52BG0+V1WR2UQ52-XG1/2	=V1WR2UQ52KF1+V1WR2UQ52-KF1.13-X1	TPE	4	4	18	0.5		
=V1WR2UQ52BG0-W1.1	=V1WR2UQ52BG0+V1WR2UQ52-BG01	=V1WR2UQ52BG0+V1WR2UQ52-XG1/2	TPE	4	3	18	3		
=V1WR2UQ52BG0-W1.2	=V1WR2UQ52BG0+V1WR2UQ52-BG02	=V1WR2UQ52BG0+V1WR2UQ52-XG1/2	TPE	4	3	18	4		

			Date	12/22/2022	Volvo Trucks North America	Valiant TMS	Cable overview	Drawing name:	=	
			Ed.	KMAFFRE					+	
			Appr		P6700 Rear Wall - Cell 2V06			Document type: EMC	Project nr: 22-16148	Page 17
Modification	Date	Name	Original		Replacement of / Replaced by	Scale 1:1				1460

Cable overview

F10_001_VLU

Cable name	Source (from)	Target (to)	cable type	all conductors	Conductors used	Cross-section [mm]	Length [m]	remark	Graphical page of cable diagram
=V1WR2UQ52BG0-W2	=V1WR2UQ52BG0+V1WR2UQ52-XG3/4	=V1WR2UQ52KF1+V1WR2UQ52-KF1.13-X2	TPE	4	4	18	0.5		
=V1WR2UQ52BG0-W2.1	=V1WR2UQ52BG0+V1WR2UQ52-BG03	=V1WR2UQ52BG0+V1WR2UQ52-XG3/4	TPE	4	3	18	4		
=V1WR2UQ52BG0-W2.2	=V1WR2UQ52BG0+V1WR2UQ52-BG04	=V1WR2UQ52BG0+V1WR2UQ52-XG3/4	TPE	4	3	18	2		
=V1WR2UQ52UQ1.1-W1	=V1WR2UQ52KF1+V1WR2UQ52-KF1.11-X1	=V1WR2UQ52UQ1.1+V1WR2UQ52UQ1.1-BGS/R	TPE	4	4	18	5		
=V1WR2UQ52UQ1.2-W1	=V1WR2UQ52KF1+V1WR2UQ52-KF1.11-X2	=V1WR2UQ52UQ1.2+V1WR2UQ52UQ1.2-BGS/R	TPE	4	4	18	3		
=V1WR2UQ52UQ1.3-W1	=V1WR2UQ52KF1+V1WR2UQ52-KF1.11-X3	=V1WR2UQ52UQ1.3+V1WR2UQ52UQ1.3-BGS/R	TPE	4	4	18	4		
=V1WR2UQ52UQ1.4-W1	=V1WR2UQ52KF1+V1WR2UQ52-KF1.11-X4	=V1WR2UQ52UQ1.4+V1WR2UQ52UQ1.4-BGS/R	TPE	4	4	18	3		
=V1WR2UQ52UQ2.1-W1	=V1WR2UQ52KF1+V1WR2UQ52-KF1.11-X5	=V1WR2UQ52UQ2.1+V1WR2UQ52UQ2.1-BGS/R	TPE	4	4	18	5		
=V1WR2UQ52UQ2.2-W1	=V1WR2UQ52KF1+V1WR2UQ52-KF1.11-X6	=V1WR2UQ52UQ2.2+V1WR2UQ52UQ2.2-BGS/R	TPE	4	4	18	2		
=V1WR2UQ52UQ2.3-W1	=V1WR2UQ52KF1+V1WR2UQ52-KF1.11-X7	=V1WR2UQ52UQ2.3+V1WR2UQ52UQ2.3-BGS/R	TPE	4	4	18	4		
=V1WR2UQ52UQ2.4-W1	=V1WR2UQ52KF1+V1WR2UQ52-KF1.11-X8	=V1WR2UQ52UQ2.4+V1WR2UQ52UQ2.4-BGS/R	TPE	4	4	18	2		
=V1WR2UQ52UQ2.5-W1	=V1WR2UQ52KF1+V1WR2UQ52-KF1.12-X1	=V1WR2UQ52UQ2.5+V1WR2UQ52UQ2.5-BGS/R	TPE	4	4	18	4		
=V1WR2UQ52UQ2.6-W1	=V1WR2UQ52KF1+V1WR2UQ52-KF1.12-X2	=V1WR2UQ52UQ2.6+V1WR2UQ52UQ2.6-BGS/R	TPE	4	4	18	2		
=V1WR2UQ52UQ3.1-W1	=V1WR2UQ52KF1+V1WR2UQ52-KF1.12-X3	=V1WR2UQ52UQ3.1+V1WR2UQ52UQ3.1-BGS/R	TPE	4	4	18	5		
=V1WR2UQ52UQ3.2-W1	=V1WR2UQ52KF1+V1WR2UQ52-KF1.12-X4	=V1WR2UQ52UQ3.2+V1WR2UQ52UQ3.2-BGS/R	TPE	4	4	18	3		
=V1WR2UQ52UQ3.3-W1	=V1WR2UQ52KF1+V1WR2UQ52-KF1.12-X5	=V1WR2UQ52UQ3.3+V1WR2UQ52UQ3.3-BGS/R	TPE	4	4	18	4		
=V1WR2UQ52UQ3.4-W1	=V1WR2UQ52KF1+V1WR2UQ52-KF1.12-X6	=V1WR2UQ52UQ3.4+V1WR2UQ52UQ3.4-BGS/R	TPE	4	4	18	3		
=V2AR41UQ41BG0-W1	=V2AR41UQ41BG0+V2AR41UQ41-XG1/2	=V2AR41UQ41KF1+V2AR41UQ41-KF1.11-X6	TPE	4	4	18	0.5		
=V2AR41UQ41BG0-W1.1	=V2AR41UQ41BG0+V2AR41UQ41-BG01	=V2AR41UQ41BG0+V2AR41UQ41-XG1/2	TPE	4	3	18	3		
=V2AR41UQ41BG0-W1.2	=V2AR41UQ41BG0+V2AR41UQ41-BG02	=V2AR41UQ41BG0+V2AR41UQ41-XG1/2	TPE	4	3	18	2		
=V2AR41UQ41BG0-W2	=V2AR41UQ41BG0+V2AR41UQ41-XG3/4	=V2AR41UQ41KF1+V2AR41UQ41-KF1.11-X7	TPE	4	4	18	0.5		
=V2AR41UQ41BG0-W2.1	=V2AR41UQ41BG0+V2AR41UQ41-BG03	=V2AR41UQ41BG0+V2AR41UQ41-XG3/4	TPE	4	3	18	2		
=V2AR41UQ41BG0-W2.2	=V2AR41UQ41BG0+V2AR41UQ41-BG04	=V2AR41UQ41BG0+V2AR41UQ41-XG3/4	TPE	4	3	18	2		
=V2AR41UQ41BG0-W3	=V2AR41UQ41BG0+V2AR41UQ41-XG5/6	=V2AR41UQ41KF1+V2AR41UQ41-KF1.11-X8	TPE	4	4	18	0.5		
=V2AR41UQ41BG0-W3.1	=V2AR41UQ41BG0+V2AR41UQ41-BG05	=V2AR41UQ41BG0+V2AR41UQ41-XG5/6	TPE	4	3	18	3		
=V2AR41UQ41BG0-W3.2	=V2AR41UQ41BG0+V2AR41UQ41-BG06	=V2AR41UQ41BG0+V2AR41UQ41-XG5/6	TPE	4	3	18	1		
=V2AR41UQ41UQ1.1-W1	=V2AR41UQ41KF1+V2AR41UQ41-KF1.11-X1	=V2AR41UQ41UQ1.1+V2AR41UQ41UQ1.1-BGS/R	TPE	4	3	18			
=V2AR41UQ41UQ3.1-W1	=V2AR41UQ41KF1+V2AR41UQ41-KF1.11-X4	=V2AR41UQ41UQ3.1+V2AR41UQ41UQ3.1-XGR/S	TPE	4	4	18	4		
=V2AR41UQ41UQ3.1-W2.1	=V2AR41UQ41UQ3.1+V2AR41UQ41UQ3.1-BGR	=V2AR41UQ41UQ3.1+V2AR41UQ41UQ3.1-XGR/S	TPE	4	3	18	0.5		
=V2AR41UQ41UQ3.1-W2.2	=V2AR41UQ41UQ3.1+V2AR41UQ41UQ3.1-BGS	=V2AR41UQ41UQ3.1+V2AR41UQ41UQ3.1-XGR/S	TPE	4	3	18			
=V2AR41UQ41UQ3.2-W1	=V2AR41UQ41KF1+V2AR41UQ41-KF1.11-X5	=V2AR41UQ41UQ3.2+V2AR41UQ41UQ3.2-XGR/S	TPE	4	4	18	2		
=V2AR41UQ41UQ3.2-W2.3	=V2AR41UQ41UQ3.2+V2AR41UQ41UQ3.2-BGR	=V2AR41UQ41UQ3.2+V2AR41UQ41UQ3.2-XGR/S	TPE	4	3	18	0.5		
=V2AR41UQ41UQ3.2-W2.4	=V2AR41UQ41UQ3.2+V2AR41UQ41UQ3.2-BGS	=V2AR41UQ41UQ3.2+V2AR41UQ41UQ3.2-XGR/S	TPE	4	3	18	0.5		
=V2AR41UQ42BG0-W1	=V2AR41UQ42BG0+V2AR41UQ42-XG1/2	=V2AR41UQ42KF1+V2AR41UQ42-KF1.11-X6	TPE	4	4	18	0.5		
=V2AR41UQ42BG0-W1.1	=V2AR41UQ42BG0+V2AR41UQ42-BG01	=V2AR41UQ42BG0+V2AR41UQ42-XG1/2	TPE	4	3	18	3		
=V2AR41UQ42BG0-W1.2	=V2AR41UQ42BG0+V2AR41UQ42-BG02	=V2AR41UQ42BG0+V2AR41UQ42-XG1/2	TPE	4	3	18	2		
=V2AR41UQ42BG0-W2	=V2AR41UQ42BG0+V2AR41UQ42-XG3/4	=V2AR41UQ42KF1+V2AR41UQ42-KF1.11-X7	TPE	4	4	18	0.5		
=V2AR41UQ42BG0-W2.1	=V2AR41UQ42BG0+V2AR41UQ42-BG03	=V2AR41UQ42BG0+V2AR41UQ42-XG3/4	TPE	4	3	18	1		
=V2AR41UQ42BG0-W2.2	=V2AR41UQ42BG0+V2AR41UQ42-BG04	=V2AR41UQ42BG0+V2AR41UQ42-XG3/4	TPE	4	3	18	3		
=V2AR41UQ42BG0-W3	=V2AR41UQ42BG0+V2AR41UQ42-XG5/6	=V2AR41UQ42KF1+V2AR41UQ42-KF1.11-X8	TPE	4	4	18	0.5		
=V2AR41UQ42BG0-W3.1	=V2AR41UQ42BG0+V2AR41UQ42-BG05	=V2AR41UQ42BG0+V2AR41UQ42-XG5/6	TPE	4	3	18	3		
=V2AR41UQ42BG0-W3.2	=V2AR41UQ42BG0+V2AR41UQ42-BG06	=V2AR41UQ42BG0+V2AR41UQ42-XG5/6	TPE	4	3	18	1		
=V2AR41UQ42UQ1.1-W1	=V2AR41UQ42KF1+V2AR41UQ42-KF1.11-X1	=V2AR41UQ42UQ1.1+V2AR41UQ42UQ1.1-BGS/R	TPE	4	3	18			
=V2AR41UQ42UQ3.1-W1	=V2AR41UQ42KF1+V2AR41UQ42-KF1.11-X4	=V2AR41UQ42UQ3.1+V2AR41UQ42UQ3.1-XGR/S	TPE	4	4	18	4		
=V2AR41UQ42UQ3.1-W2.1	=V2AR41UQ42UQ3.1+V2AR41UQ42UQ3.1-BGR	=V2AR41UQ42UQ3.1+V2AR41UQ42UQ3.1-XGR/S	TPE	4	3	18	0.5		
=V2AR41UQ42UQ3.1-W2.2	=V2AR41UQ42UQ3.1+V2AR41UQ42UQ3.1-BGS	=V2AR41UQ42UQ3.1+V2AR41UQ42UQ3.1-XGR/S	TPE	4	3	18			

			Date	12/22/2022	Volvo Trucks North America		Valiant TMS	Cable overview	Drawing name:	=	
			Ed.	KMAFFRE						+	
			Appr		P6700 Rear Wall - Cell 2V06				Document type: EMC	Project nr: 22-16148	Page 18
Modification	Date	Name	Original		Replacement of	Replaced by	Scale 1:1				1460

Cable overview

F10_001_VLU

Cable name	Source (from)	Target (to)	cable type	all conductors	Conductors used	Cross-section [mm]	Length [m]	remark	Graphical page of cable diagram
=V2AR41UQ42UQ3.2-W1	=V2AR41UQ42KF1+V2AR41UQ42-KF1.11-X5	=V2AR41UQ42UQ3.2+V2AR41UQ42UQ3.2-XGR/S	TPE	4	4	18	1		
=V2AR41UQ42UQ3.2-W2.3	=V2AR41UQ42UQ3.2+V2AR41UQ42UQ3.2-BGR	=V2AR41UQ42UQ3.2+V2AR41UQ42UQ3.2-XGR/S	TPE	4	3	18	0.5		
=V2AR41UQ42UQ3.2-W2.4	=V2AR41UQ42UQ3.2+V2AR41UQ42UQ3.2-BGS	=V2AR41UQ42UQ3.2+V2AR41UQ42UQ3.2-XGR/S	TPE	4	3	18	0.5		
=V2AR41UR41BG0-W1	=V1AR42UR41KF1+V1AR42UR41-KF1.11	=V2AR41UR41BG0+V2AR41UR41-BG01	TPE	4	4	18	6		
=V2AR41UR41BG0-W2	=V1AR42UR41KF1+V1AR42UR41-KF1.11	=V2AR41UR41BG0+V2AR41UR41-BG02	TPE	4	4	18	10		
=V2AR41UR41BG0-W3	=V1AR42UR41KF1+V1AR42UR41-KF1.11	=V2AR41UR41BG0+V2AR41UR41-BG03	TPE	4	4	18	10		
=V2CL1BG0-W1	=V2CL1BG0+V2CL1-BG01	=V2CL1KF1+V2CL1-KF1.11	TPE	4	3	18	2		
=V2CL1BG0-W2	=V2CL1BG0+V2CL1-BG02	=V2CL1KF1+V2CL1-KF1.11	TPE	4	3	18	6		
=V2CL1BG0-W3	=V2CL1BG0+V2CL1-BG03	=V2CL1KF1+V2CL1-KF1.11	TPE	4	3	18	1		
=V2CL1BG0-W4	=V2CL1BG0+V2CL1-BG04	=V2CL1KF1+V2CL1-KF1.11	TPE	4	3	18	6		
=V2CL1BG0-W5	=V2CL1BG0+V2CL1-BG05	=V2CL1KF1+V2CL1-KF1.11	TPE	4	3	18	10		
=V2CL1BG0-W6	=V2CL1BG0+V2CL1-BG06	=V2CL1KF1+V2CL1-KF1.11	TPE	4	3	18	6		
=V2CL1BG0-W7	=V2CL1BG0+V2CL1-BG07	=V2CL1KF2+V2CL1-KF2.11	TPE	4	3	18	10		
=V2CL1BG0-W8	=V2CL1BG0+V2CL1-BG08	=V2CL1KF2+V2CL1-KF2.11	TPE	4	3	18	8		
=V2CL1BG0-W9	=V2CL1BG0+V2CL1-BG09	=V2CL1KF2+V2CL1-KF2.11	TPE	4	3	18	10		
=V2CL1BG0-W10	=V2CL1BG0+V2CL1-BG10	=V2CL1KF2+V2CL1-KF2.11	TPE	4	3	18	6		
=V2CL1BG0-W11	=V2CL1BG0+V2CL1-BG11	=V2CL1KF2+V2CL1-KF2.11	TPE	4	3	18	4		
=V2CL1BG0-W12	=V2CL1BG0+V2CL1-BG12	=V2CL1KF2+V2CL1-KF2.11	TPE	4	3	18	6		
=V2FQ1-W11R	=V1KF1+V1UC11-KF11.32	=V2FQ1+V2FQ1-BR11-R	TPE	4	4	18	20		
	=V1WC4+V1UC11-XD10								
	=V1WC4+V1UC11-XD13								
=V2FQ1-W11T	=V1WC4+V1UC11-XD10	=V2FQ1+V2FQ1-BR11-T	TPE	4	4	18	25		
	=V1WC4+V1UC11-XD13								
=V2FQ1-W13R	=V1KF1+V1UC11-KF11.32	=V2FQ1+V2FQ1-BR13-R	TPE	4	4	18	20		
	=V1WC4+V1UC11-XD10								
	=V1WC4+V1UC11-XD13								
=V2FQ1-W13T	=V1WC4+V1UC11-XD10	=V2FQ1+V2FQ1-BR13-T	TPE	4	4	18	25		
	=V1WC4+V1UC11-XD13								
=V2FQ1-W14R	=V3KF1+V3UC14-KF14.32	=V2FQ1+V2FQ1-BR14-R	TPE	4	4	18	40		
	=V3WC4+V3UC14-XD10								
	=V3WC4+V3UC14-XD15								
=V2FQ1-W14T	=V3WC4+V3UC14-XD10	=V2FQ1+V2FQ1-BR14-T	TPE	4	4	18	45		
	=V3WC4+V3UC14-XD15								
=V2FQ1-W15R	=V3KF1+V3UC14-KF14.32	=V2FQ1+V2FQ1-BR15-R	TPE	4	4	18	35		
	=V3WC4+V3UC14-XD10								
	=V3WC4+V3UC14-XD15								
=V2FQ1-W15T	=V3WC4+V3UC14-XD10	=V2FQ1+V2FQ1-BR15-T	TPE	4	4	18	40		
	=V3WC4+V3UC14-XD15								
=V2FQ1-W16R	=V3KF1+V3UC14-KF14.32	=V2FQ1+V2FQ1-BR16-R	TPE	4	4	18	35		
	=V3WC4+V3UC14-XD10								
	=V3WC4+V3UC14-XD15								
=V2FQ1-W16T	=V3WC4+V3UC14-XD10	=V2FQ1+V2FQ1-BR16-T	TPE	4	4	18	40		

			Date	12/22/2022	Volvo Trucks North America	Valiant TMS	Cable overview	Drawing name:	=
			Ed.	KMAFFRE					+
			Appr		P6700 Rear Wall - Cell 2V06			Document type: EMC	Project nr: 22-16148 Page 19
Modification	Date	Name	Original		Replacement of / Replaced by	Scale 1:1			1460

Cable overview

F10_001_VLU

Cable name	Source (from)	Target (to)	cable type	all conductors	Conductors used	Cross-section [mm]	Length [m]	remark	Graphical page of cable diagram
	=V3WC4+V3UC14-XD15								
=V2FQ1-W17R	=V3KF1+V3UC14-KF14.32	=V2FQ1+V2FQ1-BR17-R	TPE	4	4	18	35		
	=V3WC4+V3UC14-XD10								
	=V3WC4+V3UC14-XD15								
=V2FQ1-W17T	=V3WC4+V3UC14-XD10	=V2FQ1+V2FQ1-BR17-T	TPE	4	4	18	35		
	=V3WC4+V3UC14-XD15								
=V2FQ1-W18R	=V2KF1+V2UC14-KF14.32	=V2FQ1+V2FQ1-BR18-R	TPE	4	4	18	30		
	=V2WC4+V2UC14-XD10								
	=V2WC4+V2UC14-XD15								
=V2FQ1-W18T	=V2WC4+V2UC14-XD10	=V2FQ1+V2FQ1-BR18-T	TPE	4	4	18	25		
	=V2WC4+V2UC14-XD15								
=V2FQ1-W19R	=V2KF1+V2UC14-KF14.32	=V2FQ1+V2FQ1-BR19-R	TPE	4	4	18	25		
	=V2WC4+V2UC14-XD10								
	=V2WC4+V2UC14-XD15								
=V2FQ1-W19T	=V2WC4+V2UC14-XD10	=V2FQ1+V2FQ1-BR19-T	TPE	4	4	18	25		
	=V2WC4+V2UC14-XD15								
=V2FQ1-W20R	=V2KF1+V2UC14-KF14.32	=V2FQ1+V2FQ1-BR20-R	TPE	4	4	18	25		
	=V2WC4+V2UC14-XD10								
	=V2WC4+V2UC14-XD15								
=V2FQ1-W20T	=V2WC4+V2UC14-XD10	=V2FQ1+V2FQ1-BR20-T	TPE	4	4	18	25		
	=V2WC4+V2UC14-XD15								
=V2FQ1-W21R	=V2KF1+V2UC14-KF14.32	=V2FQ1+V2FQ1-BR21-R	TPE	4	4	18	25		
	=V2WC4+V2UC14-XD10								
	=V2WC4+V2UC14-XD15								
=V2FQ1-W21T	=V2WC4+V2UC14-XD10	=V2FQ1+V2FQ1-BR21-T	TPE	4	4	18	20		
	=V2WC4+V2UC14-XD15								
=V2FQ1+.WR1-W1			TPE	5	0	18	6		
=V2FQ1+.WR1-W2			TPE	5	0	18	6		
=V2FQ1+.WR1-W3			TPE	5	0	18	6		
=V2FQ1+.WR1-W4			TPE	5	0	18	8		
=V2U35U01PF1-W1.1	=V2U35U01KF1+V2U35U01-KF1.11	=V2U35U01PF1+V2U35U01-PF1-Branch1	TPE	4	4	18	2		
=V2U35U01PF1-W1.2	=V2U35U01KF1+V2U35U01-KF1.11	=V2U35U01PF1+V2U35U01-PF1-Branch2	TPE	4	4	18	2		
=V2WR1BG0-W1	=V2WR1BG0+V2WR1-BG01	=V2WR1KF1+V2WR1-KF1.11	TPE	4	3	18	15		
=V2WR1BG0-W2	=V2WR1BG0+V2WR1-BG02	=V2WR1KF1+V2WR1-KF1.11	TPE	4	3	18	15		
=V2WR1BG0-W3	=V2WR1BG0+V2WR1-BG03	=V2WR1KF1+V2WR1-KF1.11	TPE	4	3	18	15		
=V2WR1BG0-W4	=V2WR1BG0+V2WR1-BG04	=V2WR1KF1+V2WR1-KF1.11	TPE	4	3	18	15		
=V2WR1UQ51BG0-W1	=V2WR1UQ51BG0+V2WR1UQ51-XG1/2	=V2WR1UQ51KF1+V2WR1UQ51-KF1.11-X6	TPE	4	4	18	0.5		
=V2WR1UQ51BG0-W1.1	=V2WR1UQ51BG0+V2WR1UQ51-BG01	=V2WR1UQ51BG0+V2WR1UQ51-XG1/2	TPE	4	3	18	3		
=V2WR1UQ51BG0-W1.2	=V2WR1UQ51BG0+V2WR1UQ51-BG02	=V2WR1UQ51BG0+V2WR1UQ51-XG1/2	TPE	4	3	18	4		
=V2WR1UQ51BG0-W2	=V2WR1UQ51BG0+V2WR1UQ51-XG3/4	=V2WR1UQ51KF1+V2WR1UQ51-KF1.11-X7	TPE	4	4	18	0.5		

			Date	12/22/2022	Volvo Trucks North America	Valiant TMS	Cable overview	Drawing name:	=	
			Ed.	KMAFFRE					+	
			Appr		P6700 Rear Wall - Cell 2V06			Document type: EMC	Project nr: 22-16148	Page 20
Modification	Date	Name	Original		Replacement of / Replaced by	Scale 1:1				1460

Cable overview

F10_001_VLU

Cable name	Source (from)	Target (to)	cable type	all conductors	Conductors used	Cross-section [mm]	Length [m]	remark	Graphical page of cable diagram
=V2WR1UQ51BG0-W2.1	=V2WR1UQ51BG0+V2WR1UQ51-BG03	=V2WR1UQ51BG0+V2WR1UQ51-XG3/4	TPE	4	3	18	4		
=V2WR1UQ51BG0-W2.2	=V2WR1UQ51BG0+V2WR1UQ51-BG04	=V2WR1UQ51BG0+V2WR1UQ51-XG3/4	TPE	4	3	18	2		
=V2WR1UQ51UQ1.1-W1	=V2WR1UQ51KF1+V2WR1UQ51-KF1.11-X1	=V2WR1UQ51UQ1.1+V2WR1UQ51UQ1.1-BGS/R	TPE	4	4	18	4		
=V2WR1UQ51UQ2.1-W1	=V2WR1UQ51KF1+V2WR1UQ51-KF1.11-X2	=V2WR1UQ51UQ2.1+V2WR1UQ51UQ2.1-BGS/R	TPE	4	4	18	5		
=V2WR1UQ51UQ2.2-W1	=V2WR1UQ51KF1+V2WR1UQ51-KF1.11-X3	=V2WR1UQ51UQ2.2+V2WR1UQ51UQ2.2-BGS/R	TPE	4	4	18	3		
=V2WR1UQ51UQ2.3-W1	=V2WR1UQ51KF1+V2WR1UQ51-KF1.11-X4	=V2WR1UQ51UQ2.3+V2WR1UQ51UQ2.3-BGS/R	TPE	4	4	18	4		
=V2WR1UQ51UQ2.4-W1	=V2WR1UQ51KF1+V2WR1UQ51-KF1.11-X5	=V2WR1UQ51UQ2.4+V2WR1UQ51UQ2.4-BGS/R	TPE	4	4	18	2		
=V2WR1UQ52BG0-W1	=V2WR1UQ52BG0+V2WR1UQ52-XG1/2	=V2WR1UQ52KF1+V2WR1UQ52-KF1.12-X3	TPE	4	4	18	0.5		
=V2WR1UQ52BG0-W1.1	=V2WR1UQ52BG0+V2WR1UQ52-BG01	=V2WR1UQ52BG0+V2WR1UQ52-XG1/2	TPE	4	3	18	2		
=V2WR1UQ52BG0-W1.2	=V2WR1UQ52BG0+V2WR1UQ52-BG02	=V2WR1UQ52BG0+V2WR1UQ52-XG1/2	TPE	4	3	18	4		
=V2WR1UQ52BG0-W2	=V2WR1UQ52BG0+V2WR1UQ52-XG3/4	=V2WR1UQ52KF1+V2WR1UQ52-KF1.12-X4	TPE	4	4	18	0.5		
=V2WR1UQ52BG0-W2.1	=V2WR1UQ52BG0+V2WR1UQ52-BG03	=V2WR1UQ52BG0+V2WR1UQ52-XG3/4	TPE	4	3	18	2		
=V2WR1UQ52BG0-W2.2	=V2WR1UQ52BG0+V2WR1UQ52-BG04	=V2WR1UQ52BG0+V2WR1UQ52-XG3/4	TPE	4	3	18	5		
=V2WR1UQ52BG0-W3	=V2WR1UQ52BG0+V2WR1UQ52-XG5/6	=V2WR1UQ52KF1+V2WR1UQ52-KF1.12-X5	TPE	4	4	18	0.5		
=V2WR1UQ52BG0-W3.1	=V2WR1UQ52BG0+V2WR1UQ52-BG05	=V2WR1UQ52BG0+V2WR1UQ52-XG5/6	TPE	4	3	18	3		
=V2WR1UQ52BG0-W3.2	=V2WR1UQ52BG0+V2WR1UQ52-BG06	=V2WR1UQ52BG0+V2WR1UQ52-XG5/6	TPE	4	3	18	3		
=V2WR1UQ52BG0-W4	=V2WR1UQ52BG0+V2WR1UQ52-XG7/8	=V2WR1UQ52KF1+V2WR1UQ52-KF1.12-X6	TPE	4	4	18	0.5		
=V2WR1UQ52BG0-W4.1	=V2WR1UQ52BG0+V2WR1UQ52-BG07	=V2WR1UQ52BG0+V2WR1UQ52-XG7/8	TPE	4	3	18	3		
=V2WR1UQ52BG0-W4.2	=V2WR1UQ52BG0+V2WR1UQ52-BG08	=V2WR1UQ52BG0+V2WR1UQ52-XG7/8	TPE	4	3	18	3		
=V2WR1UQ52BG0-W5	=V2WR1UQ52BG0+V2WR1UQ52-BG09	=V2WR1UQ52KF1+V2WR1UQ52-KF1.12-X7	TPE	4	3	18	5		
=V2WR1UQ52UQ1.1-W1	=V2WR1UQ52KF1+V2WR1UQ52-KF1.11-X1	=V2WR1UQ52UQ1.1+V2WR1UQ52UQ1.1-BGS/R	TPE	4	4	18	2		
=V2WR1UQ52UQ1.2-W1	=V2WR1UQ52KF1+V2WR1UQ52-KF1.11-X2	=V2WR1UQ52UQ1.2+V2WR1UQ52UQ1.2-BGS/R	TPE	4	4	18	4		
=V2WR1UQ52UQ1.3-W1	=V2WR1UQ52KF1+V2WR1UQ52-KF1.11-X3	=V2WR1UQ52UQ1.3+V2WR1UQ52UQ1.3-BGS/R	TPE	4	4	18	5		
=V2WR1UQ52UQ1.4-W1	=V2WR1UQ52KF1+V2WR1UQ52-KF1.11-X4	=V2WR1UQ52UQ1.4+V2WR1UQ52UQ1.4-BGS/R	TPE	4	4	18	1		
=V2WR1UQ52UQ1.5-W1	=V2WR1UQ52KF1+V2WR1UQ52-KF1.11-X5	=V2WR1UQ52UQ1.5+V2WR1UQ52UQ1.5-BGS/R	TPE	4	4	18	5		
=V2WR1UQ52UQ2.1-W1	=V2WR1UQ52KF1+V2WR1UQ52-KF1.11-X6	=V2WR1UQ52UQ2.1+V2WR1UQ52UQ2.1-BGS/R	TPE	4	4	18	2		
=V2WR1UQ52UQ2.2-W1	=V2WR1UQ52KF1+V2WR1UQ52-KF1.11-X7	=V2WR1UQ52UQ2.2+V2WR1UQ52UQ2.2-BGS/R	TPE	4	4	18	6		
=V2WR1UQ52UQ3.1-W1	=V2WR1UQ52KF1+V2WR1UQ52-KF1.11-X8	=V2WR1UQ52UQ3.1+V2WR1UQ52UQ3.1-BGS/R	TPE	4	4	18	2		
=V2WR1UQ52UQ3.2-W1	=V2WR1UQ52KF1+V2WR1UQ52-KF1.12-X1	=V2WR1UQ52UQ3.2+V2WR1UQ52UQ3.2-BGS/R	TPE	4	4	18	2		
=V2WR1UQ52UQ3.3-W1	=V2WR1UQ52KF1+V2WR1UQ52-KF1.12-X2	=V2WR1UQ52UQ3.3+V2WR1UQ52UQ3.3-BGS/R	TPE	4	4	18	5		
=V3AR11UQ41BG0-W1	=V3AR11UQ41BG0+V3AR11UQ41-XG1/2	=V3AR11UQ41KF1+V3AR11UQ41-KF1.12-X1	TPE	4	4	18	0.5		
=V3AR11UQ41BG0-W1.1	=V3AR11UQ41BG0+V3AR11UQ41-BG01	=V3AR11UQ41BG0+V3AR11UQ41-XG1/2	TPE	4	3	18	2		
=V3AR11UQ41BG0-W1.2	=V3AR11UQ41BG0+V3AR11UQ41-BG02	=V3AR11UQ41BG0+V3AR11UQ41-XG1/2	TPE	4	3	18	2		
=V3AR11UQ41BG0-W2	=V3AR11UQ41BG0+V3AR11UQ41-BG03	=V3AR11UQ41KF1+V3AR11UQ41-KF1.12-X2	TPE	4	3	18	3		
=V3AR11UQ41UQ1.1-W1	=V3AR11UQ41KF1+V3AR11UQ41-KF1.11-X1	=V3AR11UQ41UQ1.1+V3AR11UQ41UQ1.1-BGS/R	TPE	4	4	18	2		
=V3AR11UQ41UQ1.2-W1	=V3AR11UQ41KF1+V3AR11UQ41-KF1.11-X2	=V3AR11UQ41UQ1.2+V3AR11UQ41UQ1.2-BGS/R	TPE	4	4	18	3		
=V3AR11UQ41UQ2.1-W1	=V3AR11UQ41KF1+V3AR11UQ41-KF1.11-X3	=V3AR11UQ41UQ2.1+V3AR11UQ41UQ2.1-BGS/R	TPE	4	4	18	2		
=V3AR11UQ41UQ2.2-W1	=V3AR11UQ41KF1+V3AR11UQ41-KF1.11-X4	=V3AR11UQ41UQ2.2+V3AR11UQ41UQ2.2-BGS/R	TPE	4	4	18	3		
=V3AR11UQ41UQ3.1-W1	=V3AR11UQ41KF1+V3AR11UQ41-KF1.11-X5	=V3AR11UQ41UQ3.1+V3AR11UQ41UQ3.1-BGS/R	TPE	4	4	18	2		
=V3AR11UQ41UQ3.2-W1	=V3AR11UQ41KF1+V3AR11UQ41-KF1.11-X6	=V3AR11UQ41UQ3.2+V3AR11UQ41UQ3.2-BGS/R	TPE	4	4	18	3		
=V3AR41UQ41BG0-W1	=V3AR41UQ41BG0+V3AR41UQ41-XG1/2	=V3AR41UQ41KF1+V3AR41UQ41-KF1.12-X1	TPE	4	4	18	0.5		
=V3AR41UQ41BG0-W1.1	=V3AR41UQ41BG0+V3AR41UQ41-BG01	=V3AR41UQ41BG0+V3AR41UQ41-XG1/2	TPE	4	3	18	2		
=V3AR41UQ41BG0-W1.2	=V3AR41UQ41BG0+V3AR41UQ41-BG02	=V3AR41UQ41BG0+V3AR41UQ41-XG1/2	TPE	4	3	18	2		
=V3AR41UQ41UQ1.1-W1	=V3AR41UQ41KF1+V3AR41UQ41-KF1.11-X1	=V3AR41UQ41UQ1.1+V3AR41UQ41UQ1.1-BGS/R	TPE	4	4	18	4		
=V3AR41UQ41UQ1.2-W1	=V3AR41UQ41KF1+V3AR41UQ41-KF1.11-X2	=V3AR41UQ41UQ1.2+V3AR41UQ41UQ1.2-BGS/R	TPE	4	4	18	2		
=V3AR41UQ41UQ1.3-W1	=V3AR41UQ41KF1+V3AR41UQ41-KF1.11-X3	=V3AR41UQ41UQ1.3+V3AR41UQ41UQ1.3-BGS/R	TPE	4	4	18	2		

			Date	12/22/2022	Volvo Trucks North America	Valiant TMS	Cable overview	Drawing name:	=
			Ed.	KMAFFRE					+
			Appr		P6700 Rear Wall - Cell 2V06			Document type: EMC	Project nr: 22-16148 / Page 21
Modification	Date	Name	Original		Replacement of / Replaced by	Scale 1:1			1460

Cable overview

F10_001_VLU

Cable name	Source (from)	Target (to)	cable type	all conductors	Conductors used	Cross-section [mm]	Length [m]	remark	Graphical page of cable diagram
=V3AR41UQ41UQ1.4-W1	=V3AR41UQ41KF1+V3AR41UQ41-KF1.11-X4	=V3AR41UQ41UQ1.4+V3AR41UQ41UQ1.4-BGS/R	TPE	4	4	18	1		
=V3AR41UQ42BG0-W1	=V3AR41UQ42BG0+V3AR41UQ42-XG1/2	=V3AR41UQ42KF1+V3AR41UQ42-KF1.12-X1	TPE	4	4	18	0.5		
=V3AR41UQ42BG0-W1.1	=V3AR41UQ42BG0+V3AR41UQ42-BG01	=V3AR41UQ42BG0+V3AR41UQ42-XG1/2	TPE	4	3	18	3		
=V3AR41UQ42BG0-W1.2	=V3AR41UQ42BG0+V3AR41UQ42-BG02	=V3AR41UQ42BG0+V3AR41UQ42-XG1/2	TPE	4	3	18	2		
=V3AR41UQ42UQ1.1-W1	=V3AR41UQ42KF1+V3AR41UQ42-KF1.11-X1	=V3AR41UQ42UQ1.1+V3AR41UQ42UQ1.1-BGS/R	TPE	4	4	18	4		
=V3AR41UQ42UQ1.2-W1	=V3AR41UQ42KF1+V3AR41UQ42-KF1.11-X2	=V3AR41UQ42UQ1.2+V3AR41UQ42UQ1.2-BGS/R	TPE	4	4	18	2		
=V3AR41UQ42UQ1.3-W1	=V3AR41UQ42KF1+V3AR41UQ42-KF1.11-X3	=V3AR41UQ42UQ1.3+V3AR41UQ42UQ1.3-BGS/R	TPE	4	4	18	4		
=V3AR41UQ42UQ1.4-W1	=V3AR41UQ42KF1+V3AR41UQ42-KF1.11-X4	=V3AR41UQ42UQ1.4+V3AR41UQ42UQ1.4-BGS/R	TPE	4	4	18	2		
=V3AR42UQ41BG0-W1	=V3AR42UQ41BG0+V3AR42UQ41-XG1/2	=V3AR42UQ41KF1+V3AR42UQ41-KF1.12-X1	TPE	4	4	18	0.5		
=V3AR42UQ41BG0-W1.1	=V3AR42UQ41BG0+V3AR42UQ41-BG01	=V3AR42UQ41BG0+V3AR42UQ41-XG1/2	TPE	4	3	18	2		
=V3AR42UQ41BG0-W1.2	=V3AR42UQ41BG0+V3AR42UQ41-BG02	=V3AR42UQ41BG0+V3AR42UQ41-XG1/2	TPE	4	3	18	2		
=V3AR42UQ41UQ1.2-W1	=V3AR42UQ41KF1+V3AR42UQ41-KF1.11-X2	=V3AR42UQ41UQ1.2+V3AR42UQ41UQ1.2-BGS/R	TPE	4	4	18	2		
=V3AR42UQ41UQ1.3-W1	=V3AR42UQ41KF1+V3AR42UQ41-KF1.11-X3	=V3AR42UQ41UQ1.3+V3AR42UQ41UQ1.3-BGS/R	TPE	4	4	18	1		
=V3AR42UQ41UQ1.4-W1	=V3AR42UQ41KF1+V3AR42UQ41-KF1.11-X4	=V3AR42UQ41UQ1.4+V3AR42UQ41UQ1.4-BGS/R	TPE	4	4	18	2		
=V3AR42UQ42BG0-W1	=V3AR42UQ42BG0+V3AR42UQ42-XG1/2	=V3AR42UQ42KF1+V3AR42UQ42-KF1.12-X1	TPE	4	4	18	0.5		
=V3AR42UQ42BG0-W1.1	=V3AR42UQ42BG0+V3AR42UQ42-BG01	=V3AR42UQ42BG0+V3AR42UQ42-XG1/2	TPE	4	3	18	1		
=V3AR42UQ42BG0-W1.2	=V3AR42UQ42BG0+V3AR42UQ42-BG02	=V3AR42UQ42BG0+V3AR42UQ42-XG1/2	TPE	4	3	18	2		
=V3AR42UQ42UQ1.1-W1	=V3AR42UQ42KF1+V3AR42UQ42-KF1.11-X1	=V3AR42UQ42UQ1.1+V3AR42UQ42UQ1.1-BGS/R	TPE	4	4	18	3		
=V3AR42UQ42UQ1.2-W1	=V3AR42UQ42KF1+V3AR42UQ42-KF1.11-X2	=V3AR42UQ42UQ1.2+V3AR42UQ42UQ1.2-BGS/R	TPE	4	4	18	2		
=V3AR42UQ42UQ1.3-W1	=V3AR42UQ42KF1+V3AR42UQ42-KF1.11-X3	=V3AR42UQ42UQ1.3+V3AR42UQ42UQ1.3-BGS/R	TPE	4	4	18	3		
=V3AR42UQ42UQ1.4-W1	=V3AR42UQ42KF1+V3AR42UQ42-KF1.11-X4	=V3AR42UQ42UQ1.4+V3AR42UQ42UQ1.4-BGS/R	TPE	4	4	18	2		
=V3AR422UQ41UQ1.1-W1	=V3AR42UQ41KF1+V3AR42UQ41-KF1.11-X1	=V3AR422UQ41UQ1.1+V3AR42UQ41UQ1.1-BGS/R	TPE	4	4	18	4		
=V3GL16UQ51BG0-W1	=V3GL16UQ51BG0+V3GL16UQ51-XG1/2	=V3GL16UQ51KF1+V3GL16UQ51-KF1.12-X1	TPE	4	4	18	3		
=V3GL16UQ51BG0-W1.1	=V3GL16UQ51BG0+V3GL16UQ51-BG01	=V3GL16UQ51BG0+V3GL16UQ51-XG1/2	TPE	4	3	18	1		
=V3GL16UQ51BG0-W1.2	=V3GL16UQ51BG0+V3GL16UQ51-BG02	=V3GL16UQ51BG0+V3GL16UQ51-XG1/2	TPE	4	3	18	1		
=V3GL16UQ51BG0-W2	=V3GL16UQ51BG0+V3GL16UQ51-XG3/4	=V3GL16UQ51KF1+V3GL16UQ51-KF1.12-X2	TPE	4	4	18	1		
=V3GL16UQ51BG0-W2.1	=V3GL16UQ51BG0+V3GL16UQ51-BG03	=V3GL16UQ51BG0+V3GL16UQ51-XG3/4	TPE	4	3	18	2		
=V3GL16UQ51BG0-W2.2	=V3GL16UQ51BG0+V3GL16UQ51-BG04	=V3GL16UQ51BG0+V3GL16UQ51-XG3/4	TPE	4	3	18	2		
=V3GL16UQ51BG0-W3	=V3GL16UQ51BG0+V3GL16UQ51-XG5/11	=V3GL16UQ51KF1+V3GL16UQ51-KF1.12-X3	TPE	4	4	18	1		
=V3GL16UQ51BG0-W3.1	=V3GL16UQ51BG0+V3GL16UQ51-BG10	=V3GL16UQ51BG0+V3GL16UQ51-XG5/11	TPE	4	3	18	2		
=V3GL16UQ51BG0-W3.2	=V3GL16UQ51BG0+V3GL16UQ51-BG11	=V3GL16UQ51BG0+V3GL16UQ51-XG5/11	TPE	4	3	18	2		
=V3GL16UQ51UQ1.1-W1	=V3GL16UQ51KF1+V3GL16UQ51-KF1.11-X1	=V3GL16UQ51UQ1.1+V3GL16UQ51UQ1.1-XGR/S	TPE	4	4	18	4		
=V3GL16UQ51UQ1.1-W1.1	=V3GL16UQ51UQ1.1+V3GL16UQ51UQ1.1-BGR	=V3GL16UQ51UQ1.1+V3GL16UQ51UQ1.1-XGR/S	TPE	4	3	18	0.5		
=V3GL16UQ51UQ1.1-W1.2	=V3GL16UQ51UQ1.1+V3GL16UQ51UQ1.1-BGS	=V3GL16UQ51UQ1.1+V3GL16UQ51UQ1.1-XGR/S	TPE	4	3	18	0.5		
=V3GL16UQ51UQ2.1-W1	=V3GL16UQ51KF1+V3GL16UQ51-KF1.11-X2	=V3GL16UQ51UQ2.1+V3GL16UQ51UQ2.1-XGR/S	TPE	4	4	18	4		
=V3GL16UQ51UQ2.1-W1.1	=V3GL16UQ51UQ2.1+V3GL16UQ51UQ2.1-BGR	=V3GL16UQ51UQ2.1+V3GL16UQ51UQ2.1-XGR/S	TPE	4	3	18	0.5		
=V3GL16UQ51UQ2.1-W1.2	=V3GL16UQ51UQ2.1+V3GL16UQ51UQ2.1-BGS	=V3GL16UQ51UQ2.1+V3GL16UQ51UQ2.1-XGR/S	TPE	4	3	18	0.5		
=V3GL16UQ51UQ6.1-W1	=V3GL16UQ51KF1+V3GL16UQ51-KF1.11-X3	=V3GL16UQ51UQ6.1+V3GL16UQ51UQ6.1-XGR/S	TPE	4	4	18	4		
=V3GL16UQ51UQ6.1-W1.1	=V3GL16UQ51UQ6.1+V3GL16UQ51UQ6.1-BGR	=V3GL16UQ51UQ6.1+V3GL16UQ51UQ6.1-XGR/S	TPE	4	3	18	0.5		
=V3GL16UQ51UQ6.1-W1.2	=V3GL16UQ51UQ6.1+V3GL16UQ51UQ6.1-BGS	=V3GL16UQ51UQ6.1+V3GL16UQ51UQ6.1-XGR/S	TPE	4	3	18	0.5		
=V3PF1BG0-W1	=V3PF1BG0+V3PF1-BG01	=V3PF1KF1+V3PF1-KF1.11-X2	TPE	4	3	18	1		
=V3PF1UQ1.1-W1	=V3PF1KF1+V3PF1-KF1.11-X1	=V3PF1UQ1.1+V3PF1UQ1.1-BGS/R	TPE	4	4	18	1		
=V3UN1BG0-W1	=V3UN1BG0+V3UN1-XG1/2	=V3UN1KF1+V3UN1-KF1.11	TPE	4	4	18	0.5		
=V3UN1BG0-W1.1	=V3UN1BG0+V3UN1-BG01	=V3UN1BG0+V3UN1-XG1/2	TPE	4	3	18	1		
=V3UN1BG0-W1.2	=V3UN1BG0+V3UN1-BG02	=V3UN1BG0+V3UN1-XG1/2	TPE	4	3	18	2		
=V3UN1BG0-W2	=V3UN1BG0+V3UN1-XG3/4	=V3UN1KF1+V3UN1-KF1.11	TPE	4	4	18	0.5		

			Date	12/22/2022	Volvo Trucks North America	Valiant TMS	Cable overview	Drawing name:	=
			Ed.	KMAFFRE					+
			Appr		P6700 Rear Wall - Cell 2V06			Document type: EMC	Project nr: 22-16148
Modification	Date	Name	Original		Replacement of / Replaced by	Scale 1:1			Page 22 / 1460

Cable overview

F10_001_VLU

Cable name	Source (from)	Target (to)	cable type	all conductors	Conductors used	Cross-section [mm]	Length [m]	remark	Graphical page of cable diagram
=V3UN1BG0-W2.1	=V3UN1BG0+V3UN1-BG03	=V3UN1BG0+V3UN1-XG3/4	TPE	4	3	18	2		
=V3UN1BG0-W2.2	=V3UN1BG0+V3UN1-BG04	=V3UN1BG0+V3UN1-XG3/4	TPE	4	3	18	5		
=V3UN1BG0-W3	=V3UN1BG0+V3UN1-XG5/6	=V3UN1KF1+V3UN1-KF1.11	TPE	4	4	18	0.5		
=V3UN1BG0-W3.1	=V3UN1BG0+V3UN1-BG05	=V3UN1BG0+V3UN1-XG5/6	TPE	4	3	18	4		
=V3UN1BG0-W3.2	=V3UN1BG0+V3UN1-BG06	=V3UN1BG0+V3UN1-XG5/6	TPE	4	3	18	3		
=V3UN1FQ1-W1	=V3KF1+V3UC11-KF11.31	=V3UN1FQ1+V3UN1-BG01	TPE	4	4	18	20		
=V3UN1PF1-W1.1	=V3UN1KF1+V3UN1-KF1.11	=V3UN1PF1+V3UN1-PF1-Branch1	TPE	4	4	18	10		
=V3UN1PF1-W1.2	=V3UN1KF1+V3UN1-KF1.11	=V3UN1PF1+V3UN1-PF1-Branch2	TPE	4	4	18	10		
=V3UQ51BG0-W1	=V3UQ51BG0+V3UQ51-XG1/2	=V3UQ51KF1+V3UQ51-KF1.12-X1	TPE	4	4	18	0.5		
=V3UQ51BG0-W1.1	=V3UQ51BG0+V3UQ51-BG01	=V3UQ51BG0+V3UQ51-XG1/2	TPE	4	3	18	2		
=V3UQ51BG0-W1.2	=V3UQ51BG0+V3UQ51-BG02	=V3UQ51BG0+V3UQ51-XG1/2	TPE	4	3	18	2		
=V3UQ51BG0-W2	=V3UQ51BG0+V3UQ51-BG03	=V3UQ51KF1+V3UQ51-KF1.12-X2	TPE	4	3	18	2		
=V3UQ51UQ1.1-W1	=V3UQ51KF1+V3UQ51-KF1.11-X1	=V3UQ51UQ1.1+V3UQ51UQ1.1-BGS/R	TPE	4	4	18	1		
=V3UQ51UQ1.2-W1	=V3UQ51KF1+V3UQ51-KF1.11-X2	=V3UQ51UQ1.2+V3UQ51UQ1.2-BGS/R	TPE	4	4	18	1		
=V3UQ51UQ2.1-W1	=V3UQ51KF1+V3UQ51-KF1.11-X3	=V3UQ51UQ2.1+V3UQ51UQ2.1-BGS/R	TPE	4	4	18	4		
=V3UQ51UQ2.2-W1	=V3UQ51KF1+V3UQ51-KF1.11-X4	=V3UQ51UQ2.2+V3UQ51UQ2.2-BGS/R	TPE	4	4	18	4		
=V3UQ51UQ3.1-W1	=V3UQ51KF1+V3UQ51-KF1.11-X5	=V3UQ51UQ3.1+V3UQ51UQ3.1-BGS/R	TPE	4	4	18	4		
=V3UQ51UQ3.2-W1	=V3UQ51KF1+V3UQ51-KF1.11-X6	=V3UQ51UQ3.2+V3UQ51UQ3.2-BGS/R	TPE	4	4	18	4		
=V3UQ51UQ4.1-W1	=V3UQ51KF1+V3UQ51-KF1.11-X7	=V3UQ51UQ4.1+V3UQ51UQ4.1-BGS/R	TPE	4	4	18	3		
=V3UQ51UQ4.2-W1	=V3UQ51KF1+V3UQ51-KF1.11-X8	=V3UQ51UQ4.2+V3UQ51UQ4.2-BGS/R	TPE	4	4	18	4		
=V3UQ52BG0-W1	=V3UQ52BG0+V3UQ52-XG1/2	=V3UQ52KF1+V3UQ52-KF1.14-X1	TPE	4	4	18	0.5		
=V3UQ52BG0-W1.1	=V3UQ52BG0+V3UQ52-BG01	=V3UQ52BG0+V3UQ52-XG1/2	TPE	4	3	18	5		
=V3UQ52BG0-W1.2	=V3UQ52BG0+V3UQ52-BG02	=V3UQ52BG0+V3UQ52-XG1/2	TPE	4	3	18	3		
=V3UQ52BG0-W2	=V3UQ52BG0+V3UQ52-BG03	=V3UQ52KF1+V3UQ52-KF1.14-X2	TPE	4	3	18	3		
=V3UQ52UQ1.1-W1	=V3UQ52KF1+V3UQ52-KF1.11-X1	=V3UQ52UQ1.1+V3UQ52UQ1.1-BGS/R	TPE	4	4	18	3		
=V3UQ52UQ1.2-W1	=V3UQ52KF1+V3UQ52-KF1.11-X2	=V3UQ52UQ1.2+V3UQ52UQ1.2-BGS/R	TPE	4	4	18	4		
=V3UQ52UQ2.1-W1	=V3UQ52KF1+V3UQ52-KF1.11-X3	=V3UQ52UQ2.1+V3UQ52UQ2.1-BGS/R	TPE	4	4	18	4		
=V3UQ52UQ2.2-W1	=V3UQ52KF1+V3UQ52-KF1.11-X4	=V3UQ52UQ2.2+V3UQ52UQ2.2-BGS/R	TPE	4	4	18	1		
=V3UQ52UQ2.3-W1	=V3UQ52KF1+V3UQ52-KF1.11-X5	=V3UQ52UQ2.3+V3UQ52UQ2.3-BGS/R	TPE	4	4	18	4		
=V3UQ52UQ2.4-W1	=V3UQ52KF1+V3UQ52-KF1.11-X6	=V3UQ52UQ2.4+V3UQ52UQ2.4-BGS/R	TPE	4	4	18	1		
=V3UQ52UQ3.1-W1	=V3UQ52KF1+V3UQ52-KF1.11-X7	=V3UQ52UQ3.1+V3UQ52UQ3.1-BGS/R	TPE	4	4	18	2		
=V3UQ52UQ3.2-W1	=V3UQ52KF1+V3UQ52-KF1.11-X8	=V3UQ52UQ3.2+V3UQ52UQ3.2-BGS/R	TPE	4	4	18	5		
=V3UQ52UQ3.3-W1	=V3UQ52KF1+V3UQ52-KF1.12-X1	=V3UQ52UQ3.3+V3UQ52UQ3.3-BGS/R	TPE	4	4	18	3		
=V3UQ52UQ3.4-W1	=V3UQ52KF1+V3UQ52-KF1.12-X2	=V3UQ52UQ3.4+V3UQ52UQ3.4-BGS/R	TPE	4	4	18	6		
=V3UQ52UQ3.5-W1	=V3UQ52KF1+V3UQ52-KF1.12-X3	=V3UQ52UQ3.5+V3UQ52UQ3.5-BGS/R	TPE	4	4	18	4		
=V3UQ52UQ3.6-W1	=V3UQ52KF1+V3UQ52-KF1.12-X4	=V3UQ52UQ3.6+V3UQ52UQ3.6-BGS/R	TPE	4	4	18	1		
=V3UQ52UQ4.1-W1	=V3UQ52KF1+V3UQ52-KF1.12-X5	=V3UQ52UQ4.1+V3UQ52UQ4.1-BGS/R	TPE	4	4	18	5		
=V3UQ52UQ4.2-W1	=V3UQ52KF1+V3UQ52-KF1.12-X6	=V3UQ52UQ4.2+V3UQ52UQ4.2-BGS/R	TPE	4	4	18	1		
=V3UQ52UQ4.3-W1	=V3UQ52KF1+V3UQ52-KF1.12-X7	=V3UQ52UQ4.3+V3UQ52UQ4.3-BGS/R	TPE	4	4	18	5		
=V3UQ52UQ4.4-W1	=V3UQ52KF1+V3UQ52-KF1.12-X8	=V3UQ52UQ4.4+V3UQ52UQ4.4-BGS/R	TPE	4	4	18	1		
=V3UQ52UQ5.1-W1	=V3UQ52KF1+V3UQ52-KF1.13-X1	=V3UQ52UQ5.1+V3UQ52UQ5.1-BGS/R	TPE	4	4	18	3		
=V3UQ52UQ5.2-W1	=V3UQ52KF1+V3UQ52-KF1.13-X2	=V3UQ52UQ5.2+V3UQ52UQ5.2-BGS/R	TPE	4	4	18	6		
=V3UQ52UQ6.1-W1	=V3UQ52KF1+V3UQ52-KF1.13-X3	=V3UQ52UQ6.1+V3UQ52UQ6.1-BGS/R	TPE	4	4	18	3		
=V3UQ52UQ6.2-W1	=V3UQ52KF1+V3UQ52-KF1.13-X4	=V3UQ52UQ6.2+V3UQ52UQ6.2-BGS/R	TPE	4	4	18	1		
=V3UQ52UQ6.3-W1	=V3UQ52KF1+V3UQ52-KF1.13-X5	=V3UQ52UQ6.3+V3UQ52UQ6.3-BGS/R	TPE	4	4	18	2		
=V3UQ52UQ6.4-W1	=V3UQ52KF1+V3UQ52-KF1.13-X6	=V3UQ52UQ6.4+V3UQ52UQ6.4-BGS/R	TPE	4	4	18	5		

Cable overview

F10_001_VLU

Cable name	Source (from)	Target (to)	cable type	all conductors	Conductors used	Cross-section [mm]	Length [m]	remark	Graphical page of cable diagram
=V3UQ52UQ6.5-W1	=V3UQ52KF1+V3UQ52-KF1.13-X7	=V3UQ52UQ6.5+V3UQ52UQ6.5-BGS/R	TPE	4	4	18	4		
=V3UQ52UQ6.6-W1	=V3UQ52KF1+V3UQ52-KF1.13-X8	=V3UQ52UQ6.6+V3UQ52UQ6.6-BGS/R	TPE	4	4	18	8		
=V4FQ1-W1			TPE	4	0	18	9		
=V4FQ1-W2			TPE	4	0	18	9		
=V4FQ1-W3			TPE	4	0	18	9		
=V4FQ1-W4			TPE	4	0	18	9		
=V4LB1BG0-W1	=V4LB1BG0+V4LB1-BG01	=V4LB1KF2+V4LB1KF2-KF2.11	TPE	4	3	18	1		
=V4LB1BG0-W2	=V4LB1BG0+V4LB1-BG02	=V4LB1KF2+V4LB1KF2-KF2.11	TPE	4	3	18	4		
=V4LB1BG0-W3	=V4LB1BG0+V4LB1-BG03	=V4LB1KF1+V4LB1-KF1.11	TPE	4	3	18	2		
=V4LB1BG0-W4	=V4LB1BG0+V4LB1-BG04	=V4LB1KF1+V4LB1-KF1.11	TPE	4	3	18	2		
=V4LB1BG0-W5	=V4LB1BG0+V4LB1-BG05	=V4LB1KF1+V4LB1-KF1.11	TPE	4	3	18	2		
=V4LB1BG0-W6	=V4LB1BG0+V4LB1-BG06	=V4LB1KF1+V4LB1-KF1.11	TPE	4	3	18	2		
=V4LB1BG0-W7	=V4LB1BG0+V4LB1-BG07	=V4LB1KF1+V4LB1-KF1.11	TPE	4	3	18	2		
=V4LB1BG0-W8	=V4LB1BG0+V4LB1-BG08	=V4LB1KF1+V4LB1-KF1.11	TPE	4	3	18	5		
=V4SF0SF1-W1	=V3WC4+V3UC14-XD18	=V4SF0SF1+V4UC91-XD1	TPE	4	4	18	25		
	=V3KF1+V3UC14-KF14.12								
=V4WR1BG0-W1	=V4WR1BG0+V4WR1-BG01	=V4WR1KF1+V4WR1-KF1.11	TPE	4	3	18	2		
=V4WR1BG0-W2	=V4WR1BG0+V4WR1-BG02	=V4WR1KF1+V4WR1-KF1.11	TPE	4	3	18	2		
=V4WR1BG0-W3	=V4WR1BG0+V4WR1-BG03	=V4WR1KF1+V4WR1-KF1.11	TPE	4	3	18	2		
=V4WR1BG0-W4	=V4WR1BG0+V4WR1-BG04	=V4WR1KF1+V4WR1-KF1.11	TPE	4	3	18	2		
=V4WR1BG0-W5	=V4WR1BG0+V4WR1-BG05	=V4WR1KF1+V4WR1-KF1.11	TPE	4	3	18	2		
=V4WR1UQ51BG0-W1	=V4WR1UQ51BG0+V4WR1UQ51-XG1/2	=V4WR1UQ51KF1+V4WR1UQ51-KF1.12-X5	TPE	4	4	18	0.5		
=V4WR1UQ51BG0-W1.1	=V4WR1UQ51BG0+V4WR1UQ51-BG01	=V4WR1UQ51BG0+V4WR1UQ51-XG1/2	TPE	4	3	18	4		
=V4WR1UQ51BG0-W1.2	=V4WR1UQ51BG0+V4WR1UQ51-BG02	=V4WR1UQ51BG0+V4WR1UQ51-XG1/2	TPE	4	3	18	2		
=V4WR1UQ51UQ1.1-W1	=V4WR1UQ51KF1+V4WR1UQ51-KF1.11-X1	=V4WR1UQ51UQ1.1+V4WR1UQ51UQ1.1-BGS/R	TPE	4	4	18	5		
=V4WR1UQ51UQ1.2-W1	=V4WR1UQ51KF1+V4WR1UQ51-KF1.11-X2	=V4WR1UQ51UQ1.2+V4WR1UQ51UQ1.2-BGS/R	TPE	4	4	18	2		
=V4WR1UQ51UQ1.3-W1	=V4WR1UQ51KF1+V4WR1UQ51-KF1.11-X3	=V4WR1UQ51UQ1.3+V4WR1UQ51UQ1.3-BGS/R	TPE	4	4	18	4		
=V4WR1UQ51UQ1.4-W1	=V4WR1UQ51KF1+V4WR1UQ51-KF1.11-X4	=V4WR1UQ51UQ1.4+V4WR1UQ51UQ1.4-BGS/R	TPE	4	4	18	4		
=V4WR1UQ51UQ1.5-W1	=V4WR1UQ51KF1+V4WR1UQ51-KF1.11-X5	=V4WR1UQ51UQ1.5+V4WR1UQ51UQ1.5-BGS/R	TPE	4	4	18	3		
=V4WR1UQ51UQ1.6-W1	=V4WR1UQ51KF1+V4WR1UQ51-KF1.11-X6	=V4WR1UQ51UQ1.6+V4WR1UQ51UQ1.6-BGS/R	TPE	4	4	18	3		
=V4WR1UQ51UQ2.1-W1	=V4WR1UQ51KF1+V4WR1UQ51-KF1.11-X7	=V4WR1UQ51UQ2.1+V4WR1UQ51UQ2.1-BGS/R	TPE	4	4	18	3		
=V4WR1UQ51UQ2.2-W1	=V4WR1UQ51KF1+V4WR1UQ51-KF1.11-X8	=V4WR1UQ51UQ2.2+V4WR1UQ51UQ2.2-BGS/R	TPE	4	4	18	3		
=V4WR1UQ51UQ2.3-W1	=V4WR1UQ51KF1+V4WR1UQ51-KF1.12-X1	=V4WR1UQ51UQ2.3+V4WR1UQ51UQ2.3-BGS/R	TPE	4	4	18	5		
=V4WR1UQ51UQ2.4-W1	=V4WR1UQ51KF1+V4WR1UQ51-KF1.12-X2	=V4WR1UQ51UQ2.4+V4WR1UQ51UQ2.4-BGS/R	TPE	4	4	18	2		
=V4WR1UQ51UQ2.5-W1	=V4WR1UQ51KF1+V4WR1UQ51-KF1.12-X3	=V4WR1UQ51UQ2.5+V4WR1UQ51UQ2.5-BGS/R	TPE	4	4	18	4		
=V4WR1UQ51UQ2.6-W1	=V4WR1UQ51KF1+V4WR1UQ51-KF1.12-X4	=V4WR1UQ51UQ2.6+V4WR1UQ51UQ2.6-BGS/R	TPE	4	4	18	1		
=V4WR1UQ52BG0-W1	=V4WR1UQ52BG0+V4WR1UQ52-XG1/2	=V4WR1UQ52KF1+V4WR1UQ52-KF1.12-X1	TPE	4	4	18	2		
=V4WR1UQ52BG0-W1.1	=V4WR1UQ52BG0+V4WR1UQ52-BG01	=V4WR1UQ52BG0+V4WR1UQ52-XG1/2	TPE	4	3	18	0.5		
=V4WR1UQ52BG0-W1.2	=V4WR1UQ52BG0+V4WR1UQ52-BG02	=V4WR1UQ52BG0+V4WR1UQ52-XG1/2	TPE	4	3	18	0.5		
=V4WR1UQ52UQ1.1-W1	=V4WR1UQ52KF1+V4WR1UQ52-KF1.11-X1	=V4WR1UQ52UQ1.1+V4WR1UQ52UQ1.1-BGS/R	TPE	4	4	18	6		
=V4WR1UQ52UQ1.2-W1	=V4WR1UQ52KF1+V4WR1UQ52-KF1.11-X2	=V4WR1UQ52UQ1.2+V4WR1UQ52UQ1.2-BGS/R	TPE	4	4	18	4		
=V4WR1UQ52UQ1.3-W1	=V4WR1UQ52KF1+V4WR1UQ52-KF1.11-X3	=V4WR1UQ52UQ1.3+V4WR1UQ52UQ1.3-BGS/R	TPE	4	4	18	3		
=V4WR1UQ52UQ1.4-W1	=V4WR1UQ52KF1+V4WR1UQ52-KF1.11-X4	=V4WR1UQ52UQ1.4+V4WR1UQ52UQ1.4-BGS/R	TPE	4	4	18	5		
=V4WR1UQ52UQ1.5-W1	=V4WR1UQ52KF1+V4WR1UQ52-KF1.11-X5	=V4WR1UQ52UQ1.5+V4WR1UQ52UQ1.5-BGS/R	TPE	4	4	18	3		
=V4WR1UQ52UQ1.6-W1	=V4WR1UQ52KF1+V4WR1UQ52-KF1.11-X6	=V4WR1UQ52UQ1.6+V4WR1UQ52UQ1.6-BGS/R	TPE	4	4	18	2		

			Date	12/22/2022	Volvo Trucks North America		Valiant TMS	Cable overview	Drawing name:	=	
			Ed.	KMAFFRE						+	
			Appr		P6700 Rear Wall - Cell 2V06				Document type: EMC	Project nr: 22-16148	Page 24
Modification	Date	Name	Original		Replacement of	Replaced by	Scale 1:1				1460

Cable overview

F10_001_VLU

Cable name	Source (from)	Target (to)	cable type	all conductors	Conductors used	Cross-section [mm]	Length [m]	remark	Graphical page of cable diagram
=V4WR1UQ52UQ1.7-W1	=V4WR1UQ52KF1+V4WR1UQ52-KF1.11-X7	=V4WR1UQ52UQ1.7+V4WR1UQ52UQ1.7-BGS/R	TPE	4	4	18	5		
=V4WR1UQ52UQ1.8-W1	=V4WR1UQ52KF1+V4WR1UQ52-KF1.11-X8	=V4WR1UQ52UQ1.8+V4WR1UQ52UQ1.8-BGS/R	TPE	4	4	18	1		
=V2FQ1-W12R	=V2FQ1+V2FQ1-BR11-R	=V2FQ1+V2FQ1-BR12-R	TPE	8	8	22	0.61		
=V2FQ1-W12T	=V2FQ1+V2FQ1-BR11-T	=V2FQ1+V2FQ1-BR12-T	TPE	8	8	22	0.61		
=V3PF1WC3-W1			TPU	3	0	12	40		
=V1AR41UQ41KF1-W1	=V1AR41UQ41KF1+V1AR41UQ41-KF1-X20	=V1AR41UQ41KF1+V1AR41UQ41-R3.CP/CS	TPU	5	5	16	2		
=V1AR41UQ42KF1-W1	=V1AR41UQ42KF1+V1AR41UQ42-KF1-X20	=V1AR41UQ42KF1+V1AR41UQ42-R3.CP/CS	TPU	5	5	16	2		
=V1AR41UR41KF1-W1			TPU	5	0	16	12		
=V1AR42UQ41KF1-W1	=V1AR42UQ41KF1+V1AR42UQ41-KF1-X20	=V1AR42UQ41KF1+V1AR42UQ41-R3.CP/CS	TPU	5	5	16	2		
=V1AR42UQ42KF1-W1	=V1AR42UQ42KF1+V1AR42UQ42-KF1-X20	=V1AR42UQ42KF1+V1AR42UQ42-R3.CP/CS	TPU	5	5	16	2		
=V1AR42UR41KF1-W1	=V2WC4+V2UC14-XD181	=V1AR42UR41KF1+V1AR42UR41-KF1.11	TPU	5	4	16	20		
=V1AR43UQ41KF1-W1	=V1AR43UQ41KF1+V1AR43UQ41-KF1-X20	=V1AR43UQ41KF1+V1AR43UQ41-R3.CP/CS	TPU	5	5	16	2		
=V1AR43UQ42KF1-W1	=V1AR43UQ42KF1+V1AR43UQ42-KF1-X20	=V1AR43UQ42KF1+V1AR43UQ42-R3.CP/CS	TPU	5	5	16	2		
=V1AR201UQ41KF1-W1	=V1AR201UQ41KF1+V1AR201UQ41-KF1-X20	=V1AR201UQ41KF1+V1AR201UQ41-R3.CP/CS	TPU	5	5	16	2		
=V1AR201UQ42KF1-W1	=V1AR201UQ42KF1+V1AR201UQ42-KF1-X20	=V1AR201UQ42KF1+V1AR201UQ42-R3.CP/CS	TPU	5	5	16	2		
=V1AR201XQ41KF1-W1	=V1AR201XQ41KF1+V1AR201XQ41-KF1-X20	=V1UQ53KF1+V1UQ53-KF1.11	TPU	5	4	16	2		
=V1FQ1-W1			TPU	5	0	16	15		
=V1PZ1PF1-W1			TPU	10	0	16	20		
=V1PZ1PF2-W1			TPU	5	0	16	8		
=V1SF0PG2-W1	=V1SF0PG2+V1UC51-XD1	=V1WC4+V1UC11-XG61	TPU	5	4	16	25		
=V1SF0PG3-W1	=V1SF0PG3+V1UC52-XD1	=V1WC4+V1UC11-XG61	TPU	5	4	16	30		
=V1U10U01KF1-W1	=V1WC4+V1UC11-XD151	=V1U10U01KF1+V1U10U01-KF1.11	TPU	5	4	16	30		
=V1UQ51KF1-W1	=V1WC4+V1UC11-XD161	=V1UQ51KF1+V1UQ51-KF1-X20	TPU	5	5	16	25		
=V1UQ52KF1-W1	=V1WC4+V1UC11-XD171	=V1UQ52KF1+V1UQ52-KF1-X20	TPU	5	5	16	30		
=V1UQ53KF1-W1	=V1WC4+V1UC11-XD181	=V1UQ53KF1+V1UQ53-KF1.11	TPU	5	4	16			
=V1WC3-W1			TPU	3	0	16	25		
=V1WC3-W2			TPU	3	0	16	5		
=V1WC3-W1			TPU	3	0	16	40		
=V1WC3-W2			TPU	3	0	16	5		
=V1WC4-W1	=V1WC4+V1UC11-XD61	=V1WC4+V1UC11-XG61	TPU	5	5	16	5		
=V1WC4-W1	=V1WC4+V1UC11-XD51	=V1WC4+V1UC32-XD1	TPU	5	4	16	15		
=V1WR1UQ51KF1-W1	=V1WC4+V1UC46-XD51	=V1WR1UQ51KF1+V1WR1UQ51-KF1-X20	TPU	5	5	16	15		
=V1WR1UQ52KF1-W1	=V1WC4+V1UC46-XD52	=V1WR1UQ52KF1+V1WR1UQ52-KF1-X20	TPU	5	5	16	15		
=V1WR2UQ51KF1-W1	=V1WC4+V1UC47-XD51	=V1WR2UQ51KF1+V1WR2UQ51-KF1-X20	TPU	5	5	16	15		
=V1WR2UQ52KF1-W1	=V1WC4+V1UC47-XD52	=V1WR2UQ52KF1+V1WR2UQ52-KF1-X20	TPU	5	5	16	15		
=V2AR41UQ41KF1-W1	=V2AR41UQ41KF1+V2AR41UQ41-KF1-X20	=V2AR41UQ41KF1+V2AR41UQ41-R3.CP/CS	TPU	5	5	16	2		
=V2AR41UQ42KF1-W1	=V2AR41UQ42KF1+V2AR41UQ42-KF1-X20	=V2AR41UQ42KF1+V2AR41UQ42-R3.CP/CS	TPU	5	5	16	2		
=V2CL1KF1-W1	=V2WC4+V2UC14-XD151	=V2CL1KF1+V2CL1-KF1.11	TPU	5	4	16	20		
=V2CL1KF2-W1	=V2CL1KF1+V2CL1-KF1.11	=V2CL1KF2+V2CL1-KF2.11	TPU	5	5	16	30		
=V2FQ1-W1			TPU	5	0	16	25		
=V2PZ1PF1-W1			TPU	5	0	16	8		
=V2PZ1PF2-W1			TPU	5	0	16	8		
=V2PZ1PF3-W1			TPU	5	0	16	8		
=V2PZ1PF4-W1			TPU	5	0	16	8		
=V2PZ1PF5-W1			TPU	5	0	16	8		
=V2SF0PG2-W1	=V1WC4+V1UC11-XD81	=V2SF0PG2+V2UC51-XG1	TPU	5	5	16	20		

			Date	12/22/2022	Volvo Trucks North America	Valiant TMS	Cable overview	Drawing name:	=
			Ed.	KMAFFRE					+
			Appr		P6700 Rear Wall - Cell 2V06			Document type: EMC	Project nr: 22-16148 Page 25
Modification	Date	Name	Original		Replacement of / Replaced by	Scale 1:1			1460

Cable overview

F10_001_VLU

Cable name	Source (from)	Target (to)	cable type	all conductors	Conductors used	Cross-section [mm]	Length [m]	remark	Graphical page of cable diagram
=V2SF0PG2-W1.2	=V2SF0PG2+V2UC51-XD1	=V2SF0PG2+V2UC51-XG1	TPU	5	4	16	1		
=V2SF0SF2-W1	=V2SF0SF2+V2UC72-XD1	=V3KF1+V3UC14-KF14.31	TPU	12	12	16	40		
		=V3KF1+V3UC14-KF14.12							
		=V3WC4+V3UC14-XD15							
		=V3KF1+V3UC14-PE							
		=V3WC4+V3UC14-XD10							
=V2SF0SF3-W1	=V2SF0SF3+V2UC73-XD1	=V3KF1+V3UC14-KF14.31	TPU	12	12	16	30		
		=V3KF1+V3UC14-KF14.12							
		=V3WC4+V3UC14-XD15							
		=V3KF1+V3UC14-PE							
		=V3WC4+V3UC14-XD10							
=V2SF0SF4-W1	=V2KF1+V2UC14-KF14.31	=V2SF0SF4+V2UC74-XD1	TPU	12	12	16	30		
	=V2KF1+V2UC14-KF14.12								
	=V2WC4+V2UC14-XD15								
	=V2KF1+V2UC14-PE								
	=V2WC4+V2UC14-XD10								
=V2SF0SF5-W1	=V2KF1+V2UC14-KF14.31	=V2SF0SF5+V2UC75-XD1	TPU	12	12	16	25		
	=V2KF1+V2UC14-KF14.12								
	=V2WC4+V2UC14-XD15								
	=V2KF1+V2UC14-PE								
	=V2WC4+V2UC14-XD10								
=V2U35U01KF1-W1	=V2WC4+V2UC14-XD161	=V2U35U01KF1+V2U35U01-KF1.11	TPU	5	4	16	25		
=V2WC3-W1			TPU	3	0	16	46		
=V2WC3-W2			TPU	3	0	16	5		
=V2WC4-W1			TPU	5	0	16	10		
=V2WR1KF1-W1	=V2WC4+V2UC14-XD171	=V2WR1KF1+V2WR1-KF1.11	TPU	5	4	16	15		
=V2WR1KF2-W1	=V2WR1KF1+V2WR1-KF1.11	=V2WR1KF2+V2WR1-KF2.11	TPU	5	5	16	2		
=V2WR1UQ51KF1-W1	=V2WC4+V2UC46-XD51	=V2WR1UQ51KF1+V2WR1UQ51-KF1-X20	TPU	5	5	16	5		
=V2WR1UQ52KF1-W1	=V2WC4+V2UC46-XD52	=V2WR1UQ52KF1+V2WR1UQ52-KF1-X20	TPU	5	5	16	5		
=V3AR11UQ41KF1-W1	=V3AR11UQ41KF1+V3AR11UQ41-KF1-X20	=V3AR11UQ41KF1+V3AR11UQ41-R3.CP/CS	TPU	5	5	16	2		
=V3AR41UQ41KF1-W1	=V3AR41UQ41KF1+V3AR41UQ41-KF1-X20	=V3AR41UQ41KF1+V3AR41UQ41-R3.CP/CS	TPU	5	5	16	2		
=V3AR41UQ42KF1-W1	=V3AR41UQ42KF1+V3AR41UQ42-KF1-X20	=V3AR41UQ42KF1+V3AR41UQ42-R3.CP/CS	TPU	5	5	16	2		
=V3AR42UQ41KF1-W1	=V3AR42UQ41KF1+V3AR42UQ41-KF1-X20	=V3AR42UQ41KF1+V3AR42UQ41-R3.CP/CS	TPU	5	5	16	2		
=V3AR42UQ42KF1-W1	=V3AR42UQ42KF1+V3AR42UQ42-KF1-X20	=V3AR42UQ42KF1+V3AR42UQ42-R3.CP/CS	TPU	5	5	16	2		
=V3FQ1-W1			TPU	5	0	16	12		
=V3FQ1-W2	=V3FQ1+V3FQ1BG1-BG1-X2	=V3FQ1+V3FQ1BG2-BG2-X1	TPU	5	5	16	20		
=V3FQ1-W3	=V3FQ1+V3FQ1BG2-BG2-X2	=V3FQ1+V3FQ1BG3-BG3-X1	TPU	5	5	16	25		
=V3FQ1-W4	=V3FQ1+V3FQ1BG3-BG3-X2	=V3FQ1+V3FQ1BG4-BG4-X1	TPU	5	5	16	30		
=V3GL16UQ51KF1-W1	=V3WC4+V3UC14-XD171	=V3GL16UQ51KF1+V3GL16UQ51-KF1-X20	TPU	5	5	16	20		
=V3PF1KF1-W1	=V3WC4+V3UC14-XD151	=V3PF1KF1+V3PF1-KF1-X20	TPU	5	5	16	2		
=V3UN1KF1-W1	=V3WC4+V3UC11-XD171	=V3UN1KF1+V3UN1-KF1.11	TPU	5	4	16	30		
=V3UQ51KF1-W1	=V3WC4+V3UC11-XD151	=V3UQ51KF1+V3UQ51-KF1-X20	TPU	5	5	16	1		

			Date	12/22/2022	Volvo Trucks North America		Valiant TMS	Cable overview	Drawing name:	=	
			Ed.	KMAFFRE						+	
			Appr		P6700 Rear Wall - Cell 2V06				Document type: EMC	Project nr: 22-16148	Page 26
Modification	Date	Name	Original		Replacement of	Replaced by	Scale 1:1				1460

Cable overview

F10_001_VLU

Cable name	Source (from)	Target (to)	cable type	all conductors	Conductors used	Cross-section [mm]	Length [m]	remark	Graphical page of cable diagram
=V3UQ52KF1-W1	=V3WC4+V3UC11-XD161	=V3UQ52KF1+V3UQ52-KF1-X20	TPU	5	5	16	1		
=V3WC4-W1	=V3WC4+V3UC11-XD51	=V3WC4+V3UC32-XD1	TPU	5	4	16	10		
=V4LB1KF1-W1	=V4LB1KF1+V4LB1-KF1.11	=V4LB1KF2+V4LB1KF2-KF2.11	TPU	5	5	16	1		
=V4LB1KF2-W1	=V3WC4+V3UC14-XD161	=V4LB1KF2+V4LB1KF2-KF2.11	TPU	5	4	16			
=V4PZ1PF1-W1			TPU	5	0	16	8		
=V4WC3-W1			TPU	3	0	16	40		
=V4WC3-W2			TPU	3	0	16	5		
=V4WR1KF1-W1	=V3WC4+V3UC14-XD181	=V4WR1KF1+V4WR1-KF1.11	TPU	5	4	16	25		
=V4WR1UQ51KF1-W1	=V4WC4+V4UC46-XD51	=V4WR1UQ51KF1+V4WR1UQ51-KF1-X20	TPU	5	5	16	1		
=V4WR1UQ52KF1-W1	=V4WC4+V4UC46-XD52	=V4WR1UQ52KF1+V4WR1UQ52-KF1-X20	TPU	5	5	16	1		
=V1SF0SF1-W1	=V1KF1+V1UC11-KF11.14	=V1SF0SF1+V1UC71-SF1	TPU	8	8	24	20		
	=V1WC4+V1UC11-XD13								
	=V1KF1+V1UC11-KF11.32								
	=V1WC4+V1UC11-XD10								
=V2SF0SF1-W1	=V2KF1+V2UC14-KF14.12	=V2SF0SF1+V2UC71-SF1	TPU	8	8	24	20		
	=V2WC4+V2UC14-XD15								
	=V2KF1+V2UC14-KF14.31								
	=V2WC4+V2UC14-XD10								
=V4GL11WC1-W1		=V4GL11WC1+V4GL11UC01-PE	ÖLFLEX® TRAY II	4	3	14	50		
	=V4GL11+V3UC11-FC1	=V4GL11WC1+V4GL11UC01-Q1							

			Date	12/22/2022	Volvo Trucks North America	Valiant TMS	Cable overview	Drawing name:	=
			Ed.	KMAFFRE					+
			Appr		P6700 Rear Wall - Cell 2V06			Document type: EMC	Project nr: 22-16148
Modification	Date	Name	Original		Replacement of / Replaced by	Scale 1:1			Page 27 / 1460

Parts list

F01_001

Device tag	Quantity	Designation	Type number	Supplier	Part number
	25	Mounting rail EN 50 022 (35x7,5)	TS 35_7,5		TS 35_7,5

Parts list

F01_001

Device tag	Quantity	Designation	Type number	Supplier	Part number
=KH0-W1-XD2	1	MALE 5-PIN M12 FIELD ATTACHABLE CONNECTOR	BS 8251-0/PG9	TURCK	TUR.BS 8251-0/PG9

+/1

+UC31/1

			Date	10/28/2022	Volvo Trucks North America	Valiant TMS	Parts list : TUR.BS 8251-0/PG9 - TUR.BS 8251-0/PG9	Drawing name:	=	
			Ed.	KMAFFRE					+ KH0	
			Appr		P6700 Rear Wall - Cell 2V06			Document type: EPB	Project nr: 22-16148	Page 1
Modification	Date	Name	Original		Replacement of / Replaced by	Scale 1:1				1460

Parts list

F01_001

Device tag	Quantity	Designation	Type number	Supplier	Part number
=KF0-M1	1	Ground bar kit, 5 positions.	ECGB5	SIE	US2.ECGB5
=KF0-M1	1	Wiring Duct Covers, PVC	C1.5LG6	PAN	PAN.C1.5LG6
=KF0-M1	1	Wiring Duct Covers, PVC	C1LG6	PAN	PAN.C1LG6
=KF0-M1	1	Wide Slotted Wiring Duct, PVC	G1.5X4LG6	PAN	PAN.G1.5X4LG6
=KF0-M1	1	Wide Slotted Wiring Duct, PVC	G1X4LG6	PAN	PAN.G1X4LG6
=KF0-M1	1	STAND.SECTIONAL RAIL 35MM, LENGTH 483MM	6ES5710-8MA11	Siemens AG	SIE.6ES5710-8MA11
=KF0-UC31	1	PC PC enclosure system, WHD: 800x1600x600 mm, Sheet steel	PC.5386050	RIT	RIT.5386050
=KF0-UC31	1				TS 8617.580
=KF0-UC31	1				TS 8640.003
=KF0-UC31	1				TS 8640.033
=KF0-UC91	1	Pushbutton Enclosure, Type 12, 4PB, 22.5mm holes, 10.00Hx3.25Wx2.75D, Gray, Steel	E4PBG	HOFFMAN	HOF.E4PBG
=KF0-UC91	1	Hol-Sealers Hole Seal, 1.22" diameter, Gray, Steel	ASPBG	HOFFMAN	ASPBG
=KF0-UC92	1	Pushbutton Enclosure, Type 12, 4PB, 22.5mm holes, 10.00Hx3.25Wx2.75D, Gray, Steel	E4PBG	HOFFMAN	HOF.E4PBG
=KF0-UC92	1	LEGEND PLATET KTC15-1005	KTC15-1005		ABB.1SFA616915R1005
=KF0-UC92	1	Hol-Sealers Hole Seal, 1.22" diameter, Gray, Steel	ASPBG	HOFFMAN	ASPBG
=KF0KF1-KF1.31	1	CPU 1517F-3 PN/DP, 3MB PROG., 8MB DATA	6ES7517-3FP00-0AB0	SIE	SIE.6ES7517-3FP00-0AB0
=KF0KF1-KF1.31	1	SIMATIC S7 MEMORY CARD, 2 GB	6ES7954-8LP03-0AA0	SIE	SIE.6ES7954-8LP03-0AA0
=KF0KF1-KF1.31	1	MOUNTING RAIL 245MM (9.6")	6ES7590-1AC40-0AA0	SIE	SIE.6ES7590-1AC40-0AA0
=KF0KF1-KF31	1				SIE.6ES7155-6AA01-0BN0_subassembly
=KF0KF1-KF31	1	ET200SP, SERVERMODULE	6ES7193-6PA00-0AA0		SIE.6ES7193-6PA00-0AA0
=KF0KF1-KF31.11	1	ET 200SP, DI 16x 24V DC ST, PU 1	6ES7131-6BH01-0BA0	SIE	SIE.6ES7131-6BH01-0BA0
=KF0KF1-KF31.11	1	BASEUNIT TYPE A0, BU15-P16+A0+2D	6ES7193-6BP00-0DA0	SIE	SIE.6ES7193-6BP00-0DA0
=KF0KF1-KF31.21	1	ET 200SP, DQ 16x 24V DC/0,5A ST, PU 1	6ES7132-6BH01-0BA0	SIE	SIE.6ES7132-6BH01-0BA0
=KF0KF1-KF31.21	1	BASEUNIT TYPE A0, BU15-P16+A0+2D	6ES7193-6BP00-0DA0	SIE	SIE.6ES7193-6BP00-0DA0
=KF0KF1-KF31.31	1	ET 200SP, El-Mod., F-DI 8x24VDC HF	6ES7136-6BA01-0CA0	SIE	SIE.6ES7136-6BA01-0CA0
=KF0KF1-KF31.31	1	BASEUNIT TYPE A0, BU15-P16+A0+2D	6ES7193-6BP00-0DA0	SIE	SIE.6ES7193-6BP00-0DA0
=KF0KF1-KF99.31	1	SCALANCE S615	6GK5615-0AA00-2AA2	SIE	SIE.6GK5615-0AA00-2AA2
=KF0KF1-KF100.31	1	SCALANCE XC216	6GK5216-0BA00-2AC2	SIE	SIE.6GK5216-0BA00-2AC2
=KF0KF1-KF100.31-P6	1	Profinet cable - RJ45 plug to M12 Female receptacle; 1m long	RJ45S FKSDED 423-1M	TURCK	TUR.RJ45S FKSDED 423-1M
=KF0KF1-KF100.31-P7	1	Profinet cable - RJ45 plug to M12 Female receptacle; 1m long	RJ45S FKSDED 423-1M	TURCK	TUR.RJ45S FKSDED 423-1M
=KF0KF1-KF100.31-P8	1	Profinet cable - RJ45 plug to M12 Female receptacle; 1m long	RJ45S FKSDED 423-1M	TURCK	TUR.RJ45S FKSDED 423-1M
=KF0KF1-KF100.31-P9	1	Profinet cable - RJ45 plug to M12 Female receptacle; 1m long	RJ45S FKSDED 423-1M	TURCK	TUR.RJ45S FKSDED 423-1M
=KF0KF1-KF100.31-P10	1	Profinet cable - RJ45 plug to M12 Female receptacle; 1m long	RJ45S FKSDED 423-1M	TURCK	TUR.RJ45S FKSDED 423-1M
=KF0KF1-KF100.31-P11	1	Profinet cable - RJ45 plug to M12 Female receptacle; 1m long	RJ45S FKSDED 423-1M	TURCK	TUR.RJ45S FKSDED 423-1M
=KF0KF1-KF100.31-P12	1	Profinet cable - RJ45 plug to M12 Female receptacle; 1m long	RJ45S FKSDED 423-1M	TURCK	TUR.RJ45S FKSDED 423-1M
=KF0KF1-KF100.31-P13	1	Profinet cable - RJ45 plug to M12 Female receptacle; 1m long	RJ45S FKSDED 423-1M	TURCK	TUR.RJ45S FKSDED 423-1M
=KF0KF1-KF100.31-P14	1	Profinet cable - RJ45 plug to M12 Female receptacle; 1m long	RJ45S FKSDED 423-1M	TURCK	TUR.RJ45S FKSDED 423-1M
=KF0KF1-KF100.31-P15	1	Profinet cable - RJ45 plug to M12 Female receptacle; 1m long	RJ45S FKSDED 423-1M	TURCK	TUR.RJ45S FKSDED 423-1M
=KF0KF1-KF100.31-P16	1	Profinet cable - RJ45 plug to M12 Female receptacle; 1m long	RJ45S FKSDED 423-1M	TURCK	TUR.RJ45S FKSDED 423-1M
=KF0KF1-XG1	1				4000-73000-0180000
=KF0KF1-XG2	1				4000-73000-0180000
=KF0PZ1-PF1	1	Signaling column connection element for pipe mounting incl. end cover and seal	8WD4408-0AA	SIE	SIE.8WD4408-0AA
=KF0PZ1-PF1	1	Tube with foot, tube length 100 mm, accessory for signaling columns 8WD44, D=70 mm	8WD4308-0DA	SIEMENS	SIE.8WD4308-0DA
=KF0PZ1-PF1	1	Signaling column multifunctional siren element different sounds can be set 24 V	8WD4420-0EA2		SIE.8WD4420-0EA2
=KF0PZ1-PF1	1	Signaling column continuous light element LED red, 24 V AC/DC	8WD4420-5AB	SIE	SIE.8WD4420-5AB
=KF0PZ1-PF1	1	Signaling column continuous light element LED green, 24 V AC/DC	8WD4420-5AC	SIE	SIE.8WD4420-5AC
=KF0WC3-FC1	1	Miniature Circuit Breaker - SU200 M - 1P - C - 10 A	SU201M-C10	ABB	ABB.2CDS271337R0104
=KF0WC3-FC1	1	S2C-H6RU - Auxiliary Contact	S2C-H6RU	ABB	ABB.2CDS200914R0001
=KF0WC3-FC2	1	Miniature Circuit Breaker - SU200 M - 1P - C - 10 A	SU201M-C10	ABB	ABB.2CDS271337R0104
=KF0WC3-FC2	1	S2C-H6RU - Auxiliary Contact	S2C-H6RU	ABB	ABB.2CDS200914R0001
=KF0WC4-FC11	1	SITOP PSE200U	6EP1961-2BA41	SIE	SIE.6EP1961-2BA41
=KF0WC4-GA1	1	SITOP UPS1600	6EP4134-3AB00-2AY0		SIE.6EP4134-3AB00-2AY0
=KF0WC4-GB1	1	SITOP UPS1100	6EP4134-0GB00-0AY0	SIE	SIE.6EP4134-0GB00-0AY0
=KF0WC4-TA1	1	SITOP PSU6200 1ph 24 V/20 A	6EP3336-7SB00-3AX0		SIE.6EP3336-7SB00-3AX0

Parts list

F01_001

Device tag	Quantity	Designation	Type number	Supplier	Part number
=KF0FQ0-SF1	1	EMERGENCY STOP CE4T-10R-02	CE4T-10R-02	ABB	ABB.1SFA619550R1051
=KF0FQ0-SF1	1	LEGEND PLATET KTC15-1005	KTC15-1005		ABB.1SFA616915R1005
=KF0SF1-SF5	1	PUSHBUTTON CP1-10G-20	CP1-10G-20	ABB	ABB.1SFA619100R1022
=KF0SF1-SF6	1	PUSHBUTTON CP1-10Y-20	CP1-10Y-20	ABB	ABB.1SFA619100R1023

+UC31/1

+.UC92/1

			Date	10/21/2022	Volvo Trucks North America		Valiant TMS	Parts list : ABB.1SFA619550R1051 - ABB.1SFA619100R1023	Drawing name: =2V06&EFS_EL	=	
			Ed.	MKLEPADLO						+ UC31UC91	
			Appr		P6700 Rear Wall - Cell 2V06		Scale 1:1		Document type: EPB	Project nr: 22-16148	Page 1
Modification	Date	Name	Original		Replacement of	Replaced by					1460

Parts list

F01_001

Device tag	Quantity	Designation	Type number	Supplier	Part number
=KF0SF1-SF1/PF1	1	PUSHBUTTON CP1-11R-10 24V AC/DC	CP1-11R-10	ABB	ABB.1SFA619100R1111
=KF0SF1-SF2	1	PUSHBUTTON CP1-10B-20	CP1-10B-20	ABB	ABB.1SFA619100R1026
=KF0SF1-SF3/PF3	1	PUSHBUTTON CP1-11C-10	CP1-11C-10	ABB	ABB.1SFA619100R1118
=KF0SF1-SF4	1	SELECTOR SWITCH C2SS1-10B-10	C2SS1-10B-10	ABB	ABB.1SFA619200R1016

Parts list

F01_001

Device tag	Quantity	Designation	Type number	Supplier	Part number
=FQ0V1SF1S01-SF1	1	EMERGENCY STOP CE4T-10R-02	CE4T-10R-02	ABB	ABB.1SFA619550R1051
=FQ0V1SF1S01-SF1	1	LEGEND PLATET KTC15-1005	KTC15-1005		ABB.1SFA616915R1005
=FQ0V2SF1S01-SF1	1	EMERGENCY STOP CE4T-10R-02	CE4T-10R-02	ABB	ABB.1SFA619550R1051
=FQ0V2SF1S01-SF1	1	LEGEND PLATET KTC15-1005	KTC15-1005		ABB.1SFA616915R1005
=FQ0V3SF1S01-SF1	1	EMERGENCY STOP CE4T-10R-02	CE4T-10R-02	ABB	ABB.1SFA619550R1051
=FQ0V3SF1S01-SF1	1	LEGEND PLATET KTC15-1005	KTC15-1005		ABB.1SFA616915R1005

+UC31UC92/1

+V1AR21XQ11UC01/1

			Date	10/21/2022	Volvo Trucks North America	Valiant TMS	Parts list : ABB.1SFA619550R1051 - ABB.1SFA616915R1005	Drawing name: =2V06&EFS_EL	=	
			Ed.	MKLEPADLO					+ UC32	
			Appr		P6700 Rear Wall - Cell 2V06			Document type: EPB	Project nr: 22-16148	Page 1
Modification	Date	Name	Original		Replacement of	Replaced by	Scale 1:1			1460

Parts list

F01_001

Device tag	Quantity	Designation	Type number	Supplier	Part number
=V1AR21XQ11WC1-XG1	1	Surface socket-outlet		ABB	ABB.2CMA193115R1000

+UC32/1

+.AR41UQ41/1

			Date	10/21/2022	Volvo Trucks North America	Valiant TMS	Parts list : ABB.2CMA193115R1000 - ABB.2CMA193115R1000	Drawing name: =2V06&EFS_EL	=	
			Ed.	MKLEPADLO					+ V1AR21XQ11UC01	
			Appr		P6700 Rear Wall - Cell 2V06			Document type: EPB	Project nr: 22-16148	Page 1
Modification	Date	Name	Original		Replacement of / Replaced by	Scale 1:1				1460

Parts list

F01_001

Device tag	Quantity	Designation	Type number	Supplier	Part number
=V1AR41UQ41BG0-BG01	1	Inductive sensor	NI50U-CK40-AP6X2-H1141/S1590 W/BS4_A	Turck	TUR.1625891
=V1AR41UQ41BG0-BG02	1	Inductive sensor	NI50U-CK40-AP6X2-H1141/S1590 W/BS4_A	Turck	TUR.1625891
=V1AR41UQ41BG0-BG03	1	Inductive sensor	NI50U-CK40-AP6X2-H1141/S1590 W/BS4_A	Turck	TUR.1625891
=V1AR41UQ41BG0-BG04	1	Inductive sensor	NI50U-CK40-AP6X2-H1141/S1590 W/BS4_A	Turck	TUR.1625891
=V1AR41UQ41BG0-BG05	1	Inductive sensor	NI50U-CK40-AP6X2-H1141/S1590 W/BS4_A	Turck	TUR.1625891
=V1AR41UQ41BG0-BG06	1	Inductive sensor	NI50U-CK40-AP6X2-H1141/S1590 W/BS4_A	Turck	TUR.1625891
=V1AR41UQ41BG0-BG07	1	Inductive sensor	NI50U-CK40-AP6X2-H1141/S1590 W/BS4_A	Turck	TUR.1625891
=V1AR41UQ41BG0-BG08	1	Inductive sensor	NI50U-CK40-AP6X2-H1141/S1590 W/BS4_A	Turck	TUR.1625891
=V1AR41UQ41BG0-BG09	1	Inductive sensor	NI50U-CK40-AP6X2-H1141/S1590 W/BS4_A	Turck	TUR.1625891
=V1AR41UQ41BG0-BG10	1	Inductive sensor	NI50U-CK40-AP6X2-H1141/S1590 W/BS4_A	Turck	TUR.1625891
=V1AR41UQ41BG0-BG11	1	Inductive sensor	NI15U-MT18M-AP6X2-H1141/S1589	Turck	TUR.1652920
=V1AR41UQ41BG0-BG12	1	Inductive sensor	NI15U-MT18M-AP6X2-H1141/S1589	Turck	TUR.1652920
=V1AR41UQ41BG0-BG13	1	Inductive sensor	NI15U-MT18M-AP6X2-H1141/S1589	Turck	TUR.1652920
=V1AR41UQ41BG0-BG14	1	Inductive sensor	NI15U-MT18M-AP6X2-H1141/S1589	Turck	TUR.1652920
=V1AR41UQ41BG0-BG15	1	Inductive sensor	NI50U-CK40-AP6X2-H1141/S1590 W/BS4_A	Turck	TUR.1625891
=V1AR41UQ41BG0-BG16	1	Inductive sensor	NI50U-CK40-AP6X2-H1141/S1590 W/BS4_A	Turck	TUR.1625891
=V1AR41UQ41BG0-BG17	1	Inductive sensor	NI50U-CK40-AP6X2-H1141/S1590 W/BS4_A	Turck	TUR.1625891
=V1AR41UQ41BG0-BG18	1	Inductive sensor	NI50U-CK40-AP6X2-H1141/S1590 W/BS4_A	Turck	TUR.1625891
=V1AR41UQ41BG0-XG1/2	1	Y splitter	U2-30676	TURCK	TUR.VB2-FSM 4.4/2FKM 4/S3450
=V1AR41UQ41BG0-XG3/4	1	Y splitter	U2-30676	TURCK	TUR.VB2-FSM 4.4/2FKM 4/S3450
=V1AR41UQ41BG0-XG5/6	1	Y splitter	U2-30676	TURCK	TUR.VB2-FSM 4.4/2FKM 4/S3450
=V1AR41UQ41BG0-XG7/8	1	Y splitter	U2-30676	TURCK	TUR.VB2-FSM 4.4/2FKM 4/S3450
=V1AR41UQ41BG0-XG9/10	1	Y splitter	U2-30676	TURCK	TUR.VB2-FSM 4.4/2FKM 4/S3450
=V1AR41UQ41BG0-XG11/12	1	Y splitter	U2-30676	TURCK	TUR.VB2-FSM 4.4/2FKM 4/S3450
=V1AR41UQ41BG0-XG13/14	1	Y splitter	U2-30676	TURCK	TUR.VB2-FSM 4.4/2FKM 4/S3450
=V1AR41UQ41BG0-XG15/16	1	Y splitter	U2-30676	TURCK	TUR.VB2-FSM 4.4/2FKM 4/S3450
=V1AR41UQ41BG0-XG17/18	1	Y splitter	U2-30676	TURCK	TUR.VB2-FSM 4.4/2FKM 4/S3450
=V1AR41UQ41KF1-KF1	0	Bus node	CPX-FB33	FES	FES.548755
=V1AR41UQ41KF1-KF1	0	Interlinking block	CPX-M-GE-EV-S-7/8-5POL	FES	FES.550208
=V1AR41UQ41KF1-KF1.11	0	Manifold block	CPX-M-AB-8-M12X2-5POL	FES	FES.549335
=V1AR41UQ41KF1-KF1.12	0	Manifold block	CPX-M-AB-8-M12X2-5POL	FES	FES.549335
=V1AR41UQ41KF1-KF1.13	0	Manifold block	CPX-M-AB-8-M12X2-5POL	FES	FES.549335

Parts list

F01_001

Device tag	Quantity	Designation	Type number	Supplier	Part number
=V1AR41UQ41UQ1.1-BGS/R	1	Inductive sensor Monitoring Kit for Power Clamps	1324638	TUNKERS	TUN.1324638

+V1AR41UQ41/1

+.AR41UQ41UQ1.2/1

			Date	10/21/2022	Volvo Trucks North America		Valiant TMS	Parts list : TUN.1324638 - TUN.1324638	Drawing name: =2V06&EFS_EL	=	
			Ed.	MKLEPADLO						+ V1AR41UQ41UQ1.1	
			Appr		P6700 Rear Wall - Cell 2V06				Document type: EPB	Project nr: 22-16148	Page 1
Modification	Date	Name	Original		Replacement of	Replaced by	Scale 1:1				1460

Parts list

F01_001

Device tag	Quantity	Designation	Type number	Supplier	Part number
=V1AR41UQ41UQ1.2-BGS/R	1	Inductive sensor Monitoring Kit for Power Clamps	1324638	TUNKERS	TUN.1324638

+.AR41UQ41UQ1.1/1

+.AR41UQ41UQ1.3/1

			Date	10/21/2022	Volvo Trucks North America		Valiant TMS	Parts list : TUN.1324638 - TUN.1324638	Drawing name: =2V06&EFS_EL	=	
			Ed.	MKLEPADLO						+ V1AR41UQ41UQ1.2	
			Appr		P6700 Rear Wall - Cell 2V06				Document type: EPB	Project nr: 22-16148	Page 1
Modification	Date	Name	Original		Replacement of	Replaced by	Scale 1:1				1460

Parts list

F01_001

Device tag	Quantity	Designation	Type number	Supplier	Part number
=V1AR41UQ41UQ1.3-BGS/R	1	Inductive sensor Monitoring Kit for Power Clamps	1324638	TUNKERS	TUN.1324638

+.AR41UQ41UQ1.2/1

+.AR41UQ41UQ1.4/1

			Date	10/21/2022	Volvo Trucks North America		Valiant TMS	Parts list : TUN.1324638 - TUN.1324638	Drawing name: =2V06&EFS_EL	=	
			Ed.	MKLEPADLO						+ V1AR41UQ41UQ1.3	
			Appr		P6700 Rear Wall - Cell 2V06				Document type: EPB	Project nr: 22-16148	Page 1
Modification	Date	Name	Original		Replacement of	Replaced by	Scale 1:1				1460

Parts list

F01_001

Device tag	Quantity	Designation	Type number	Supplier	Part number
=V1AR41UQ41UQ1.4-BGS/R	1	Inductive sensor Monitoring Kit for Power Clamps	1324638	TUNKERS	TUN.1324638

+.AR41UQ41UQ1.3/1

+.AR41UQ41UQ1.5/1

			Date	10/21/2022	Volvo Trucks North America		Valiant TMS	Parts list : TUN.1324638 - TUN.1324638	Drawing name: =2V06&EFS_EL	=	
			Ed.	MKLEPADLO						+ V1AR41UQ41UQ1.4	
			Appr		P6700 Rear Wall - Cell 2V06				Document type: EPB	Project nr: 22-16148	Page 1
Modification	Date	Name	Original		Replacement of	Replaced by	Scale 1:1				1460

Parts list

F01_001

Device tag	Quantity	Designation	Type number	Supplier	Part number
=V1AR41UQ41UQ1.5-BGS/R	1	Inductive sensor Monitoring Kit for Power Clamps	1324638	TUNKERS	TUN.1324638

+.AR41UQ41UQ1.4/1

+.AR41UQ41UQ1.6/1

			Date	10/21/2022	Volvo Trucks North America		Valiant TMS	Parts list : TUN.1324638 - TUN.1324638	Drawing name: =2V06&EFS_EL	=	
			Ed.	MKLEPADLO						+ V1AR41UQ41UQ1.5	
			Appr		P6700 Rear Wall - Cell 2V06				Document type: EPB	Project nr: 22-16148	Page 1
Modification	Date	Name	Original		Replacement of	Replaced by	Scale 1:1				1460

Parts list

F01_001

Device tag	Quantity	Designation	Type number	Supplier	Part number
=V1AR41UQ41UQ1.6-BGS/R	1	Inductive sensor Monitoring Kit for Power Clamps	1324638	TUNKERS	TUN.1324638

+.AR41UQ41UQ1.5/1

+.AR41UQ41UQ2.1/1

			Date	10/21/2022	Volvo Trucks North America		Valiant TMS	Parts list : TUN.1324638 - TUN.1324638	Drawing name: =2V06&EFS_EL	=	
			Ed.	MKLEPADLO						+ V1AR41UQ41UQ1.6	
			Appr		P6700 Rear Wall - Cell 2V06				Document type: EPB	Project nr: 22-16148	Page 1
Modification	Date	Name	Original		Replacement of	Replaced by	Scale 1:1				1460

Parts list

F01_001

Device tag	Quantity	Designation	Type number	Supplier	Part number
=V1AR41UQ41UQ2.1-BGS/R	1	Inductive sensor Monitoring Kit for Power Clamps	1324638	TUNKERS	TUN.1324638

+.AR41UQ41UQ1.6/1

+.AR41UQ41UQ2.2/1

			Date	10/21/2022	Volvo Trucks North America		Valiant TMS	Parts list : TUN.1324638 - TUN.1324638	Drawing name: =2V06&EFS_EL	=	
			Ed.	MKLEPADLO						+ V1AR41UQ41UQ2.1	
			Appr		P6700 Rear Wall - Cell 2V06				Document type: EPB	Project nr: 22-16148	Page 1
Modification	Date	Name	Original		Replacement of	Replaced by	Scale 1:1				1460

Parts list

F01_001

Device tag	Quantity	Designation	Type number	Supplier	Part number
=V1AR41UQ41UQ2.2-BGS/R	1	Inductive sensor Monitoring Kit for Power Clamps	1324638	TUNKERS	TUN.1324638

+.AR41UQ41UQ2.1/1

+.AR41UQ41UQ2.3/1

			Date	10/21/2022	Volvo Trucks North America		Valiant TMS	Parts list : TUN.1324638 - TUN.1324638	Drawing name: =2V06&EFS_EL	=	
			Ed.	MKLEPADLO						+ V1AR41UQ41UQ2.2	
			Appr		P6700 Rear Wall - Cell 2V06				Document type: EPB	Project nr: 22-16148	Page 1
Modification	Date	Name	Original		Replacement of	Replaced by	Scale 1:1				1460

Parts list

F01_001

Device tag	Quantity	Designation	Type number	Supplier	Part number
=V1AR41UQ41UQ2.3-BGS/R	1	Inductive sensor Monitoring Kit for Power Clamps	1324638	TUNKERS	TUN.1324638

+.AR41UQ41UQ2.2/1

+.AR41UQ41UQ2.4/1

			Date	10/21/2022	Volvo Trucks North America		Valiant TMS	Parts list : TUN.1324638 - TUN.1324638	Drawing name: =2V06&EFS_EL	=	
			Ed.	MKLEPADLO						+ V1AR41UQ41UQ2.3	
			Appr		P6700 Rear Wall - Cell 2V06				Document type: EPB	Project nr: 22-16148	Page 1
Modification	Date	Name	Original		Replacement of	Replaced by	Scale 1:1				1460

Parts list

F01_001

Device tag	Quantity	Designation	Type number	Supplier	Part number
=V1AR41UQ41UQ2.4-BGS/R	1	Inductive sensor Monitoring Kit for Power Clamps	1324638	TUNKERS	TUN.1324638

Parts list

F01_001

Device tag	Quantity	Designation	Type number	Supplier	Part number
=V1AR41UQ41UQ2.5-BGS/R	1	Inductive sensor Monitoring Kit for Power Clamps	1324638	TUNKERS	TUN.1324638

+.AR41UQ41UQ2.4/1

+.AR41UQ41UQ2.6/1

			Date	10/21/2022	Volvo Trucks North America		Valiant TMS	Parts list : TUN.1324638 - TUN.1324638	Drawing name: =2V06&EFS_EL	=	
			Ed.	MKLEPADLO						+ V1AR41UQ41UQ2.5	
			Appr		P6700 Rear Wall - Cell 2V06				Document type: EPB	Project nr: 22-16148	Page 1
Modification	Date	Name	Original		Replacement of	Replaced by	Scale 1:1				1460

Parts list

F01_001

Device tag	Quantity	Designation	Type number	Supplier	Part number
=V1AR41UQ41UQ2.6-BGS/R	1	Inductive sensor Monitoring Kit for Power Clamps	1324638	TUNKERS	TUN.1324638

Parts list

F01_001

Device tag	Quantity	Designation	Type number	Supplier	Part number
=V1AR41UQ42BG0-BG01	1	Inductive sensor	NI50U-CK40-AP6X2-H1141/S1590 W/BS4_A	Turck	TUR.1625891
=V1AR41UQ42BG0-BG02	1	Inductive sensor	NI50U-CK40-AP6X2-H1141/S1590 W/BS4_A	Turck	TUR.1625891
=V1AR41UQ42BG0-BG03	1	Inductive sensor	NI50U-CK40-AP6X2-H1141/S1590 W/BS4_A	Turck	TUR.1625891
=V1AR41UQ42BG0-BG04	1	Inductive sensor	NI50U-CK40-AP6X2-H1141/S1590 W/BS4_A	Turck	TUR.1625891
=V1AR41UQ42BG0-BG05	1	Inductive sensor	NI50U-CK40-AP6X2-H1141/S1590 W/BS4_A	Turck	TUR.1625891
=V1AR41UQ42BG0-BG06	1	Inductive sensor	NI50U-CK40-AP6X2-H1141/S1590 W/BS4_A	Turck	TUR.1625891
=V1AR41UQ42BG0-BG07	1	Inductive sensor	NI50U-CK40-AP6X2-H1141/S1590 W/BS4_A	Turck	TUR.1625891
=V1AR41UQ42BG0-BG08	1	Inductive sensor	NI50U-CK40-AP6X2-H1141/S1590 W/BS4_A	Turck	TUR.1625891
=V1AR41UQ42BG0-BG09	1	Inductive sensor	NI15U-MT18M-AP6X2-H1141/S1589	Turck	TUR.1652920
=V1AR41UQ42BG0-BG10	1	Inductive sensor	NI15U-MT18M-AP6X2-H1141/S1589	Turck	TUR.1652920
=V1AR41UQ42BG0-BG11	1	Inductive sensor	NI50U-CK40-AP6X2-H1141/S1590 W/BS4_A	Turck	TUR.1625891
=V1AR41UQ42BG0-BG12	1	Inductive sensor	NI50U-CK40-AP6X2-H1141/S1590 W/BS4_A	Turck	TUR.1625891
=V1AR41UQ42BG0-BG13	1	Inductive sensor	NI50U-CK40-AP6X2-H1141/S1590 W/BS4_A	Turck	TUR.1625891
=V1AR41UQ42BG0-BG14	1	Inductive sensor	NI50U-CK40-AP6X2-H1141/S1590 W/BS4_A	Turck	TUR.1625891
=V1AR41UQ42BG0-XG1/2	1	Y splitter	U2-30676	TURCK	TUR.VB2-FSM 4.4/2FKM 4/S3450
=V1AR41UQ42BG0-XG3/4	1	Y splitter	U2-30676	TURCK	TUR.VB2-FSM 4.4/2FKM 4/S3450
=V1AR41UQ42BG0-XG5/6	1	Y splitter	U2-30676	TURCK	TUR.VB2-FSM 4.4/2FKM 4/S3450
=V1AR41UQ42BG0-XG7/8	1	Y splitter	U2-30676	TURCK	TUR.VB2-FSM 4.4/2FKM 4/S3450
=V1AR41UQ42BG0-XG9/10	1	Y splitter	U2-30676	TURCK	TUR.VB2-FSM 4.4/2FKM 4/S3450
=V1AR41UQ42BG0-XG11/12	1	Y splitter	U2-30676	TURCK	TUR.VB2-FSM 4.4/2FKM 4/S3450
=V1AR41UQ42BG0-XG13/14	1	Y splitter	U2-30676	TURCK	TUR.VB2-FSM 4.4/2FKM 4/S3450
=V1AR41UQ42KF1-KF1	0	Bus node	CPX-FB33	FES	FES.548755
=V1AR41UQ42KF1-KF1	0	Interlinking block	CPX-M-GE-EV-S-7/8-5POL	FES	FES.550208
=V1AR41UQ42KF1-KF1.11	0	Manifold block	CPX-M-AB-8-M12X2-5POL	FES	FES.549335
=V1AR41UQ42KF1-KF1.12	0	Manifold block	CPX-M-AB-8-M12X2-5POL	FES	FES.549335
=V1AR41UQ42KF1-KF1.13	0	Manifold block	CPX-M-AB-8-M12X2-5POL	FES	FES.549335

Parts list

F01_001

Device tag	Quantity	Designation	Type number	Supplier	Part number
=V1AR41UQ42UQ1.1-BGS/R	1	Inductive sensor Monitoring Kit for Power Clamps	1324638	TUNKERS	TUN.1324638

+V1AR41UQ42/1

+.AR41UQ42UQ1.2/1

			Date	10/21/2022	Volvo Trucks North America		Valiant TMS	Parts list : TUN.1324638 - TUN.1324638	Drawing name: =2V06&EFS_EL	=	
			Ed.	MKLEPADLO						+ V1AR41UQ42UQ1.1	
			Appr		P6700 Rear Wall - Cell 2V06				Document type: EPB	Project nr: 22-16148	Page 1
Modification	Date	Name	Original		Replacement of	Replaced by	Scale 1:1				1460

Parts list

F01_001

Device tag	Quantity	Designation	Type number	Supplier	Part number
=V1AR41UQ42UQ1.2-BGS/R	1	Inductive sensor Monitoring Kit for Power Clamps	1324638	TUNKERS	TUN.1324638

+.AR41UQ42UQ1.1/1

+.AR41UQ42UQ1.3/1

			Date	10/21/2022	Volvo Trucks North America		Valiant TMS	Parts list : TUN.1324638 - TUN.1324638	Drawing name: =2V06&EFS_EL	=	
			Ed.	MKLEPADLO						+ V1AR41UQ42UQ1.2	
			Appr		P6700 Rear Wall - Cell 2V06				Document type: EPB	Project nr: 22-16148	Page 1
Modification	Date	Name	Original		Replacement of	Replaced by	Scale 1:1				1460

Parts list

F01_001

Device tag	Quantity	Designation	Type number	Supplier	Part number
=V1AR41UQ42UQ1.3-BGS/R	1	Inductive sensor Monitoring Kit for Power Clamps	1324638	TUNKERS	TUN.1324638

+.AR41UQ42UQ1.2/1

+.AR41UQ42UQ1.4/1

			Date	10/21/2022	Volvo Trucks North America		Valiant TMS	Parts list : TUN.1324638 - TUN.1324638	Drawing name: =2V06&EFS_EL	=	
			Ed.	MKLEPADLO						+ V1AR41UQ42UQ1.3	
			Appr		P6700 Rear Wall - Cell 2V06				Document type: EPB	Project nr: 22-16148	Page 1
Modification	Date	Name	Original		Replacement of	Replaced by	Scale 1:1				1460

Parts list

F01_001

Device tag	Quantity	Designation	Type number	Supplier	Part number
=V1AR41UQ42UQ1.4-BGS/R	1	Inductive sensor Monitoring Kit for Power Clamps	1324638	TUNKERS	TUN.1324638

+.AR41UQ42UQ1.3/1

+.AR41UQ42UQ1.5/1

			Date	10/21/2022	Volvo Trucks North America		Valiant TMS	Parts list : TUN.1324638 - TUN.1324638	Drawing name: =2V06&EFS_EL	=	
			Ed.	MKLEPADLO						+ V1AR41UQ42UQ1.4	
			Appr		P6700 Rear Wall - Cell 2V06				Document type: EPB	Project nr: 22-16148	Page 1
Modification	Date	Name	Original		Replacement of	Replaced by	Scale 1:1				1460

Parts list

F01_001

Device tag	Quantity	Designation	Type number	Supplier	Part number
=V1AR41UQ42UQ1.5-BGS/R	1	Inductive sensor Monitoring Kit for Power Clamps	1324638	TUNKERS	TUN.1324638

+.AR41UQ42UQ1.4/1

+.AR41UQ42UQ1.6/1

			Date	10/21/2022	Volvo Trucks North America		Valiant TMS	Parts list : TUN.1324638 - TUN.1324638	Drawing name: =2V06&EFS_EL	=	
			Ed.	MKLEPADLO						+ V1AR41UQ42UQ1.5	
			Appr		P6700 Rear Wall - Cell 2V06				Document type: EPB	Project nr: 22-16148	Page 1
Modification	Date	Name	Original		Replacement of	Replaced by	Scale 1:1				1460

Parts list

F01_001

Device tag	Quantity	Designation	Type number	Supplier	Part number
=V1AR41UQ42UQ1.6-BGS/R	1	Inductive sensor Monitoring Kit for Power Clamps	1324638	TUNKERS	TUN.1324638

+.AR41UQ42UQ1.5/1

+.AR41UQ42UQ2.1/1

			Date	10/21/2022	Volvo Trucks North America		Valiant TMS	Parts list : TUN.1324638 - TUN.1324638	Drawing name: =2V06&EFS_EL	=	
			Ed.	MKLEPADLO						+ V1AR41UQ42UQ1.6	
			Appr		P6700 Rear Wall - Cell 2V06				Document type: EPB	Project nr: 22-16148	Page 1
Modification	Date	Name	Original		Replacement of	Replaced by	Scale 1:1				1460

Parts list

F01_001

Device tag	Quantity	Designation	Type number	Supplier	Part number
=V1AR41UQ42UQ2.1-BGS/R	1	Inductive sensor Monitoring Kit for Power Clamps	1324638	TUNKERS	TUN.1324638

+.AR41UQ42UQ1.6/1

+.AR41UQ42UQ2.2/1

			Date	10/21/2022	Volvo Trucks North America		Valiant TMS	Parts list : TUN.1324638 - TUN.1324638	Drawing name: =2V06&EFS_EL	=	
			Ed.	MKLEPADLO						+ V1AR41UQ42UQ2.1	
			Appr		P6700 Rear Wall - Cell 2V06				Document type: EPB	Project nr: 22-16148	Page 1
Modification	Date	Name	Original		Replacement of	Replaced by	Scale 1:1				1460

Parts list

F01_001

Device tag	Quantity	Designation	Type number	Supplier	Part number
=V1AR41UQ42UQ2.2-BGS/R	1	Inductive sensor Monitoring Kit for Power Clamps	1324638	TUNKERS	TUN.1324638

+.AR41UQ42UQ2.1/1

+.AR41UQ42UQ2.3/1

			Date	10/21/2022	Volvo Trucks North America		Valiant TMS	Parts list : TUN.1324638 - TUN.1324638	Drawing name: =2V06&EFS_EL	=	
			Ed.	MKLEPADLO						+ V1AR41UQ42UQ2.2	
			Appr		P6700 Rear Wall - Cell 2V06				Document type: EPB	Project nr: 22-16148	Page 1
Modification	Date	Name	Original		Replacement of	Replaced by	Scale 1:1				1460

Parts list

F01_001

Device tag	Quantity	Designation	Type number	Supplier	Part number
=V1AR41UQ42UQ2.3-BGS/R	1	Inductive sensor Monitoring Kit for Power Clamps	1324638	TUNKERS	TUN.1324638

+.AR41UQ42UQ2.2/1

+.AR41UQ42UQ2.4/1

			Date	10/21/2022	Volvo Trucks North America		Valiant TMS	Parts list : TUN.1324638 - TUN.1324638	Drawing name: =2V06&EFS_EL	=	
			Ed.	MKLEPADLO						+ V1AR41UQ42UQ2.3	
			Appr		P6700 Rear Wall - Cell 2V06				Document type: EPB	Project nr: 22-16148	Page 1
Modification	Date	Name	Original		Replacement of	Replaced by	Scale 1:1				1460

Parts list

F01_001

Device tag	Quantity	Designation	Type number	Supplier	Part number
=V1AR41UQ42UQ2.4-BGS/R	1	Inductive sensor Monitoring Kit for Power Clamps	1324638	TUNKERS	TUN.1324638

Parts list

F01_001

Device tag	Quantity	Designation	Type number	Supplier	Part number
=V1AR41UR41BG0-BG01	1				ABB.2TLA020051R5200
=V1AR41UR41BG0-BG02	1				ABB.2TLA020051R5200
=V1AR41UR41BG0-BG03	1				ABB.2TLA020051R5200
=V1AR41UR41KF1-KF1.11	1	Field bus, decentralized peripheral - digital I/O module	MVK-MPNIO F DI16/8 7/8" IRT		MURR.55556

+.AR41UQ42UQ2.4/1

+.AR41XQ11UC01/1

			Date	12/8/2022	Volvo Trucks North America	Valiant TMS	Parts list : ABB.2TLA020051R5200 - MURR.55556	Drawing name:	=		
			Ed.	KMAFFRE					+ V1AR41UR41		
			Appr		P6700 Rear Wall - Cell 2V06			Document type:	Project nr:	Page	1
Modification	Date	Name	Original		Replacement of / Replaced by	Scale 1:1		EPB	22-16148		1460

Parts list

F01_001

Device tag	Quantity	Designation	Type number	Supplier	Part number
=V1AR41XQ11WC1-XG1	1	Surface socket-outlet		ABB	ABB.2CMA193115R1000

+.AR41UR41/1

+.AR42UQ41/1

			Date	10/21/2022	Volvo Trucks North America		Valiant TMS	Parts list : ABB.2CMA193115R1000 - ABB.2CMA193115R1000	Drawing name: =2V06&EFS_EL		=
			Ed.	MKLEPADLO							+ V1AR41XQ11UC01
			Appr		P6700 Rear Wall - Cell 2V06				Document type: EPB	Project nr: 22-16148	Page 1
Modification	Date	Name	Original		Replacement of	Replaced by	Scale 1:1				1460

Parts list

F01_001

Device tag	Quantity	Designation	Type number	Supplier	Part number
=V1AR42UQ41BG0-BG01	1	Inductive sensor	NI15U-MT18M-AP6X2-H1141/S1589	Turck	TUR.1652920
=V1AR42UQ41BG0-BG02	1	Inductive sensor	NI15U-MT18M-AP6X2-H1141/S1589	Turck	TUR.1652920
=V1AR42UQ41BG0-BG03	1	Inductive sensor	NI15U-MT18M-AP6X2-H1141/S1589	Turck	TUR.1652920
=V1AR42UQ41BG0-BG04	1	Inductive sensor	NI10U-MT12E-AP6X2-H1141/S1589	Turck	TUR.1634994
=V1AR42UQ41BG0-BG05	1	Inductive sensor	NI15U-MT18M-AP6X2-H1141/S1589	Turck	TUR.1652920
=V1AR42UQ41BG0-BG06	1	Inductive sensor	NI10U-MT12E-AP6X2-H1141/S1589	Turck	TUR.1634994
=V1AR42UQ41BG0-BG07	1	Inductive sensor	NI15U-MT18M-AP6X2-H1141/S1589	Turck	TUR.1652920
=V1AR42UQ41BG0-BG08	1	Inductive sensor	NI15U-MT18M-AP6X2-H1141/S1589	Turck	TUR.1652920
=V1AR42UQ41BG0-BG09	1	Inductive sensor	NI15U-MT18M-AP6X2-H1141/S1589	Turck	TUR.1652920
=V1AR42UQ41BG0-BG10	1	Inductive sensor	NI15U-MT18M-AP6X2-H1141/S1589	Turck	TUR.1652920
=V1AR42UQ41BG0-XG1/2	1	Y splitter	U2-30676	TURCK	TUR.VB2-FSM 4.4/2FKM 4/S3450
=V1AR42UQ41BG0-XG3/4	1	Y splitter	U2-30676	TURCK	TUR.VB2-FSM 4.4/2FKM 4/S3450
=V1AR42UQ41BG0-XG5/6	1	Y splitter	U2-30676	TURCK	TUR.VB2-FSM 4.4/2FKM 4/S3450
=V1AR42UQ41BG0-XG7/8	1	Y splitter	U2-30676	TURCK	TUR.VB2-FSM 4.4/2FKM 4/S3450
=V1AR42UQ41BG0-XG9/10	1	Y splitter	U2-30676	TURCK	TUR.VB2-FSM 4.4/2FKM 4/S3450
=V1AR42UQ41KF1-KF1	0	Bus node	CPX-FB33	FES	FES.548755
=V1AR42UQ41KF1-KF1	0	Interlinking block	CPX-M-GE-EV-S-7/8-5POL	FES	FES.550208
=V1AR42UQ41KF1-KF1.11	0	Manifold block	CPX-M-AB-8-M12X2-5POL	FES	FES.549335
=V1AR42UQ41KF1-KF1.12	0	Manifold block	CPX-M-AB-8-M12X2-5POL	FES	FES.549335

			Date	10/21/2022	Volvo Trucks North America		Valiant TMS	Parts list : TUR.1652920 - FES.549335	Drawing name: =2V06&EFS_EL	=	
			Ed.	MKLEPADLO						+ V1AR42UQ41	
			Appr		P6700 Rear Wall - Cell 2V06				Document type: EPB	Project nr: 22-16148	Page 1
Modification	Date	Name	Original		Replacement of	Replaced by	Scale 1:1				1460

Parts list

F01_001

Device tag	Quantity	Designation	Type number	Supplier	Part number
=V1AR42UQ41UQ1.1-BGS/R	1	4-Wire, 4-Pin, DC M12 X 1 (PNP)	WWS001A	WEL	WEL.WWS001A

+V1AR42UQ41/1

+.AR42UQ41UQ1.2/1

			Date	10/21/2022	Volvo Trucks North America		Valiant TMS	Parts list : WEL.WWS001A - WEL.WWS001A	Drawing name: =2V06&EFS_EL	=	
			Ed.	MKLEPADLO						+ V1AR42UQ41UQ1.1	
			Appr		P6700 Rear Wall - Cell 2V06				Document type: EPB	Project nr: 22-16148	Page 1
Modification	Date	Name	Original		Replacement of	Replaced by	Scale 1:1				1460

Parts list

F01_001

Device tag	Quantity	Designation	Type number	Supplier	Part number
=V1AR42UQ41UQ1.2-BGS/R	1	4-Wire, 4-Pin, DC M12 X 1 (PNP)	WWS001A	WEL	WEL.WWS001A

+.AR42UQ41UQ1.1/1

+.AR42UQ41UQ2.1/1

			Date	10/21/2022	Volvo Trucks North America		Valiant TMS	Parts list : WEL.WWS001A - WEL.WWS001A	Drawing name: =2V06&EFS_EL	=	
			Ed.	MKLEPADLO						+ V1AR42UQ41UQ1.2	
			Appr		P6700 Rear Wall - Cell 2V06				Document type: EPB	Project nr: 22-16148	Page 1
Modification	Date	Name	Original		Replacement of	Replaced by	Scale 1:1				1460

Parts list

F01_001

Device tag	Quantity	Designation	Type number	Supplier	Part number
=V1AR42UQ41UQ2.1-BGS/R	1	Inductive sensor Monitoring Kit for Power Clamps	1324638	TUNKERS	TUN.1324638

+.AR42UQ41UQ1.2/1

+.AR42UQ41UQ2.2/1

			Date	10/21/2022	Volvo Trucks North America		Valiant TMS	Parts list : TUN.1324638 - TUN.1324638	Drawing name: =2V06&EFS_EL	=	
			Ed.	MKLEPADLO						+ V1AR42UQ41UQ2.1	
			Appr		P6700 Rear Wall - Cell 2V06				Document type: EPB	Project nr: 22-16148	Page 1
Modification	Date	Name	Original		Replacement of	Replaced by	Scale 1:1				1460

Parts list

F01_001

Device tag	Quantity	Designation	Type number	Supplier	Part number
=V1AR42UQ41UQ2.2-BGS/R	1	Inductive sensor Monitoring Kit for Power Clamps	1324638	TUNKERS	TUN.1324638

+.AR42UQ41UQ2.1/1

+.AR42UQ41UQ2.3/1

			Date	10/21/2022	Volvo Trucks North America		Valiant TMS	Parts list : TUN.1324638 - TUN.1324638	Drawing name: =2V06&EFS_EL	=	
			Ed.	MKLEPADLO						+ V1AR42UQ41UQ2.2	
			Appr		P6700 Rear Wall - Cell 2V06				Document type: EPB	Project nr: 22-16148	Page 1
Modification	Date	Name	Original		Replacement of	Replaced by	Scale 1:1				1460

Parts list

F01_001

Device tag	Quantity	Designation	Type number	Supplier	Part number
=V1AR42UQ41UQ2.3-BGS/R	1	Inductive sensor Monitoring Kit for Power Clamps	1324638	TUNKERS	TUN.1324638

Parts list

F01_001

Device tag	Quantity	Designation	Type number	Supplier	Part number
=V1AR42UQ41UQ2.4-BGS/R	1	Inductive sensor Monitoring Kit for Power Clamps	1324638	TUNKERS	TUN.1324638

+.AR42UQ41UQ2.3/1

+.AR42UQ41UQ2.5/1

			Date	10/21/2022	Volvo Trucks North America		Valiant TMS	Parts list : TUN.1324638 - TUN.1324638	Drawing name: =2V06&EFS_EL	=	
			Ed.	MKLEPADLO						+ V1AR42UQ41UQ2.4	
			Appr		P6700 Rear Wall - Cell 2V06				Document type: EPB	Project nr: 22-16148	Page 1
Modification	Date	Name	Original		Replacement of	Replaced by	Scale 1:1				1460

Parts list

F01_001

Device tag	Quantity	Designation	Type number	Supplier	Part number
=V1AR42UQ41UQ2.5-BGS/R	1	Inductive sensor Monitoring Kit for Power Clamps	1324644	TUNKERS	TUN.1324644

+.AR42UQ41UQ2.4/1

+.AR42UQ41UQ2.6/1

			Date	10/21/2022	Volvo Trucks North America		Valiant TMS	Parts list : TUN.1324644 - TUN.1324644	Drawing name: =2V06&EFS_EL	=	
			Ed.	MKLEPADLO						+ V1AR42UQ41UQ2.5	
			Appr		P6700 Rear Wall - Cell 2V06				Document type: EPB	Project nr: 22-16148	Page 1
Modification	Date	Name	Original		Replacement of	Replaced by	Scale 1:1				1460

Parts list

F01_001

Device tag	Quantity	Designation	Type number	Supplier	Part number
=V1AR42UQ41UQ2.6-BGS/R	1	Inductive sensor Monitoring Kit for Power Clamps	1324644	TUNKERS	TUN.1324644

+.AR42UQ41UQ2.5/1

+.AR42UQ42/1

			Date	10/21/2022	Volvo Trucks North America		Valiant TMS	Parts list : TUN.1324644 - TUN.1324644	Drawing name: =2V06&EFS_EL	=	
			Ed.	MKLEPADLO						+ V1AR42UQ41UQ2.6	
			Appr		P6700 Rear Wall - Cell 2V06				Document type: EPB	Project nr: 22-16148	Page 1
Modification	Date	Name	Original		Replacement of	Replaced by	Scale 1:1				1460

Parts list

F01_001

Device tag	Quantity	Designation	Type number	Supplier	Part number
=V1AR42UQ42BG0-BG01	1	Inductive sensor	NI50U-CK40-AP6X2-H1141/S1590 W/BS4_A	Turck	TUR.1625891
=V1AR42UQ42BG0-BG02	1	Inductive sensor	NI50U-CK40-AP6X2-H1141/S1590 W/BS4_A	Turck	TUR.1625891
=V1AR42UQ42BG0-BG03	1	Inductive sensor	NI15U-MT18M-AP6X2-H1141/S1589	Turck	TUR.1652920
=V1AR42UQ42BG0-BG04	1	Inductive sensor	NI15U-MT18M-AP6X2-H1141/S1589	Turck	TUR.1652920
=V1AR42UQ42BG0-XG1/2	1	Y splitter	U2-30676	TURCK	TUR.VB2-FSM 4.4/2FKM 4/S3450
=V1AR42UQ42BG0-XG5/6	1	Y splitter	U2-30676	TURCK	TUR.VB2-FSM 4.4/2FKM 4/S3450
=V1AR42UQ42KF1-KF1	0	Bus node	CPX-FB33	FES	FES.548755
=V1AR42UQ42KF1-KF1	0	Interlinking block	CPX-M-GE-EV-S-7/8-5POL	FES	FES.550208
=V1AR42UQ42KF1-KF1.11	0	Manifold block	CPX-M-AB-8-M12X2-5POL	FES	FES.549335
=V1AR42UQ42KF1-KF1.12	0	Manifold block	CPX-M-AB-8-M12X2-5POL	FES	FES.549335

Parts list

F01_001

Device tag	Quantity	Designation	Type number	Supplier	Part number
=V1AR42UQ42UQ1.1-BGS/R	1	Inductive sensor Monitoring Kit for Power Clamps	1324644	TUNKERS	TUN.1324644

+V1AR42UQ42/1

+.AR42UQ42UQ1.2/1

			Date	10/21/2022	Volvo Trucks North America		Valiant TMS	Parts list : TUN.1324644 - TUN.1324644	Drawing name: =2V06&EFS_EL	=	
			Ed.	MKLEPADLO						+ V1AR42UQ42UQ1.1	
			Appr		P6700 Rear Wall - Cell 2V06				Document type: EPB	Project nr: 22-16148	Page 1
Modification	Date	Name	Original		Replacement of	Replaced by	Scale 1:1				1460

Parts list

F01_001

Device tag	Quantity	Designation	Type number	Supplier	Part number
=V1AR42UQ42UQ1.2-BGS/R	1	Inductive sensor Monitoring Kit for Power Clamps	1324644	TUNKERS	TUN.1324644

+.AR42UQ42UQ1.1/1

+.AR42UQ42UQ1.3/1

			Date	10/21/2022	Volvo Trucks North America		Valiant TMS	Parts list : TUN.1324644 - TUN.1324644	Drawing name: =2V06&EFS_EL	=	
			Ed.	MKLEPADLO						+ V1AR42UQ42UQ1.2	
			Appr		P6700 Rear Wall - Cell 2V06				Document type: EPB	Project nr: 22-16148	Page 1
Modification	Date	Name	Original		Replacement of	Replaced by	Scale 1:1				1460

Parts list

F01_001

Device tag	Quantity	Designation	Type number	Supplier	Part number
=V1AR42UQ42UQ1.3-BGS/R	1	Inductive sensor Monitoring Kit for Power Clamps	1324638	TUNKERS	TUN.1324638

+.AR42UQ42UQ1.2/1

+.AR42UQ42UQ1.4/1

			Date	10/21/2022	Volvo Trucks North America		Valiant TMS	Parts list : TUN.1324638 - TUN.1324638	Drawing name: =2V06&EFS_EL	=	
			Ed.	MKLEPADLO						+ V1AR42UQ42UQ1.3	
			Appr		P6700 Rear Wall - Cell 2V06				Document type: EPB	Project nr: 22-16148	Page 1
Modification	Date	Name	Original		Replacement of	Replaced by	Scale 1:1				1460

Parts list

F01_001

Device tag	Quantity	Designation	Type number	Supplier	Part number
=V1AR42UQ42UQ1.4-BGS/R	1	Inductive sensor Monitoring Kit for Power Clamps	1324638	TUNKERS	TUN.1324638

+.AR42UQ42UQ1.3/1

+.AR42UR41/1

			Date	10/21/2022	Volvo Trucks North America		Valiant TMS	Parts list : TUN.1324638 - TUN.1324638	Drawing name: =2V06&EFS_EL	=	
			Ed.	MKLEPADLO						+ V1AR42UQ42UQ1.4	
			Appr		P6700 Rear Wall - Cell 2V06				Document type: EPB	Project nr: 22-16148	Page 1
Modification	Date	Name	Original		Replacement of	Replaced by	Scale 1:1				1460

Parts list

F01_001

Device tag	Quantity	Designation	Type number	Supplier	Part number
=V1AR42UR41BG0-BG01	1				ABB.2TLA020051R5200
=V1AR42UR41BG0-BG02	1				ABB.2TLA020051R5200
=V1AR42UR41BG0-BG03	1				ABB.2TLA020051R5200
=V1AR42UR41KF1-KF1.11	1	Field bus, decentralized peripheral - digital I/O module	MVK-MPNIO F DI16/8 7/8" IRT		MURR.55556

+.AR42UQ42UQ1.4/1

+.AR42XQ11UC01/1

			Date	12/8/2022	Volvo Trucks North America		Valiant TMS	Parts list : ABB.2TLA020051R5200 - MURR.55556	Drawing name:	=	
			Ed.	KMAFFRE						+ V1AR42UR41	
			Appr		P6700 Rear Wall - Cell 2V06				Document type:	Project nr:	Page 1
Modification	Date	Name	Original		Replacement of	Replaced by	Scale 1:1		EPB	22-16148	1460

Parts list

F01_001

Device tag	Quantity	Designation	Type number	Supplier	Part number
=V1AR42XQ11WC1-XG1	1	Surface socket-outlet		ABB	ABB.2CMA193115R1000

+.AR42UR41/1

+.AR43UQ41/1

			Date	10/21/2022	Volvo Trucks North America		Valiant TMS	Parts list : ABB.2CMA193115R1000 - ABB.2CMA193115R1000	Drawing name: =2V06&EFS_EL	=	
			Ed.	MKLEPADLO						+ V1AR42XQ11UC01	
			Appr		P6700 Rear Wall - Cell 2V06		Scale 1:1		Document type: EPB	Project nr: 22-16148	Page 1
Modification	Date	Name	Original		Replacement of	Replaced by					1460

Parts list

F01_001

Device tag	Quantity	Designation	Type number	Supplier	Part number
=V1AR43UQ41BG0-BG01	1	Inductive sensor	NI50U-CK40-AP6X2-H1141/S1590 W/BS4_A	Turck	TUR.1625891
=V1AR43UQ41BG0-BG02	1	Inductive sensor	NI50U-CK40-AP6X2-H1141/S1590 W/BS4_A	Turck	TUR.1625891
=V1AR43UQ41BG0-XG1/2	1	Y splitter	U2-30676	TURCK	TUR.VB2-FSM 4.4/2FKM 4/S3450
=V1AR43UQ41KF1-KF1	0	Bus node	CPX-FB33	FES	FES.548755
=V1AR43UQ41KF1-KF1	0	Interlinking block	CPX-M-GE-EV-S-7/8-5POL	FES	FES.550208
=V1AR43UQ41KF1-KF1.11	0	Manifold block	CPX-M-AB-8-M12X2-5POL	FES	FES.549335
=V1AR43UQ41KF1-KF1.12	0	Manifold block	CPX-M-AB-8-M12X2-5POL	FES	FES.549335

+.AR42XQ11UC01/1

+.AR43UQ41UQ1.1/1

			Date	10/21/2022	Volvo Trucks North America		Valiant TMS	Parts list : TUR.1625891 - FES.549335	Drawing name: =2V06&EFS_EL	=	
			Ed.	MKLEPADLO						+ V1AR43UQ41	
			Appr		P6700 Rear Wall - Cell 2V06				Document type: EPB	Project nr: 22-16148	Page 1
Modification	Date	Name	Original		Replacement of	Replaced by	Scale 1:1				1460

Parts list

F01_001

Device tag	Quantity	Designation	Type number	Supplier	Part number
=V1AR43UQ41UQ1.1-BGS/R	1	4-Wire, 4-Pin, DC M12 X 1 (PNP)	WWS001A	WEL	WEL.WWS001A

+V1AR43UQ41/1

+.AR43UQ41UQ2.1/1

			Date	10/21/2022	Volvo Trucks North America		Valiant TMS	Parts list : WEL.WWS001A - WEL.WWS001A	Drawing name: =2V06&EFS_EL	=	
			Ed.	MKLEPADLO						+ V1AR43UQ41UQ1.1	
			Appr		P6700 Rear Wall - Cell 2V06				Document type: EPB	Project nr: 22-16148	Page 1
Modification	Date	Name	Original		Replacement of	Replaced by	Scale 1:1				1460

Parts list

F01_001

Device tag	Quantity	Designation	Type number	Supplier	Part number
=V1AR43UQ41UQ2.1-BGS/R	1	Inductive sensor Monitoring Kit for Power Clamps	1324644	TUNKERS	TUN.1324644

+.AR43UQ41UQ1.1/1

+.AR43UQ41UQ2.2/1

			Date	10/21/2022	Volvo Trucks North America		Valiant TMS	Parts list : TUN.1324644 - TUN.1324644	Drawing name: =2V06&EFS_EL	=	
			Ed.	MKLEPADLO						+ V1AR43UQ41UQ2.1	
			Appr		P6700 Rear Wall - Cell 2V06				Document type: EPB	Project nr: 22-16148	Page 1
Modification	Date	Name	Original		Replacement of	Replaced by	Scale 1:1				1460

Parts list

F01_001

Device tag	Quantity	Designation	Type number	Supplier	Part number
=V1AR43UQ41UQ2.2-BGS/R	1	Inductive sensor Monitoring Kit for Power Clamps	1324644	TUNKERS	TUN.1324644

+.AR43UQ41UQ2.1/1

+.AR43UQ41UQ2.3/1

			Date	10/21/2022	Volvo Trucks North America		Valiant TMS	Parts list : TUN.1324644 - TUN.1324644	Drawing name: =2V06&EFS_EL	=	
			Ed.	MKLEPADLO						+ V1AR43UQ41UQ2.2	
			Appr		P6700 Rear Wall - Cell 2V06				Document type: EPB	Project nr: 22-16148	Page 1
Modification	Date	Name	Original		Replacement of	Replaced by	Scale 1:1				1460

Parts list

F01_001

Device tag	Quantity	Designation	Type number	Supplier	Part number
=V1AR43UQ41UQ2.3-BGS/R	1	Inductive sensor Monitoring Kit for Power Clamps	1324638	TUNKERS	TUN.1324638

+.AR43UQ41UQ2.2/1

+.AR43UQ41UQ2.4/1

			Date	10/21/2022	Volvo Trucks North America		Valiant TMS	Parts list : TUN.1324638 - TUN.1324638	Drawing name: =2V06&EFS_EL	=	
			Ed.	MKLEPADLO						+ V1AR43UQ41UQ2.3	
			Appr		P6700 Rear Wall - Cell 2V06				Document type: EPB	Project nr: 22-16148	Page 1
Modification	Date	Name	Original		Replacement of	Replaced by	Scale 1:1				1460

Parts list

F01_001

Device tag	Quantity	Designation	Type number	Supplier	Part number
=V1AR43UQ41UQ2.4-BGS/R	1	Inductive sensor Monitoring Kit for Power Clamps	1324638	TUNKERS	TUN.1324638

+.AR43UQ41UQ2.3/1

+.AR43UQ41UQ2.5/1

			Date	10/21/2022	Volvo Trucks North America		Valiant TMS	Parts list : TUN.1324638 - TUN.1324638	Drawing name: =2V06&EFS_EL	=	
			Ed.	MKLEPADLO						+ V1AR43UQ41UQ2.4	
			Appr		P6700 Rear Wall - Cell 2V06				Document type: EPB	Project nr: 22-16148	Page 1
Modification	Date	Name	Original		Replacement of	Replaced by	Scale 1:1				1460

Parts list

F01_001

Device tag	Quantity	Designation	Type number	Supplier	Part number
=V1AR43UQ41UQ2.5-BGS/R	1	Inductive sensor Monitoring Kit for Power Clamps	1324644	TUNKERS	TUN.1324644

+.AR43UQ41UQ2.4/1

+.AR43UQ41UQ2.6/1

			Date	10/21/2022	Volvo Trucks North America		Valiant TMS	Parts list : TUN.1324644 - TUN.1324644	Drawing name: =2V06&EFS_EL	=	
			Ed.	MKLEPADLO						+ V1AR43UQ41UQ2.5	
			Appr		P6700 Rear Wall - Cell 2V06				Document type: EPB	Project nr: 22-16148	Page 1
Modification	Date	Name	Original		Replacement of	Replaced by	Scale 1:1				1460

Parts list

F01_001

Device tag	Quantity	Designation	Type number	Supplier	Part number
=V1AR43UQ41UQ2.6-BGS/R	1	Inductive sensor Monitoring Kit for Power Clamps	1324644	TUNKERS	TUN.1324644

+.AR43UQ41UQ2.5/1

+.AR43UQ42/1

			Date	10/21/2022	Volvo Trucks North America	Valiant TMS	Parts list : TUN.1324644 - TUN.1324644	Drawing name: =2V06&EFS_EL	=	
			Ed.	MKLEPADLO					+ V1AR43UQ41UQ2.6	
			Appr		P6700 Rear Wall - Cell 2V06			Document type: EPB	Project nr: 22-16148	Page 1
Modification	Date	Name	Original		Replacement of / Replaced by	Scale 1:1				1460

Parts list

F01_001

Device tag	Quantity	Designation	Type number	Supplier	Part number
=V1AR43UQ42BG0-BG01	1	Inductive sensor	NI50U-CK40-AP6X2-H1141/S1590 W/BS4_A	Turck	TUR.1625891
=V1AR43UQ42BG0-BG02	1	Inductive sensor	NI50U-CK40-AP6X2-H1141/S1590 W/BS4_A	Turck	TUR.1625891
=V1AR43UQ42BG0-XG1/2	1	Y splitter	U2-30676	TURCK	TUR.VB2-FSM 4.4/2FKM 4/S3450
=V1AR43UQ42KF1-KF1	0	Bus node	CPX-FB33	FES	FES.548755
=V1AR43UQ42KF1-KF1	0	Interlinking block	CPX-M-GE-EV-S-7/8-5POL	FES	FES.550208
=V1AR43UQ42KF1-KF1.11	0	Manifold block	CPX-M-AB-8-M12X2-5POL	FES	FES.549335
=V1AR43UQ42KF1-KF1.12	0	Manifold block	CPX-M-AB-8-M12X2-5POL	FES	FES.549335

Parts list

F01_001

Device tag	Quantity	Designation	Type number	Supplier	Part number
=V1AR43UQ42UQ1.1-BGS/R	1	4-Wire, 4-Pin, DC M12 X 1 (PNP)	WWS001A	WEL	WEL.WWS001A

+V1AR43UQ42/1

+.AR43UQ42UQ2.1/1

			Date	10/21/2022	Volvo Trucks North America		Valiant TMS	Parts list : WEL.WWS001A - WEL.WWS001A	Drawing name: =2V06&EFS_EL	=	
			Ed.	MKLEPADLO						+ V1AR43UQ42UQ1.1	
			Appr		P6700 Rear Wall - Cell 2V06				Document type: EPB	Project nr: 22-16148	Page 1
Modification	Date	Name	Original		Replacement of	Replaced by	Scale 1:1				1460

Parts list

F01_001

Device tag	Quantity	Designation	Type number	Supplier	Part number
=V1AR43UQ42UQ2.1-BGS/R	1	Inductive sensor Monitoring Kit for Power Clamps	1324644	TUNKERS	TUN.1324644

+.AR43UQ42UQ1.1/1

+.AR43UQ42UQ2.2/1

			Date	10/21/2022	Volvo Trucks North America	Valiant TMS	Parts list : TUN.1324644 - TUN.1324644	Drawing name: =2V06&EFS_EL	=	
			Ed.	MKLEPADLO					+ V1AR43UQ42UQ2.1	
			Appr		P6700 Rear Wall - Cell 2V06			Document type: EPB	Project nr: 22-16148	Page 1
Modification	Date	Name	Original		Replacement of / Replaced by	Scale 1:1				1460

Parts list

F01_001

Device tag	Quantity	Designation	Type number	Supplier	Part number
=V1AR43UQ42UQ2.2-BGS/R	1	Inductive sensor Monitoring Kit for Power Clamps	1324644	TUNKERS	TUN.1324644

+.AR43UQ42UQ2.1/1

+.AR43UQ42UQ2.3/1

			Date	10/21/2022	Volvo Trucks North America		Valiant TMS	Parts list : TUN.1324644 - TUN.1324644	Drawing name: =2V06&EFS_EL	=	
			Ed.	MKLEPADLO						+ V1AR43UQ42UQ2.2	
			Appr		P6700 Rear Wall - Cell 2V06				Document type: EPB	Project nr: 22-16148	Page 1
Modification	Date	Name	Original		Replacement of	Replaced by	Scale 1:1				1460

Parts list

F01_001

Device tag	Quantity	Designation	Type number	Supplier	Part number
=V1AR43UQ42UQ2.3-BGS/R	1	Inductive sensor Monitoring Kit for Power Clamps	1324644	TUNKERS	TUN.1324644

+.AR43UQ42UQ2.2/1

+.AR43UQ42UQ2.4/1

			Date	10/21/2022	Volvo Trucks North America		Valiant TMS	Parts list : TUN.1324644 - TUN.1324644	Drawing name: =2V06&EFS_EL	=	
			Ed.	MKLEPADLO						+ V1AR43UQ42UQ2.3	
			Appr		P6700 Rear Wall - Cell 2V06				Document type: EPB	Project nr: 22-16148	Page 1
Modification	Date	Name	Original		Replacement of	Replaced by	Scale 1:1				1460

Parts list

F01_001

Device tag	Quantity	Designation	Type number	Supplier	Part number
=V1AR43UQ42UQ2.4-BGS/R	1	Inductive sensor Monitoring Kit for Power Clamps	1324644	TUNKERS	TUN.1324644

+.AR43UQ42UQ2.3/1

+.AR43UQ42UQ2.5/1

			Date	10/21/2022	Volvo Trucks North America		Valiant TMS	Parts list : TUN.1324644 - TUN.1324644	Drawing name: =2V06&EFS_EL	=	
			Ed.	MKLEPADLO						+ V1AR43UQ42UQ2.4	
			Appr		P6700 Rear Wall - Cell 2V06				Document type: EPB	Project nr: 22-16148	Page 1
Modification	Date	Name	Original		Replacement of	Replaced by	Scale 1:1				1460

Parts list

F01_001

Device tag	Quantity	Designation	Type number	Supplier	Part number
=V1AR43UQ42UQ2.5-BGS/R	1	Inductive sensor Monitoring Kit for Power Clamps	1324638	TUNKERS	TUN.1324638

+.AR43UQ42UQ2.4/1

+.AR43UQ42UQ2.6/1

			Date	10/21/2022	Volvo Trucks North America		Valiant TMS	Parts list : TUN.1324638 - TUN.1324638	Drawing name: =2V06&EFS_EL	=	
			Ed.	MKLEPADLO						+ V1AR43UQ42UQ2.5	
			Appr		P6700 Rear Wall - Cell 2V06				Document type: EPB	Project nr: 22-16148	Page 1
Modification	Date	Name	Original		Replacement of	Replaced by	Scale 1:1				1460

Parts list

F01_001

Device tag	Quantity	Designation	Type number	Supplier	Part number
=V1AR43UQ42UQ2.6-BGS/R	1	Inductive sensor Monitoring Kit for Power Clamps	1324638	TUNKERS	TUN.1324638

+.AR43UQ42UQ2.5/1

+.AR43XQ11UC01/1

			Date	10/21/2022	Volvo Trucks North America		Valiant TMS	Parts list : TUN.1324638 - TUN.1324638	Drawing name: =2V06&EFS_EL	=	
			Ed.	MKLEPADLO						+ V1AR43UQ42UQ2.6	
			Appr		P6700 Rear Wall - Cell 2V06				Document type: EPB	Project nr: 22-16148	Page 1
Modification	Date	Name	Original		Replacement of	Replaced by	Scale 1:1				1460

Parts list

F01_001

Device tag	Quantity	Designation	Type number	Supplier	Part number
=V1AR43XQ11WC1-XG1	1	Surface socket-outlet		ABB	ABB.2CMA193115R1000

+.AR43UQ42UQ2.6/1

+.AR201UQ41/1

			Date	10/21/2022	Volvo Trucks North America	Valiant TMS	Parts list : ABB.2CMA193115R1000 - ABB.2CMA193115R1000	Drawing name: =2V06&EFS_EL	=	
			Ed.	MKLEPADLO					+ V1AR43XQ11UC01	
			Appr		P6700 Rear Wall - Cell 2V06			Document type: EPB	Project nr: 22-16148	Page 1
Modification	Date	Name	Original		Replacement of / Replaced by	Scale 1:1				1460

Parts list

F01_001

Device tag	Quantity	Designation	Type number	Supplier	Part number
=V1AR201UQ41BG0-BG01	1	Inductive sensor	NI50U-CK40-AP6X2-H1141/S1590 W/BS4_A	Turck	TUR.1625891
=V1AR201UQ41BG0-BG02	1	Inductive sensor	NI50U-CK40-AP6X2-H1141/S1590 W/BS4_A	Turck	TUR.1625891
=V1AR201UQ41BG0-XG1/2	1	Y splitter	U2-30676	TURCK	TUR.VB2-FSM 4.4/2FKM 4/S3450
=V1AR201UQ41KF1-KF1	0	Bus node	CPX-FB33	FES	FES.548755
=V1AR201UQ41KF1-KF1	0	Interlinking block	CPX-M-GE-EV-S-7/8-5POL	FES	FES.550208
=V1AR201UQ41KF1-KF1.11	0	Manifold block	CPX-M-AB-8-M12X2-5POL	FES	FES.549335
=V1AR201UQ41KF1-KF1.12	0	Manifold block	CPX-M-AB-8-M12X2-5POL	FES	FES.549335

+.AR43XQ11UC01/1

+.AR201UQ41UQ1.1/1

			Date	10/21/2022	Volvo Trucks North America		Valiant TMS	Parts list : TUR.1625891 - FES.549335	Drawing name: =2V06&EFS_EL	=	
			Ed.	MKLEPADLO						+ V1AR201UQ41	
			Appr		P6700 Rear Wall - Cell 2V06				Document type: EPB	Project nr: 22-16148	Page 1
Modification	Date	Name	Original		Replacement of	Replaced by	Scale 1:1				1460

Parts list

F01_001

Device tag	Quantity	Designation	Type number	Supplier	Part number
=V1AR201UQ41UQ1.1-BGS/R	1	Pressure sensor	SPAU-V1R-W-G18FD-L-PNLK-PNVBA-M12U	FES	FES.8001234

+V1AR201UQ41/1

+.AR201UQ41UQ2.1/1

			Date	10/21/2022	Volvo Trucks North America		Valiant TMS	Parts list : FES.8001234 - FES.8001234	Drawing name: =2V06&EFS_EL	=	
			Ed.	MKLEPADLO						+ V1AR201UQ41UQ1.1	
			Appr		P6700 Rear Wall - Cell 2V06				Document type: EPB	Project nr: 22-16148	Page 1
Modification	Date	Name	Original		Replacement of	Replaced by	Scale 1:1				1460

Parts list

F01_001

Device tag	Quantity	Designation	Type number	Supplier	Part number
=V1AR201UQ41UQ2.1-BGS/R	1	Inductive sensor Monitoring Kit for Power Clamps	1324638	TUNKERS	TUN.1324638

+.AR201UQ41UQ1.1/1

+.AR201UQ41UQ2.2/1

			Date	10/21/2022	Volvo Trucks North America		Valiant TMS	Parts list : TUN.1324638 - TUN.1324638	Drawing name: =2V06&EFS_EL	=	
			Ed.	MKLEPADLO						+ V1AR201UQ41UQ2.1	
			Appr		P6700 Rear Wall - Cell 2V06				Document type: EPB	Project nr: 22-16148	Page 1
Modification	Date	Name	Original		Replacement of	Replaced by	Scale 1:1				1460

Parts list

F01_001

Device tag	Quantity	Designation	Type number	Supplier	Part number
=V1AR201UQ41UQ2.2-BGS/R	1	Inductive sensor Monitoring Kit for Power Clamps	1324638	TUNKERS	TUN.1324638

+.AR201UQ41UQ2.1/1

+.AR201UQ41UQ2.3/1

			Date	10/21/2022	Volvo Trucks North America		Valiant TMS	Parts list : TUN.1324638 - TUN.1324638	Drawing name:	=	
			Ed.	MKLEPADLO						+ V1AR201UQ41UQ2.2	
			Appr		P6700 Rear Wall - Cell 2V06				Document type:	Project nr:	Page 1
Modification	Date	Name	Original		Replacement of	Replaced by	Scale 1:1		EPB	22-16148	1460

Parts list

F01_001

Device tag	Quantity	Designation	Type number	Supplier	Part number
=V1AR201UQ41UQ2.3-BGS/R	1	Inductive sensor Monitoring Kit for Power Clamps	1324638	TUNKERS	TUN.1324638

			Date	10/21/2022	Volvo Trucks North America		Valiant TMS	Parts list : TUN.1324638 - TUN.1324638	Drawing name:	=	
			Ed.	MKLEPADLO						+ V1AR201UQ41UQ2.3	
			Appr		P6700 Rear Wall - Cell 2V06				Document type:	Project nr:	Page 1
Modification	Date	Name	Original		Replacement of	Replaced by	Scale 1:1		EPB	22-16148	1460

Parts list

F01_001

Device tag	Quantity	Designation	Type number	Supplier	Part number
=V1AR201UQ41UQ2.4-BGS/R	1	Inductive sensor Monitoring Kit for Power Clamps	1324638	TUNKERS	TUN.1324638

Parts list

F01_001

Device tag	Quantity	Designation	Type number	Supplier	Part number
=V1AR201UQ42BG0-BG01	1	Inductive sensor	NI50U-CK40-AP6X2-H1141/S1590 W/BS4_A	Turck	TUR.1625891
=V1AR201UQ42BG0-BG02	1	Inductive sensor	NI50U-CK40-AP6X2-H1141/S1590 W/BS4_A	Turck	TUR.1625891
=V1AR201UQ42BG0-XG1/2	1	Y splitter	U2-30676	TURCK	TUR.VB2-FSM 4.4/2FKM 4/S3450
=V1AR201UQ42KF1-KF1	0	Bus node	CPX-FB33	FES	FES.548755
=V1AR201UQ42KF1-KF1	0	Interlinking block	CPX-M-GE-EV-S-7/8-5POL	FES	FES.550208
=V1AR201UQ42KF1-KF1.11	0	Manifold block	CPX-M-AB-8-M12X2-5POL	FES	FES.549335
=V1AR201UQ42KF1-KF1.12	0	Manifold block	CPX-M-AB-8-M12X2-5POL	FES	FES.549335

Parts list

F01_001

Device tag	Quantity	Designation	Type number	Supplier	Part number
=V1AR201UQ42UQ1.1-BGS/R	1	Pressure sensor	SPAU-V1R-W-G18FD-L-PNLK-PNVBA-M12U	FES	FES.8001234

+V1AR201UQ42/1

+.AR201UQ42UQ2.1/1

			Date	10/21/2022	Volvo Trucks North America		Valiant TMS	Parts list : FES.8001234 - FES.8001234	Drawing name: =2V06&EFS_EL	=	
			Ed.	MKLEPADLO						+ V1AR201UQ42UQ1.1	
			Appr		P6700 Rear Wall - Cell 2V06				Document type: EPB	Project nr: 22-16148	Page 1
Modification	Date	Name	Original		Replacement of	Replaced by	Scale 1:1				1460

Parts list

F01_001

Device tag	Quantity	Designation	Type number	Supplier	Part number
=V1AR201UQ42UQ2.1-BGS/R	1	Inductive sensor Monitoring Kit for Power Clamps	1324638	TUNKERS	TUN.1324638

+.AR201UQ42UQ1.1/1

+.AR201UQ42UQ2.2/1

			Date	10/21/2022	Volvo Trucks North America		Valiant TMS	Parts list : TUN.1324638 - TUN.1324638	Drawing name: =2V06&EFS_EL	=	
			Ed.	MKLEPADLO						+ V1AR201UQ42UQ2.1	
			Appr		P6700 Rear Wall - Cell 2V06				Document type: EPB	Project nr: 22-16148	Page 1
Modification	Date	Name	Original		Replacement of	Replaced by	Scale 1:1				1460

Parts list

F01_001

Device tag	Quantity	Designation	Type number	Supplier	Part number
=V1AR201UQ42UQ2.2-BGS/R	1	Inductive sensor Monitoring Kit for Power Clamps	1324638	TUNKERS	TUN.1324638

+.AR201UQ42UQ2.1/1

+.AR201UQ42UQ2.3/1

			Date	10/21/2022	Volvo Trucks North America		Valiant TMS	Parts list : TUN.1324638 - TUN.1324638	Drawing name: =2V06&EFS_EL	=	
			Ed.	MKLEPADLO						+ V1AR201UQ42UQ2.2	
			Appr		P6700 Rear Wall - Cell 2V06				Document type: EPB	Project nr: 22-16148	Page 1
Modification	Date	Name	Original		Replacement of	Replaced by	Scale 1:1				1460

Parts list

F01_001

Device tag	Quantity	Designation	Type number	Supplier	Part number
=V1AR201UQ42UQ2.3-BGS/R	1	Inductive sensor Monitoring Kit for Power Clamps	1324638	TUNKERS	TUN.1324638

+.AR201UQ42UQ2.2/1

+.AR201UQ42UQ2.4/1

			Date	10/21/2022	Volvo Trucks North America		Valiant TMS	Parts list : TUN.1324638 - TUN.1324638	Drawing name: =2V06&EFS_EL	=	
			Ed.	MKLEPADLO						+ V1AR201UQ42UQ2.3	
			Appr		P6700 Rear Wall - Cell 2V06				Document type: EPB	Project nr: 22-16148	Page 1
Modification	Date	Name	Original		Replacement of	Replaced by	Scale 1:1				1460

Parts list

F01_001

Device tag	Quantity	Designation	Type number	Supplier	Part number
=V1AR201UQ42UQ2.4-BGS/R	1	Inductive sensor Monitoring Kit for Power Clamps	1324638	TUNKERS	TUN.1324638

+.AR201UQ42UQ2.3/1

+.AR201XQ11UC01/1

			Date	10/21/2022	Volvo Trucks North America		Valiant TMS	Parts list : TUN.1324638 - TUN.1324638	Drawing name: =2V06&EFS_EL	=	
			Ed.	MKLEPADLO						+ V1AR201UQ42UQ2.4	
			Appr		P6700 Rear Wall - Cell 2V06				Document type: EPB	Project nr: 22-16148	Page 1
Modification	Date	Name	Original		Replacement of	Replaced by	Scale 1:1				1460

Parts list

F01_001

Device tag	Quantity	Designation	Type number	Supplier	Part number
=V1AR201XQ11WC1-XG1	1	Surface socket-outlet		ABB	ABB.2CMA193115R1000

+.AR201UQ42UQ2.4/1

+.AR201XQ41/1

			Date	10/21/2022	Volvo Trucks North America	Valiant TMS	Parts list : ABB.2CMA193115R1000 - ABB.2CMA193115R1000	Drawing name:	=	
			Ed.	MKLEPADLO					+ V1AR201XQ11UC01	
			Appr		P6700 Rear Wall - Cell 2V06			Document type: EPB	Project nr: 22-16148	Page 1
Modification	Date	Name	Original		Replacement of / Replaced by	Scale 1:1				1460

Parts list

F01_001

Device tag	Quantity	Designation	Type number	Supplier	Part number
=V1AR201XQ41KF1-KF1	0	Bus node	CPX-FB33	FES	FES.548755
=V1AR201XQ41KF1-KF1	0	Interlinking block	CPX-M-GE-EV-S-7/8-5POL	FES	FES.550208
=V1AR201XQ41KF1-KF1.11	0	Manifold block	CPX-M-AB-8-M12X2-5POL	FES	FES.549335

+.AR201XQ11UC01/1

+.AR201XQ41UC01/1

			Date	10/21/2022	Volvo Trucks North America	Valiant TMS	Parts list : FES.548755 - FES.549335	Drawing name: =2V06&EFS_EL	=	
			Ed.	MKLEPADLO					+ V1AR201XQ41	
			Appr		P6700 Rear Wall - Cell 2V06			Document type: EPB	Project nr: 22-16148	Page 1
Modification	Date	Name	Original		Replacement of / Replaced by	Scale 1:1				1460

Parts list

F01_001

Device tag	Quantity	Designation	Type number	Supplier	Part number
=V1AR201XQ41WC1-XG1	1	Surface socket-outlet		ABB	ABB.2CMA193115R1000

+V1AR201XQ41/1

+.AR201XQ41UQ1.1/1

			Date	10/21/2022	Volvo Trucks North America	Valiant TMS	Parts list : ABB.2CMA193115R1000 - ABB.2CMA193115R1000	Drawing name:	=	
			Ed.	MKLEPADLO					+ V1AR201XQ41UC01	
			Appr		P6700 Rear Wall - Cell 2V06			Document type: EPB	Project nr: 22-16148	Page 1
Modification	Date	Name	Original		Replacement of / Replaced by	Scale 1:1				1460

Parts list

F01_001

Device tag	Quantity	Designation	Type number	Supplier	Part number
=V1AR201XQ41UQ1.1-BGR	1	Inductive sensor	BI20U-CA40-AP6X2-H1141/S1590 W/BS2.0	Turck	TUR.1627205
=V1AR201XQ41UQ1.1-BGS	1	Inductive sensor	BI20U-CA40-AP6X2-H1141/S1590 W/BS2.0	Turck	TUR.1627205
=V1AR201XQ41UQ1.1-XG1/2	1	Y splitter	U2-30676	TURCK	TUR.VB2-FSM 4.4/2FKM 4/S3450

+.AR201XQ41UC01/1 +.FQ1/1

			Date	11/14/2022	Volvo Trucks North America		Valiant TMS	Parts list : TUR.1627205 - TUR.VB2-FSM 4.4/2FKM 4/S3450	Drawing name:	=	
			Ed.	KMAFFRE						+ V1AR201XQ41UQ1.1	
			Appr		P6700 Rear Wall - Cell 2V06				Document type:	Project nr:	Page 1
Modification	Date	Name	Original		Replacement of	Replaced by	Scale 1:1		EPB	22-16148	1460

Parts list

F01_001

Device tag	Quantity	Designation	Type number	Supplier	Part number
=V1FQ1-BR1	1				SICK.1100408
=V1FQ1-BR2	1				SICK.1100408
=V1FQ1-BR3	1				SICK.1100408
=V1FQ1-BR4	1				SICK.1100408
=V1FQ1-BR11	1	EZ-Screen System	SLSCP30-1200P44NT	BANNER	BAN.SLSCP30-1200P44NT
=V1FQ1-BR12	1	EZ-Screen System	SLSCP30-1200P44NT	BANNER	BAN.SLSCP30-1200P44NT
=V1FQ1-BR13	1	EZ-Screen System	SLSCP30-1200P44NT	BANNER	BAN.SLSCP30-1200P44NT
=V1FQ1-BR14	1	EZ-Screen System	SLSCP30-1200P44NT	BANNER	BAN.SLSCP30-1200P44NT
=V1FQ1-BR15	1	EZ-Screen System	SLSCP30-1200P44NT	BANNER	BAN.SLSCP30-1200P44NT
=V1FQ1-BR16	1	EZ-Screen System	SLSCP30-1200P44NT	BANNER	BAN.SLSCP30-1200P44NT

Parts list

F01_001

Device tag	Quantity	Designation	Type number	Supplier	Part number
=V1FQ1-BG1	1	SWITCH	MGB-L2B-PNA-L-121863	EUCHNER	EUC.MGB-L2B-PNA-L-121863
=V1FQ1-BG1	1	HANDLE	MGB-H-AA1A2-L-106221	EUCHNER	EUC.MGB-H-AA1A2-L-106221
=V1FQ1-BG1	1	MOUNTING PLATE	MGB-A-MOUNTINGPLATE-H-109491	EUCHNER	EUC.MGB-A-MOUNTINGPLATE-H-109491
=V1FQ1-BG1	1	ESCAPE RELEASE	MGB-E-A2-106051	EUCHNER	EUC.MGB-E-A2-106051

+V1FQ1/1

+.U10U01/1

			Date	10/21/2022	Volvo Trucks North America	Valiant TMS	Parts list : EUC.MGB-L2B-PNA-L-121863 - EUC.MGB-E-A2-106051	Drawing name: =2V06&EFS_EL	=	
			Ed.	MKLEPADLO					+ V1FQ1BG1	
			Appr		P6700 Rear Wall - Cell 2V06	Scale 1:1		Document type: EPB	Project nr: 22-16148	Page 1
Modification	Date	Name	Original		Replacement of / Replaced by					1460

Parts list

F01_001

Device tag	Quantity	Designation	Type number	Supplier	Part number
=V1U10U01KF1-KF1.11	1	MVK-MPNIO DI8 DO8 FSU	MVK-MPNIO DI8 DO8 FSU	MURR	MURR.55339
=V1U10U01PF1-PF1	1	K50L Series Daylight Visible Indicators	K50L2RGB7QP	BANNER	BAN.805371
=V1U10U01PF1-PF1	1	Mounting kit	SMB30A	BANNER	BAN.32723

+.FQ1BG1/1

+.UC11/1

			Date	12/16/2022	Volvo Trucks North America		Valiant TMS	Parts list : MURR.55339 - BAN.32723	Drawing name:	=	
			Ed.	MKLEPADLO						+ V1U10U01	
			Appr		P6700 Rear Wall - Cell 2V06				Document type:	Project nr:	Page 1
Modification	Date	Name	Original		Replacement of	Replaced by	Scale 1:1		EPB	22-16148	1460

Parts list

F01_001

Device tag	Quantity	Designation	Type number	Supplier	Part number
=V1AR21-FC1	1		EMPD3FBCB-025A-M	Electro-Matic	EMPD3FBCB-025A-M
=V1AR41-FC1	1		EMPD3FBCB-025A-M	Electro-Matic	EMPD3FBCB-025A-M
=V1AR42-FC1	1		EMPD3FBCB-025A-M	Electro-Matic	EMPD3FBCB-025A-M
=V1AR43-FC1	1		EMPD3FBCB-025A-M	Electro-Matic	EMPD3FBCB-025A-M
=V1AR201-FC1	1		EMPD3FBCB-025A-M	Electro-Matic	EMPD3FBCB-025A-M
=V1AR201XQ41-FC1	1		EMPD3FBCB-060A-M	Electro-Matic	EMPD3FBCB-060A-M
=V1G10GL21-FC1	1	3P-C32	S203-C32	ABB	ABB.2CDS253001R0324
=V1G10GL21-FC1	1	Auxiliary Contact	S2C-H6R	ABB	ABB.2CDS200912R0001
=V1KF1-KF11	1				SIE.6ES7155-6AA01-0BN0_subassembly
=V1KF1-KF11	1	ET200SP, SERVERMODULE	6ES7193-6PA00-0AA0		SIE.6ES7193-6PA00-0AA0
=V1KF1-KF11.11	1	ET 200SP, DI 16x 24V DC ST, PU 1	6ES7131-6BH01-0BA0	SIE	SIE.6ES7131-6BH01-0BA0
=V1KF1-KF11.11	1	BASEUNIT TYPE A0, BU15-P16+A0+2D	6ES7193-6BP00-0DA0	SIE	SIE.6ES7193-6BP00-0DA0
=V1KF1-KF11.12	1	ET 200SP, DI 16x 24V DC ST, PU 1	6ES7131-6BH01-0BA0	SIE	SIE.6ES7131-6BH01-0BA0
=V1KF1-KF11.12	1	BASEUNIT TYPE A0, BU15-P16+A0+2D	6ES7193-6BP00-0DA0	SIE	SIE.6ES7193-6BP00-0DA0
=V1KF1-KF11.13	1	ET 200SP, DI 16x 24V DC ST, PU 1	6ES7131-6BH01-0BA0	SIE	SIE.6ES7131-6BH01-0BA0
=V1KF1-KF11.13	1	BASEUNIT TYPE A0, BU15-P16+A0+2D	6ES7193-6BP00-0DA0	SIE	SIE.6ES7193-6BP00-0DA0
=V1KF1-KF11.14	1	ET 200SP, DI 16x 24V DC ST, PU 1	6ES7131-6BH01-0BA0	SIE	SIE.6ES7131-6BH01-0BA0
=V1KF1-KF11.14	1	BASEUNIT TYPE A0, BU15-P16+A0+2D	6ES7193-6BP00-0DA0	SIE	SIE.6ES7193-6BP00-0DA0
=V1KF1-KF11.21	1	ET 200SP, DQ 16x 24V DC/0,5A ST, PU 1	6ES7132-6BH01-0BA0	SIE	SIE.6ES7132-6BH01-0BA0
=V1KF1-KF11.21	1	BASEUNIT TYPE A0, BU15-P16+A0+2D	6ES7193-6BP00-0DA0	SIE	SIE.6ES7193-6BP00-0DA0
=V1KF1-KF11.31	1	ET 200SP, El-Mod., F-DI 8x24VDC HF	6ES7136-6BA00-0CA0	SIEMENS	SIE.6ES7136-6BA00-0CA0
=V1KF1-KF11.31	1	BASEUNIT TYPE A0, BU15-P16+A0+2B	6ES7193-6BP00-0BA0	SIE	SIE.6ES7193-6BP00-0BA0
=V1KF1-KF11.32	1	ET 200SP, El-Mod., F-DI 8x24VDC HF	6ES7136-6BA00-0CA0	SIEMENS	SIE.6ES7136-6BA00-0CA0
=V1KF1-KF11.32	1	BASEUNIT TYPE A0, BU15-P16+A0+2B	6ES7193-6BP00-0BA0	SIE	SIE.6ES7193-6BP00-0BA0
=V1KF1-KF11.41	1	ET 200SP, El-Mod., F-DQ 4xDC 24V/2A	6ES7136-6DB00-0CA0		SIE.6ES7136-6DB00-0CA0
=V1KF1-KF11.41	1	BASEUNIT TYPE A0, BU15-P16+A0+2B	6ES7193-6BP00-0BA0	SIE	SIE.6ES7193-6BP00-0BA0
=V1KF1-KF11.42	1	ET 200SP, El-Mod., F-DQ 4xDC 24V/2A	6ES7136-6DB00-0CA0		SIE.6ES7136-6DB00-0CA0
=V1KF1-KF11.42	1	BASEUNIT TYPE A0, BU15-P16+A0+2B	6ES7193-6BP00-0BA0	SIE	SIE.6ES7193-6BP00-0BA0
=V1KF1-KF11.51	1	ET 200SP, F-RQ 1x24VDC/24..230VAC/5A ST	6ES7136-6RA00-0BF0		SIE.6ES7136-6RA00-0BF0
=V1KF1-KF11.51	1	BASEUNIT TYPE F0, BU20-P8+A4+0B	6ES7193-6BP20-0BF0	SIE	SIE.6ES7193-6BP20-0BF0
=V1KF1-KF11.52	1	ET 200SP, F-RQ 1x24VDC/24..230VAC/5A ST	6ES7136-6RA00-0BF0		SIE.6ES7136-6RA00-0BF0
=V1KF1-KF11.52	1	BASEUNIT TYPE F0, BU20-P8+A4+0B	6ES7193-6BP20-0BF0	SIE	SIE.6ES7193-6BP20-0BF0
=V1KF1-KF11.53	1	ET 200SP, F-RQ 1x24VDC/24..230VAC/5A ST	6ES7136-6RA00-0BF0		SIE.6ES7136-6RA00-0BF0
=V1KF1-KF11.53	1	BASEUNIT TYPE F0, BU20-P8+A4+0B	6ES7193-6BP20-0BF0	SIE	SIE.6ES7193-6BP20-0BF0
=V1KF1-KF11.54	1	ET 200SP, F-RQ 1x24VDC/24..230VAC/5A ST	6ES7136-6RA00-0BF0		SIE.6ES7136-6RA00-0BF0
=V1KF1-KF11.54	1	BASEUNIT TYPE F0, BU20-P8+A4+0B	6ES7193-6BP20-0BF0	SIE	SIE.6ES7193-6BP20-0BF0
=V1KF1-KF100.11	1	SCALANCE XC216	6GK5216-0BA00-2AC2	SIE	SIE.6GK5216-0BA00-2AC2
=V1KF1-KF100.11	1				SIE.6GK1900-0AB10
=V1WC1-FC1	1	MCCB_UL_FS125_15A_3P_65KA_TM_ FTFM	3VA5195-6ED31-0AA0	SIE	SIE.3VA5195-6ED31-0AA0
=V1WC1-KF1.1	1	BREAKER DATA SERVER, COM100	3VA9977-0TA20	SIE	SIE.3VA9977-0TA20
=V1WC1-KF1.2	1	Switched Ethernet PROFINET Module V3	7KM9300-0AE02-0AA0		SIE.7KM9300-0AE02-0AA0
=V1WC1-QB1	1	MCCB_UL_FS400_400A_3P_65KA_ETU8_LSI	3VA6340-6KP31-0AA0	SIE	SIE.3VA6340-6KP31-0AA0
=V1WC1-QB1-KF1	1	COMMUNICATION MODULE COM060	3VA9177-0TB10	SIE	SIE.3VA9177-0TB10
=V1WC1-TA1	1	Transformer	PTN102-3K	POWERTRAN	PTN102-3K
=V1WC2-A3	1	Multi-Environment Voltage Indicator and Safe-Test Point Combination Unit with Vertical Flange Mounting Label	F-3W2MT-LMF		GT.R-3W2MT-LMF
=V1WC2-FC1	1	MCCB_UL_FS125_20A_3P_65KA_TM_ FTFM	3VA5120-6ED31-0AA0	SIE	SIE.3VA5120-6ED31-0AA0
=V1WC2-FC1	1	SENTRON auxiliary switch Accessories for 3VA circuit breakers	3VA9978-0AA12	SIE	SIE.3VA9978-0AA12
=V1WC2-FC2	1	CIRCUIT BREAKER 10KA, 3POLE, C, 3A	5SJ4303-7HG42	SIE	SIE.5SJ4303-7HG42
=V1WC2-TA2	1	Transformer	PTN102-7.5K	POWERTRAN	PTN102-7.5K
=V1WC3-FC2	1	CIRCUIT BREAKER 240V 14KA, 1-POLE, C, 20A, D=70MM	5SJ4120-7HG41	SIE	SIE.5SJ4120-7HG41
=V1WC3-FC2	1	AUXILARY SWITCH 1NO1NC UL489	5ST3010-0HG	SIE	SIE.5ST3010-0HG
=V1WC3-FC3	1	CIRCUIT BREAKER 240V 14KA, 1-POLE, C, 10A, D=70MM	5SJ4110-7HG41	SIE	SIE.5SJ4110-7HG41
=V1WC3-FC3	1	AUXILARY SWITCH 1NO1NC UL489	5ST3010-0HG	SIE	SIE.5ST3010-0HG
=V1WC3-FC4	1	CIRCUIT BREAKER 240V 14KA, 1-POLE, C, 3A, D=70MM	5SJ4103-7HG41	SIE	SIE.5SJ4103-7HG41
=V1WC3-FC4	1	AUXILARY SWITCH 1NO1NC UL489	5ST3010-0HG	SIE	SIE.5ST3010-0HG
=V1WC3-FC5	1	CIRCUIT BREAKER 240V 14KA, 1-POLE, C, 16A, D=70MM	5SJ4116-7HG41	SIE	SIE.5SJ4116-7HG41

			Date	10/21/2022	Volvo Trucks North America	Valiant TMS	Parts list : EMPD3FBCB-025A-M - SIE.5SJ4116-7HG41	Drawing name: =2V06&EFS_EL	= + V1UC11
			Ed.	MKLEPADLO	P6700 Rear Wall - Cell 2V06	Scale 1:1		Document type: EPB	Project nr: 22-16148
			Appr						Page 1 / 1460
Modification	Date	Name	Original		Replacement of / Replaced by				

Parts list

F01_001

Device tag	Quantity	Designation	Type number	Supplier	Part number
=V1WC3-FC6	1	CIRCUIT BREAKER 240V 14KA, 1-POLE, C, 16A, D=70MM	5SJ4116-7HG41	SIE	SIE.5SJ4116-7HG41
=V1WC3-FC6	1	AUXILARY SWITCH 1NO1NC UL489	5ST3010-0HG	SIE	SIE.5ST3010-0HG
=V1WC3-FC7	1	CIRCUIT BREAKER 240V 14KA, 1-POLE, C, 16A, D=70MM	5SJ4116-7HG41	SIE	SIE.5SJ4116-7HG41
=V1WC3-FC7	1	AUXILARY SWITCH 1NO1NC UL489	5ST3010-0HG	SIE	SIE.5ST3010-0HG
=V1WC3-FC8	1	CIRCUIT BREAKER 240V 14KA, 1-POLE, C, 16A, D=70MM	5SJ4116-7HG41	SIE	SIE.5SJ4116-7HG41
=V1WC3-FC8	1	AUXILARY SWITCH 1NO1NC UL489	5ST3010-0HG	SIE	SIE.5ST3010-0HG
=V1WC3-FC9	1	CIRCUIT BREAKER 240V 14KA, 1-POLE, C, 6A, D=70MM	5SJ4106-7HG41	SIE	SIE.5SJ4106-7HG41
=V1WC3-FC9	1	AUXILARY SWITCH 1NO1NC UL489	5ST3010-0HG	SIE	SIE.5ST3010-0HG
=V1WC3-FC10	1	CIRCUIT BREAKER 240V 14KA, 1-POLE, C, 16A, D=70MM	5SJ4116-7HG41	SIE	SIE.5SJ4116-7HG41
=V1WC3-FC10	1	AUXILARY SWITCH 1NO1NC UL489	5ST3010-0HG	SIE	SIE.5ST3010-0HG
=V1WC3-FC11	1	CIRCUIT BREAKER 240V 14KA, 1-POLE, C, 6A, D=70MM	5SJ4106-7HG41	SIE	SIE.5SJ4106-7HG41
=V1WC3-FC11	1	AUXILARY SWITCH 1NO1NC UL489	5ST3010-0HG	SIE	SIE.5ST3010-0HG
=V1WC3-FC12	1	CIRCUIT BREAKER 240V 14KA, 1-POLE, C, 16A, D=70MM	5SJ4116-7HG41	SIE	SIE.5SJ4116-7HG41
=V1WC3-XG1	2	DBL175 Series Distribution Block	1SNL317510R0000	ENTRELEC	1SNL317510R0000
=V1WC3-XG2	2	DBL175 Series Distribution Block	1SNL317510R0000	ENTRELEC	1SNL317510R0000
=V1WC3-XG3	1	Panel Interface Connector with USB Type A/F to USB Type A/M [Qty: 2]; Category 5e RJ45 Feed Through; Housing; UL Type 4; Duplex Outlet; 5 Amp Circuit Breaker	GT_N.P-P11#2R2-K3RD5		GT_N.P-P11#2R2-K3RD5
=V1WC4-FC11	1	SITOP SEL1200 8 x 10A	6EP4438-7FB00-3DX0		SIE.6EP4438-7FB00-3DX0
=V1WC4-FC12	1	SITOP SEL1200 8 x 10A	6EP4438-7FB00-3DX0		SIE.6EP4438-7FB00-3DX0
=V1WC4-TA1	1	SITOP PSU6200 1ph 24 V/20 A	6EP3336-7SB00-3AX0		SIE.6EP3336-7SB00-3AX0
=V1WC4-TA2	1	SITOP PSU6200 1ph 24 V/20 A	6EP3336-7SB00-3AX0		SIE.6EP3336-7SB00-3AX0
=V1WC4-XG61	1	TEE, 5-PIN MINI, STANDARD KEYWAY	RSM-2RKM 50	TURCK	TUR.RSM-2RKM 50
=V1WR1-FC1	1		EMPD3FBCB-100A-M	Electro-Matic	EMPD3FBCB-100A-M
=V1WR2-FC1	1		EMPD3FBCB-100A-M	Electro-Matic	EMPD3FBCB-100A-M
=V2AR41-FC1	1		EMPD3FBCB-025A-M	Electro-Matic	EMPD3FBCB-025A-M
=V2WR1-FC1	1		EMPD3FBCB-100A-M	Electro-Matic	EMPD3FBCB-100A-M
=WC1-WC1	1	Golvskåp TS 8 sidskåp	TS8	RIT	RIT.SETS8205SID5
=WC1-WC1	1	TS Trim panel, sides, H: 100 mm, for W: 500 mm, RAL 7022, sheet steel	TS.8601050	RIT	RIT.8601050
=WC1-WC1	1	TS Base/plinth component, rear, H: 100 mm, for W: 1200 mm, RAL 7022, sheet steel	TS.8601200	RIT	RIT.8601200
=WC1-WC1	1	TS Side panel, screw-fastened, for TS, TS IT, for WD: 2000x500 mm, Sheet steel	TS.8105235	RIT	RIT.8105235
=WC1-WC1	1	PS Wiring plan pockets, for TS, CM, SE, PC, TP pedestal, sheet steel	TS.4115000	RIT	RIT.4115000

			Date	12/2/2022	Volvo Trucks North America	Valiant TMS	Parts list : SIE.5SJ4116-7HG41 - RIT.4115000	Drawing name:	=	
			Ed.	KMAFFRE					+ V1UC11	
			Appr		P6700 Rear Wall - Cell 2V06			Document type: EPB	Project nr: 22-16148	Page 2
Modification	Date	Name	Original		Replacement of / Replaced by	Scale 1:1				1460

Parts list

F01_001

Device tag	Quantity	Designation	Type number	Supplier	Part number
=V1KF1-KF32	1				SIE.6ES7155-6AA01-0BN0_subassembly
=V1KF1-KF32	1	ET200SP, SERVERMODULE	6ES7193-6PA00-0AA0		SIE.6ES7193-6PA00-0AA0
=V1KF1-KF32.11	1	ET 200SP, DI 16x 24V DC ST, PU 1	6ES7131-6BH01-0BA0	SIE	SIE.6ES7131-6BH01-0BA0
=V1KF1-KF32.11	1	BASEUNIT TYPE A0, BU15-P16+A0+2D	6ES7193-6BP00-0DA0	SIE	SIE.6ES7193-6BP00-0DA0
=V1KF1-KF32.21	1	ET 200SP, DQ 16x 24V DC/0,5A ST, PU 1	6ES7132-6BH01-0BA0	SIE	SIE.6ES7132-6BH01-0BA0
=V1KF1-KF32.21	1	BASEUNIT TYPE A0, BU15-P16+A0+2D	6ES7193-6BP00-0DA0	SIE	SIE.6ES7193-6BP00-0DA0
=V1KF1-KF32.31	1	ET 200SP, El-Mod., F-DI 8x24VDC HF	6ES7136-6BA01-0CA0	SIE	SIE.6ES7136-6BA01-0CA0
=V1KF1-KF32.31	1	BASEUNIT TYPE A0, BU15-P16+A0+2D	6ES7193-6BP00-0DA0	SIE	SIE.6ES7193-6BP00-0DA0
=V1KF1-PNET1	1	Profinet cable - RJ45 plug to M12 Female receptacle; 1m long	RJ45S FKSDED 423-1M	TURCK	TUR.RJ45S FKSDED 423-1M
=V1PZ1-PF1	1	Signaling column connection element for pipe mounting incl. end cover and seal	8WD4408-0AA	SIE	SIE.8WD4408-0AA
=V1PZ1-PF1	1	Tube with foot, tube length 100 mm, accessory for signaling columns 8WD44, D=70 mm	8WD4308-0DA	SIEMENS	SIE.8WD4308-0DA
=V1PZ1-PF1	1	Signaling column multifunctional siren element different sounds can be set 24 V	8WD4420-0EA2		SIE.8WD4420-0EA2
=V1PZ1-PF1	1	Signaling column continuous light element LED red, 24 V AC/DC	8WD4420-5AB	SIE	SIE.8WD4420-5AB
=V1PZ1-PF1	1	Signaling column continuous light element LED green, 24 V AC/DC	8WD4420-5AC	SIE	SIE.8WD4420-5AC
=V1SF0PG1-M1	1	Ground bar kit, 5 positions.	ECGB5	SIE	US2.ECGB5
=V1SF0PG1-M1	1	Wiring Duct Covers, PVC	C1.5LG6	PAN	PAN.C1.5LG6
=V1SF0PG1-M1	1	Wiring Duct Covers, PVC	C1LG6	PAN	PAN.C1LG6
=V1SF0PG1-M1	1	Wide Slotted Wiring Duct, PVC	G1.5X4LG6	PAN	PAN.G1.5X4LG6
=V1SF0PG1-M1	1	Wide Slotted Wiring Duct, PVC	G1X4LG6	PAN	PAN.G1X4LG6
=V1SF0PG1-PF1	1	Signaling column multifunctional siren element different sounds can be set 24 V	8WD4420-0EA2		SIE.8WD4420-0EA2
=V1SF0PG1-PF1	1	Signaling column connection element for pipe mounting incl. end cover and seal	8WD4408-0AA	SIE	SIE.8WD4408-0AA
=V1SF0PG1-PF1	1	Tube with foot, tube length 100 mm, accessory for signaling columns 8WD44, D=70 mm	8WD4308-0DA	SIEMENS	SIE.8WD4308-0DA
=V1SF0PG1-PF1	1	Signaling column continuous light element LED red, 24 V AC/DC	8WD4420-5AB	SIE	SIE.8WD4420-5AB
=V1SF0PG1-PF1	1	Signaling column continuous light element LED green, 24 V AC/DC	8WD4420-5AC	SIE	SIE.8WD4420-5AC
=V1SF0PG1-PG1	1	SIMATIC HMI TP1500 COMFORT	6AV2124-0QC02-0AX1	SIE	SIE.6AV2124-0QC02-0AX1
=V1SF0PG1-PG1	1	SIMATIC HMI SD MEMORY CARD 2 GB	6AV2181-8XP00-0AX0	SIE	SIE.6AV2181-8XP00-0AX0
=V1SF0PG1-SF1	1	PUSHBUTTON CP1-10G-20	CP1-10G-20	ABB	ABB.1SFA619100R1022
=V1SF0PG1-SF2	1	PUSHBUTTON CP1-10Y-20	CP1-10Y-20	ABB	ABB.1SFA619100R1023
=V1SF0PG1-SF3/PF3	1	PUSHBUTTON CP1-11C-10	CP1-11C-10	ABB	ABB.1SFA619100R1118
=V1SF0PG1-UC01	1	Compact enclosure AX	AX.6315450	RIT	RIT.6315450
=V1SF0PG1-UC01	1	Pedestal, open	CP.6106500	RIT	RIT.6106500
=V1SF0PG1-UC01	1	Coupling CP 60	CP.6206300	RIT	RIT.6206300
=V1SF0PG1-UC01	1	Accessory bag, for AX	AX.5051300	RIT	RIT.5051300
=V1SF0PG1-UC01	1	Mounting plate, for AX	AX.5051375	RIT	RIT.5051375
=V1WC4-FC1	1	Miniature Circuit Breaker MCBs - S200UDC - Number of Poles 1 - Tripping characteristic K	S201UDC-K5	ABB	ABB.2CDS271517R0357
=V1WC4-FC1	1	S2C-H6RU - Auxiliary Contact	S2C-H6RU	ABB	ABB.2CDS200914R0001
=V1WC4-FC2	1	Miniature Circuit Breaker MCBs - S200UDC - Number of Poles 1 - Tripping characteristic K	S201UDC-K5	ABB	ABB.2CDS271517R0357
=V1WC4-FC2	1	S2C-H6RU - Auxiliary Contact	S2C-H6RU	ABB	ABB.2CDS200914R0001
=V1WC4-PG1	1	SIMATIC HMI TP1500 COMFORT	6AV2124-0QC02-0AX1	SIE	SIE.6AV2124-0QC02-0AX1
=V1WC4-XD1	1	RECEPTACLE MINI 5P MALE 1M	RSF 50-1M/NPT	TURCK	TUR.RSF 50-1M/NPT

+.UC11/2 +.UC46/1

			Date	12/8/2022	Volvo Trucks North America	Valiant TMS	Parts list : SIE.6ES7155-6AA01-0BN0_subassembly - TUR.RSF 50-1M/NPT	Drawing name: =2V06&EFS_EL	= + V1UC32	
			Ed.	KMAFFRE						
			Appr		P6700 Rear Wall - Cell 2V06			Document type: EPB	Project nr: 22-16148	Page 1
Modification	Date	Name	Original		Replacement of	Replaced by	Scale 1:1			1460

Parts list

F01_001

Device tag	Quantity	Designation	Type number	Supplier	Part number
=V1KF1-KF46	1				SIE.6ES7155-6AA01-0BN0_subassembly
=V1KF1-KF46	1	ET200SP, SERVERMODULE	6ES7193-6PA00-0AA0		SIE.6ES7193-6PA00-0AA0
=V1KF1-KF46.11	1	ET 200SP, DI 16x 24V DC ST, PU 1	6ES7131-6BH01-0BA0	SIE	SIE.6ES7131-6BH01-0BA0
=V1KF1-KF46.11	1	BASEUNIT TYPE A0, BU15-P16+A0+2D	6ES7193-6BP00-0DA0	SIE	SIE.6ES7193-6BP00-0DA0
=V1KF1-KF46.41	1	ET 200SP, El-Mod., F-DQ 4xDC 24V/2A	6ES7136-6DB00-0CA0		SIE.6ES7136-6DB00-0CA0
=V1KF1-KF46.41	1	BASEUNIT TYPE A0, BU15-P16+A0+2D	6ES7193-6BP00-0DA0	SIE	SIE.6ES7193-6BP00-0DA0
=V1KF1-KF46.51	1	ET 200SP, F-RQ 1x24VDC/24..230VAC/5A ST	6ES7136-6RA00-0BF0		SIE.6ES7136-6RA00-0BF0
=V1KF1-KF46.51	1	BASEUNIT TYPE F0, BU20-P8+A4+0B	6ES7193-6BP20-0BF0	SIE	SIE.6ES7193-6BP20-0BF0
=V1KF1-KF46.52	1	ET 200SP, F-RQ 1x24VDC/24..230VAC/5A ST	6ES7136-6RA00-0BF0		SIE.6ES7136-6RA00-0BF0
=V1KF1-KF46.52	1	BASEUNIT TYPE F0, BU20-P8+A4+0B	6ES7193-6BP20-0BF0	SIE	SIE.6ES7193-6BP20-0BF0
=V1KF1-KF46.53	1	ET 200SP, F-RQ 1x24VDC/24..230VAC/5A ST	6ES7136-6RA00-0BF0		SIE.6ES7136-6RA00-0BF0
=V1KF1-KF46.53	1	BASEUNIT TYPE F0, BU20-P8+A4+0B	6ES7193-6BP20-0BF0	SIE	SIE.6ES7193-6BP20-0BF0
=V1KF1-KF46.54	1	ET 200SP, F-RQ 1x24VDC/24..230VAC/5A ST	6ES7136-6RA00-0BF0		SIE.6ES7136-6RA00-0BF0
=V1KF1-KF46.54	1	BASEUNIT TYPE F0, BU20-P8+A4+0B	6ES7193-6BP20-0BF0	SIE	SIE.6ES7193-6BP20-0BF0
=V1KF1-KF100.46	1	SCALANCE XC208	6GK5208-0BA00-2AC2	SIE	SIE.6GK5208-0BA00-2AC2
=V1KF1-KF100.46-P1	1	Profinet cable - RJ45 plug to M12 Female receptacle; 1m long	RJ45S FKSDED 423-1M	TURCK	TUR.RJ45S FKSDED 423-1M
=V1KF1-KF100.46-P3	1	Profinet cable - RJ45 plug to M12 Female receptacle; 1m long	RJ45S FKSDED 423-1M	TURCK	TUR.RJ45S FKSDED 423-1M
=V1KF1-KF100.46-P4	1	Profinet cable - RJ45 plug to M12 Female receptacle; 1m long	RJ45S FKSDED 423-1M	TURCK	TUR.RJ45S FKSDED 423-1M
=V1KF1-KF100.46-P5	1	Profinet cable - RJ45 plug to M12 Female receptacle; 1m long	RJ45S FKSDED 423-1M	TURCK	TUR.RJ45S FKSDED 423-1M
=V1KF1-KF100.46-P6	1	Profinet cable - RJ45 plug to M12 Female receptacle; 1m long	RJ45S FKSDED 423-1M	TURCK	TUR.RJ45S FKSDED 423-1M
=V1KF1-UC01	1	Compact enclosure AX	AX.1050000		RIT.1050000
=V1UC46-M1	1	Ground bar kit, 5 positions.	ECGB5	SIE	US2.ECGB5
=V1UC46-M1	1	Wiring Duct Covers, PVC	C1.5LG6	PAN	PAN.C1.5LG6
=V1UC46-M1	1	Wiring Duct Covers, PVC	C2LG6	PAN	PAN.C2LG6
=V1UC46-M1	1	Wide Slotted Wiring Duct, PVC	G1.5X4LG6	PAN	PAN.G1.5X4LG6
=V1UC46-M1	1	Wide Slotted Wiring Duct, PVC	G2X4LG6	PAN	PAN.G2X4LG6
=V1UC46-M1	1	STAND.SECTIONAL RAIL 35MM, LENGTH 483MM	6ES5710-8MA11	Siemens AG	SIE.6ES5710-8MA11
=V1WC3-FC1	1	Miniature Circuit Breaker - SU200 M - 1P - C - 10 A	SU201M-C10	ABB	ABB.2CDS271337R0104
=V1WC3-FC1	1	S2C-H6RU - Auxiliary Contact	S2C-H6RU	ABB	ABB.2CDS200914R0001
=V1WC3-XD1	1	RECEPTACLE MINI 3P MALE 1M	RSF 36-1M W/LN	TURCK	TUR.RSF 36-1M W/LN
=V1WC4-FC11	1	SITOP PSE200U	6EP1961-2BA41	SIE	SIE.6EP1961-2BA41
=V1WC4-TA1	1	SITOP PSU6200 1ph 24 V/20 A	6EP3336-7SB00-3AX0		SIE.6EP3336-7SB00-3AX0
=V1WC4-XD51	1	RECEPTACLE MINI 5P FEMALE 1M	RKF 50-1M/NPT	TURCK	TUR.RKF 50-1M/NPT
=V1WC4-XD52	1	RECEPTACLE MINI 5P FEMALE 1M	RKF 50-1M/NPT	TURCK	TUR.RKF 50-1M/NPT
=V1WC4-XD53	1	RECEPTACLE MINI 5P FEMALE 1M	RKF 50-1M/NPT	TURCK	TUR.RKF 50-1M/NPT
=V1WC4-XD54	1	RECEPTACLE MINI 5P FEMALE 1M	RKF 50-1M/NPT	TURCK	TUR.RKF 50-1M/NPT

+.UC32/1

+.UC47/1

			Date	11/14/2022	Volvo Trucks North America	Valiant TMS	Parts list : SIE.6ES7155-6AA01-0BN0_subassembly - TUR.RKF 50-1M/NPT	Drawing name: =2V06&EFS_EL	= + V1UC46	
			Ed.	KMAFFRE						
			Appr		P6700 Rear Wall - Cell 2V06			Document type: EPB	Project nr: 22-16148	Page 1
Modification	Date	Name	Original		Replacement of / Replaced by	Scale 1:1				1460

Parts list

F01_001

Device tag	Quantity	Designation	Type number	Supplier	Part number
=V1KF1-KF47	1				SIE.6ES7155-6AA01-0BN0_subassembly
=V1KF1-KF47	1	ET200SP, SERVERMODULE	6ES7193-6PA00-0AA0		SIE.6ES7193-6PA00-0AA0
=V1KF1-KF47.11	1	ET 200SP, DI 16x 24V DC ST, PU 1	6ES7131-6BH01-0BA0	SIE	SIE.6ES7131-6BH01-0BA0
=V1KF1-KF47.11	1	BASEUNIT TYPE A0, BU15-P16+A0+2D	6ES7193-6BP00-0DA0	SIE	SIE.6ES7193-6BP00-0DA0
=V1KF1-KF47.41	1	ET 200SP, El-Mod., F-DQ 4xDC 24V/2A	6ES7136-6DB00-0CA0		SIE.6ES7136-6DB00-0CA0
=V1KF1-KF47.41	1	BASEUNIT TYPE A0, BU15-P16+A0+2D	6ES7193-6BP00-0DA0	SIE	SIE.6ES7193-6BP00-0DA0
=V1KF1-KF47.51	1	ET 200SP, F-RQ 1x24VDC/24..230VAC/5A ST	6ES7136-6RA00-0BF0		SIE.6ES7136-6RA00-0BF0
=V1KF1-KF47.51	1	BASEUNIT TYPE F0, BU20-P8+A4+0B	6ES7193-6BP20-0BF0	SIE	SIE.6ES7193-6BP20-0BF0
=V1KF1-KF47.52	1	ET 200SP, F-RQ 1x24VDC/24..230VAC/5A ST	6ES7136-6RA00-0BF0		SIE.6ES7136-6RA00-0BF0
=V1KF1-KF47.52	1	BASEUNIT TYPE F0, BU20-P8+A4+0B	6ES7193-6BP20-0BF0	SIE	SIE.6ES7193-6BP20-0BF0
=V1KF1-KF47.53	1	ET 200SP, F-RQ 1x24VDC/24..230VAC/5A ST	6ES7136-6RA00-0BF0		SIE.6ES7136-6RA00-0BF0
=V1KF1-KF47.53	1	BASEUNIT TYPE F0, BU20-P8+A4+0B	6ES7193-6BP20-0BF0	SIE	SIE.6ES7193-6BP20-0BF0
=V1KF1-KF47.54	1	ET 200SP, F-RQ 1x24VDC/24..230VAC/5A ST	6ES7136-6RA00-0BF0		SIE.6ES7136-6RA00-0BF0
=V1KF1-KF47.54	1	BASEUNIT TYPE F0, BU20-P8+A4+0B	6ES7193-6BP20-0BF0	SIE	SIE.6ES7193-6BP20-0BF0
=V1KF1-KF100.47	1	SCALANCE XC208	6GK5208-0BA00-2AC2	SIE	SIE.6GK5208-0BA00-2AC2
=V1KF1-KF100.47-P1	1	Profinet cable - RJ45 plug to M12 Female receptacle; 1m long	RJ45S FKSDED 423-1M	TURCK	TUR.RJ45S FKSDED 423-1M
=V1KF1-KF100.47-P3	1	Profinet cable - RJ45 plug to M12 Female receptacle; 1m long	RJ45S FKSDED 423-1M	TURCK	TUR.RJ45S FKSDED 423-1M
=V1KF1-KF100.47-P4	1	Profinet cable - RJ45 plug to M12 Female receptacle; 1m long	RJ45S FKSDED 423-1M	TURCK	TUR.RJ45S FKSDED 423-1M
=V1KF1-KF100.47-P5	1	Profinet cable - RJ45 plug to M12 Female receptacle; 1m long	RJ45S FKSDED 423-1M	TURCK	TUR.RJ45S FKSDED 423-1M
=V1KF1-KF100.47-P6	1	Profinet cable - RJ45 plug to M12 Female receptacle; 1m long	RJ45S FKSDED 423-1M	TURCK	TUR.RJ45S FKSDED 423-1M
=V1KF1-UC01	1	Compact enclosure AX	AX.1050000		RIT.1050000
=V1UC47-M1	1	Ground bar kit, 5 positions.	ECGB5	SIE	US2.ECGB5
=V1UC47-M1	1	Wiring Duct Covers, PVC	C1.5LG6	PAN	PAN.C1.5LG6
=V1UC47-M1	1	Wiring Duct Covers, PVC	C2LG6	PAN	PAN.C2LG6
=V1UC47-M1	1	Wide Slotted Wiring Duct, PVC	G1.5X4LG6	PAN	PAN.G1.5X4LG6
=V1UC47-M1	1	Wide Slotted Wiring Duct, PVC	G2X4LG6	PAN	PAN.G2X4LG6
=V1UC47-M1	1	STAND.SECTIONAL RAIL 35MM, LENGTH 483MM	6ES5710-8MA11	Siemens AG	SIE.6ES5710-8MA11
=V1WC3-FC1	1	Miniature Circuit Breaker - SU200 M - 1P - C - 10 A	SU201M-C10	ABB	ABB.2CDS271337R0104
=V1WC3-FC1	1	S2C-H6RU - Auxiliary Contact	S2C-H6RU	ABB	ABB.2CDS200914R0001
=V1WC3-XD1	1	RECEPTACLE MINI 3P MALE 1M	RSF 36-1M W/LN	TURCK	TUR.RSF 36-1M W/LN
=V1WC4-FC11	1	SITOP PSE200U	6EP1961-2BA41	SIE	SIE.6EP1961-2BA41
=V1WC4-TA1	1	SITOP PSU6200 1ph 24 V/20 A	6EP3336-7SB00-3AX0		SIE.6EP3336-7SB00-3AX0
=V1WC4-XD51	1	RECEPTACLE MINI 5P FEMALE 1M	RKF 50-1M/NPT	TURCK	TUR.RKF 50-1M/NPT
=V1WC4-XD52	1	RECEPTACLE MINI 5P FEMALE 1M	RKF 50-1M/NPT	TURCK	TUR.RKF 50-1M/NPT
=V1WC4-XD53	1	RECEPTACLE MINI 5P FEMALE 1M	RKF 50-1M/NPT	TURCK	TUR.RKF 50-1M/NPT
=V1WC4-XD54	1	RECEPTACLE MINI 5P FEMALE 1M	RKF 50-1M/NPT	TURCK	TUR.RKF 50-1M/NPT

Parts list

F01_001

Device tag	Quantity	Designation	Type number	Supplier	Part number
=V1SF0PG2-PG1	1	SIMATIC HMI TP700 COMFORT	6AV2124-0GC01-0AX0	SIE	SIE.6AV2124-0GC01-0AX0
=V1SF0PG2-PG1	1	SIMATIC HMI SD MEMORY CARD 2 GB	6AV2181-8XP00-0AX0	SIE	SIE.6AV2181-8XP00-0AX0
=V1SF0PG2-PNET1	1	Profinet cable - RJ45 plug to M12 Female receptacle; 0.5m long	RJ45S FKSDED 423-0.5M	TURCK	TUR.RJ45S FKSDED 423-0.5M
=V1SF0PG2-UC01	1	Compact enclosure AX	AX.6315150	RIT	RIT.6315150
=V1SF0PG2-UC01	1	Accessory bag, for AX	AX.5051300	RIT	RIT.5051300
=V1SF0PG2-UC01	1	Mounting plate, for AX	AX.5051368	RIT	RIT.5051368
=V1SF0PG2-XD1	1	RECEPTACLE MINI 5P MALE 1M	RSF 50-1M/NPT	TURCK	TUR.RSF 50-1M/NPT

+.UC47/1

+.UC52/1

			Date	10/21/2022	Volvo Trucks North America	Valiant TMS	Parts list : SIE.6AV2124-0GC01-0AX0 - TUR.RSF 50-1M/NPT	Drawing name: =2V06&EFS_EL	=	
			Ed.	MKLEPADLO					+ V1UC51	
			Appr		P6700 Rear Wall - Cell 2V06	Scale 1:1		Document type: EPB	Project nr: 22-16148	Page 1
Modification	Date	Name	Original		Replacement of	Replaced by				1460

Parts list

F01_001

Device tag	Quantity	Designation	Type number	Supplier	Part number
=V1SF0PG3-PG1	1	SIMATIC HMI TP700 COMFORT	6AV2124-0GC01-0AX0	SIE	SIE.6AV2124-0GC01-0AX0
=V1SF0PG3-PG1	1	SIMATIC HMI SD MEMORY CARD 2 GB	6AV2181-8XP00-0AX0	SIE	SIE.6AV2181-8XP00-0AX0
=V1SF0PG3-PNET1	1	Profinet cable - RJ45 plug to M12 Female receptacle; 0.5m long	RJ45S FKSDED 423-0.5M	TURCK	TUR.RJ45S FKSDED 423-0.5M
=V1SF0PG3-UC01	1	Compact enclosure AX	AX.6315150	RIT	RIT.6315150
=V1SF0PG3-UC01	1	Accessory bag, for AX	AX.5051300	RIT	RIT.5051300
=V1SF0PG3-UC01	1	Mounting plate, for AX	AX.5051368	RIT	RIT.5051368
=V1SF0PG3-XD1	1	RECEPTACLE MINI 5P MALE 1M	RSF 50-1M/NPT	TURCK	TUR.RSF 50-1M/NPT

+.UC51/1

+.UC61/1

			Date	10/21/2022	Volvo Trucks North America	Valiant TMS	Parts list : SIE.6AV2124-0GC01-0AX0 - TUR.RSF 50-1M/NPT	Drawing name: =2V06&EFS_EL	= + V1UC52	
			Ed.	MKLEPADLO						
			Appr		P6700 Rear Wall - Cell 2V06	Scale 1:1		Document type: EPB	Project nr: 22-16148	Page 1 / 1460
Modification	Date	Name	Original		Replacement of	Replaced by				

Parts list

F01_001

Device tag	Quantity	Designation	Type number	Supplier	Part number
=V1PZ1PF1-PF1	1	Signaling column connection element for pipe mounting incl. end cover and seal	8WD4408-0AA	SIE	SIE.8WD4408-0AA
=V1PZ1PF1-PF1	1	Tube with foot, tube length 100 mm, accessory for signaling columns 8WD44, D=70 mm	8WD4308-0DA	SIEMENS	SIE.8WD4308-0DA
=V1PZ1PF1-PF1	1	Signaling column multifunctional siren element different sounds can be set 24 V	8WD4420-0EA2		SIE.8WD4420-0EA2
=V1PZ1PF1-PF1	1	Signaling column continuous light element LED red, 24 V AC/DC	8WD4420-5AB	SIE	SIE.8WD4420-5AB
=V1PZ1PF1-PF1	1	Signaling column continuous light element LED green, 24 V AC/DC	8WD4420-5AC	SIE	SIE.8WD4420-5AC
=V1PZ1PF1-PF1	1	Signaling column continuous light element LED yellow, 24 V AC/DC	8WD4420-5AD	SIE	SIE.8WD4420-5AD
=V1PZ1PF1-PF1	1	Signaling column continuous light element LED blue, 24 V AC/DC	8WD4420-5AF	SIE	SIE.8WD4420-5AF
=V1PZ1PF1-UC01	1	Small enclosures KX	KX.1574000		RIT.1574000
=V1PZ1PF1-XD1	1	RECEPTACLE 1-1/8" MINIFAST 10P MALE 2M	RSF 106-2M/14.5/NPT/CS16486	TURCK	TUR.RSF 106-2M/14.5/NPT/CS16486

+.UC52/1

+.UC62/1

			Date	10/21/2022	Volvo Trucks North America	Valiant TMS	Parts list : SIE.8WD4408-0AA - TUR.RSF 106-2M/14.5/NPT/CS16486	Drawing name: =2V06&EFS_EL	= + V1UC61	
			Ed.	MKLEPADLO						
			Appr		P6700 Rear Wall - Cell 2V06	Scale 1:1		Document type: EPB	Project nr: 22-16148	Page 1 / 1460
Modification	Date	Name	Original		Replacement of	Replaced by				

Parts list

F01_001

Device tag	Quantity	Designation	Type number	Supplier	Part number
=V1PZ1PF2-PF1	1	Signaling column connection element for pipe mounting incl. end cover and seal	8WD4408-0AA	SIE	SIE.8WD4408-0AA
=V1PZ1PF2-PF1	1	Tube with foot, tube length 100 mm, accessory for signaling columns 8WD44, D=70 mm	8WD4308-0DA	SIEMENS	SIE.8WD4308-0DA
=V1PZ1PF2-PF1	1	Signaling column multifunctional siren element different sounds can be set 24 V	8WD4420-0EA2		SIE.8WD4420-0EA2
=V1PZ1PF2-PF1	1	Signaling column continuous light element LED red, 24 V AC/DC	8WD4420-5AB	SIE	SIE.8WD4420-5AB
=V1PZ1PF2-PF1	1	Signaling column continuous light element LED green, 24 V AC/DC	8WD4420-5AC	SIE	SIE.8WD4420-5AC
=V1PZ1PF2-PF1	1	Signaling column continuous light element LED yellow, 24 V AC/DC	8WD4420-5AD	SIE	SIE.8WD4420-5AD
=V1PZ1PF2-PF1	1	Signaling column continuous light element LED blue, 24 V AC/DC	8WD4420-5AF	SIE	SIE.8WD4420-5AF
=V1PZ1PF2-UC01	1	Small enclosures KX	KX.1574000		RIT.1574000
=V1PZ1PF2-XD1	1	RECEPTACLE 1-1/8" MINIFAST 10P MALE 2M	RSF 106-2M/14.5/NPT/CS16486	TURCK	TUR.RSF 106-2M/14.5/NPT/CS16486

+.UC61/1

+.UC71/1

			Date	10/21/2022	Volvo Trucks North America	Valiant TMS	Parts list : SIE.8WD4408-0AA - TUR.RSF 106-2M/14.5/NPT/CS16486	Drawing name:	= + V1UC62	
			Ed.	MKLEPADLO						
			Appr		P6700 Rear Wall - Cell 2V06	Scale 1:1		Document type: EPB	Project nr: 22-16148	Page 1 / 1460
Modification	Date	Name	Original		Replacement of	Replaced by				

Parts list

F01_001

Device tag	Quantity	Designation	Type number	Supplier	Part number
=V1SF0SF1-SF1	1	Push-to-Stop, Twist-to-Release Electro-Mechanical Push Buttons	SSA-EBM Series	BANNER	BAN.SSA-EBM-12EB1Q8OTBB

+.UC62/1

+.UC72/1

			Date	10/21/2022	Volvo Trucks North America		Valiant TMS	Parts list : BAN.SSA-EBM-12EB1Q8OTBB - BAN.SSA-EBM-12EB1Q8OTBB	Drawing name: =2V06&EFS_EL		=
			Ed.	MKLEPADLO							+ V1UC71
			Appr		P6700 Rear Wall - Cell 2V06		Scale 1:1		Document type: EPB	Project nr: 22-16148	Page 1
Modification	Date	Name	Original		Replacement of	Replaced by					1460

Parts list

F01_001

Device tag	Quantity	Designation	Type number	Supplier	Part number
=V1SF0SF2-SF1	1	Push-to-Stop, Twist-to-Release Electro-Mechanical Push Buttons	SSA-EBM Series	BANNER	BAN.SSA-EBM-12EB1Q8OTBB

+.UC71/1

+.UC161/1

			Date	10/21/2022	Volvo Trucks North America	Valiant TMS	Parts list : BAN.SSA-EBM-12EB1Q8OTBB - BAN.SSA-EBM-12EB1Q8OTBB	Drawing name: =2V06&EFS_EL	=	
			Ed.	MKLEPADLO					+ V1UC72	
			Appr		P6700 Rear Wall - Cell 2V06	Scale 1:1		Document type: EPB	Project nr: 22-16148	Page 1
Modification	Date	Name	Original		Replacement of / Replaced by					1460

Parts list

F01_001

Device tag	Quantity	Designation	Type number	Supplier	Part number
=V1WC2-XG1	1	3P DISTRIBUTION BLOCK 2 LINE / 6 LOAD	CPB-E2G06-03	SYNDEVCO	CPB-E2G06-03
=V1WC2-XG2	1	3P GROUND BLOCK 2 LINE / 6 LOAD	HCG-E2G06	SYNDEVCO	HCG-E2G06
=WC1-WC1	1	Golvskåp TS 8 sidskåp	TS8	RIT	RIT.SETS8205SID5
=WC1-WC1	1	TS Trim panel, sides, H: 100 mm, for W: 500 mm, RAL 7022, sheet steel	TS.8601050	RIT	RIT.8601050
=WC1-WC1	1	TS Base/plinth component, rear, H: 100 mm, for W: 1200 mm, RAL 7022, sheet steel	TS.8601200	RIT	RIT.8601200
=WC1-WC1	1	TS Side panel, screw-fastened, for TS, TS IT, for WD: 2000x500 mm, Sheet steel	TS.8105235	RIT	RIT.8105235
=WC1-WC1	1	PS Wiring plan pockets, for TS, CM, SE, PC, TP pedestal, sheet steel	TS.4115000	RIT	RIT.4115000

+.UC72/1

+.UC162/1

			Date	10/21/2022	Volvo Trucks North America	Valiant TMS	Parts list : CPB-E2G06-03 - RIT.4115000	Drawing name: =2V06&EFS_EL	=	
			Ed.	MKLEPADLO					+ V1UC161	
			Appr		P6700 Rear Wall - Cell 2V06			Document type: EPB	Project nr: 22-16148	Page 1
Modification	Date	Name	Original		Replacement of / Replaced by	Scale 1:1				1460

Parts list

F01_001

Device tag	Quantity	Designation	Type number	Supplier	Part number
=V1WC2-XG1	1	3P DISTRIBUTION BLOCK 2 LINE / 6 LOAD	CPB-E2G06-03	SYNDEVCO	CPB-E2G06-03
=V1WC2-XG2	1	3P GROUND BLOCK 2 LINE / 6 LOAD	HCG-E2G06	SYNDEVCO	HCG-E2G06
=WC1-WC1	1	Golvskåp TS 8 sidskåp	TS8	RIT	RIT.SETS8205SID5
=WC1-WC1	1	TS Trim panel, sides, H: 100 mm, for W: 500 mm, RAL 7022, sheet steel	TS.8601050	RIT	RIT.8601050
=WC1-WC1	1	TS Base/plinth component, rear, H: 100 mm, for W: 1200 mm, RAL 7022, sheet steel	TS.8601200	RIT	RIT.8601200
=WC1-WC1	1	TS Side panel, screw-fastened, for TS, TS IT, for WD: 2000x500 mm, Sheet steel	TS.8105235	RIT	RIT.8105235
=WC1-WC1	1	PS Wiring plan pockets, for TS, CM, SE, PC, TP pedestal, sheet steel	TS.4115000	RIT	RIT.4115000

+.UC161/1

+.UQ51/1

			Date	10/21/2022	Volvo Trucks North America	Valiant TMS	Parts list : CPB-E2G06-03 - RIT.4115000	Drawing name: =2V06&EFS_EL	= + V1UC162	
			Ed.	MKLEPADLO						
			Appr		P6700 Rear Wall - Cell 2V06			Document type: EPB	Project nr: 22-16148	Page 1
Modification	Date	Name	Original		Replacement of / Replaced by	Scale 1:1				1460

Parts list

F01_001

Device tag	Quantity	Designation	Type number	Supplier	Part number
=V1UQ51BG0-BG01	1	Inductive sensor	BI20U-CA40-AP6X2-H1141/S1590 W/BS2.0	Turck	TUR.1627297
=V1UQ51BG0-BG02	1	Inductive sensor	BI20U-CA40-AP6X2-H1141/S1590 W/BS2.0	Turck	TUR.1627297
=V1UQ51BG0-BG03	1	Inductive sensor	BI20U-CA40-AP6X2-H1141/S1590 W/BS2.0	Turck	TUR.1627297
=V1UQ51BG0-BG04	1	Inductive sensor	BI20U-CA40-AP6X2-H1141/S1590 W/BS2.0	Turck	TUR.1627297
=V1UQ51BG0-BG05	1	Inductive sensor	BI20U-CA40-AP6X2-H1141/S1590 W/BS2.0	Turck	TUR.1627297
=V1UQ51BG0-BG06	1	Inductive sensor	BI20U-CA40-AP6X2-H1141/S1590 W/BS2.0	Turck	TUR.1627297
=V1UQ51BG0-BG07	1	Inductive sensor	BI20U-CA40-AP6X2-H1141/S1590 W/BS2.0	Turck	TUR.1627297
=V1UQ51BG0-BG08	1	Inductive sensor	BI20U-CA40-AP6X2-H1141/S1590 W/BS2.0	Turck	TUR.1627297
=V1UQ51BG0-BG09	1	Inductive sensor	BI20U-CA40-AP6X2-H1141/S1590 W/BS2.0	Turck	TUR.1627297
=V1UQ51BG0-BG10	1	Inductive sensor	BI20U-CA40-AP6X2-H1141/S1590 W/BS2.0	Turck	TUR.1627297
=V1UQ51BG0-BG11	1	Inductive sensor	BI10U-MT30-AP6X2-H1141/S1589	Turck	TUR.1636291
=V1UQ51BG0-BG12	1	Inductive sensor	BI10U-MT30-AP6X2-H1141/S1589	Turck	TUR.1636291
=V1UQ51BG0-BG13	1	Inductive sensor	BI5U-MT18-AP6X2-H1141/S395/S1589	Turck	TUR.1635291
=V1UQ51BG0-BG14	1	Inductive sensor	BI5U-MT18-AP6X2-H1141/S395/S1589	Turck	TUR.1635291
=V1UQ51BG0-BG15	1	Inductive sensor	BI5U-MT18-AP6X2-H1141/S395/S1589	Turck	TUR.1635291
=V1UQ51BG0-BG16	1	Inductive sensor	BI5U-MT18-AP6X2-H1141/S395/S1589	Turck	TUR.1635291
=V1UQ51BG0-BG17	1	Inductive sensor	BI5U-MT18-AP6X2-H1141/S395/S1589	Turck	TUR.1635291
=V1UQ51BG0-BG18	1	Inductive sensor	BI5U-MT18-AP6X2-H1141/S395/S1589	Turck	TUR.1635291
=V1UQ51BG0-BG19	1	Inductive sensor	BI5U-MT18-AP6X2-H1141/S395/S1589	Turck	TUR.1635291
=V1UQ51BG0-BG20	1	Inductive sensor	BI5U-MT18-AP6X2-H1141/S395/S1589	Turck	TUR.1635291
=V1UQ51BG0-BG21	1	Inductive sensor	BI20U-CA40-AP6X2-H1141/S1590 W/BS2.0	Turck	TUR.1627297
=V1UQ51BG0-BG22	1	Inductive sensor	BI20U-CA40-AP6X2-H1141/S1590 W/BS2.0	Turck	TUR.1627297
=V1UQ51BG0-BG23	1	Inductive sensor	BI20U-CA40-AP6X2-H1141/S1590 W/BS2.0	Turck	TUR.1627297
=V1UQ51BG0-BG24	1	Inductive sensor	BI20U-CA40-AP6X2-H1141/S1590 W/BS2.0	Turck	TUR.1627297
=V1UQ51BG0-BG25	1	Inductive sensor	BI20U-CA40-AP6X2-H1141/S1590 W/BS2.0	Turck	TUR.1627297
=V1UQ51BG0-BG26	1	Inductive sensor	BI20U-CA40-AP6X2-H1141/S1590 W/BS2.0	Turck	TUR.1627297
=V1UQ51BG0-BG27	1	Inductive sensor	BI5U-MT18-AP6X2-H1141/S395/S1589	Turck	TUR.1635291
=V1UQ51BG0-BG28	1	Inductive sensor	BI5U-MT18-AP6X2-H1141/S395/S1589	Turck	TUR.1635291
=V1UQ51BG0-BG29	1	Inductive sensor	NI50U-CK40-AP6X2-H1141/S1590 W/BS4_A	Turck	TUR.1625891
=V1UQ51BG0-BG30	1	Inductive sensor	NI50U-CK40-AP6X2-H1141/S1590 W/BS4_A	Turck	TUR.1625891
=V1UQ51BG0-BG31	1	Q4X Series Rugged All Purpose Photoelectric Sensor	Q4XTBLAF300-Q8		BAN.94118
=V1UQ51BG0-BG32	1	Q4X Series Rugged All Purpose Photoelectric Sensor	Q4XTBLAF300-Q8		BAN.94118
=V1UQ51BG0-XG1/2	1	Y splitter	U2-30676	TURCK	TUR.VB2-FSM 4.4/2FKM 4/S3450
=V1UQ51BG0-XG3/4	1	Y splitter	U2-30676	TURCK	TUR.VB2-FSM 4.4/2FKM 4/S3450
=V1UQ51BG0-XG5/6	1	Y splitter	U2-30676	TURCK	TUR.VB2-FSM 4.4/2FKM 4/S3450
=V1UQ51BG0-XG7/8	1	Y splitter	U2-30676	TURCK	TUR.VB2-FSM 4.4/2FKM 4/S3450
=V1UQ51BG0-XG9/10	1	Y splitter	U2-30676	TURCK	TUR.VB2-FSM 4.4/2FKM 4/S3450
=V1UQ51BG0-XG11/12	1	Y splitter	U2-30676	TURCK	TUR.VB2-FSM 4.4/2FKM 4/S3450
=V1UQ51BG0-XG13/14	1	Y splitter	U2-30676	TURCK	TUR.VB2-FSM 4.4/2FKM 4/S3450
=V1UQ51BG0-XG15/16	1	Y splitter	U2-30676	TURCK	TUR.VB2-FSM 4.4/2FKM 4/S3450
=V1UQ51BG0-XG17/18	1	Y splitter	U2-30676	TURCK	TUR.VB2-FSM 4.4/2FKM 4/S3450
=V1UQ51BG0-XG19/20	1	Y splitter	U2-30676	TURCK	TUR.VB2-FSM 4.4/2FKM 4/S3450
=V1UQ51BG0-XG21/22	1	Y splitter	U2-30676	TURCK	TUR.VB2-FSM 4.4/2FKM 4/S3450
=V1UQ51BG0-XG23/24	1	Y splitter	U2-30676	TURCK	TUR.VB2-FSM 4.4/2FKM 4/S3450
=V1UQ51BG0-XG25/26	1	Y splitter	U2-30676	TURCK	TUR.VB2-FSM 4.4/2FKM 4/S3450
=V1UQ51BG0-XG27/28	1	Y splitter	U2-30676	TURCK	TUR.VB2-FSM 4.4/2FKM 4/S3450
=V1UQ51BG0-XG29/30	1	Y splitter	U2-30676	TURCK	TUR.VB2-FSM 4.4/2FKM 4/S3450
=V1UQ51BG0-XG31/32	1	Y splitter	U2-30676	TURCK	TUR.VB2-FSM 4.4/2FKM 4/S3450
=V1UQ51KF1-KF1	0	Bus node	CPX-FB33	FES	FES.548755
=V1UQ51KF1-KF1	0	Interlinking block	CPX-M-GE-EV-S-7/8-5POL	FES	FES.550208
=V1UQ51KF1-KF1.11	0	Manifold block	CPX-M-AB-8-M12X2-5POL	FES	FES.549335
=V1UQ51KF1-KF1.12	0	Manifold block	CPX-M-AB-8-M12X2-5POL	FES	FES.549335
=V1UQ51KF1-KF1.15	0	Manifold block	CPX-M-AB-8-M12X2-5POL	FES	FES.549335
=V1UQ51KF1-KF1.16	0	Manifold block	CPX-M-AB-8-M12X2-5POL	FES	FES.549335

Parts list

F01_001

Device tag	Quantity	Designation	Type number	Supplier	Part number
=V1UQ51UQ1.1-BGS/R	1	4-Wire, 4-Pin, DC M12 X 1 (PNP)	WWS001A	WEL	WEL.WWS001A

Parts list

F01_001

Device tag	Quantity	Designation	Type number	Supplier	Part number
=V1UQ51UQ1.2-BGS/R	1	4-Wire, 4-Pin, DC M12 X 1 (PNP)	WWS001A	WEL	WEL.WWS001A

			Date	10/21/2022	Volvo Trucks North America		Valiant TMS	Parts list : WEL.WWS001A - WEL.WWS001A	Drawing name: =2V06&EFS_EL	=	
			Ed.	MKLEPADLO						+ V1UQ51UQ1.2	
			Appr		P6700 Rear Wall - Cell 2V06				Document type: EPB	Project nr: 22-16148	Page 1
Modification	Date	Name	Original		Replacement of	Replaced by	Scale 1:1				1460

Parts list

F01_001

Device tag	Quantity	Designation	Type number	Supplier	Part number
=V1UQ51UQ1.3-BGS/R	1	4-Wire, 4-Pin, DC M12 X 1 (PNP)	WWS001A	WEL	WEL.WWS001A

			Date	10/21/2022	Volvo Trucks North America		Valiant TMS	Parts list : WEL.WWS001A - WEL.WWS001A	Drawing name: =2V06&EFS_EL	=	
			Ed.	MKLEPADLO						+ V1UQ51UQ1.3	
			Appr		P6700 Rear Wall - Cell 2V06				Document type: EPB	Project nr: 22-16148	Page 1
Modification	Date	Name	Original		Replacement of	Replaced by	Scale 1:1				1460

Parts list

F01_001

Device tag	Quantity	Designation	Type number	Supplier	Part number
=V1UQ51UQ1.4-BGS/R	1	4-Wire, 4-Pin, DC M12 X 1 (PNP)	WWS001A	WEL	WEL.WWS001A

+.UQ51UQ1.3/1

+.UQ51UQ1.5/1

			Date	10/21/2022	Volvo Trucks North America		Valiant TMS	Parts list : WEL.WWS001A - WEL.WWS001A	Drawing name: =2V06&EFS_EL	=	
			Ed.	MKLEPADLO						+ V1UQ51UQ1.4	
			Appr		P6700 Rear Wall - Cell 2V06		Scale 1:1		Document type: EPB	Project nr: 22-16148	Page 1
Modification	Date	Name	Original		Replacement of	Replaced by					1460

Parts list

F01_001

Device tag	Quantity	Designation	Type number	Supplier	Part number
=V1UQ51UQ1.5-BGS/R	1	4-Wire, 4-Pin, DC M12 X 1 (PNP)	WWS001A	WEL	WEL.WWS001A

+.UQ51UQ1.4/1

+.UQ51UQ2.1/1

			Date	10/21/2022	Volvo Trucks North America		Valiant TMS	Parts list : WEL.WWS001A - WEL.WWS001A	Drawing name: =2V06&EFS_EL	=	
			Ed.	MKLEPADLO						+ V1UQ51UQ1.5	
			Appr		P6700 Rear Wall - Cell 2V06				Document type: EPB	Project nr: 22-16148	Page 1
Modification	Date	Name	Original		Replacement of	Replaced by	Scale 1:1				1460

Parts list

F01_001

Device tag	Quantity	Designation	Type number	Supplier	Part number
=V1UQ51UQ2.1-BGS/R	1	4-Wire, 4-Pin, DC M12 X 1 (PNP)	WWS001A	WEL	WEL.WWS001A

+.UQ51UQ1.5/1

+.UQ51UQ2.2/1

			Date	10/21/2022	Volvo Trucks North America		Valiant TMS	Parts list : WEL.WWS001A - WEL.WWS001A	Drawing name: =2V06&EFS_EL	=	
			Ed.	MKLEPADLO						+ V1UQ51UQ2.1	
			Appr		P6700 Rear Wall - Cell 2V06		Scale 1:1		Document type: EPB	Project nr: 22-16148	Page 1
Modification	Date	Name	Original		Replacement of	Replaced by					1460

Parts list

F01_001

Device tag	Quantity	Designation	Type number	Supplier	Part number
=V1UQ51UQ2.2-BGS/R	1	4-Wire, 4-Pin, DC M12 X 1 (PNP)	WWS001A	WEL	WEL.WWS001A

+.UQ51UQ2.1/1

+.UQ51UQ2.3/1

			Date	10/21/2022	Volvo Trucks North America		Valiant TMS	Parts list : WEL.WWS001A - WEL.WWS001A	Drawing name: =2V06&EFS_EL	=	
			Ed.	MKLEPADLO						+ V1UQ51UQ2.2	
			Appr		P6700 Rear Wall - Cell 2V06		Scale 1:1		Document type: EPB	Project nr: 22-16148	Page 1
Modification	Date	Name	Original		Replacement of	Replaced by					1460

Parts list

F01_001

Device tag	Quantity	Designation	Type number	Supplier	Part number
=V1UQ51UQ2.3-BGS/R	1	4-Wire, 4-Pin, DC M12 X 1 (PNP)	WWS001A	WEL	WEL.WWS001A

			Date	10/21/2022	Volvo Trucks North America		Valiant TMS	Parts list : WEL.WWS001A - WEL.WWS001A	Drawing name: =2V06&EFS_EL	=	
			Ed.	MKLEPADLO						+ V1UQ51UQ2.3	
			Appr		P6700 Rear Wall - Cell 2V06		Scale 1:1		Document type: EPB	Project nr: 22-16148	Page 1
Modification	Date	Name	Original		Replacement of	Replaced by					1460

Parts list

F01_001

Device tag	Quantity	Designation	Type number	Supplier	Part number
=V1UQ51UQ2.4-BGS/R	1	4-Wire, 4-Pin, DC M12 X 1 (PNP)	WWS001A	WEL	WEL.WWS001A

+.UQ51UQ2.3/1

+.UQ52/1

			Date	10/21/2022	Volvo Trucks North America		Valiant TMS	Parts list : WEL.WWS001A - WEL.WWS001A	Drawing name: =2V06&EFS_EL	=	
			Ed.	MKLEPADLO						+ V1UQ51UQ2.4	
			Appr		P6700 Rear Wall - Cell 2V06				Document type: EPB	Project nr: 22-16148	Page 1
Modification	Date	Name	Original		Replacement of	Replaced by	Scale 1:1				1460

Parts list

F01_001

Device tag	Quantity	Designation	Type number	Supplier	Part number
=V1UQ52BG0-BG01	1	Inductive sensor	BI20U-CA40-AP6X2-H1141/S1590 W/BS2.0	Turck	TUR.1627297
=V1UQ52BG0-BG02	1	Inductive sensor	BI20U-CA40-AP6X2-H1141/S1590 W/BS2.0	Turck	TUR.1627297
=V1UQ52BG0-BG03	1	Inductive sensor	BI5U-MT18-AP6X2-H1141/S395/S1589	Turck	TUR.1635291
=V1UQ52BG0-BG04	1	Inductive sensor	BI5U-MT18-AP6X2-H1141/S395/S1589	Turck	TUR.1635291
=V1UQ52BG0-BG05	1	Inductive sensor	BI4U-MT12E-AP6X-H1141/S1589	Turck	TUR.1644979
=V1UQ52BG0-BG06	1	Inductive sensor	BI5U-MT18-AP6X2-H1141/S395/S1589	Turck	TUR.1635291
=V1UQ52BG0-BG07	1	Inductive sensor	BI4U-MT12E-AP6X-H1141/S1589	Turck	TUR.1644979
=V1UQ52BG0-BG08	1	Inductive sensor	BI4U-MT12E-AP6X-H1141/S1589	Turck	TUR.1644979
=V1UQ52BG0-BG09	1	Inductive sensor	BI5U-MT18-AP6X2-H1141/S395/S1589	Turck	TUR.1635291
=V1UQ52BG0-BG10	1	Inductive sensor	BI5U-MT18-AP6X2-H1141/S395/S1589	Turck	TUR.1635291
=V1UQ52BG0-BG11	1	Inductive sensor	BI5U-MT18-AP6X2-H1141/S395/S1589	Turck	TUR.1635291
=V1UQ52BG0-BG12	1	Inductive sensor	BI4U-MT12E-AP6X-H1141/S1589	Turck	TUR.1644979
=V1UQ52BG0-BG13	1	Inductive sensor	BI4U-MT12E-AP6X-H1141/S1589	Turck	TUR.1644979
=V1UQ52BG0-BG14	1	Inductive sensor	BI4U-MT12E-AP6X-H1141/S1589	Turck	TUR.1644979
=V1UQ52BG0-BG15	1	Inductive sensor	BI4U-MT12E-AP6X-H1141/S1589	Turck	TUR.1644979
=V1UQ52BG0-BG16	1	Inductive sensor	BI4U-MT12E-AP6X-H1141/S1589	Turck	TUR.1644979
=V1UQ52BG0-BG17	1	Inductive sensor	BI4U-MT12E-AP6X-H1141/S1589	Turck	TUR.1644979
=V1UQ52BG0-XG1/2	1	Y splitter	U2-30676	TURCK	TUR.VB2-FSM 4.4/2FKM 4/S3450
=V1UQ52BG0-XG3/4	1	Y splitter	U2-30676	TURCK	TUR.VB2-FSM 4.4/2FKM 4/S3450
=V1UQ52BG0-XG5/6	1	Y splitter	U2-30676	TURCK	TUR.VB2-FSM 4.4/2FKM 4/S3450
=V1UQ52BG0-XG7/8	1	Y splitter	U2-30676	TURCK	TUR.VB2-FSM 4.4/2FKM 4/S3450
=V1UQ52BG0-XG9/10	1	Y splitter	U2-30676	TURCK	TUR.VB2-FSM 4.4/2FKM 4/S3450
=V1UQ52BG0-XG11/12	1	Y splitter	U2-30676	TURCK	TUR.VB2-FSM 4.4/2FKM 4/S3450
=V1UQ52BG0-XG13/14	1	Y splitter	U2-30676	TURCK	TUR.VB2-FSM 4.4/2FKM 4/S3450
=V1UQ52BG0-XG15/16	1	Y splitter	U2-30676	TURCK	TUR.VB2-FSM 4.4/2FKM 4/S3450
=V1UQ52KF1-KF1	0	Bus node	CPX-FB33	FES	FES.548755
=V1UQ52KF1-KF1	0	Interlinking block	CPX-M-GE-EV-S-7/8-5POL	FES	FES.550208
=V1UQ52KF1-KF1.11	0	Manifold block	CPX-M-AB-8-M12X2-5POL	FES	FES.549335
=V1UQ52KF1-KF1.12	0	Manifold block	CPX-M-AB-8-M12X2-5POL	FES	FES.549335
=V1UQ52KF1-KF1.13	0	Manifold block	CPX-M-AB-8-M12X2-5POL	FES	FES.549335

Parts list

F01_001

Device tag	Quantity	Designation	Type number	Supplier	Part number
=V1UQ52UQ1.1-BGS/R	1	4-Wire, 4-Pin, DC M12 X 1 (PNP)	WWS001A	WEL	WEL.WWS001A

+V1UQ52/1

+.UQ52UQ2.1/1

			Date	10/21/2022	Volvo Trucks North America	Valiant TMS	Parts list : WEL.WWS001A - WEL.WWS001A	Drawing name: =2V06&EFS_EL	=	
			Ed.	MKLEPADLO					+ V1UQ52UQ1.1	
			Appr		P6700 Rear Wall - Cell 2V06			Document type: EPB	Project nr: 22-16148	Page 1
Modification	Date	Name	Original		Replacement of / Replaced by	Scale 1:1				1460

Parts list

F01_001

Device tag	Quantity	Designation	Type number	Supplier	Part number
=V1UQ52UQ2.1-BGS/R	1	Inductive sensor Monitoring Kit for Power Clamps	1324638	TUNKERS	TUN.1324638

+.UQ52UQ1.1/1

+.UQ52UQ2.2/1

			Date	10/21/2022	Volvo Trucks North America		Valiant TMS	Parts list : TUN.1324638 - TUN.1324638	Drawing name: =2V06&EFS_EL	=	
			Ed.	MKLEPADLO						+ V1UQ52UQ2.1	
			Appr		P6700 Rear Wall - Cell 2V06				Document type: EPB	Project nr: 22-16148	Page 1
Modification	Date	Name	Original		Replacement of	Replaced by	Scale 1:1				1460

Parts list

F01_001

Device tag	Quantity	Designation	Type number	Supplier	Part number
=V1UQ52UQ2.2-BGS/R	1	Inductive sensor Monitoring Kit for Power Clamps	1324638	TUNKERS	TUN.1324638

+.UQ52UQ2.1/1

+.UQ52UQ2.3/1

			Date	10/21/2022	Volvo Trucks North America		Valiant TMS	Parts list : TUN.1324638 - TUN.1324638	Drawing name: =2V06&EFS_EL	=	
			Ed.	MKLEPADLO						+ V1UQ52UQ2.2	
			Appr		P6700 Rear Wall - Cell 2V06				Document type: EPB	Project nr: 22-16148	Page 1
Modification	Date	Name	Original		Replacement of	Replaced by	Scale 1:1				1460

Parts list

F01_001

Device tag	Quantity	Designation	Type number	Supplier	Part number
=V1UQ52UQ2.3-BGS/R	1	Inductive sensor Monitoring Kit for Power Clamps	1324638	TUNKERS	TUN.1324638

+.UQ52UQ2.2/1

+.UQ52UQ2.4/1

			Date	10/21/2022	Volvo Trucks North America		Valiant TMS	Parts list : TUN.1324638 - TUN.1324638	Drawing name: =2V06&EFS_EL	=	
			Ed.	MKLEPADLO						+ V1UQ52UQ2.3	
			Appr		P6700 Rear Wall - Cell 2V06				Document type: EPB	Project nr: 22-16148	Page 1
Modification	Date	Name	Original		Replacement of	Replaced by	Scale 1:1				1460

Parts list

F01_001

Device tag	Quantity	Designation	Type number	Supplier	Part number
=V1UQ52UQ2.4-BGS/R	1	Inductive sensor Monitoring Kit for Power Clamps	1324638	TUNKERS	TUN.1324638

+.UQ52UQ2.3/1

+.UQ52UQ2.5/1

			Date	10/21/2022	Volvo Trucks North America		Valiant TMS	Parts list : TUN.1324638 - TUN.1324638	Drawing name: =2V06&EFS_EL	=	
			Ed.	MKLEPADLO						+ V1UQ52UQ2.4	
			Appr		P6700 Rear Wall - Cell 2V06				Document type: EPB	Project nr: 22-16148	Page 1
Modification	Date	Name	Original		Replacement of	Replaced by	Scale 1:1				1460

Parts list

F01_001

Device tag	Quantity	Designation	Type number	Supplier	Part number
=V1UQ52UQ2.5-BGS/R	1	Inductive sensor Monitoring Kit for Power Clamps	1324638	TUNKERS	TUN.1324638

			Date	10/21/2022	Volvo Trucks North America		Valiant TMS	Parts list : TUN.1324638 - TUN.1324638	Drawing name: =2V06&EFS_EL	=	
			Ed.	MKLEPADLO						+ V1UQ52UQ2.5	
			Appr		P6700 Rear Wall - Cell 2V06				Document type: EPB	Project nr: 22-16148	Page 1
Modification	Date	Name	Original		Replacement of	Replaced by	Scale 1:1				1460

Parts list

F01_001

Device tag	Quantity	Designation	Type number	Supplier	Part number
=V1UQ52UQ3.1-BGS/R	1	Inductive sensor Monitoring Kit for Power Clamps	1324644	TUNKERS	TUN.1324644

			Date	10/21/2022	Volvo Trucks North America		Valiant TMS	Parts list : TUN.1324644 - TUN.1324644	Drawing name: =2V06&EFS_EL	=	
			Ed.	MKLEPADLO						+ V1UQ52UQ3.1	
			Appr		P6700 Rear Wall - Cell 2V06				Document type: EPB	Project nr: 22-16148	Page 1
Modification	Date	Name	Original		Replacement of	Replaced by	Scale 1:1				1460

Parts list

F01_001

Device tag	Quantity	Designation	Type number	Supplier	Part number
=V1UQ52UQ3.2-BGS/R	1	Inductive sensor Monitoring Kit for Power Clamps	1324644	TUNKERS	TUN.1324644

+.UQ52UQ3.1/1

+.UQ52UQ3.3/1

			Date	10/21/2022	Volvo Trucks North America		Valiant TMS	Parts list : TUN.1324644 - TUN.1324644	Drawing name: =2V06&EFS_EL	=	
			Ed.	MKLEPADLO						+ V1UQ52UQ3.2	
			Appr		P6700 Rear Wall - Cell 2V06				Document type: EPB	Project nr: 22-16148	Page 1
Modification	Date	Name	Original		Replacement of	Replaced by	Scale 1:1				1460

Parts list

F01_001

Device tag	Quantity	Designation	Type number	Supplier	Part number
=V1UQ52UQ3.3-BGS/R	1	Inductive sensor Monitoring Kit for Power Clamps	1324638	TUNKERS	TUN.1324638

+.UQ52UQ3.2/1

+.UQ52UQ3.4/1

			Date	10/21/2022	Volvo Trucks North America		Valiant TMS	Parts list : TUN.1324638 - TUN.1324638	Drawing name: =2V06&EFS_EL	=	
			Ed.	MKLEPADLO						+ V1UQ52UQ3.3	
			Appr		P6700 Rear Wall - Cell 2V06				Document type: EPB	Project nr: 22-16148	Page 1
Modification	Date	Name	Original		Replacement of	Replaced by	Scale 1:1				1460

Parts list

F01_001

Device tag	Quantity	Designation	Type number	Supplier	Part number
=V1UQ52UQ3.4-BGS/R	1	Inductive sensor Monitoring Kit for Power Clamps	1324644	TUNKERS	TUN.1324644

			Date	10/21/2022	Volvo Trucks North America		Valiant TMS	Parts list : TUN.1324644 - TUN.1324644	Drawing name: =2V06&EFS_EL	=	
			Ed.	MKLEPADLO						+ V1UQ52UQ3.4	
			Appr		P6700 Rear Wall - Cell 2V06				Document type: EPB	Project nr: 22-16148	Page 1
Modification	Date	Name	Original		Replacement of	Replaced by	Scale 1:1				1460

Parts list

F01_001

Device tag	Quantity	Designation	Type number	Supplier	Part number
=V1UQ52UQ4.1-BGS/R	1	Inductive sensor Monitoring Kit for Power Clamps	1324644	TUNKERS	TUN.1324644

+.UQ52UQ3.4/1

+.UQ53/1

			Date	10/21/2022	Volvo Trucks North America		Valiant TMS	Parts list : TUN.1324644 - TUN.1324644	Drawing name: =2V06&EFS_EL	=	
			Ed.	MKLEPADLO						+ V1UQ52UQ4.1	
			Appr		P6700 Rear Wall - Cell 2V06				Document type: EPB	Project nr: 22-16148	Page 1
Modification	Date	Name	Original		Replacement of	Replaced by	Scale 1:1				1460

Parts list

F01_001

Device tag	Quantity	Designation	Type number	Supplier	Part number
=V1UQ53BG0-BG01	1	Inductive sensor	BI20U-CA40-AP6X2-H1141/S1590 W/BS2.0	Turck	TUR.1627297
=V1UQ53BG0-BG02	1	Inductive sensor	BI20U-CA40-AP6X2-H1141/S1590 W/BS2.0	Turck	TUR.1627297
=V1UQ53BG0-BG03	1	Inductive sensor	BI20U-CA40-AP6X2-H1141/S1590 W/BS2.0	Turck	TUR.1627297
=V1UQ53BG0-XG1/2	1	Y splitter	U2-30676	TURCK	TUR.VB2-FSM 4.4/2FKM 4/S3450
=V1UQ53KF1-KF1.11	1	MVK-MPNIO DIO16 IRT 7/8" 5pin	MVK-MPNIO DIO16	MURR	MURR.55530

+.UQ52UQ4.1/1

+.WR1UQ51/1

			Date	10/21/2022	Volvo Trucks North America		Valiant TMS	Parts list : TUR.1627297 - MURR.55530	Drawing name: =2V06&EFS_EL	=	
			Ed.	MKLEPADLO						+ V1UQ53	
			Appr		P6700 Rear Wall - Cell 2V06				Document type: EPB	Project nr: 22-16148	Page 1
Modification	Date	Name	Original		Replacement of	Replaced by	Scale 1:1				1460

Parts list

F01_001

Device tag	Quantity	Designation	Type number	Supplier	Part number
=V1WR1UQ51BG0-BG01	1	Inductive sensor	NI15U-MT18M-AP6X2-H1141/S1589	Turck	TUR.1652920
=V1WR1UQ51BG0-BG02	1	Inductive sensor	NI15U-MT18M-AP6X2-H1141/S1589	Turck	TUR.1652920
=V1WR1UQ51BG0-BG03	1	Inductive sensor	BI8U-MT18M-AP6X2-H1141/S1589	Turck	TUR.1644741
=V1WR1UQ51BG0-BG04	1	Inductive sensor	NI10U-MT12E-AP6X2-H1141/S1589	Turck	TUR.1634994
=V1WR1UQ51BG0-BG05	1	Inductive sensor	BI8U-MT18M-AP6X2-H1141/S1589	Turck	TUR.1644741
=V1WR1UQ51BG0-BG06	1	Inductive sensor	NI10U-MT12E-AP6X2-H1141/S1589	Turck	TUR.1634994
=V1WR1UQ51BG0-BG07	1	Inductive sensor	BI8U-MT18M-AP6X2-H1141/S1589	Turck	TUR.1644741
=V1WR1UQ51BG0-BG08	1	Inductive sensor	BI8U-MT18M-AP6X2-H1141/S1589	Turck	TUR.1644741
=V1WR1UQ51BG0-BG09	1	Inductive sensor	BI8U-MT18M-AP6X2-H1141/S1589	Turck	TUR.1644741
=V1WR1UQ51BG0-BG10	1	Inductive sensor	BI8U-MT18M-AP6X2-H1141/S1589	Turck	TUR.1644741
=V1WR1UQ51BG0-BG11	1	Inductive sensor	NI15U-MT18M-AP6X2-H1141/S1589	Turck	TUR.1652920
=V1WR1UQ51BG0-BG12	1	Inductive sensor	NI15U-MT18M-AP6X2-H1141/S1589	Turck	TUR.1652920
=V1WR1UQ51BG0-BG13	1	Inductive sensor	NI15U-MT18M-AP6X2-H1141/S1589	Turck	TUR.1652920
=V1WR1UQ51BG0-BG14	1	Inductive sensor	NI15U-MT18M-AP6X2-H1141/S1589	Turck	TUR.1652920
=V1WR1UQ51BG0-BG15	1	Inductive sensor	BI20U-CA40-AP6X2-H1141/S1590 W/BS2.0	Turck	TUR.1627297
=V1WR1UQ51BG0-BG16	1	Inductive sensor	BI20U-CA40-AP6X2-H1141/S1590 W/BS2.0	Turck	TUR.1627297
=V1WR1UQ51BG0-BG17	1	Inductive sensor	BI20U-CA40-AP6X2-H1141/S1590 W/BS2.0	Turck	TUR.1627297
=V1WR1UQ51BG0-BG18	1	Inductive sensor	BI20U-CA40-AP6X2-H1141/S1590 W/BS2.0	Turck	TUR.1627297
=V1WR1UQ51BG0-BG19	1	Inductive sensor	BI20U-CA40-AP6X2-H1141/S1590 W/BS2.0	Turck	TUR.1627297
=V1WR1UQ51BG0-BG20	1	Inductive sensor	BI20U-CA40-AP6X2-H1141/S1590 W/BS2.0	Turck	TUR.1627297
=V1WR1UQ51BG0-BG21	1	Inductive sensor	BI20U-CA40-AP6X2-H1141/S1590 W/BS2.0	Turck	TUR.1627297
=V1WR1UQ51BG0-BG22	1	Inductive sensor	BI20U-CA40-AP6X2-H1141/S1590 W/BS2.0	Turck	TUR.1627297
=V1WR1UQ51BG0-BG23	1	Inductive sensor	BI20U-CA40-AP6X2-H1141/S1590 W/BS2.0	Turck	TUR.1627297
=V1WR1UQ51BG0-BG24	1	Inductive sensor	BI20U-CA40-AP6X2-H1141/S1590 W/BS2.0	Turck	TUR.1627297
=V1WR1UQ51BG0-BG25	1	Inductive sensor	NI15U-MT18M-AP6X2-H1141/S1589	Turck	TUR.1652920
=V1WR1UQ51BG0-BG26	1	Inductive sensor	NI15U-MT18M-AP6X2-H1141/S1589	Turck	TUR.1652920
=V1WR1UQ51BG0-BG27	1	Inductive sensor	NI15U-MT18M-AP6X2-H1141/S1589	Turck	TUR.1652920
=V1WR1UQ51BG0-BG28	1	Inductive sensor	NI15U-MT18M-AP6X2-H1141/S1589	Turck	TUR.1652920
=V1WR1UQ51BG0-XG1/2	1	Y splitter	U2-30676	TURCK	TUR.VB2-FSM 4.4/2FKM 4/S3450
=V1WR1UQ51BG0-XG3/4	1	Y splitter	U2-30676	TURCK	TUR.VB2-FSM 4.4/2FKM 4/S3450
=V1WR1UQ51BG0-XG5/6	1	Y splitter	U2-30676	TURCK	TUR.VB2-FSM 4.4/2FKM 4/S3450
=V1WR1UQ51BG0-XG7/8	1	Y splitter	U2-30676	TURCK	TUR.VB2-FSM 4.4/2FKM 4/S3450
=V1WR1UQ51BG0-XG9/10	1	Y splitter	U2-30676	TURCK	TUR.VB2-FSM 4.4/2FKM 4/S3450
=V1WR1UQ51BG0-XG11/12	1	Y splitter	U2-30676	TURCK	TUR.VB2-FSM 4.4/2FKM 4/S3450
=V1WR1UQ51BG0-XG13/14	1	Y splitter	U2-30676	TURCK	TUR.VB2-FSM 4.4/2FKM 4/S3450
=V1WR1UQ51BG0-XG15/16	1	Y splitter	U2-30676	TURCK	TUR.VB2-FSM 4.4/2FKM 4/S3450
=V1WR1UQ51BG0-XG17/18	1	Y splitter	U2-30676	TURCK	TUR.VB2-FSM 4.4/2FKM 4/S3450
=V1WR1UQ51BG0-XG19/20	1	Y splitter	U2-30676	TURCK	TUR.VB2-FSM 4.4/2FKM 4/S3450
=V1WR1UQ51BG0-XG21/22	1	Y splitter	U2-30676	TURCK	TUR.VB2-FSM 4.4/2FKM 4/S3450
=V1WR1UQ51BG0-XG23/24	1	Y splitter	U2-30676	TURCK	TUR.VB2-FSM 4.4/2FKM 4/S3450
=V1WR1UQ51BG0-XG25/26	1	Y splitter	U2-30676	TURCK	TUR.VB2-FSM 4.4/2FKM 4/S3450
=V1WR1UQ51BG0-XG27/28	1	Y splitter	U2-30676	TURCK	TUR.VB2-FSM 4.4/2FKM 4/S3450
=V1WR1UQ51KF1-KF1	0	Bus node	CPX-FB33	FES	FES.548755
=V1WR1UQ51KF1-KF1	0	Interlinking block	CPX-M-GE-EV-S-7/8-5POL	FES	FES.550208
=V1WR1UQ51KF1-KF1.11	0	Manifold block	CPX-M-AB-8-M12X2-5POL	FES	FES.549335
=V1WR1UQ51KF1-KF1.12	0	Manifold block	CPX-M-AB-8-M12X2-5POL	FES	FES.549335
=V1WR1UQ51KF1-KF1.13	0	Manifold block	CPX-M-AB-8-M12X2-5POL	FES	FES.549335
=V1WR1UQ51KF1-KF1.14	0	Manifold block	CPX-M-AB-8-M12X2-5POL	FES	FES.549335
=V1WR1UQ51KF1-KF1.15	0	Manifold block	CPX-M-AB-8-M12X2-5POL	FES	FES.549335
=V1WR1UQ51KF1-KF1.16	0	Manifold block	CPX-M-AB-8-M12X2-5POL	FES	FES.549335

Parts list

F01_001

Device tag	Quantity	Designation	Type number	Supplier	Part number
=V1WR1UQ51UQ1.1-BGS/R	1	Inductive sensor Monitoring Kit for Power Clamps	1324638	TUNKERS	TUN.1324638

+V1WR1UQ51/1

+.WR1UQ51UQ1.2/1

			Date	10/21/2022	Volvo Trucks North America		Valiant TMS	Parts list : TUN.1324638 - TUN.1324638	Drawing name: =2V06&EFS_EL	=	
			Ed.	MKLEPADLO						+ V1WR1UQ51UQ1.1	
			Appr		P6700 Rear Wall - Cell 2V06				Document type: EPB	Project nr: 22-16148	Page 1
Modification	Date	Name	Original		Replacement of	Replaced by	Scale 1:1				1460

Parts list

F01_001

Device tag	Quantity	Designation	Type number	Supplier	Part number
=V1WR1UQ51UQ1.2-BGS/R	1	Inductive sensor Monitoring Kit for Power Clamps	1324638	TUNKERS	TUN.1324638

+.WR1UQ51UQ1.1/1

+.WR1UQ51UQ1.3/1

			Date	10/21/2022	Volvo Trucks North America		Valiant TMS	Parts list : TUN.1324638 - TUN.1324638	Drawing name: =2V06&EFS_EL	=	
			Ed.	MKLEPADLO						+ V1WR1UQ51UQ1.2	
			Appr		P6700 Rear Wall - Cell 2V06				Document type: EPB	Project nr: 22-16148	Page 1
Modification	Date	Name	Original		Replacement of	Replaced by	Scale 1:1				1460

Parts list

F01_001

Device tag	Quantity	Designation	Type number	Supplier	Part number
=V1WR1UQ51UQ1.3-BGS/R	1	Inductive sensor Monitoring Kit for Power Clamps	1324638	TUNKERS	TUN.1324638

Parts list

F01_001

Device tag	Quantity	Designation	Type number	Supplier	Part number
=V1WR1UQ51UQ1.4-BGS/R	1	Inductive sensor Monitoring Kit for Power Clamps	1324638	TUNKERS	TUN.1324638

+.WR1UQ51UQ1.3/1

+.WR1UQ51UQ2.1/1

			Date	10/21/2022	Volvo Trucks North America		Valiant TMS	Parts list : TUN.1324638 - TUN.1324638	Drawing name: =2V06&EFS_EL	=	
			Ed.	MKLEPADLO						+ V1WR1UQ51UQ1.4	
			Appr		P6700 Rear Wall - Cell 2V06				Document type: EPB	Project nr: 22-16148	Page 1
Modification	Date	Name	Original		Replacement of	Replaced by	Scale 1:1				1460

Parts list

F01_001

Device tag	Quantity	Designation	Type number	Supplier	Part number
=V1WR1UQ51UQ2.1-BGS/R	1	Inductive sensor Monitoring Kit for Power Clamps	1324638	TUNKERS	TUN.1324638

+.WR1UQ51UQ1.4/1

+.WR1UQ51UQ2.2/1

			Date	10/21/2022	Volvo Trucks North America		Valiant TMS	Parts list : TUN.1324638 - TUN.1324638	Drawing name: =2V06&EFS_EL	=	
			Ed.	MKLEPADLO						+ V1WR1UQ51UQ2.1	
			Appr		P6700 Rear Wall - Cell 2V06				Document type: EPB	Project nr: 22-16148	Page 1
Modification	Date	Name	Original		Replacement of	Replaced by	Scale 1:1				1460

Parts list

F01_001

Device tag	Quantity	Designation	Type number	Supplier	Part number
=V1WR1UQ51UQ2.2-BGS/R	1	Inductive sensor Monitoring Kit for Power Clamps	1324638	TUNKERS	TUN.1324638

+.WR1UQ51UQ2.1/1

+.WR1UQ51UQ2.3/1

			Date	10/21/2022	Volvo Trucks North America		Valiant TMS	Parts list : TUN.1324638 - TUN.1324638	Drawing name: =2V06&EFS_EL	=	
			Ed.	MKLEPADLO						+ V1WR1UQ51UQ2.2	
			Appr		P6700 Rear Wall - Cell 2V06				Document type: EPB	Project nr: 22-16148	Page 1
Modification	Date	Name	Original		Replacement of	Replaced by	Scale 1:1				1460

Parts list

F01_001

Device tag	Quantity	Designation	Type number	Supplier	Part number
=V1WR1UQ51UQ2.3-BGS/R	1	Inductive sensor Monitoring Kit for Power Clamps	1324638	TUNKERS	TUN.1324638

+.WR1UQ51UQ2.2/1

+.WR1UQ51UQ2.4/1

			Date	10/21/2022	Volvo Trucks North America		Valiant TMS	Parts list : TUN.1324638 - TUN.1324638	Drawing name: =2V06&EFS_EL	=	
			Ed.	MKLEPADLO						+ V1WR1UQ51UQ2.3	
			Appr		P6700 Rear Wall - Cell 2V06				Document type: EPB	Project nr: 22-16148	Page 1
Modification	Date	Name	Original		Replacement of	Replaced by	Scale 1:1				1460

Parts list

F01_001

Device tag	Quantity	Designation	Type number	Supplier	Part number
=V1WR1UQ51UQ2.4-BGS/R	1	Inductive sensor Monitoring Kit for Power Clamps	1324638	TUNKERS	TUN.1324638

+.WR1UQ51UQ2.3/1

+.WR1UQ51UQ3.1/1

			Date	10/21/2022	Volvo Trucks North America		Valiant TMS	Parts list : TUN.1324638 - TUN.1324638	Drawing name: =2V06&EFS_EL	=	
			Ed.	MKLEPADLO						+ V1WR1UQ51UQ2.4	
			Appr		P6700 Rear Wall - Cell 2V06				Document type: EPB	Project nr: 22-16148	Page 1
Modification	Date	Name	Original		Replacement of	Replaced by	Scale 1:1				1460

Parts list

F01_001

Device tag	Quantity	Designation	Type number	Supplier	Part number
=V1WR1UQ51UQ3.1-BGS/R	1	Inductive sensor Monitoring Kit for Power Clamps	1324638	TUNKERS	TUN.1324638

+.WR1UQ51UQ2.4/1

+.WR1UQ51UQ3.2/1

			Date	10/21/2022	Volvo Trucks North America		Valiant TMS	Parts list : TUN.1324638 - TUN.1324638	Drawing name: =2V06&EFS_EL	=	
			Ed.	MKLEPADLO						+ V1WR1UQ51UQ3.1	
			Appr		P6700 Rear Wall - Cell 2V06				Document type: EPB	Project nr: 22-16148	Page 1
Modification	Date	Name	Original		Replacement of	Replaced by	Scale 1:1				1460

Parts list

F01_001

Device tag	Quantity	Designation	Type number	Supplier	Part number
=V1WR1UQ51UQ3.2-BGS/R	1	Inductive sensor Monitoring Kit for Power Clamps	1324638	TUNKERS	TUN.1324638

+.WR1UQ51UQ3.1/1

+.WR1UQ51UQ3.3/1

			Date	10/21/2022	Volvo Trucks North America		Valiant TMS	Parts list : TUN.1324638 - TUN.1324638	Drawing name: =2V06&EFS_EL	=	
			Ed.	MKLEPADLO						+ V1WR1UQ51UQ3.2	
			Appr		P6700 Rear Wall - Cell 2V06				Document type: EPB	Project nr: 22-16148	Page 1
Modification	Date	Name	Original		Replacement of	Replaced by	Scale 1:1				1460

Parts list

F01_001

Device tag	Quantity	Designation	Type number	Supplier	Part number
=V1WR1UQ51UQ3.3-BGS/R	1	Inductive sensor Monitoring Kit for Power Clamps	1324644	TUNKERS	TUN.1324644

+.WR1UQ51UQ3.2/1

+.WR1UQ51UQ3.4/1

			Date	10/21/2022	Volvo Trucks North America		Valiant TMS	Parts list : TUN.1324644 - TUN.1324644	Drawing name: =2V06&EFS_EL	=	
			Ed.	MKLEPADLO						+ V1WR1UQ51UQ3.3	
			Appr		P6700 Rear Wall - Cell 2V06				Document type: EPB	Project nr: 22-16148	Page 1
Modification	Date	Name	Original		Replacement of	Replaced by	Scale 1:1				1460

Parts list

F01_001

Device tag	Quantity	Designation	Type number	Supplier	Part number
=V1WR1UQ51UQ3.4-BGS/R	1	Inductive sensor Monitoring Kit for Power Clamps	1324644	TUNKERS	TUN.1324644

+.WR1UQ51UQ3.3/1

+.WR1UQ51UQ3.5/1

			Date	10/21/2022	Volvo Trucks North America		Valiant TMS	Parts list : TUN.1324644 - TUN.1324644	Drawing name: =2V06&EFS_EL	=	
			Ed.	MKLEPADLO						+ V1WR1UQ51UQ3.4	
			Appr		P6700 Rear Wall - Cell 2V06				Document type: EPB	Project nr: 22-16148	Page 1
Modification	Date	Name	Original		Replacement of	Replaced by	Scale 1:1				1460

Parts list

F01_001

Device tag	Quantity	Designation	Type number	Supplier	Part number
=V1WR1UQ51UQ3.5-BGS/R	1	Inductive sensor Monitoring Kit for Power Clamps	1324644	TUNKERS	TUN.1324644

			Date	10/21/2022	Volvo Trucks North America		Valiant TMS	Parts list : TUN.1324644 - TUN.1324644	Drawing name: =2V06&EFS_EL	=	
			Ed.	MKLEPADLO						+ V1WR1UQ51UQ3.5	
			Appr		P6700 Rear Wall - Cell 2V06				Document type: EPB	Project nr: 22-16148	Page 1
Modification	Date	Name	Original		Replacement of	Replaced by	Scale 1:1				1460

Parts list

F01_001

Device tag	Quantity	Designation	Type number	Supplier	Part number
=V1WR1UQ51UQ3.6-BGS/R	1	Inductive sensor Monitoring Kit for Power Clamps	1324644	TUNKERS	TUN.1324644

+.WR1UQ51UQ3.5/1

+.WR1UQ51UQ4.1/1

			Date	10/21/2022	Volvo Trucks North America		Valiant TMS	Parts list : TUN.1324644 - TUN.1324644	Drawing name: =2V06&EFS_EL	=	
			Ed.	MKLEPADLO						+ V1WR1UQ51UQ3.6	
			Appr		P6700 Rear Wall - Cell 2V06				Document type: EPB	Project nr: 22-16148	Page 1
Modification	Date	Name	Original		Replacement of	Replaced by	Scale 1:1				1460

Parts list

F01_001

Device tag	Quantity	Designation	Type number	Supplier	Part number
=V1WR1UQ51UQ4.1-BGS/R	1	Inductive sensor Monitoring Kit for Power Clamps	1324644	TUNKERS	TUN.1324644

+.WR1UQ51UQ3.6/1

+.WR1UQ51UQ4.2/1

			Date	10/21/2022	Volvo Trucks North America		Valiant TMS	Parts list : TUN.1324644 - TUN.1324644	Drawing name: =2V06&EFS_EL	=	
			Ed.	MKLEPADLO						+ V1WR1UQ51UQ4.1	
			Appr		P6700 Rear Wall - Cell 2V06				Document type: EPB	Project nr: 22-16148	Page 1
Modification	Date	Name	Original		Replacement of	Replaced by	Scale 1:1				1460

Parts list

F01_001

Device tag	Quantity	Designation	Type number	Supplier	Part number
=V1WR1UQ51UQ4.2-BGS/R	1	Inductive sensor Monitoring Kit for Power Clamps	1324644	TUNKERS	TUN.1324644

Parts list

F01_001

Device tag	Quantity	Designation	Type number	Supplier	Part number
=V1WR1UQ51UQ4.3-BGS/R	1	Inductive sensor Monitoring Kit for Power Clamps	1324644	TUNKERS	TUN.1324644

+.WR1UQ51UQ4.2/1

+.WR1UQ51UQ4.4/1

			Date	10/21/2022	Volvo Trucks North America		Valiant TMS	Parts list : TUN.1324644 - TUN.1324644	Drawing name: =2V06&EFS_EL	=	
			Ed.	MKLEPADLO						+ V1WR1UQ51UQ4.3	
			Appr		P6700 Rear Wall - Cell 2V06				Document type: EPB	Project nr: 22-16148	Page 1
Modification	Date	Name	Original		Replacement of	Replaced by	Scale 1:1				1460

Parts list

F01_001

Device tag	Quantity	Designation	Type number	Supplier	Part number
=V1WR1UQ51UQ4.4-BGS/R	1	Inductive sensor Monitoring Kit for Power Clamps	1324644	TUNKERS	TUN.1324644

Parts list

F01_001

Device tag	Quantity	Designation	Type number	Supplier	Part number
=V1WR1UQ51UQ5.1-BGS/R	1	Inductive sensor Monitoring Kit for Power Clamps	1324644	TUNKERS	TUN.1324644

+.WR1UQ51UQ4.4/1

+.WR1UQ51UQ5.2/1

			Date	10/21/2022	Volvo Trucks North America		Valiant TMS	Parts list : TUN.1324644 - TUN.1324644	Drawing name: =2V06&EFS_EL	=	
			Ed.	MKLEPADLO						+ V1WR1UQ51UQ5.1	
			Appr		P6700 Rear Wall - Cell 2V06				Document type: EPB	Project nr: 22-16148	Page 1
Modification	Date	Name	Original		Replacement of	Replaced by	Scale 1:1				1460

Parts list

F01_001

Device tag	Quantity	Designation	Type number	Supplier	Part number
=V1WR1UQ51UQ5.2-BGS/R	1	Inductive sensor Monitoring Kit for Power Clamps	1324644	TUNKERS	TUN.1324644

+.WR1UQ51UQ5.1/1

+.WR1UQ51UQ5.3/1

			Date	10/21/2022	Volvo Trucks North America		Valiant TMS	Parts list : TUN.1324644 - TUN.1324644	Drawing name: =2V06&EFS_EL	=	
			Ed.	MKLEPADLO						+ V1WR1UQ51UQ5.2	
			Appr		P6700 Rear Wall - Cell 2V06				Document type: EPB	Project nr: 22-16148	Page 1
Modification	Date	Name	Original		Replacement of	Replaced by	Scale 1:1				1460

Parts list

F01_001

Device tag	Quantity	Designation	Type number	Supplier	Part number
=V1WR1UQ51UQ5.3-BGS/R	1	Inductive sensor Monitoring Kit for Power Clamps	1324644	TUNKERS	TUN.1324644

+.WR1UQ51UQ5.2/1

+.WR1UQ51UQ5.4/1

			Date	10/21/2022	Volvo Trucks North America		Valiant TMS	Parts list : TUN.1324644 - TUN.1324644	Drawing name: =2V06&EFS_EL	=	
			Ed.	MKLEPADLO						+ V1WR1UQ51UQ5.3	
			Appr		P6700 Rear Wall - Cell 2V06				Document type: EPB	Project nr: 22-16148	Page 1
Modification	Date	Name	Original		Replacement of	Replaced by	Scale 1:1				1460

Parts list

F01_001

Device tag	Quantity	Designation	Type number	Supplier	Part number
=V1WR1UQ51UQ5.4-BGS/R	1	Inductive sensor Monitoring Kit for Power Clamps	1324644	TUNKERS	TUN.1324644

Parts list

F01_001

Device tag	Quantity	Designation	Type number	Supplier	Part number
=V1WR1UQ51UQ5.5-BGS/R	1	Inductive sensor Monitoring Kit for Power Clamps	1324644	TUNKERS	TUN.1324644

Parts list

F01_001

Device tag	Quantity	Designation	Type number	Supplier	Part number
=V1WR1UQ51UQ5.6-BGS/R	1	Inductive sensor Monitoring Kit for Power Clamps	1324644	TUNKERS	TUN.1324644

+.WR1UQ51UQ5.5/1

+.WR1UQ51UQ6.1/1

			Date	10/21/2022	Volvo Trucks North America		Valiant TMS	Parts list : TUN.1324644 - TUN.1324644	Drawing name: =2V06&EFS_EL	=	
			Ed.	MKLEPADLO						+ V1WR1UQ51UQ5.6	
			Appr		P6700 Rear Wall - Cell 2V06				Document type: EPB	Project nr: 22-16148	Page 1
Modification	Date	Name	Original		Replacement of	Replaced by	Scale 1:1				1460

Parts list

F01_001

Device tag	Quantity	Designation	Type number	Supplier	Part number
=V1WR1UQ51UQ6.1-BGS/R	1	Inductive sensor Monitoring Kit for Power Clamps	1324644	TUNKERS	TUN.1324644

+.WR1UQ51UQ5.6/1

+.WR1UQ51UQ6.2/1

			Date	10/21/2022	Volvo Trucks North America		Valiant TMS	Parts list : TUN.1324644 - TUN.1324644	Drawing name: =2V06&EFS_EL	=	
			Ed.	MKLEPADLO						+ V1WR1UQ51UQ6.1	
			Appr		P6700 Rear Wall - Cell 2V06				Document type: EPB	Project nr: 22-16148	Page 1
Modification	Date	Name	Original		Replacement of	Replaced by	Scale 1:1				1460

Parts list

F01_001

Device tag	Quantity	Designation	Type number	Supplier	Part number
=V1WR1UQ51UQ6.2-BGS/R	1	Inductive sensor Monitoring Kit for Power Clamps	1324644	TUNKERS	TUN.1324644

+.WR1UQ51UQ6.1/1

+.WR1UQ51UQ6.3/1

			Date	10/21/2022	Volvo Trucks North America		Valiant TMS	Parts list : TUN.1324644 - TUN.1324644	Drawing name: =2V06&EFS_EL	=	
			Ed.	MKLEPADLO						+ V1WR1UQ51UQ6.2	
			Appr		P6700 Rear Wall - Cell 2V06				Document type: EPB	Project nr: 22-16148	Page 1
Modification	Date	Name	Original		Replacement of	Replaced by	Scale 1:1				1460

Parts list

F01_001

Device tag	Quantity	Designation	Type number	Supplier	Part number
=V1WR1UQ51UQ6.3-BGS/R	1	Inductive sensor Monitoring Kit for Power Clamps	1324644	TUNKERS	TUN.1324644

+.WR1UQ51UQ6.2/1

+.WR1UQ51UQ6.4/1

			Date	10/21/2022	Volvo Trucks North America		Valiant TMS	Parts list : TUN.1324644 - TUN.1324644	Drawing name: =2V06&EFS_EL	=	
			Ed.	MKLEPADLO						+ V1WR1UQ51UQ6.3	
			Appr		P6700 Rear Wall - Cell 2V06				Document type: EPB	Project nr: 22-16148	Page 1
Modification	Date	Name	Original		Replacement of	Replaced by	Scale 1:1				1460

Parts list

F01_001

Device tag	Quantity	Designation	Type number	Supplier	Part number
=V1WR1UQ51UQ6.4-BGS/R	1	Inductive sensor Monitoring Kit for Power Clamps	1324644	TUNKERS	TUN.1324644

+.WR1UQ51UQ6.3/1

+.WR1UQ52/1

			Date	10/21/2022	Volvo Trucks North America		Valiant TMS	Parts list : TUN.1324644 - TUN.1324644	Drawing name: =2V06&EFS_EL	=	
			Ed.	MKLEPADLO						+ V1WR1UQ51UQ6.4	
			Appr		P6700 Rear Wall - Cell 2V06				Document type: EPB	Project nr: 22-16148	Page 1
Modification	Date	Name	Original		Replacement of	Replaced by	Scale 1:1				1460

Parts list

F01_001

Device tag	Quantity	Designation	Type number	Supplier	Part number
=V1WR1UQ52BG0-BG01	1	Inductive sensor	BI20U-CA40-AP6X2-H1141/S1590 W/BS2.0	Turck	TUR.1627297
=V1WR1UQ52BG0-BG02	1	Inductive sensor	BI20U-CA40-AP6X2-H1141/S1590 W/BS2.0	Turck	TUR.1627297
=V1WR1UQ52BG0-BG05	1	Inductive sensor	NI15U-MT18M-AP6X2-H1141/S1589	Turck	TUR.1652920
=V1WR1UQ52BG0-BG06	1	Inductive sensor	NI15U-MT18M-AP6X2-H1141/S1589	Turck	TUR.1652920
=V1WR1UQ52BG0-BG07	1	Inductive sensor	BI20U-CA40-AP6X2-H1141/S1590 W/BS2.0	Turck	TUR.1627297
=V1WR1UQ52BG0-BG08	1	Inductive sensor	BI20U-CA40-AP6X2-H1141/S1590 W/BS2.0	Turck	TUR.1627297
=V1WR1UQ52BG0-BG09	1	Inductive sensor	BI20U-CA40-AP6X2-H1141/S1590 W/BS2.0	Turck	TUR.1627297
=V1WR1UQ52BG0-BG10	1	Inductive sensor	BI20U-CA40-AP6X2-H1141/S1590 W/BS2.0	Turck	TUR.1627297
=V1WR1UQ52BG0-BG11	1	Inductive sensor	BI20U-CA40-AP6X2-H1141/S1590 W/BS2.0	Turck	TUR.1627297
=V1WR1UQ52BG0-BG12	1	Inductive sensor	BI20U-CA40-AP6X2-H1141/S1590 W/BS2.0	Turck	TUR.1627297
=V1WR1UQ52BG0-BG13	1	Inductive sensor	BI20U-CA40-AP6X2-H1141/S1590 W/BS2.0	Turck	TUR.1627297
=V1WR1UQ52BG0-BG14	1	Inductive sensor	BI20U-CA40-AP6X2-H1141/S1590 W/BS2.0	Turck	TUR.1627297
=V1WR1UQ52BG0-BG15	1	Inductive sensor	BI20U-CA40-AP6X2-H1141/S1590 W/BS2.0	Turck	TUR.1627297
=V1WR1UQ52BG0-BG16	1	Inductive sensor	BI20U-CA40-AP6X2-H1141/S1590 W/BS2.0	Turck	TUR.1627297
=V1WR1UQ52BG0-BG17	1	Inductive sensor	BI20U-CA40-AP6X2-H1141/S1590 W/BS2.0	Turck	TUR.1627297
=V1WR1UQ52BG0-BG18	1	Inductive sensor	BI20U-CA40-AP6X2-H1141/S1590 W/BS2.0	Turck	TUR.1627297
=V1WR1UQ52BG0-BG19	1	Inductive sensor	BI4U-MT12E-AP6X-H1141/S1589	Turck	TUR.1644979
=V1WR1UQ52BG0-BG20	1	Inductive sensor	NI10U-MT12E-AP6X2-H1141/S1589	Turck	TUR.1634994
=V1WR1UQ52BG0-XG1/2	1	Y splitter	U2-30676	TURCK	TUR.VB2-FSM 4.4/2FKM 4/S3450
=V1WR1UQ52BG0-XG5/6	1	Y splitter	U2-30676	TURCK	TUR.VB2-FSM 4.4/2FKM 4/S3450
=V1WR1UQ52BG0-XG7/8	1	Y splitter	U2-30676	TURCK	TUR.VB2-FSM 4.4/2FKM 4/S3450
=V1WR1UQ52BG0-XG9/10	1	Y splitter	U2-30676	TURCK	TUR.VB2-FSM 4.4/2FKM 4/S3450
=V1WR1UQ52BG0-XG11/12	1	Y splitter	U2-30676	TURCK	TUR.VB2-FSM 4.4/2FKM 4/S3450
=V1WR1UQ52BG0-XG13/14	1	Y splitter	U2-30676	TURCK	TUR.VB2-FSM 4.4/2FKM 4/S3450
=V1WR1UQ52BG0-XG15/16	1	Y splitter	U2-30676	TURCK	TUR.VB2-FSM 4.4/2FKM 4/S3450
=V1WR1UQ52BG0-XG17/18	1	Y splitter	U2-30676	TURCK	TUR.VB2-FSM 4.4/2FKM 4/S3450
=V1WR1UQ52BG0-XG19/20	1	Y splitter	U2-30676	TURCK	TUR.VB2-FSM 4.4/2FKM 4/S3450
=V1WR1UQ52KF1-KF1	0	Bus node	CPX-FB33	FES	FES.548755
=V1WR1UQ52KF1-KF1	0	Interlinking block	CPX-M-GE-EV-S-7/8-5POL	FES	FES.550208
=V1WR1UQ52KF1-KF1.11	0	Manifold block	CPX-M-AB-8-M12X2-5POL	FES	FES.549335
=V1WR1UQ52KF1-KF1.12	0	Manifold block	CPX-M-AB-8-M12X2-5POL	FES	FES.549335
=V1WR1UQ52KF1-KF1.13	0	Manifold block	CPX-M-AB-8-M12X2-5POL	FES	FES.549335
=V1WR1UQ52KF1-KF1.14	0	Manifold block	CPX-M-AB-8-M12X2-5POL	FES	FES.549335
=V1WR1UQ52KF1-KF1.15	0	Manifold block	CPX-M-AB-8-M12X2-5POL	FES	FES.549335

Parts list

F01_001

Device tag	Quantity	Designation	Type number	Supplier	Part number
=V1WR1UQ52UQ1.1-BGS/R	1	Inductive sensor Monitoring Kit for Power Clamps	1324644	TUNKERS	TUN.1324644

+V1WR1UQ52/1

+.WR1UQ52UQ1.2/1

			Date	10/21/2022	Volvo Trucks North America		Valiant TMS	Parts list : TUN.1324644 - TUN.1324644	Drawing name: =2V06&EFS_EL	=	
			Ed.	MKLEPADLO						+ V1WR1UQ52UQ1.1	
			Appr		P6700 Rear Wall - Cell 2V06				Document type: EPB	Project nr: 22-16148	Page 1
Modification	Date	Name	Original		Replacement of	Replaced by	Scale 1:1				1460

Parts list

F01_001

Device tag	Quantity	Designation	Type number	Supplier	Part number
=V1WR1UQ52UQ1.2-BGS/R	1	Inductive sensor Monitoring Kit for Power Clamps	1324644	TUNKERS	TUN.1324644

+.WR1UQ52UQ1.1/1

+.WR1UQ52UQ1.3/1

			Date	10/21/2022	Volvo Trucks North America		Valiant TMS	Parts list : TUN.1324644 - TUN.1324644	Drawing name: =2V06&EFS_EL	=	
			Ed.	MKLEPADLO						+ V1WR1UQ52UQ1.2	
			Appr		P6700 Rear Wall - Cell 2V06				Document type: EPB	Project nr: 22-16148	Page 1
Modification	Date	Name	Original		Replacement of	Replaced by	Scale 1:1				1460

Parts list

F01_001

Device tag	Quantity	Designation	Type number	Supplier	Part number
=V1WR1UQ52UQ1.3-BGS/R	1	Inductive sensor Monitoring Kit for Power Clamps	1324644	TUNKERS	TUN.1324644

			Date	12/8/2022	Volvo Trucks North America		Valiant TMS	Parts list : TUN.1324644 - TUN.1324644	Drawing name:	=	
			Ed.	KMAFFRE						+ V1WR1UQ52UQ1.3	
			Appr		P6700 Rear Wall - Cell 2V06				Document type:	Project nr:	Page 1
Modification	Date	Name	Original		Replacement of	Replaced by	Scale 1:1		EPB	22-16148	1460

Parts list

F01_001

Device tag	Quantity	Designation	Type number	Supplier	Part number
=V1WR1UQ52UQ1.4-BGS/R	1	Inductive sensor Monitoring Kit for Power Clamps	1324644	TUNKERS	TUN.1324644

+.WR1UQ52UQ1.3/1

+.WR1UQ52UQ2.1/1

			Date	12/8/2022	Volvo Trucks North America		Valiant TMS	Parts list : TUN.1324644 - TUN.1324644	Drawing name:	=	
			Ed.	KMAFFRE						+ V1WR1UQ52UQ1.4	
			Appr		P6700 Rear Wall - Cell 2V06				Document type:	Project nr:	Page 1
Modification	Date	Name	Original		Replacement of	Replaced by	Scale 1:1		EPB	22-16148	1460

Parts list

F01_001

Device tag	Quantity	Designation	Type number	Supplier	Part number
=V1WR1UQ52UQ2.1-BGS/R	1	Inductive sensor Monitoring Kit for Power Clamps	1324638	TUNKERS	TUN.1324638

Parts list

F01_001

Device tag	Quantity	Designation	Type number	Supplier	Part number
=V1WR1UQ52UQ2.2-BGS/R	1	Inductive sensor Monitoring Kit for Power Clamps	1324638	TUNKERS	TUN.1324638

+.WR1UQ52UQ2.1/1

+.WR1UQ52UQ2.3/1

			Date	10/21/2022	Volvo Trucks North America		Valiant TMS	Parts list : TUN.1324638 - TUN.1324638	Drawing name: =2V06&EFS_EL	=	
			Ed.	MKLEPADLO						+ V1WR1UQ52UQ2.2	
			Appr		P6700 Rear Wall - Cell 2V06				Document type: EPB	Project nr: 22-16148	Page 1
Modification	Date	Name	Original		Replacement of	Replaced by	Scale 1:1				1460

Parts list

F01_001

Device tag	Quantity	Designation	Type number	Supplier	Part number
=V1WR1UQ52UQ2.3-BGS/R	1	Inductive sensor Monitoring Kit for Power Clamps	1324644	TUNKERS	TUN.1324644

+.WR1UQ52UQ2.2/1

+.WR1UQ52UQ2.4/1

			Date	10/21/2022	Volvo Trucks North America		Valiant TMS	Parts list : TUN.1324644 - TUN.1324644	Drawing name: =2V06&EFS_EL	=	
			Ed.	MKLEPADLO						+ V1WR1UQ52UQ2.3	
			Appr		P6700 Rear Wall - Cell 2V06				Document type: EPB	Project nr: 22-16148	Page 1
Modification	Date	Name	Original		Replacement of	Replaced by	Scale 1:1				1460

Parts list

F01_001

Device tag	Quantity	Designation	Type number	Supplier	Part number
=V1WR1UQ52UQ2.4-BGS/R	1	Inductive sensor Monitoring Kit for Power Clamps	1324644	TUNKERS	TUN.1324644

+.WR1UQ52UQ2.3/1

+.WR1UQ52UQ2.5/1

			Date	10/21/2022	Volvo Trucks North America		Valiant TMS	Parts list : TUN.1324644 - TUN.1324644	Drawing name: =2V06&EFS_EL	=	
			Ed.	MKLEPADLO						+ V1WR1UQ52UQ2.4	
			Appr		P6700 Rear Wall - Cell 2V06				Document type: EPB	Project nr: 22-16148	Page 1
Modification	Date	Name	Original		Replacement of	Replaced by	Scale 1:1				1460

Parts list

F01_001

Device tag	Quantity	Designation	Type number	Supplier	Part number
=V1WR1UQ52UQ2.5-BGS/R	1	Inductive sensor Monitoring Kit for Power Clamps	1324644	TUNKERS	TUN.1324644

Parts list

F01_001

Device tag	Quantity	Designation	Type number	Supplier	Part number
=V1WR1UQ52UQ3.1-BGS/R	1	Inductive sensor Monitoring Kit for Power Clamps	1324638	TUNKERS	TUN.1324638

+.WR1UQ52UQ2.5/1

+.WR1UQ52UQ3.2/1

			Date	10/21/2022	Volvo Trucks North America		Valiant TMS	Parts list : TUN.1324638 - TUN.1324638	Drawing name: =2V06&EFS_EL	=	
			Ed.	MKLEPADLO						+ V1WR1UQ52UQ3.1	
			Appr		P6700 Rear Wall - Cell 2V06				Document type: EPB	Project nr: 22-16148	Page 1
Modification	Date	Name	Original		Replacement of	Replaced by	Scale 1:1				1460

Parts list

F01_001

Device tag	Quantity	Designation	Type number	Supplier	Part number
=V1WR1UQ52UQ3.2-BGS/R	1	Inductive sensor Monitoring Kit for Power Clamps	1324638	TUNKERS	TUN.1324638

+.WR1UQ52UQ3.1/1

+.WR1UQ52UQ3.3/1

			Date	10/21/2022	Volvo Trucks North America		Valiant TMS	Parts list : TUN.1324638 - TUN.1324638	Drawing name: =2V06&EFS_EL	=	
			Ed.	MKLEPADLO						+ V1WR1UQ52UQ3.2	
			Appr		P6700 Rear Wall - Cell 2V06				Document type: EPB	Project nr: 22-16148	Page 1
Modification	Date	Name	Original		Replacement of	Replaced by	Scale 1:1				1460

Parts list

F01_001

Device tag	Quantity	Designation	Type number	Supplier	Part number
=V1WR1UQ52UQ3.3-BGS/R	1	Inductive sensor Monitoring Kit for Power Clamps	1324644	TUNKERS	TUN.1324644

+.WR1UQ52UQ3.2/1

+.WR1UQ52UQ3.4/1

			Date	10/21/2022	Volvo Trucks North America		Valiant TMS	Parts list : TUN.1324644 - TUN.1324644	Drawing name: =2V06&EFS_EL	=	
			Ed.	MKLEPADLO						+ V1WR1UQ52UQ3.3	
			Appr		P6700 Rear Wall - Cell 2V06				Document type: EPB	Project nr: 22-16148	Page 1
Modification	Date	Name	Original		Replacement of	Replaced by	Scale 1:1				1460

Parts list

F01_001

Device tag	Quantity	Designation	Type number	Supplier	Part number
=V1WR1UQ52UQ3.4-BGS/R	1	Inductive sensor Monitoring Kit for Power Clamps	1324644	TUNKERS	TUN.1324644

+.WR1UQ52UQ3.3/1

+.WR1UQ52UQ3.5/1

			Date	10/21/2022	Volvo Trucks North America		Valiant TMS	Parts list : TUN.1324644 - TUN.1324644	Drawing name: =2V06&EFS_EL	=	
			Ed.	MKLEPADLO						+ V1WR1UQ52UQ3.4	
			Appr		P6700 Rear Wall - Cell 2V06				Document type: EPB	Project nr: 22-16148	Page 1
Modification	Date	Name	Original		Replacement of	Replaced by	Scale 1:1				1460

Parts list

F01_001

Device tag	Quantity	Designation	Type number	Supplier	Part number
=V1WR1UQ52UQ3.5-BGS/R	1	Inductive sensor Monitoring Kit for Power Clamps	1324644	TUNKERS	TUN.1324644

+.WR1UQ52UQ3.4/1

+.WR1UQ52UQ3.6/1

			Date	10/21/2022	Volvo Trucks North America		Valiant TMS	Parts list : TUN.1324644 - TUN.1324644	Drawing name: =2V06&EFS_EL	=	
			Ed.	MKLEPADLO						+ V1WR1UQ52UQ3.5	
			Appr		P6700 Rear Wall - Cell 2V06				Document type: EPB	Project nr: 22-16148	Page 1
Modification	Date	Name	Original		Replacement of	Replaced by	Scale 1:1				1460

Parts list

F01_001

Device tag	Quantity	Designation	Type number	Supplier	Part number
=V1WR1UQ52UQ3.6-BGS/R	1	Inductive sensor Monitoring Kit for Power Clamps	1324644	TUNKERS	TUN.1324644

+.WR1UQ52UQ3.5/1

+.WR1UQ52UQ4.1/1

			Date	10/21/2022	Volvo Trucks North America		Valiant TMS	Parts list : TUN.1324644 - TUN.1324644	Drawing name: =2V06&EFS_EL	=	
			Ed.	MKLEPADLO						+ V1WR1UQ52UQ3.6	
			Appr		P6700 Rear Wall - Cell 2V06				Document type: EPB	Project nr: 22-16148	Page 1
Modification	Date	Name	Original		Replacement of	Replaced by	Scale 1:1				1460

Parts list

F01_001

Device tag	Quantity	Designation	Type number	Supplier	Part number
=V1WR1UQ52UQ4.1-BGS/R	1	Inductive sensor Monitoring Kit for Power Clamps	1324644	TUNKERS	TUN.1324644

+.WR1UQ52UQ3.6/1

+.WR1UQ52UQ4.2/1

			Date	10/21/2022	Volvo Trucks North America		Valiant TMS	Parts list : TUN.1324644 - TUN.1324644	Drawing name: =2V06&EFS_EL	=	
			Ed.	MKLEPADLO						+ V1WR1UQ52UQ4.1	
			Appr		P6700 Rear Wall - Cell 2V06				Document type: EPB	Project nr: 22-16148	Page 1
Modification	Date	Name	Original		Replacement of	Replaced by	Scale 1:1				1460

Parts list

F01_001

Device tag	Quantity	Designation	Type number	Supplier	Part number
=V1WR1UQ52UQ4.2-BGS/R	1	Inductive sensor Monitoring Kit for Power Clamps	1324644	TUNKERS	TUN.1324644

+.WR1UQ52UQ4.1/1

+.WR1UQ52UQ4.3/1

			Date	10/21/2022	Volvo Trucks North America		Valiant TMS	Parts list : TUN.1324644 - TUN.1324644	Drawing name: =2V06&EFS_EL	=	
			Ed.	MKLEPADLO						+ V1WR1UQ52UQ4.2	
			Appr		P6700 Rear Wall - Cell 2V06				Document type: EPB	Project nr: 22-16148	Page 1
Modification	Date	Name	Original		Replacement of	Replaced by	Scale 1:1				1460

Parts list

F01_001

Device tag	Quantity	Designation	Type number	Supplier	Part number
=V1WR1UQ52UQ4.3-BGS/R	1	Inductive sensor Monitoring Kit for Power Clamps	1324644	TUNKERS	TUN.1324644

+.WR1UQ52UQ4.2/1

+.WR1UQ52UQ4.4/1

			Date	10/21/2022	Volvo Trucks North America	Valiant TMS	Parts list : TUN.1324644 - TUN.1324644	Drawing name: =2V06&EFS_EL	=	
			Ed.	MKLEPADLO					+ V1WR1UQ52UQ4.3	
			Appr		P6700 Rear Wall - Cell 2V06			Document type: EPB	Project nr: 22-16148	Page 1
Modification	Date	Name	Original		Replacement of / Replaced by	Scale 1:1				1460

Parts list

F01_001

Device tag	Quantity	Designation	Type number	Supplier	Part number
=V1WR1UQ52UQ4.4-BGS/R	1	Inductive sensor Monitoring Kit for Power Clamps	1324644	TUNKERS	TUN.1324644

+.WR1UQ52UQ4.3/1

+.WR1UQ52UQ5.1/1

			Date	10/21/2022	Volvo Trucks North America		Valiant TMS	Parts list : TUN.1324644 - TUN.1324644	Drawing name: =2V06&EFS_EL	=	
			Ed.	MKLEPADLO						+ V1WR1UQ52UQ4.4	
			Appr		P6700 Rear Wall - Cell 2V06				Document type: EPB	Project nr: 22-16148	Page 1
Modification	Date	Name	Original		Replacement of	Replaced by	Scale 1:1				1460

Parts list

F01_001

Device tag	Quantity	Designation	Type number	Supplier	Part number
=V1WR1UQ52UQ5.1-BGS/R	1	Inductive sensor Monitoring Kit for Power Clamps	1324644	TUNKERS	TUN.1324644

+.WR1UQ52UQ4.4/1

+.WR1UQ52UQ5.2/1

			Date	10/21/2022	Volvo Trucks North America		Valiant TMS	Parts list : TUN.1324644 - TUN.1324644	Drawing name: =2V06&EFS_EL	=	
			Ed.	MKLEPADLO						+ V1WR1UQ52UQ5.1	
			Appr		P6700 Rear Wall - Cell 2V06				Document type: EPB	Project nr: 22-16148	Page 1
Modification	Date	Name	Original		Replacement of	Replaced by	Scale 1:1				1460

Parts list

F01_001

Device tag	Quantity	Designation	Type number	Supplier	Part number
=V1WR1UQ52UQ5.2-BGS/R	1	Inductive sensor Monitoring Kit for Power Clamps	1324644	TUNKERS	TUN.1324644

+.WR1UQ52UQ5.1/1

+.WR1UQ52UQ5.3/1

			Date	10/21/2022	Volvo Trucks North America		Valiant TMS	Parts list : TUN.1324644 - TUN.1324644	Drawing name: =2V06&EFS_EL	=	
			Ed.	MKLEPADLO						+ V1WR1UQ52UQ5.2	
			Appr		P6700 Rear Wall - Cell 2V06				Document type: EPB	Project nr: 22-16148	Page 1
Modification	Date	Name	Original		Replacement of	Replaced by	Scale 1:1				1460

Parts list

F01_001

Device tag	Quantity	Designation	Type number	Supplier	Part number
=V1WR1UQ52UQ5.3-BGS/R	1	Inductive sensor Monitoring Kit for Power Clamps	1324644	TUNKERS	TUN.1324644

+.WR1UQ52UQ5.2/1

+.WR1UQ52UQ5.4/1

			Date	10/21/2022	Volvo Trucks North America		Valiant TMS	Parts list : TUN.1324644 - TUN.1324644	Drawing name: =2V06&EFS_EL	=	
			Ed.	MKLEPADLO						+ V1WR1UQ52UQ5.3	
			Appr		P6700 Rear Wall - Cell 2V06				Document type: EPB	Project nr: 22-16148	Page 1
Modification	Date	Name	Original		Replacement of	Replaced by	Scale 1:1				1460

Parts list

F01_001

Device tag	Quantity	Designation	Type number	Supplier	Part number
=V1WR1UQ52UQ5.4-BGS/R	1	Inductive sensor Monitoring Kit for Power Clamps	1324644	TUNKERS	TUN.1324644

+.WR1UQ52UQ5.3/1

+.WR1UQ52UQ6.1/1

			Date	10/21/2022	Volvo Trucks North America		Valiant TMS	Parts list : TUN.1324644 - TUN.1324644	Drawing name: =2V06&EFS_EL	=	
			Ed.	MKLEPADLO						+ V1WR1UQ52UQ5.4	
			Appr		P6700 Rear Wall - Cell 2V06				Document type: EPB	Project nr: 22-16148	Page 1
Modification	Date	Name	Original		Replacement of	Replaced by	Scale 1:1				1460

Parts list

F01_001

Device tag	Quantity	Designation	Type number	Supplier	Part number
=V1WR1UQ52UQ6.1-BGS/R	1	Inductive sensor Monitoring Kit for Power Clamps	1324644	TUNKERS	TUN.1324644

+.WR1UQ52UQ5.4/1

+.WR2UQ51/1

			Date	10/21/2022	Volvo Trucks North America		Valiant TMS	Parts list : TUN.1324644 - TUN.1324644	Drawing name: =2V06&EFS_EL	=	
			Ed.	MKLEPADLO						+ V1WR1UQ52UQ6.1	
			Appr		P6700 Rear Wall - Cell 2V06				Document type: EPB	Project nr: 22-16148	Page 1
Modification	Date	Name	Original		Replacement of	Replaced by	Scale 1:1				1460

Parts list

F01_001

Device tag	Quantity	Designation	Type number	Supplier	Part number
=V1WR2UQ51BG0-BG01	1	Inductive sensor	BI20U-CA40-AP6X2-H1141/S1590 W/BS2.0	Turck	TUR.1627297
=V1WR2UQ51BG0-BG02	1	Inductive sensor	BI20U-CA40-AP6X2-H1141/S1590 W/BS2.0	Turck	TUR.1627297
=V1WR2UQ51BG0-BG03	1	Inductive sensor	BI20U-CA40-AP6X2-H1141/S1590 W/BS2.0	Turck	TUR.1627297
=V1WR2UQ51BG0-BG04	1	Inductive sensor	BI20U-CA40-AP6X2-H1141/S1590 W/BS2.0	Turck	TUR.1627297
=V1WR2UQ51BG0-XG1/2	1	Y splitter	U2-30676	TURCK	TUR.VB2-FSM 4.4/2FKM 4/S3450
=V1WR2UQ51BG0-XG3/4	1	Y splitter	U2-30676	TURCK	TUR.VB2-FSM 4.4/2FKM 4/S3450
=V1WR2UQ51KF1-KF1	0	Bus node	CPX-FB33	FES	FES.548755
=V1WR2UQ51KF1-KF1	0	Interlinking block	CPX-M-GE-EV-S-7/8-5POL	FES	FES.550208
=V1WR2UQ51KF1-KF1.11	0	Manifold block	CPX-M-AB-8-M12X2-5POL	FES	FES.549335
=V1WR2UQ51KF1-KF1.12	0	Manifold block	CPX-M-AB-8-M12X2-5POL	FES	FES.549335
=V1WR2UQ51KF1-KF1.13	0	Manifold block	CPX-M-AB-8-M12X2-5POL	FES	FES.549335

Parts list

F01_001

Device tag	Quantity	Designation	Type number	Supplier	Part number
=V1WR2UQ51UQ1.1-BGS/R	1	Inductive sensor Monitoring Kit for Power Clamps	1324644	TUNKERS	TUN.1324644

+V1WR2UQ51/1

+.WR2UQ51UQ1.2/1

			Date	10/21/2022	Volvo Trucks North America		Valiant TMS	Parts list : TUN.1324644 - TUN.1324644	Drawing name: =2V06&EFS_EL	=	
			Ed.	MKLEPADLO						+ V1WR2UQ51UQ1.1	
			Appr		P6700 Rear Wall - Cell 2V06				Document type: EPB	Project nr: 22-16148	Page 1
Modification	Date	Name	Original		Replacement of	Replaced by	Scale 1:1				1460

Parts list

F01_001

Device tag	Quantity	Designation	Type number	Supplier	Part number
=V1WR2UQ51UQ1.2-BGS/R	1	Inductive sensor Monitoring Kit for Power Clamps	1324644	TUNKERS	TUN.1324644

+.WR2UQ51UQ1.1/1

+.WR2UQ51UQ1.3/1

			Date	10/21/2022	Volvo Trucks North America		Valiant TMS	Parts list : TUN.1324644 - TUN.1324644	Drawing name: =2V06&EFS_EL	=	
			Ed.	MKLEPADLO						+ V1WR2UQ51UQ1.2	
			Appr		P6700 Rear Wall - Cell 2V06				Document type: EPB	Project nr: 22-16148	Page 1
Modification	Date	Name	Original		Replacement of	Replaced by	Scale 1:1				1460

Parts list

F01_001

Device tag	Quantity	Designation	Type number	Supplier	Part number
=V1WR2UQ51UQ1.3-BGS/R	1	Inductive sensor Monitoring Kit for Power Clamps	1324644	TUNKERS	TUN.1324644

+.WR2UQ51UQ1.2/1

+.WR2UQ51UQ1.4/1

			Date	10/21/2022	Volvo Trucks North America		Valiant TMS	Parts list : TUN.1324644 - TUN.1324644	Drawing name: =2V06&EFS_EL	=	
			Ed.	MKLEPADLO						+ V1WR2UQ51UQ1.3	
			Appr		P6700 Rear Wall - Cell 2V06				Document type: EPB	Project nr: 22-16148	Page 1
Modification	Date	Name	Original		Replacement of	Replaced by	Scale 1:1				1460

Parts list

F01_001

Device tag	Quantity	Designation	Type number	Supplier	Part number
=V1WR2UQ51UQ1.4-BGS/R	1	Inductive sensor Monitoring Kit for Power Clamps	1324644	TUNKERS	TUN.1324644

Parts list

F01_001

Device tag	Quantity	Designation	Type number	Supplier	Part number
=V1WR2UQ51UQ1.5-BGS/R	1	Inductive sensor Monitoring Kit for Power Clamps	1324644	TUNKERS	TUN.1324644

+.WR2UQ51UQ1.4/1

+.WR2UQ51UQ1.6/1

			Date	10/21/2022	Volvo Trucks North America		Valiant TMS	Parts list : TUN.1324644 - TUN.1324644	Drawing name: =2V06&EFS_EL	=	
			Ed.	MKLEPADLO						+ V1WR2UQ51UQ1.5	
			Appr		P6700 Rear Wall - Cell 2V06				Document type: EPB	Project nr: 22-16148	Page 1
Modification	Date	Name	Original		Replacement of	Replaced by	Scale 1:1				1460

Parts list

F01_001

Device tag	Quantity	Designation	Type number	Supplier	Part number
=V1WR2UQ51UQ1.6-BGS/R	1	Inductive sensor Monitoring Kit for Power Clamps	1324644	TUNKERS	TUN.1324644

+.WR2UQ51UQ1.5/1

+.WR2UQ51UQ2.1/1

			Date	10/21/2022	Volvo Trucks North America		Valiant TMS	Parts list : TUN.1324644 - TUN.1324644	Drawing name: =2V06&EFS_EL	=	
			Ed.	MKLEPADLO						+ V1WR2UQ51UQ1.6	
			Appr		P6700 Rear Wall - Cell 2V06				Document type: EPB	Project nr: 22-16148	Page 1
Modification	Date	Name	Original		Replacement of	Replaced by	Scale 1:1				1460

Parts list

F01_001

Device tag	Quantity	Designation	Type number	Supplier	Part number
=V1WR2UQ51UQ2.1-BGS/R	1	Inductive sensor Monitoring Kit for Power Clamps	1324644	TUNKERS	TUN.1324644

+.WR2UQ51UQ1.6/1

+.WR2UQ51UQ2.2/1

			Date	10/21/2022	Volvo Trucks North America		Valiant TMS	Parts list : TUN.1324644 - TUN.1324644	Drawing name: =2V06&EFS_EL	=	
			Ed.	MKLEPADLO						+ V1WR2UQ51UQ2.1	
			Appr		P6700 Rear Wall - Cell 2V06				Document type: EPB	Project nr: 22-16148	Page 1
Modification	Date	Name	Original		Replacement of	Replaced by	Scale 1:1				1460

Parts list

F01_001

Device tag	Quantity	Designation	Type number	Supplier	Part number
=V1WR2UQ51UQ2.2-BGS/R	1	Inductive sensor Monitoring Kit for Power Clamps	1324644	TUNKERS	TUN.1324644

+.WR2UQ51UQ2.1/1

+.WR2UQ51UQ2.3/1

			Date	10/21/2022	Volvo Trucks North America		Valiant TMS	Parts list : TUN.1324644 - TUN.1324644	Drawing name: =2V06&EFS_EL	=	
			Ed.	MKLEPADLO						+ V1WR2UQ51UQ2.2	
			Appr		P6700 Rear Wall - Cell 2V06				Document type: EPB	Project nr: 22-16148	Page 1
Modification	Date	Name	Original		Replacement of	Replaced by	Scale 1:1				1460

Parts list

F01_001

Device tag	Quantity	Designation	Type number	Supplier	Part number
=V1WR2UQ51UQ2.3-BGS/R	1	Inductive sensor Monitoring Kit for Power Clamps	1324644	TUNKERS	TUN.1324644

+.WR2UQ51UQ2.2/1

+.WR2UQ51UQ2.4/1

			Date	10/21/2022	Volvo Trucks North America		Valiant TMS	Parts list : TUN.1324644 - TUN.1324644	Drawing name: =2V06&EFS_EL	=	
			Ed.	MKLEPADLO						+ V1WR2UQ51UQ2.3	
			Appr		P6700 Rear Wall - Cell 2V06				Document type: EPB	Project nr: 22-16148	Page 1
Modification	Date	Name	Original		Replacement of	Replaced by	Scale 1:1				1460

Parts list

F01_001

Device tag	Quantity	Designation	Type number	Supplier	Part number
=V1WR2UQ51UQ2.4-BGS/R	1	Inductive sensor Monitoring Kit for Power Clamps	1324644	TUNKERS	TUN.1324644

+.WR2UQ51UQ2.3/1

+.WR2UQ51UQ2.5/1

			Date	10/21/2022	Volvo Trucks North America		Valiant TMS	Parts list : TUN.1324644 - TUN.1324644	Drawing name: =2V06&EFS_EL	=	
			Ed.	MKLEPADLO						+ V1WR2UQ51UQ2.4	
			Appr		P6700 Rear Wall - Cell 2V06				Document type: EPB	Project nr: 22-16148	Page 1
Modification	Date	Name	Original		Replacement of	Replaced by	Scale 1:1				1460

Parts list

F01_001

Device tag	Quantity	Designation	Type number	Supplier	Part number
=V1WR2UQ51UQ2.5-BGS/R	1	Inductive sensor Monitoring Kit for Power Clamps	1324644	TUNKERS	TUN.1324644

+.WR2UQ51UQ2.4/1

+.WR2UQ51UQ2.6/1

			Date	10/21/2022	Volvo Trucks North America		Valiant TMS	Parts list : TUN.1324644 - TUN.1324644	Drawing name: =2V06&EFS_EL	=	
			Ed.	MKLEPADLO						+ V1WR2UQ51UQ2.5	
			Appr		P6700 Rear Wall - Cell 2V06				Document type: EPB	Project nr: 22-16148	Page 1
Modification	Date	Name	Original		Replacement of	Replaced by	Scale 1:1				1460

Parts list

F01_001

Device tag	Quantity	Designation	Type number	Supplier	Part number
=V1WR2UQ51UQ2.6-BGS/R	1	Inductive sensor Monitoring Kit for Power Clamps	1324644	TUNKERS	TUN.1324644

+.WR2UQ51UQ2.5/1

+.WR2UQ51UQ3.1/1

			Date	10/21/2022	Volvo Trucks North America		Valiant TMS	Parts list : TUN.1324644 - TUN.1324644	Drawing name: =2V06&EFS_EL	=	
			Ed.	MKLEPADLO						+ V1WR2UQ51UQ2.6	
			Appr		P6700 Rear Wall - Cell 2V06				Document type: EPB	Project nr: 22-16148	Page 1
Modification	Date	Name	Original		Replacement of	Replaced by	Scale 1:1				1460

Parts list

F01_001

Device tag	Quantity	Designation	Type number	Supplier	Part number
=V1WR2UQ51UQ3.1-BGS/R	1	Inductive sensor Monitoring Kit for Power Clamps	1324638	TUNKERS	TUN.1324638

+.WR2UQ51UQ2.6/1

+.WR2UQ51UQ3.2/1

			Date	10/21/2022	Volvo Trucks North America		Valiant TMS	Parts list : TUN.1324638 - TUN.1324638	Drawing name: =2V06&EFS_EL	=	
			Ed.	MKLEPADLO						+ V1WR2UQ51UQ3.1	
			Appr		P6700 Rear Wall - Cell 2V06				Document type: EPB	Project nr: 22-16148	Page 1
Modification	Date	Name	Original		Replacement of	Replaced by	Scale 1:1				1460

Parts list

F01_001

Device tag	Quantity	Designation	Type number	Supplier	Part number
=V1WR2UQ51UQ3.2-BGS/R	1	Inductive sensor Monitoring Kit for Power Clamps	1324638	TUNKERS	TUN.1324638

+.WR2UQ51UQ3.1/1

+.WR2UQ51UQ3.3/1

			Date	10/21/2022	Volvo Trucks North America		Valiant TMS	Parts list : TUN.1324638 - TUN.1324638	Drawing name: =2V06&EFS_EL	=	
			Ed.	MKLEPADLO						+ V1WR2UQ51UQ3.2	
			Appr		P6700 Rear Wall - Cell 2V06				Document type: EPB	Project nr: 22-16148	Page 1
Modification	Date	Name	Original		Replacement of	Replaced by	Scale 1:1				1460

Parts list

F01_001

Device tag	Quantity	Designation	Type number	Supplier	Part number
=V1WR2UQ51UQ3.3-BGS/R	1	Inductive sensor Monitoring Kit for Power Clamps	1324644	TUNKERS	TUN.1324644

+.WR2UQ51UQ3.2/1

+.WR2UQ51UQ3.4/1

			Date	10/21/2022	Volvo Trucks North America		Valiant TMS	Parts list : TUN.1324644 - TUN.1324644	Drawing name: =2V06&EFS_EL	=	
			Ed.	MKLEPADLO						+ V1WR2UQ51UQ3.3	
			Appr		P6700 Rear Wall - Cell 2V06				Document type: EPB	Project nr: 22-16148	Page 1
Modification	Date	Name	Original		Replacement of	Replaced by	Scale 1:1				1460

Parts list

F01_001

Device tag	Quantity	Designation	Type number	Supplier	Part number
=V1WR2UQ51UQ3.4-BGS/R	1	Inductive sensor Monitoring Kit for Power Clamps	1324644	TUNKERS	TUN.1324644

			Date	10/21/2022	Volvo Trucks North America		Valiant TMS	Parts list : TUN.1324644 - TUN.1324644	Drawing name: =2V06&EFS_EL	=	
			Ed.	MKLEPADLO						+ V1WR2UQ51UQ3.4	
			Appr		P6700 Rear Wall - Cell 2V06				Document type: EPB	Project nr: 22-16148	Page 1
Modification	Date	Name	Original		Replacement of	Replaced by	Scale 1:1				1460

Parts list

F01_001

Device tag	Quantity	Designation	Type number	Supplier	Part number
=V1WR2UQ52BG0-BG01	1	Inductive sensor	BI20U-CA40-AP6X2-H1141/S1590 W/BS2.0	Turck	TUR.1627297
=V1WR2UQ52BG0-BG02	1	Inductive sensor	BI20U-CA40-AP6X2-H1141/S1590 W/BS2.0	Turck	TUR.1627297
=V1WR2UQ52BG0-BG03	1	Inductive sensor	BI20U-CA40-AP6X2-H1141/S1590 W/BS2.0	Turck	TUR.1627297
=V1WR2UQ52BG0-BG04	1	Inductive sensor	BI20U-CA40-AP6X2-H1141/S1590 W/BS2.0	Turck	TUR.1627297
=V1WR2UQ52BG0-XG1/2	1	Y splitter	U2-30676	TURCK	TUR.VB2-FSM 4.4/2FKM 4/S3450
=V1WR2UQ52BG0-XG3/4	1	Y splitter	U2-30676	TURCK	TUR.VB2-FSM 4.4/2FKM 4/S3450
=V1WR2UQ52KF1-KF1	0	Bus node	CPX-FB33	FES	FES.548755
=V1WR2UQ52KF1-KF1	0	Interlinking block	CPX-M-GE-EV-S-7/8-5POL	FES	FES.550208
=V1WR2UQ52KF1-KF1.11	0	Manifold block	CPX-M-AB-8-M12X2-5POL	FES	FES.549335
=V1WR2UQ52KF1-KF1.12	0	Manifold block	CPX-M-AB-8-M12X2-5POL	FES	FES.549335
=V1WR2UQ52KF1-KF1.13	0	Manifold block	CPX-M-AB-8-M12X2-5POL	FES	FES.549335

Parts list

F01_001

Device tag	Quantity	Designation	Type number	Supplier	Part number
=V1WR2UQ52UQ1.1-BGS/R	1	Inductive sensor Monitoring Kit for Power Clamps	1324644	TUNKERS	TUN.1324644

+V1WR2UQ52/1

+.WR2UQ52UQ1.2/1

			Date	10/21/2022	Volvo Trucks North America		Valiant TMS	Parts list : TUN.1324644 - TUN.1324644	Drawing name: =2V06&EFS_EL	=	
			Ed.	MKLEPADLO						+ V1WR2UQ52UQ1.1	
			Appr		P6700 Rear Wall - Cell 2V06				Document type: EPB	Project nr: 22-16148	Page 1
Modification	Date	Name	Original		Replacement of	Replaced by	Scale 1:1				1460

Parts list

F01_001

Device tag	Quantity	Designation	Type number	Supplier	Part number
=V1WR2UQ52UQ1.2-BGS/R	1	Inductive sensor Monitoring Kit for Power Clamps	1324644	TUNKERS	TUN.1324644

+.WR2UQ52UQ1.1/1

+.WR2UQ52UQ1.3/1

			Date	10/21/2022	Volvo Trucks North America		Valiant TMS	Parts list : TUN.1324644 - TUN.1324644	Drawing name: =2V06&EFS_EL	=	
			Ed.	MKLEPADLO						+ V1WR2UQ52UQ1.2	
			Appr		P6700 Rear Wall - Cell 2V06				Document type: EPB	Project nr: 22-16148	Page 1
Modification	Date	Name	Original		Replacement of	Replaced by	Scale 1:1				1460

Parts list

F01_001

Device tag	Quantity	Designation	Type number	Supplier	Part number
=V1WR2UQ52UQ1.3-BGS/R	1	Inductive sensor Monitoring Kit for Power Clamps	1324644	TUNKERS	TUN.1324644

			Date	10/21/2022	Volvo Trucks North America		Valiant TMS	Parts list : TUN.1324644 - TUN.1324644	Drawing name: =2V06&EFS_EL	=	
			Ed.	MKLEPADLO						+ V1WR2UQ52UQ1.3	
			Appr		P6700 Rear Wall - Cell 2V06				Document type: EPB	Project nr: 22-16148	Page 1
Modification	Date	Name	Original		Replacement of	Replaced by	Scale 1:1				1460

Parts list

F01_001

Device tag	Quantity	Designation	Type number	Supplier	Part number
=V1WR2UQ52UQ1.4-BGS/R	1	Inductive sensor Monitoring Kit for Power Clamps	1324644	TUNKERS	TUN.1324644

Parts list

F01_001

Device tag	Quantity	Designation	Type number	Supplier	Part number
=V1WR2UQ52UQ2.1-BGS/R	1	Inductive sensor Monitoring Kit for Power Clamps	1324644	TUNKERS	TUN.1324644

+.WR2UQ52UQ1.4/1

+.WR2UQ52UQ2.2/1

			Date	10/21/2022	Volvo Trucks North America		Valiant TMS	Parts list : TUN.1324644 - TUN.1324644	Drawing name: =2V06&EFS_EL	=	
			Ed.	MKLEPADLO						+ V1WR2UQ52UQ2.1	
			Appr		P6700 Rear Wall - Cell 2V06				Document type: EPB	Project nr: 22-16148	Page 1
Modification	Date	Name	Original		Replacement of	Replaced by	Scale 1:1				1460

Parts list

F01_001

Device tag	Quantity	Designation	Type number	Supplier	Part number
=V1WR2UQ52UQ2.2-BGS/R	1	Inductive sensor Monitoring Kit for Power Clamps	1324644	TUNKERS	TUN.1324644

+.WR2UQ52UQ2.1/1

+.WR2UQ52UQ2.3/1

			Date	10/21/2022	Volvo Trucks North America		Valiant TMS	Parts list : TUN.1324644 - TUN.1324644	Drawing name: =2V06&EFS_EL	=	
			Ed.	MKLEPADLO						+ V1WR2UQ52UQ2.2	
			Appr		P6700 Rear Wall - Cell 2V06				Document type: EPB	Project nr: 22-16148	Page 1
Modification	Date	Name	Original		Replacement of	Replaced by	Scale 1:1				1460

Parts list

F01_001

Device tag	Quantity	Designation	Type number	Supplier	Part number
=V1WR2UQ52UQ2.3-BGS/R	1	Inductive sensor Monitoring Kit for Power Clamps	1324644	TUNKERS	TUN.1324644

+.WR2UQ52UQ2.2/1

+.WR2UQ52UQ2.4/1

			Date	10/21/2022	Volvo Trucks North America		Valiant TMS	Parts list : TUN.1324644 - TUN.1324644	Drawing name: =2V06&EFS_EL	=	
			Ed.	MKLEPADLO						+ V1WR2UQ52UQ2.3	
			Appr		P6700 Rear Wall - Cell 2V06				Document type: EPB	Project nr: 22-16148	Page 1
Modification	Date	Name	Original		Replacement of	Replaced by	Scale 1:1				1460

Parts list

F01_001

Device tag	Quantity	Designation	Type number	Supplier	Part number
=V1WR2UQ52UQ2.4-BGS/R	1	Inductive sensor Monitoring Kit for Power Clamps	1324644	TUNKERS	TUN.1324644

+.WR2UQ52UQ2.3/1

+.WR2UQ52UQ2.5/1

			Date	10/21/2022	Volvo Trucks North America		Valiant TMS	Parts list : TUN.1324644 - TUN.1324644	Drawing name: =2V06&EFS_EL	=	
			Ed.	MKLEPADLO						+ V1WR2UQ52UQ2.4	
			Appr		P6700 Rear Wall - Cell 2V06				Document type: EPB	Project nr: 22-16148	Page 1
Modification	Date	Name	Original		Replacement of	Replaced by	Scale 1:1				1460

Parts list

F01_001

Device tag	Quantity	Designation	Type number	Supplier	Part number
=V1WR2UQ52UQ2.5-BGS/R	1	Inductive sensor Monitoring Kit for Power Clamps	1324644	TUNKERS	TUN.1324644

+.WR2UQ52UQ2.4/1

+.WR2UQ52UQ2.6/1

			Date	10/21/2022	Volvo Trucks North America		Valiant TMS	Parts list : TUN.1324644 - TUN.1324644	Drawing name: =2V06&EFS_EL	=	
			Ed.	MKLEPADLO						+ V1WR2UQ52UQ2.5	
			Appr		P6700 Rear Wall - Cell 2V06				Document type: EPB	Project nr: 22-16148	Page 1
Modification	Date	Name	Original		Replacement of	Replaced by	Scale 1:1				1460

Parts list

F01_001

Device tag	Quantity	Designation	Type number	Supplier	Part number
=V1WR2UQ52UQ2.6-BGS/R	1	Inductive sensor Monitoring Kit for Power Clamps	1324644	TUNKERS	TUN.1324644

+.WR2UQ52UQ2.5/1

+.WR2UQ52UQ3.1/1

			Date	10/21/2022	Volvo Trucks North America		Valiant TMS	Parts list : TUN.1324644 - TUN.1324644	Drawing name: =2V06&EFS_EL	=	
			Ed.	MKLEPADLO						+ V1WR2UQ52UQ2.6	
			Appr		P6700 Rear Wall - Cell 2V06				Document type: EPB	Project nr: 22-16148	Page 1
Modification	Date	Name	Original		Replacement of	Replaced by	Scale 1:1				1460

Parts list

F01_001

Device tag	Quantity	Designation	Type number	Supplier	Part number
=V1WR2UQ52UQ3.1-BGS/R	1	Inductive sensor Monitoring Kit for Power Clamps	1324638	TUNKERS	TUN.1324638

+.WR2UQ52UQ2.6/1

+.WR2UQ52UQ3.2/1

			Date	10/21/2022	Volvo Trucks North America		Valiant TMS	Parts list : TUN.1324638 - TUN.1324638	Drawing name: =2V06&EFS_EL	=	
			Ed.	MKLEPADLO						+ V1WR2UQ52UQ3.1	
			Appr		P6700 Rear Wall - Cell 2V06				Document type: EPB	Project nr: 22-16148	Page 1
Modification	Date	Name	Original		Replacement of	Replaced by	Scale 1:1				1460

Parts list

F01_001

Device tag	Quantity	Designation	Type number	Supplier	Part number
=V1WR2UQ52UQ3.2-BGS/R	1	Inductive sensor Monitoring Kit for Power Clamps	1324638	TUNKERS	TUN.1324638

+.WR2UQ52UQ3.1/1

+.WR2UQ52UQ3.3/1

			Date	10/21/2022	Volvo Trucks North America		Valiant TMS	Parts list : TUN.1324638 - TUN.1324638	Drawing name: =2V06&EFS_EL	=	
			Ed.	MKLEPADLO						+ V1WR2UQ52UQ3.2	
			Appr		P6700 Rear Wall - Cell 2V06				Document type: EPB	Project nr: 22-16148	Page 1
Modification	Date	Name	Original		Replacement of	Replaced by	Scale 1:1				1460

Parts list

F01_001

Device tag	Quantity	Designation	Type number	Supplier	Part number
=V1WR2UQ52UQ3.3-BGS/R	1	Inductive sensor Monitoring Kit for Power Clamps	1324644	TUNKERS	TUN.1324644

+.WR2UQ52UQ3.2/1

+.WR2UQ52UQ3.4/1

			Date	10/21/2022	Volvo Trucks North America		Valiant TMS	Parts list : TUN.1324644 - TUN.1324644	Drawing name: =2V06&EFS_EL	=	
			Ed.	MKLEPADLO						+ V1WR2UQ52UQ3.3	
			Appr		P6700 Rear Wall - Cell 2V06				Document type: EPB	Project nr: 22-16148	Page 1
Modification	Date	Name	Original		Replacement of	Replaced by	Scale 1:1				1460

Parts list

F01_001

Device tag	Quantity	Designation	Type number	Supplier	Part number
=V1WR2UQ52UQ3.4-BGS/R	1	Inductive sensor Monitoring Kit for Power Clamps	1324644	TUNKERS	TUN.1324644

+.WR2UQ52UQ3.3/1

+V2AR41UQ41/1

			Date	10/21/2022	Volvo Trucks North America		Valiant TMS	Parts list : TUN.1324644 - TUN.1324644	Drawing name: =2V06&EFS_EL	=	
			Ed.	MKLEPADLO						+ V1WR2UQ52UQ3.4	
			Appr		P6700 Rear Wall - Cell 2V06				Document type: EPB	Project nr: 22-16148	Page 1
Modification	Date	Name	Original		Replacement of	Replaced by	Scale 1:1				1460

Parts list

F01_001

Device tag	Quantity	Designation	Type number	Supplier	Part number
=V2AR41UQ41BG0-BG01	1	Inductive sensor	NI50U-CK40-AP6X2-H1141/S1590 W/BS4_A	Turck	TUR.1625891
=V2AR41UQ41BG0-BG02	1	Inductive sensor	NI50U-CK40-AP6X2-H1141/S1590 W/BS4_A	Turck	TUR.1625891
=V2AR41UQ41BG0-BG03	1	Q60 Series: 2m Range Adjustable-Field Sensor	Q60BB6LAF2000QPMA	BANNER	BAN.72064
=V2AR41UQ41BG0-BG04	1	QS30 Series Fixed-Field Sensor	QS30FF200Q	BANNER	BAN.73086
=V2AR41UQ41BG0-BG05	1	Q4X Series: Laser Adjustable Field	Q4XTBLAF500-Q8	BANNER	BAN.802595
=V2AR41UQ41BG0-BG06	1	Q4X Series: Laser Adjustable Field	Q4XTBLAF500-Q8	BANNER	BAN.802595
=V2AR41UQ41BG0-XG1/2	1	Y splitter	U2-30676	TURCK	TUR.VB2-FSM 4.4/2FKM 4/S3450
=V2AR41UQ41BG0-XG3/4	1	Y splitter	U2-30676	TURCK	TUR.VB2-FSM 4.4/2FKM 4/S3450
=V2AR41UQ41BG0-XG5/6	1	Y splitter	U2-30676	TURCK	TUR.VB2-FSM 4.4/2FKM 4/S3450
=V2AR41UQ41KF1-KF1	0	Bus node	CPX-FB33	FES	FES.548755
=V2AR41UQ41KF1-KF1	0	Interlinking block	CPX-M-GE-EV-S-7/8-5POL	FES	FES.550208
=V2AR41UQ41KF1-KF1.11	0	Manifold block	CPX-M-AB-8-M12X2-5POL	FES	FES.549335
=V2AR41UQ41KF1-KF1.12	0	Manifold block	CPX-M-AB-8-M12X2-5POL	FES	FES.549335
=V2AR41UQ41KF1-KF1.13	0	Manifold block	CPX-M-AB-8-M12X2-5POL	FES	FES.549335

Parts list

F01_001

Device tag	Quantity	Designation	Type number	Supplier	Part number
=V2AR41UQ41UQ1.1-BGS/R	1	Pressure sensor	SPAU-V1R-W-G18FD-L-PNLK-PNVBA-M12U	FES	FES.8001234

+V2AR41UQ41/1

+.AR41UQ41UQ2.1/1

			Date	10/21/2022	Volvo Trucks North America		Valiant TMS	Parts list : FES.8001234 - FES.8001234	Drawing name: =2V06&EFS_EL	=	
			Ed.	MKLEPADLO						+ V2AR41UQ41UQ1.1	
			Appr		P6700 Rear Wall - Cell 2V06				Document type: EPB	Project nr: 22-16148	Page 1
Modification	Date	Name	Original		Replacement of	Replaced by	Scale 1:1				1460

Parts list

F01_001

Device tag	Quantity	Designation	Type number	Supplier	Part number
=V1AR41UQ41UQ2.1-BGS/R	1	Inductive sensor Monitoring Kit for Power Clamps	1324638	TUNKERS	TUN.1324638

+.AR41UQ41UQ1.1/1

+.AR41UQ41UQ2.2/1

			Date	10/21/2022	Volvo Trucks North America		Valiant TMS	Parts list : TUN.1324638 - TUN.1324638	Drawing name: =2V06&EFS_EL	=	
			Ed.	MKLEPADLO						+ V2AR41UQ41UQ2.1	
			Appr		P6700 Rear Wall - Cell 2V06				Document type: EPB	Project nr: 22-16148	Page 1
Modification	Date	Name	Original		Replacement of	Replaced by	Scale 1:1				1460

Parts list

F01_001

Device tag	Quantity	Designation	Type number	Supplier	Part number
=V1AR41UQ41UQ2.2-BGS/R	1	Inductive sensor Monitoring Kit for Power Clamps	1324638	TUNKERS	TUN.1324638

+.AR41UQ41UQ2.1/1

+.AR41UQ41UQ3.1/1

			Date	10/21/2022	Volvo Trucks North America		Valiant TMS	Parts list : TUN.1324638 - TUN.1324638	Drawing name: =2V06&EFS_EL	=	
			Ed.	MKLEPADLO						+ V2AR41UQ41UQ2.2	
			Appr		P6700 Rear Wall - Cell 2V06				Document type: EPB	Project nr: 22-16148	Page 1
Modification	Date	Name	Original		Replacement of	Replaced by	Scale 1:1				1460

Parts list

F01_001

Device tag	Quantity	Designation	Type number	Supplier	Part number
=V2AR41UQ41UQ3.1-BGR	1	Proximity Sensor	SME-8M-DS-24V-K-5,0-OE	FES	FES.543863
=V2AR41UQ41UQ3.1-BGS	1	Proximity Sensor	SME-8M-DS-24V-K-5,0-OE	FES	FES.543863
=V2AR41UQ41UQ3.1-XGR/S	1	Y splitter	U2-30676	TURCK	TUR.VB2-FSM 4.4/2FKM 4/S3450

+.AR41UQ41UQ2.2/1

+.AR41UQ41UQ3.2/1

			Date	10/21/2022	Volvo Trucks North America		Valiant TMS	Parts list : FES.543863 - TUR.VB2-FSM 4.4/2FKM 4/S3450	Drawing name: =2V06&EFS_EL	= + V2AR41UQ41UQ3.1	
			Ed.	MKLEPADLO							
			Appr		P6700 Rear Wall - Cell 2V06		Scale 1:1		Document type: EPB	Project nr: 22-16148	Page 1
Modification	Date	Name	Original		Replacement of	Replaced by					1460

Parts list

F01_001

Device tag	Quantity	Designation	Type number	Supplier	Part number
=V2AR41UQ41UQ3.2-BGR	1	Proximity Sensor	SME-8M-DS-24V-K-5,0-OE	FES	FES.543863
=V2AR41UQ41UQ3.2-BGS	1	Proximity Sensor	SME-8M-DS-24V-K-5,0-OE	FES	FES.543863
=V2AR41UQ41UQ3.2-XGR/S	1	Y splitter	U2-30676	TURCK	TUR.VB2-FSM 4.4/2FKM 4/S3450

+.AR41UQ41UQ3.1/1

+.AR41UQ42/1

			Date	10/21/2022	Volvo Trucks North America	Valiant TMS	Parts list : FES.543863 - TUR.VB2-FSM 4.4/2FKM 4/S3450	Drawing name: =2V06&EFS_EL	=	
			Ed.	MKLEPADLO					+ V2AR41UQ41UQ3.2	
			Appr		P6700 Rear Wall - Cell 2V06	Scale 1:1		Document type: EPB	Project nr: 22-16148	Page 1
Modification	Date	Name	Original		Replacement of / Replaced by					1460

Parts list

F01_001

Device tag	Quantity	Designation	Type number	Supplier	Part number
=V2AR41UQ42BG0-BG01	1	Inductive sensor	NI50U-CK40-AP6X2-H1141/S1590 W/BS4_A	Turck	TUR.1625891
=V2AR41UQ42BG0-BG02	1	Inductive sensor	NI50U-CK40-AP6X2-H1141/S1590 W/BS4_A	Turck	TUR.1625891
=V2AR41UQ42BG0-BG03	1				BAN. 70264
=V2AR41UQ42BG0-BG04	1	QS30 Series Fixed-Field Sensor	QS30FF200Q	BANNER	BAN.73086
=V2AR41UQ42BG0-BG05	1	Q4X Series: Laser Adjustable Field	Q4XTBLAF500-Q8	BANNER	BAN.802595
=V2AR41UQ42BG0-BG06	1	Q4X Series: Laser Adjustable Field	Q4XTBLAF500-Q8	BANNER	BAN.802595
=V2AR41UQ42BG0-XG1/2	1	Y splitter	U2-30676	TURCK	TUR.VB2-FSM 4.4/2FKM 4/S3450
=V2AR41UQ42BG0-XG3/4	1	Y splitter	U2-30676	TURCK	TUR.VB2-FSM 4.4/2FKM 4/S3450
=V2AR41UQ42BG0-XG5/6	1	Y splitter	U2-30676	TURCK	TUR.VB2-FSM 4.4/2FKM 4/S3450
=V2AR41UQ42KF1-KF1	0	Bus node	CPX-FB33	FES	FES.548755
=V2AR41UQ42KF1-KF1	0	Interlinking block	CPX-M-GE-EV-S-7/8-5POL	FES	FES.550208
=V2AR41UQ42KF1-KF1.11	0	Manifold block	CPX-M-AB-8-M12X2-5POL	FES	FES.549335
=V2AR41UQ42KF1-KF1.12	0	Manifold block	CPX-M-AB-8-M12X2-5POL	FES	FES.549335
=V2AR41UQ42KF1-KF1.13	0	Manifold block	CPX-M-AB-8-M12X2-5POL	FES	FES.549335

Parts list

F01_001

Device tag	Quantity	Designation	Type number	Supplier	Part number
=V2AR41UQ42UQ1.1-BGS/R	1	Pressure sensor	SPAU-V1R-W-G18FD-L-PNLK-PNVBA-M12U	FES	FES.8001234

+V2AR41UQ42/1

+.AR41UQ42UQ2.1/1

			Date	10/21/2022	Volvo Trucks North America		Valiant TMS	Parts list : FES.8001234 - FES.8001234	Drawing name: =2V06&EFS_EL	=	
			Ed.	MKLEPADLO						+ V2AR41UQ42UQ1.1	
			Appr		P6700 Rear Wall - Cell 2V06				Document type: EPB	Project nr: 22-16148	Page 1
Modification	Date	Name	Original		Replacement of	Replaced by	Scale 1:1				1460

Parts list

F01_001

Device tag	Quantity	Designation	Type number	Supplier	Part number
=V1AR41UQ42UQ2.1-BGS/R	1	Inductive sensor Monitoring Kit for Power Clamps	1324638	TUNKERS	TUN.1324638

+.AR41UQ42UQ1.1/1

+.AR41UQ42UQ2.2/1

			Date	10/21/2022	Volvo Trucks North America		Valiant TMS	Parts list : TUN.1324638 - TUN.1324638	Drawing name: =2V06&EFS_EL	=	
			Ed.	MKLEPADLO						+ V2AR41UQ42UQ2.1	
			Appr		P6700 Rear Wall - Cell 2V06				Document type: EPB	Project nr: 22-16148	Page 1
Modification	Date	Name	Original		Replacement of	Replaced by	Scale 1:1				1460

Parts list

F01_001

Device tag	Quantity	Designation	Type number	Supplier	Part number
=V1AR41UQ42UQ2.2-BGS/R	1	Inductive sensor Monitoring Kit for Power Clamps	1324638	TUNKERS	TUN.1324638

+.AR41UQ42UQ2.1/1

+.AR41UQ42UQ3.1/1

			Date	10/21/2022	Volvo Trucks North America		Valiant TMS	Parts list : TUN.1324638 - TUN.1324638	Drawing name: =2V06&EFS_EL	=	
			Ed.	MKLEPADLO						+ V2AR41UQ42UQ2.2	
			Appr		P6700 Rear Wall - Cell 2V06				Document type: EPB	Project nr: 22-16148	Page 1
Modification	Date	Name	Original		Replacement of	Replaced by	Scale 1:1				1460

Parts list

F01_001

Device tag	Quantity	Designation	Type number	Supplier	Part number
=V2AR41UQ42UQ3.1-BGR	1	Proximity Sensor	SME-8M-DS-24V-K-5,0-OE	FES	FES.543863
=V2AR41UQ42UQ3.1-BGS	1	Proximity Sensor	SME-8M-DS-24V-K-5,0-OE	FES	FES.543863
=V2AR41UQ42UQ3.1-XGR/S	1	Y splitter	U2-30676	TURCK	TUR.VB2-FSM 4.4/2FKM 4/S3450

+.AR41UQ42UQ2.2/1

+.AR41UQ42UQ3.2/1

			Date	10/21/2022	Volvo Trucks North America		Valiant TMS	Parts list : FES.543863 - TUR.VB2-FSM 4.4/2FKM 4/S3450	Drawing name: =2V06&EFS_EL	= + V2AR41UQ42UQ3.1	
			Ed.	MKLEPADLO							
			Appr		P6700 Rear Wall - Cell 2V06		Scale 1:1		Document type: EPB	Project nr: 22-16148	Page 1
Modification	Date	Name	Original		Replacement of	Replaced by					1460

Parts list

F01_001

Device tag	Quantity	Designation	Type number	Supplier	Part number
=V2AR41UQ42UQ3.2-BGR	1	Proximity Sensor	SME-8M-DS-24V-K-5,0-OE	FES	FES.543863
=V2AR41UQ42UQ3.2-BGS	1	Proximity Sensor	SME-8M-DS-24V-K-5,0-OE	FES	FES.543863
=V2AR41UQ42UQ3.2-XGR/S	1	Y splitter	U2-30676	TURCK	TUR.VB2-FSM 4.4/2FKM 4/S3450

+.AR41UQ42UQ3.1/1

+.AR41UR41/1

			Date	10/21/2022	Volvo Trucks North America	Valiant TMS	Parts list : FES.543863 - TUR.VB2-FSM 4.4/2FKM 4/S3450	Drawing name: =2V06&EFS_EL	=	
			Ed.	MKLEPADLO					+ V2AR41UQ42UQ3.2	
			Appr		P6700 Rear Wall - Cell 2V06	Scale 1:1		Document type: EPB	Project nr: 22-16148	Page 1
Modification	Date	Name	Original		Replacement of / Replaced by					1460

Parts list

F01_001

Device tag	Quantity	Designation	Type number	Supplier	Part number
=V2AR41UR41BG0-BG01	1				ABB.2TLA020051R5200
=V2AR41UR41BG0-BG02	1				ABB.2TLA020051R5200
=V2AR41UR41BG0-BG03	1				ABB.2TLA020051R5200

+.AR41UQ42UQ3.2/1

+.AR41XQ11UC01/1

			Date	12/8/2022	Volvo Trucks North America	Valiant TMS	Parts list : ABB.2TLA020051R5200 - ABB.2TLA020051R5200	Drawing name:	=	
			Ed.	KMAFFRE					+ V2AR41UR41	
			Appr		P6700 Rear Wall - Cell 2V06			Document type: EPB	Project nr: 22-16148	Page 1
Modification	Date	Name	Original		Replacement of / Replaced by	Scale 1:1				1460

Parts list

F01_001

Device tag	Quantity	Designation	Type number	Supplier	Part number
=V2AR41XQ11WC1-XG1	1	Surface socket-outlet		ABB	ABB.2CMA193115R1000
=WC1-WC1	1	Golvskåp TS 8 sidskåp	TS8	RIT	RIT.SETS8205SID5
=WC1-WC1	1	TS Trim panel, sides, H: 100 mm, for W: 500 mm, RAL 7022, sheet steel	TS.8601050	RIT	RIT.8601050
=WC1-WC1	1	TS Base/plinth component, rear, H: 100 mm, for W: 1200 mm, RAL 7022, sheet steel	TS.8601200	RIT	RIT.8601200
=WC1-WC1	1	TS Side panel, screw-fastened, for TS, TS IT, for WD: 2000x500 mm, Sheet steel	TS.8105235	RIT	RIT.8105235
=WC1-WC1	1	PS Wiring plan pockets, for TS, CM, SE, PC, TP pedestal, sheet steel	TS.4115000	RIT	RIT.4115000

+.AR41UR41/1 +.CL1/1

			Date	10/21/2022	Volvo Trucks North America		Valiant TMS	Parts list : ABB.2CMA193115R1000 - RIT.4115000	Drawing name: =2V06&EFS_EL	=	
			Ed.	MKLEPADLO						+ V2AR41XQ11UC01	
			Appr		P6700 Rear Wall - Cell 2V06				Document type: EPB	Project nr: 22-16148	Page 1
Modification	Date	Name	Original		Replacement of	Replaced by	Scale 1:1				1460

Parts list

F01_001

Device tag	Quantity	Designation	Type number	Supplier	Part number
=V2CL1BG0-BG01	1	Inductive sensor	BI20U-CA40-AP6X2-H1141/S1590 W/BS2.0	Turck	TUR.1627297
=V2CL1BG0-BG02	1	Inductive sensor	BI20U-CA40-AP6X2-H1141/S1590 W/BS2.0	Turck	TUR.1627297
=V2CL1BG0-BG03	1	QS30 Series High-Performance Long-Range Sensor	QS30LPQPMA		BAN.73085
=V2CL1BG0-BG04	1	Inductive sensor	BI20U-CA40-AP6X2-H1141/S1590 W/BS2.0	Turck	TUR.1627297
=V2CL1BG0-BG05	1	Inductive sensor	BI20U-CA40-AP6X2-H1141/S1590 W/BS2.0	Turck	TUR.1627297
=V2CL1BG0-BG06	1	QS30 Series High-Performance Long-Range Sensor	QS30LPQPMA		BAN.73085
=V2CL1BG0-BG07	1	Inductive sensor	BI20U-CA40-AP6X2-H1141/S1590 W/BS2.0	Turck	TUR.1627297
=V2CL1BG0-BG08	1	Inductive sensor	BI20U-CA40-AP6X2-H1141/S1590 W/BS2.0	Turck	TUR.1627297
=V2CL1BG0-BG09	1	QS30 Series High-Performance Long-Range Sensor	QS30LPQPMA		BAN.73085
=V2CL1BG0-BG10	1	Inductive sensor	BI20U-CA40-AP6X2-H1141/S1590 W/BS2.0	Turck	TUR.1627297
=V2CL1BG0-BG11	1	Inductive sensor	BI20U-CA40-AP6X2-H1141/S1590 W/BS2.0	Turck	TUR.1627297
=V2CL1BG0-BG12	1	QS30 Series High-Performance Long-Range Sensor	QS30LPQPMA		BAN.73085
=V2CL1KF1-KF1.11	1	MVK-MPNIO DIO16 IRT 7/8" 5pin	MVK-MPNIO DIO16	MURR	MURR.55530
=V2CL1KF2-KF2.11	1	MVK-MPNIO DIO16 IRT 7/8" 5pin	MVK-MPNIO DIO16	MURR	MURR.55530

+.AR41XQ11UC01/1

+.FQ1/1

			Date	10/21/2022	Volvo Trucks North America	Valiant TMS	Parts list : TUR.1627297 - MURR.55530	Drawing name: =2V06&EFS_EL	= + V2CL1		
			Ed.	MKLEPADLO							
			Appr		P6700 Rear Wall - Cell 2V06			Document type: EPB	Project nr: 22-16148	Page	1
Modification	Date	Name	Original		Replacement of / Replaced by	Scale 1:1					1460

Parts list

F01_001

Device tag	Quantity	Designation	Type number	Supplier	Part number
=V2FQ1-BR11	1	EZ-Screen System	SLSCP30-1200P44NT	BANNER	BAN.SLSCP30-1200P44NT
=V2FQ1-BR12	1	EZ-Screen System	SLSCP30-1200P88	BANNER	BAN.SLSCP30-1200P88
=V2FQ1-BR13	1	EZ-Screen System	SLSCP30-1200P44NT	BANNER	BAN.SLSCP30-1200P44NT
=V2FQ1-BR14	1	EZ-Screen System	SLSCP30-1200P44NT	BANNER	BAN.SLSCP30-1200P44NT
=V2FQ1-BR15	1	EZ-Screen System	SLSCP30-1800P44NT	BANNER	BAN.SLSCP30-1800P44NT
=V2FQ1-BR16	1	EZ-Screen System	SLSCP30-1200P44NT	BANNER	BAN.SLSCP30-1200P44NT
=V2FQ1-BR17	1	EZ-Screen System	SLSCP30-1800P44NT	BANNER	BAN.SLSCP30-1800P44NT
=V2FQ1-BR18	1	EZ-Screen System	SLSCP30-1200P44NT	BANNER	BAN.SLSCP30-1200P44NT
=V2FQ1-BR19	1	EZ-Screen System	SLSCP30-1800P44NT	BANNER	BAN.SLSCP30-1800P44NT
=V2FQ1-BR20	1	EZ-Screen System	SLSCP30-1200P44NT	BANNER	BAN.SLSCP30-1200P44NT
=V2FQ1-BR21	1	EZ-Screen System	SLSCP30-1800P44NT	BANNER	BAN.SLSCP30-1800P44NT

Parts list

F01_001

Device tag	Quantity	Designation	Type number	Supplier	Part number
=V2FQ1-BG1	1	SWITCH	MGB-L2B-PNA-R-121859	EUCHNER	EUC.MGB-L2B-PNA-R-121859
=V2FQ1-BG1	1	HANDLE	MGB-H-AA1A2-R-106049	EUCHNER	EUC.MGB-H-AA1A2-R-106049
=V2FQ1-BG1	1	MOUNTING PLATE	MGB-A-MOUNTINGPLATE-H-109491	EUCHNER	EUC.MGB-A-MOUNTINGPLATE-H-109491
=V2FQ1-BG1	1	ESCAPE RELEASE	MGB-E-A2-106051	EUCHNER	EUC.MGB-E-A2-106051

+V2FQ1/1

+.U35U01/1

			Date	10/21/2022	Volvo Trucks North America	Valiant TMS	Parts list : EUC.MGB-L2B-PNA-R-121859 - EUC.MGB-E-A2-106051	Drawing name: =2V06&EFS_EL	=	
			Ed.	MKLEPADLO					+ V2FQ1BG1	
			Appr		P6700 Rear Wall - Cell 2V06	Scale 1:1		Document type: EPB	Project nr: 22-16148	Page 1
Modification	Date	Name	Original		Replacement of / Replaced by					1460

Parts list

F01_001

Device tag	Quantity	Designation	Type number	Supplier	Part number
=V2U35U01KF1-KF1.11	1	MVK-MPNIO DI8 DO8 FSU	MVK-MPNIO DI8 DO8 FSU	MURR	MURR.55339
=V2U35U01PF1-PF1	1	K50L Series Daylight Visible Indicators	K50L2RGB7QP	BANNER	BAN.805371
=V2U35U01PF1-PF1	1	Mounting kit	SMB30A	BANNER	BAN.32723

+.FQ1BG1/1

+.UC14/1

			Date	12/16/2022	Volvo Trucks North America		Valiant TMS	Parts list : MURR.55339 - BAN.32723	Drawing name: =2V06&EFS_EL	=	
			Ed.	MKLEPADLO						+ V2U35U01	
			Appr		P6700 Rear Wall - Cell 2V06				Document type: EPB	Project nr: 22-16148	Page 1
Modification	Date	Name	Original		Replacement of	Replaced by	Scale 1:1				1460

Parts list

F01_001

Device tag	Quantity	Designation	Type number	Supplier	Part number
=V2KF1-KF14	1				SIE.6ES7155-6AA01-0BN0_subassembly
=V2KF1-KF14	1	ET200SP, SERVERMODULE	6ES7193-6PA00-0AA0		SIE.6ES7193-6PA00-0AA0
=V2KF1-KF14.11	1	ET 200SP, DI 16x 24V DC ST, PU 1	6ES7131-6BH01-0BA0	SIE	SIE.6ES7131-6BH01-0BA0
=V2KF1-KF14.11	1	BASEUNIT TYPE A0, BU15-P16+A0+2D	6ES7193-6BP00-0DA0	SIE	SIE.6ES7193-6BP00-0DA0
=V2KF1-KF14.12	1	ET 200SP, DI 16x 24V DC ST, PU 1	6ES7131-6BH01-0BA0	SIE	SIE.6ES7131-6BH01-0BA0
=V2KF1-KF14.12	1	BASEUNIT TYPE A0, BU15-P16+A0+2D	6ES7193-6BP00-0DA0	SIE	SIE.6ES7193-6BP00-0DA0
=V2KF1-KF14.21	1	ET 200SP, DQ 16x 24V DC/0,5A ST, PU 1	6ES7132-6BH01-0BA0	SIE	SIE.6ES7132-6BH01-0BA0
=V2KF1-KF14.21	1	BASEUNIT TYPE A0, BU15-P16+A0+2D	6ES7193-6BP00-0DA0	SIE	SIE.6ES7193-6BP00-0DA0
=V2KF1-KF14.31	1	ET 200SP, El-Mod., F-DI 8x24VDC HF	6ES7136-6BA00-0CA0	SIEMENS	SIE.6ES7136-6BA00-0CA0
=V2KF1-KF14.31	1	BASEUNIT TYPE A0, BU15-P16+A0+2B	6ES7193-6BP00-0BA0	SIE	SIE.6ES7193-6BP00-0BA0
=V2KF1-KF14.32	1	ET 200SP, El-Mod., F-DI 8x24VDC HF	6ES7136-6BA00-0CA0	SIEMENS	SIE.6ES7136-6BA00-0CA0
=V2KF1-KF14.32	1	BASEUNIT TYPE A0, BU15-P16+A0+2B	6ES7193-6BP00-0BA0	SIE	SIE.6ES7193-6BP00-0BA0
=V2KF1-KF14.41	1	ET 200SP, El-Mod., F-DQ 4xDC 24V/2A	6ES7136-6DB00-0CA0		SIE.6ES7136-6DB00-0CA0
=V2KF1-KF14.41	1	BASEUNIT TYPE A0, BU15-P16+A0+2B	6ES7193-6BP00-0BA0	SIE	SIE.6ES7193-6BP00-0BA0
=V2KF1-KF14.42	1	ET 200SP, El-Mod., F-DQ 4xDC 24V/2A	6ES7136-6DB00-0CA0		SIE.6ES7136-6DB00-0CA0
=V2KF1-KF14.42	1	BASEUNIT TYPE A0, BU15-P16+A0+2B	6ES7193-6BP00-0BA0	SIE	SIE.6ES7193-6BP00-0BA0
=V2KF1-KF14.51	1	ET 200SP, F-RQ 1x24VDC/24..230VAC/5A ST	6ES7136-6RA00-0BF0		SIE.6ES7136-6RA00-0BF0
=V2KF1-KF14.51	1	BASEUNIT TYPE F0, BU20-P8+A4+0B	6ES7193-6BP20-0BF0	SIE	SIE.6ES7193-6BP20-0BF0
=V2KF1-KF14.52	1	ET 200SP, F-RQ 1x24VDC/24..230VAC/5A ST	6ES7136-6RA00-0BF0		SIE.6ES7136-6RA00-0BF0
=V2KF1-KF14.52	1	BASEUNIT TYPE F0, BU20-P8+A4+0B	6ES7193-6BP20-0BF0	SIE	SIE.6ES7193-6BP20-0BF0
=V2KF1-KF14.53	1	ET 200SP, F-RQ 1x24VDC/24..230VAC/5A ST	6ES7136-6RA00-0BF0		SIE.6ES7136-6RA00-0BF0
=V2KF1-KF14.53	1	BASEUNIT TYPE F0, BU20-P8+A4+0B	6ES7193-6BP20-0BF0	SIE	SIE.6ES7193-6BP20-0BF0
=V2KF1-KF14.54	1	ET 200SP, F-RQ 1x24VDC/24..230VAC/5A ST	6ES7136-6RA00-0BF0		SIE.6ES7136-6RA00-0BF0
=V2KF1-KF14.54	1	BASEUNIT TYPE F0, BU20-P8+A4+0B	6ES7193-6BP20-0BF0	SIE	SIE.6ES7193-6BP20-0BF0
=V2KF1-KF100.14	1	SCALANCE XC216	6GK5216-0BA00-2AC2	SIE	SIE.6GK5216-0BA00-2AC2
=V2KF1-KF100.14	1				SIE.6GK1900-0AB10
=V2WC3-FC1	1	CIRCUIT BREAKER 240V 14KA, 1-POLE, C, 16A, D=70MM	5SJ4116-7HG41	SIE	SIE.5SJ4116-7HG41
=V2WC3-FC1	1	AUXILARY SWITCH 1NO1NC UL489	5ST3010-0HG	SIE	SIE.5ST3010-0HG
=V2WC3-FC2	1	CIRCUIT BREAKER 240V 14KA, 1-POLE, C, 3A, D=70MM	5SJ4103-7HG41	SIE	SIE.5SJ4103-7HG41
=V2WC3-FC2	1	AUXILARY SWITCH 1NO1NC UL489	5ST3010-0HG	SIE	SIE.5ST3010-0HG
=V2WC3-FC3	1	CIRCUIT BREAKER 240V 14KA, 1-POLE, C, 16A, D=70MM	5SJ4116-7HG41	SIE	SIE.5SJ4116-7HG41
=V2WC3-XG2	1	Panel Interface Connector with USB Type A/F to USB Type A/M [Qty: 2]; Category 5e RJ45 Feed-Through; Housing; UL Type 4; Duplex Outlet; 5 Amp Circuit Breaker	RJ45 Feed-Through		GT_N.P-P11#2R2-K3RD5
=V2WC4-FC11	1	SITOP SEL1200 8 x 10A	6EP4438-7FB00-3DX0		SIE.6EP4438-7FB00-3DX0
=V2WC4-FC12	1	SITOP SEL1200 8 x 10A	6EP4438-7FB00-3DX0		SIE.6EP4438-7FB00-3DX0
=V2WC4-TA1	1	SITOP PSU6200 1ph 24 V/20 A	6EP3336-7SB00-3AX0		SIE.6EP3336-7SB00-3AX0

+.U35U01/1

+.UC32/1

			Date	10/21/2022	Volvo Trucks North America		Valiant TMS	Parts list : SIE.6ES7155-6AA01-0BN0_subassembly - SIE.6EP3336-7SB00-3AX0	Drawing name: =2V06&EFS_EL		=
			Ed.	MKLEPADLO							+ V2UC14
			Appr		P6700 Rear Wall - Cell 2V06		Scale 1:1		Document type: EPB	Project nr: 22-16148	Page 1
Modification	Date	Name	Original		Replacement of	Replaced by					1460

Parts list

F01_001

Device tag	Quantity	Designation	Type number	Supplier	Part number
=V2KF1-KF32	1				SIE.6ES7155-6AA01-0BN0_subassembly
=V2KF1-KF32	1	ET200SP, SERVERMODULE	6ES7193-6PA00-0AA0		SIE.6ES7193-6PA00-0AA0
=V2KF1-KF32.11	1	ET 200SP, DI 16x 24V DC ST, PU 1	6ES7131-6BH01-0BA0	SIE	SIE.6ES7131-6BH01-0BA0
=V2KF1-KF32.11	1	BASEUNIT TYPE A0, BU15-P16+A0+2D	6ES7193-6BP00-0DA0	SIE	SIE.6ES7193-6BP00-0DA0
=V2KF1-KF32.21	1	ET 200SP, DQ 16x 24V DC/0,5A ST, PU 1	6ES7132-6BH01-0BA0	SIE	SIE.6ES7132-6BH01-0BA0
=V2KF1-KF32.21	1	BASEUNIT TYPE A0, BU15-P16+A0+2D	6ES7193-6BP00-0DA0	SIE	SIE.6ES7193-6BP00-0DA0
=V2KF1-KF32.31	1	ET 200SP, El-Mod., F-DI 8x24VDC HF	6ES7136-6BA01-0CA0	SIE	SIE.6ES7136-6BA01-0CA0
=V2KF1-KF32.31	1	BASEUNIT TYPE A0, BU15-P16+A0+2D	6ES7193-6BP00-0DA0	SIE	SIE.6ES7193-6BP00-0DA0
=V2KF1-PNET1	1	Profinet cable - RJ45 plug to M12 Female receptacle; 1m long	RJ45S FKSDED 423-1M	TURCK	TUR.RJ45S FKSDED 423-1M
=V2PZ1-PF1	1	Signaling column connection element for pipe mounting incl. end cover and seal	8WD4408-0AA	SIE	SIE.8WD4408-0AA
=V2PZ1-PF1	1	Tube with foot, tube length 100 mm, accessory for signaling columns 8WD44, D=70 mm	8WD4308-0DA	SIEMENS	SIE.8WD4308-0DA
=V2PZ1-PF1	1	Signaling column multifunctional siren element different sounds can be set 24 V	8WD4420-0EA2		SIE.8WD4420-0EA2
=V2PZ1-PF1	1	Signaling column continuous light element LED red, 24 V AC/DC	8WD4420-5AB	SIE	SIE.8WD4420-5AB
=V2PZ1-PF1	1	Signaling column continuous light element LED green, 24 V AC/DC	8WD4420-5AC	SIE	SIE.8WD4420-5AC
=V2SF0PG1-M1	1	Ground bar kit, 5 positions.	ECGB5	SIE	US2.ECGB5
=V2SF0PG1-M1	1	Wiring Duct Covers, PVC	C1.5LG6	PAN	PAN.C1.5LG6
=V2SF0PG1-M1	1	Wiring Duct Covers, PVC	C1LG6	PAN	PAN.C1LG6
=V2SF0PG1-M1	1	Wide Slotted Wiring Duct, PVC	G1.5X4LG6	PAN	PAN.G1.5X4LG6
=V2SF0PG1-M1	1	Wide Slotted Wiring Duct, PVC	G1X4LG6	PAN	PAN.G1X4LG6
=V2SF0PG1-PF1	1	Signaling column multifunctional siren element different sounds can be set 24 V	8WD4420-0EA2		SIE.8WD4420-0EA2
=V2SF0PG1-PF1	1	Signaling column connection element for pipe mounting incl. end cover and seal	8WD4408-0AA	SIE	SIE.8WD4408-0AA
=V2SF0PG1-PF1	1	Tube with foot, tube length 100 mm, accessory for signaling columns 8WD44, D=70 mm	8WD4308-0DA	SIEMENS	SIE.8WD4308-0DA
=V2SF0PG1-PF1	1	Signaling column continuous light element LED red, 24 V AC/DC	8WD4420-5AB	SIE	SIE.8WD4420-5AB
=V2SF0PG1-PF1	1	Signaling column continuous light element LED green, 24 V AC/DC	8WD4420-5AC	SIE	SIE.8WD4420-5AC
=V2SF0PG1-SF1	1	PUSHBUTTON CP1-10G-20	CP1-10G-20	ABB	ABB.1SFA619100R1022
=V2SF0PG1-SF2	1	PUSHBUTTON CP1-10Y-20	CP1-10Y-20	ABB	ABB.1SFA619100R1023
=V2SF0PG1-SF3/PF3	1	PUSHBUTTON CP1-11C-10	CP1-11C-10	ABB	ABB.1SFA619100R1118
=V2SF0PG1-UC01	1	Compact enclosure AX	AX.6315450	RIT	RIT.6315450
=V2SF0PG1-UC01	1	Pedestal, open	CP.6106500	RIT	RIT.6106500
=V2SF0PG1-UC01	1	Coupling CP 60	CP.6206300	RIT	RIT.6206300
=V2SF0PG1-UC01	1	Accessory bag, for AX	AX.5051300	RIT	RIT.5051300
=V2SF0PG1-UC01	1	Mounting plate, for AX	AX.5051375	RIT	RIT.5051375
=V2WC4-FC1	1	Miniature Circuit Breaker MCBs - S200UDC - Number of Poles 1 - Tripping characteristic K	S201UDC-K5	ABB	ABB.2CDS271517R0357
=V2WC4-FC1	1	S2C-H6RU - Auxiliary Contact	S2C-H6RU	ABB	ABB.2CDS200914R0001
=V2WC4-FC2	1	Miniature Circuit Breaker MCBs - S200UDC - Number of Poles 1 - Tripping characteristic K	S201UDC-K5	ABB	ABB.2CDS271517R0357
=V2WC4-FC2	1	S2C-H6RU - Auxiliary Contact	S2C-H6RU	ABB	ABB.2CDS200914R0001
=V2WC4-PG1	1	SIMATIC HMI TP1500 COMFORT	6AV2124-0QC02-0AX1	SIE	SIE.6AV2124-0QC02-0AX1
=V2WC4-PG1	1	SIMATIC HMI SD MEMORY CARD 2 GB	6AV2181-8XP00-0AX0	SIE	SIE.6AV2181-8XP00-0AX0
=V2WC4-XD1	1	RECEPTACLE MINI 5P MALE 1M	RSF 50-1M/NPT	TURCK	TUR.RSF 50-1M/NPT

			Date	12/8/2022	Volvo Trucks North America	Valiant TMS	Parts list : SIE.6ES7155-6AA01-0BN0_subassembly - TUR.RSF 50-1M/NPT	Drawing name: =2V06&EFS_EL	= + V2UC32
			Ed.	KMAFFRE					
			Appr		P6700 Rear Wall - Cell 2V06	Scale 1:1		Document type: EPB	Project nr: 22-16148
Modification	Date	Name	Original		Replacement of / Replaced by				Page 1 / 1460

Parts list

F01_001

Device tag	Quantity	Designation	Type number	Supplier	Part number
=V2KF1-KF46	1				SIE.6ES7155-6AA01-0BN0_subassembly
=V2KF1-KF46	1	ET200SP, SERVERMODULE	6ES7193-6PA00-0AA0		SIE.6ES7193-6PA00-0AA0
=V2KF1-KF46.11	1	ET 200SP, DI 16x 24V DC ST, PU 1	6ES7131-6BH01-0BA0	SIE	SIE.6ES7131-6BH01-0BA0
=V2KF1-KF46.11	1	BASEUNIT TYPE A0, BU15-P16+A0+2D	6ES7193-6BP00-0DA0	SIE	SIE.6ES7193-6BP00-0DA0
=V2KF1-KF46.41	1	ET 200SP, El-Mod., F-DQ 4xDC 24V/2A	6ES7136-6DB00-0CA0		SIE.6ES7136-6DB00-0CA0
=V2KF1-KF46.41	1	BASEUNIT TYPE A0, BU15-P16+A0+2D	6ES7193-6BP00-0DA0	SIE	SIE.6ES7193-6BP00-0DA0
=V2KF1-KF46.51	1	ET 200SP, F-RQ 1x24VDC/24..230VAC/5A ST	6ES7136-6RA00-0BF0		SIE.6ES7136-6RA00-0BF0
=V2KF1-KF46.51	1	BASEUNIT TYPE F0, BU20-P8+A4+0B	6ES7193-6BP20-0BF0	SIE	SIE.6ES7193-6BP20-0BF0
=V2KF1-KF46.52	1	ET 200SP, F-RQ 1x24VDC/24..230VAC/5A ST	6ES7136-6RA00-0BF0		SIE.6ES7136-6RA00-0BF0
=V2KF1-KF46.52	1	BASEUNIT TYPE F0, BU20-P8+A4+0B	6ES7193-6BP20-0BF0	SIE	SIE.6ES7193-6BP20-0BF0
=V2KF1-KF46.53	1	ET 200SP, F-RQ 1x24VDC/24..230VAC/5A ST	6ES7136-6RA00-0BF0		SIE.6ES7136-6RA00-0BF0
=V2KF1-KF46.53	1	BASEUNIT TYPE F0, BU20-P8+A4+0B	6ES7193-6BP20-0BF0	SIE	SIE.6ES7193-6BP20-0BF0
=V2KF1-KF46.54	1	ET 200SP, F-RQ 1x24VDC/24..230VAC/5A ST	6ES7136-6RA00-0BF0		SIE.6ES7136-6RA00-0BF0
=V2KF1-KF46.54	1	BASEUNIT TYPE F0, BU20-P8+A4+0B	6ES7193-6BP20-0BF0	SIE	SIE.6ES7193-6BP20-0BF0
=V2KF1-KF100.46	1	SCALANCE XC208	6GK5208-0BA00-2AC2	SIE	SIE.6GK5208-0BA00-2AC2
=V2KF1-KF100.46-P1	1	Profinet cable - RJ45 plug to M12 Female receptacle; 1m long	RJ45S FKSDED 423-1M	TURCK	TUR.RJ45S FKSDED 423-1M
=V2KF1-KF100.46-P3	1	Profinet cable - RJ45 plug to M12 Female receptacle; 1m long	RJ45S FKSDED 423-1M	TURCK	TUR.RJ45S FKSDED 423-1M
=V2KF1-KF100.46-P4	1	Profinet cable - RJ45 plug to M12 Female receptacle; 1m long	RJ45S FKSDED 423-1M	TURCK	TUR.RJ45S FKSDED 423-1M
=V2KF1-KF100.46-P5	1	Profinet cable - RJ45 plug to M12 Female receptacle; 1m long	RJ45S FKSDED 423-1M	TURCK	TUR.RJ45S FKSDED 423-1M
=V2KF1-KF100.46-P6	1	Profinet cable - RJ45 plug to M12 Female receptacle; 1m long	RJ45S FKSDED 423-1M	TURCK	TUR.RJ45S FKSDED 423-1M
=V2KF1-UC01	1	Compact enclosure AX	AX.1050000		RIT.1050000
=V2UC46-M1	1	Ground bar kit, 5 positions.	ECGB5	SIE	US2.ECGB5
=V2UC46-M1	1	Wiring Duct Covers, PVC	C1.5LG6	PAN	PAN.C1.5LG6
=V2UC46-M1	1	Wiring Duct Covers, PVC	C2LG6	PAN	PAN.C2LG6
=V2UC46-M1	1	Wide Slotted Wiring Duct, PVC	G1.5X4LG6	PAN	PAN.G1.5X4LG6
=V2UC46-M1	1	Wide Slotted Wiring Duct, PVC	G2X4LG6	PAN	PAN.G2X4LG6
=V2UC46-M1	1	STAND.SECTIONAL RAIL 35MM, LENGTH 483MM	6ES5710-8MA11	Siemens AG	SIE.6ES5710-8MA11
=V2WC3-FC1	1	Miniature Circuit Breaker - SU200 M - 1P - C - 10 A	SU201M-C10	ABB	ABB.2CDS271337R0104
=V2WC3-FC1	1	S2C-H6RU - Auxiliary Contact	S2C-H6RU	ABB	ABB.2CDS200914R0001
=V2WC3-XD1	1	RECEPTACLE MINI 3P MALE 1M	RSF 36-1M W/LN	TURCK	TUR.RSF 36-1M W/LN
=V2WC4-FC11	1	SITOP PSE200U	6EP1961-2BA41	SIE	SIE.6EP1961-2BA41
=V2WC4-TA1	1	SITOP PSU6200 1ph 24 V/20 A	6EP3336-7SB00-3AX0		SIE.6EP3336-7SB00-3AX0
=V2WC4-XD51	1	RECEPTACLE MINI 5P FEMALE 1M	RKF 50-1M/NPT	TURCK	TUR.RKF 50-1M/NPT
=V2WC4-XD52	1	RECEPTACLE MINI 5P FEMALE 1M	RKF 50-1M/NPT	TURCK	TUR.RKF 50-1M/NPT
=V2WC4-XD53	1	RECEPTACLE MINI 5P FEMALE 1M	RKF 50-1M/NPT	TURCK	TUR.RKF 50-1M/NPT
=V2WC4-XD54	1	RECEPTACLE MINI 5P FEMALE 1M	RKF 50-1M/NPT	TURCK	TUR.RKF 50-1M/NPT

Parts list

F01_001

Device tag	Quantity	Designation	Type number	Supplier	Part number
=V2SF0PG2-PG1	1	SIMATIC HMI TP700 COMFORT	6AV2124-0GC01-0AX0	SIE	SIE.6AV2124-0GC01-0AX0
=V2SF0PG2-PG1	1	SIMATIC HMI SD MEMORY CARD 2 GB	6AV2181-8XP00-0AX0	SIE	SIE.6AV2181-8XP00-0AX0
=V2SF0PG2-PNET1	1	Profinet cable - RJ45 plug to M12 Female receptacle; 0.5m long	RJ45S FKSDED 423-0.5M	TURCK	TUR.RJ45S FKSDED 423-0.5M
=V2SF0PG2-UC01	1	Compact enclosure AX	AX.6315150	RIT	RIT.6315150
=V2SF0PG2-UC01	1	Accessory bag, for AX	AX.5051300	RIT	RIT.5051300
=V2SF0PG2-UC01	1	Mounting plate, for AX	AX.5051368	RIT	RIT.5051368
=V2SF0PG2-XD1	1	RECEPTACLE MINI 5P MALE 1M	RSF 50-1M/NPT	TURCK	TUR.RSF 50-1M/NPT
=V2SF0PG2-XG1	1	TEE, 5-PIN MINI, STANDARD KEYWAY	RSM-2RKM 50	TURCK	TUR.RSM-2RKM 50

+.UC46/1

+.UC61/1

			Date	10/21/2022	Volvo Trucks North America	Valiant TMS	Parts list : SIE.6AV2124-0GC01-0AX0 - TUR.RSM-2RKM 50	Drawing name: =2V06&EFS_EL	= + V2UC51	
			Ed.	MKLEPADLO	P6700 Rear Wall - Cell 2V06					
			Appr			Scale 1:1		Document type: EPB	Project nr: 22-16148	Page 1 / 1460
Modification	Date	Name	Original		Replacement of / Replaced by					

Parts list

F01_001

Device tag	Quantity	Designation	Type number	Supplier	Part number
=V2PZ1PF1-PF1	1	Signaling column connection element for pipe mounting incl. end cover and seal	8WD4408-0AA	SIE	SIE.8WD4408-0AA
=V2PZ1PF1-PF1	1	Tube with foot, tube length 100 mm, accessory for signaling columns 8WD44, D=70 mm	8WD4308-0DA	SIEMENS	SIE.8WD4308-0DA
=V2PZ1PF1-PF1	1	Signaling column multifunctional siren element different sounds can be set 24 V	8WD4420-0EA2		SIE.8WD4420-0EA2
=V2PZ1PF1-PF1	1	Signaling column continuous light element LED red, 24 V AC/DC	8WD4420-5AB	SIE	SIE.8WD4420-5AB
=V2PZ1PF1-PF1	1	Signaling column continuous light element LED green, 24 V AC/DC	8WD4420-5AC	SIE	SIE.8WD4420-5AC
=V2PZ1PF1-PF1	1	Signaling column continuous light element LED yellow, 24 V AC/DC	8WD4420-5AD	SIE	SIE.8WD4420-5AD
=V2PZ1PF1-PF1	1	Signaling column continuous light element LED blue, 24 V AC/DC	8WD4420-5AF	SIE	SIE.8WD4420-5AF
=V2PZ1PF1-UC01	1	Small enclosures KX	KX.1574000		RIT.1574000
=V2PZ1PF1-XD1	1	RECEPTACLE 1-1/8" MINIFAST 10P MALE 2M	RSF 106-2M/14.5/NPT/CS16486	TURCK	TUR.RSF 106-2M/14.5/NPT/CS16486

+.UC51/1

+.UC62/1

			Date	10/21/2022	Volvo Trucks North America		Valiant TMS	Parts list : SIE.8WD4408-0AA - TUR.RSF 106-2M/14.5/NPT/CS16486	Drawing name:	= + V2UC61	
			Ed.	MKLEPADLO							
			Appr		P6700 Rear Wall - Cell 2V06		Scale 1:1		Document type: EPB	Project nr: 22-16148	Page 1 / 1460
Modification	Date	Name	Original		Replacement of	Replaced by					

Parts list

F01_001

Device tag	Quantity	Designation	Type number	Supplier	Part number
=V2PZ1PF2-PF1	1	Signaling column connection element for pipe mounting incl. end cover and seal	8WD4408-0AA	SIE	SIE.8WD4408-0AA
=V2PZ1PF2-PF1	1	Tube with foot, tube length 100 mm, accessory for signaling columns 8WD44, D=70 mm	8WD4308-0DA	SIEMENS	SIE.8WD4308-0DA
=V2PZ1PF2-PF1	1	Signaling column multifunctional siren element different sounds can be set 24 V	8WD4420-0EA2		SIE.8WD4420-0EA2
=V2PZ1PF2-PF1	1	Signaling column continuous light element LED red, 24 V AC/DC	8WD4420-5AB	SIE	SIE.8WD4420-5AB
=V2PZ1PF2-PF1	1	Signaling column continuous light element LED green, 24 V AC/DC	8WD4420-5AC	SIE	SIE.8WD4420-5AC
=V2PZ1PF2-PF1	1	Signaling column continuous light element LED yellow, 24 V AC/DC	8WD4420-5AD	SIE	SIE.8WD4420-5AD
=V2PZ1PF2-PF1	1	Signaling column continuous light element LED blue, 24 V AC/DC	8WD4420-5AF	SIE	SIE.8WD4420-5AF
=V2PZ1PF2-UC01	1	Small enclosures KX	KX.1574000		RIT.1574000
=V2PZ1PF2-XD1	1	RECEPTACLE 1-1/8" MINIFAST 10P MALE 2M	RSF 106-2M/14.5/NPT/CS16486	TURCK	TUR.RSF 106-2M/14.5/NPT/CS16486

+.UC61/1

+.UC63/1

			Date	10/21/2022	Volvo Trucks North America	Valiant TMS	Parts list : SIE.8WD4408-0AA - TUR.RSF 106-2M/14.5/NPT/CS16486	Drawing name:	= + V2UC62	
			Ed.	MKLEPADLO						
			Appr		P6700 Rear Wall - Cell 2V06	Scale 1:1		Document type: EPB	Project nr: 22-16148	Page 1 / 1460
Modification	Date	Name	Original		Replacement of	Replaced by				

Parts list

F01_001

Device tag	Quantity	Designation	Type number	Supplier	Part number
=V2PZ1PF3-PF1	1	Signaling column connection element for pipe mounting incl. end cover and seal	8WD4408-0AA	SIE	SIE.8WD4408-0AA
=V2PZ1PF3-PF1	1	Tube with foot, tube length 100 mm, accessory for signaling columns 8WD44, D=70 mm	8WD4308-0DA	SIEMENS	SIE.8WD4308-0DA
=V2PZ1PF3-PF1	1	Signaling column multifunctional siren element different sounds can be set 24 V	8WD4420-0EA2		SIE.8WD4420-0EA2
=V2PZ1PF3-PF1	1	Signaling column continuous light element LED red, 24 V AC/DC	8WD4420-5AB	SIE	SIE.8WD4420-5AB
=V2PZ1PF3-PF1	1	Signaling column continuous light element LED green, 24 V AC/DC	8WD4420-5AC	SIE	SIE.8WD4420-5AC
=V2PZ1PF3-PF1	1	Signaling column continuous light element LED yellow, 24 V AC/DC	8WD4420-5AD	SIE	SIE.8WD4420-5AD
=V2PZ1PF3-PF1	1	Signaling column continuous light element LED blue, 24 V AC/DC	8WD4420-5AF	SIE	SIE.8WD4420-5AF
=V2PZ1PF3-UC01	1	Small enclosures KX	KX.1574000		RIT.1574000
=V2PZ1PF3-XD1	1	RECEPTACLE 1-1/8" MINIFAST 10P MALE 2M	RSF 106-2M/14.5/NPT/CS16486	TURCK	TUR.RSF 106-2M/14.5/NPT/CS16486

+.UC62/1

+.UC64/1

			Date	10/21/2022	Volvo Trucks North America		Valiant TMS	Parts list : SIE.8WD4408-0AA - TUR.RSF 106-2M/14.5/NPT/CS16486	Drawing name:	= + V2UC63	
			Ed.	MKLEPADLO							
			Appr		P6700 Rear Wall - Cell 2V06		Scale 1:1		Document type: EPB	Project nr: 22-16148	Page 1 / 1460
Modification	Date	Name	Original		Replacement of	Replaced by					

Parts list

F01_001

Device tag	Quantity	Designation	Type number	Supplier	Part number
=V2PZ1PF4-PF1	1	Signaling column connection element for pipe mounting incl. end cover and seal	8WD4408-0AA	SIE	SIE.8WD4408-0AA
=V2PZ1PF4-PF1	1	Tube with foot, tube length 100 mm, accessory for signaling columns 8WD44, D=70 mm	8WD4308-0DA	SIEMENS	SIE.8WD4308-0DA
=V2PZ1PF4-PF1	1	Signaling column multifunctional siren element different sounds can be set 24 V	8WD4420-0EA2		SIE.8WD4420-0EA2
=V2PZ1PF4-PF1	1	Signaling column continuous light element LED red, 24 V AC/DC	8WD4420-5AB	SIE	SIE.8WD4420-5AB
=V2PZ1PF4-PF1	1	Signaling column continuous light element LED green, 24 V AC/DC	8WD4420-5AC	SIE	SIE.8WD4420-5AC
=V2PZ1PF4-PF1	1	Signaling column continuous light element LED yellow, 24 V AC/DC	8WD4420-5AD	SIE	SIE.8WD4420-5AD
=V2PZ1PF4-PF1	1	Signaling column continuous light element LED blue, 24 V AC/DC	8WD4420-5AF	SIE	SIE.8WD4420-5AF
=V2PZ1PF4-UC01	1	Small enclosures KX	KX.1574000		RIT.1574000
=V2PZ1PF4-XD1	1	RECEPTACLE 1-1/8" MINIFAST 10P MALE 2M	RSF 106-2M/14.5/NPT/CS16486	TURCK	TUR.RSF 106-2M/14.5/NPT/CS16486

+.UC63/1

+.UC65/1

			Date	10/21/2022	Volvo Trucks North America	Valiant TMS	Parts list : SIE.8WD4408-0AA - TUR.RSF 106-2M/14.5/NPT/CS16486	Drawing name:	= + V2UC64	
			Ed.	MKLEPADLO						
			Appr		P6700 Rear Wall - Cell 2V06			Document type: EPB	Project nr: 22-16148	Page 1
Modification	Date	Name	Original		Replacement of	Replaced by	Scale 1:1			1460

Parts list

F01_001

Device tag	Quantity	Designation	Type number	Supplier	Part number
=V2PZ1PF5-PF1	1	Signaling column connection element for pipe mounting incl. end cover and seal	8WD4408-0AA	SIE	SIE.8WD4408-0AA
=V2PZ1PF5-PF1	1	Tube with foot, tube length 100 mm, accessory for signaling columns 8WD44, D=70 mm	8WD4308-0DA	SIEMENS	SIE.8WD4308-0DA
=V2PZ1PF5-PF1	1	Signaling column multifunctional siren element different sounds can be set 24 V	8WD4420-0EA2		SIE.8WD4420-0EA2
=V2PZ1PF5-PF1	1	Signaling column continuous light element LED red, 24 V AC/DC	8WD4420-5AB	SIE	SIE.8WD4420-5AB
=V2PZ1PF5-PF1	1	Signaling column continuous light element LED green, 24 V AC/DC	8WD4420-5AC	SIE	SIE.8WD4420-5AC
=V2PZ1PF5-PF1	1	Signaling column continuous light element LED yellow, 24 V AC/DC	8WD4420-5AD	SIE	SIE.8WD4420-5AD
=V2PZ1PF5-PF1	1	Signaling column continuous light element LED blue, 24 V AC/DC	8WD4420-5AF	SIE	SIE.8WD4420-5AF
=V2PZ1PF5-UC01	1	Small enclosures KX	KX.1574000		RIT.1574000
=V2PZ1PF5-XD1	1	RECEPTACLE 1-1/8" MINIFAST 10P MALE 2M	RSF 106-2M/14.5/NPT/CS16486	TURCK	TUR.RSF 106-2M/14.5/NPT/CS16486

+.UC64/1

+.UC71/1

			Date	10/21/2022	Volvo Trucks North America	Valiant TMS	Parts list : SIE.8WD4408-0AA - TUR.RSF 106-2M/14.5/NPT/CS16486	Drawing name:	= + V2UC65	
			Ed.	MKLEPADLO						
			Appr		P6700 Rear Wall - Cell 2V06	Scale 1:1		Document type: EPB	Project nr: 22-16148	Page 1 / 1460
Modification	Date	Name	Original		Replacement of	Replaced by				

Parts list

F01_001

Device tag	Quantity	Designation	Type number	Supplier	Part number
=V2SF0SF1-SF1	1	Push-to-Stop, Twist-to-Release Electro-Mechanical Push Buttons	SSA-EBM Series	BANNER	BAN.SSA-EBM-12EB1Q8OTBB

+.UC65/1

+.UC72/1

			Date	10/21/2022	Volvo Trucks North America	Valiant TMS	Parts list : BAN.SSA-EBM-12EB1Q8OTBB - BAN.SSA-EBM-12EB1Q8OTBB	Drawing name: =2V06&EFS_EL	=	
			Ed.	MKLEPADLO					+ V2UC71	
			Appr		P6700 Rear Wall - Cell 2V06	Scale 1:1		Document type: EPB	Project nr: 22-16148	Page 1
Modification	Date	Name	Original		Replacement of	Replaced by				1460

Parts list

F01_001

Device tag	Quantity	Designation	Type number	Supplier	Part number
=V2SF0SF2-SF1	1	EMERGENCY STOP CE4T-10R-02	CE4T-10R-02	ABB	ABB.1SFA619550R1051
=V2SF0SF2-SF1	1	LEGEND PLATET KTC15-1005	KTC15-1005		ABB.1SFA616915R1005
=V2SF0SF2-SF2	1	CPM3-10Y-11 Mushroom Pushbutton	CPM3-10Y-11	ABB	ABB.1SFA619126R1073
=V2SF0SF2-SF3	1	MUSHROOM PUSHB CPM3-10B-11	CPM3-10B-11	ABB	ABB.1SFA619126R1076
=V2SF0SF2-XD1	1	RECEPTACLE 1-1/8" MINIFAST 10P MALE 2M	RSF 126-2M/14.5/NPT/CS16488	TURCK	TUR.RSF 126-2M/14.5/NPT/CS16488

+.UC71/1

+.UC73/1

			Date	10/21/2022	Volvo Trucks North America	Valiant TMS	Parts list : ABB.1SFA619550R1051 - TUR.RSF 126-2M/14.5/NPT/CS16488	Drawing name: =2V06&EFS_EL	=	
			Ed.	MKLEPADLO					+ V2UC72	
			Appr		P6700 Rear Wall - Cell 2V06	Scale 1:1		Document type: EPB	Project nr: 22-16148	Page 1
Modification	Date	Name	Original		Replacement of	Replaced by				1460

Parts list

F01_001

Device tag	Quantity	Designation	Type number	Supplier	Part number
=V2SF0SF3-SF1	1	EMERGENCY STOP CE4T-10R-02	CE4T-10R-02	ABB	ABB.1SFA619550R1051
=V2SF0SF3-SF1	1	LEGEND PLATET KTC15-1005	KTC15-1005		ABB.1SFA616915R1005
=V2SF0SF3-SF2	1	CPM3-10Y-11 Mushroom Pushbutton	CPM3-10Y-11	ABB	ABB.1SFA619126R1073
=V2SF0SF3-SF3	1	MUSHROOM PUSHB CPM3-10B-11	CPM3-10B-11	ABB	ABB.1SFA619126R1076
=V2SF0SF3-XD1	1	RECEPTACLE 1-1/8" MINIFAST 10P MALE 2M	RSF 126-2M/14.5/NPT/CS16488	TURCK	TUR.RSF 126-2M/14.5/NPT/CS16488

+.UC72/1

+.UC74/1

			Date	10/21/2022	Volvo Trucks North America	Valiant TMS	Parts list : ABB.1SFA619550R1051 - TUR.RSF 126-2M/14.5/NPT/CS16488	Drawing name: =2V06&EFS_EL	=	
			Ed.	MKLEPADLO					+ V2UC73	
			Appr		P6700 Rear Wall - Cell 2V06	Scale 1:1		Document type: EPB	Project nr: 22-16148	Page 1
Modification	Date	Name	Original		Replacement of	Replaced by				1460

Parts list

F01_001

Device tag	Quantity	Designation	Type number	Supplier	Part number
=V2SF0SF4-SF1	1	EMERGENCY STOP CE4T-10R-02	CE4T-10R-02	ABB	ABB.1SFA619550R1051
=V2SF0SF4-SF1	1	LEGEND PLATET KTC15-1005	KTC15-1005		ABB.1SFA616915R1005
=V2SF0SF4-SF2	1	CPM3-10Y-11 Mushroom Pushbutton	CPM3-10Y-11	ABB	ABB.1SFA619126R1073
=V2SF0SF4-SF3	1	MUSHROOM PUSHB CPM3-10B-11	CPM3-10B-11	ABB	ABB.1SFA619126R1076
=V2SF0SF4-XD1	1	RECEPTACLE 1-1/8" MINIFAST 10P MALE 2M	RSF 126-2M/14.5/NPT/CS16488	TURCK	TUR.RSF 126-2M/14.5/NPT/CS16488

+.UC73/1

+.UC75/1

			Date	10/21/2022	Volvo Trucks North America		Valiant TMS	Parts list : ABB.1SFA619550R1051 - TUR.RSF 126-2M/14.5/NPT/CS16488	Drawing name: =2V06&EFS_EL	=	
			Ed.	MKLEPADLO						+ V2UC74	
			Appr		P6700 Rear Wall - Cell 2V06		Scale 1:1		Document type: EPB	Project nr: 22-16148	Page 1
Modification	Date	Name	Original		Replacement of	Replaced by					1460

Parts list

F01_001

Device tag	Quantity	Designation	Type number	Supplier	Part number
=V2SF0SF5-SF1	1	EMERGENCY STOP CE4T-10R-02	CE4T-10R-02	ABB	ABB.1SFA619550R1051
=V2SF0SF5-SF1	1	LEGEND PLATET KTC15-1005	KTC15-1005		ABB.1SFA616915R1005
=V2SF0SF5-SF2	1	CPM3-10Y-11 Mushroom Pushbutton	CPM3-10Y-11	ABB	ABB.1SFA619126R1073
=V2SF0SF5-SF3	1	MUSHROOM PUSHB CPM3-10B-11	CPM3-10B-11	ABB	ABB.1SFA619126R1076
=V2SF0SF5-XD1	1	RECEPTACLE 1-1/8" MINIFAST 10P MALE 2M	RSF 126-2M/14.5/NPT/CS16488	TURCK	TUR.RSF 126-2M/14.5/NPT/CS16488

+.UC74/1 +.WR1/1

			Date	10/21/2022	Volvo Trucks North America		Valiant TMS	Parts list : ABB.1SFA619550R1051 - TUR.RSF 126-2M/14.5/NPT/CS16488	Drawing name: =2V06&EFS_EL	= + V2UC75	
			Ed.	MKLEPADLO	P6700 Rear Wall - Cell 2V06						
			Appr				Scale 1:1		Document type: EPB	Project nr: 22-16148	Page 1 / 1460
Modification	Date	Name	Original		Replacement of	Replaced by					

Parts list

F01_001

Device tag	Quantity	Designation	Type number	Supplier	Part number
=V2FQ1-QB1	1				A-B.440F-M2036HYNN
=V2FQ1-QB2	1				A-B.440F-M2036HYNN
=V2FQ1-QB3	1				A-B.440F-M2036HYNN
=V2FQ1-QB4	1				A-B.440F-M2036HYNN
=V2WR1BG0-BG01	1	Inductive slot sensor	SJ15-E2-V1-Y40122	P+F	P+F.SJ15-E2-V1-Y40122
=V2WR1BG0-BG02	0	Inductive sensor With WeldGuard™ coating	BI20U-CA40-AP6X2-H1141/S1590W/BS2.1	TURCK	TUR.BI20U-CA40-AP6X2-H1141/S1590W/BS2.1
=V2WR1BG0-BG03	0	Inductive sensor With WeldGuard™ coating	BI20U-CA40-AP6X2-H1141/S1590W/BS2.1	TURCK	TUR.BI20U-CA40-AP6X2-H1141/S1590W/BS2.1
=V2WR1BG0-BG04	0	Inductive sensor With WeldGuard™ coating	BI20U-CA40-AP6X2-H1141/S1590W/BS2.1	TURCK	TUR.BI20U-CA40-AP6X2-H1141/S1590W/BS2.1
=V2WR1KF1-KF1.11	1	Field bus, decentralized peripheral - digital I/O module	MVK-MPNIO F DI16/8 7/8" IRT		MURR.55556
=V2WR1KF2-KF2.11	1	Field bus, decentralized peripheral - digital I/O module	MVK-MPNIO F DI16/8 7/8" IRT		MURR.55556
=V2WR1KF2-XD1	1	MALE 5-PIN M12 FIELD ATTACHABLE CONNECTOR	BS 8251-0/PG9	TURCK	TUR.BS 8251-0/PG9
=V2WR1KF2-XD2	1	MALE 5-PIN M12 FIELD ATTACHABLE CONNECTOR	BS 8251-0/PG9	TURCK	TUR.BS 8251-0/PG9
=V2WR1KF2-XD3	1	MALE 5-PIN M12 FIELD ATTACHABLE CONNECTOR	BS 8251-0/PG9	TURCK	TUR.BS 8251-0/PG9
=V2WR1KF2-XD4	1	MALE 5-PIN M12 FIELD ATTACHABLE CONNECTOR	BS 8251-0/PG9	TURCK	TUR.BS 8251-0/PG9

Parts list

F01_001

Device tag	Quantity	Designation	Type number	Supplier	Part number
=V2WR1UQ51BG0-BG01	1	Inductive sensor	BI4U-MT12E-AP6X-H1141/S1589	Turck	TUR.1644979
=V2WR1UQ51BG0-BG02	1	Inductive sensor	BI4U-MT12E-AP6X-H1141/S1589	Turck	TUR.1644979
=V2WR1UQ51BG0-BG03	1	Inductive sensor	BI20U-CA40-AP6X2-H1141/S1590 W/BS2.0	Turck	TUR.1627297
=V2WR1UQ51BG0-BG04	1	Inductive sensor	BI20U-CA40-AP6X2-H1141/S1590 W/BS2.0	Turck	TUR.1627297
=V2WR1UQ51BG0-XG1/2	1	Y splitter	U2-30676	TURCK	TUR.VB2-FSM 4.4/2FKM 4/S3450
=V2WR1UQ51BG0-XG3/4	1	Y splitter	U2-30676	TURCK	TUR.VB2-FSM 4.4/2FKM 4/S3450
=V2WR1UQ51KF1-KF1	0	Bus node	CPX-FB33	FES	FES.548755
=V2WR1UQ51KF1-KF1	0	Interlinking block	CPX-M-GE-EV-S-7/8-5POL	FES	FES.550208
=V2WR1UQ51KF1-KF1.11	0	Manifold block	CPX-M-AB-8-M12X2-5POL	FES	FES.549335

+V2WR1/1

+.WR1UQ51UQ1.1/1

			Date	10/21/2022	Volvo Trucks North America		Valiant TMS	Parts list : TUR.1644979 - FES.549335	Drawing name:	=	
			Ed.	MKLEPADLO						+ V2WR1UQ51	
			Appr		P6700 Rear Wall - Cell 2V06				Document type:	Project nr:	Page 1
Modification	Date	Name	Original		Replacement of	Replaced by	Scale 1:1		EPB	22-16148	1460

Parts list

F01_001

Device tag	Quantity	Designation	Type number	Supplier	Part number
=V2WR1UQ51UQ1.1-BGS/R	1	Inductive sensor Monitoring Kit for Power Clamps	1324644	TUNKERS	TUN.1324644

+V2WR1UQ51/1

+.WR1UQ51UQ2.1/1

			Date	10/21/2022	Volvo Trucks North America		Valiant TMS	Parts list : TUN.1324644 - TUN.1324644	Drawing name: =2V06&EFS_EL	=	
			Ed.	MKLEPADLO						+ V2WR1UQ51UQ1.1	
			Appr		P6700 Rear Wall - Cell 2V06				Document type: EPB	Project nr: 22-16148	Page 1
Modification	Date	Name	Original		Replacement of	Replaced by	Scale 1:1				1460

Parts list

F01_001

Device tag	Quantity	Designation	Type number	Supplier	Part number
=V2WR1UQ51UQ2.1-BGS/R	1	Inductive sensor Monitoring Kit for Power Clamps	1324638	TUNKERS	TUN.1324638

+.WR1UQ51UQ1.1/1

+.WR1UQ51UQ2.2/1

			Date	10/21/2022	Volvo Trucks North America		Valiant TMS	Parts list : TUN.1324638 - TUN.1324638	Drawing name: =2V06&EFS_EL	=	
			Ed.	MKLEPADLO						+ V2WR1UQ51UQ2.1	
			Appr		P6700 Rear Wall - Cell 2V06				Document type: EPB	Project nr: 22-16148	Page 1
Modification	Date	Name	Original		Replacement of	Replaced by	Scale 1:1				1460

Parts list

F01_001

Device tag	Quantity	Designation	Type number	Supplier	Part number
=V2WR1UQ51UQ2.2-BGS/R	1	Inductive sensor Monitoring Kit for Power Clamps	1324638	TUNKERS	TUN.1324638

+.WR1UQ51UQ2.1/1

+.WR1UQ51UQ2.3/1

			Date	10/21/2022	Volvo Trucks North America		Valiant TMS	Parts list : TUN.1324638 - TUN.1324638	Drawing name: =2V06&EFS_EL	=	
			Ed.	MKLEPADLO						+ V2WR1UQ51UQ2.2	
			Appr		P6700 Rear Wall - Cell 2V06				Document type: EPB	Project nr: 22-16148	Page 1
Modification	Date	Name	Original		Replacement of	Replaced by	Scale 1:1				1460

Parts list

F01_001

Device tag	Quantity	Designation	Type number	Supplier	Part number
=V2WR1UQ51UQ2.3-BGS/R	1	Inductive sensor Monitoring Kit for Power Clamps	1324638	TUNKERS	TUN.1324638

+.WR1UQ51UQ2.2/1

+.WR1UQ51UQ2.4/1

			Date	10/21/2022	Volvo Trucks North America		Valiant TMS	Parts list : TUN.1324638 - TUN.1324638	Drawing name: =2V06&EFS_EL	=	
			Ed.	MKLEPADLO						+ V2WR1UQ51UQ2.3	
			Appr		P6700 Rear Wall - Cell 2V06				Document type: EPB	Project nr: 22-16148	Page 1
Modification	Date	Name	Original		Replacement of	Replaced by	Scale 1:1				1460

Parts list

F01_001

Device tag	Quantity	Designation	Type number	Supplier	Part number
=V2WR1UQ51UQ2.4-BGS/R	1	Inductive sensor Monitoring Kit for Power Clamps	1324638	TUNKERS	TUN.1324638

+.WR1UQ51UQ2.3/1

+.WR1UQ52/1

			Date	10/21/2022	Volvo Trucks North America		Valiant TMS	Parts list : TUN.1324638 - TUN.1324638	Drawing name: =2V06&EFS_EL	=	
			Ed.	MKLEPADLO						+ V2WR1UQ51UQ2.4	
			Appr		P6700 Rear Wall - Cell 2V06				Document type: EPB	Project nr: 22-16148	Page 1
Modification	Date	Name	Original		Replacement of	Replaced by	Scale 1:1				1460

Parts list

F01_001

Device tag	Quantity	Designation	Type number	Supplier	Part number
=V2WR1UQ52BG0-BG01	1	Inductive sensor	BI4U-MT12E-AP6X-H1141/S1589	Turck	TUR.1644979
=V2WR1UQ52BG0-BG02	1	Inductive sensor	BI4U-MT12E-AP6X-H1141/S1589	Turck	TUR.1644979
=V2WR1UQ52BG0-BG03	1	Inductive sensor	BI4U-MT12E-AP6X-H1141/S1589	Turck	TUR.1644979
=V2WR1UQ52BG0-BG04	1	Inductive sensor	BI4U-MT12E-AP6X-H1141/S1589	Turck	TUR.1644979
=V2WR1UQ52BG0-BG05	1	Inductive sensor	BI4U-MT12E-AP6X-H1141/S1589	Turck	TUR.1644979
=V2WR1UQ52BG0-BG06	1	Inductive sensor	BI4U-MT12E-AP6X-H1141/S1589	Turck	TUR.1644979
=V2WR1UQ52BG0-BG07	1	Inductive sensor	BI4U-MT12E-AP6X-H1141/S1589	Turck	TUR.1644979
=V2WR1UQ52BG0-BG08	1	Inductive sensor	BI20U-CA40-AP6X2-H1141/S1590 W/BS2.0	Turck	TUR.1627297
=V2WR1UQ52BG0-BG09	1	Inductive sensor	BI20U-CA40-AP6X2-H1141/S1590 W/BS2.0	Turck	TUR.1627297
=V2WR1UQ52BG0-XG1/2	1	Y splitter	U2-30676	TURCK	TUR.VB2-FSM 4.4/2FKM 4/S3450
=V2WR1UQ52BG0-XG3/4	1	Y splitter	U2-30676	TURCK	TUR.VB2-FSM 4.4/2FKM 4/S3450
=V2WR1UQ52BG0-XG5/6	1	Y splitter	U2-30676	TURCK	TUR.VB2-FSM 4.4/2FKM 4/S3450
=V2WR1UQ52BG0-XG7/8	1	Y splitter	U2-30676	TURCK	TUR.VB2-FSM 4.4/2FKM 4/S3450
=V2WR1UQ52KF1-KF1	0	Bus node	CPX-FB33	FES	FES.548755
=V2WR1UQ52KF1-KF1	0	Interlinking block	CPX-M-GE-EV-S-7/8-5POL	FES	FES.550208
=V2WR1UQ52KF1-KF1.11	0	Manifold block	CPX-M-AB-8-M12X2-5POL	FES	FES.549335
=V2WR1UQ52KF1-KF1.12	0	Manifold block	CPX-M-AB-8-M12X2-5POL	FES	FES.549335

Parts list

F01_001

Device tag	Quantity	Designation	Type number	Supplier	Part number
=V2WR1UQ52UQ1.1-BGS/R	1	Inductive sensor Monitoring Kit for Power Clamps	1324638	TUNKERS	TUN.1324638

+V2WR1UQ52/1

+.WR1UQ52UQ1.2/1

			Date	10/21/2022	Volvo Trucks North America		Valiant TMS	Parts list : TUN.1324638 - TUN.1324638	Drawing name: =2V06&EFS_EL	=	
			Ed.	MKLEPADLO						+ V2WR1UQ52UQ1.1	
			Appr		P6700 Rear Wall - Cell 2V06				Document type: EPB	Project nr: 22-16148	Page 1
Modification	Date	Name	Original		Replacement of	Replaced by	Scale 1:1				1460

Parts list

F01_001

Device tag	Quantity	Designation	Type number	Supplier	Part number
=V2WR1UQ52UQ1.2-BGS/R	1	Inductive sensor Monitoring Kit for Power Clamps	1324638	TUNKERS	TUN.1324638

+.WR1UQ52UQ1.1/1

+.WR1UQ52UQ1.3/1

			Date	10/21/2022	Volvo Trucks North America		Valiant TMS	Parts list : TUN.1324638 - TUN.1324638	Drawing name: =2V06&EFS_EL	=	
			Ed.	MKLEPADLO						+ V2WR1UQ52UQ1.2	
			Appr		P6700 Rear Wall - Cell 2V06				Document type: EPB	Project nr: 22-16148	Page 1
Modification	Date	Name	Original		Replacement of	Replaced by	Scale 1:1				1460

Parts list

F01_001

Device tag	Quantity	Designation	Type number	Supplier	Part number
=V2WR1UQ52UQ1.3-BGS/R	1	Inductive sensor Monitoring Kit for Power Clamps	1324638	TUNKERS	TUN.1324638

+.WR1UQ52UQ1.2/1

+.WR1UQ52UQ1.4/1

			Date	10/21/2022	Volvo Trucks North America		Valiant TMS	Parts list : TUN.1324638 - TUN.1324638	Drawing name: =2V06&EFS_EL	=	
			Ed.	MKLEPADLO						+ V2WR1UQ52UQ1.3	
			Appr		P6700 Rear Wall - Cell 2V06				Document type: EPB	Project nr: 22-16148	Page 1
Modification	Date	Name	Original		Replacement of	Replaced by	Scale 1:1				1460

Parts list

F01_001

Device tag	Quantity	Designation	Type number	Supplier	Part number
=V2WR1UQ52UQ1.4-BGS/R	1	Inductive sensor Monitoring Kit for Power Clamps	1324644	TUNKERS	TUN.1324644

+.WR1UQ52UQ1.3/1

+.WR1UQ52UQ1.5/1

			Date	10/21/2022	Volvo Trucks North America		Valiant TMS	Parts list : TUN.1324644 - TUN.1324644	Drawing name: =2V06&EFS_EL	=	
			Ed.	MKLEPADLO						+ V2WR1UQ52UQ1.4	
			Appr		P6700 Rear Wall - Cell 2V06				Document type: EPB	Project nr: 22-16148	Page 1
Modification	Date	Name	Original		Replacement of	Replaced by	Scale 1:1				1460

Parts list

F01_001

Device tag	Quantity	Designation	Type number	Supplier	Part number
=V2WR1UQ52UQ1.5-BGS/R	1	Inductive sensor Monitoring Kit for Power Clamps	1324644	TUNKERS	TUN.1324644

+.WR1UQ52UQ1.4/1

+.WR1UQ52UQ2.1/1

			Date	10/21/2022	Volvo Trucks North America		Valiant TMS	Parts list : TUN.1324644 - TUN.1324644	Drawing name: =2V06&EFS_EL	=	
			Ed.	MKLEPADLO						+ V2WR1UQ52UQ1.5	
			Appr		P6700 Rear Wall - Cell 2V06				Document type: EPB	Project nr: 22-16148	Page 1
Modification	Date	Name	Original		Replacement of	Replaced by	Scale 1:1				1460

Parts list

F01_001

Device tag	Quantity	Designation	Type number	Supplier	Part number
=V2WR1UQ52UQ2.1-BGS/R	1	Inductive sensor Monitoring Kit for Power Clamps	1324644	TUNKERS	TUN.1324644

+.WR1UQ52UQ1.5/1

+.WR1UQ52UQ2.2/1

			Date	10/21/2022	Volvo Trucks North America		Valiant TMS	Parts list : TUN.1324644 - TUN.1324644	Drawing name: =2V06&EFS_EL	=	
			Ed.	MKLEPADLO						+ V2WR1UQ52UQ2.1	
			Appr		P6700 Rear Wall - Cell 2V06				Document type: EPB	Project nr: 22-16148	Page 1
Modification	Date	Name	Original		Replacement of	Replaced by	Scale 1:1				1460

Parts list

F01_001

Device tag	Quantity	Designation	Type number	Supplier	Part number
=V2WR1UQ52UQ2.2-BGS/R	1	Inductive sensor Monitoring Kit for Power Clamps	1324644	TUNKERS	TUN.1324644

+.WR1UQ52UQ2.1/1

+.WR1UQ52UQ3.1/1

			Date	10/21/2022	Volvo Trucks North America		Valiant TMS	Parts list : TUN.1324644 - TUN.1324644	Drawing name: =2V06&EFS_EL	=	
			Ed.	MKLEPADLO						+ V2WR1UQ52UQ2.2	
			Appr		P6700 Rear Wall - Cell 2V06				Document type: EPB	Project nr: 22-16148	Page 1
Modification	Date	Name	Original		Replacement of	Replaced by	Scale 1:1				1460

Parts list

F01_001

Device tag	Quantity	Designation	Type number	Supplier	Part number
=V2WR1UQ52UQ3.1-BGS/R	1	Inductive sensor Monitoring Kit for Power Clamps	1324644	TUNKERS	TUN.1324644

+.WR1UQ52UQ2.2/1

+.WR1UQ52UQ3.2/1

			Date	10/21/2022	Volvo Trucks North America		Valiant TMS	Parts list : TUN.1324644 - TUN.1324644	Drawing name: =2V06&EFS_EL	=	
			Ed.	MKLEPADLO						+ V2WR1UQ52UQ3.1	
			Appr		P6700 Rear Wall - Cell 2V06				Document type: EPB	Project nr: 22-16148	Page 1
Modification	Date	Name	Original		Replacement of	Replaced by	Scale 1:1				1460

Parts list

F01_001

Device tag	Quantity	Designation	Type number	Supplier	Part number
=V2WR1UQ52UQ3.2-BGS/R	1	Inductive sensor Monitoring Kit for Power Clamps	1324644	TUNKERS	TUN.1324644

+.WR1UQ52UQ3.1/1

+.WR1UQ52UQ3.3/1

			Date	10/21/2022	Volvo Trucks North America		Valiant TMS	Parts list : TUN.1324644 - TUN.1324644	Drawing name: =2V06&EFS_EL	=	
			Ed.	MKLEPADLO						+ V2WR1UQ52UQ3.2	
			Appr		P6700 Rear Wall - Cell 2V06				Document type: EPB	Project nr: 22-16148	Page 1
Modification	Date	Name	Original		Replacement of	Replaced by	Scale 1:1				1460

Parts list

F01_001

Device tag	Quantity	Designation	Type number	Supplier	Part number
=V2WR1UQ52UQ3.3-BGS/R	1	Inductive sensor Monitoring Kit for Power Clamps	1324644	TUNKERS	TUN.1324644

+.WR1UQ52UQ3.2/1

+V3AR11UQ41/1

			Date	10/21/2022	Volvo Trucks North America		Valiant TMS	Parts list : TUN.1324644 - TUN.1324644	Drawing name: =2V06&EFS_EL	=	
			Ed.	MKLEPADLO						+ V2WR1UQ52UQ3.3	
			Appr		P6700 Rear Wall - Cell 2V06				Document type: EPB	Project nr: 22-16148	Page 1
Modification	Date	Name	Original		Replacement of	Replaced by	Scale 1:1				1460

Parts list

F01_001

Device tag	Quantity	Designation	Type number	Supplier	Part number
=V3AR11UQ41BG0-BG01	1	Inductive sensor	NI50U-CK40-AP6X2-H1141/S1590 W/BS4_A	Turck	TUR.1625891
=V3AR11UQ41BG0-BG02	1	Inductive sensor	NI50U-CK40-AP6X2-H1141/S1590 W/BS4_A	Turck	TUR.1625891
=V3AR11UQ41BG0-BG03	1	Inductive sensor	NI50U-CK40-AP6X2-H1141/S1590 W/BS4_A	Turck	TUR.1625891
=V3AR11UQ41BG0-XG1/2	1	Y splitter	U2-30676	TURCK	TUR.VB2-FSM 4.4/2FKM 4/S3450
=V3AR11UQ41KF1-KF1	0	Bus node	CPX-FB33	FES	FES.548755
=V3AR11UQ41KF1-KF1	0	Interlinking block	CPX-M-GE-EV-S-7/8-5POL	FES	FES.550208
=V3AR11UQ41KF1-KF1.11	0	Manifold block	CPX-M-AB-8-M12X2-5POL	FES	FES.549335
=V3AR11UQ41KF1-KF1.12	0	Manifold block	CPX-M-AB-8-M12X2-5POL	FES	FES.549335
=V3AR11UQ41KF1-KF1.13	0	Manifold block	CPX-M-AB-8-M12X2-5POL	FES	FES.549335

+V2WR1UQ52UQ3.3/1

+.AR11UQ41UQ1.1/1

			Date	10/21/2022	Volvo Trucks North America		Valiant TMS	Parts list : TUR.1625891 - FES.549335	Drawing name: =2V06&EFS_EL	=	
			Ed.	MKLEPADLO						+ V3AR11UQ41	
			Appr		P6700 Rear Wall - Cell 2V06				Document type: EPB	Project nr: 22-16148	Page 1
Modification	Date	Name	Original		Replacement of	Replaced by	Scale 1:1				1460

Parts list

F01_001

Device tag	Quantity	Designation	Type number	Supplier	Part number
=V3AR11UQ41UQ1.1-BGS/R	1	Inductive sensor Monitoring Kit for Power Clamps	1324638	TUNKERS	TUN.1324638

+V3AR11UQ41/1

+.AR11UQ41UQ1.2/1

			Date	10/21/2022	Volvo Trucks North America		Valiant TMS	Parts list : TUN.1324638 - TUN.1324638	Drawing name: =2V06&EFS_EL	=	
			Ed.	MKLEPADLO						+ V3AR11UQ41UQ1.1	
			Appr		P6700 Rear Wall - Cell 2V06				Document type: EPB	Project nr: 22-16148	Page 1
Modification	Date	Name	Original		Replacement of	Replaced by	Scale 1:1				1460

Parts list

F01_001

Device tag	Quantity	Designation	Type number	Supplier	Part number
=V3AR11UQ41UQ1.2-BGS/R	1	Inductive sensor Monitoring Kit for Power Clamps	1324638	TUNKERS	TUN.1324638

+.AR11UQ41UQ1.1/1

+.AR11UQ41UQ2.1/1

			Date	10/21/2022	Volvo Trucks North America		Valiant TMS	Parts list : TUN.1324638 - TUN.1324638	Drawing name: =2V06&EFS_EL	=	
			Ed.	MKLEPADLO						+ V3AR11UQ41UQ1.2	
			Appr		P6700 Rear Wall - Cell 2V06				Document type: EPB	Project nr: 22-16148	Page 1
Modification	Date	Name	Original		Replacement of	Replaced by	Scale 1:1				1460

Parts list

F01_001

Device tag	Quantity	Designation	Type number	Supplier	Part number
=V3AR11UQ41UQ2.1-BGS/R	1	Inductive sensor Monitoring Kit for Power Clamps	1324644	TUNKERS	TUN.1324644

+.AR11UQ41UQ1.2/1

+.AR11UQ41UQ2.2/1

			Date	10/21/2022	Volvo Trucks North America		Valiant TMS	Parts list : TUN.1324644 - TUN.1324644	Drawing name: =2V06&EFS_EL	=	
			Ed.	MKLEPADLO						+ V3AR11UQ41UQ2.1	
			Appr		P6700 Rear Wall - Cell 2V06				Document type: EPB	Project nr: 22-16148	Page 1
Modification	Date	Name	Original		Replacement of	Replaced by	Scale 1:1				1460

Parts list

F01_001

Device tag	Quantity	Designation	Type number	Supplier	Part number
=V3AR11UQ41UQ2.2-BGS/R	1	Inductive sensor Monitoring Kit for Power Clamps	1324644	TUNKERS	TUN.1324644

+.AR11UQ41UQ2.1/1

+.AR11UQ41UQ3.1/1

			Date	10/21/2022	Volvo Trucks North America		Valiant TMS	Parts list : TUN.1324644 - TUN.1324644	Drawing name: =2V06&EFS_EL	=	
			Ed.	MKLEPADLO						+ V3AR11UQ41UQ2.2	
			Appr		P6700 Rear Wall - Cell 2V06				Document type: EPB	Project nr: 22-16148	Page 1
Modification	Date	Name	Original		Replacement of	Replaced by	Scale 1:1				1460

Parts list

F01_001

Device tag	Quantity	Designation	Type number	Supplier	Part number
=V3AR11UQ41UQ3.1-BGS/R	1	Inductive sensor Monitoring Kit for Power Clamps	1324644	TUNKERS	TUN.1324644

+.AR11UQ41UQ2.2/1

+.AR11UQ41UQ3.2/1

			Date	10/21/2022	Volvo Trucks North America		Valiant TMS	Parts list : TUN.1324644 - TUN.1324644	Drawing name: =2V06&EFS_EL	=	
			Ed.	MKLEPADLO						+ V3AR11UQ41UQ3.1	
			Appr		P6700 Rear Wall - Cell 2V06				Document type: EPB	Project nr: 22-16148	Page 1
Modification	Date	Name	Original		Replacement of	Replaced by	Scale 1:1				1460

Parts list

F01_001

Device tag	Quantity	Designation	Type number	Supplier	Part number
=V3AR11UQ41UQ3.2-BGS/R	1	Inductive sensor Monitoring Kit for Power Clamps	1324644	TUNKERS	TUN.1324644

+.AR11UQ41UQ3.1/1

+.AR21XQ11UC01/1

			Date	10/21/2022	Volvo Trucks North America		Valiant TMS	Parts list : TUN.1324644 - TUN.1324644	Drawing name: =2V06&EFS_EL	=	
			Ed.	MKLEPADLO						+ V3AR11UQ41UQ3.2	
			Appr		P6700 Rear Wall - Cell 2V06				Document type: EPB	Project nr: 22-16148	Page 1
Modification	Date	Name	Original		Replacement of	Replaced by	Scale 1:1				1460

Parts list

F01_001

Device tag	Quantity	Designation	Type number	Supplier	Part number
=V3AR21XQ11WC1-XG1	1	Surface socket-outlet		ABB	ABB.2CMA193115R1000

+.AR11UQ41UQ3.2/1

+.AR22XQ11UC01/1

			Date	10/21/2022	Volvo Trucks North America		Valiant TMS	Parts list : ABB.2CMA193115R1000 - ABB.2CMA193115R1000	Drawing name: =2V06&EFS_EL		=
			Ed.	MKLEPADLO							+ V3AR21XQ11UC01
			Appr		P6700 Rear Wall - Cell 2V06		Scale 1:1		Document type: EPB	Project nr: 22-16148	Page 1
Modification	Date	Name	Original		Replacement of	Replaced by					1460

Parts list

F01_001

Device tag	Quantity	Designation	Type number	Supplier	Part number
=V3AR22XQ11WC1-XG1	1	Surface socket-outlet		ABB	ABB.2CMA193115R1000

+.AR21XQ11UC01/1

+.AR41UQ41/1

			Date	10/21/2022	Volvo Trucks North America		Valiant TMS	Parts list : ABB.2CMA193115R1000 - ABB.2CMA193115R1000	Drawing name: =2V06&EFS_EL		=
			Ed.	MKLEPADLO							+ V3AR22XQ11UC01
			Appr		P6700 Rear Wall - Cell 2V06		Scale 1:1		Document type: EPB	Project nr: 22-16148	Page 1
Modification	Date	Name	Original		Replacement of	Replaced by					1460

Parts list

F01_001

Device tag	Quantity	Designation	Type number	Supplier	Part number
=V3AR41UQ41BG0-BG01	1	Inductive sensor	NI50U-CK40-AP6X2-H1141/S1590 W/BS4_A	Turck	TUR.1625891
=V3AR41UQ41BG0-BG02	1	Inductive sensor	NI50U-CK40-AP6X2-H1141/S1590 W/BS4_A	Turck	TUR.1625891
=V3AR41UQ41BG0-XG1/2	1	Y splitter	U2-30676	TURCK	TUR.VB2-FSM 4.4/2FKM 4/S3450
=V3AR41UQ41KF1-KF1	0	Bus node	CPX-FB33	FES	FES.548755
=V3AR41UQ41KF1-KF1	0	Interlinking block	CPX-M-GE-EV-S-7/8-5POL	FES	FES.550208
=V3AR41UQ41KF1-KF1.11	0	Manifold block	CPX-M-AB-8-M12X2-5POL	FES	FES.549335
=V3AR41UQ41KF1-KF1.12	0	Manifold block	CPX-M-AB-8-M12X2-5POL	FES	FES.549335

+.AR22XQ11UC01/1

+.AR41UQ41UQ1.1/1

			Date	10/21/2022	Volvo Trucks North America		Valiant TMS	Parts list : TUR.1625891 - FES.549335	Drawing name: =2V06&EFS_EL	=	
			Ed.	MKLEPADLO						+ V3AR41UQ41	
			Appr		P6700 Rear Wall - Cell 2V06				Document type: EPB	Project nr: 22-16148	Page 1
Modification	Date	Name	Original		Replacement of	Replaced by	Scale 1:1				1460

Parts list

F01_001

Device tag	Quantity	Designation	Type number	Supplier	Part number
=V3AR41UQ41UQ1.1-BGS/R	1	Inductive sensor Monitoring Kit for Power Clamps	1324638	TUNKERS	TUN.1324638

+V3AR41UQ41/1

+.AR41UQ41UQ1.2/1

			Date	10/21/2022	Volvo Trucks North America		Valiant TMS	Parts list : TUN.1324638 - TUN.1324638	Drawing name: =2V06&EFS_EL	=	
			Ed.	MKLEPADLO						+ V3AR41UQ41UQ1.1	
			Appr		P6700 Rear Wall - Cell 2V06				Document type: EPB	Project nr: 22-16148	Page 1
Modification	Date	Name	Original		Replacement of	Replaced by	Scale 1:1				1460

Parts list

F01_001

Device tag	Quantity	Designation	Type number	Supplier	Part number
=V3AR41UQ41UQ1.2-BGS/R	1	Inductive sensor Monitoring Kit for Power Clamps	1324638	TUNKERS	TUN.1324638

+.AR41UQ41UQ1.1/1

+.AR41UQ41UQ1.3/1

			Date	10/21/2022	Volvo Trucks North America		Valiant TMS	Parts list : TUN.1324638 - TUN.1324638	Drawing name: =2V06&EFS_EL	=	
			Ed.	MKLEPADLO						+ V3AR41UQ41UQ1.2	
			Appr		P6700 Rear Wall - Cell 2V06				Document type: EPB	Project nr: 22-16148	Page 1
Modification	Date	Name	Original		Replacement of	Replaced by	Scale 1:1				1460

Parts list

F01_001

Device tag	Quantity	Designation	Type number	Supplier	Part number
=V3AR41UQ41UQ1.3-BGS/R	1	Inductive sensor Monitoring Kit for Power Clamps	1324644	TUNKERS	TUN.1324644

+.AR41UQ41UQ1.2/1

+.AR41UQ41UQ1.4/1

			Date	10/21/2022	Volvo Trucks North America		Valiant TMS	Parts list : TUN.1324644 - TUN.1324644	Drawing name: =2V06&EFS_EL	=	
			Ed.	MKLEPADLO						+ V3AR41UQ41UQ1.3	
			Appr		P6700 Rear Wall - Cell 2V06				Document type: EPB	Project nr: 22-16148	Page 1
Modification	Date	Name	Original		Replacement of	Replaced by	Scale 1:1				1460

Parts list

F01_001

Device tag	Quantity	Designation	Type number	Supplier	Part number
=V3AR41UQ41UQ1.4-BGS/R	1	Inductive sensor Monitoring Kit for Power Clamps	1324644	TUNKERS	TUN.1324644

+.AR41UQ41UQ1.3/1

+.AR41UQ42/1

			Date	10/21/2022	Volvo Trucks North America		Valiant TMS	Parts list : TUN.1324644 - TUN.1324644	Drawing name: =2V06&EFS_EL	=	
			Ed.	MKLEPADLO						+ V3AR41UQ41UQ1.4	
			Appr		P6700 Rear Wall - Cell 2V06				Document type: EPB	Project nr: 22-16148	Page 1
Modification	Date	Name	Original		Replacement of	Replaced by	Scale 1:1				1460

Parts list

F01_001

Device tag	Quantity	Designation	Type number	Supplier	Part number
=V3AR41UQ42BG0-BG01	1	Inductive sensor	NI50U-CK40-AP6X2-H1141/S1590 W/BS4_A	Turck	TUR.1625891
=V3AR41UQ42BG0-BG02	1	Inductive sensor	NI50U-CK40-AP6X2-H1141/S1590 W/BS4_A	Turck	TUR.1625891
=V3AR41UQ42BG0-XG1/2	1	Y splitter	U2-30676	TURCK	TUR.VB2-FSM 4.4/2FKM 4/S3450
=V3AR41UQ42KF1-KF1	0	Bus node	CPX-FB33	FES	FES.548755
=V3AR41UQ42KF1-KF1	0	Interlinking block	CPX-M-GE-EV-S-7/8-5POL	FES	FES.550208
=V3AR41UQ42KF1-KF1.11	0	Manifold block	CPX-M-AB-8-M12X2-5POL	FES	FES.549335
=V3AR41UQ42KF1-KF1.12	0	Manifold block	CPX-M-AB-8-M12X2-5POL	FES	FES.549335

+.AR41UQ41UQ1.4/1

+.AR41UQ42UQ1.1/1

			Date	10/21/2022	Volvo Trucks North America		Valiant TMS	Parts list : TUR.1625891 - FES.549335	Drawing name: =2V06&EFS_EL	=	
			Ed.	MKLEPADLO						+ V3AR41UQ42	
			Appr		P6700 Rear Wall - Cell 2V06				Document type: EPB	Project nr: 22-16148	Page 1
Modification	Date	Name	Original		Replacement of	Replaced by	Scale 1:1				1460

Parts list

F01_001

Device tag	Quantity	Designation	Type number	Supplier	Part number
=V3AR41UQ42UQ1.1-BGS/R	1	Inductive sensor Monitoring Kit for Power Clamps	1324638	TUNKERS	TUN.1324638

+V3AR41UQ42/1

+.AR41UQ42UQ1.2/1

			Date	10/21/2022	Volvo Trucks North America		Valiant TMS	Parts list : TUN.1324638 - TUN.1324638	Drawing name: =2V06&EFS_EL	=	
			Ed.	MKLEPADLO						+ V3AR41UQ42UQ1.1	
			Appr		P6700 Rear Wall - Cell 2V06				Document type: EPB	Project nr: 22-16148	Page 1
Modification	Date	Name	Original		Replacement of	Replaced by	Scale 1:1				1460

Parts list

F01_001

Device tag	Quantity	Designation	Type number	Supplier	Part number
=V3AR41UQ42UQ1.2-BGS/R	1	Inductive sensor Monitoring Kit for Power Clamps	1324638	TUNKERS	TUN.1324638

+.AR41UQ42UQ1.1/1

+.AR41UQ42UQ1.3/1

			Date	10/21/2022	Volvo Trucks North America		Valiant TMS	Parts list : TUN.1324638 - TUN.1324638	Drawing name: =2V06&EFS_EL	=	
			Ed.	MKLEPADLO						+ V3AR41UQ42UQ1.2	
			Appr		P6700 Rear Wall - Cell 2V06				Document type: EPB	Project nr: 22-16148	Page 1
Modification	Date	Name	Original		Replacement of	Replaced by	Scale 1:1				1460

Parts list

F01_001

Device tag	Quantity	Designation	Type number	Supplier	Part number
=V3AR41UQ42UQ1.3-BGS/R	1	Inductive sensor Monitoring Kit for Power Clamps	1324638	TUNKERS	TUN.1324638

+.AR41UQ42UQ1.2/1

+.AR41UQ42UQ1.4/1

			Date	10/21/2022	Volvo Trucks North America		Valiant TMS	Parts list : TUN.1324638 - TUN.1324638	Drawing name: =2V06&EFS_EL	=	
			Ed.	MKLEPADLO						+ V3AR41UQ42UQ1.3	
			Appr		P6700 Rear Wall - Cell 2V06				Document type: EPB	Project nr: 22-16148	Page 1
Modification	Date	Name	Original		Replacement of	Replaced by	Scale 1:1				1460

Parts list

F01_001

Device tag	Quantity	Designation	Type number	Supplier	Part number
=V3AR41UQ42UQ1.4-BGS/R	1	Inductive sensor Monitoring Kit for Power Clamps	1324638	TUNKERS	TUN.1324638

+.AR41UQ42UQ1.3/1

+.AR41XQ11UC01/1

			Date	10/21/2022	Volvo Trucks North America		Valiant TMS	Parts list : TUN.1324638 - TUN.1324638	Drawing name: =2V06&EFS_EL	=	
			Ed.	MKLEPADLO						+ V3AR41UQ42UQ1.4	
			Appr		P6700 Rear Wall - Cell 2V06				Document type: EPB	Project nr: 22-16148	Page 1
Modification	Date	Name	Original		Replacement of	Replaced by	Scale 1:1				1460

Parts list

F01_001

Device tag	Quantity	Designation	Type number	Supplier	Part number
=V3AR41XQ11WC1-XG1	1	Surface socket-outlet		ABB	ABB.2CMA193115R1000

+.AR41UQ42UQ1.4/1

+.AR42UQ41/1

			Date	10/21/2022	Volvo Trucks North America	Valiant TMS	Parts list : ABB.2CMA193115R1000 - ABB.2CMA193115R1000	Drawing name: =2V06&EFS_EL	=	
			Ed.	MKLEPADLO					+ V3AR41XQ11UC01	
			Appr		P6700 Rear Wall - Cell 2V06			Document type: EPB	Project nr: 22-16148	Page 1
Modification	Date	Name	Original		Replacement of / Replaced by	Scale 1:1				1460

Parts list

F01_001

Device tag	Quantity	Designation	Type number	Supplier	Part number
=V3AR42UQ41BG0-BG01	1	Inductive sensor	NI50U-CK40-AP6X2-H1141/S1590 W/BS4_A	Turck	TUR.1625891
=V3AR42UQ41BG0-BG02	1	Inductive sensor	NI50U-CK40-AP6X2-H1141/S1590 W/BS4_A	Turck	TUR.1625891
=V3AR42UQ41BG0-XG1/2	1	Y splitter	U2-30676	TURCK	TUR.VB2-FSM 4.4/2FKM 4/S3450
=V3AR42UQ41KF1-KF1	0	Bus node	CPX-FB33	FES	FES.548755
=V3AR42UQ41KF1-KF1	0	Interlinking block	CPX-M-GE-EV-S-7/8-5POL	FES	FES.550208
=V3AR42UQ41KF1-KF1.11	0	Manifold block	CPX-M-AB-8-M12X2-5POL	FES	FES.549335
=V3AR42UQ41KF1-KF1.12	0	Manifold block	CPX-M-AB-8-M12X2-5POL	FES	FES.549335

Parts list

F01_001

Device tag	Quantity	Designation	Type number	Supplier	Part number
=V3AR422UQ41UQ1.1-BGS/R	1	Inductive sensor Monitoring Kit for Power Clamps	1324638	TUNKERS	TUN.1324638

+V3AR42UQ41/1

+.AR42UQ41UQ1.2/1

			Date	10/21/2022	Volvo Trucks North America		Valiant TMS	Parts list : TUN.1324638 - TUN.1324638	Drawing name: =2V06&EFS_EL	=	
			Ed.	MKLEPADLO						+ V3AR42UQ41UQ1.1	
			Appr		P6700 Rear Wall - Cell 2V06				Document type: EPB	Project nr: 22-16148	Page 1
Modification	Date	Name	Original		Replacement of	Replaced by	Scale 1:1				1460

Parts list

F01_001

Device tag	Quantity	Designation	Type number	Supplier	Part number
=V3AR42UQ41UQ1.2-BGS/R	1	Inductive sensor Monitoring Kit for Power Clamps	1324638	TUNKERS	TUN.1324638

+.AR42UQ41UQ1.1/1

+.AR42UQ41UQ1.3/1

			Date	10/21/2022	Volvo Trucks North America		Valiant TMS	Parts list : TUN.1324638 - TUN.1324638	Drawing name: =2V06&EFS_EL	=	
			Ed.	MKLEPADLO						+ V3AR42UQ41UQ1.2	
			Appr		P6700 Rear Wall - Cell 2V06				Document type: EPB	Project nr: 22-16148	Page 1
Modification	Date	Name	Original		Replacement of	Replaced by	Scale 1:1				1460

Parts list

F01_001

Device tag	Quantity	Designation	Type number	Supplier	Part number
=V3AR42UQ41UQ1.3-BGS/R	1	Inductive sensor Monitoring Kit for Power Clamps	1324638	TUNKERS	TUN.1324638

+.AR42UQ41UQ1.2/1

+.AR42UQ41UQ1.4/1

			Date	10/21/2022	Volvo Trucks North America		Valiant TMS	Parts list : TUN.1324638 - TUN.1324638	Drawing name: =2V06&EFS_EL	=	
			Ed.	MKLEPADLO						+ V3AR42UQ41UQ1.3	
			Appr		P6700 Rear Wall - Cell 2V06				Document type: EPB	Project nr: 22-16148	Page 1
Modification	Date	Name	Original		Replacement of	Replaced by	Scale 1:1				1460

Parts list

F01_001

Device tag	Quantity	Designation	Type number	Supplier	Part number
=V3AR42UQ41UQ1.4-BGS/R	1	Inductive sensor Monitoring Kit for Power Clamps	1324638	TUNKERS	TUN.1324638

+.AR42UQ41UQ1.3/1

+.AR42UQ42/1

			Date	10/21/2022	Volvo Trucks North America		Valiant TMS	Parts list : TUN.1324638 - TUN.1324638	Drawing name: =2V06&EFS_EL	=	
			Ed.	MKLEPADLO						+ V3AR42UQ41UQ1.4	
			Appr		P6700 Rear Wall - Cell 2V06				Document type: EPB	Project nr: 22-16148	Page 1
Modification	Date	Name	Original		Replacement of	Replaced by	Scale 1:1				1460

Parts list

F01_001

Device tag	Quantity	Designation	Type number	Supplier	Part number
=V3AR42UQ42BG0-BG01	1	Inductive sensor	NI50U-CK40-AP6X2-H1141/S1590 W/BS4_A	Turck	TUR.1625891
=V3AR42UQ42BG0-BG02	1	Inductive sensor	NI50U-CK40-AP6X2-H1141/S1590 W/BS4_A	Turck	TUR.1625891
=V3AR42UQ42BG0-XG1/2	1	Y splitter	U2-30676	TURCK	TUR.VB2-FSM 4.4/2FKM 4/S3450
=V3AR42UQ42KF1-KF1	0	Bus node	CPX-FB33	FES	FES.548755
=V3AR42UQ42KF1-KF1	0	Interlinking block	CPX-M-GE-EV-S-7/8-5POL	FES	FES.550208
=V3AR42UQ42KF1-KF1.11	0	Manifold block	CPX-M-AB-8-M12X2-5POL	FES	FES.549335
=V3AR42UQ42KF1-KF1.12	0	Manifold block	CPX-M-AB-8-M12X2-5POL	FES	FES.549335

Parts list

F01_001

Device tag	Quantity	Designation	Type number	Supplier	Part number
=V3AR42UQ42UQ1.1-BGS/R	1	Inductive sensor Monitoring Kit for Power Clamps	1324638	TUNKERS	TUN.1324638

+V3AR42UQ42/1

+.AR42UQ42UQ1.2/1

			Date	10/21/2022	Volvo Trucks North America		Valiant TMS	Parts list : TUN.1324638 - TUN.1324638	Drawing name: =2V06&EFS_EL	=	
			Ed.	MKLEPADLO						+ V3AR42UQ42UQ1.1	
			Appr		P6700 Rear Wall - Cell 2V06				Document type: EPB	Project nr: 22-16148	Page 1
Modification	Date	Name	Original		Replacement of	Replaced by	Scale 1:1				1460

Parts list

F01_001

Device tag	Quantity	Designation	Type number	Supplier	Part number
=V3AR42UQ42UQ1.2-BGS/R	1	Inductive sensor Monitoring Kit for Power Clamps	1324638	TUNKERS	TUN.1324638

+.AR42UQ42UQ1.1/1

+.AR42UQ42UQ1.3/1

			Date	10/21/2022	Volvo Trucks North America		Valiant TMS	Parts list : TUN.1324638 - TUN.1324638	Drawing name: =2V06&EFS_EL	=	
			Ed.	MKLEPADLO						+ V3AR42UQ42UQ1.2	
			Appr		P6700 Rear Wall - Cell 2V06				Document type: EPB	Project nr: 22-16148	Page 1
Modification	Date	Name	Original		Replacement of	Replaced by	Scale 1:1				1460

Parts list

F01_001

Device tag	Quantity	Designation	Type number	Supplier	Part number
=V3AR42UQ42UQ1.3-BGS/R	1	Inductive sensor Monitoring Kit for Power Clamps	1324644	TUNKERS	TUN.1324644

+.AR42UQ42UQ1.2/1

+.AR42UQ42UQ1.4/1

			Date	10/21/2022	Volvo Trucks North America		Valiant TMS	Parts list : TUN.1324644 - TUN.1324644	Drawing name: =2V06&EFS_EL	=	
			Ed.	MKLEPADLO						+ V3AR42UQ42UQ1.3	
			Appr		P6700 Rear Wall - Cell 2V06				Document type: EPB	Project nr: 22-16148	Page 1
Modification	Date	Name	Original		Replacement of	Replaced by	Scale 1:1				1460

Parts list

F01_001

Device tag	Quantity	Designation	Type number	Supplier	Part number
=V3AR42UQ42UQ1.4-BGS/R	1	Inductive sensor Monitoring Kit for Power Clamps	1324644	TUNKERS	TUN.1324644

Parts list

F01_001

Device tag	Quantity	Designation	Type number	Supplier	Part number
=V3AR42XQ11WC1-XG1	1	Surface socket-outlet		ABB	ABB.2CMA193115R1000

+.AR42UQ42UQ1.4/1

+.FQ1BG1/1

			Date	10/21/2022	Volvo Trucks North America	Valiant TMS	Parts list : ABB.2CMA193115R1000 - ABB.2CMA193115R1000	Drawing name: =2V06&EFS_EL	=	
			Ed.	MKLEPADLO					+ V3AR42XQ11UC01	
			Appr		P6700 Rear Wall - Cell 2V06			Document type: EPB	Project nr: 22-16148	Page 1
Modification	Date	Name	Original		Replacement of / Replaced by	Scale 1:1				1460

Parts list

F01_001

Device tag	Quantity	Designation	Type number	Supplier	Part number
=V3FQ1-BG1	1	SWITCH	MGB-L2B-PNA-L-121863	EUCHNER	EUC.MGB-L2B-PNA-L-121863
=V3FQ1-BG1	1	HANDLE	MGB-H-AA1A2-L-106221	EUCHNER	EUC.MGB-H-AA1A2-L-106221
=V3FQ1-BG1	1	MOUNTING PLATE	MGB-A-MOUNTINGPLATE-H-109491	EUCHNER	EUC.MGB-A-MOUNTINGPLATE-H-109491
=V3FQ1-BG1	1	ESCAPE RELEASE	MGB-E-A2-106051	EUCHNER	EUC.MGB-E-A2-106051

+.AR42XQ11UC01/1

+.FQ1BG2/1

			Date	10/21/2022	Volvo Trucks North America	Valiant TMS	Parts list : EUC.MGB-L2B-PNA-L-121863 - EUC.MGB-E-A2-106051	Drawing name: =2V06&EFS_EL	=	
			Ed.	MKLEPADLO					+ V3FQ1BG1	
			Appr		P6700 Rear Wall - Cell 2V06			Document type: EPB	Project nr: 22-16148	Page 1
Modification	Date	Name	Original		Replacement of / Replaced by	Scale 1:1				1460

Parts list

F01_001

Device tag	Quantity	Designation	Type number	Supplier	Part number
=V3FQ1-BG2	1	SWITCH	MGB-L2B-PNA-L-121863	EUCHNER	EUC.MGB-L2B-PNA-L-121863
=V3FQ1-BG2	1	HANDLE	MGB-H-AA1A2-L-106221	EUCHNER	EUC.MGB-H-AA1A2-L-106221
=V3FQ1-BG2	1	MOUNTING PLATE	MGB-A-MOUNTINGPLATE-H-109491	EUCHNER	EUC.MGB-A-MOUNTINGPLATE-H-109491
=V3FQ1-BG2	1	ESCAPE RELEASE	MGB-E-A2-106051	EUCHNER	EUC.MGB-E-A2-106051

+.FQ1BG1/1

+.FQ1BG3/1

			Date	10/21/2022	Volvo Trucks North America	Valiant TMS	Parts list : EUC.MGB-L2B-PNA-L-121863 - EUC.MGB-E-A2-106051	Drawing name: =2V06&EFS_EL	=	
			Ed.	MKLEPADLO					+ V3FQ1BG2	
			Appr		P6700 Rear Wall - Cell 2V06	Scale 1:1		Document type: EPB	Project nr: 22-16148	Page 1
Modification	Date	Name	Original		Replacement of / Replaced by					1460

Parts list

F01_001

Device tag	Quantity	Designation	Type number	Supplier	Part number
=V3FQ1-BG3	1	SWITCH	MGB-L2B-PNA-L-121863	EUCHNER	EUC.MGB-L2B-PNA-L-121863
=V3FQ1-BG3	1	HANDLE	MGB-H-AA1A2-L-106221	EUCHNER	EUC.MGB-H-AA1A2-L-106221
=V3FQ1-BG3	1	MOUNTING PLATE	MGB-A-MOUNTINGPLATE-H-109491	EUCHNER	EUC.MGB-A-MOUNTINGPLATE-H-109491
=V3FQ1-BG3	1	ESCAPE RELEASE	MGB-E-A2-106051	EUCHNER	EUC.MGB-E-A2-106051

+.FQ1BG2/1

+.FQ1BG4/1

			Date	10/21/2022	Volvo Trucks North America		Valiant TMS	Parts list : EUC.MGB-L2B-PNA-L-121863 - EUC.MGB-E-A2-106051	Drawing name: =2V06&EFS_EL	=	
			Ed.	MKLEPADLO						+ V3FQ1BG3	
			Appr		P6700 Rear Wall - Cell 2V06				Document type: EPB	Project nr: 22-16148	Page 1
Modification	Date	Name	Original		Replacement of	Replaced by	Scale 1:1				1460

Parts list

F01_001

Device tag	Quantity	Designation	Type number	Supplier	Part number
=V3FQ1-BG4	1	SWITCH	MGB-L2B-PNA-L-121863	EUCHNER	EUC.MGB-L2B-PNA-L-121863
=V3FQ1-BG4	1	HANDLE	MGB-H-AA1A2-L-106221	EUCHNER	EUC.MGB-H-AA1A2-L-106221
=V3FQ1-BG4	1	MOUNTING PLATE	MGB-A-MOUNTINGPLATE-H-109491	EUCHNER	EUC.MGB-A-MOUNTINGPLATE-H-109491
=V3FQ1-BG4	1	ESCAPE RELEASE	MGB-E-A2-106051	EUCHNER	EUC.MGB-E-A2-106051

+.FQ1BG3/1

+.GL16UQ51/1

			Date	10/21/2022	Volvo Trucks North America		Valiant TMS	Parts list : EUC.MGB-L2B-PNA-L-121863 - EUC.MGB-E-A2-106051	Drawing name: =2V06&EFS_EL	=
			Ed.	MKLEPADLO						+ V3FQ1BG4
			Appr		P6700 Rear Wall - Cell 2V06				Document type: EPB	Project nr: 22-16148
Modification	Date	Name	Original		Replacement of	Replaced by	Scale 1:1			Page 1 / 1460

Parts list

F01_001

Device tag	Quantity	Designation	Type number	Supplier	Part number
=V3GL16UQ51BG0-BG01	1				TUR.16447411
=V3GL16UQ51BG0-BG02	1				TUR.16447411
=V3GL16UQ51BG0-BG03	1				TUR.16447411
=V3GL16UQ51BG0-BG04	1				TUR.16447411
=V3GL16UQ51BG0-BG10	1				TUR.16447411
=V3GL16UQ51BG0-BG11	1				TUR.16447411
=V3GL16UQ51BG0-XG1/2	1	Y splitter	U2-30676	TURCK	TUR.VB2-FSM 4.4/2FKM 4/S3450
=V3GL16UQ51BG0-XG3/4	1	Y splitter	U2-30676	TURCK	TUR.VB2-FSM 4.4/2FKM 4/S3450
=V3GL16UQ51BG0-XG5/11	1	Y splitter	U2-30676	TURCK	TUR.VB2-FSM 4.4/2FKM 4/S3450
=V3GL16UQ51KF1-KF1	0	Bus node	CPX-FB33	FES	FES.548755
=V3GL16UQ51KF1-KF1	0	Interlinking block	CPX-M-GE-EV-S-7/8-5POL	FES	FES.550208
=V3GL16UQ51KF1-KF1.11	0	Manifold block	CPX-M-AB-8-M12X2-5POL	FES	FES.549335
=V3GL16UQ51KF1-KF1.12	0	Manifold block	CPX-M-AB-8-M12X2-5POL	FES	FES.549335
=V3GL16UQ51KF1-KF1.13	0	Manifold block	CPX-M-AB-8-M12X2-5POL	FES	FES.549335

+.FQ1BG4/1

+.GL16UQ51UQ1.1/1

			Date	10/21/2022	Volvo Trucks North America		Valiant TMS	Parts list : TUR.16447411 - FES.549335	Drawing name:	=	
			Ed.	MKLEPADLO						+ V3GL16UQ51	
			Appr		P6700 Rear Wall - Cell 2V06				Document type:	Project nr:	Page 1
Modification	Date	Name	Original		Replacement of	Replaced by	Scale 1:1		EPB	22-16148	1460

Parts list

F01_001

Device tag	Quantity	Designation	Type number	Supplier	Part number
=V3GL16UQ51UQ1.1-BGR	1				TUR.16447411
=V3GL16UQ51UQ1.1-BGS	1				TUR.16447411
=V3GL16UQ51UQ1.1-XGR/S	1	Y splitter	U2-30676	TURCK	TUR.VB2-FSM 4.4/2FKM 4/S3450

+V3GL16UQ51/1

+.GL16UQ51UQ2.1/1

			Date	10/21/2022	Volvo Trucks North America		Valiant TMS	Parts list : TUR.16447411 - TUR.VB2-FSM 4.4/2FKM 4/S3450	Drawing name:	=
			Ed.	MKLEPADLO						+ V3GL16UQ51UQ1.1
			Appr		P6700 Rear Wall - Cell 2V06				Document type:	Project nr: / Page
Modification	Date	Name	Original		Replacement of	Replaced by	Scale 1:1		EPB	22-16148 / 1
										1460

Parts list

F01_001

Device tag	Quantity	Designation	Type number	Supplier	Part number
=V3GL16UQ51UQ2.1-BGR	1				TUR.16447411
=V3GL16UQ51UQ2.1-BGS	1				TUR.16447411
=V3GL16UQ51UQ2.1-XGR/S	1	Y splitter	U2-30676	TURCK	TUR.VB2-FSM 4.4/2FKM 4/S3450

+.GL16UQ51UQ1.1/1

+.GL16UQ51UQ6.1/1

			Date	10/21/2022	Volvo Trucks North America	Valiant TMS	Parts list : TUR.16447411 - TUR.VB2-FSM 4.4/2FKM 4/S3450	Drawing name:	= + V3GL16UQ51UQ2.1	
			Ed.	MKLEPADLO						
			Appr		P6700 Rear Wall - Cell 2V06	Scale 1:1		Document type: EPB	Project nr: 22-16148	Page 1
Modification	Date	Name	Original		Replacement of	Replaced by				1460

Parts list

F01_001

Device tag	Quantity	Designation	Type number	Supplier	Part number
=V3GL16UQ51UQ6.1-BGR	1				TUR.16447411
=V3GL16UQ51UQ6.1-BGS	1				TUR.16447411
=V3GL16UQ51UQ6.1-XGR/S	1	Y splitter	U2-30676	TURCK	TUR.VB2-FSM 4.4/2FKM 4/S3450

+.GL16UQ51UQ2.1/1

+.PF1/1

			Date	10/21/2022	Volvo Trucks North America	Valiant TMS	Parts list : TUR.16447411 - TUR.VB2-FSM 4.4/2FKM 4/S3450	Drawing name:	=	
			Ed.	MKLEPADLO					+ V3GL16UQ51UQ6.1	
			Appr		P6700 Rear Wall - Cell 2V06			Document type:	Project nr:	Page 1
Modification	Date	Name	Original		Replacement of / Replaced by	Scale 1:1		EPB	22-16148	1460

Parts list

F01_001

Device tag	Quantity	Designation	Type number	Supplier	Part number
=V3PF1BG0-BG01	1	Inductive sensor	BI20U-CA40-AP6X2-H1141/S1590 W/BS2.0	Turck	TUR.1627297
=V3PF1KF1-KF1	0	Bus node	CPX-FB33	FES	FES.548755
=V3PF1KF1-KF1	0	Interlinking block	CPX-M-GE-EV-S-7/8-5POL	FES	FES.550208
=V3PF1KF1-KF1.11	0	Manifold block	CPX-M-AB-8-M12X2-5POL	FES	FES.549335

+.GL16UQ51UQ6.1/1

+.PF1UQ1.1/1

			Date	10/21/2022	Volvo Trucks North America		Valiant TMS	Parts list : TUR.1627297 - FES.549335	Drawing name: =2V06&EFS_EL	=	
			Ed.	MKLEPADLO						+ V3PF1	
			Appr		P6700 Rear Wall - Cell 2V06				Document type: EPB	Project nr: 22-16148	Page 1
Modification	Date	Name	Original		Replacement of	Replaced by	Scale 1:1				1460

Parts list

F01_001

Device tag	Quantity	Designation	Type number	Supplier	Part number
=V3PF1UQ1.1-BGS/R	1	Inductive sensor Monitoring Kit for Power Clamps	1324638	TUNKERS	TUN.1324638

			Date	10/21/2022	Volvo Trucks North America		Valiant TMS	Parts list : TUN.1324638 - TUN.1324638	Drawing name: =2V06&EFS_EL	=	
			Ed.	MKLEPADLO						+ V3PF1UQ1.1	
			Appr		P6700 Rear Wall - Cell 2V06				Document type: EPB	Project nr: 22-16148	Page 1
Modification	Date	Name	Original		Replacement of	Replaced by	Scale 1:1				1460

Parts list

F01_001

Device tag	Quantity	Designation	Type number	Supplier	Part number
=V3AR11-FC1	1		EMPD3FBCB-025A-M	Electro-Matic	EMPD3FBCB-025A-M
=V3AR21-FC1	1		EMPD3FBCB-025A-M	Electro-Matic	EMPD3FBCB-025A-M
=V3AR22-FC1	1		EMPD3FBCB-025A-M	Electro-Matic	EMPD3FBCB-025A-M
=V3AR41-FC1	1		EMPD3FBCB-025A-M	Electro-Matic	EMPD3FBCB-025A-M
=V3AR42-FC1	1		EMPD3FBCB-025A-M	Electro-Matic	EMPD3FBCB-025A-M
=V3AR191-FC1	1		EMPD3FBCB-025A-M	Electro-Matic	EMPD3FBCB-025A-M
=V3KF1-KF11	1				SIE.6ES7155-6AA01-0BN0_subassembly
=V3KF1-KF11	1	ET200SP, SERVERMODULE	6ES7193-6PA00-0AA0		SIE.6ES7193-6PA00-0AA0
=V3KF1-KF11.11	1	ET 200SP, DI 16x 24V DC ST, PU 1	6ES7131-6BH01-0BA0	SIE	SIE.6ES7131-6BH01-0BA0
=V3KF1-KF11.11	1	BASEUNIT TYPE A0, BU15-P16+A0+2D	6ES7193-6BP00-0DA0	SIE	SIE.6ES7193-6BP00-0DA0
=V3KF1-KF11.12	1	ET 200SP, DI 16x 24V DC ST, PU 1	6ES7131-6BH01-0BA0	SIE	SIE.6ES7131-6BH01-0BA0
=V3KF1-KF11.12	1	BASEUNIT TYPE A0, BU15-P16+A0+2D	6ES7193-6BP00-0DA0	SIE	SIE.6ES7193-6BP00-0DA0
=V3KF1-KF11.13	1	ET 200SP, DI 16x 24V DC ST, PU 1	6ES7131-6BH01-0BA0	SIE	SIE.6ES7131-6BH01-0BA0
=V3KF1-KF11.13	1	BASEUNIT TYPE A0, BU15-P16+A0+2D	6ES7193-6BP00-0DA0	SIE	SIE.6ES7193-6BP00-0DA0
=V3KF1-KF11.14	1	ET 200SP, DI 16x 24V DC ST, PU 1	6ES7131-6BH01-0BA0	SIE	SIE.6ES7131-6BH01-0BA0
=V3KF1-KF11.14	1	BASEUNIT TYPE A0, BU15-P16+A0+2D	6ES7193-6BP00-0DA0	SIE	SIE.6ES7193-6BP00-0DA0
=V3KF1-KF11.21	1	ET 200SP, DQ 16x 24V DC/0,5A ST, PU 1	6ES7132-6BH01-0BA0	SIE	SIE.6ES7132-6BH01-0BA0
=V3KF1-KF11.21	1	BASEUNIT TYPE A0, BU15-P16+A0+2D	6ES7193-6BP00-0DA0	SIE	SIE.6ES7193-6BP00-0DA0
=V3KF1-KF11.31	1	ET 200SP, El-Mod., F-DI 8x24VDC HF	6ES7136-6BA00-0CA0	SIEMENS	SIE.6ES7136-6BA00-0CA0
=V3KF1-KF11.31	1	BASEUNIT TYPE A0, BU15-P16+A0+2B	6ES7193-6BP00-0BA0	SIE	SIE.6ES7193-6BP00-0BA0
=V3KF1-KF11.32	1	ET 200SP, El-Mod., F-DI 8x24VDC HF	6ES7136-6BA00-0CA0	SIEMENS	SIE.6ES7136-6BA00-0CA0
=V3KF1-KF11.32	1	BASEUNIT TYPE A0, BU15-P16+A0+2B	6ES7193-6BP00-0BA0	SIE	SIE.6ES7193-6BP00-0BA0
=V3KF1-KF11.41	1	ET 200SP, El-Mod., F-DQ 4xDC 24V/2A	6ES7136-6DB00-0CA0		SIE.6ES7136-6DB00-0CA0
=V3KF1-KF11.41	1	BASEUNIT TYPE A0, BU15-P16+A0+2B	6ES7193-6BP00-0BA0	SIE	SIE.6ES7193-6BP00-0BA0
=V3KF1-KF11.42	1	ET 200SP, El-Mod., F-DQ 4xDC 24V/2A	6ES7136-6DB00-0CA0		SIE.6ES7136-6DB00-0CA0
=V3KF1-KF11.42	1	BASEUNIT TYPE A0, BU15-P16+A0+2B	6ES7193-6BP00-0BA0	SIE	SIE.6ES7193-6BP00-0BA0
=V3KF1-KF11.51	1	ET 200SP, F-RQ 1x24VDC/24..230VAC/5A ST	6ES7136-6RA00-0BF0		SIE.6ES7136-6RA00-0BF0
=V3KF1-KF11.51	1	BASEUNIT TYPE F0, BU20-P8+A4+0B	6ES7193-6BP20-0BF0	SIE	SIE.6ES7193-6BP20-0BF0
=V3KF1-KF11.52	1	ET 200SP, F-RQ 1x24VDC/24..230VAC/5A ST	6ES7136-6RA00-0BF0		SIE.6ES7136-6RA00-0BF0
=V3KF1-KF11.52	1	BASEUNIT TYPE F0, BU20-P8+A4+0B	6ES7193-6BP20-0BF0	SIE	SIE.6ES7193-6BP20-0BF0
=V3KF1-KF11.53	1	ET 200SP, F-RQ 1x24VDC/24..230VAC/5A ST	6ES7136-6RA00-0BF0		SIE.6ES7136-6RA00-0BF0
=V3KF1-KF11.53	1	BASEUNIT TYPE F0, BU20-P8+A4+0B	6ES7193-6BP20-0BF0	SIE	SIE.6ES7193-6BP20-0BF0
=V3KF1-KF11.54	1	ET 200SP, F-RQ 1x24VDC/24..230VAC/5A ST	6ES7136-6RA00-0BF0		SIE.6ES7136-6RA00-0BF0
=V3KF1-KF11.54	1	BASEUNIT TYPE F0, BU20-P8+A4+0B	6ES7193-6BP20-0BF0	SIE	SIE.6ES7193-6BP20-0BF0
=V3KF1-KF100.11	1	SCALANCE XC216	6GK5216-0BA00-2AC2	SIE	SIE.6GK5216-0BA00-2AC2
=V3KF1-KF100.11	1				SIE.6GK1900-0AB10
=V3WC1-FC1	1	MCCB_UL_FS125_15A_3P_65KA_TM_ FTFM	3VA5195-6ED31-0AA0	SIE	SIE.3VA5195-6ED31-0AA0
=V3WC1-KF1.1	1	BREAKER DATA SERVER, COM100	3VA9977-0TA20	SIE	SIE.3VA9977-0TA20
=V3WC1-KF1.2	1	Switched Ethernet PROFINET Module V3	7KM9300-0AE02-0AA0		SIE.7KM9300-0AE02-0AA0
=V3WC1-QB1	1	MCCB_UL_FS400_400A_3P_65KA_ETU8_LSI	3VA6340-6KP31-0AA0	SIE	SIE.3VA6340-6KP31-0AA0
=V3WC1-QB1-KF1	1	COMMUNICATION MODULE COM060	3VA9177-0TB10	SIE	SIE.3VA9177-0TB10
=V3WC1-TA1	1	Transformer	PTN102-3K	POWERTRAN	PTN102-3K
=V3WC2-A3	1	Multi-Environment Voltage Indicator and Safe-Test Point Combination Unit with Vertical Finger Wand Warning Label	R-3W2MT-LMF		GT.R-3W2MT-LMF
=V3WC2-FC1	1	MCCB_UL_FS125_20A_3P_65KA_TM_ FTFM	3VA5120-6ED31-0AA0	SIE	SIE.3VA5120-6ED31-0AA0
=V3WC2-FC1	1	SENTRON auxiliary switch Accessories for 3VA circuit breakers	3VA9978-0AA12	SIE	SIE.3VA9978-0AA12
=V3WC2-FC2	1	CIRCUIT BREAKER 10KA, 3POLE, C, 3A	5SJ4303-7HG42	SIE	SIE.5SJ4303-7HG42
=V3WC2-TA2	1	Transformer	PTN102-7.5K	POWERTRAN	PTN102-7.5K
=V3WC3-FC2	1	CIRCUIT BREAKER 240V 14KA, 1-POLE, C, 20A, D=70MM	5SJ4120-7HG41	SIE	SIE.5SJ4120-7HG41
=V3WC3-FC2	1	AUXILARY SWITCH 1NO1NC UL489	5ST3010-0HG	SIE	SIE.5ST3010-0HG
=V3WC3-FC3	1	CIRCUIT BREAKER 240V 14KA, 1-POLE, C, 10A, D=70MM	5SJ4110-7HG41	SIE	SIE.5SJ4110-7HG41
=V3WC3-FC3	1	AUXILARY SWITCH 1NO1NC UL489	5ST3010-0HG	SIE	SIE.5ST3010-0HG
=V3WC3-FC4	1	CIRCUIT BREAKER 240V 14KA, 1-POLE, C, 3A, D=70MM	5SJ4103-7HG41	SIE	SIE.5SJ4103-7HG41
=V3WC3-FC4	1	AUXILARY SWITCH 1NO1NC UL489	5ST3010-0HG	SIE	SIE.5ST3010-0HG
=V3WC3-FC5	1	CIRCUIT BREAKER 240V 14KA, 1-POLE, C, 16A, D=70MM	5SJ4116-7HG41	SIE	SIE.5SJ4116-7HG41
=V3WC3-FC6	1	CIRCUIT BREAKER 240V 15KA, 1-POLE, C, 15A, D=70MM	5SJ4118-7HG41	SIE	SIE.5SJ4118-7HG41
=V3WC3-FC6	1	AUXILARY SWITCH 1NO1NC UL489	5ST3010-0HG	SIE	SIE.5ST3010-0HG

			Date	10/21/2022	Volvo Trucks North America	Valiant TMS	Parts list : EMPD3FBCB-025A-M - SIE.5ST3010-0HG	Drawing name: =2V06&EFS_EL	= + V3UC11
			Ed.	MKLEPADLO					
			Appr		P6700 Rear Wall - Cell 2V06	Scale 1:1		Document type: EPB	Project nr: 22-16148
Modification	Date	Name	Original		Replacement of / Replaced by				Page 1 / 1460

Parts list

F01_001

Device tag	Quantity	Designation	Type number	Supplier	Part number
=V3WC3-FC7	1	CIRCUIT BREAKER 240V 15KA, 1-POLE, C, 15A, D=70MM	5SJ4118-7HG41	SIE	SIE.5SJ4118-7HG41
=V3WC3-FC7	1	AUXILARY SWITCH 1NO1NC UL489	5ST3010-0HG	SIE	SIE.5ST3010-0HG
=V3WC3-FC8	1	CIRCUIT BREAKER 240V 14KA, 1-POLE, C, 6A, D=70MM	5SJ4106-7HG41	SIE	SIE.5SJ4106-7HG41
=V3WC3-FC8	1	AUXILARY SWITCH 1NO1NC UL489	5ST3010-0HG	SIE	SIE.5ST3010-0HG
=V3WC3-FC9	1	CIRCUIT BREAKER 240V 14KA, 1-POLE, C, 6A, D=70MM	5SJ4106-7HG41	SIE	SIE.5SJ4106-7HG41
=V3WC3-FC9	1	AUXILARY SWITCH 1NO1NC UL489	5ST3010-0HG	SIE	SIE.5ST3010-0HG
=V3WC3-FC10	1	CIRCUIT BREAKER 240V 14KA, 1-POLE, C, 30A, D=70MM	5SJ4130-7HG41	SIE	SIE.5SJ4130-7HG41
=V3WC3-FC10	1	AUXILARY SWITCH 1NO1NC UL489	5ST3010-0HG	SIE	SIE.5ST3010-0HG
=V3WC3-FC11	1	CIRCUIT BREAKER 240V 14KA, 1-POLE, C, 6A, D=70MM	5SJ4106-7HG41	SIE	SIE.5SJ4106-7HG41
=V3WC3-FC11	1	AUXILARY SWITCH 1NO1NC UL489	5ST3010-0HG	SIE	SIE.5ST3010-0HG
=V3WC3-FC12	1	CIRCUIT BREAKER 240V 14KA, 1-POLE, C, 16A, D=70MM	5SJ4116-7HG41	SIE	SIE.5SJ4116-7HG41
=V3WC3-XG1	2	DBL175 Series Distribution Block	1SNL317510R0000	ENTRELEC	1SNL317510R0000
=V3WC3-XG2	2	DBL175 Series Distribution Block	1SNL317510R0000	ENTRELEC	1SNL317510R0000
=V3WC3-XG3	1	Panel Interface Connector with USB Type A/F to USB Type A/M [Qty: 2]; Category 5e RJ45 Panel Mount Housing; UL Type 4; Duplex Outlet; 5 Amp Circuit Breaker	GT_N.P-P11#2R2-K3RD5		GT_N.P-P11#2R2-K3RD5
=V3WC4-FC11	1	SITOP SEL1200 8 x 10A	6EP4438-7FB00-3DX0		SIE.6EP4438-7FB00-3DX0
=V3WC4-FC12	1	SITOP SEL1200 8 x 10A	6EP4438-7FB00-3DX0		SIE.6EP4438-7FB00-3DX0
=V3WC4-TA1	1	SITOP PSU6200 1ph 24 V/20 A	6EP3336-7SB00-3AX0		SIE.6EP3336-7SB00-3AX0
=V3WC4-TA2	1	SITOP PSU6200 1ph 24 V/20 A	6EP3336-7SB00-3AX0		SIE.6EP3336-7SB00-3AX0
=V4AR181-FC1	1				EMPD3FBCB-015A-M
=V4AR181XQ91-FC1	1				EMPD3FBCB-030A-M
=V4AR181XQ92-FC1	1				EMPD3FBCB-030A-M
=V4AR181XQ93-FC1	1		EMPD3FBCB-060A-M	Electro-Matic	EMPD3FBCB-060A-M
=V4GL11-FC1	1				EMPD3FBCB-005A-M
=V4LB1NB1-FC1	1				EMPD3FBCB-010A-M
=V4WR1-FC1	1		EMPD3FBCB-100A-M	Electro-Matic	EMPD3FBCB-100A-M
=WC1-WC1	1	Golvskåp TS 8 sidskåp	TS8	RIT	RIT.SETS8205SID5
=WC1-WC1	1	TS Trim panel, sides, H: 100 mm, for W: 500 mm, RAL 7022, sheet steel	TS.8601050	RIT	RIT.8601050
=WC1-WC1	1	TS Base/plinth component, rear, H: 100 mm, for W: 1200 mm, RAL 7022, sheet steel	TS.8601200	RIT	RIT.8601200
=WC1-WC1	1	TS Side panel, screw-fastened, for TS, TS IT, for WD: 2000x500 mm, Sheet steel	TS.8105235	RIT	RIT.8105235
=WC1-WC1	1	PS Wiring plan pockets, for TS, CM, SE, PC, TP pedestal, sheet steel	TS.4115000	RIT	RIT.4115000

			Date	12/2/2022	Volvo Trucks North America	Valiant TMS	Parts list : SIE.5SJ4118-7HG41 - RIT.4115000	Drawing name:	=	
			Ed.	KMAFFRE					+ V3UC11	
			Appr		P6700 Rear Wall - Cell 2V06			Document type: EPB	Project nr: 22-16148	Page 2
Modification	Date	Name	Original		Replacement of / Replaced by	Scale 1:1				1460

Parts list

F01_001

Device tag	Quantity	Designation	Type number	Supplier	Part number
=V3KF1-KF14	1				SIE.6ES7155-6AA01-0BN0_subassembly
=V3KF1-KF14	1	ET200SP, SERVERMODULE	6ES7193-6PA00-0AA0		SIE.6ES7193-6PA00-0AA0
=V3KF1-KF14.11	1	ET 200SP, DI 16x 24V DC ST, PU 1	6ES7131-6BH01-0BA0	SIE	SIE.6ES7131-6BH01-0BA0
=V3KF1-KF14.11	1	BASEUNIT TYPE A0, BU15-P16+A0+2D	6ES7193-6BP00-0DA0	SIE	SIE.6ES7193-6BP00-0DA0
=V3KF1-KF14.12	1	ET 200SP, DI 16x 24V DC ST, PU 1	6ES7131-6BH01-0BA0	SIE	SIE.6ES7131-6BH01-0BA0
=V3KF1-KF14.12	1	BASEUNIT TYPE A0, BU15-P16+A0+2D	6ES7193-6BP00-0DA0	SIE	SIE.6ES7193-6BP00-0DA0
=V3KF1-KF14.21	1	ET 200SP, DQ 16x 24V DC/0,5A ST, PU 1	6ES7132-6BH01-0BA0	SIE	SIE.6ES7132-6BH01-0BA0
=V3KF1-KF14.21	1	BASEUNIT TYPE A0, BU15-P16+A0+2D	6ES7193-6BP00-0DA0	SIE	SIE.6ES7193-6BP00-0DA0
=V3KF1-KF14.31	1	ET 200SP, El-Mod., F-DI 8x24VDC HF	6ES7136-6BA00-0CA0	SIEMENS	SIE.6ES7136-6BA00-0CA0
=V3KF1-KF14.31	1	BASEUNIT TYPE A0, BU15-P16+A0+2B	6ES7193-6BP00-0BA0	SIE	SIE.6ES7193-6BP00-0BA0
=V3KF1-KF14.32	1	ET 200SP, El-Mod., F-DI 8x24VDC HF	6ES7136-6BA00-0CA0	SIEMENS	SIE.6ES7136-6BA00-0CA0
=V3KF1-KF14.32	1	BASEUNIT TYPE A0, BU15-P16+A0+2B	6ES7193-6BP00-0BA0	SIE	SIE.6ES7193-6BP00-0BA0
=V3KF1-KF14.41	1	ET 200SP, El-Mod., F-DQ 4xDC 24V/2A	6ES7136-6DB00-0CA0		SIE.6ES7136-6DB00-0CA0
=V3KF1-KF14.41	1	BASEUNIT TYPE A0, BU15-P16+A0+2B	6ES7193-6BP00-0BA0	SIE	SIE.6ES7193-6BP00-0BA0
=V3KF1-KF14.42	1	ET 200SP, El-Mod., F-DQ 4xDC 24V/2A	6ES7136-6DB00-0CA0		SIE.6ES7136-6DB00-0CA0
=V3KF1-KF14.42	1	BASEUNIT TYPE A0, BU15-P16+A0+2B	6ES7193-6BP00-0BA0	SIE	SIE.6ES7193-6BP00-0BA0
=V3KF1-KF14.51	1	ET 200SP, F-RQ 1x24VDC/24..230VAC/5A ST	6ES7136-6RA00-0BF0		SIE.6ES7136-6RA00-0BF0
=V3KF1-KF14.51	1	BASEUNIT TYPE F0, BU20-P8+A4+0B	6ES7193-6BP20-0BF0	SIE	SIE.6ES7193-6BP20-0BF0
=V3KF1-KF14.52	1	ET 200SP, F-RQ 1x24VDC/24..230VAC/5A ST	6ES7136-6RA00-0BF0		SIE.6ES7136-6RA00-0BF0
=V3KF1-KF14.52	1	BASEUNIT TYPE F0, BU20-P8+A4+0B	6ES7193-6BP20-0BF0	SIE	SIE.6ES7193-6BP20-0BF0
=V3KF1-KF14.53	1	ET 200SP, F-RQ 1x24VDC/24..230VAC/5A ST	6ES7136-6RA00-0BF0		SIE.6ES7136-6RA00-0BF0
=V3KF1-KF14.53	1	BASEUNIT TYPE F0, BU20-P8+A4+0B	6ES7193-6BP20-0BF0	SIE	SIE.6ES7193-6BP20-0BF0
=V3KF1-KF14.54	1	ET 200SP, F-RQ 1x24VDC/24..230VAC/5A ST	6ES7136-6RA00-0BF0		SIE.6ES7136-6RA00-0BF0
=V3KF1-KF14.54	1	BASEUNIT TYPE F0, BU20-P8+A4+0B	6ES7193-6BP20-0BF0	SIE	SIE.6ES7193-6BP20-0BF0
=V3KF1-KF100.14	1	SCALANCE XC216	6GK5216-0BA00-2AC2	SIE	SIE.6GK5216-0BA00-2AC2
=V3KF1-KF100.14	1				SIE.6GK1900-0AB10
=V3WC3-FC1	1	CIRCUIT BREAKER 240V 14KA, 1-POLE, C, 16A, D=70MM	5SJ4116-7HG41	SIE	SIE.5SJ4116-7HG41
=V3WC3-FC1	1	AUXILARY SWITCH 1NO1NC UL489	5ST3010-0HG	SIE	SIE.5ST3010-0HG
=V3WC3-FC2	1	CIRCUIT BREAKER 240V 14KA, 1-POLE, C, 3A, D=70MM	5SJ4103-7HG41	SIE	SIE.5SJ4103-7HG41
=V3WC3-FC2	1	AUXILARY SWITCH 1NO1NC UL489	5ST3010-0HG	SIE	SIE.5ST3010-0HG
=V3WC3-FC3	1	CIRCUIT BREAKER 240V 14KA, 1-POLE, C, 16A, D=70MM	5SJ4116-7HG41	SIE	SIE.5SJ4116-7HG41
=V3WC3-XG2	1	Panel Interface Connector with USB Type A/F to USB Type A/M [Qty: 2]; Category 5e RJ45 Feed-Through; Housing; UL Type 4; Duplex Outlet; 5 Amp Circuit Breaker	RJ45 Feed-Through		GT_N.P-P11#2R2-K3RD5
=V3WC4-FC11	1	SITOP SEL1200 8 x 10A	6EP4438-7FB00-3DX0		SIE.6EP4438-7FB00-3DX0
=V3WC4-FC12	1	SITOP SEL1200 8 x 10A	6EP4438-7FB00-3DX0		SIE.6EP4438-7FB00-3DX0
=V3WC4-TA1	1	SITOP PSU6200 1ph 24 V/20 A	6EP3336-7SB00-3AX0		SIE.6EP3336-7SB00-3AX0

+.UC11/2

+.UC32/1

			Date	10/21/2022	Volvo Trucks North America	Valiant TMS	Parts list : SIE.6ES7155-6AA01-0BN0_subassembly - SIE.6EP3336-7SB00-3AX0	Drawing name: =2V06&EFS_EL	= + V3UC14	
			Ed.	MKLEPADLO	P6700 Rear Wall - Cell 2V06					
			Appr			Scale 1:1		Document type: EPB	Project nr: 22-16148	Page 1 / 1460
Modification	Date	Name	Original		Replacement of	Replaced by				

Parts list

F01_001

Device tag	Quantity	Designation	Type number	Supplier	Part number
=V3KF1-KF32	1				SIE.6ES7155-6AA01-0BN0_subassembly
=V3KF1-KF32	1	ET200SP, SERVERMODULE	6ES7193-6PA00-0AA0		SIE.6ES7193-6PA00-0AA0
=V3KF1-KF32.11	1	ET 200SP, DI 16x 24V DC ST, PU 1	6ES7131-6BH01-0BA0	SIE	SIE.6ES7131-6BH01-0BA0
=V3KF1-KF32.11	1	BASEUNIT TYPE A0, BU15-P16+A0+2D	6ES7193-6BP00-0DA0	SIE	SIE.6ES7193-6BP00-0DA0
=V3KF1-KF32.21	1	ET 200SP, DQ 16x 24V DC/0,5A ST, PU 1	6ES7132-6BH01-0BA0	SIE	SIE.6ES7132-6BH01-0BA0
=V3KF1-KF32.21	1	BASEUNIT TYPE A0, BU15-P16+A0+2D	6ES7193-6BP00-0DA0	SIE	SIE.6ES7193-6BP00-0DA0
=V3KF1-KF32.31	1	ET 200SP, El-Mod., F-DI 8x24VDC HF	6ES7136-6BA01-0CA0	SIE	SIE.6ES7136-6BA01-0CA0
=V3KF1-KF32.31	1	BASEUNIT TYPE A0, BU15-P16+A0+2D	6ES7193-6BP00-0DA0	SIE	SIE.6ES7193-6BP00-0DA0
=V3KF1-PNET1	1	Profinet cable - RJ45 plug to M12 Female receptacle; 1m long	RJ45S FKSDED 423-1M	TURCK	TUR.RJ45S FKSDED 423-1M
=V3SF0PG1-M1	1	Ground bar kit, 5 positions.	ECGB5	SIE	US2.ECGB5
=V3SF0PG1-M1	1	Wiring Duct Covers, PVC	C1.5LG6	PAN	PAN.C1.5LG6
=V3SF0PG1-M1	1	Wiring Duct Covers, PVC	C1LG6	PAN	PAN.C1LG6
=V3SF0PG1-M1	1	Wide Slotted Wiring Duct, PVC	G1.5X4LG6	PAN	PAN.G1.5X4LG6
=V3SF0PG1-M1	1	Wide Slotted Wiring Duct, PVC	G1X4LG6	PAN	PAN.G1X4LG6
=V3SF0PG1-PG1	1	SIMATIC HMI TP1500 COMFORT	6AV2124-0QC02-0AX1	SIE	SIE.6AV2124-0QC02-0AX1
=V3SF0PG1-PG1	1	SIMATIC HMI SD MEMORY CARD 2 GB	6AV2181-8XP00-0AX0	SIE	SIE.6AV2181-8XP00-0AX0
=V3SF0PG1-SF1	1	PUSHBUTTON CP1-10G-20	CP1-10G-20	ABB	ABB.1SFA619100R1022
=V3SF0PG1-SF2	1	PUSHBUTTON CP1-10Y-20	CP1-10Y-20	ABB	ABB.1SFA619100R1023
=V3SF0PG1-SF3/PF3	1	PUSHBUTTON CP1-11C-10	CP1-11C-10	ABB	ABB.1SFA619100R1118
=V3SF0PG1-UC01	1	Compact enclosure AX	AX.6315450	RIT	RIT.6315450
=V3SF0PG1-UC01	1	Pedestal, open	CP.6106500	RIT	RIT.6106500
=V3SF0PG1-UC01	1	Coupling CP 60	CP.6206300	RIT	RIT.6206300
=V3SF0PG1-UC01	1	Accessory bag, for AX	AX.5051300	RIT	RIT.5051300
=V3SF0PG1-UC01	1	Mounting plate, for AX	AX.5051375	RIT	RIT.5051375
=V3WC4-FC1	1	Miniature Circuit Breaker MCBs - S200UDC - Number of Poles 1 - Tripping characteristic K	S201UDC-K5	ABB	ABB.2CDS271517R0357
=V3WC4-FC1	1	S2C-H6RU - Auxiliary Contact	S2C-H6RU	ABB	ABB.2CDS200914R0001
=V3WC4-FC2	1	Miniature Circuit Breaker MCBs - S200UDC - Number of Poles 1 - Tripping characteristic K	S201UDC-K5	ABB	ABB.2CDS271517R0357
=V3WC4-FC2	1	S2C-H6RU - Auxiliary Contact	S2C-H6RU	ABB	ABB.2CDS200914R0001
=V3WC4-PG1	1	SIMATIC HMI TP1500 COMFORT	6AV2124-0QC02-0AX1	SIE	SIE.6AV2124-0QC02-0AX1
=V3WC4-XD1	1	RECEPTACLE MINI 5P MALE 1M	RSF 50-1M/NPT	TURCK	TUR.RSF 50-1M/NPT

+.UC14/1

+.UC161/1

			Date	10/21/2022	Volvo Trucks North America	Valiant TMS	Parts list : SIE.6ES7155-6AA01-0BN0_subassembly - TUR.RSF 50-1M/NPT	Drawing name: =2V06&EFS_EL	= + V3UC32	
			Ed.	MKLEPADLO	P6700 Rear Wall - Cell 2V06					
			Appr			Scale 1:1		Document type: EPB	Project nr: 22-16148	Page 1 / 1460
Modification	Date	Name	Original		Replacement of	Replaced by				

Parts list

F01_001

Device tag	Quantity	Designation	Type number	Supplier	Part number
=V3WC2-XG1	1	3P DISTRIBUTION BLOCK 1 LINE / 4 LOAD	MB-231-03	SYNDEVCO	MB-231-03
=V3WC2-XG2	1	3P GROUND BLOCK 3 LINE / 3 LOAD	STGS-3D-3D	SYNDEVCO	STGS-3D-3D
=WC1-WC1	1	Golvskåp TS 8 sidskåp	TS8	RIT	RIT.SETS8205SID5
=WC1-WC1	1	TS Trim panel, sides, H: 100 mm, for W: 500 mm, RAL 7022, sheet steel	TS.8601050	RIT	RIT.8601050
=WC1-WC1	1	TS Base/plinth component, rear, H: 100 mm, for W: 1200 mm, RAL 7022, sheet steel	TS.8601200	RIT	RIT.8601200
=WC1-WC1	1	TS Side panel, screw-fastened, for TS, TS IT, for WD: 2000x500 mm, Sheet steel	TS.8105235	RIT	RIT.8105235
=WC1-WC1	1	PS Wiring plan pockets, for TS, CM, SE, PC, TP pedestal, sheet steel	TS.4115000	RIT	RIT.4115000

+.UC32/1

+.UC162/1

			Date	10/21/2022	Volvo Trucks North America	Valiant TMS	Parts list : MB-231-03 - RIT.4115000	Drawing name: =2V06&EFS_EL	=	
			Ed.	MKLEPADLO					+ V3UC161	
			Appr		P6700 Rear Wall - Cell 2V06			Document type: EPB	Project nr: 22-16148	Page 1
Modification	Date	Name	Original		Replacement of / Replaced by	Scale 1:1				1460

Parts list

F01_001

Device tag	Quantity	Designation	Type number	Supplier	Part number
=V3WC2-XG1	1	3P DISTRIBUTION BLOCK 2 LINE / 6 LOAD	CPB-E2G06-03	SYNDEVCO	CPB-E2G06-03
=V3WC2-XG2	1	3P GROUND BLOCK 2 LINE / 6 LOAD	HCG-E2G06	SYNDEVCO	HCG-E2G06
=WC1-WC1	1	Golvskåp TS 8 sidskåp	TS8	RIT	RIT.SETS8205SID5
=WC1-WC1	1	TS Trim panel, sides, H: 100 mm, for W: 500 mm, RAL 7022, sheet steel	TS.8601050	RIT	RIT.8601050
=WC1-WC1	1	TS Base/plinth component, rear, H: 100 mm, for W: 1200 mm, RAL 7022, sheet steel	TS.8601200	RIT	RIT.8601200
=WC1-WC1	1	TS Side panel, screw-fastened, for TS, TS IT, for WD: 2000x500 mm, Sheet steel	TS.8105235	RIT	RIT.8105235
=WC1-WC1	1	PS Wiring plan pockets, for TS, CM, SE, PC, TP pedestal, sheet steel	TS.4115000	RIT	RIT.4115000

Parts list

F01_001

Device tag	Quantity	Designation	Type number	Supplier	Part number
=V3UN1BG0-BG01	1	Q5X Series: Laser Adjustable Field	Q5XKLAF2000-Q8	BANNER	BAN.803693
=V3UN1BG0-BG02	1	Q5X Series: Laser Adjustable Field	Q5XKLAF2000-Q8	BANNER	BAN.803693
=V3UN1BG0-BG03	1	Q5X Series: Laser Adjustable Field	Q5XKLAF2000-Q8	BANNER	BAN.803693
=V3UN1BG0-BG04	1	Inductive sensor	BI20U-CA40-AP6X2-H1141/S1590 W/BS2.0	Turck	TUR.1627297
=V3UN1BG0-BG05	1	Inductive sensor	BI20U-CA40-AP6X2-H1141/S1590 W/BS2.0	Turck	TUR.1627297
=V3UN1BG0-BG06	1	Inductive sensor	BI5U-MT18-AP6X2-H1141/S395/S1589	Turck	TUR.1635291
=V3UN1BG0-XG1/2	1	Y splitter	U2-30676	TURCK	TUR.VB2-FSM 4.4/2FKM 4/S3450
=V3UN1BG0-XG3/4	1	Y splitter	U2-30676	TURCK	TUR.VB2-FSM 4.4/2FKM 4/S3450
=V3UN1BG0-XG5/6	1	Y splitter	U2-30676	TURCK	TUR.VB2-FSM 4.4/2FKM 4/S3450
=V3UN1FQ1-BG01	1	NEMA Limit Switch - NEMA Type 4 & 13 Oiltight Construction	802T-AMP	A-B	A-B.802T-AMP
=V3UN1KF1-KF1.11	1	MVK-MPNIO DI8 DO8 FSU	MVK-MPNIO DI8 DO8 FSU	MURR	MURR.55339
=V3UN1PF1-PF1	1	K50L Series Daylight Visible Indicators	K50L2RGB7QP	BANNER	BAN.805371
=V3UN1PF1-PF1	1	Mounting kit	SMB30A	BANNER	BAN.32723

			Date	12/16/2022	Volvo Trucks North America	Valiant TMS	Parts list : BAN.803693 - BAN.32723	Drawing name: =2V06&EFS_EL	=	
			Ed.	MKLEPADLO					+ V3UN1	
			Appr		P6700 Rear Wall - Cell 2V06			Document type: EPB	Project nr: 22-16148	Page 1
Modification	Date	Name	Original		Replacement of / Replaced by	Scale 1:1				1460

Parts list

F01_001

Device tag	Quantity	Designation	Type number	Supplier	Part number
=V3UQ51BG0-BG01	1	Inductive sensor	BI20U-CA40-AP6X2-H1141/S1590 W/BS2.0	Turck	TUR.1627297
=V3UQ51BG0-BG02	1	Inductive sensor	BI20U-CA40-AP6X2-H1141/S1590 W/BS2.0	Turck	TUR.1627297
=V3UQ51BG0-BG03	1	Inductive sensor	BI20U-CA40-AP6X2-H1141/S1590 W/BS2.0	Turck	TUR.1627297
=V3UQ51BG0-XG1/2	1	Y splitter	U2-30676	TURCK	TUR.VB2-FSM 4.4/2FKM 4/S3450
=V3UQ51KF1-KF1	0	Bus node	CPX-FB33	FES	FES.548755
=V3UQ51KF1-KF1	0	Interlinking block	CPX-M-GE-EV-S-7/8-5POL	FES	FES.550208
=V3UQ51KF1-KF1.11	0	Manifold block	CPX-M-AB-8-M12X2-5POL	FES	FES.549335
=V3UQ51KF1-KF1.12	0	Manifold block	CPX-M-AB-8-M12X2-5POL	FES	FES.549335

+.UN1/1

+.UQ51UQ1.1/1

			Date	10/21/2022	Volvo Trucks North America		Valiant TMS	Parts list : TUR.1627297 - FES.549335	Drawing name: =2V06&EFS_EL	=	
			Ed.	MKLEPADLO						+ V3UQ51	
			Appr		P6700 Rear Wall - Cell 2V06				Document type: EPB	Project nr: 22-16148	Page 1
Modification	Date	Name	Original		Replacement of	Replaced by	Scale 1:1				1460

Parts list

F01_001

Device tag	Quantity	Designation	Type number	Supplier	Part number
=V3UQ51UQ1.1-BGS/R	1	Inductive sensor Monitoring Kit for Power Clamps	1324638	TUNKERS	TUN.1324638

+V3UQ51/1

+.UQ51UQ1.2/1

			Date	10/21/2022	Volvo Trucks North America	Valiant TMS	Parts list : TUN.1324638 - TUN.1324638	Drawing name: =2V06&EFS_EL	=	
			Ed.	MKLEPADLO					+ V3UQ51UQ1.1	
			Appr		P6700 Rear Wall - Cell 2V06			Document type: EPB	Project nr: 22-16148	Page 1
Modification	Date	Name	Original		Replacement of / Replaced by	Scale 1:1				1460

Parts list

F01_001

Device tag	Quantity	Designation	Type number	Supplier	Part number
=V3UQ51UQ1.2-BGS/R	1	Inductive sensor Monitoring Kit for Power Clamps	1324638	TUNKERS	TUN.1324638

+.UQ51UQ1.1/1

+.UQ51UQ2.1/1

			Date	10/21/2022	Volvo Trucks North America		Valiant TMS	Parts list : TUN.1324638 - TUN.1324638	Drawing name: =2V06&EFS_EL	=	
			Ed.	MKLEPADLO						+ V3UQ51UQ1.2	
			Appr		P6700 Rear Wall - Cell 2V06				Document type: EPB	Project nr: 22-16148	Page 1
Modification	Date	Name	Original		Replacement of	Replaced by	Scale 1:1				1460

Parts list

F01_001

Device tag	Quantity	Designation	Type number	Supplier	Part number
=V3UQ51UQ2.1-BGS/R	1	Inductive sensor Monitoring Kit for Power Clamps	1324644	TUNKERS	TUN.1324644

Parts list

F01_001

Device tag	Quantity	Designation	Type number	Supplier	Part number
=V3UQ51UQ2.2-BGS/R	1	Inductive sensor Monitoring Kit for Power Clamps	1324644	TUNKERS	TUN.1324644

+.UQ51UQ2.1/1

+.UQ51UQ3.1/1

			Date	10/21/2022	Volvo Trucks North America		Valiant TMS	Parts list : TUN.1324644 - TUN.1324644	Drawing name: =2V06&EFS_EL	=	
			Ed.	MKLEPADLO						+ V3UQ51UQ2.2	
			Appr		P6700 Rear Wall - Cell 2V06				Document type: EPB	Project nr: 22-16148	Page 1
Modification	Date	Name	Original		Replacement of	Replaced by	Scale 1:1				1460

Parts list

F01_001

Device tag	Quantity	Designation	Type number	Supplier	Part number
=V3UQ51UQ3.1-BGS/R	1	Inductive sensor Monitoring Kit for Power Clamps	1324644	TUNKERS	TUN.1324644

+.UQ51UQ2.2/1

+.UQ51UQ3.2/1

			Date	10/21/2022	Volvo Trucks North America		Valiant TMS	Parts list : TUN.1324644 - TUN.1324644	Drawing name: =2V06&EFS_EL	=	
			Ed.	MKLEPADLO						+ V3UQ51UQ3.1	
			Appr		P6700 Rear Wall - Cell 2V06		Scale 1:1		Document type: EPB	Project nr: 22-16148	Page 1
Modification	Date	Name	Original		Replacement of	Replaced by					1460

Parts list

F01_001

Device tag	Quantity	Designation	Type number	Supplier	Part number
=V3UQ51UQ3.2-BGS/R	1	Inductive sensor Monitoring Kit for Power Clamps	1324644	TUNKERS	TUN.1324644

+.UQ51UQ3.1/1

+.UQ51UQ4.1/1

			Date	10/21/2022	Volvo Trucks North America	Valiant TMS	Parts list : TUN.1324644 - TUN.1324644	Drawing name: =2V06&EFS_EL	=	
			Ed.	MKLEPADLO					+ V3UQ51UQ3.2	
			Appr		P6700 Rear Wall - Cell 2V06			Document type: EPB	Project nr: 22-16148	Page 1
Modification	Date	Name	Original		Replacement of / Replaced by	Scale 1:1				1460

Parts list

F01_001

Device tag	Quantity	Designation	Type number	Supplier	Part number
=V3UQ51UQ4.1-BGS/R	1	Inductive sensor Monitoring Kit for Power Clamps	1324638	TUNKERS	TUN.1324638

+.UQ51UQ3.2/1

+.UQ51UQ4.2/1

			Date	10/21/2022	Volvo Trucks North America		Valiant TMS	Parts list : TUN.1324638 - TUN.1324638	Drawing name: =2V06&EFS_EL	=	
			Ed.	MKLEPADLO						+ V3UQ51UQ4.1	
			Appr		P6700 Rear Wall - Cell 2V06				Document type: EPB	Project nr: 22-16148	Page 1
Modification	Date	Name	Original		Replacement of	Replaced by	Scale 1:1				1460

Parts list

F01_001

Device tag	Quantity	Designation	Type number	Supplier	Part number
=V3UQ51UQ4.2-BGS/R	1	Inductive sensor Monitoring Kit for Power Clamps	1324638	TUNKERS	TUN.1324638

+.UQ51UQ4.1/1

+.UQ52/1

			Date	10/21/2022	Volvo Trucks North America	Valiant TMS	Parts list : TUN.1324638 - TUN.1324638	Drawing name: =2V06&EFS_EL	=	
			Ed.	MKLEPADLO					+ V3UQ51UQ4.2	
			Appr		P6700 Rear Wall - Cell 2V06			Document type: EPB	Project nr: 22-16148	Page 1
Modification	Date	Name	Original		Replacement of / Replaced by	Scale 1:1				1460

Parts list

F01_001

Device tag	Quantity	Designation	Type number	Supplier	Part number
=V3UQ52BG0-BG01	1	Inductive sensor	BI20U-CA40-AP6X2-H1141/S1590 W/BS2.0	Turck	TUR.1627297
=V3UQ52BG0-BG02	1	Inductive sensor	BI20U-CA40-AP6X2-H1141/S1590 W/BS2.0	Turck	TUR.1627297
=V3UQ52BG0-BG03	1	Inductive sensor	BI20U-CA40-AP6X2-H1141/S1590 W/BS2.0	Turck	TUR.1627297
=V3UQ52BG0-XG1/2	1	Y splitter	U2-30676	TURCK	TUR.VB2-FSM 4.4/2FKM 4/S3450
=V3UQ52KF1-KF1	0	Bus node	CPX-FB33	FES	FES.548755
=V3UQ52KF1-KF1	0	Interlinking block	CPX-M-GE-EV-S-7/8-5POL	FES	FES.550208
=V3UQ52KF1-KF1.11	0	Manifold block	CPX-M-AB-8-M12X2-5POL	FES	FES.549335
=V3UQ52KF1-KF1.12	0	Manifold block	CPX-M-AB-8-M12X2-5POL	FES	FES.549335
=V3UQ52KF1-KF1.13	0	Manifold block	CPX-M-AB-8-M12X2-5POL	FES	FES.549335
=V3UQ52KF1-KF1.14	0	Manifold block	CPX-M-AB-8-M12X2-5POL	FES	FES.549335

+.UQ51UQ4.2/1

+.UQ52UQ1.1/1

			Date	10/21/2022	Volvo Trucks North America		Valiant TMS	Parts list : TUR.1627297 - FES.549335	Drawing name: =2V06&EFS_EL	=	
			Ed.	MKLEPADLO						+ V3UQ52	
			Appr		P6700 Rear Wall - Cell 2V06				Document type: EPB	Project nr: 22-16148	Page 1
Modification	Date	Name	Original		Replacement of	Replaced by	Scale 1:1				1460

Parts list

F01_001

Device tag	Quantity	Designation	Type number	Supplier	Part number
=V3UQ52UQ1.1-BGS/R	1	Inductive sensor Monitoring Kit for Power Clamps	1324638	TUNKERS	TUN.1324638

+V3UQ52/1

+.UQ52UQ1.2/1

			Date	10/21/2022	Volvo Trucks North America		Valiant TMS	Parts list : TUN.1324638 - TUN.1324638	Drawing name: =2V06&EFS_EL	=	
			Ed.	MKLEPADLO						+ V3UQ52UQ1.1	
			Appr		P6700 Rear Wall - Cell 2V06				Document type: EPB	Project nr: 22-16148	Page 1
Modification	Date	Name	Original		Replacement of	Replaced by	Scale 1:1				1460

Parts list

F01_001

Device tag	Quantity	Designation	Type number	Supplier	Part number
=V3UQ52UQ1.2-BGS/R	1	Inductive sensor Monitoring Kit for Power Clamps	1324638	TUNKERS	TUN.1324638

Parts list

F01_001

Device tag	Quantity	Designation	Type number	Supplier	Part number
=V3UQ52UQ2.1-BGS/R	1	Inductive sensor Monitoring Kit for Power Clamps	1324644	TUNKERS	TUN.1324644

Parts list

F01_001

Device tag	Quantity	Designation	Type number	Supplier	Part number
=V3UQ52UQ2.2-BGS/R	1	Inductive sensor Monitoring Kit for Power Clamps	1324644	TUNKERS	TUN.1324644

+.UQ52UQ2.1/1

+.UQ52UQ2.3/1

			Date	10/21/2022	Volvo Trucks North America		Valiant TMS	Parts list : TUN.1324644 - TUN.1324644	Drawing name: =2V06&EFS_EL	=	
			Ed.	MKLEPADLO						+ V3UQ52UQ2.2	
			Appr		P6700 Rear Wall - Cell 2V06				Document type: EPB	Project nr: 22-16148	Page 1
Modification	Date	Name	Original		Replacement of	Replaced by	Scale 1:1				1460

Parts list

F01_001

Device tag	Quantity	Designation	Type number	Supplier	Part number
=V3UQ52UQ2.3-BGS/R	1	Inductive sensor Monitoring Kit for Power Clamps	1324644	TUNKERS	TUN.1324644

+.UQ52UQ2.2/1

+.UQ52UQ2.4/1

			Date	10/21/2022	Volvo Trucks North America		Valiant TMS	Parts list : TUN.1324644 - TUN.1324644	Drawing name: =2V06&EFS_EL	=	
			Ed.	MKLEPADLO						+ V3UQ52UQ2.3	
			Appr		P6700 Rear Wall - Cell 2V06				Document type: EPB	Project nr: 22-16148	Page 1
Modification	Date	Name	Original		Replacement of	Replaced by	Scale 1:1				1460

Parts list

F01_001

Device tag	Quantity	Designation	Type number	Supplier	Part number
=V3UQ52UQ2.4-BGS/R	1	Inductive sensor Monitoring Kit for Power Clamps	1324644	TUNKERS	TUN.1324644

+.UQ52UQ2.3/1

+.UQ52UQ3.1/1

			Date	10/21/2022	Volvo Trucks North America		Valiant TMS	Parts list : TUN.1324644 - TUN.1324644	Drawing name: =2V06&EFS_EL	=	
			Ed.	MKLEPADLO						+ V3UQ52UQ2.4	
			Appr		P6700 Rear Wall - Cell 2V06				Document type: EPB	Project nr: 22-16148	Page 1
Modification	Date	Name	Original		Replacement of	Replaced by	Scale 1:1				1460

Parts list

F01_001

Device tag	Quantity	Designation	Type number	Supplier	Part number
=V3UQ52UQ3.1-BGS/R	1	Inductive sensor Monitoring Kit for Power Clamps	1324638	TUNKERS	TUN.1324638

+.UQ52UQ2.4/1

+.UQ52UQ3.2/1

			Date	10/21/2022	Volvo Trucks North America		Valiant TMS	Parts list : TUN.1324638 - TUN.1324638	Drawing name: =2V06&EFS_EL	=	
			Ed.	MKLEPADLO						+ V3UQ52UQ3.1	
			Appr		P6700 Rear Wall - Cell 2V06				Document type: EPB	Project nr: 22-16148	Page 1
Modification	Date	Name	Original		Replacement of	Replaced by	Scale 1:1				1460

Parts list

F01_001

Device tag	Quantity	Designation	Type number	Supplier	Part number
=V3UQ52UQ3.2-BGS/R	1	Inductive sensor Monitoring Kit for Power Clamps	1324638	TUNKERS	TUN.1324638

+.UQ52UQ3.1/1

+.UQ52UQ3.3/1

			Date	10/21/2022	Volvo Trucks North America		Valiant TMS	Parts list : TUN.1324638 - TUN.1324638	Drawing name: =2V06&EFS_EL	=	
			Ed.	MKLEPADLO						+ V3UQ52UQ3.2	
			Appr		P6700 Rear Wall - Cell 2V06				Document type: EPB	Project nr: 22-16148	Page 1
Modification	Date	Name	Original		Replacement of	Replaced by	Scale 1:1				1460

Parts list

F01_001

Device tag	Quantity	Designation	Type number	Supplier	Part number
=V3UQ52UQ3.3-BGS/R	1	Inductive sensor Monitoring Kit for Power Clamps	1324644	TUNKERS	TUN.1324644

+.UQ52UQ3.2/1

+.UQ52UQ3.4/1

			Date	10/21/2022	Volvo Trucks North America		Valiant TMS	Parts list : TUN.1324644 - TUN.1324644	Drawing name: =2V06&EFS_EL	=	
			Ed.	MKLEPADLO						+ V3UQ52UQ3.3	
			Appr		P6700 Rear Wall - Cell 2V06				Document type: EPB	Project nr: 22-16148	Page 1
Modification	Date	Name	Original		Replacement of	Replaced by	Scale 1:1				1460

Parts list

F01_001

Device tag	Quantity	Designation	Type number	Supplier	Part number
=V3UQ52UQ3.4-BGS/R	1	Inductive sensor Monitoring Kit for Power Clamps	1324644	TUNKERS	TUN.1324644

			Date	10/21/2022	Volvo Trucks North America		Valiant TMS	Parts list : TUN.1324644 - TUN.1324644	Drawing name: =2V06&EFS_EL	=	
			Ed.	MKLEPADLO						+ V3UQ52UQ3.4	
			Appr		P6700 Rear Wall - Cell 2V06				Document type: EPB	Project nr: 22-16148	Page 1
Modification	Date	Name	Original		Replacement of	Replaced by	Scale 1:1				1460

Parts list

F01_001

Device tag	Quantity	Designation	Type number	Supplier	Part number
=V3UQ52UQ3.5-BGS/R	1	Inductive sensor Monitoring Kit for Power Clamps	1324644	TUNKERS	TUN.1324644

			Date	10/21/2022	Volvo Trucks North America		Valiant TMS	Parts list : TUN.1324644 - TUN.1324644	Drawing name: =2V06&EFS_EL	=	
			Ed.	MKLEPADLO						+ V3UQ52UQ3.5	
			Appr		P6700 Rear Wall - Cell 2V06				Document type: EPB	Project nr: 22-16148	Page 1
Modification	Date	Name	Original		Replacement of	Replaced by	Scale 1:1				1460

Parts list

F01_001

Device tag	Quantity	Designation	Type number	Supplier	Part number
=V3UQ52UQ3.6-BGS/R	1	Inductive sensor Monitoring Kit for Power Clamps	1324644	TUNKERS	TUN.1324644

+.UQ52UQ3.5/1

+.UQ52UQ4.1/1

			Date	10/21/2022	Volvo Trucks North America		Valiant TMS	Parts list : TUN.1324644 - TUN.1324644	Drawing name: =2V06&EFS_EL	=	
			Ed.	MKLEPADLO						+ V3UQ52UQ3.6	
			Appr		P6700 Rear Wall - Cell 2V06				Document type: EPB	Project nr: 22-16148	Page 1
Modification	Date	Name	Original		Replacement of	Replaced by	Scale 1:1				1460

Parts list

F01_001

Device tag	Quantity	Designation	Type number	Supplier	Part number
=V3UQ52UQ4.1-BGS/R	1	Inductive sensor Monitoring Kit for Power Clamps	1324644	TUNKERS	TUN.1324644

Parts list

F01_001

Device tag	Quantity	Designation	Type number	Supplier	Part number
=V3UQ52UQ4.2-BGS/R	1	Inductive sensor Monitoring Kit for Power Clamps	1324644	TUNKERS	TUN.1324644

+.UQ52UQ4.1/1

+.UQ52UQ4.3/1

			Date	10/21/2022	Volvo Trucks North America		Valiant TMS	Parts list : TUN.1324644 - TUN.1324644	Drawing name: =2V06&EFS_EL	=	
			Ed.	MKLEPADLO						+ V3UQ52UQ4.2	
			Appr		P6700 Rear Wall - Cell 2V06				Document type: EPB	Project nr: 22-16148	Page 1
Modification	Date	Name	Original		Replacement of	Replaced by	Scale 1:1				1460

Parts list

F01_001

Device tag	Quantity	Designation	Type number	Supplier	Part number
=V3UQ52UQ4.3-BGS/R	1	Inductive sensor Monitoring Kit for Power Clamps	1324644	TUNKERS	TUN.1324644

+.UQ52UQ4.2/1

+.UQ52UQ4.4/1

			Date	10/21/2022	Volvo Trucks North America		Valiant TMS	Parts list : TUN.1324644 - TUN.1324644	Drawing name: =2V06&EFS_EL	=	
			Ed.	MKLEPADLO						+ V3UQ52UQ4.3	
			Appr		P6700 Rear Wall - Cell 2V06				Document type: EPB	Project nr: 22-16148	Page 1
Modification	Date	Name	Original		Replacement of	Replaced by	Scale 1:1				1460

Parts list

F01_001

Device tag	Quantity	Designation	Type number	Supplier	Part number
=V3UQ52UQ4.4-BGS/R	1	Inductive sensor Monitoring Kit for Power Clamps	1324644	TUNKERS	TUN.1324644

+.UQ52UQ4.3/1

+.UQ52UQ5.1/1

			Date	10/21/2022	Volvo Trucks North America		Valiant TMS	Parts list : TUN.1324644 - TUN.1324644	Drawing name: =2V06&EFS_EL	=	
			Ed.	MKLEPADLO						+ V3UQ52UQ4.4	
			Appr		P6700 Rear Wall - Cell 2V06				Document type: EPB	Project nr: 22-16148	Page 1
Modification	Date	Name	Original		Replacement of	Replaced by	Scale 1:1				1460

Parts list

F01_001

Device tag	Quantity	Designation	Type number	Supplier	Part number
=V3UQ52UQ5.1-BGS/R	1	Inductive sensor Monitoring Kit for Power Clamps	1324644	TUNKERS	TUN.1324644

+.UQ52UQ4.4/1

+.UQ52UQ5.2/1

			Date	10/21/2022	Volvo Trucks North America		Valiant TMS	Parts list : TUN.1324644 - TUN.1324644	Drawing name: =2V06&EFS_EL	=	
			Ed.	MKLEPADLO						+ V3UQ52UQ5.1	
			Appr		P6700 Rear Wall - Cell 2V06				Document type: EPB	Project nr: 22-16148	Page 1
Modification	Date	Name	Original		Replacement of	Replaced by	Scale 1:1				1460

Parts list

F01_001

Device tag	Quantity	Designation	Type number	Supplier	Part number
=V3UQ52UQ5.2-BGS/R	1	Inductive sensor Monitoring Kit for Power Clamps	1324644	TUNKERS	TUN.1324644

Parts list

F01_001

Device tag	Quantity	Designation	Type number	Supplier	Part number
=V3UQ52UQ6.1-BGS/R	1	Inductive sensor Monitoring Kit for Power Clamps	1324638	TUNKERS	TUN.1324638

+.UQ52UQ5.2/1

+.UQ52UQ6.2/1

			Date	10/21/2022	Volvo Trucks North America		Valiant TMS	Parts list : TUN.1324638 - TUN.1324638	Drawing name: =2V06&EFS_EL	=	
			Ed.	MKLEPADLO						+ V3UQ52UQ6.1	
			Appr		P6700 Rear Wall - Cell 2V06				Document type: EPB	Project nr: 22-16148	Page 1
Modification	Date	Name	Original		Replacement of	Replaced by	Scale 1:1				1460

Parts list

F01_001

Device tag	Quantity	Designation	Type number	Supplier	Part number
=V3UQ52UQ6.2-BGS/R	1	Inductive sensor Monitoring Kit for Power Clamps	1324638	TUNKERS	TUN.1324638

+.UQ52UQ6.1/1

+.UQ52UQ6.3/1

			Date	10/21/2022	Volvo Trucks North America		Valiant TMS	Parts list : TUN.1324638 - TUN.1324638	Drawing name: =2V06&EFS_EL	=	
			Ed.	MKLEPADLO						+ V3UQ52UQ6.2	
			Appr		P6700 Rear Wall - Cell 2V06				Document type: EPB	Project nr: 22-16148	Page 1
Modification	Date	Name	Original		Replacement of	Replaced by	Scale 1:1				1460

Parts list

F01_001

Device tag	Quantity	Designation	Type number	Supplier	Part number
=V3UQ52UQ6.3-BGS/R	1	Inductive sensor Monitoring Kit for Power Clamps	1324638	TUNKERS	TUN.1324638

Parts list

F01_001

Device tag	Quantity	Designation	Type number	Supplier	Part number
=V3UQ52UQ6.4-BGS/R	1	Inductive sensor Monitoring Kit for Power Clamps	1324638	TUNKERS	TUN.1324638

Parts list

F01_001

Device tag	Quantity	Designation	Type number	Supplier	Part number
=V3UQ52UQ6.5-BGS/R	1	Inductive sensor Monitoring Kit for Power Clamps	1324638	TUNKERS	TUN.1324638

Parts list

F01_001

Device tag	Quantity	Designation	Type number	Supplier	Part number
=V3UQ52UQ6.6-BGS/R	1	Inductive sensor Monitoring Kit for Power Clamps	1324638	TUNKERS	TUN.1324638

Parts list

F01_001

Device tag	Quantity	Designation	Type number	Supplier	Part number
=V4AR181XQ91WC1-XG1	1	Black and white nylon. Cord Diameter: .350-1.150 (9-29)	HBL2733	HUB	HUB.HBL2733

+V3UQ52UQ6.6/1

+.AR181XQ92UC01/1

			Date	12/22/2022	Volvo Trucks North America		Valiant TMS	Parts list : HUB.HBL2733 - HUB.HBL2733	Drawing name: =2V06&EFS_EL	=	
			Ed.	KMAFFRE						+ V4AR181XQ91UC01	
			Appr		P6700 Rear Wall - Cell 2V06				Document type: EPB	Project nr: 22-16148	Page 1
Modification	Date	Name	Original		Replacement of	Replaced by	Scale 1:1				1460

Parts list

F01_001

Device tag	Quantity	Designation	Type number	Supplier	Part number
=V4AR181XQ92WC1-XG1	1	Black and white nylon. Cord Diameter: .350-1.150 (9-29)	HBL2733	HUB	HUB.HBL2733

+.AR181XQ91UC01/1

+.AR181XQ93UC01/1

			Date	12/22/2022	Volvo Trucks North America		Valiant TMS	Parts list : HUB.HBL2733 - HUB.HBL2733	Drawing name: =2V06&EFS_EL	=	
			Ed.	KMAFFRE						+ V4AR181XQ92UC01	
			Appr		P6700 Rear Wall - Cell 2V06				Document type: EPB	Project nr: 22-16148	Page 1
Modification	Date	Name	Original		Replacement of	Replaced by	Scale 1:1				1460

Parts list

F01_001

Device tag	Quantity	Designation	Type number	Supplier	Part number
=V4AR181XQ93WC1-XG1	1	Surface socket-outlet		ABB	ABB.2CMA193115R1000

+.AR181XQ92UC01/1

+.FQ1/1

			Date	10/21/2022	Volvo Trucks North America		Valiant TMS	Parts list : ABB.2CMA193115R1000 - ABB.2CMA193115R1000	Drawing name: =2V06&EFS_EL	=	
			Ed.	MKLEPADLO						+ V4AR181XQ93UC01	
			Appr		P6700 Rear Wall - Cell 2V06		Scale 1:1		Document type: EPB	Project nr: 22-16148	Page 1
Modification	Date	Name	Original		Replacement of	Replaced by					1460

Parts list

F01_001

Device tag	Quantity	Designation	Type number	Supplier	Part number
=V4FQ1-BG01	1	MAGNETIC SAFETY SWITCH	SI-MAGB3SM		BAN.807137
=V4FQ1-BG01	1	CODED MAGNET	SI-MAGB3MM		BAN.807134
=V4FQ1-BG02	1	Magnetic Safety Switches	SI-MAGB1SM		BAN.807128
=V4FQ1-BG02	1	Coded Magnet	SI-MAGB1MM		BAN.807144
=V4FQ1-BG03	1	MAGNETIC SAFETY SWITCH	SI-MAGB3SM		BAN.807137
=V4FQ1-BG03	1	CODED MAGNET	SI-MAGB3MM		BAN.807134
=V4FQ1-BG04	1	MAGNETIC SAFETY SWITCH	SI-MAGB3SM		BAN.807137
=V4FQ1-BG04	1	CODED MAGNET	SI-MAGB3MM		BAN.807134

Parts list

F01_001

Device tag	Quantity	Designation	Type number	Supplier	Part number
=V4GL11WC1-Q1	1	DISCONNECT	EM3BMHANQ4SDCG10	E-M	E-M.EM3BMHANQ4SDCG10

+.FQ1/1

+.LB1/1

			Date	12/16/2022	Volvo Trucks North America	Valiant TMS	Parts list : E-M.EM3BMHANQ4SDCG10 - E-M.EM3BMHANQ4SDCG10	Drawing name:	=	
			Ed.	MKLEPADLO					+ V4GL11UC01	
			Appr		P6700 Rear Wall - Cell 2V06			Document type: EPB	Project nr: 22-16148	Page 1
Modification	Date	Name	Original		Replacement of / Replaced by	Scale 1:1				1460

Parts list

F01_001

Device tag	Quantity	Designation	Type number	Supplier	Part number
=V4LB1BG0-BG01	1	MAGNETIC SAFETY SWITCH	SI-MAGB3SMQD		BAN.807135
=V4LB1BG0-BG02	1	MAGNETIC SAFETY SWITCH	SI-MAGB3SMQD		BAN.807135
=V4LB1BG0-BG03	1	SLM SERIES RUGGED METAL SLOT SENSOR	SLM30B6QPMA		BAN.75028
=V4LB1BG0-BG04	1	SLM SERIES RUGGED METAL SLOT SENSOR	SLM30B6QPMA		BAN.75028
=V4LB1BG0-BG05	1	SLM SERIES RUGGED METAL SLOT SENSOR	SLM30B6QPMA		BAN.75028
=V4LB1BG0-BG06	1	SLM SERIES RUGGED METAL SLOT SENSOR	SLM30B6QPMA		BAN.75028
=V4LB1BG0-BG07	1	SLM SERIES RUGGED METAL SLOT SENSOR	SLM30B6QPMA		BAN.75028
=V4LB1BG0-BG08	1	SLM SERIES RUGGED METAL SLOT SENSOR	SLM30B6QPMA		BAN.75028
=V4LB1KF1-KF1.11	1	MVK-MPNIO DIO16 IRT 7/8" 5pin	MVK-MPNIO DIO16	MURR	MURR.55530

+.GL11UC01/1

+.LB1KF2/1

			Date	10/21/2022	Volvo Trucks North America		Valiant TMS	Parts list : BAN.807135 - MURR.55530	Drawing name: =2V06&EFS_EL	=	
			Ed.	MKLEPADLO						+ V4LB1	
			Appr		P6700 Rear Wall - Cell 2V06				Document type: EPB	Project nr: 22-16148	Page 1
Modification	Date	Name	Original		Replacement of	Replaced by	Scale 1:1				1460

Parts list

F01_001

Device tag	Quantity	Designation	Type number	Supplier	Part number
=V4LB1KF2-KF2.11	1	SINAMICS G120D CONTROL UNIT CU250D-2 PN-F	6SL3546-0FB21-1FA0	SIE	SIE.6SL3546-0FB21-1FA0
=V4LB1KF2-KF2.11	1	SD-Card Empty 6SL3054-4AG00-2AA0	6SL3054-4AG00-2AA0	SIE	SIE.6SL3054-4AG00-2AA0
=V4LB1KF2-XD1	1	MALE 5-PIN M12 FIELD ATTACHABLE CONNECTOR	FW-ERSPM0526-SA-P-0408	TURCK	TUR.FW-ERSPM0526-SA-P-0408

+V4LB1/1

+.LB1UC01/1

			Date	12/22/2022	Volvo Trucks North America	Valiant TMS	Parts list : SIE.6SL3546-0FB21-1FA0 - TUR.FW-ERSPM0526-SA-P-0408	Drawing name: =2V06&EFS_EL	=	
			Ed.	KMAFFRE					+ V4LB1KF2	
			Appr		P6700 Rear Wall - Cell 2V06	Scale 1:1		Document type: EPB	Project nr: 22-16148	Page 1
Modification	Date	Name	Original		Replacement of	Replaced by				1460

Parts list

F01_001

Device tag	Quantity	Designation	Type number	Supplier	Part number
=V4LB1-NB1	1	SINAMICS G120D POWER MODULE PM250D 1,5KW	6SL3525-0PE21-5AA1	SIEMENS	SIE.6SL3525-0PE21-5AA1
=V4LB1WC1-Q1	1				EM.EM3BMHANQ4SDCG10

+.LB1KF2/1

+.UC46/1

			Date	12/16/2022	Volvo Trucks North America	Valiant TMS	Parts list : SIE.6SL3525-0PE21-5AA1 - EM.EM3BMHANQ4SDCG10	Drawing name: =2V06&EFS_EL	=	
			Ed.	MKLEPADLO					+ V4LB1UC01	
			Appr		P6700 Rear Wall - Cell 2V06	Scale 1:1		Document type: EPB	Project nr: 22-16148	Page 1
Modification	Date	Name	Original		Replacement of / Replaced by					1460

Parts list

F01_001

Device tag	Quantity	Designation	Type number	Supplier	Part number
=V4KF1-KF46	1				SIE.6ES7155-6AA01-0BN0_subassembly
=V4KF1-KF46	1	ET200SP, SERVERMODULE	6ES7193-6PA00-0AA0		SIE.6ES7193-6PA00-0AA0
=V4KF1-KF46.11	1	ET 200SP, DI 16x 24V DC ST, PU 1	6ES7131-6BH01-0BA0	SIE	SIE.6ES7131-6BH01-0BA0
=V4KF1-KF46.11	1	BASEUNIT TYPE A0, BU15-P16+A0+2D	6ES7193-6BP00-0DA0	SIE	SIE.6ES7193-6BP00-0DA0
=V4KF1-KF46.41	1	ET 200SP, El-Mod., F-DQ 4xDC 24V/2A	6ES7136-6DB00-0CA0		SIE.6ES7136-6DB00-0CA0
=V4KF1-KF46.41	1	BASEUNIT TYPE A0, BU15-P16+A0+2D	6ES7193-6BP00-0DA0	SIE	SIE.6ES7193-6BP00-0DA0
=V4KF1-KF46.51	1	ET 200SP, F-RQ 1x24VDC/24..230VAC/5A ST	6ES7136-6RA00-0BF0		SIE.6ES7136-6RA00-0BF0
=V4KF1-KF46.51	1	BASEUNIT TYPE F0, BU20-P8+A4+0B	6ES7193-6BP20-0BF0	SIE	SIE.6ES7193-6BP20-0BF0
=V4KF1-KF46.52	1	ET 200SP, F-RQ 1x24VDC/24..230VAC/5A ST	6ES7136-6RA00-0BF0		SIE.6ES7136-6RA00-0BF0
=V4KF1-KF46.52	1	BASEUNIT TYPE F0, BU20-P8+A4+0B	6ES7193-6BP20-0BF0	SIE	SIE.6ES7193-6BP20-0BF0
=V4KF1-KF46.53	1	ET 200SP, F-RQ 1x24VDC/24..230VAC/5A ST	6ES7136-6RA00-0BF0		SIE.6ES7136-6RA00-0BF0
=V4KF1-KF46.53	1	BASEUNIT TYPE F0, BU20-P8+A4+0B	6ES7193-6BP20-0BF0	SIE	SIE.6ES7193-6BP20-0BF0
=V4KF1-KF46.54	1	ET 200SP, F-RQ 1x24VDC/24..230VAC/5A ST	6ES7136-6RA00-0BF0		SIE.6ES7136-6RA00-0BF0
=V4KF1-KF46.54	1	BASEUNIT TYPE F0, BU20-P8+A4+0B	6ES7193-6BP20-0BF0	SIE	SIE.6ES7193-6BP20-0BF0
=V4KF1-KF100.46	1	SCALANCE XC208	6GK5208-0BA00-2AC2	SIE	SIE.6GK5208-0BA00-2AC2
=V4KF1-KF100.46-P1	1	Profinet cable - RJ45 plug to M12 Female receptacle; 1m long	RJ45S FKSDED 423-1M	TURCK	TUR.RJ45S FKSDED 423-1M
=V4KF1-KF100.46-P3	1	Profinet cable - RJ45 plug to M12 Female receptacle; 1m long	RJ45S FKSDED 423-1M	TURCK	TUR.RJ45S FKSDED 423-1M
=V4KF1-KF100.46-P4	1	Profinet cable - RJ45 plug to M12 Female receptacle; 1m long	RJ45S FKSDED 423-1M	TURCK	TUR.RJ45S FKSDED 423-1M
=V4KF1-KF100.46-P5	1	Profinet cable - RJ45 plug to M12 Female receptacle; 1m long	RJ45S FKSDED 423-1M	TURCK	TUR.RJ45S FKSDED 423-1M
=V4KF1-KF100.46-P6	1	Profinet cable - RJ45 plug to M12 Female receptacle; 1m long	RJ45S FKSDED 423-1M	TURCK	TUR.RJ45S FKSDED 423-1M
=V4KF1-UC01	1	Compact enclosure AX	AX.1050000		RIT.1050000
=V4UC46-M1	1	Ground bar kit, 5 positions.	ECGB5	SIE	US2.ECGB5
=V4UC46-M1	1	Wiring Duct Covers, PVC	C1.5LG6	PAN	PAN.C1.5LG6
=V4UC46-M1	1	Wiring Duct Covers, PVC	C2LG6	PAN	PAN.C2LG6
=V4UC46-M1	1	Wide Slotted Wiring Duct, PVC	G1.5X4LG6	PAN	PAN.G1.5X4LG6
=V4UC46-M1	1	Wide Slotted Wiring Duct, PVC	G2X4LG6	PAN	PAN.G2X4LG6
=V4UC46-M1	1	STAND.SECTIONAL RAIL 35MM, LENGTH 483MM	6ES5710-8MA11	Siemens AG	SIE.6ES5710-8MA11
=V4WC3-FC1	1	Miniature Circuit Breaker - SU200 M - 1P - C - 10 A	SU201M-C10	ABB	ABB.2CDS271337R0104
=V4WC3-FC1	1	S2C-H6RU - Auxiliary Contact	S2C-H6RU	ABB	ABB.2CDS200914R0001
=V4WC3-XD1	1	RECEPTACLE MINI 3P MALE 1M	RSF 36-1M W/LN	TURCK	TUR.RSF 36-1M W/LN
=V4WC4-FC11	1	SITOP PSE200U	6EP1961-2BA41	SIE	SIE.6EP1961-2BA41
=V4WC4-TA1	1	SITOP PSU6200 1ph 24 V/20 A	6EP3336-7SB00-3AX0		SIE.6EP3336-7SB00-3AX0
=V4WC4-XD51	1	RECEPTACLE MINI 5P FEMALE 1M	RKF 50-1M/NPT	TURCK	TUR.RKF 50-1M/NPT
=V4WC4-XD52	1	RECEPTACLE MINI 5P FEMALE 1M	RKF 50-1M/NPT	TURCK	TUR.RKF 50-1M/NPT
=V4WC4-XD53	1	RECEPTACLE MINI 5P FEMALE 1M	RKF 50-1M/NPT	TURCK	TUR.RKF 50-1M/NPT
=V4WC4-XD54	1	RECEPTACLE MINI 5P FEMALE 1M	RKF 50-1M/NPT	TURCK	TUR.RKF 50-1M/NPT

Parts list

F01_001

Device tag	Quantity	Designation	Type number	Supplier	Part number
=V4PZ1PF1-PF1	1	Signaling column connection element for pipe mounting incl. end cover and seal	8WD4408-0AA	SIE	SIE.8WD4408-0AA
=V4PZ1PF1-PF1	1	Tube with foot, tube length 100 mm, accessory for signaling columns 8WD44, D=70 mm	8WD4308-0DA	SIEMENS	SIE.8WD4308-0DA
=V4PZ1PF1-PF1	1	Signaling column multifunctional siren element different sounds can be set 24 V	8WD4420-0EA2		SIE.8WD4420-0EA2
=V4PZ1PF1-PF1	1	Signaling column continuous light element LED red, 24 V AC/DC	8WD4420-5AB	SIE	SIE.8WD4420-5AB
=V4PZ1PF1-PF1	1	Signaling column continuous light element LED green, 24 V AC/DC	8WD4420-5AC	SIE	SIE.8WD4420-5AC
=V4PZ1PF1-PF1	1	Signaling column continuous light element LED yellow, 24 V AC/DC	8WD4420-5AD	SIE	SIE.8WD4420-5AD
=V4PZ1PF1-UC01	1	Small enclosures KX	KX.1574000		RIT.1574000
=V4PZ1PF1-XD1	1	RECEPTACLE 1-1/8" MINIFAST 10P MALE 2M	RSF 106-2M/14.5/NPT/CS16486	TURCK	TUR.RSF 106-2M/14.5/NPT/CS16486

+.UC46/1

+.UC91/1

			Date	12/22/2022	Volvo Trucks North America	Valiant TMS	Parts list : SIE.8WD4408-0AA - TUR.RSF 106-2M/14.5/NPT/CS16486	Drawing name:	=
			Ed.	KMAFFRE	P6700 Rear Wall - Cell 2V06				+ V4UC61
			Appr					Document type: EPB	Project nr: 22-16148
Modification	Date	Name	Original		Replacement of / Replaced by	Scale 1:1			Page 1 / 1460

Parts list

F01_001

Device tag	Quantity	Designation	Type number	Supplier	Part number
=V4SF0SF1-SF1	1	PUSHBUTTON CP1-10Y-20	CP1-10Y-20	ABB	ABB.1SFA619100R1023
=V4SF0SF1-XD1	1	RECEPTACLE M12 4P MALE 0.15M	REC M12 4P M 0.15M	TURCK	TUR.FS 4.4-0.15/14.5/NPT/S613

+.UC61/1

+.WR1/1

			Date	12/22/2022	Volvo Trucks North America		Valiant TMS	Parts list : ABB.1SFA619100R1023 - TUR.FS 4.4-0.15/14.5/NPT/S613	Drawing name:	=	
			Ed.	KMAFFRE						+ V4UC91	
			Appr		P6700 Rear Wall - Cell 2V06		Scale 1:1		Document type: EPB	Project nr: 22-16148	Page 1
Modification	Date	Name	Original		Replacement of	Replaced by					1460

Parts list

F01_001

Device tag	Quantity	Designation	Type number	Supplier	Part number
=V4WR1BG0-BG01	1	Inductive slot sensor	SJ15-E2-V1-Y40122	P+F	P+F.SJ15-E2-V1-Y40122
=V4WR1BG0-BG02	0	Inductive sensor With WeldGuard™ coating	BI20U-CA40-AP6X2-H1141/S1590W/BS2.1	TURCK	TUR.BI20U-CA40-AP6X2-H1141/S1590W/BS2.1
=V4WR1BG0-BG03	0	Inductive sensor With WeldGuard™ coating	BI20U-CA40-AP6X2-H1141/S1590W/BS2.1	TURCK	TUR.BI20U-CA40-AP6X2-H1141/S1590W/BS2.1
=V4WR1BG0-BG04	0	Inductive sensor With WeldGuard™ coating	BI20U-CA40-AP6X2-H1141/S1590W/BS2.1	TURCK	TUR.BI20U-CA40-AP6X2-H1141/S1590W/BS2.1
=V4WR1BG0-BG05	0	Inductive sensor With WeldGuard™ coating	BI20U-CA40-AP6X2-H1141/S1590W/BS2.1	TURCK	TUR.BI20U-CA40-AP6X2-H1141/S1590W/BS2.1
=V4WR1KF1-KF1.11	1	Field bus, decentralized peripheral - digital I/O module	MVK-MPNIO F DI16/8 7/8" IRT		MURR.55556
=V4WR1KF1-XD1	1	MALE 5-PIN M12 FIELD ATTACHABLE CONNECTOR	FW-ERSPM0526-SA-P-0408	TURCK	TUR.FW-ERSPM0526-SA-P-0408
=V4WR1KF1-XD2	1	MALE 5-PIN M12 FIELD ATTACHABLE CONNECTOR	FW-ERSPM0526-SA-P-0408	TURCK	TUR.FW-ERSPM0526-SA-P-0408
=V4WR1KF1-XD3	1	MALE 5-PIN M12 FIELD ATTACHABLE CONNECTOR	FW-ERSPM0526-SA-P-0408	TURCK	TUR.FW-ERSPM0526-SA-P-0408

Parts list

F01_001

Device tag	Quantity	Designation	Type number	Supplier	Part number
=V4WR1UQ51BG0-BG01	1	Inductive sensor	BI20U-CA40-AP6X2-H1141/S1590 W/BS2.0	Turck	TUR.1627297
=V4WR1UQ51BG0-BG02	1	Inductive sensor	BI20U-CA40-AP6X2-H1141/S1590 W/BS2.0	Turck	TUR.1627297
=V4WR1UQ51BG0-XG1/2	1	Y splitter	U2-30676	TURCK	TUR.VB2-FSM 4.4/2FKM 4/S3450
=V4WR1UQ51KF1-KF1	0	Bus node	CPX-FB33	FES	FES.548755
=V4WR1UQ51KF1-KF1	0	Interlinking block	CPX-M-GE-EV-S-7/8-5POL	FES	FES.550208
=V4WR1UQ51KF1-KF1.11	0	Manifold block	CPX-M-AB-8-M12X2-5POL	FES	FES.549335
=V4WR1UQ51KF1-KF1.12	0	Manifold block	CPX-M-AB-8-M12X2-5POL	FES	FES.549335

+V4WR1/1

+.WR1UQ51UQ1.1/1

			Date	10/21/2022	Volvo Trucks North America	Valiant TMS	Parts list : TUR.1627297 - FES.549335	Drawing name: =2V06&EFS_EL	=	
			Ed.	MKLEPADLO					+ V4WR1UQ51	
			Appr		P6700 Rear Wall - Cell 2V06			Document type: EPB	Project nr: 22-16148	Page 1
Modification	Date	Name	Original		Replacement of / Replaced by	Scale 1:1				1460

Parts list

F01_001

Device tag	Quantity	Designation	Type number	Supplier	Part number
=V4WR1UQ51UQ1.1-BGS/R	1	Inductive sensor Monitoring Kit for Power Clamps	1324638	TUNKERS	TUN.1324638

Parts list

F01_001

Device tag	Quantity	Designation	Type number	Supplier	Part number
=V4WR1UQ51UQ1.2-BGS/R	1	Inductive sensor Monitoring Kit for Power Clamps	1324638	TUNKERS	TUN.1324638

+.WR1UQ51UQ1.1/1

+.WR1UQ51UQ1.3/1

			Date	10/21/2022	Volvo Trucks North America		Valiant TMS	Parts list : TUN.1324638 - TUN.1324638	Drawing name: =2V06&EFS_EL	=	
			Ed.	MKLEPADLO						+ V4WR1UQ51UQ1.2	
			Appr		P6700 Rear Wall - Cell 2V06				Document type: EPB	Project nr: 22-16148	Page 1
Modification	Date	Name	Original		Replacement of	Replaced by	Scale 1:1				1460

Parts list

F01_001

Device tag	Quantity	Designation	Type number	Supplier	Part number
=V4WR1UQ51UQ1.3-BGS/R	1	Inductive sensor Monitoring Kit for Power Clamps	1324638	TUNKERS	TUN.1324638

+.WR1UQ51UQ1.2/1

+.WR1UQ51UQ1.4/1

			Date	10/21/2022	Volvo Trucks North America		Valiant TMS	Parts list : TUN.1324638 - TUN.1324638	Drawing name: =2V06&EFS_EL	=	
			Ed.	MKLEPADLO						+ V4WR1UQ51UQ1.3	
			Appr		P6700 Rear Wall - Cell 2V06				Document type: EPB	Project nr: 22-16148	Page 1
Modification	Date	Name	Original		Replacement of	Replaced by	Scale 1:1				1460

Parts list

F01_001

Device tag	Quantity	Designation	Type number	Supplier	Part number
=V4WR1UQ51UQ1.4-BGS/R	1	Inductive sensor Monitoring Kit for Power Clamps	1324638	TUNKERS	TUN.1324638

+.WR1UQ51UQ1.3/1

+.WR1UQ51UQ1.5/1

			Date	10/21/2022	Volvo Trucks North America		Valiant TMS	Parts list : TUN.1324638 - TUN.1324638	Drawing name: =2V06&EFS_EL	=	
			Ed.	MKLEPADLO						+ V4WR1UQ51UQ1.4	
			Appr		P6700 Rear Wall - Cell 2V06				Document type: EPB	Project nr: 22-16148	Page 1
Modification	Date	Name	Original		Replacement of	Replaced by	Scale 1:1				1460

Parts list

F01_001

Device tag	Quantity	Designation	Type number	Supplier	Part number
=V4WR1UQ51UQ1.5-BGS/R	1	Inductive sensor Monitoring Kit for Power Clamps	1324638	TUNKERS	TUN.1324638

+.WR1UQ51UQ1.4/1

+.WR1UQ51UQ1.6/1

			Date	10/21/2022	Volvo Trucks North America		Valiant TMS	Parts list : TUN.1324638 - TUN.1324638	Drawing name: =2V06&EFS_EL	=	
			Ed.	MKLEPADLO						+ V4WR1UQ51UQ1.5	
			Appr		P6700 Rear Wall - Cell 2V06				Document type: EPB	Project nr: 22-16148	Page 1
Modification	Date	Name	Original		Replacement of	Replaced by	Scale 1:1				1460

Parts list

F01_001

Device tag	Quantity	Designation	Type number	Supplier	Part number
=V4WR1UQ51UQ1.6-BGS/R	1	Inductive sensor Monitoring Kit for Power Clamps	1324638	TUNKERS	TUN.1324638

+.WR1UQ51UQ1.5/1

+.WR1UQ51UQ2.1/1

			Date	10/21/2022	Volvo Trucks North America		Valiant TMS	Parts list : TUN.1324638 - TUN.1324638	Drawing name: =2V06&EFS_EL	=	
			Ed.	MKLEPADLO						+ V4WR1UQ51UQ1.6	
			Appr		P6700 Rear Wall - Cell 2V06				Document type: EPB	Project nr: 22-16148	Page 1
Modification	Date	Name	Original		Replacement of	Replaced by	Scale 1:1				1460

Parts list

F01_001

Device tag	Quantity	Designation	Type number	Supplier	Part number
=V4WR1UQ51UQ2.1-BGS/R	1	Inductive sensor Monitoring Kit for Power Clamps	1324638	TUNKERS	TUN.1324638

+.WR1UQ51UQ1.6/1

+.WR1UQ51UQ2.2/1

			Date	10/21/2022	Volvo Trucks North America		Valiant TMS	Parts list : TUN.1324638 - TUN.1324638	Drawing name: =2V06&EFS_EL	=	
			Ed.	MKLEPADLO						+ V4WR1UQ51UQ2.1	
			Appr		P6700 Rear Wall - Cell 2V06				Document type: EPB	Project nr: 22-16148	Page 1
Modification	Date	Name	Original		Replacement of	Replaced by	Scale 1:1				1460

Parts list

F01_001

Device tag	Quantity	Designation	Type number	Supplier	Part number
=V4WR1UQ51UQ2.2-BGS/R	1	Inductive sensor Monitoring Kit for Power Clamps	1324638	TUNKERS	TUN.1324638

+.WR1UQ51UQ2.1/1

+.WR1UQ51UQ2.3/1

			Date	10/21/2022	Volvo Trucks North America		Valiant TMS	Parts list : TUN.1324638 - TUN.1324638	Drawing name: =2V06&EFS_EL	=	
			Ed.	MKLEPADLO						+ V4WR1UQ51UQ2.2	
			Appr		P6700 Rear Wall - Cell 2V06				Document type: EPB	Project nr: 22-16148	Page 1
Modification	Date	Name	Original		Replacement of	Replaced by	Scale 1:1				1460

Parts list

F01_001

Device tag	Quantity	Designation	Type number	Supplier	Part number
=V4WR1UQ51UQ2.3-BGS/R	1	Inductive sensor Monitoring Kit for Power Clamps	1324638	TUNKERS	TUN.1324638

+.WR1UQ51UQ2.2/1

+.WR1UQ51UQ2.4/1

			Date	10/21/2022	Volvo Trucks North America		Valiant TMS	Parts list : TUN.1324638 - TUN.1324638	Drawing name: =2V06&EFS_EL	=	
			Ed.	MKLEPADLO						+ V4WR1UQ51UQ2.3	
			Appr		P6700 Rear Wall - Cell 2V06				Document type: EPB	Project nr: 22-16148	Page 1
Modification	Date	Name	Original		Replacement of	Replaced by	Scale 1:1				1460

Parts list

F01_001

Device tag	Quantity	Designation	Type number	Supplier	Part number
=V4WR1UQ51UQ2.4-BGS/R	1	Inductive sensor Monitoring Kit for Power Clamps	1324638	TUNKERS	TUN.1324638

+.WR1UQ51UQ2.3/1

+.WR1UQ51UQ2.5/1

			Date	10/21/2022	Volvo Trucks North America		Valiant TMS	Parts list : TUN.1324638 - TUN.1324638	Drawing name: =2V06&EFS_EL	=	
			Ed.	MKLEPADLO						+ V4WR1UQ51UQ2.4	
			Appr		P6700 Rear Wall - Cell 2V06				Document type: EPB	Project nr: 22-16148	Page 1
Modification	Date	Name	Original		Replacement of	Replaced by	Scale 1:1				1460

Parts list

F01_001

Device tag	Quantity	Designation	Type number	Supplier	Part number
=V4WR1UQ51UQ2.5-BGS/R	1	Inductive sensor Monitoring Kit for Power Clamps	1324638	TUNKERS	TUN.1324638

Parts list

F01_001

Device tag	Quantity	Designation	Type number	Supplier	Part number
=V4WR1UQ51UQ2.6-BGS/R	1	Inductive sensor Monitoring Kit for Power Clamps	1324638	TUNKERS	TUN.1324638

+.WR1UQ51UQ2.5/1

+.WR1UQ52/1

			Date	10/21/2022	Volvo Trucks North America		Valiant TMS	Parts list : TUN.1324638 - TUN.1324638	Drawing name: =2V06&EFS_EL	=	
			Ed.	MKLEPADLO						+ V4WR1UQ51UQ2.6	
			Appr		P6700 Rear Wall - Cell 2V06				Document type: EPB	Project nr: 22-16148	Page 1
Modification	Date	Name	Original		Replacement of	Replaced by	Scale 1:1				1460

Parts list

F01_001

Device tag	Quantity	Designation	Type number	Supplier	Part number
=V4WR1UQ52BG0-BG01	1	Inductive sensor	BI20U-CA40-AP6X2-H1141/S1590 W/BS2.0	Turck	TUR.1627297
=V4WR1UQ52BG0-BG02	1	Inductive sensor	BI20U-CA40-AP6X2-H1141/S1590 W/BS2.0	Turck	TUR.1627297
=V4WR1UQ52BG0-XG1/2	1	Y splitter	U2-30676	TURCK	TUR.VB2-FSM 4.4/2FKM 4/S3450
=V4WR1UQ52KF1-KF1	0	Bus node	CPX-FB33	FES	FES.548755
=V4WR1UQ52KF1-KF1	0	Interlinking block	CPX-M-GE-EV-S-7/8-5POL	FES	FES.550208
=V4WR1UQ52KF1-KF1.11	0	Manifold block	CPX-M-AB-8-M12X2-5POL	FES	FES.549335
=V4WR1UQ52KF1-KF1.12	0	Manifold block	CPX-M-AB-8-M12X2-5POL	FES	FES.549335

+.WR1UQ51UQ2.6/1

+.WR1UQ52UQ1.1/1

			Date	10/21/2022	Volvo Trucks North America		Valiant TMS	Parts list : TUR.1627297 - FES.549335	Drawing name: =2V06&EFS_EL	=	
			Ed.	MKLEPADLO						+ V4WR1UQ52	
			Appr		P6700 Rear Wall - Cell 2V06				Document type: EPB	Project nr: 22-16148	Page 1
Modification	Date	Name	Original		Replacement of	Replaced by	Scale 1:1				1460

Parts list

F01_001

Device tag	Quantity	Designation	Type number	Supplier	Part number
=V4WR1UQ52UQ1.1-BGS/R	1	Inductive sensor Monitoring Kit for Power Clamps	1324638	TUNKERS	TUN.1324638

+V4WR1UQ52/1

+.WR1UQ52UQ1.2/1

			Date	10/21/2022	Volvo Trucks North America		Valiant TMS	Parts list : TUN.1324638 - TUN.1324638	Drawing name: =2V06&EFS_EL	=	
			Ed.	MKLEPADLO						+ V4WR1UQ52UQ1.1	
			Appr		P6700 Rear Wall - Cell 2V06				Document type: EPB	Project nr: 22-16148	Page 1
Modification	Date	Name	Original		Replacement of	Replaced by	Scale 1:1				1460

Parts list

F01_001

Device tag	Quantity	Designation	Type number	Supplier	Part number
=V4WR1UQ52UQ1.2-BGS/R	1	Inductive sensor Monitoring Kit for Power Clamps	1324638	TUNKERS	TUN.1324638

+.WR1UQ52UQ1.1/1

+.WR1UQ52UQ1.3/1

			Date	10/21/2022	Volvo Trucks North America		Valiant TMS	Parts list : TUN.1324638 - TUN.1324638	Drawing name: =2V06&EFS_EL	=	
			Ed.	MKLEPADLO						+ V4WR1UQ52UQ1.2	
			Appr		P6700 Rear Wall - Cell 2V06				Document type: EPB	Project nr: 22-16148	Page 1
Modification	Date	Name	Original		Replacement of	Replaced by	Scale 1:1				1460

Parts list

F01_001

Device tag	Quantity	Designation	Type number	Supplier	Part number
=V4WR1UQ52UQ1.3-BGS/R	1	Inductive sensor Monitoring Kit for Power Clamps	1324638	TUNKERS	TUN.1324638

+.WR1UQ52UQ1.2/1

+.WR1UQ52UQ1.4/1

			Date	10/21/2022	Volvo Trucks North America		Valiant TMS	Parts list : TUN.1324638 - TUN.1324638	Drawing name: =2V06&EFS_EL	=	
			Ed.	MKLEPADLO						+ V4WR1UQ52UQ1.3	
			Appr		P6700 Rear Wall - Cell 2V06				Document type: EPB	Project nr: 22-16148	Page 1
Modification	Date	Name	Original		Replacement of	Replaced by	Scale 1:1				1460

Parts list

F01_001

Device tag	Quantity	Designation	Type number	Supplier	Part number
=V4WR1UQ52UQ1.4-BGS/R	1	Inductive sensor Monitoring Kit for Power Clamps	1324638	TUNKERS	TUN.1324638

+.WR1UQ52UQ1.3/1

+.WR1UQ52UQ1.5/1

			Date	10/21/2022	Volvo Trucks North America		Valiant TMS	Parts list : TUN.1324638 - TUN.1324638	Drawing name: =2V06&EFS_EL	=	
			Ed.	MKLEPADLO						+ V4WR1UQ52UQ1.4	
			Appr		P6700 Rear Wall - Cell 2V06				Document type: EPB	Project nr: 22-16148	Page 1
Modification	Date	Name	Original		Replacement of	Replaced by	Scale 1:1				1460

Parts list

F01_001

Device tag	Quantity	Designation	Type number	Supplier	Part number
=V4WR1UQ52UQ1.5-BGS/R	1	Inductive sensor Monitoring Kit for Power Clamps	1324638	TUNKERS	TUN.1324638

+.WR1UQ52UQ1.4/1

+.WR1UQ52UQ1.6/1

			Date	10/21/2022	Volvo Trucks North America		Valiant TMS	Parts list : TUN.1324638 - TUN.1324638	Drawing name: =2V06&EFS_EL	=	
			Ed.	MKLEPADLO						+ V4WR1UQ52UQ1.5	
			Appr		P6700 Rear Wall - Cell 2V06				Document type: EPB	Project nr: 22-16148	Page 1
Modification	Date	Name	Original		Replacement of	Replaced by	Scale 1:1				1460

Parts list

F01_001

Device tag	Quantity	Designation	Type number	Supplier	Part number
=V4WR1UQ52UQ1.6-BGS/R	1	Inductive sensor Monitoring Kit for Power Clamps	1324638	TUNKERS	TUN.1324638

+.WR1UQ52UQ1.5/1

+.WR1UQ52UQ1.7/1

			Date	10/21/2022	Volvo Trucks North America		Valiant TMS	Parts list : TUN.1324638 - TUN.1324638	Drawing name: =2V06&EFS_EL	=	
			Ed.	MKLEPADLO						+ V4WR1UQ52UQ1.6	
			Appr		P6700 Rear Wall - Cell 2V06				Document type: EPB	Project nr: 22-16148	Page 1
Modification	Date	Name	Original		Replacement of	Replaced by	Scale 1:1				1460

Parts list

F01_001

Device tag	Quantity	Designation	Type number	Supplier	Part number
=V4WR1UQ52UQ1.7-BGS/R	1	Inductive sensor Monitoring Kit for Power Clamps	1324638	TUNKERS	TUN.1324638

+.WR1UQ52UQ1.6/1

+.WR1UQ52UQ1.8/1

			Date	10/21/2022	Volvo Trucks North America		Valiant TMS	Parts list : TUN.1324638 - TUN.1324638	Drawing name: =2V06&EFS_EL	=	
			Ed.	MKLEPADLO						+ V4WR1UQ52UQ1.7	
			Appr		P6700 Rear Wall - Cell 2V06				Document type: EPB	Project nr: 22-16148	Page 1
Modification	Date	Name	Original		Replacement of	Replaced by	Scale 1:1				1460

Parts list

F01_001

Device tag	Quantity	Designation	Type number	Supplier	Part number
=V4WR1UQ52UQ1.8-BGS/R	1	Inductive sensor Monitoring Kit for Power Clamps	1324638	TUNKERS	TUN.1324638

+.WR1UQ52UQ1.7/1

&ETT+/1

			Date	10/21/2022	Volvo Trucks North America		Valiant TMS	Parts list : TUN.1324638 - TUN.1324638	Drawing name: =2V06&EFS_EL	=	
			Ed.	MKLEPADLO						+ V4WR1UQ52UQ1.8	
			Appr		P6700 Rear Wall - Cell 2V06				Document type: EPB	Project nr: 22-16148	Page 1
Modification	Date	Name	Original		Replacement of	Replaced by	Scale 1:1				1460

Terminal line-up diagram

F12_001

Part number					
Mounting rail			Strip label	End angle rear	End plate
Terminal					
Part number	Type number	Cross-section	Terminal label	Jumper	Cover

=KF0KF1+UC31-PC1

	DVI	

&EPB+V4WR1UQ52UQ1.8/1

2

			Date	10/21/2022	Volvo Trucks North America	Valiant TMS	Terminal line-up diagram =KF0KF1+UC31-PC1	Drawing name: =2V06&EFS_EL	=	
			Ed.	MKLEPADLO					+	
			Appr		P6700 Rear Wall - Cell 2V06			Document type: ETT	Project nr: 22-16148	Page 1
Modification	Date	Name	Original		Replacement of	Replaced by	Scale 1:1			1460

Terminal line-up diagram

F12_001

Part number					
Mounting rail			Strip label	End angle rear	End plate

Terminal					
Part number	Type number	Cross-section	Terminal label	Jumper	Cover

=KF0KF1+UC31-PH1

DVI

1 3

			Date	10/21/2022	Volvo Trucks North America	Valiant TMS	Terminal line-up diagram =KF0KF1+UC31-PH1	Drawing name: =2V06&EFS_EL	=	
			Ed.	MKLEPADLO					+	
			Appr		P6700 Rear Wall - Cell 2V06			Document type: ETT	Project nr: 22-16148	Page 2
Modification	Date	Name	Original		Replacement of / Replaced by	Scale 1:1				1460

Terminal line-up diagram

F12_001

Part number					
Mounting rail			Strip label	End angle rear	End plate
Terminal					
Part number	Type number	Cross-section	Terminal label	Jumper	Cover
WEI.1608510000	ZDU 2.5	2.5			
WEI.1608740000	ZAP/TW 1				
WEI.9540000000	ZEW 35				
WEI.1608520000	ZDU 2.5 BL	2.5 mm²			
WEI.1608520000	ZDU 2.5 BL	2.5 mm²			

=KF0WC3+UC31-XD1

'	L1	
'	N	
'		
'	PE	
'		

			Date	10/21/2022	Volvo Trucks North America	Valiant TMS	Terminal line-up diagram =KF0WC3+UC31-XD1	Drawing name: =2V06&EFS_EL	=
			Ed.	MKLEPADLO					+
			Appr		P6700 Rear Wall - Cell 2V06			Document type: ETT	Project nr: 22-16148
Modification	Date	Name	Original		Replacement of	Replaced by	Scale 1:1		Page 3 / 1460

Terminal line-up diagram

F12_001

Part number					
Mounting rail			Strip label	End angle rear	End plate
Terminal					
Part number	Type number	Cross-section	Terminal label	Jumper	Cover
WEI.1608510000	ZDU 2.5	2.5			
WEI.1608740000	ZAP/TW 1				
WEI.9540000000	ZEW 35				
WEI.1608520000	ZDU 2.5 BL	2.5 mm²			
WEI.1608520000	ZDU 2.5 BL	2.5 mm²			

=KF0WC3+UC31-XD2

'	1L1	
'	N	
'		
'	PE	
'		

3 5

			Date	10/21/2022	Volvo Trucks North America		Valiant TMS	Terminal line-up diagram =KF0WC3+UC31-XD2	Drawing name:	=
			Ed.	MKLEPADLO						+
			Appr		P6700 Rear Wall - Cell 2V06				Document type:	Project nr:	Page 4
Modification	Date	Name	Original		Replacement of	Replaced by	Scale 1:1		ETT	22-16148	1460

Terminal line-up diagram

F12_001

Part number					
Mounting rail			Strip label	End angle rear	End plate

Terminal					
Part number	Type number	Cross-section	Terminal label	Jumper	Cover
WEI.8731720000	ZTR 2.5/3AN	2.5			
WEI.1608800000	ZAP/TW 3				
WEI.9540000000	ZEW 35				
WEI.8731720000	ZTR 2.5/3AN	2.5			
WEI.8731720000	ZTR 2.5/3AN	2.5			
WEI.8731720000	ZTR 2.5/3AN	2.5			
WEI.8731720000	ZTR 2.5/3AN	2.5			
WEI.8731720000	ZTR 2.5/3AN	2.5			

=KF0WC4+UC31-XD11

	1	
	2	
	3	
	11	
	12	
	13	

			Date	10/21/2022	Volvo Trucks North America	Valiant TMS	Terminal line-up diagram =KF0WC4+UC31-XD11	Drawing name:	=
			Ed.	MKLEPADLO					+
			Appr		P6700 Rear Wall - Cell 2V06			Document type: ETT	Project nr: 22-16148
Modification	Date	Name	Original		Replacement of / Replaced by	Scale 1:1			Page 5 / 1460

Terminal line-up diagram

F12_001

Part number					
Mounting rail			Strip label	End angle rear	End plate
Terminal					
Part number	Type number	Cross-section	Terminal label	Jumper	Cover
WEI.8731720000	ZTR 2.5/3AN	2.5			
WEI.1608800000	ZAP/TW 3				
WEI.9540000000	ZEW 35				
WEI.8731720000	ZTR 2.5/3AN	2.5			
WEI.8731720000	ZTR 2.5/3AN	2.5			
WEI.8731720000	ZTR 2.5/3AN	2.5			
WEI.8731720000	ZTR 2.5/3AN	2.5			
WEI.8731720000	ZTR 2.5/3AN	2.5			
WEI.8731720000	ZTR 2.5/3AN	2.5			
WEI.8731720000	ZTR 2.5/3AN	2.5			

=KF0WC4+UC31-XD12

	1	
	2	
	3	
	4	
	11	
	12	
	13	
	14	

5 7

			Date	10/21/2022	Volvo Trucks North America	Valiant TMS	Terminal line-up diagram =KF0WC4+UC31-XD12	Drawing name:	=	
			Ed.	MKLEPADLO					+	
			Appr		P6700 Rear Wall - Cell 2V06			Document type: ETT	Project nr: 22-16148	Page 6
Modification	Date	Name	Original		Replacement of / Replaced by	Scale 1:1				1460

Terminal line-up diagram

F12_001

Part number					
Mounting rail			Strip label	End angle rear	End plate
Terminal					
Part number	Type number	Cross-section	Terminal label	Jumper	Cover
WEI.8731720000	ZTR 2.5/3AN	2.5			
WEI.1608800000	ZAP/TW 3				
WEI.9540000000	ZEW 35				
WEI.8731720000	ZTR 2.5/3AN	2.5			
WEI.8731720000	ZTR 2.5/3AN	2.5			
WEI.8731720000	ZTR 2.5/3AN	2.5			
WEI.8731720000	ZTR 2.5/3AN	2.5			
WEI.8731720000	ZTR 2.5/3AN	2.5			

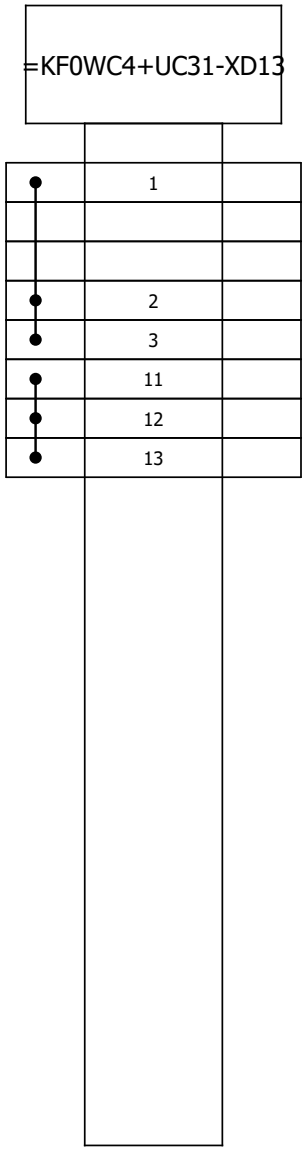

			Date	10/21/2022	Volvo Trucks North America	Valiant TMS	Terminal line-up diagram =KF0WC4+UC31-XD13	Drawing name:	=
			Ed.	MKLEPADLO					+
			Appr		P6700 Rear Wall - Cell 2V06			Document type: ETT	Project nr: 22-16148
Modification	Date	Name	Original		Replacement of	Replaced by	Scale 1:1		Page 7 / 1460

Terminal line-up diagram

F12_001

Part number					
Mounting rail			Strip label	End angle rear	End plate
Terminal					
Part number	Type number	Cross-section	Terminal label	Jumper	Cover
WEI.8731720000	ZTR 2.5/3AN	2.5			
WEI.1608800000	ZAP/TW 3				
WEI.9540000000	ZEW 35				
WEI.8731720000	ZTR 2.5/3AN	2.5			
WEI.8731720000	ZTR 2.5/3AN	2.5			
WEI.8731720000	ZTR 2.5/3AN	2.5			
WEI.8731720000	ZTR 2.5/3AN	2.5			
WEI.8731720000	ZTR 2.5/3AN	2.5			
WEI.8731720000	ZTR 2.5/3AN	2.5			
WEI.8731720000	ZTR 2.5/3AN	2.5			

=KF0WC4+UC31-XD14

	1	
	2	
	3	
	4	
	11	
	12	
	13	
	14	

7

9

			Date	10/21/2022	Volvo Trucks North America		Valiant TMS	Terminal line-up diagram =KF0WC4+UC31-XD14	Drawing name:	=
			Ed.	MKLEPADLO						+
			Appr		P6700 Rear Wall - Cell 2V06				Document type: ETT	Project nr: 22-16148
Modification	Date	Name	Original		Replacement of	Replaced by	Scale 1:1			Page 8 / 1460

Terminal line-up diagram

F12_001

Part number					
Mounting rail			Strip label	End angle rear	End plate
Terminal					
Part number	Type number	Cross-section	Terminal label	Jumper	Cover

=V1WC1+V1UC11-PE

'	PE	

8

10

			Date	10/21/2022	Volvo Trucks North America	Valiant TMS	Terminal line-up diagram =V1WC1+V1UC11-PE	Drawing name:	=	
			Ed.	MKLEPADLO					+	
			Appr		P6700 Rear Wall - Cell 2V06			Document type:	Project nr:	Page 9
Modification	Date	Name	Original		Replacement of / Replaced by	Scale 1:1		ETT	22-16148	1460

Terminal line-up diagram

F12_001

Part number					
Mounting rail			Strip label	End angle rear	End plate
Terminal					
Part number	Type number	Cross-section	Terminal label	Jumper	Cover
1SNK705012R0000	ZK2.5-4P	2.5			
1SNK705012R0000	ZK2.5-4P	2.5			
1SNK705012R0000	ZK2.5-4P	2.5			
1SNK705012R0000	ZK2.5-4P	2.5			
1SNK705012R0000	ZK2.5-4P	2.5			
1SNK705012R0000	ZK2.5-4P	2.5			
1SNK705012R0000	ZK2.5-4P	2.5			
1SNK705012R0000	ZK2.5-4P	2.5			
1SNK705012R0000	ZK2.5-4P	2.5			
1SNK705012R0000	ZK2.5-4P	2.5			
1SNK705012R0000	ZK2.5-4P	2.5			
1SNK705012R0000	ZK2.5-4P	2.5			
1SNK705012R0000	ZK2.5-4P	2.5			
1SNK705012R0000	ZK2.5-4P	2.5			
1SNK705012R0000	ZK2.5-4P	2.5			
1SNK705012R0000	ZK2.5-4P	2.5			
1SNK705012R0000	ZK2.5-4P	2.5			
1SNK705012R0000	ZK2.5-4P	2.5			

=V1WC2+V1UC11-XD1

	1	
	2	
	3	
	4	
	5	
	6	
	7	
	8	
	9	
	10	
	11	
	12	
	13	
	14	
	15	
	16	

			Date	10/21/2022	Volvo Trucks North America		Valiant TMS	Terminal line-up diagram =V1WC2+V1UC11-XD1	Drawing name:	=
			Ed.	MKLEPADLO						+
			Appr		P6700 Rear Wall - Cell 2V06				Document type: ETT	Project nr: 22-16148
Modification	Date	Name	Original		Replacement of	Replaced by	Scale 1:1			Page 10 / 1460

Terminal line-up diagram

F12_001

Part number					
Mounting rail			Strip label	End angle rear	End plate
Terminal					
Part number	Type number	Cross-section	Terminal label	Jumper	Cover
1SNK705012R0000	ZK2.5-4P	2.5			
1SNK705012R0000	ZK2.5-4P	2.5			
1SNK705012R0000	ZK2.5-4P	2.5			
1SNK705012R0000	ZK2.5-4P	2.5			
1SNK705012R0000	ZK2.5-4P	2.5			
1SNK705012R0000	ZK2.5-4P	2.5			
1SNK705012R0000	ZK2.5-4P	2.5			
1SNK705012R0000	ZK2.5-4P	2.5			

=V1WC2+V1UC11-XD2

	1	
	2	
	3	
	4	
	5	
	6	
	7	
	8	

10

12

			Date	10/21/2022	Volvo Trucks North America	Valiant TMS	Terminal line-up diagram =V1WC2+V1UC11-XD2	Drawing name:	=	
			Ed.	MKLEPADLO					+	
			Appr		P6700 Rear Wall - Cell 2V06			Document type: ETT	Project nr: 22-16148	Page 11
Modification	Date	Name	Original		Replacement of / Replaced by	Scale 1:1				1460

Terminal line-up diagram

F12_001

Part number					
Mounting rail			Strip label	End angle rear	End plate
Terminal					
Part number	Type number	Cross-section	Terminal label	Jumper	Cover
WEI.8731720000	ZTR 2.5/3AN	2.5			
WEI.8731720000	ZTR 2.5/3AN	2.5			
WEI.8731720000	ZTR 2.5/3AN	2.5			
WEI.8731720000	ZTR 2.5/3AN	2.5			
WEI.8731720000	ZTR 2.5/3AN	2.5			



			Date	10/21/2022	Volvo Trucks North America	Valiant TMS	Terminal line-up diagram =V1WC2+V1UC11-XD3	Drawing name:	=
			Ed.	MKLEPADLO					+
			Appr		P6700 Rear Wall - Cell 2V06			Document type: ETT	Project nr: 22-16148
Modification	Date	Name	Original		Replacement of / Replaced by	Scale 1:1			Page 12 / 1460

Terminal line-up diagram

F12_001

Part number					
Mounting rail			Strip label	End angle rear	End plate
Terminal					
Part number	Type number	Cross-section	Terminal label	Jumper	Cover
1SNK706012R0000	ZK4-4P	4			
1SNK706012R0000	ZK4-4P	4			
1SNK706012R0000	ZK4-4P	4			
1SNK706012R0000	ZK4-4P	4			

=V1WC3+V1UC11-XD1

'	1	
'	2	
'	3	
'	4	

12 14

			Date	10/21/2022	Volvo Trucks North America	Valiant TMS	Terminal line-up diagram =V1WC3+V1UC11-XD1	Drawing name:	=
			Ed.	MKLEPADLO					+
			Appr		P6700 Rear Wall - Cell 2V06			Document type: ETT	Project nr: 22-16148
Modification	Date	Name	Original		Replacement of	Replaced by	Scale 1:1		Page 13 / 1460

Terminal line-up diagram

F12_001

Part number					
Mounting rail			Strip label	End angle rear	End plate
Terminal					
Part number	Type number	Cross-section	Terminal label	Jumper	Cover
1SNK706012R0000	ZK4-4P	4			
1SNK706012R0000	ZK4-4P	4			
1SNK706012R0000	ZK4-4P	4			
1SNK706012R0000	ZK4-4P	4			
1SNK706012R0000	ZK4-4P	4			
1SNK706012R0000	ZK4-4P	4			
1SNK706012R0000	ZK4-4P	4			
1SNK706012R0000	ZK4-4P	4			
1SNK706012R0000	ZK4-4P	4			
1SNK706012R0000	ZK4-4P	4			
1SNK706012R0000	ZK4-4P	4			
1SNK706012R0000	ZK4-4P	4			

=V1WC3+V1UC11-XD2

'	1	
'	2	
'	3	
'	4	
'	5	
'	6	
'	7	
'	8	
'	9	
'	10	
'	11	
'	12	

13

15

			Date	10/21/2022	Volvo Trucks North America	Valiant TMS	Terminal line-up diagram =V1WC3+V1UC11-XD2	Drawing name:	=	
			Ed.	MKLEPADLO					+	
			Appr		P6700 Rear Wall - Cell 2V06			Document type:	Project nr:	Page 14
Modification	Date	Name	Original		Replacement of	Replaced by	Scale 1:1	ETT	22-16148	1460

Terminal line-up diagram

F12_001

Part number					
Mounting rail			Strip label	End angle rear	End plate
Terminal					
Part number	Type number	Cross-section	Terminal label	Jumper	Cover
1SNK705012R0000	ZK2.5-4P	2.5			
1SNK705012R0000	ZK2.5-4P	2.5			
1SNK705012R0000	ZK2.5-4P	2.5			
1SNK705012R0000	ZK2.5-4P	2.5			
1SNK705012R0000	ZK2.5-4P	2.5			
1SNK705012R0000	ZK2.5-4P	2.5			
1SNK705012R0000	ZK2.5-4P	2.5			
1SNK705012R0000	ZK2.5-4P	2.5			
1SNK705012R0000	ZK2.5-4P	2.5			

=V1WC3+V1UC11-XD3

	1	
	2	
	3	
	4	
	5	
	6	
	7	
	8	
	9	

			Date	10/21/2022	Volvo Trucks North America		Valiant TMS	Terminal line-up diagram =V1WC3+V1UC11-XD3	Drawing name:	=	
			Ed.	MKLEPADLO						+	
			Appr		P6700 Rear Wall - Cell 2V06				Document type:	Project nr:	Page 15
Modification	Date	Name	Original		Replacement of	Replaced by	Scale 1:1		ETT	22-16148	1460

Terminal line-up diagram

F12_001

Part number					
Mounting rail			Strip label	End angle rear	End plate
Terminal					
Part number	Type number	Cross-section	Terminal label	Jumper	Cover
1SNK705012R0000	ZK2.5-4P	2.5			
1SNK705012R0000	ZK2.5-4P	2.5			
1SNK705012R0000	ZK2.5-4P	2.5			
1SNK705012R0000	ZK2.5-4P	2.5			

=V1WC4+V1UC11-KF11.14

'	1	
'	2	
'	3	
'	4	

15

17

			Date	10/21/2022	Volvo Trucks North America		Valiant TMS	Terminal line-up diagram =V1WC4+V1UC11-KF11.14	Drawing name:	=
			Ed.	MKLEPADLO						+
			Appr		P6700 Rear Wall - Cell 2V06				Document type: ETT	Project nr: 22-16148
Modification	Date	Name	Original		Replacement of	Replaced by	Scale 1:1			Page 16 / 1460

Terminal line-up diagram

F12_001

Part number					
Mounting rail			Strip label	End angle rear	End plate
Terminal					
Part number	Type number	Cross-section	Terminal label	Jumper	Cover

=V1WC4+V1UC11-XD5

'	1	

16

18

			Date	10/21/2022	Volvo Trucks North America	Valiant TMS	Terminal line-up diagram =V1WC4+V1UC11-XD5	Drawing name:	=	
			Ed.	MKLEPADLO					+	
			Appr		P6700 Rear Wall - Cell 2V06			Document type:	Project nr:	Page 17
Modification	Date	Name	Original		Replacement of / Replaced by	Scale 1:1		ETT	22-16148	1460

Terminal line-up diagram

F12_001

Part number					
Mounting rail			Strip label	End angle rear	End plate
Terminal					
Part number	Type number	Cross-section	Terminal label	Jumper	Cover

=V1WC4+V1UC11-XD6

'	1	

17

19

			Date	10/21/2022	Volvo Trucks North America		Valiant TMS	Terminal line-up diagram =V1WC4+V1UC11-XD6	Drawing name:	=
			Ed.	MKLEPADLO						+
			Appr		P6700 Rear Wall - Cell 2V06				Document type: ETT	Project nr: 22-16148
Modification	Date	Name	Original		Replacement of	Replaced by	Scale 1:1			Page 18 / 1460

Terminal line-up diagram

F12_001

Part number					
Mounting rail			Strip label	End angle rear	End plate
Terminal					
Part number	Type number	Cross-section	Terminal label	Jumper	Cover
1SNK705012R0000	ZK2.5-4P	2.5			
1SNK705012R0000	ZK2.5-4P	2.5			
1SNK705012R0000	ZK2.5-4P	2.5			
1SNK705012R0000	ZK2.5-4P	2.5			
1SNK705012R0000	ZK2.5-4P	2.5			
1SNK705012R0000	ZK2.5-4P	2.5			
1SNK705012R0000	ZK2.5-4P	2.5			
1SNK705012R0000	ZK2.5-4P	2.5			
1SNK705012R0000	ZK2.5-4P	2.5			
1SNK705012R0000	ZK2.5-4P	2.5			
1SNK705012R0000	ZK2.5-4P	2.5			
1SNK705012R0000	ZK2.5-4P	2.5			
1SNK705012R0000	ZK2.5-4P	2.5			
1SNK705012R0000	ZK2.5-4P	2.5			
1SNK705012R0000	ZK2.5-4P	2.5			
1SNK705012R0000	ZK2.5-4P	2.5			
1SNK705012R0000	ZK2.5-4P	2.5			
1SNK705012R0000	ZK2.5-4P	2.5			
1SNK705012R0000	ZK2.5-4P	2.5			
1SNK705012R0000	ZK2.5-4P	2.5			
1SNK705012R0000	ZK2.5-4P	2.5			
1SNK705012R0000	ZK2.5-4P	2.5			
1SNK705012R0000	ZK2.5-4P	2.5			

=V1WC4+V1UC11-XD10

	1	
	2	
	3	
	5	
	4	
	6	
	7	
	8	
	9	
	10	
	11	
	12	
	13	
	14	
	15	
	16	
	17	
	18	
	19	
	20	
	21	

			Date	11/18/2022	Volvo Trucks North America		Valiant TMS	Terminal line-up diagram =V1WC4+V1UC11-XD10	Drawing name:	=	
			Ed.	KMAFFRE						+	
			Appr		P6700 Rear Wall - Cell 2V06				Document type:	Project nr:	Page 19
Modification	Date	Name	Original		Replacement of	Replaced by	Scale 1:1		ETT	22-16148	1460

Terminal line-up diagram

F12_001

Part number					
Mounting rail			Strip label	End angle rear	End plate
Terminal					
Part number	Type number	Cross-section	Terminal label	Jumper	Cover
1SNK705012R0000	ZK2.5-4P	2.5			

=V1WC4+V1UC11-XD11

'	1	

			Date	10/21/2022	Volvo Trucks North America	Valiant TMS	Terminal line-up diagram =V1WC4+V1UC11-XD11	Drawing name:	=	
			Ed.	MKLEPADLO					+	
			Appr		P6700 Rear Wall - Cell 2V06			Document type: ETT	Project nr: 22-16148	Page 20
Modification	Date	Name	Original		Replacement of / Replaced by	Scale 1:1				1460

Terminal line-up diagram

F12_001

Part number					
Mounting rail			Strip label	End angle rear	End plate
Terminal					
Part number	Type number	Cross-section	Terminal label	Jumper	Cover
1SNK705012R0000	ZK2.5-4P	2.5			
1SNK705012R0000	ZK2.5-4P	2.5			

=V1WC4+V1UC11-XD12

	1	
	2	

			Date	10/21/2022	Volvo Trucks North America		Valiant TMS	Terminal line-up diagram =V1WC4+V1UC11-XD12	Drawing name:	=	
			Ed.	MKLEPADLO						+	
			Appr		P6700 Rear Wall - Cell 2V06				Document type:	Project nr:	Page 21
Modification	Date	Name	Original		Replacement of	Replaced by	Scale 1:1		ETT	22-16148	1460

Terminal line-up diagram

F12_001

Part number					
Mounting rail			Strip label	End angle rear	End plate
Terminal					
Part number	Type number	Cross-section	Terminal label	Jumper	Cover
1SNK705012R0000	ZK2.5-4P	2.5			
1SNK705012R0000	ZK2.5-4P	2.5			
1SNK705012R0000	ZK2.5-4P	2.5			
1SNK705012R0000	ZK2.5-4P	2.5			
1SNK705012R0000	ZK2.5-4P	2.5			
1SNK705012R0000	ZK2.5-4P	2.5			
1SNK705012R0000	ZK2.5-4P	2.5			
1SNK705012R0000	ZK2.5-4P	2.5			
1SNK705012R0000	ZK2.5-4P	2.5			
1SNK705012R0000	ZK2.5-4P	2.5			
1SNK705012R0000	ZK2.5-4P	2.5			
1SNK705012R0000	ZK2.5-4P	2.5			
1SNK705012R0000	ZK2.5-4P	2.5			

=V1WC4+V1UC11-XD13

	1	
	2	
	3	
	4	
	5	
	6	
	7	
	8	
	9	
	10	
	11	
	12	
	13	

			Date	10/21/2022	Volvo Trucks North America		Valiant TMS	Terminal line-up diagram =V1WC4+V1UC11-XD13	Drawing name:	=	
			Ed.	MKLEPADLO						+	
			Appr		P6700 Rear Wall - Cell 2V06				Document type:	Project nr:	Page 22
Modification	Date	Name	Original		Replacement of	Replaced by	Scale 1:1		ETT	22-16148	1460

Terminal line-up diagram

F12_001

Part number					
Mounting rail			Strip label	End angle rear	End plate
Terminal					
Part number	Type number	Cross-section	Terminal label	Jumper	Cover
1SNK705012R0000	ZK2.5-4P	2.5			
1SNK705012R0000	ZK2.5-4P	2.5			
1SNK705012R0000	ZK2.5-4P	2.5			

=V1WC4+V1UC11-XD14



			Date	11/18/2022	Volvo Trucks North America		Valiant TMS	Terminal line-up diagram =V1WC4+V1UC11-XD14	Drawing name:	=
			Ed.	KMAFFRE						+
			Appr		P6700 Rear Wall - Cell 2V06				Document type: ETT	Project nr: 22-16148	Page 23
Modification	Date	Name	Original		Replacement of	Replaced by	Scale 1:1				1460

Terminal line-up diagram

F12_001

Part number					
Mounting rail			Strip label	End angle rear	End plate
Terminal					
Part number	Type number	Cross-section	Terminal label	Jumper	Cover
1SNK705012R0000	ZK2.5-4P	2.5			
1SNK705012R0000	ZK2.5-4P	2.5			
1SNK705012R0000	ZK2.5-4P	2.5			
1SNK705012R0000	ZK2.5-4P	2.5			
1SNK705012R0000	ZK2.5-4P	2.5			
1SNK705012R0000	ZK2.5-4P	2.5			
1SNK705012R0000	ZK2.5-4P	2.5			
1SNK705012R0000	ZK2.5-4P	2.5			

=V1WC4+V1UC11-XD20

	1	
	2	
	3	
	4	
	5	
	6	
	7	
	8	

			Date	10/21/2022	Volvo Trucks North America		Valiant TMS	Terminal line-up diagram =V1WC4+V1UC11-XD20	Drawing name:	=	
			Ed.	MKLEPADLO						+	
			Appr		P6700 Rear Wall - Cell 2V06				Document type: ETT	Project nr: 22-16148	Page 24
Modification	Date	Name	Original		Replacement of	Replaced by	Scale 1:1				1460

Terminal line-up diagram

F12_001

Part number					
Mounting rail			Strip label	End angle rear	End plate
Terminal					
Part number	Type number	Cross-section	Terminal label	Jumper	Cover
1SNK705012R0000	ZK2.5-4P	2.5			
1SNK705012R0000	ZK2.5-4P	2.5			

=V1WC4+V1UC11-XD51

	1	
	2	

			Date	10/21/2022	Volvo Trucks North America	Valiant TMS	Terminal line-up diagram =V1WC4+V1UC11-XD51	Drawing name:	= +
			Ed.	MKLEPADLO	P6700 Rear Wall - Cell 2V06				
			Appr			Scale 1:1		Document type: ETT	Project nr: 22-16148
Modification	Date	Name	Original		Replacement of / Replaced by				Page 25 / 1460

Terminal line-up diagram

F12_001

Part number					
Mounting rail			Strip label	End angle rear	End plate
Terminal					
Part number	Type number	Cross-section	Terminal label	Jumper	Cover
1SNK705012R0000	ZK2.5-4P	2.5			
1SNK705012R0000	ZK2.5-4P	2.5			

=V1WC4+V1UC11-XD52



			Date	10/21/2022	Volvo Trucks North America		Valiant TMS	Terminal line-up diagram =V1WC4+V1UC11-XD52	Drawing name:	=	
			Ed.	MKLEPADLO						+	
			Appr		P6700 Rear Wall - Cell 2V06				Document type:	Project nr:	Page 26
Modification	Date	Name	Original		Replacement of	Replaced by	Scale 1:1		ETT	22-16148	1460

Terminal line-up diagram

F12_001

Part number					
Mounting rail			Strip label	End angle rear	End plate
Terminal					
Part number	Type number	Cross-section	Terminal label	Jumper	Cover
1SNK705012R0000	ZK2.5-4P	2.5			
1SNK705012R0000	ZK2.5-4P	2.5			

=V1WC4+V1UC11-XD53



			Date	10/21/2022	Volvo Trucks North America		Valiant TMS	Terminal line-up diagram =V1WC4+V1UC11-XD53	Drawing name:	=	
			Ed.	MKLEPADLO						+	
			Appr		P6700 Rear Wall - Cell 2V06				Document type:	Project nr:	Page 27
Modification	Date	Name	Original		Replacement of	Replaced by	Scale 1:1		ETT	22-16148	1460

Terminal line-up diagram

F12_001

Part number					
Mounting rail			Strip label	End angle rear	End plate
Terminal					
Part number	Type number	Cross-section	Terminal label	Jumper	Cover
1SNK705012R0000	ZK2.5-4P	2.5			
1SNK705012R0000	ZK2.5-4P	2.5			

=V1WC4+V1UC11-XD54

	1	
	2	

			Date	10/21/2022	Volvo Trucks North America		Valiant TMS	Terminal line-up diagram =V1WC4+V1UC11-XD54	Drawing name:	=	
			Ed.	MKLEPADLO						+	
			Appr		P6700 Rear Wall - Cell 2V06				Document type:	Project nr:	Page 28
Modification	Date	Name	Original		Replacement of	Replaced by	Scale 1:1		ETT	22-16148	1460

Terminal line-up diagram

F12_001

Part number					
Mounting rail			Strip label	End angle rear	End plate

Terminal					
Part number	Type number	Cross-section	Terminal label	Jumper	Cover
WEI.8731720000	ZTR 2.5/3AN	2.5			
WEI.1608800000	ZAP/TW 3				
WEI.9540000000	ZEW 35				
WEI.8731720000	ZTR 2.5/3AN	2.5			
WEI.8731720000	ZTR 2.5/3AN	2.5			
WEI.8731720000	ZTR 2.5/3AN	2.5			
WEI.8731720000	ZTR 2.5/3AN	2.5			
WEI.8731720000	ZTR 2.5/3AN	2.5			
WEI.8731720000	ZTR 2.5/3AN	2.5			
WEI.8731720000	ZTR 2.5/3AN	2.5			
WEI.8731720000	ZTR 2.5/3AN	2.5			
WEI.8731720000	ZTR 2.5/3AN	2.5			
WEI.8731720000	ZTR 2.5/3AN	2.5			
WEI.8731720000	ZTR 2.5/3AN	2.5			
WEI.8731720000	ZTR 2.5/3AN	2.5			
WEI.8731720000	ZTR 2.5/3AN	2.5			
WEI.8731720000	ZTR 2.5/3AN	2.5			
WEI.8731720000	ZTR 2.5/3AN	2.5			
WEI.8731720000	ZTR 2.5/3AN	2.5			
WEI.8731720000	ZTR 2.5/3AN	2.5			

=V1WC4+V1UC32-XD11

●	1	
●	2	
●	3	
●	4	
●	5	
●	6	
●	7	
●	8	
●	11	
●	12	
●	13	
●	14	
●	15	
●	16	
●	17	
●	18	

			Date	12/8/2022	Volvo Trucks North America	Valiant TMS	Terminal line-up diagram =V1WC4+V1UC32-XD11	Drawing name:	=	
			Ed.	KMAFFRE					+	
			Appr		P6700 Rear Wall - Cell 2V06			Document type: ETT	Project nr: 22-16148	Page 29
Modification	Date	Name	Original		Replacement of	Replaced by	Scale 1:1			1460

Terminal line-up diagram

F12_001

Part number					
Mounting rail			Strip label	End angle rear	End plate
Terminal					
Part number	Type number	Cross-section	Terminal label	Jumper	Cover
WEI.8731720000	ZTR 2.5/3AN	2.5			
WEI.8731720000	ZTR 2.5/3AN	2.5			
WEI.8731720000	ZTR 2.5/3AN	2.5			
WEI.8731720000	ZTR 2.5/3AN	2.5			
WEI.8731720000	ZTR 2.5/3AN	2.5			
WEI.8731720000	ZTR 2.5/3AN	2.5			
WEI.8731720000	ZTR 2.5/3AN	2.5			
WEI.8731720000	ZTR 2.5/3AN	2.5			
WEI.8731720000	ZTR 2.5/3AN	2.5			
WEI.8731720000	ZTR 2.5/3AN	2.5			
WEI.8731720000	ZTR 2.5/3AN	2.5			
WEI.8731720000	ZTR 2.5/3AN	2.5			
WEI.1608800000	ZAP/TW 3				
WEI.8731720000	ZTR 2.5/3AN	2.5			
WEI.1608800000	ZAP/TW 3				
WEI.8731720000	ZTR 2.5/3AN	2.5			
WEI.1608800000	ZAP/TW 3				
WEI.8731720000	ZTR 2.5/3AN	2.5			
WEI.1608800000	ZAP/TW 3				
WEI.8731720000	ZTR 2.5/3AN	2.5			
WEI.1608800000	ZAP/TW 3				

=V1WC4+V1UC46-XD11

●	1	
●	2	
●	3	
●	4	
●	5	
●	6	
●	7	
●	8	
●	9	
●	11	
●	12	
●	13	
●	14	
●	15	
●	16	
●	17	
●	18	
●	19	

			Date	10/21/2022	Volvo Trucks North America		Valiant TMS	Terminal line-up diagram =V1WC4+V1UC46-XD11	Drawing name:	=
			Ed.	MKLEPADLO						+
			Appr		P6700 Rear Wall - Cell 2V06				Document type: ETT	Project nr: 22-16148	Page 30
Modification	Date	Name	Original		Replacement of	Replaced by	Scale 1:1				1460

Terminal line-up diagram

F12_001

Part number					
Mounting rail			Strip label	End angle rear	End plate
Terminal					
Part number	Type number	Cross-section	Terminal label	Jumper	Cover
WEI.1608510000	ZDU 2.5	2.5			
WEI.1608740000	ZAP/TW 1				
WEI.8731720000	ZTR 2.5/3AN	2.5			

=V1WC4+V1UC46-XD14

'	1	
'		
'	11	

30

32

			Date	10/21/2022	Volvo Trucks North America	Valiant TMS	Terminal line-up diagram =V1WC4+V1UC46-XD14	Drawing name:	=	
			Ed.	MKLEPADLO					+	
			Appr		P6700 Rear Wall - Cell 2V06			Document type: ETT	Project nr: 22-16148	Page 31
Modification	Date	Name	Original		Replacement of / Replaced by	Scale 1:1				1460

Terminal line-up diagram

F12_001

Part number					
Mounting rail			Strip label	End angle rear	End plate
Terminal					
Part number	Type number	Cross-section	Terminal label	Jumper	Cover
WEI.8731720000	ZTR 2.5/3AN	2.5			
WEI.8731720000	ZTR 2.5/3AN	2.5			
WEI.8731720000	ZTR 2.5/3AN	2.5			

=V1WC4+V1UC46-XD51.1

'	1	
'	2	
'	11	

31

33

			Date	10/21/2022	Volvo Trucks North America	Valiant TMS	Terminal line-up diagram =V1WC4+V1UC46-XD51.1	Drawing name:	=	
			Ed.	MKLEPADLO					+	
			Appr		P6700 Rear Wall - Cell 2V06			Document type: ETT	Project nr: 22-16148	Page 32
Modification	Date	Name	Original		Replacement of / Replaced by	Scale 1:1				1460

Terminal line-up diagram

F12_001

Part number					
Mounting rail			Strip label	End angle rear	End plate
Terminal					
Part number	Type number	Cross-section	Terminal label	Jumper	Cover
WEI.8731720000	ZTR 2.5/3AN	2.5			
WEI.8731720000	ZTR 2.5/3AN	2.5			
WEI.8731720000	ZTR 2.5/3AN	2.5			

=V1WC4+V1UC46-XD52.1

'	1	
'	2	
'	11	

32

34

			Date	10/21/2022	Volvo Trucks North America	Valiant TMS	Terminal line-up diagram =V1WC4+V1UC46-XD52.1	Drawing name:	=	
			Ed.	MKLEPADLO					+	
			Appr		P6700 Rear Wall - Cell 2V06			Document type: ETT	Project nr: 22-16148	Page 33
Modification	Date	Name	Original		Replacement of / Replaced by	Scale 1:1				1460

Terminal line-up diagram

F12_001

Part number					
Mounting rail			Strip label	End angle rear	End plate
Terminal					
Part number	Type number	Cross-section	Terminal label	Jumper	Cover
WEI.8731720000	ZTR 2.5/3AN	2.5			
WEI.8731720000	ZTR 2.5/3AN	2.5			
WEI.8731720000	ZTR 2.5/3AN	2.5			

=V1WC4+V1UC46-XD53.1

'	1	
'	2	
'	11	

33

35

			Date	10/21/2022	Volvo Trucks North America	Valiant TMS	Terminal line-up diagram =V1WC4+V1UC46-XD53.1	Drawing name:	=	
			Ed.	MKLEPADLO					+	
			Appr		P6700 Rear Wall - Cell 2V06			Document type: ETT	Project nr: 22-16148	Page 34
Modification	Date	Name	Original		Replacement of / Replaced by	Scale 1:1				1460

Terminal line-up diagram

F12_001

Part number					
Mounting rail			Strip label	End angle rear	End plate
Terminal					
Part number	Type number	Cross-section	Terminal label	Jumper	Cover
WEI.8731720000	ZTR 2.5/3AN	2.5			
WEI.8731720000	ZTR 2.5/3AN	2.5			
WEI.8731720000	ZTR 2.5/3AN	2.5			

=V1WC4+V1UC46-XD54.1

'	1	
'	2	
'	11	

34

36

			Date	10/21/2022	Volvo Trucks North America	Valiant TMS	Terminal line-up diagram =V1WC4+V1UC46-XD54.1	Drawing name:	=	
			Ed.	MKLEPADLO					+	
			Appr		P6700 Rear Wall - Cell 2V06			Document type: ETT	Project nr: 22-16148	Page 35
Modification	Date	Name	Original		Replacement of / Replaced by	Scale 1:1				1460

Terminal line-up diagram

F12_001

Part number					
Mounting rail			Strip label	End angle rear	End plate
Terminal					
Part number	Type number	Cross-section	Terminal label	Jumper	Cover
WEI.8731720000	ZTR 2.5/3AN	2.5			
WEI.8731720000	ZTR 2.5/3AN	2.5			
WEI.8731720000	ZTR 2.5/3AN	2.5			
WEI.8731720000	ZTR 2.5/3AN	2.5			
WEI.8731720000	ZTR 2.5/3AN	2.5			
WEI.8731720000	ZTR 2.5/3AN	2.5			
WEI.8731720000	ZTR 2.5/3AN	2.5			
WEI.8731720000	ZTR 2.5/3AN	2.5			
WEI.8731720000	ZTR 2.5/3AN	2.5			
WEI.8731720000	ZTR 2.5/3AN	2.5			
WEI.8731720000	ZTR 2.5/3AN	2.5			
WEI.8731720000	ZTR 2.5/3AN	2.5			
WEI.1608800000	ZAP/TW 3				
WEI.8731720000	ZTR 2.5/3AN	2.5			
WEI.1608800000	ZAP/TW 3				
WEI.8731720000	ZTR 2.5/3AN	2.5			
WEI.1608800000	ZAP/TW 3				
WEI.8731720000	ZTR 2.5/3AN	2.5			
WEI.1608800000	ZAP/TW 3				
WEI.8731720000	ZTR 2.5/3AN	2.5			
WEI.1608800000	ZAP/TW 3				

=V1WC4+V1UC47-XD11

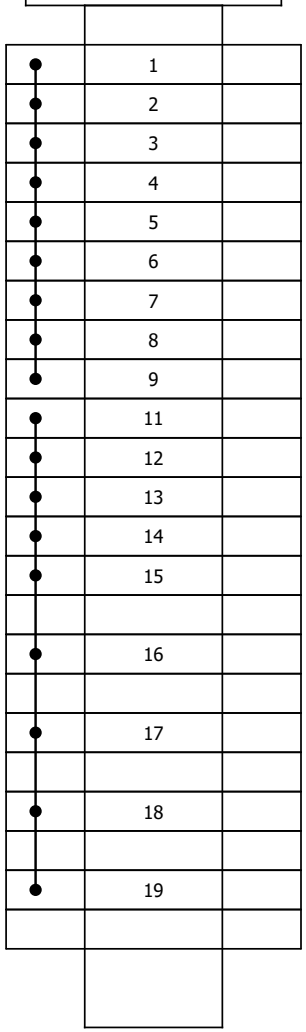

			Date	10/21/2022	Volvo Trucks North America		Valiant TMS	Terminal line-up diagram =V1WC4+V1UC47-XD11	Drawing name:	=	
			Ed.	MKLEPADLO						+	
			Appr		P6700 Rear Wall - Cell 2V06				Document type:	Project nr:	Page 36
Modification	Date	Name	Original		Replacement of	Replaced by	Scale 1:1		ETT	22-16148	1460

Terminal line-up diagram

F12_001

Part number					
Mounting rail			Strip label	End angle rear	End plate
Terminal					
Part number	Type number	Cross-section	Terminal label	Jumper	Cover
WEI.1608510000	ZDU 2.5	2.5			
WEI.1608740000	ZAP/TW 1				
WEI.8731720000	ZTR 2.5/3AN	2.5			

=V1WC4+V1UC47-XD14

'	1	
'		
'	11	

			Date	10/21/2022	Volvo Trucks North America	Valiant TMS	Terminal line-up diagram =V1WC4+V1UC47-XD14	Drawing name:	=	
			Ed.	MKLEPADLO					+	
			Appr		P6700 Rear Wall - Cell 2V06			Document type: ETT	Project nr: 22-16148	Page 37
Modification	Date	Name	Original		Replacement of / Replaced by	Scale 1:1				1460

Terminal line-up diagram

F12_001

Part number					
Mounting rail			Strip label	End angle rear	End plate
Terminal					
Part number	Type number	Cross-section	Terminal label	Jumper	Cover
WEI.8731720000	ZTR 2.5/3AN	2.5			
WEI.8731720000	ZTR 2.5/3AN	2.5			
WEI.8731720000	ZTR 2.5/3AN	2.5			

=V1WC4+V1UC47-XD51.1

'	1	
'	2	
'	11	

37

39

			Date	10/21/2022	Volvo Trucks North America	Valiant TMS	Terminal line-up diagram =V1WC4+V1UC47-XD51.1	Drawing name:	=	
			Ed.	MKLEPADLO					+	
			Appr		P6700 Rear Wall - Cell 2V06			Document type: ETT	Project nr: 22-16148	Page 38
Modification	Date	Name	Original		Replacement of / Replaced by	Scale 1:1				1460

Terminal line-up diagram

F12_001

Part number					
Mounting rail			Strip label	End angle rear	End plate
Terminal					
Part number	Type number	Cross-section	Terminal label	Jumper	Cover
WEI.8731720000	ZTR 2.5/3AN	2.5			
WEI.8731720000	ZTR 2.5/3AN	2.5			
WEI.8731720000	ZTR 2.5/3AN	2.5			

=V1WC4+V1UC47-XD52.1

'	1	
'	2	
'	11	

38

40

			Date	10/21/2022	Volvo Trucks North America	Valiant TMS	Terminal line-up diagram =V1WC4+V1UC47-XD52.1	Drawing name:	=	
			Ed.	MKLEPADLO					+	
			Appr		P6700 Rear Wall - Cell 2V06			Document type: ETT	Project nr: 22-16148	Page 39
Modification	Date	Name	Original		Replacement of / Replaced by	Scale 1:1				1460

Terminal line-up diagram

F12_001

Part number					
Mounting rail			Strip label	End angle rear	End plate
Terminal					
Part number	Type number	Cross-section	Terminal label	Jumper	Cover
WEI.8731720000	ZTR 2.5/3AN	2.5			
WEI.8731720000	ZTR 2.5/3AN	2.5			
WEI.8731720000	ZTR 2.5/3AN	2.5			

=V1WC4+V1UC47-XD53.1

'	1	
'	2	
'	11	

39

41

			Date	10/21/2022	Volvo Trucks North America	Valiant TMS	Terminal line-up diagram =V1WC4+V1UC47-XD53.1	Drawing name:	=	
			Ed.	MKLEPADLO					+	
			Appr		P6700 Rear Wall - Cell 2V06			Document type: ETT	Project nr: 22-16148	Page 40
Modification	Date	Name	Original		Replacement of / Replaced by	Scale 1:1				1460

Terminal line-up diagram

F12_001

Part number					
Mounting rail			Strip label	End angle rear	End plate
Terminal					
Part number	Type number	Cross-section	Terminal label	Jumper	Cover
WEI.8731720000	ZTR 2.5/3AN	2.5			
WEI.8731720000	ZTR 2.5/3AN	2.5			
WEI.8731720000	ZTR 2.5/3AN	2.5			

=V1WC4+V1UC47-XD54.1

'	1	
'	2	
'	11	

40

42

			Date	10/21/2022	Volvo Trucks North America		Valiant TMS	Terminal line-up diagram =V1WC4+V1UC47-XD54.1	Drawing name:	=
			Ed.	MKLEPADLO						+
			Appr		P6700 Rear Wall - Cell 2V06				Document type: ETT	Project nr: 22-16148
Modification	Date	Name	Original		Replacement of	Replaced by	Scale 1:1			Page 41 / 1460

Terminal line-up diagram

F12_001

Part number					
Mounting rail			Strip label	End angle rear	End plate
Terminal					
Part number	Type number	Cross-section	Terminal label	Jumper	Cover
WEI.1608520000	ZDU 2.5 BL	2.5 mm²			
WEI.1608740000	ZAP/TW 1				
WEI.9540000000	ZEW 35				
WEI.1608520000	ZDU 2.5 BL	2.5 mm²			
WEI.1608520000	ZDU 2.5 BL	2.5 mm²			
WEI.1608520000	ZDU 2.5 BL	2.5 mm²			
WEI.1608520000	ZDU 2.5 BL	2.5 mm²			
WEI.1608520000	ZDU 2.5 BL	2.5 mm²			
WEI.1608520000	ZDU 2.5 BL	2.5 mm²			
WEI.1608520000	ZDU 2.5 BL	2.5 mm²			
WEI.1608520000	ZDU 2.5 BL	2.5 mm²			
WEI.1608520000	ZDU 2.5 BL	2.5 mm²			

=V1PZ1PF1+V1UC61-XD11

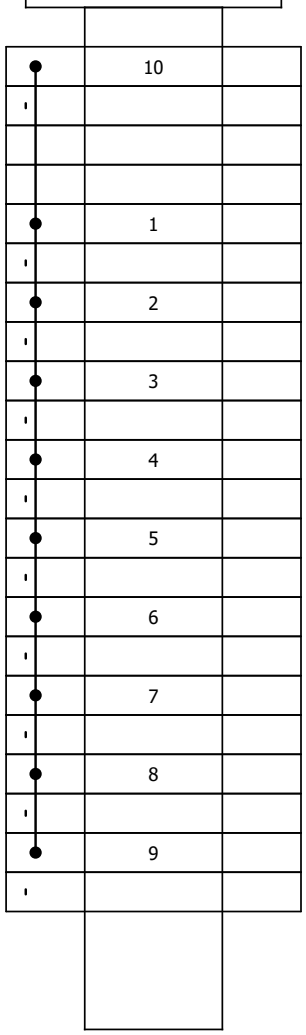

			Date	10/21/2022	Volvo Trucks North America		Valiant TMS	Terminal line-up diagram =V1PZ1PF1+V1UC61-XD11	Drawing name:	=	
			Ed.	MKLEPADLO						+	
			Appr		P6700 Rear Wall - Cell 2V06				Document type:	Project nr:	Page 42
Modification	Date	Name	Original		Replacement of	Replaced by	Scale 1:1		ETT	22-16148	1460

Terminal line-up diagram

F12_001

Part number					
Mounting rail			Strip label	End angle rear	End plate
Terminal					
Part number	Type number	Cross-section	Terminal label	Jumper	Cover
WEI.1608520000	ZDU 2.5 BL	2.5 mm²			
WEI.1608740000	ZAP/TW 1				
WEI.9540000000	ZEW 35				
WEI.1608520000	ZDU 2.5 BL	2.5 mm²			
WEI.1608520000	ZDU 2.5 BL	2.5 mm²			
WEI.1608520000	ZDU 2.5 BL	2.5 mm²			
WEI.1608520000	ZDU 2.5 BL	2.5 mm²			
WEI.1608520000	ZDU 2.5 BL	2.5 mm²			
WEI.1608520000	ZDU 2.5 BL	2.5 mm²			
WEI.1608520000	ZDU 2.5 BL	2.5 mm²			
WEI.1608520000	ZDU 2.5 BL	2.5 mm²			
WEI.1608520000	ZDU 2.5 BL	2.5 mm²			

=V1PZ1PF2+V1UC62-XD11

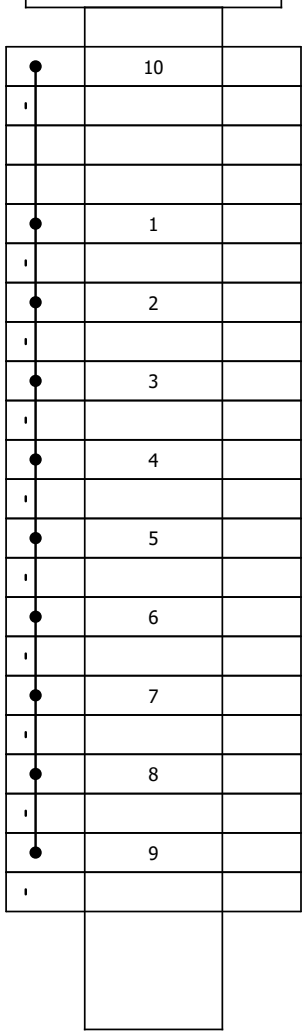

			Date	10/21/2022	Volvo Trucks North America		Valiant TMS	Terminal line-up diagram =V1PZ1PF2+V1UC62-XD11	Drawing name:	=	
			Ed.	MKLEPADLO						+	
			Appr		P6700 Rear Wall - Cell 2V06				Document type: ETT	Project nr: 22-16148	Page 43
Modification	Date	Name	Original		Replacement of	Replaced by	Scale 1:1				1460

Terminal line-up diagram

F12_001

Part number					
Mounting rail			Strip label	End angle rear	End plate

Terminal					
Part number	Type number	Cross-section	Terminal label	Jumper	Cover
WEI.1608510000	ZDU 2.5	2.5			
WEI.1608740000	ZAP/TW 1				
WEI.9540000000	ZEW 35				
WEI.1608520000	ZDU 2.5 BL	2.5 mm²			
WEI.1608520000	ZDU 2.5 BL	2.5 mm²			

=V2WC3+V2UC14-XD1

'	1	
'	2	
'		
'	3	
'		

43

45

			Date	10/21/2022	Volvo Trucks North America		Valiant TMS	Terminal line-up diagram =V2WC3+V2UC14-XD1	Drawing name:	=	
			Ed.	MKLEPADLO						+	
			Appr		P6700 Rear Wall - Cell 2V06				Document type:	Project nr:	Page 44
Modification	Date	Name	Original		Replacement of	Replaced by	Scale 1:1		ETT	22-16148	1460

Terminal line-up diagram

F12_001

Part number					
Mounting rail			Strip label	End angle rear	End plate
Terminal					
Part number	Type number	Cross-section	Terminal label	Jumper	Cover
WEI.8731720000	ZTR 2.5/3AN	2.5			
WEI.8731720000	ZTR 2.5/3AN	2.5			
WEI.8731720000	ZTR 2.5/3AN	2.5			
WEI.8731720000	ZTR 2.5/3AN	2.5			

=V2WC4+V2UC14-KF14.12

'	1	
'	2	
'	3	
'	4	

			Date	10/21/2022	Volvo Trucks North America	Valiant TMS	Terminal line-up diagram =V2WC4+V2UC14-KF14.12	Drawing name:	=
			Ed.	MKLEPADLO					+
			Appr		P6700 Rear Wall - Cell 2V06			Document type: ETT	Project nr: 22-16148
Modification	Date	Name	Original		Replacement of / Replaced by	Scale 1:1			Page 45 / 1460

Terminal line-up diagram

F12_001

Part number					
Mounting rail			Strip label	End angle rear	End plate
Terminal					
Part number	Type number	Cross-section	Terminal label	Jumper	Cover

=V2WC4+V2UC14-XD5

'	1	

			Date	10/21/2022	Volvo Trucks North America	Valiant TMS	Terminal line-up diagram =V2WC4+V2UC14-XD5	Drawing name:	=	
			Ed.	MKLEPADLO					+	
			Appr		P6700 Rear Wall - Cell 2V06			Document type: ETT	Project nr: 22-16148	Page 46
Modification	Date	Name	Original		Replacement of / Replaced by	Scale 1:1				1460

Terminal line-up diagram

F12_001

Part number					
Mounting rail			Strip label	End angle rear	End plate

Terminal					
Part number	Type number	Cross-section	Terminal label	Jumper	Cover

=V2WC4+V2UC14-XD6

'	1	

			Date	10/21/2022	Volvo Trucks North America	Valiant TMS	Terminal line-up diagram =V2WC4+V2UC14-XD6	Drawing name:	=
			Ed.	MKLEPADLO					+
			Appr		P6700 Rear Wall - Cell 2V06			Document type: ETT	Project nr: 22-16148
Modification	Date	Name	Original		Replacement of / Replaced by	Scale 1:1			Page 47 / 1460

Terminal line-up diagram

F12_001

Part number					
Mounting rail			Strip label	End angle rear	End plate
Terminal					
Part number	Type number	Cross-section	Terminal label	Jumper	Cover
WEI.8731720000	ZTR 2.5/3AN	2.5			
WEI.8731720000	ZTR 2.5/3AN	2.5			
WEI.8731720000	ZTR 2.5/3AN	2.5			
WEI.8731720000	ZTR 2.5/3AN	2.5			
WEI.8731720000	ZTR 2.5/3AN	2.5			
WEI.8731720000	ZTR 2.5/3AN	2.5			
WEI.8731720000	ZTR 2.5/3AN	2.5			
WEI.8731720000	ZTR 2.5/3AN	2.5			
WEI.8731720000	ZTR 2.5/3AN	2.5			
WEI.8731720000	ZTR 2.5/3AN	2.5			
WEI.8731720000	ZTR 2.5/3AN	2.5			
WEI.8731720000	ZTR 2.5/3AN	2.5			
WEI.8731720000	ZTR 2.5/3AN	2.5			
WEI.8731720000	ZTR 2.5/3AN	2.5			
WEI.8731720000	ZTR 2.5/3AN	2.5			
WEI.8731720000	ZTR 2.5/3AN	2.5			
WEI.8731720000	ZTR 2.5/3AN	2.5			
WEI.8731720000	ZTR 2.5/3AN	2.5			
WEI.8731720000	ZTR 2.5/3AN	2.5			
WEI.8731720000	ZTR 2.5/3AN	2.5			
WEI.8731720000	ZTR 2.5/3AN	2.5			
WEI.8731720000	ZTR 2.5/3AN	2.5			

=V2WC4+V2UC14-XD10

	1	
	2	
	4	
	3	
	5	
	6	
	7	
	8	
	9	
	10	
	11	
	12	
	13	
	14	
	15	
	16	
	17	
	18	
	19	
	20	
	21	

			Date	10/21/2022	Volvo Trucks North America		Valiant TMS	Terminal line-up diagram =V2WC4+V2UC14-XD10	Drawing name:	=
			Ed.	MKLEPADLO						+
			Appr		P6700 Rear Wall - Cell 2V06				Document type: ETT	Project nr: 22-16148	Page 48
Modification	Date	Name	Original		Replacement of	Replaced by	Scale 1:1				1460

Terminal line-up diagram

F12_001

Part number					
Mounting rail			Strip label	End angle rear	End plate
Terminal					
Part number	Type number	Cross-section	Terminal label	Jumper	Cover
WEI.8731720000	ZTR 2.5/3AN	2.5			

=V2WC4+V2UC14-XD11

'	1	

			Date	10/21/2022	Volvo Trucks North America	Valiant TMS	Terminal line-up diagram =V2WC4+V2UC14-XD11	Drawing name:	=	
			Ed.	MKLEPADLO					+	
			Appr		P6700 Rear Wall - Cell 2V06			Document type: ETT	Project nr: 22-16148	Page 49
Modification	Date	Name	Original		Replacement of / Replaced by	Scale 1:1				1460

Terminal line-up diagram

F12_001

Part number					
Mounting rail			Strip label	End angle rear	End plate
Terminal					
Part number	Type number	Cross-section	Terminal label	Jumper	Cover
WEI.8731720000	ZTR 2.5/3AN	2.5			
WEI.8731720000	ZTR 2.5/3AN	2.5			

=V2WC4+V2UC14-XD12

1	1	
2	2	

			Date	10/21/2022	Volvo Trucks North America	Valiant TMS	Terminal line-up diagram =V2WC4+V2UC14-XD12	Drawing name:	=	
			Ed.	MKLEPADLO					+	
			Appr		P6700 Rear Wall - Cell 2V06			Document type: ETT	Project nr: 22-16148	Page 50
Modification	Date	Name	Original		Replacement of / Replaced by	Scale 1:1				1460

Terminal line-up diagram

F12_001

Part number					
Mounting rail			Strip label	End angle rear	End plate
Terminal					
Part number	Type number	Cross-section	Terminal label	Jumper	Cover
WEI.8731720000	ZTR 2.5/3AN	2.5			
WEI.8731720000	ZTR 2.5/3AN	2.5			



			Date	10/21/2022	Volvo Trucks North America		Valiant TMS	Terminal line-up diagram =V2WC4+V2UC14-XD13	Drawing name:	=	
			Ed.	MKLEPADLO						+	
			Appr		P6700 Rear Wall - Cell 2V06				Document type:	Project nr:	Page 51
Modification	Date	Name	Original		Replacement of	Replaced by	Scale 1:1		ETT	22-16148	1460

Terminal line-up diagram

F12_001

Part number					
Mounting rail			Strip label	End angle rear	End plate
Terminal					
Part number	Type number	Cross-section	Terminal label	Jumper	Cover
WEI.8731720000	ZTR 2.5/3AN	2.5			

=V2WC4+V2UC14-XD14

'	1	

			Date	10/21/2022	Volvo Trucks North America		Valiant TMS	Terminal line-up diagram =V2WC4+V2UC14-XD14	Drawing name:	=
			Ed.	MKLEPADLO						+
			Appr		P6700 Rear Wall - Cell 2V06				Document type: ETT	Project nr: 22-16148
Modification	Date	Name	Original		Replacement of	Replaced by	Scale 1:1			Page 52 / 1460

Terminal line-up diagram

F12_001

Part number					
Mounting rail			Strip label	End angle rear	End plate
Terminal					
Part number	Type number	Cross-section	Terminal label	Jumper	Cover
WEI.8731720000	ZTR 2.5/3AN	2.5			
WEI.8731720000	ZTR 2.5/3AN	2.5			
WEI.8731720000	ZTR 2.5/3AN	2.5			
WEI.8731720000	ZTR 2.5/3AN	2.5			
WEI.8731720000	ZTR 2.5/3AN	2.5			



			Date	10/21/2022	Volvo Trucks North America		Valiant TMS	Terminal line-up diagram =V2WC4+V2UC14-XD15	Drawing name:	=	
			Ed.	MKLEPADLO						+	
			Appr		P6700 Rear Wall - Cell 2V06				Document type:	Project nr:	Page 53
Modification	Date	Name	Original		Replacement of	Replaced by	Scale 1:1		ETT	22-16148	1460

Terminal line-up diagram

F12_001

Part number					
Mounting rail			Strip label	End angle rear	End plate
Terminal					
Part number	Type number	Cross-section	Terminal label	Jumper	Cover
WEI.8731720000	ZTR 2.5/3AN	2.5			

=V2WC4+V2UC14-XD16

'	1	

			Date	10/21/2022	Volvo Trucks North America	Valiant TMS	Terminal line-up diagram =V2WC4+V2UC14-XD16	Drawing name:	=	
			Ed.	MKLEPADLO					+	
			Appr		P6700 Rear Wall - Cell 2V06			Document type: ETT	Project nr: 22-16148	Page 54
Modification	Date	Name	Original		Replacement of / Replaced by	Scale 1:1				1460

Terminal line-up diagram

F12_001

Part number					
Mounting rail			Strip label	End angle rear	End plate
Terminal					
Part number	Type number	Cross-section	Terminal label	Jumper	Cover
WEI.8731720000	ZTR 2.5/3AN	2.5			

=V2WC4+V2UC14-XD17

'	1	

			Date	10/21/2022	Volvo Trucks North America		Valiant TMS	Terminal line-up diagram =V2WC4+V2UC14-XD17	Drawing name:	=	
			Ed.	MKLEPADLO						+	
			Appr		P6700 Rear Wall - Cell 2V06				Document type: ETT	Project nr: 22-16148	Page 55
Modification	Date	Name	Original		Replacement of	Replaced by	Scale 1:1				1460

Terminal line-up diagram

F12_001

Part number					
Mounting rail			Strip label	End angle rear	End plate
Terminal					
Part number	Type number	Cross-section	Terminal label	Jumper	Cover
WEI.8731720000	ZTR 2.5/3AN	2.5			

=V2WC4+V2UC14-XD18

'	1	

			Date	10/21/2022	Volvo Trucks North America	Valiant TMS	Terminal line-up diagram =V2WC4+V2UC14-XD18	Drawing name:	=	
			Ed.	MKLEPADLO					+	
			Appr		P6700 Rear Wall - Cell 2V06			Document type: ETT	Project nr: 22-16148	Page 56
Modification	Date	Name	Original		Replacement of / Replaced by	Scale 1:1				1460

Terminal line-up diagram

F12_001

Part number					
Mounting rail			Strip label	End angle rear	End plate
Terminal					
Part number	Type number	Cross-section	Terminal label	Jumper	Cover
WEI.8731720000	ZTR 2.5/3AN	2.5			
WEI.8731720000	ZTR 2.5/3AN	2.5			

=V2WC4+V2UC14-XD51



			Date	10/21/2022	Volvo Trucks North America		Valiant TMS	Terminal line-up diagram =V2WC4+V2UC14-XD51	Drawing name:	=	
			Ed.	MKLEPADLO						+	
			Appr		P6700 Rear Wall - Cell 2V06				Document type:	Project nr:	Page 57
Modification	Date	Name	Original		Replacement of	Replaced by	Scale 1:1		ETT	22-16148	1460

Terminal line-up diagram

F12_001

Part number					
Mounting rail			Strip label	End angle rear	End plate
Terminal					
Part number	Type number	Cross-section	Terminal label	Jumper	Cover
WEI.8731720000	ZTR 2.5/3AN	2.5			
WEI.8731720000	ZTR 2.5/3AN	2.5			

=V2WC4+V2UC14-XD52



			Date	10/21/2022	Volvo Trucks North America	Valiant TMS	Terminal line-up diagram =V2WC4+V2UC14-XD52	Drawing name:	=	
			Ed.	MKLEPADLO					+	
			Appr		P6700 Rear Wall - Cell 2V06			Document type: ETT	Project nr: 22-16148	Page 58
Modification	Date	Name	Original		Replacement of / Replaced by	Scale 1:1				1460

Terminal line-up diagram

F12_001

Part number					
Mounting rail			Strip label	End angle rear	End plate
Terminal					
Part number	Type number	Cross-section	Terminal label	Jumper	Cover
WEI.8731720000	ZTR 2.5/3AN	2.5			
WEI.8731720000	ZTR 2.5/3AN	2.5			

=V2WC4+V2UC14-XD53

1	1	
2	2	

			Date	10/21/2022	Volvo Trucks North America	Valiant TMS	Terminal line-up diagram =V2WC4+V2UC14-XD53	Drawing name:	= +
			Ed.	MKLEPADLO					
			Appr		P6700 Rear Wall - Cell 2V06			Document type: ETT	Project nr: 22-16148
Modification	Date	Name	Original		Replacement of / Replaced by	Scale 1:1			Page 59 / 1460

Terminal line-up diagram

F12_001

Part number					
Mounting rail			Strip label	End angle rear	End plate
Terminal					
Part number	Type number	Cross-section	Terminal label	Jumper	Cover
WEI.8731720000	ZTR 2.5/3AN	2.5			
WEI.8731720000	ZTR 2.5/3AN	2.5			

=V2WC4+V2UC14-XD54



			Date	10/21/2022	Volvo Trucks North America		Valiant TMS	Terminal line-up diagram =V2WC4+V2UC14-XD54	Drawing name:	=	
			Ed.	MKLEPADLO						+	
			Appr		P6700 Rear Wall - Cell 2V06				Document type: ETT	Project nr: 22-16148	Page 60
Modification	Date	Name	Original		Replacement of	Replaced by	Scale 1:1				1460

Terminal line-up diagram

F12_001

Part number					
Mounting rail			Strip label	End angle rear	End plate
Terminal					
Part number	Type number	Cross-section	Terminal label	Jumper	Cover
WEI.8731720000	ZTR 2.5/3AN	2.5			
WEI.1608800000	ZAP/TW 3				
WEI.9540000000	ZEW 35				
WEI.8731720000	ZTR 2.5/3AN	2.5			
WEI.8731720000	ZTR 2.5/3AN	2.5			
WEI.8731720000	ZTR 2.5/3AN	2.5			
WEI.8731720000	ZTR 2.5/3AN	2.5			
WEI.8731720000	ZTR 2.5/3AN	2.5			
WEI.8731720000	ZTR 2.5/3AN	2.5			
WEI.8731720000	ZTR 2.5/3AN	2.5			
WEI.8731720000	ZTR 2.5/3AN	2.5			
WEI.8731720000	ZTR 2.5/3AN	2.5			
WEI.8731720000	ZTR 2.5/3AN	2.5			
WEI.8731720000	ZTR 2.5/3AN	2.5			
WEI.8731720000	ZTR 2.5/3AN	2.5			
WEI.8731720000	ZTR 2.5/3AN	2.5			
WEI.8731720000	ZTR 2.5/3AN	2.5			
WEI.8731720000	ZTR 2.5/3AN	2.5			
WEI.8731720000	ZTR 2.5/3AN	2.5			
WEI.8731720000	ZTR 2.5/3AN	2.5			

=V2WC4+V2UC32-XD11

	1	
	2	
	3	
	4	
	5	
	6	
	7	
	8	
	11	
	12	
	13	
	14	
	15	
	16	
	17	
	18	

60

62

			Date	12/2/2022	Volvo Trucks North America		Valiant TMS	Terminal line-up diagram =V2WC4+V2UC32-XD11	Drawing name:	=
			Ed.	KMAFFRE						+
			Appr		P6700 Rear Wall - Cell 2V06				Document type: ETT	Project nr: 22-16148
Modification	Date	Name	Original		Replacement of	Replaced by	Scale 1:1			Page 61 / 1460

Terminal line-up diagram

F12_001

Part number					
Mounting rail			Strip label	End angle rear	End plate
Terminal					
Part number	Type number	Cross-section	Terminal label	Jumper	Cover
WEI.8731720000	ZTR 2.5/3AN	2.5			
WEI.8731720000	ZTR 2.5/3AN	2.5			
WEI.8731720000	ZTR 2.5/3AN	2.5			
WEI.8731720000	ZTR 2.5/3AN	2.5			
WEI.8731720000	ZTR 2.5/3AN	2.5			
WEI.8731720000	ZTR 2.5/3AN	2.5			
WEI.8731720000	ZTR 2.5/3AN	2.5			
WEI.8731720000	ZTR 2.5/3AN	2.5			
WEI.8731720000	ZTR 2.5/3AN	2.5			
WEI.8731720000	ZTR 2.5/3AN	2.5			
WEI.8731720000	ZTR 2.5/3AN	2.5			
WEI.8731720000	ZTR 2.5/3AN	2.5			
WEI.8731720000	ZTR 2.5/3AN	2.5			
WEI.8731720000	ZTR 2.5/3AN	2.5			
WEI.1608800000	ZAP/TW 3				
WEI.8731720000	ZTR 2.5/3AN	2.5			
WEI.1608800000	ZAP/TW 3				
WEI.8731720000	ZTR 2.5/3AN	2.5			
WEI.1608800000	ZAP/TW 3				
WEI.8731720000	ZTR 2.5/3AN	2.5			
WEI.1608800000	ZAP/TW 3				
WEI.8731720000	ZTR 2.5/3AN	2.5			
WEI.1608800000	ZAP/TW 3				

=V2WC4+V2UC46-XD11

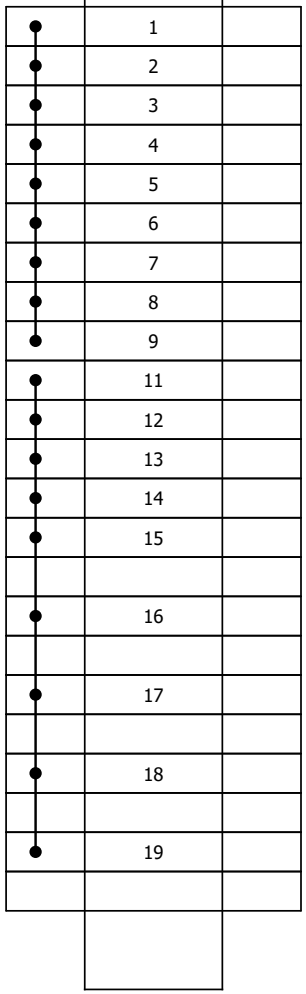

61

63

			Date	10/21/2022	Volvo Trucks North America		Valiant TMS	Terminal line-up diagram =V2WC4+V2UC46-XD11	Drawing name:	=	
			Ed.	MKLEPADLO						+	
			Appr		P6700 Rear Wall - Cell 2V06				Document type:	Project nr:	Page 62
Modification	Date	Name	Original		Replacement of	Replaced by	Scale 1:1		ETT	22-16148	1460

Terminal line-up diagram

F12_001

Part number					
Mounting rail			Strip label	End angle rear	End plate
Terminal					
Part number	Type number	Cross-section	Terminal label	Jumper	Cover
WEI.1608510000	ZDU 2.5	2.5			
WEI.1608740000	ZAP/TW 1				
WEI.8731720000	ZTR 2.5/3AN	2.5			

=V2WC4+V2UC46-XD14

'	1	
'		
'	11	

62

64

			Date	10/21/2022	Volvo Trucks North America		Valiant TMS	Terminal line-up diagram =V2WC4+V2UC46-XD14	Drawing name:	=	
			Ed.	MKLEPADLO						+	
			Appr		P6700 Rear Wall - Cell 2V06				Document type: ETT	Project nr: 22-16148	Page 63
Modification	Date	Name	Original		Replacement of	Replaced by	Scale 1:1				1460

Terminal line-up diagram

F12_001

Part number					
Mounting rail			Strip label	End angle rear	End plate
Terminal					
Part number	Type number	Cross-section	Terminal label	Jumper	Cover
WEI.8731720000	ZTR 2.5/3AN	2.5			
WEI.8731720000	ZTR 2.5/3AN	2.5			
WEI.8731720000	ZTR 2.5/3AN	2.5			

=V2WC4+V2UC46-XD51.1

'	1	
'	2	
'	11	

63

65

			Date	10/21/2022	Volvo Trucks North America		Valiant TMS	Terminal line-up diagram =V2WC4+V2UC46-XD51.1	Drawing name:	=	
			Ed.	MKLEPADLO						+	
			Appr		P6700 Rear Wall - Cell 2V06				Document type: ETT	Project nr: 22-16148	Page 64
Modification	Date	Name	Original		Replacement of	Replaced by	Scale 1:1				1460

Terminal line-up diagram

F12_001

Part number					
Mounting rail			Strip label	End angle rear	End plate
Terminal					
Part number	Type number	Cross-section	Terminal label	Jumper	Cover
WEI.8731720000	ZTR 2.5/3AN	2.5			
WEI.8731720000	ZTR 2.5/3AN	2.5			
WEI.8731720000	ZTR 2.5/3AN	2.5			

=V2WC4+V2UC46-XD52.1

'	1	
'	2	
'	11	

			Date	10/21/2022	Volvo Trucks North America		Valiant TMS	Terminal line-up diagram =V2WC4+V2UC46-XD52.1	Drawing name:	=	
			Ed.	MKLEPADLO						+	
			Appr		P6700 Rear Wall - Cell 2V06				Document type:	Project nr:	Page 65
Modification	Date	Name	Original		Replacement of	Replaced by	Scale 1:1		ETT	22-16148	1460

Terminal line-up diagram

F12_001

Part number					
Mounting rail			Strip label	End angle rear	End plate
Terminal					
Part number	Type number	Cross-section	Terminal label	Jumper	Cover
WEI.8731720000	ZTR 2.5/3AN	2.5			
WEI.8731720000	ZTR 2.5/3AN	2.5			
WEI.8731720000	ZTR 2.5/3AN	2.5			

=V2WC4+V2UC46-XD53.1

'	1	
'	2	
'	11	

65

67

			Date	10/21/2022	Volvo Trucks North America	Valiant TMS	Terminal line-up diagram =V2WC4+V2UC46-XD53.1	Drawing name:	=	
			Ed.	MKLEPADLO					+	
			Appr		P6700 Rear Wall - Cell 2V06			Document type: ETT	Project nr: 22-16148	Page 66
Modification	Date	Name	Original		Replacement of / Replaced by	Scale 1:1				1460

Terminal line-up diagram

F12_001

Part number					
Mounting rail			Strip label	End angle rear	End plate
Terminal					
Part number	Type number	Cross-section	Terminal label	Jumper	Cover
WEI.8731720000	ZTR 2.5/3AN	2.5			
WEI.8731720000	ZTR 2.5/3AN	2.5			
WEI.8731720000	ZTR 2.5/3AN	2.5			

=V2WC4+V2UC46-XD54.1

'	1	
'	2	
'	11	

			Date	10/21/2022	Volvo Trucks North America		Valiant TMS	Terminal line-up diagram =V2WC4+V2UC46-XD54.1	Drawing name:	=	
			Ed.	MKLEPADLO						+	
			Appr		P6700 Rear Wall - Cell 2V06				Document type: ETT	Project nr: 22-16148	Page 67
Modification	Date	Name	Original		Replacement of	Replaced by	Scale 1:1				1460

Terminal line-up diagram

F12_001

Part number					
Mounting rail			Strip label	End angle rear	End plate
Terminal					
Part number	Type number	Cross-section	Terminal label	Jumper	Cover
WEI.1608520000	ZDU 2.5 BL	2.5 mm²			
WEI.1608740000	ZAP/TW 1				
WEI.9540000000	ZEW 35				
WEI.1608520000	ZDU 2.5 BL	2.5 mm²			
WEI.1608520000	ZDU 2.5 BL	2.5 mm²			
WEI.1608520000	ZDU 2.5 BL	2.5 mm²			
WEI.1608520000	ZDU 2.5 BL	2.5 mm²			
WEI.1608520000	ZDU 2.5 BL	2.5 mm²			
WEI.1608520000	ZDU 2.5 BL	2.5 mm²			
WEI.1608520000	ZDU 2.5 BL	2.5 mm²			
WEI.1608520000	ZDU 2.5 BL	2.5 mm²			
WEI.1608520000	ZDU 2.5 BL	2.5 mm²			

=V2PZ1PF1+V2UC61-XD11

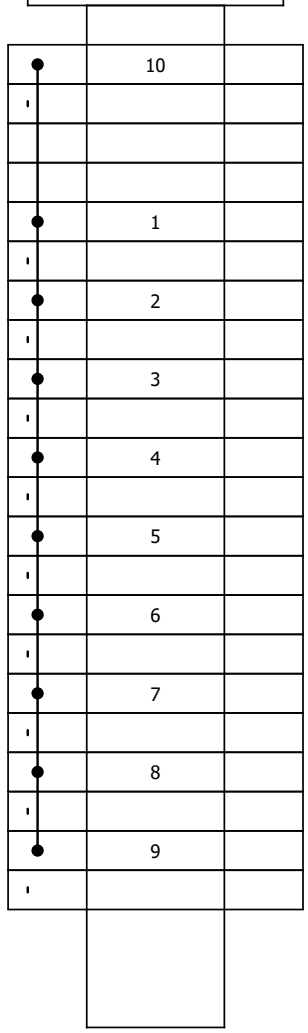

			Date	10/21/2022	Volvo Trucks North America		Valiant TMS	Terminal line-up diagram =V2PZ1PF1+V2UC61-XD11	Drawing name:	=	
			Ed.	MKLEPADLO						+	
			Appr		P6700 Rear Wall - Cell 2V06				Document type: ETT	Project nr: 22-16148	Page 68
Modification	Date	Name	Original		Replacement of	Replaced by	Scale 1:1				1460

Terminal line-up diagram

F12_001

Part number					
Mounting rail			Strip label	End angle rear	End plate
Terminal					
Part number	Type number	Cross-section	Terminal label	Jumper	Cover
WEI.1608520000	ZDU 2.5 BL	2.5 mm²			
WEI.1608740000	ZAP/TW 1				
WEI.9540000000	ZEW 35				
WEI.1608520000	ZDU 2.5 BL	2.5 mm²			
WEI.1608520000	ZDU 2.5 BL	2.5 mm²			
WEI.1608520000	ZDU 2.5 BL	2.5 mm²			
WEI.1608520000	ZDU 2.5 BL	2.5 mm²			
WEI.1608520000	ZDU 2.5 BL	2.5 mm²			
WEI.1608520000	ZDU 2.5 BL	2.5 mm²			
WEI.1608520000	ZDU 2.5 BL	2.5 mm²			
WEI.1608520000	ZDU 2.5 BL	2.5 mm²			
WEI.1608520000	ZDU 2.5 BL	2.5 mm²			

=V2PZ1PF2+V2UC62-XD11

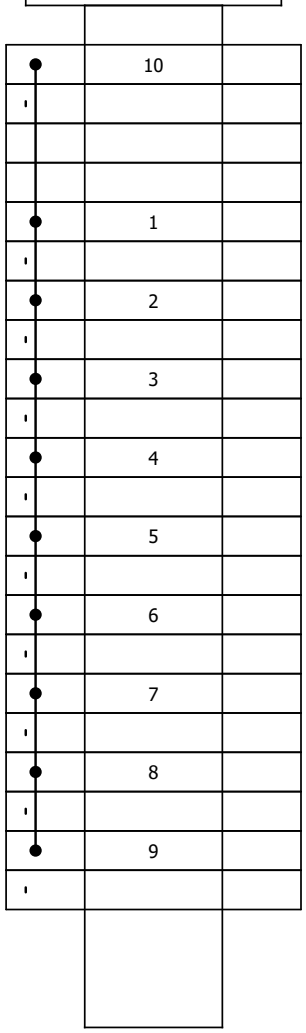

			Date	10/21/2022	Volvo Trucks North America		Valiant TMS	Terminal line-up diagram =V2PZ1PF2+V2UC62-XD11	Drawing name:	=
			Ed.	MKLEPADLO						+
			Appr		P6700 Rear Wall - Cell 2V06				Document type: ETT	Project nr: 22-16148
Modification	Date	Name	Original		Replacement of	Replaced by	Scale 1:1			Page 69 / 1460

Terminal line-up diagram

F12_001

Part number					
Mounting rail			Strip label	End angle rear	End plate
Terminal					
Part number	Type number	Cross-section	Terminal label	Jumper	Cover
WEI.1608520000	ZDU 2.5 BL	2.5 mm²			
WEI.1608740000	ZAP/TW 1				
WEI.9540000000	ZEW 35				
WEI.1608520000	ZDU 2.5 BL	2.5 mm²			
WEI.1608520000	ZDU 2.5 BL	2.5 mm²			
WEI.1608520000	ZDU 2.5 BL	2.5 mm²			
WEI.1608520000	ZDU 2.5 BL	2.5 mm²			
WEI.1608520000	ZDU 2.5 BL	2.5 mm²			
WEI.1608520000	ZDU 2.5 BL	2.5 mm²			
WEI.1608520000	ZDU 2.5 BL	2.5 mm²			
WEI.1608520000	ZDU 2.5 BL	2.5 mm²			
WEI.1608520000	ZDU 2.5 BL	2.5 mm²			

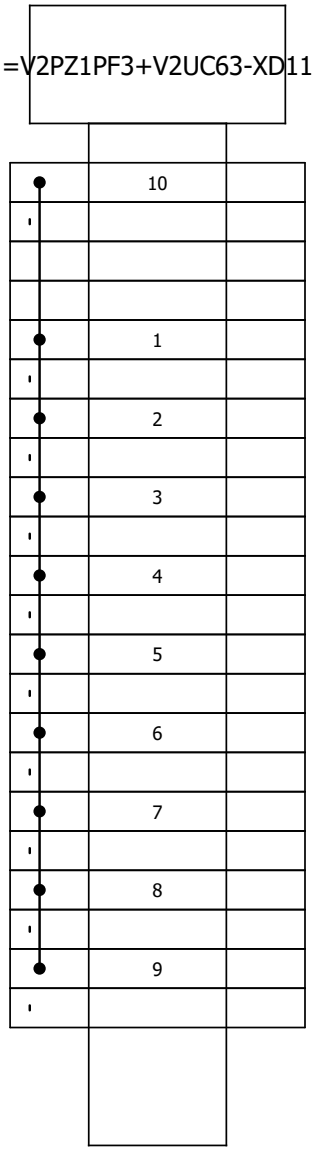

			Date	10/21/2022	Volvo Trucks North America		Valiant TMS	Terminal line-up diagram =V2PZ1PF3+V2UC63-XD11	Drawing name:	=
			Ed.	MKLEPADLO						+
			Appr		P6700 Rear Wall - Cell 2V06				Document type: ETT	Project nr: 22-16148
Modification	Date	Name	Original		Replacement of	Replaced by	Scale 1:1			Page 70 / 1460

Terminal line-up diagram

F12_001

Part number					
Mounting rail			Strip label	End angle rear	End plate
Terminal					
Part number	Type number	Cross-section	Terminal label	Jumper	Cover
WEI.1608520000	ZDU 2.5 BL	2.5 mm²			
WEI.1608740000	ZAP/TW 1				
WEI.9540000000	ZEW 35				
WEI.1608520000	ZDU 2.5 BL	2.5 mm²			
WEI.1608520000	ZDU 2.5 BL	2.5 mm²			
WEI.1608520000	ZDU 2.5 BL	2.5 mm²			
WEI.1608520000	ZDU 2.5 BL	2.5 mm²			
WEI.1608520000	ZDU 2.5 BL	2.5 mm²			
WEI.1608520000	ZDU 2.5 BL	2.5 mm²			
WEI.1608520000	ZDU 2.5 BL	2.5 mm²			
WEI.1608520000	ZDU 2.5 BL	2.5 mm²			
WEI.1608520000	ZDU 2.5 BL	2.5 mm²			

=V2PZ1PF4+V2UC64-XD11

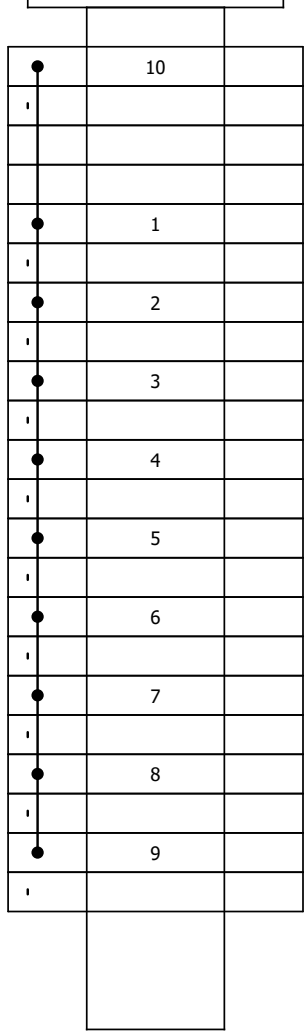

			Date	10/21/2022	Volvo Trucks North America		Valiant TMS	Terminal line-up diagram =V2PZ1PF4+V2UC64-XD11	Drawing name:	=	
			Ed.	MKLEPADLO						+	
			Appr		P6700 Rear Wall - Cell 2V06				Document type: ETT	Project nr: 22-16148	Page 71
Modification	Date	Name	Original		Replacement of	Replaced by	Scale 1:1				1460

Terminal line-up diagram

F12_001

Part number					
Mounting rail			Strip label	End angle rear	End plate
Terminal					
Part number	Type number	Cross-section	Terminal label	Jumper	Cover
WEI.1608520000	ZDU 2.5 BL	2.5 mm²			
WEI.1608740000	ZAP/TW 1				
WEI.9540000000	ZEW 35				
WEI.1608520000	ZDU 2.5 BL	2.5 mm²			
WEI.1608520000	ZDU 2.5 BL	2.5 mm²			
WEI.1608520000	ZDU 2.5 BL	2.5 mm²			
WEI.1608520000	ZDU 2.5 BL	2.5 mm²			
WEI.1608520000	ZDU 2.5 BL	2.5 mm²			
WEI.1608520000	ZDU 2.5 BL	2.5 mm²			
WEI.1608520000	ZDU 2.5 BL	2.5 mm²			
WEI.1608520000	ZDU 2.5 BL	2.5 mm²			
WEI.1608520000	ZDU 2.5 BL	2.5 mm²			

=V2PZ1PF5+V2UC65-XD11

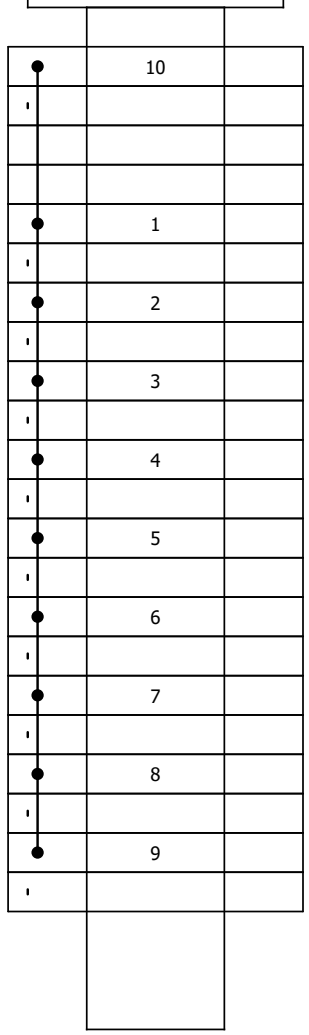

			Date	10/21/2022	Volvo Trucks North America		Valiant TMS	Terminal line-up diagram =V2PZ1PF5+V2UC65-XD11	Drawing name:	=	
			Ed.	MKLEPADLO						+	
			Appr		P6700 Rear Wall - Cell 2V06				Document type: ETT	Project nr: 22-16148	Page 72
Modification	Date	Name	Original		Replacement of	Replaced by	Scale 1:1				1460

Terminal line-up diagram

F12_001

Part number					
Mounting rail			Strip label	End angle rear	End plate

Terminal					
Part number	Type number	Cross-section	Terminal label	Jumper	Cover

=V3WC1+V3UC11-PE

'	PE	

			Date	10/21/2022	Volvo Trucks North America	Valiant TMS	Terminal line-up diagram =V3WC1+V3UC11-PE	Drawing name:	=
			Ed.	MKLEPADLO					+
			Appr		P6700 Rear Wall - Cell 2V06			Document type: ETT	Project nr: 22-16148
Modification	Date	Name	Original		Replacement of / Replaced by	Scale 1:1			Page 73 / 1460

Terminal line-up diagram

F12_001

Part number					
Mounting rail			Strip label	End angle rear	End plate
Terminal					
Part number	Type number	Cross-section	Terminal label	Jumper	Cover
1SNK705012R0000	ZK2.5-4P	2.5			
1SNK705012R0000	ZK2.5-4P	2.5			
1SNK705012R0000	ZK2.5-4P	2.5			
1SNK705012R0000	ZK2.5-4P	2.5			
1SNK705012R0000	ZK2.5-4P	2.5			
1SNK705012R0000	ZK2.5-4P	2.5			
1SNK705012R0000	ZK2.5-4P	2.5			
1SNK705012R0000	ZK2.5-4P	2.5			
1SNK705012R0000	ZK2.5-4P	2.5			
1SNK705012R0000	ZK2.5-4P	2.5			
1SNK705012R0000	ZK2.5-4P	2.5			
1SNK705012R0000	ZK2.5-4P	2.5			
1SNK705012R0000	ZK2.5-4P	2.5			
1SNK705012R0000	ZK2.5-4P	2.5			
1SNK705012R0000	ZK2.5-4P	2.5			
1SNK705012R0000	ZK2.5-4P	2.5			
1SNK705012R0000	ZK2.5-4P	2.5			
1SNK705012R0000	ZK2.5-4P	2.5			

=V3WC2+V3UC11-XD1

	1	
	2	
	3	
	4	
	5	
	6	
	7	
	8	
	9	
	10	
	11	
	12	
	13	
	14	
	15	
	16	

			Date	10/21/2022	Volvo Trucks North America		Valiant TMS	Terminal line-up diagram =V3WC2+V3UC11-XD1	Drawing name:	=	
			Ed.	MKLEPADLO						+	
			Appr		P6700 Rear Wall - Cell 2V06				Document type:	Project nr:	Page 74
Modification	Date	Name	Original		Replacement of	Replaced by	Scale 1:1		ETT	22-16148	1460

Terminal line-up diagram

F12_001

Part number					
Mounting rail			Strip label	End angle rear	End plate
Terminal					
Part number	Type number	Cross-section	Terminal label	Jumper	Cover
1SNK705012R0000	ZK2.5-4P	2.5			
1SNK705012R0000	ZK2.5-4P	2.5			
1SNK705012R0000	ZK2.5-4P	2.5			
1SNK705012R0000	ZK2.5-4P	2.5			
1SNK705012R0000	ZK2.5-4P	2.5			
1SNK705012R0000	ZK2.5-4P	2.5			
1SNK705012R0000	ZK2.5-4P	2.5			
1SNK705012R0000	ZK2.5-4P	2.5			

=V3WC2+V3UC11-XD2

	1	
	2	
	3	
	4	
	5	
	6	
	7	
	8	

			Date	10/21/2022	Volvo Trucks North America	Valiant TMS	Terminal line-up diagram =V3WC2+V3UC11-XD2	Drawing name:	=	
			Ed.	MKLEPADLO					+	
			Appr		P6700 Rear Wall - Cell 2V06			Document type:	Project nr:	Page 75
Modification	Date	Name	Original		Replacement of / Replaced by	Scale 1:1		ETT	22-16148	1460

Terminal line-up diagram

F12_001

Part number					
Mounting rail			Strip label	End angle rear	End plate
Terminal					
Part number	Type number	Cross-section	Terminal label	Jumper	Cover
1SNK705012R0000	ZK2.5-4P	2.5			
1SNK705012R0000	ZK2.5-4P	2.5			
1SNK705012R0000	ZK2.5-4P	2.5			
1SNK705012R0000	ZK2.5-4P	2.5			
1SNK705012R0000	ZK2.5-4P	2.5			



			Date	10/21/2022	Volvo Trucks North America	Valiant TMS	Terminal line-up diagram =V3WC2+V3UC11-XD3	Drawing name:	=	
			Ed.	MKLEPADLO					+	
			Appr		P6700 Rear Wall - Cell 2V06			Document type: ETT	Project nr: 22-16148	Page 76
Modification	Date	Name	Original		Replacement of / Replaced by	Scale 1:1				1460

Terminal line-up diagram

F12_001

Part number					
Mounting rail			Strip label	End angle rear	End plate
Terminal					
Part number	Type number	Cross-section	Terminal label	Jumper	Cover
1SNK706012R0000	ZK4-4P	4			
1SNK706012R0000	ZK4-4P	4			
1SNK706012R0000	ZK4-4P	4			
1SNK706012R0000	ZK4-4P	4			

=V3WC3+V3UC11-XD1

'	1	
'	2	
'	3	
'	4	

			Date	10/21/2022	Volvo Trucks North America	Valiant TMS	Terminal line-up diagram =V3WC3+V3UC11-XD1	Drawing name:	=	
			Ed.	MKLEPADLO					+	
			Appr		P6700 Rear Wall - Cell 2V06			Document type: ETT	Project nr: 22-16148	Page 77
Modification	Date	Name	Original		Replacement of / Replaced by	Scale 1:1				1460

Terminal line-up diagram

F12_001

Part number					
Mounting rail			Strip label	End angle rear	End plate
Terminal					
Part number	Type number	Cross-section	Terminal label	Jumper	Cover
1SNK706012R0000	ZK4-4P	4			
1SNK706012R0000	ZK4-4P	4			
1SNK706012R0000	ZK4-4P	4			
1SNK706012R0000	ZK4-4P	4			
1SNK706012R0000	ZK4-4P	4			
1SNK706012R0000	ZK4-4P	4			
1SNK706012R0000	ZK4-4P	4			
1SNK706012R0000	ZK4-4P	4			
1SNK706012R0000	ZK4-4P	4			
1SNK706012R0000	ZK4-4P	4			
1SNK706012R0000	ZK4-4P	4			
1SNK706012R0000	ZK4-4P	4			

=V3WC3+V3UC11-XD2

'	1	
'	2	
'	3	
'	4	
'	5	
'	6	
'	7	
'	8	
'	9	
'	10	
'	11	
'	12	

			Date	10/21/2022	Volvo Trucks North America		Valiant TMS	Terminal line-up diagram =V3WC3+V3UC11-XD2	Drawing name:	=	
			Ed.	MKLEPADLO						+	
			Appr		P6700 Rear Wall - Cell 2V06				Document type:	Project nr:	Page 78
Modification	Date	Name	Original		Replacement of	Replaced by	Scale 1:1		ETT	22-16148	1460

Terminal line-up diagram

F12_001

Part number					
Mounting rail			Strip label	End angle rear	End plate
Terminal					
Part number	Type number	Cross-section	Terminal label	Jumper	Cover
1SNK705012R0000	ZK2.5-4P	2.5			
1SNK705012R0000	ZK2.5-4P	2.5			
1SNK705012R0000	ZK2.5-4P	2.5			
1SNK705012R0000	ZK2.5-4P	2.5			
1SNK705012R0000	ZK2.5-4P	2.5			
1SNK705012R0000	ZK2.5-4P	2.5			
1SNK705012R0000	ZK2.5-4P	2.5			
1SNK705012R0000	ZK2.5-4P	2.5			
1SNK705012R0000	ZK2.5-4P	2.5			

=V3WC3+V3UC11-XD3

	1	
	2	
	3	
	4	
	5	
	6	
	7	
	8	
	9	

			Date	10/21/2022	Volvo Trucks North America		Valiant TMS	Terminal line-up diagram =V3WC3+V3UC11-XD3	Drawing name:	=	
			Ed.	MKLEPADLO						+	
			Appr		P6700 Rear Wall - Cell 2V06				Document type:	Project nr:	Page 79
Modification	Date	Name	Original		Replacement of	Replaced by	Scale 1:1		ETT	22-16148	1460

Terminal line-up diagram

F12_001

Part number					
Mounting rail			Strip label	End angle rear	End plate
Terminal					
Part number	Type number	Cross-section	Terminal label	Jumper	Cover
1SNK705012R0000	ZK2.5-4P	2.5			
1SNK705012R0000	ZK2.5-4P	2.5			
1SNK705012R0000	ZK2.5-4P	2.5			
1SNK705012R0000	ZK2.5-4P	2.5			

=V3WC4+V3UC11-KF11.14

'	1	
'	2	
'	3	
'	4	

			Date	10/21/2022	Volvo Trucks North America	Valiant TMS	Terminal line-up diagram =V3WC4+V3UC11-KF11.14	Drawing name:	=
			Ed.	MKLEPADLO					+
			Appr		P6700 Rear Wall - Cell 2V06			Document type: ETT	Project nr: 22-16148
Modification	Date	Name	Original		Replacement of / Replaced by	Scale 1:1			Page 80 / 1460

Terminal line-up diagram

F12_001

Part number					
Mounting rail			Strip label	End angle rear	End plate
Terminal					
Part number	Type number	Cross-section	Terminal label	Jumper	Cover
1SNK705012R0000	ZK2.5-4P	2.5			

=V3WC4+V3UC11-XD5

'	1	

80

82

			Date	10/21/2022	Volvo Trucks North America	Valiant TMS	Terminal line-up diagram =V3WC4+V3UC11-XD5	Drawing name:	=	
			Ed.	MKLEPADLO					+	
			Appr		P6700 Rear Wall - Cell 2V06			Document type:	Project nr:	Page 81
Modification	Date	Name	Original		Replacement of	Replaced by	Scale 1:1	ETT	22-16148	1460

Terminal line-up diagram

F12_001

Part number					
Mounting rail			Strip label	End angle rear	End plate
Terminal					
Part number	Type number	Cross-section	Terminal label	Jumper	Cover
1SNK705012R0000	ZK2.5-4P	2.5			

=V3WC4+V3UC11-XD6

'	1	

81

83

			Date	10/21/2022	Volvo Trucks North America		Valiant TMS	Terminal line-up diagram =V3WC4+V3UC11-XD6	Drawing name:	=	
			Ed.	MKLEPADLO						+	
			Appr		P6700 Rear Wall - Cell 2V06				Document type:	Project nr:	Page 82
Modification	Date	Name	Original		Replacement of	Replaced by	Scale 1:1		ETT	22-16148	1460

Terminal line-up diagram

F12_001

Part number					
Mounting rail			Strip label	End angle rear	End plate
Terminal					
Part number	Type number	Cross-section	Terminal label	Jumper	Cover
1SNK705012R0000	ZK2.5-4P	2.5			
1SNK705012R0000	ZK2.5-4P	2.5			
1SNK705012R0000	ZK2.5-4P	2.5			
1SNK705012R0000	ZK2.5-4P	2.5			
1SNK705012R0000	ZK2.5-4P	2.5			
1SNK705012R0000	ZK2.5-4P	2.5			
1SNK705012R0000	ZK2.5-4P	2.5			
1SNK705012R0000	ZK2.5-4P	2.5			
1SNK705012R0000	ZK2.5-4P	2.5			
1SNK705012R0000	ZK2.5-4P	2.5			
1SNK705012R0000	ZK2.5-4P	2.5			
1SNK705012R0000	ZK2.5-4P	2.5			
1SNK705012R0000	ZK2.5-4P	2.5			

=V3WC4+V3UC11-XD10

	1	
	2	
	3	
	5	
	4	
	6	
	7	
	8	
	9	
	10	
	11	
	12	
	13	

			Date	10/21/2022	Volvo Trucks North America		Valiant TMS	Terminal line-up diagram =V3WC4+V3UC11-XD10	Drawing name:	=	
			Ed.	MKLEPADLO						+	
			Appr		P6700 Rear Wall - Cell 2V06				Document type:	Project nr:	Page 83
Modification	Date	Name	Original		Replacement of	Replaced by	Scale 1:1		ETT	22-16148	1460

Terminal line-up diagram

F12_001

Part number					
Mounting rail			Strip label	End angle rear	End plate
Terminal					
Part number	Type number	Cross-section	Terminal label	Jumper	Cover
1SNK705012R0000	ZK2.5-4P	2.5			

=V3WC4+V3UC11-XD11

'	1	

			Date	10/21/2022	Volvo Trucks North America	Valiant TMS	Terminal line-up diagram =V3WC4+V3UC11-XD11	Drawing name:	=
			Ed.	MKLEPADLO					+
			Appr		P6700 Rear Wall - Cell 2V06			Document type: ETT	Project nr: 22-16148
Modification	Date	Name	Original		Replacement of / Replaced by	Scale 1:1			Page 84 / 1460

Terminal line-up diagram

F12_001

Part number					
Mounting rail			Strip label	End angle rear	End plate
Terminal					
Part number	Type number	Cross-section	Terminal label	Jumper	Cover
1SNK705012R0000	ZK2.5-4P	2.5			
1SNK705012R0000	ZK2.5-4P	2.5			

=V3WC4+V3UC11-XD12

	1	
	2	

			Date	10/21/2022	Volvo Trucks North America		Valiant TMS	Terminal line-up diagram =V3WC4+V3UC11-XD12	Drawing name:	=	
			Ed.	MKLEPADLO						+	
			Appr		P6700 Rear Wall - Cell 2V06				Document type:	Project nr:	Page 85
Modification	Date	Name	Original		Replacement of	Replaced by	Scale 1:1		ETT	22-16148	1460

Terminal line-up diagram

F12_001

Part number					
Mounting rail			Strip label	End angle rear	End plate
Terminal					
Part number	Type number	Cross-section	Terminal label	Jumper	Cover
1SNK705012R0000	ZK2.5-4P	2.5			
1SNK705012R0000	ZK2.5-4P	2.5			
1SNK705012R0000	ZK2.5-4P	2.5			
1SNK705012R0000	ZK2.5-4P	2.5			
1SNK705012R0000	ZK2.5-4P	2.5			
1SNK705012R0000	ZK2.5-4P	2.5			
1SNK705012R0000	ZK2.5-4P	2.5			

=V3WC4+V3UC11-XD13

	1	
	2	
	3	
	4	
	5	
	6	
	7	

			Date	10/21/2022	Volvo Trucks North America		Valiant TMS	Terminal line-up diagram =V3WC4+V3UC11-XD13	Drawing name:	=	
			Ed.	MKLEPADLO						+	
			Appr		P6700 Rear Wall - Cell 2V06				Document type:	Project nr:	Page 86
Modification	Date	Name	Original		Replacement of	Replaced by	Scale 1:1		ETT	22-16148	1460

Terminal line-up diagram

F12_001

Part number					
Mounting rail			Strip label	End angle rear	End plate
Terminal					
Part number	Type number	Cross-section	Terminal label	Jumper	Cover
1SNK705012R0000	ZK2.5-4P	2.5			

=V3WC4+V3UC11-XD14

'	1	

			Date	10/21/2022	Volvo Trucks North America		Valiant TMS	Terminal line-up diagram =V3WC4+V3UC11-XD14	Drawing name:	=
			Ed.	MKLEPADLO						+
			Appr		P6700 Rear Wall - Cell 2V06				Document type: ETT	Project nr: 22-16148
Modification	Date	Name	Original		Replacement of	Replaced by	Scale 1:1			Page 87 / 1460

Terminal line-up diagram

F12_001

Part number					
Mounting rail			Strip label	End angle rear	End plate
Terminal					
Part number	Type number	Cross-section	Terminal label	Jumper	Cover
1SNK705012R0000	ZK2.5-4P	2.5			
1SNK705012R0000	ZK2.5-4P	2.5			
1SNK705012R0000	ZK2.5-4P	2.5			
1SNK705012R0000	ZK2.5-4P	2.5			
1SNK705012R0000	ZK2.5-4P	2.5			
1SNK705012R0000	ZK2.5-4P	2.5			
1SNK705012R0000	ZK2.5-4P	2.5			
1SNK705012R0000	ZK2.5-4P	2.5			

=V3WC4+V3UC11-XD20

	1	
	2	
	3	
	4	
	5	
	6	
	7	
	8	

87

89

			Date	10/21/2022	Volvo Trucks North America		Valiant TMS	Terminal line-up diagram =V3WC4+V3UC11-XD20	Drawing name:	=	
			Ed.	MKLEPADLO						+	
			Appr		P6700 Rear Wall - Cell 2V06				Document type:	Project nr:	Page 88
Modification	Date	Name	Original		Replacement of	Replaced by	Scale 1:1		ETT	22-16148	1460

Terminal line-up diagram

F12_001

Part number					
Mounting rail			Strip label	End angle rear	End plate
Terminal					
Part number	Type number	Cross-section	Terminal label	Jumper	Cover
1SNK705012R0000	ZK2.5-4P	2.5			
1SNK705012R0000	ZK2.5-4P	2.5			

=V3WC4+V3UC11-XD51



			Date	10/21/2022	Volvo Trucks North America		Valiant TMS	Terminal line-up diagram =V3WC4+V3UC11-XD51	Drawing name:	=
			Ed.	MKLEPADLO						+
			Appr		P6700 Rear Wall - Cell 2V06				Document type: ETT	Project nr: 22-16148
Modification	Date	Name	Original		Replacement of	Replaced by	Scale 1:1			Page 89 / 1460

Terminal line-up diagram

F12_001

Part number					
Mounting rail			Strip label	End angle rear	End plate
Terminal					
Part number	Type number	Cross-section	Terminal label	Jumper	Cover
1SNK705012R0000	ZK2.5-4P	2.5			
1SNK705012R0000	ZK2.5-4P	2.5			

=V3WC4+V3UC11-XD52



			Date	10/21/2022	Volvo Trucks North America		Valiant TMS	Terminal line-up diagram =V3WC4+V3UC11-XD52	Drawing name:	=	
			Ed.	MKLEPADLO						+	
			Appr		P6700 Rear Wall - Cell 2V06				Document type:	Project nr:	Page 90
Modification	Date	Name	Original		Replacement of	Replaced by	Scale 1:1		ETT	22-16148	1460

Terminal line-up diagram

F12_001

Part number					
Mounting rail			Strip label	End angle rear	End plate
Terminal					
Part number	Type number	Cross-section	Terminal label	Jumper	Cover
1SNK705012R0000	ZK2.5-4P	2.5			
1SNK705012R0000	ZK2.5-4P	2.5			

=V3WC4+V3UC11-XD53



			Date	10/21/2022	Volvo Trucks North America		Valiant TMS	Terminal line-up diagram =V3WC4+V3UC11-XD53	Drawing name:	=	
			Ed.	MKLEPADLO						+	
			Appr		P6700 Rear Wall - Cell 2V06				Document type:	Project nr:	Page 91
Modification	Date	Name	Original		Replacement of	Replaced by	Scale 1:1		ETT	22-16148	1460

Terminal line-up diagram

F12_001

Part number					
Mounting rail			Strip label	End angle rear	End plate
Terminal					
Part number	Type number	Cross-section	Terminal label	Jumper	Cover
1SNK705012R0000	ZK2.5-4P	2.5			
1SNK705012R0000	ZK2.5-4P	2.5			

=V3WC4+V3UC11-XD54

1		
2		

			Date	10/21/2022	Volvo Trucks North America	Valiant TMS	Terminal line-up diagram =V3WC4+V3UC11-XD54	Drawing name:	= +
			Ed.	MKLEPADLO					
			Appr		P6700 Rear Wall - Cell 2V06			Document type: ETT	Project nr: 22-16148
Modification	Date	Name	Original		Replacement of / Replaced by	Scale 1:1			Page 92 / 1460

Terminal line-up diagram

F12_001

Part number					
Mounting rail			Strip label	End angle rear	End plate
Terminal					
Part number	Type number	Cross-section	Terminal label	Jumper	Cover
WEI.1608510000	ZDU 2.5	2.5			
WEI.1608740000	ZAP/TW 1				
WEI.9540000000	ZEW 35				
WEI.1608520000	ZDU 2.5 BL	2.5 mm²			
WEI.1608520000	ZDU 2.5 BL	2.5 mm²			

=V3WC3+V3UC14-XD1

'	1	
'	2	
'		
'	3	
'		

92

94

			Date	10/21/2022	Volvo Trucks North America	Valiant TMS	Terminal line-up diagram =V3WC3+V3UC14-XD1	Drawing name:	=	
			Ed.	MKLEPADLO					+	
			Appr		P6700 Rear Wall - Cell 2V06			Document type:	Project nr:	Page 93
Modification	Date	Name	Original		Replacement of / Replaced by	Scale 1:1		ETT	22-16148	1460

Terminal line-up diagram

F12_001

Part number					
Mounting rail			Strip label	End angle rear	End plate
Terminal					
Part number	Type number	Cross-section	Terminal label	Jumper	Cover
WEI.8731720000	ZTR 2.5/3AN	2.5			
WEI.8731720000	ZTR 2.5/3AN	2.5			
WEI.8731720000	ZTR 2.5/3AN	2.5			
WEI.8731720000	ZTR 2.5/3AN	2.5			

=V3WC4+V3UC14-KF14.12

'	1	
'	2	
'	3	
'	4	

93

95

			Date	10/21/2022	Volvo Trucks North America	Valiant TMS	Terminal line-up diagram =V3WC4+V3UC14-KF14.12	Drawing name:	=
			Ed.	MKLEPADLO					+
			Appr		P6700 Rear Wall - Cell 2V06			Document type: ETT	Project nr: 22-16148
Modification	Date	Name	Original		Replacement of	Replaced by	Scale 1:1		Page 94 / 1460

Terminal line-up diagram

F12_001

Part number					
Mounting rail			Strip label	End angle rear	End plate
Terminal					
Part number	Type number	Cross-section	Terminal label	Jumper	Cover

=V3WC4+V3UC14-XD5

'	1	

94

96

			Date	10/21/2022	Volvo Trucks North America	Valiant TMS	Terminal line-up diagram =V3WC4+V3UC14-XD5	Drawing name:	=	
			Ed.	MKLEPADLO					+	
			Appr		P6700 Rear Wall - Cell 2V06			Document type: ETT	Project nr: 22-16148	Page 95
Modification	Date	Name	Original		Replacement of / Replaced by	Scale 1:1				1460

Terminal line-up diagram

F12_001

Part number					
Mounting rail			Strip label	End angle rear	End plate
Terminal					
Part number	Type number	Cross-section	Terminal label	Jumper	Cover

=V3WC4+V3UC14-XD6

'	1	

			Date	10/21/2022	Volvo Trucks North America	Valiant TMS	Terminal line-up diagram =V3WC4+V3UC14-XD6	Drawing name:	=
			Ed.	MKLEPADLO					+
			Appr		P6700 Rear Wall - Cell 2V06			Document type: ETT	Project nr: 22-16148
Modification	Date	Name	Original		Replacement of / Replaced by	Scale 1:1			Page 96 / 1460

Terminal line-up diagram

F12_001

Part number					
Mounting rail			Strip label	End angle rear	End plate
Terminal					
Part number	Type number	Cross-section	Terminal label	Jumper	Cover
WEI.8731720000	ZTR 2.5/3AN	2.5			
WEI.8731720000	ZTR 2.5/3AN	2.5			
WEI.8731720000	ZTR 2.5/3AN	2.5			
WEI.8731720000	ZTR 2.5/3AN	2.5			
WEI.8731720000	ZTR 2.5/3AN	2.5			
WEI.8731720000	ZTR 2.5/3AN	2.5			
WEI.8731720000	ZTR 2.5/3AN	2.5			
WEI.8731720000	ZTR 2.5/3AN	2.5			
WEI.8731720000	ZTR 2.5/3AN	2.5			
WEI.8731720000	ZTR 2.5/3AN	2.5			
WEI.8731720000	ZTR 2.5/3AN	2.5			
WEI.8731720000	ZTR 2.5/3AN	2.5			
WEI.8731720000	ZTR 2.5/3AN	2.5			
WEI.8731720000	ZTR 2.5/3AN	2.5			
WEI.8731720000	ZTR 2.5/3AN	2.5			
WEI.8731720000	ZTR 2.5/3AN	2.5			
WEI.8731720000	ZTR 2.5/3AN	2.5			
WEI.8731720000	ZTR 2.5/3AN	2.5			
WEI.8731720000	ZTR 2.5/3AN	2.5			
WEI.8731720000	ZTR 2.5/3AN	2.5			
WEI.8731720000	ZTR 2.5/3AN	2.5			
WEI.8731720000	ZTR 2.5/3AN	2.5			

=V3WC4+V3UC14-XD10

	1
	2
	4
	3
	5
	6
	7
	8
	9
	10
	11
	12
	13
	14
	15
	16
	17
	18
	19
	20
	21

			Date	12/22/2022	Volvo Trucks North America		Valiant TMS	Terminal line-up diagram =V3WC4+V3UC14-XD10	Drawing name:	=	
			Ed.	KMAFFRE						+	
			Appr		P6700 Rear Wall - Cell 2V06				Document type:	Project nr:	Page 97
Modification	Date	Name	Original		Replacement of	Replaced by	Scale 1:1		ETT	22-16148	1460

Terminal line-up diagram

F12_001

Part number					
Mounting rail			Strip label	End angle rear	End plate
Terminal					
Part number	Type number	Cross-section	Terminal label	Jumper	Cover
WEI.8731720000	ZTR 2.5/3AN	2.5			

=V3WC4+V3UC14-XD11

'	1	

			Date	10/21/2022	Volvo Trucks North America		Valiant TMS	Terminal line-up diagram =V3WC4+V3UC14-XD11	Drawing name:	=	
			Ed.	MKLEPADLO						+	
			Appr		P6700 Rear Wall - Cell 2V06				Document type:	Project nr:	Page 98
Modification	Date	Name	Original		Replacement of	Replaced by	Scale 1:1		ETT	22-16148	1460

Terminal line-up diagram

F12_001

Part number					
Mounting rail			Strip label	End angle rear	End plate
Terminal					
Part number	Type number	Cross-section	Terminal label	Jumper	Cover
WEI.8731720000	ZTR 2.5/3AN	2.5			
WEI.8731720000	ZTR 2.5/3AN	2.5			

=V3WC4+V3UC14-XD12

	1	
	2	

			Date	10/21/2022	Volvo Trucks North America	Valiant TMS	Terminal line-up diagram =V3WC4+V3UC14-XD12	Drawing name:	=
			Ed.	MKLEPADLO					+
			Appr		P6700 Rear Wall - Cell 2V06			Document type: ETT	Project nr: 22-16148
Modification	Date	Name	Original		Replacement of / Replaced by	Scale 1:1			Page 99 / 1460

Terminal line-up diagram

F12_001

Part number					
Mounting rail			Strip label	End angle rear	End plate
Terminal					
Part number	Type number	Cross-section	Terminal label	Jumper	Cover
WEI.8731720000	ZTR 2.5/3AN	2.5			
WEI.8731720000	ZTR 2.5/3AN	2.5			

=V3WC4+V3UC14-XD13



			Date	10/21/2022	Volvo Trucks North America		Valiant TMS	Terminal line-up diagram =V3WC4+V3UC14-XD13	Drawing name:	=	
			Ed.	MKLEPADLO						+	
			Appr		P6700 Rear Wall - Cell 2V06				Document type:	Project nr:	Page 100
Modification	Date	Name	Original		Replacement of	Replaced by	Scale 1:1		ETT	22-16148	1460

Terminal line-up diagram

F12_001

Part number					
Mounting rail			Strip label	End angle rear	End plate
Terminal					
Part number	Type number	Cross-section	Terminal label	Jumper	Cover
WEI.8731720000	ZTR 2.5/3AN	2.5			

=V3WC4+V3UC14-XD14

'	1	

			Date	10/21/2022	Volvo Trucks North America	Valiant TMS	Terminal line-up diagram =V3WC4+V3UC14-XD14	Drawing name:	=
			Ed.	MKLEPADLO					+
			Appr		P6700 Rear Wall - Cell 2V06			Document type: ETT	Project nr: 22-16148
Modification	Date	Name	Original		Replacement of / Replaced by	Scale 1:1			Page 101 / 1460

Terminal line-up diagram

F12_001

Part number					
Mounting rail			Strip label	End angle rear	End plate
Terminal					
Part number	Type number	Cross-section	Terminal label	Jumper	Cover
WEI.8731720000	ZTR 2.5/3AN	2.5			
WEI.8731720000	ZTR 2.5/3AN	2.5			
WEI.8731720000	ZTR 2.5/3AN	2.5			
WEI.8731720000	ZTR 2.5/3AN	2.5			



			Date	10/27/2022	Volvo Trucks North America		Valiant TMS	Terminal line-up diagram =V3WC4+V3UC14-XD15	Drawing name:	=	
			Ed.	KMAFFRE						+	
			Appr		P6700 Rear Wall - Cell 2V06				Document type:	Project nr:	Page 102
Modification	Date	Name	Original		Replacement of	Replaced by	Scale 1:1		ETT	22-16148	1460

Terminal line-up diagram

F12_001

Part number					
Mounting rail			Strip label	End angle rear	End plate
Terminal					
Part number	Type number	Cross-section	Terminal label	Jumper	Cover
WEI.8731720000	ZTR 2.5/3AN	2.5			

=V3WC4+V3UC14-XD16

'	1	

			Date	10/27/2022	Volvo Trucks North America	Valiant TMS	Terminal line-up diagram =V3WC4+V3UC14-XD16	Drawing name:	=
			Ed.	KMAFFRE					+
			Appr		P6700 Rear Wall - Cell 2V06			Document type: ETT	Project nr: 22-16148
Modification	Date	Name	Original		Replacement of / Replaced by	Scale 1:1			Page 103 / 1460

Terminal line-up diagram

F12_001

Part number					
Mounting rail			Strip label	End angle rear	End plate
Terminal					
Part number	Type number	Cross-section	Terminal label	Jumper	Cover
WEI.8731720000	ZTR 2.5/3AN	2.5			

=V3WC4+V3UC14-XD17

'	1	

			Date	10/21/2022	Volvo Trucks North America	Valiant TMS	Terminal line-up diagram =V3WC4+V3UC14-XD17	Drawing name:	=	
			Ed.	MKLEPADLO					+	
			Appr		P6700 Rear Wall - Cell 2V06			Document type: ETT	Project nr: 22-16148	Page 104
Modification	Date	Name	Original		Replacement of / Replaced by	Scale 1:1				1460

Terminal line-up diagram

F12_001

Part number					
Mounting rail			Strip label	End angle rear	End plate
Terminal					
Part number	Type number	Cross-section	Terminal label	Jumper	Cover
WEI.8731720000	ZTR 2.5/3AN	2.5			
WEI.8731720000	ZTR 2.5/3AN	2.5			

=V3WC4+V3UC14-XD18



			Date	12/22/2022	Volvo Trucks North America		Valiant TMS	Terminal line-up diagram =V3WC4+V3UC14-XD18	Drawing name:	=	
			Ed.	KMAFFRE						+	
			Appr		P6700 Rear Wall - Cell 2V06				Document type:	Project nr:	Page 105
Modification	Date	Name	Original		Replacement of	Replaced by	Scale 1:1		ETT	22-16148	1460

Terminal line-up diagram

F12_001

Part number					
Mounting rail			Strip label	End angle rear	End plate
Terminal					
Part number	Type number	Cross-section	Terminal label	Jumper	Cover
WEI.8731720000	ZTR 2.5/3AN	2.5			
WEI.8731720000	ZTR 2.5/3AN	2.5			

=V3WC4+V3UC14-XD51



			Date	10/21/2022	Volvo Trucks North America		Valiant TMS	Terminal line-up diagram =V3WC4+V3UC14-XD51	Drawing name:	=	
			Ed.	MKLEPADLO						+	
			Appr		P6700 Rear Wall - Cell 2V06				Document type: ETT	Project nr: 22-16148	Page 106
Modification	Date	Name	Original		Replacement of	Replaced by	Scale 1:1				1460

Terminal line-up diagram

F12_001

Part number					
Mounting rail			Strip label	End angle rear	End plate
Terminal					
Part number	Type number	Cross-section	Terminal label	Jumper	Cover
WEI.8731720000	ZTR 2.5/3AN	2.5			
WEI.8731720000	ZTR 2.5/3AN	2.5			

=V3WC4+V3UC14-XD52



			Date	10/21/2022	Volvo Trucks North America		Valiant TMS	Terminal line-up diagram =V3WC4+V3UC14-XD52	Drawing name:	=	
			Ed.	MKLEPADLO						+	
			Appr		P6700 Rear Wall - Cell 2V06				Document type:	Project nr:	Page 107
Modification	Date	Name	Original		Replacement of	Replaced by	Scale 1:1		ETT	22-16148	1460

Terminal line-up diagram

F12_001

Part number					
Mounting rail			Strip label	End angle rear	End plate
Terminal					
Part number	Type number	Cross-section	Terminal label	Jumper	Cover
WEI.8731720000	ZTR 2.5/3AN	2.5			
WEI.8731720000	ZTR 2.5/3AN	2.5			

=V3WC4+V3UC14-XD53



			Date	10/21/2022	Volvo Trucks North America	Valiant TMS	Terminal line-up diagram =V3WC4+V3UC14-XD53	Drawing name:	=	
			Ed.	MKLEPADLO					+	
			Appr		P6700 Rear Wall - Cell 2V06			Document type:	Project nr:	Page 108
Modification	Date	Name	Original		Replacement of / Replaced by	Scale 1:1		ETT	22-16148	1460

Terminal line-up diagram

F12_001

Part number					
Mounting rail			Strip label	End angle rear	End plate
Terminal					
Part number	Type number	Cross-section	Terminal label	Jumper	Cover
WEI.8731720000	ZTR 2.5/3AN	2.5			
WEI.8731720000	ZTR 2.5/3AN	2.5			

=V3WC4+V3UC14-XD54



			Date	10/21/2022	Volvo Trucks North America		Valiant TMS	Terminal line-up diagram =V3WC4+V3UC14-XD54	Drawing name:	=	
			Ed.	MKLEPADLO						+	
			Appr		P6700 Rear Wall - Cell 2V06				Document type:	Project nr:	Page 109
Modification	Date	Name	Original		Replacement of	Replaced by	Scale 1:1		ETT	22-16148	1460

Terminal line-up diagram

F12_001

Part number					
Mounting rail			Strip label	End angle rear	End plate
Terminal					
Part number	Type number	Cross-section	Terminal label	Jumper	Cover
WEI.8731720000	ZTR 2.5/3AN	2.5			
WEI.1608800000	ZAP/TW 3				
WEI.9540000000	ZEW 35				
WEI.8731720000	ZTR 2.5/3AN	2.5			
WEI.8731720000	ZTR 2.5/3AN	2.5			
WEI.8731720000	ZTR 2.5/3AN	2.5			
WEI.8731720000	ZTR 2.5/3AN	2.5			
WEI.8731720000	ZTR 2.5/3AN	2.5			
WEI.8731720000	ZTR 2.5/3AN	2.5			
WEI.8731720000	ZTR 2.5/3AN	2.5			
WEI.8731720000	ZTR 2.5/3AN	2.5			
WEI.8731720000	ZTR 2.5/3AN	2.5			
WEI.8731720000	ZTR 2.5/3AN	2.5			
WEI.8731720000	ZTR 2.5/3AN	2.5			
WEI.8731720000	ZTR 2.5/3AN	2.5			
WEI.8731720000	ZTR 2.5/3AN	2.5			
WEI.8731720000	ZTR 2.5/3AN	2.5			

=V3WC4+V3UC32-XD11

	1	
	2	
	3	
	4	
	5	
	6	
	7	
	11	
	12	
	13	
	14	
	15	
	16	
	17	

			Date	10/21/2022	Volvo Trucks North America	Valiant TMS	Terminal line-up diagram =V3WC4+V3UC32-XD11	Drawing name:	=
			Ed.	MKLEPADLO					+
			Appr		P6700 Rear Wall - Cell 2V06			Document type: ETT	Project nr: 22-16148	Page 110
Modification	Date	Name	Original		Replacement of / Replaced by	Scale 1:1				1460

Terminal line-up diagram

F12_001

Part number					
Mounting rail			Strip label	End angle rear	End plate
Terminal					
Part number	Type number	Cross-section	Terminal label	Jumper	Cover
WEI.1608510000	ZDU 2.5	2.5			
WEI.1608510000	ZDU 2.5	2.5			
WEI.1608510000	ZDU 2.5	2.5			
WEI.1608510000	ZDU 2.5	2.5			

=V4AR181FQ1+V4AR181UC01-TB2

'	19021	
'	19031	
'	19041	
'	19051	

			Date	12/16/2022	Volvo Trucks North America	Valiant TMS	Terminal line-up diagram =V4AR181FQ1+V4AR181UC01-TB2	Drawing name:	=
			Ed.	MKLEPADLO					+
			Appr		P6700 Rear Wall - Cell 2V06			Document type: ETT	Project nr: 22-16148
Modification	Date	Name	Original		Replacement of / Replaced by	Scale 1:1			Page 111 / 1460

Terminal line-up diagram

F12_001

Part number					
Mounting rail			Strip label	End angle rear	End plate
Terminal					
Part number	Type number	Cross-section	Terminal label	Jumper	Cover
WEI.8731720000	ZTR 2.5/3AN	2.5			
WEI.8731720000	ZTR 2.5/3AN	2.5			
WEI.8731720000	ZTR 2.5/3AN	2.5			
WEI.8731720000	ZTR 2.5/3AN	2.5			
WEI.8731720000	ZTR 2.5/3AN	2.5			
WEI.8731720000	ZTR 2.5/3AN	2.5			
WEI.8731720000	ZTR 2.5/3AN	2.5			
WEI.8731720000	ZTR 2.5/3AN	2.5			
WEI.8731720000	ZTR 2.5/3AN	2.5			
WEI.8731720000	ZTR 2.5/3AN	2.5			
WEI.8731720000	ZTR 2.5/3AN	2.5			
WEI.8731720000	ZTR 2.5/3AN	2.5			
WEI.1608800000	ZAP/TW 3				
WEI.8731720000	ZTR 2.5/3AN	2.5			
WEI.1608800000	ZAP/TW 3				
WEI.8731720000	ZTR 2.5/3AN	2.5			
WEI.1608800000	ZAP/TW 3				
WEI.8731720000	ZTR 2.5/3AN	2.5			
WEI.1608800000	ZAP/TW 3				
WEI.8731720000	ZTR 2.5/3AN	2.5			
WEI.1608800000	ZAP/TW 3				

=V4WC4+V4UC46-XD11

	1	
	2	
	3	
	4	
	5	
	6	
	7	
	8	
	9	
	11	
	12	
	13	
	14	
	15	
	16	
	17	
	18	
	19	

			Date	12/16/2022	Volvo Trucks North America		Valiant TMS	Terminal line-up diagram =V4WC4+V4UC46-XD11	Drawing name:	=	
			Ed.	MKLEPADLO						+	
			Appr		P6700 Rear Wall - Cell 2V06				Document type:	Project nr:	Page 112
Modification	Date	Name	Original		Replacement of	Replaced by	Scale 1:1		ETT	22-16148	1460

Terminal line-up diagram

F12_001

Part number					
Mounting rail			Strip label	End angle rear	End plate
Terminal					
Part number	Type number	Cross-section	Terminal label	Jumper	Cover
WEI.1608510000	ZDU 2.5	2.5			
WEI.1608740000	ZAP/TW 1				
WEI.8731720000	ZTR 2.5/3AN	2.5			

=V4WC4+V4UC46-XD14

'	1	
'		
'	11	

			Date	12/16/2022	Volvo Trucks North America	Valiant TMS	Terminal line-up diagram =V4WC4+V4UC46-XD14	Drawing name:	=
			Ed.	MKLEPADLO					+
			Appr		P6700 Rear Wall - Cell 2V06			Document type: ETT	Project nr: 22-16148	Page 113
Modification	Date	Name	Original		Replacement of / Replaced by	Scale 1:1				1460

Terminal line-up diagram

F12_001

Part number					
Mounting rail			Strip label	End angle rear	End plate
Terminal					
Part number	Type number	Cross-section	Terminal label	Jumper	Cover
WEI.8731720000	ZTR 2.5/3AN	2.5			
WEI.8731720000	ZTR 2.5/3AN	2.5			
WEI.8731720000	ZTR 2.5/3AN	2.5			

=V4WC4+V4UC46-XD51.1

'	1	
'	2	
'	11	

113

115

			Date	12/16/2022	Volvo Trucks North America	Valiant TMS	Terminal line-up diagram =V4WC4+V4UC46-XD51.1	Drawing name:	=	
			Ed.	MKLEPADLO					+	
			Appr		P6700 Rear Wall - Cell 2V06			Document type: ETT	Project nr: 22-16148	Page 114
Modification	Date	Name	Original		Replacement of	Replaced by	Scale 1:1			1460

Terminal line-up diagram

F12_001

Part number					
Mounting rail			Strip label	End angle rear	End plate
Terminal					
Part number	Type number	Cross-section	Terminal label	Jumper	Cover
WEI.8731720000	ZTR 2.5/3AN	2.5			
WEI.8731720000	ZTR 2.5/3AN	2.5			
WEI.8731720000	ZTR 2.5/3AN	2.5			

=V4WC4+V4UC46-XD52.1

'	1	
'	2	
'	11	

114

116

			Date	12/16/2022	Volvo Trucks North America		Valiant TMS	Terminal line-up diagram =V4WC4+V4UC46-XD52.1	Drawing name:	=
			Ed.	MKLEPADLO						+
			Appr		P6700 Rear Wall - Cell 2V06				Document type: ETT	Project nr: 22-16148
Modification	Date	Name	Original		Replacement of	Replaced by	Scale 1:1			Page 115 / 1460

Terminal line-up diagram

F12_001

Part number					
Mounting rail			Strip label	End angle rear	End plate
Terminal					
Part number	Type number	Cross-section	Terminal label	Jumper	Cover
WEI.8731720000	ZTR 2.5/3AN	2.5			
WEI.8731720000	ZTR 2.5/3AN	2.5			
WEI.8731720000	ZTR 2.5/3AN	2.5			

=V4WC4+V4UC46-XD53.1

'	1	
'	2	
'	11	

115

117

			Date	12/16/2022	Volvo Trucks North America		Valiant TMS	Terminal line-up diagram =V4WC4+V4UC46-XD53.1	Drawing name:	=
			Ed.	MKLEPADLO						+
			Appr		P6700 Rear Wall - Cell 2V06				Document type: ETT	Project nr: 22-16148
Modification	Date	Name	Original		Replacement of	Replaced by	Scale 1:1			Page 116 / 1460

Terminal line-up diagram

F12_001

Part number					
Mounting rail			Strip label	End angle rear	End plate
Terminal					
Part number	Type number	Cross-section	Terminal label	Jumper	Cover
WEI.8731720000	ZTR 2.5/3AN	2.5			
WEI.8731720000	ZTR 2.5/3AN	2.5			
WEI.8731720000	ZTR 2.5/3AN	2.5			

=V4WC4+V4UC46-XD54.1

'	1	
'	2	
'	11	

116

118

			Date	12/16/2022	Volvo Trucks North America		Valiant TMS	Terminal line-up diagram =V4WC4+V4UC46-XD54.1	Drawing name:	=
			Ed.	MKLEPADLO						+
			Appr		P6700 Rear Wall - Cell 2V06				Document type: ETT	Project nr: 22-16148
Modification	Date	Name	Original		Replacement of	Replaced by	Scale 1:1			Page 117 / 1460

Terminal line-up diagram

F12_001

Part number					
Mounting rail			Strip label	End angle rear	End plate
Terminal					
Part number	Type number	Cross-section	Terminal label	Jumper	Cover
WEI.1608520000	ZDU 2.5 BL	2.5 mm²			
WEI.1608740000	ZAP/TW 1				
WEI.9540000000	ZEW 35				
WEI.1608520000	ZDU 2.5 BL	2.5 mm²			
WEI.1608520000	ZDU 2.5 BL	2.5 mm²			
WEI.1608520000	ZDU 2.5 BL	2.5 mm²			
WEI.1608520000	ZDU 2.5 BL	2.5 mm²			
WEI.1608520000	ZDU 2.5 BL	2.5 mm²			
WEI.1608520000	ZDU 2.5 BL	2.5 mm²			
WEI.1608520000	ZDU 2.5 BL	2.5 mm²			
WEI.1608520000	ZDU 2.5 BL	2.5 mm²			
WEI.1608520000	ZDU 2.5 BL	2.5 mm²			

=V4PZ1PF1+V4UC61-XD11

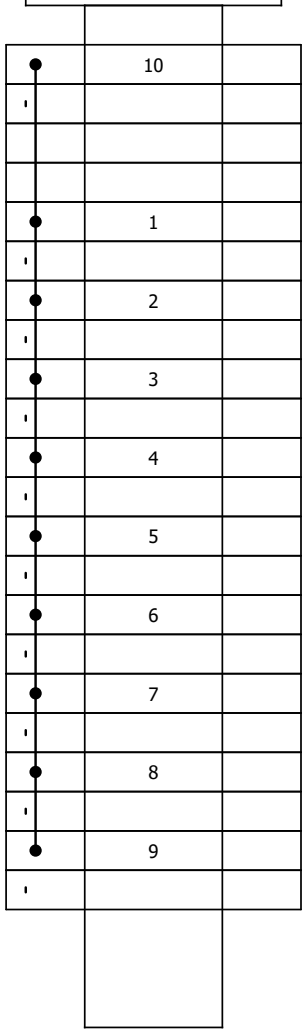

117

&EXX/1

			Date	12/16/2022	Volvo Trucks North America		Valiant TMS	Terminal line-up diagram =V4PZ1PF1+V4UC61-XD11	Drawing name:	=
			Ed.	MKLEPADLO						+
			Appr		P6700 Rear Wall - Cell 2V06				Document type: ETT	Project nr: 22-16148
Modification	Date	Name	Original		Replacement of	Replaced by	Scale 1:1			Page 118 / 1460

Summarized parts list

F02_001

Order number	Quantity	Description Designation	Type number Part number	Manufacturer Supplier	Unit price	Total price	Pos
	25 Piece	Mounting rail EN 50 022 (35x7,5)	TS 35_7,5 TS 35_7,5		0.00	0.00	
	0					0.00	
1SFA619550R1051	8 PCE	EMERGENCY STOP CE4T-10R-02	CE4T-10R-02 ABB.1SFA619550R1051	ABB ABB	0.00	0.00	
1SFA616915R1005	9 Piece	LEGEND PLATET KTC15-1005	KTC15-1005 ABB.1SFA616915R1005	ABB	0.00	0.00	
ECGB5	8 Piece	Ground bar kit, 5 positions.	ECGB5 US2.ECGB5	SIE SIE	0.00	0.00	
C1.5LG6	8 ft	Wiring Duct Covers, PVC	C1.5LG6 PAN.C1.5LG6	PAN PAN	0.00	0.00	
C1LG6	4 ft	Wiring Duct Covers, PVC	C1LG6 PAN.C1LG6	PAN PAN	0.00	0.00	
G1.5X4LG6	8 ft	Wide Slotted Wiring Duct, PVC	G1.5X4LG6 PAN.G1.5X4LG6	PAN PAN	0.00	0.00	
G1X4LG6	4 ft	Wide Slotted Wiring Duct, PVC	G1X4LG6 PAN.G1X4LG6	PAN PAN	0.00	0.00	
6ES5710-8MA11	5	STAND.SECTIONAL RAIL 35MM, LENGTH 483MM	6ES5710-8MA11 SIE.6ES5710-8MA11	SIE Siemens AG	0.00	0.00	
5386050	1 pc(s).	PC PC enclosure system, WHD: 800x1600x600 mm, Sheet steel	PC.5386050 RIT.5386050	RIT RIT	0.00	0.00	
	1		TS 8617.580		0.00	0.00	
	1		TS 8640.003		0.00	0.00	
	1		TS 8640.033		0.00	0.00	
E4PBG	2 piece	Pushbutton Enclosure, Type 12, 4PB, 22.5mm holes, 10.00Hx3.25Wx2.75D, Gray, Steel	E4PBG HOFFMAN.E4PBG	HOFFMAN HOFFMAN	0.00	0.00	
ASPBG	2 piece	Hol-Sealers Hole Seal, 1.22" diameter, Gray, Steel	ASPBG ASPBG	HOFFMAN HOFFMAN	0.00	0.00	
6ES7517-3FP00-0AB0	1	CPU 1517F-3 PN/DP, 3MB PROG., 8MB DATA	6ES7517-3FP00-0AB0 SIE.6ES7517-3FP00-0AB0	SIE SIE	0.00	0.00	
6ES7590-1AC40-0AA0	1	MOUNTING RAIL 245MM (9.6")	6ES7590-1AC40-0AA0 SIE.6ES7590-1AC40-0AA0	SIE SIE	0.00	0.00	
6ES7155-6AA01-0BN0	12	ET 200SP, IM155-6PN ST INCL. BA 2XRJ45	6ES7155-6AA01-0BN0 SIE.6ES7155-6AA01-0BN0	SIE SIE	0.00	0.00	

Summarized parts list

F02_001

Order number	Quantity	Description Designation	Type number Part number	Manufacturer Supplier	Unit price	Total price	Pos
6ES7131-6BH01-0BA0	20	ET 200SP, DI 16x 24V DC ST, PU 1	6ES7131-6BH01-0BA0 SIE.6ES7131-6BH01-0BA0	SIE SIE	0.00	0.00	
6ES7132-6BH01-0BA0	8	ET 200SP, DQ 16x 24V DC/0,5A ST, PU 1	6ES7132-6BH01-0BA0 SIE.6ES7132-6BH01-0BA0	SIE SIE	0.00	0.00	
6ES7136-6BA01-0CA0	4	ET 200SP, El-Mod., F-DI 8x24VDC HF	6ES7136-6BA01-0CA0 SIE.6ES7136-6BA01-0CA0	SIE SIE	0.00	0.00	
6GK5615-0AA00-2AA2	1	SCALANCE S615	6GK5615-0AA00-2AA2 SIE.6GK5615-0AA00-2AA2	SIE SIE	0.00	0.00	
6GK5216-0BA00-2AC2	5	SCALANCE XC216	6GK5216-0BA00-2AC2 SIE.6GK5216-0BA00-2AC2	SIE SIE	0.00	0.00	
RJ45S FKSDED 423-1M	120	Profinet cable - RJ45 plug to M12 Female receptacle; 1m long	RJ45S FKSDED 423-1M TUR.RJ45S FKSDED 423-1M	TURCK TURCK	0.00	0.00	
	2		4000-73000-0180000		0.00	0.00	
8WD4408-0AA	13 piece	Signaling column connection element for pipe mounting incl. end cover and base	8WD4408-0AA SIE.8WD4408-0AA	SIE SIE	0.00	0.00	
8WD4420-0EA2	13 piece	Signaling column multifunctional siren element different sounds can be set 24 V	8WD4420-0EA2 SIE.8WD4420-0EA2	SIE	0.00	0.00	
8WD4420-5AB	13 piece	Signaling column continuous light element LED red, 24 V AC/DC	8WD4420-5AB SIE.8WD4420-5AB	SIE SIE	0.00	0.00	
8WD4420-5AC	13 piece	Signaling column continuous light element LED green, 24 V AC/DC	8WD4420-5AC SIE.8WD4420-5AC	SIE SIE	0.00	0.00	
1SFA619100R1022	4 PCE	PUSHBUTTON CP1-10G-20	CP1-10G-20 ABB.1SFA619100R1022	ABB ABB	0.00	0.00	
1SFA619100R1023	5 PCE	PUSHBUTTON CP1-10Y-20	CP1-10Y-20 ABB.1SFA619100R1023	ABB ABB	0.00	0.00	
1SFA619100R1111	1 PCE	PUSHBUTTON CP1-11R-10 24V AC/DC	CP1-11R-10 ABB.1SFA619100R1111	ABB ABB	0.00	0.00	
1SFA619100R1026	1 PCE	PUSHBUTTON CP1-10B-20	CP1-10B-20 ABB.1SFA619100R1026	ABB ABB	0.00	0.00	
1SFA619100R1118	4 PCE	PUSHBUTTON CP1-11C-10	CP1-11C-10 ABB.1SFA619100R1118	ABB ABB	0.00	0.00	
1SFA619200R1016	1 PCE	SELECTOR SWITCH C2SS1-10B-10	C2SS1-10B-10 ABB.1SFA619200R1016	ABB ABB	0.00	0.00	
2CDS271337R0104	6 PCE	Miniature Circuit Breaker - SU200 M - 1P - C - 10 A	SU201M-C10 ABB.2CDS271337R0104	ABB ABB	0.00	0.00	
6EP19612BA41	5	SITOP PSE200U	6EP1961-2BA41 SIE.6EP1961-2BA41	SIE SIE	0.00	0.00	

Summarized parts list

F02_001

Order number	Quantity	Description Designation	Type number Part number	Manufacturer Supplier	Unit price	Total price	Pos
6EP4134-3AB00-2AY0	1	SITOP UPS1600	6EP4134-3AB00-2AY0 SIE.6EP4134-3AB00-2AY0	SIE	0.00	0.00	
6EP4134-0GB00-0AY0	1	SITOP UPS1100	6EP4134-0GB00-0AY0 SIE.6EP4134-0GB00-0AY0	SIE SIE	0.00	0.00	
6EP3336-7SB00-3AX0	11	SITOP PSU6200 1ph 24 V/20 A	6EP3336-7SB00-3AX0 SIE.6EP3336-7SB00-3AX0	SIE	0.00	0.00	
BS 8251-0/PG9	5 piece	MALE 5-PIN M12 FIELD ATTACHABLE CONNECTOR	BS 8251-0/PG9 TUR.BS 8251-0/PG9	TURCK TURCK	0.00	0.00	
EMPD3FBCB-025A-M	12		EMPD3FBCB-025A-M EMPD3FBCB-025A-M	Electro-Matic Electro-Matic	0.00	0.00	
2CMA193115R1000	12	Surface socket-outlet	ABB.2CMA193115R1000	ABB ABB	0.00	0.00	
1625891	53 piece	Inductive sensor	NI50U-CK40-AP6X2-H1141/S1590 W/BS4_A TUR.1625891	TUR Turck	0.00	0.00	
1652920	28 piece	Inductive sensor	NI15U-MT18M-AP6X2-H1141/S1589 TUR.1652920	TUR Turck	0.00	0.00	
VB2-FSM 4.4/2FKM 4/S3450	114	Y splitter	U2-30676 TUR.VB2-FSM 4.4/2FKM 4/S3450	TURCK TURCK	0.00	0.00	
548755	0	Bus node	CPX-FB33 FES.548755	FES FES	0.00	0.00	
550208	0	Interlinking block	CPX-M-GE-EV-S-7/8-5POL FES.550208	FES FES	0.00	0.00	
549335	0	Manifold block	CPX-M-AB-8-M12X2-5POL FES.549335	FES FES	0.00	0.00	
1324638	124 piece	Inductive sensor Monitoring Kit for Power Clamps	1324638 TUN.1324638	TUNKERS TUNKERS	0.00	0.00	
55556	5 Piece	Field bus, decentralized peripheral - digital I/O module	MVK-MPNIO F DI16/8 7/8" IRT MURR.55556	MURR	0.00	0.00	
1634994	5 piece	Inductive sensor	NI10U-MT12E-AP6X2-H1141/S1589 TUR.1634994	TUR Turck	0.00	0.00	
WWS001A	14	4-Wire, 4-Pin, DC M12 X 1 (PNP)	WWS001A WEL.WWS001A	WEL WEL	0.00	0.00	
1324644	114 piece	Inductive sensor Monitoring Kit for Power Clamps	1324644 TUN.1324644	TUNKERS TUNKERS	0.00	0.00	
8001234	4 piece	Pressure sensor	SPAU-V1R-W-G18FD-L-PNLK-PNVBA-M12U FES.8001234	FES FES	0.00	0.00	
EMPD3FBCB-060A-M	2		EMPD3FBCB-060A-M EMPD3FBCB-060A-M	Electro-Matic Electro-Matic	0.00	0.00	

Summarized parts list

F02_001

Order number	Quantity	Description Designation	Type number Part number	Manufacturer Supplier	Unit price	Total price	Pos
1627205	2 piece	Inductive sensor	BI20U-CA40-AP6X2-H1141/S1590 W/BS2.0 TUR.1627205	TUR Turck	0.00	0.00	
	4		SICK.1100408			0.00	
SLSCP30-1200P44NT	12	EZ-Screen System	SLSCP30-1200P44NT BAN.SLSCP30-1200P44NT	BANNER BANNER	0.00	0.00	
MGB-L2B-PNA-L-121863	5 Piece	SWITCH	MGB-L2B-PNA-L-121863 EUC.MGB-L2B-PNA-L-121863	EUCHNER EUCHNER	0.00	0.00	
MGB-H-AA1A2-L-106221	5 Piece	HANDLE	MGB-H-AA1A2-L-106221 EUC.MGB-H-AA1A2-L-106221	EUCHNER EUCHNER	0.00	0.00	
MGB-A-MOUNTINGPLATE-H-109491	6 Piece	MOUNTING PLATE	MGB-A-MOUNTINGPLATE-H-109491 EUC.MGB-A-MOUNTINGPLATE-H-109491	EUCHNER EUCHNER	0.00	0.00	
MGB-E-A2-106051	6 Piece	ESCAPE RELEASE	MGB-E-A2-106051 EUC.MGB-E-A2-106051	EUCHNER EUCHNER	0.00	0.00	
2CDS253001R0324	1 PCE	3P-C32	S203-C32 ABB.2CDS253001R0324	ABB ABB	0.00	0.00	
6ES7193-6BP00-0DA0	12	BASEUNIT TYPE A0, BU15-P16+A0+2D	6ES7193-6BP00-0DA0 SIE.6ES7193-6BP00-0DA0	SIE SIE	0.00	0.00	
6ES7136-6BA00-0CA0	8	ET 200SP, El-Mod., F-DI 8x24VDC HF	6ES7136-6BA00-0CA0 SIE.6ES7136-6BA00-0CA0	SIE SIEMENS	0.00	0.00	
6ES7136-6DB00-0CA0	12	ET 200SP, El-Mod., F-DQ 4xDC 24V/2A	6ES7136-6DB00-0CA0 SIE.6ES7136-6DB00-0CA0	SIE	0.00	0.00	
6ES7136-6RA00-0BF0	32	ET 200SP, F-RQ 1x24VDC/24..230VAC/5A ST	6ES7136-6RA00-0BF0 SIE.6ES7136-6RA00-0BF0	SIE	0.00	0.00	
6ES7193-6BP20-0BF0	16	BASEUNIT TYPE F0, BU20-P8+A4+0B	6ES7193-6BP20-0BF0 SIE.6ES7193-6BP20-0BF0	SIE SIE	0.00	0.00	
	4		SIE.6GK1900-0AB10			0.00	
6GK5208-0BA00-2AC2	4	SCALANCE XC208	6GK5208-0BA00-2AC2 SIE.6GK5208-0BA00-2AC2	SIE SIE	0.00	0.00	
1050000	4 piece	Compact enclosure AX	AX.1050000 RIT.1050000	RIT	0.00	0.00	
8WD4420-5AD	8 piece	Signaling column continuous light element LED yellow, 24 V AC/DC	8WD4420-5AD SIE.8WD4420-5AD	SIE SIE	0.00	0.00	
8WD4420-5AF	7 piece	Signaling column continuous light element LED blue, 24 V AC/DC	8WD4420-5AF SIE.8WD4420-5AF	SIE SIE	0.00	0.00	
1574000	8 piece	Small enclosures KX	KX.1574000 RIT.1574000	RIT	0.00	0.00	

			Date	12/22/2022	Volvo Trucks North America	Valiant TMS	Summarized parts list : TUR.1627205 - RIT.1574000	Drawing name:	=
			Ed.	KMAFFRE	P6700 Rear Wall - Cell 2V06				+
			Appr					Document type: EXX	Project nr: 22-16148
Modification	Date	Name	Original		Replacement of / Replaced by	Scale 1:1			Page 4 / 1460

Summarized parts list

F02_001

Order number	Quantity	Description Designation	Type number Part number	Manufacturer Supplier	Unit price	Total price	Pos
RSF 106-2M/14.5/NPT/CS16486	8	RECEPTACLE 1-1/8" MINIFAST 10P MALE 2M	RSF 106-2M/14.5/NPT/CS16486 TUR.RSF 106-2M/14.5/NPT/CS16486	TURCK TURCK	0.00	0.00	
6AV2124-0QC02-0AX1	5	SIMATIC HMI TP1500 COMFORT	6AV2124-0QC02-0AX1 SIE.6AV2124-0QC02-0AX1	SIE SIE	0.00	0.00	
6315450	3 piece	Compact enclosure AX	AX.6315450 RIT.6315450	RIT RIT	0.00	0.00	
6106500	3 piece	Pedestal, open	CP.6106500 RIT.6106500	RIT RIT	0.00	0.00	
6206300	3 piece	Coupling CP 60	CP.6206300 RIT.6206300	RIT RIT	0.00	0.00	
5051300	6 pc(s).	Accessory bag, for AX	AX.5051300 RIT.5051300	RIT RIT	0.00	0.00	
5051375	3 pc(s).	Mounting plate, for AX	AX.5051375 RIT.5051375	RIT RIT	0.00	0.00	
6AV2124-0GC01-0AX0	3	SIMATIC HMI TP700 COMFORT	6AV2124-0GC01-0AX0 SIE.6AV2124-0GC01-0AX0	SIE SIE	0.00	0.00	
RJ45S FKSDED 423-0.5M	6	Profinet cable - RJ45 plug to M12 Female receptacle; 0.5m long	RJ45S FKSDED 423-0.5M TUR.RJ45S FKSDED 423-0.5M	TURCK TURCK	0.00	0.00	
6315150	3 piece	Compact enclosure AX	AX.6315150 RIT.6315150	RIT RIT	0.00	0.00	
5051368	3 pc(s).	Mounting plate, for AX	AX.5051368 RIT.5051368	RIT RIT	0.00	0.00	
RSF 50-1M/NPT	6	RECEPTACLE MINI 5P MALE 1M	RSF 50-1M/NPT TUR.RSF 50-1M/NPT	TURCK TURCK	0.00	0.00	
SSA-EBM-12EB1Q8OTBB	3 piece	Push-to-Stop, Twist-to-Release Electro-Mechanical Push Buttons	SSA-EBM Series BAN.SSA-EBM-12EB1Q8OTBB	BANNER BANNER	0.00	0.00	
55339	3 Piece	MVK-MPNIO DI8 DO8 FSU	MVK-MPNIO DI8 DO8 FSU MURR.55339	MURR MURR	0.00	0.00	
805371	3 piece	K50L Series Daylight Visible Indicators	K50L2RGB7QP BAN.805371	BANNER BANNER	0.00	0.00	
SMB30A	3	Mounting kit	SMB30A BAN.32723	BANNER BANNER	0.00	0.00	
C2LG6	4 ft	Wiring Duct Covers, PVC	C2LG6 PAN.C2LG6	PAN PAN	0.00	0.00	
G2X4LG6	4 ft	Wide Slotted Wiring Duct, PVC	G2X4LG6 PAN.G2X4LG6	PAN PAN	0.00	0.00	
1627297	78 piece	Inductive sensor	BI20U-CA40-AP6X2-H1141/S1590 W/BS2.0 TUR.1627297	TUR Turck	0.00	0.00	

			Date	12/8/2022	Volvo Trucks North America	Valiant TMS	Summarized parts list : TUR.RSF 106-2M/14.5/NPT/CS16486 - TUR.1627297	Drawing name:	=
			Ed.	KMAFFRE					+
			Appr		P6700 Rear Wall - Cell 2V06			Document type: EXX	Project nr: 22-16148
Modification	Date	Name	Original		Replacement of	Replaced by	Scale 1:1		Page 5 / 1460

Summarized parts list

F02_001

Order number	Quantity	Description Designation	Type number Part number	Manufacturer Supplier	Unit price	Total price	Pos
1636291	2 piece	Inductive sensor	BI10U-MT30-AP6X2-H1141/S1589 TUR.1636291	TUR Turck	0.00	0.00	
1635291	17 piece	Inductive sensor	BI5U-MT18-AP6X2-H1141/S395/S1589 TUR.1635291	TUR Turck	0.00	0.00	
94118	2 Piece	Q4X Series Rugged All Purpose Photoelectric Sensor	Q4XTBLAF300-Q8 BAN.94118	BAN	0.00	0.00	
1644979	19 piece	Inductive sensor	BI4U-MT12E-AP6X-H1141/S1589 TUR.1644979	TUR Turck	0.00	0.00	
55530	4 Piece	MVK-MPNIO DIO16 IRT 7/8" 5pin	MVK-MPNIO DIO16 MURR.55530	MURR MURR	0.00	0.00	
3VA5195-6ED31-0AA0	2	MCCB_UL_FS125_15A_3P_65KA_TM_ FTFM	3VA5195-6ED31-0AA0 SIE.3VA5195-6ED31-0AA0	SIE SIE	0.00	0.00	
3VA9977-0TA20	2	BREAKER DATA SERVER, COM100	3VA9977-0TA20 SIE.3VA9977-0TA20	SIE SIE	0.00	0.00	
7KM9300-0AE02-0AA0	2 Piece	Switched Ethernet PROFINET Module V3	7KM9300-0AE02-0AA0 SIE.7KM9300-0AE02-0AA0	SIE	0.00	0.00	
3VA6340-6KP31-0AA0	2	MCCB_UL_FS400_400A_3P_65KA_ETU8_LSI	3VA6340-6KP31-0AA0 SIE.3VA6340-6KP31-0AA0	SIE SIE	0.00	0.00	
3VA9177-0TB10	2	COMMUNICATION MODULE COM060	3VA9177-0TB10 SIE.3VA9177-0TB10	SIE SIE	0.00	0.00	
PTN102-3K	2 Piece	Transformer	PTN102-3K PTN102-3K	POWERTRAN POWERTRAN	0.00	0.00	
R-3W2MT-LMF	2 piece	Multi-Environment Voltage Indicator and Safe-Test Point Combination Unit Vertical/Flange Warning Label	R-3W2MT-LMF GT.R-3W2MT-LMF	GT	0.00	0.00	
3VA5120-6ED31-0AA0	2	MCCB_UL_FS125_20A_3P_65KA_TM_ FTFM	3VA5120-6ED31-0AA0 SIE.3VA5120-6ED31-0AA0	SIE SIE	0.00	0.00	
5SJ4303-7HG42	2	CIRCUIT BREAKER 10KA, 3POLE, C, 3A	5SJ4303-7HG42 SIE.5SJ4303-7HG42	SIE SIE	0.00	0.00	
PTN102-7.5K	2 Piece	Transformer	PTN102-7.5K PTN102-7.5K	POWERTRAN POWERTRAN	0.00	0.00	
CPB-E2G06-03	3	3P DISTRIBUTION BLOCK 2 LINE / 6 LOAD	CPB-E2G06-03 CPB-E2G06-03	SYNDEVCO SYNDEVCO	0.00	0.00	
HCG-E2G06	3	3P GROUND BLOCK 2 LINE / 6 LOAD	HCG-E2G06 HCG-E2G06	SYNDEVCO SYNDEVCO	0.00	0.00	
5SJ4120-7HG41	2	CIRCUIT BREAKER 240V 14KA, 1-POLE, C, 20A, D=70MM	5SJ4120-7HG41 SIE.5SJ4120-7HG41	SIE SIE	0.00	0.00	
5ST3010-0HG	22	AUXILARY SWITCH 1NO1NC UL489	5ST3010-0HG SIE.5ST3010-0HG	SIE SIE	0.00	0.00	

Summarized parts list

F02_001

Order number	Quantity	Description Designation	Type number Part number	Manufacturer Supplier	Unit price	Total price	Pos
5SJ4110-7HG41	2	CIRCUIT BREAKER 240V 14KA, 1-POLE, C, 10A, D=70MM	5SJ4110-7HG41 SIE.5SJ4110-7HG41	SIE SIE	0.00	0.00	
5SJ4103-7HG41	4	CIRCUIT BREAKER 240V 14KA, 1-POLE, C, 3A, D=70MM	5SJ4103-7HG41 SIE.5SJ4103-7HG41	SIE SIE	0.00	0.00	
5SJ4116-7HG41	12	CIRCUIT BREAKER 240V 14KA, 1-POLE, C, 16A, D=70MM	5SJ4116-7HG41 SIE.5SJ4116-7HG41	SIE SIE	0.00	0.00	
5SJ4106-7HG41	5	CIRCUIT BREAKER 240V 14KA, 1-POLE, C, 6A, D=70MM	5SJ4106-7HG41 SIE.5SJ4106-7HG41	SIE SIE	0.00	0.00	
1SNL317510R0000	8	DBL175 Series Distribution Block	1SNL317510R0000 1SNL317510R0000	ENTRELEC ENTRELEC	0.00	0.00	
P-P11#2R2-K3RD5	4 piece	Panel Interface Connector with USB Type A/F to USB Type A/M [QTY: 1]; Category 5e; P-P11#2R2-K3RD5; Panel Mount Housing; UL Type 4; Duplex Outlet; 5 Amp Circuit Breaker	P-P11#2R2-K3RD5 GT_N.P-P11#2R2-K3RD5	GT_N GT_N	0.00	0.00	
RSF 36-1M W/LN	4	RECEPTACLE MINI 3P MALE 1M	RSF 36-1M W/LN TUR.RSF 36-1M W/LN	TURCK TURCK	0.00	0.00	
6EP4438-7FB00-3DX0	8	SITOP SEL1200 8 x 10A	6EP4438-7FB00-3DX0 SIE.6EP4438-7FB00-3DX0	SIE	0.00	0.00	
U2109-9	2 piece	TEE, 5-PIN MINI, STANDARD KEYWAY	RSM-2RKM 50 TUR.RSM-2RKM 50	TURCK TURCK	0.00	0.00	
2CDS271517R0357	6 PCE	Miniature Circuit Breaker MCBs - S200UDC - Number of Poles 1 - Tripping Characteristic K	S201UDC-K5 ABB.2CDS271517R0357	ABB ABB	0.00	0.00	
MGB-L2B-PNA-R-121859	2 Piece	SWITCH	MGB-L2B-PNA-R-121859 EUC.MGB-L2B-PNA-R-121859	EUCHNER EUCHNER	0.00	0.00	
RKF 50-1M/NPT	16	RECEPTACLE MINI 5P FEMALE 1M	RKF 50-1M/NPT TUR.RKF 50-1M/NPT	TURCK TURCK	0.00	0.00	
EMPD3FBCB-100A-M	4		EMPD3FBCB-100A-M EMPD3FBCB-100A-M	Electro-Matic Electro-Matic	0.00	0.00	
1644741	6 piece	Inductive sensor	BI8U-MT18M-AP6X2-H1141/S1589 TUR.1644741	TUR Turck	0.00	0.00	
72064	1 piece	Q60 Series: 2m Range Adjustable-Field Sensor	Q60BB6LAF2000QPMA BAN.72064	BANNER BANNER	0.00	0.00	
73086	2 piece	QS30 Series Fixed-Field Sensor	QS30FF200Q BAN.73086	BANNER BANNER	0.00	0.00	
802595	4 piece	Q4X Series: Laser Adjustable Field	Q4XTBLAF500-Q8 BAN.802595	BANNER BANNER	0.00	0.00	
543863	8	Proximity Sensor	SME-8M-DS-24V-K-5,0-OE FES.543863	FES FES	0.00	0.00	
	1		BAN. 70264			0.00	

Summarized parts list

F02_001

Order number	Quantity	Description Designation	Type number Part number	Manufacturer Supplier	Unit price	Total price	Pos
73085	4 piece	QS30 Series High-Performance Long-Range Sensor	QS30LPQPMA BAN.73085	BANNER	0.00	0.00	
SLSCP30-1200P88	1	EZ-Screen System	SLSCP30-1200P88 BAN.SLSCP30-1200P88	BANNER BANNER	0.00	0.00	
SLSCP30-1800P44NT	4	EZ-Screen System	SLSCP30-1800P44NT BAN.SLSCP30-1800P44NT	BANNER BANNER	0.00	0.00	
MGB-H-AA1A2-R-106049	1 Piece	HANDLE	MGB-H-AA1A2-R-106049 EUC.MGB-H-AA1A2-R-106049	EUCHNER EUCHNER	0.00	0.00	
	4		A-B.440F-M2036HYNN			0.00	
1SFA619126R1073	4 PCE	CPM3-10Y-11 Mushroom Pushbutton	CPM3-10Y-11 ABB.1SFA619126R1073	ABB ABB	0.00	0.00	
1SFA619126R1076	4 PCE	MUSHROOM PUSHB CPM3-10B-11	CPM3-10B-11 ABB.1SFA619126R1076	ABB ABB	0.00	0.00	
UX11086	4	RECEPTACLE 1-1/8" MINIFAST 10P MALE 2M	RSF 126-2M/14.5/NPT/CS16488 TUR.RSF 126-2M/14.5/NPT/CS16488	TURCK TURCK	0.00	0.00	
SJ15-E2-V1-Y40122	2 Piece	Inductive slot sensor	SJ15-E2-V1-Y40122 P+F.SJ15-E2-V1-Y40122	P+F P+F	0.00	0.00	
1627295	0 piece	Inductive sensor With WeldGuard™ coating	BI20U-CA40-AP6X2-H1141/S1590W/BS2.1 TUR.BI20U-CA40-AP6X2-H1141/S1590W/BS2.1	TURCK TURCK	0.00	0.00	
	12		TUR.16447411			0.00	
803693	3 piece	Q5X Series: Laser Adjustable Field	Q5XKLAF2000-Q8 BAN.803693	BANNER BANNER	0.00	0.00	
802T-AMP	1	NEMA Limit Switch - NEMA Type 4 & 13 Oiltight Construction	802T-AMP A-B.802T-AMP	A-B A-B	0.00	0.00	
MB-231-03	1	3P DISTRIBUTION BLOCK 1 LINE / 4 LOAD	MB-231-03 MB-231-03	SYNDEVCO SYNDEVCO	0.00	0.00	
STGS-3D-3D	1	3P GROUND BLOCK 3 LINE / 3 LOAD	STGS-3D-3D STGS-3D-3D	SYNDEVCO SYNDEVCO	0.00	0.00	
5SJ4118-7HG41	2	CIRCUIT BREAKER 240V 15KA, 1-POLE, C, 15A, D=70MM	5SJ4118-7HG41 SIE.5SJ4118-7HG41	SIE SIE	0.00	0.00	
5SJ4130-7HG41	1	CIRCUIT BREAKER 240V 14KA, 1-POLE, C, 30A, D=70MM	5SJ4130-7HG41 SIE.5SJ4130-7HG41	SIE SIE	0.00	0.00	
	1		EMPD3FBCB-015A-M			0.00	
	2		EMPD3FBCB-030A-M			0.00	

Summarized parts list

F02_001

Order number	Quantity	Description Designation	Type number Part number	Manufacturer Supplier	Unit price	Total price	Pos
HBL2733	2	Black and white nylon. Cord Diameter: .350-1.150 (9-29)	HBL2733 HUB.HBL2733	HUB HUB	0.00	0.00	
807137	3 piece	MAGNETIC SAFETY SWITCH	SI-MAGB3SM BAN.807137	BANNER	0.00	0.00	
807134	3 piece	CODED MAGNET	SI-MAGB3MM BAN.807134	BANNER	0.00	0.00	
807128	1 Piece	Magnetic Safety Switches	SI-MAGB1SM BAN.807128	BAN	0.00	0.00	
807144	1 Piece	Coded Magnet	SI-MAGB1MM BAN.807144	BAN	0.00	0.00	
	1		EMPD3FBCB-005A-M			0.00	
6SL3525-0PE21-5AA1	1 ST	SINAMICS G120D POWER MODULE PM250D 1,5KW	6SL3525-0PE21-5AA1 SIE.6SL3525-0PE21-5AA1	SIEMENS SIEMENS	0.00	0.00	
807135	2 piece	MAGNETIC SAFETY SWITCH	SI-MAGB3SMQD BAN.807135	BANNER	0.00	0.00	
75028	6 piece	SLM SERIES RUGGED METAL SLOT SENSOR	SLM30B6QPMA BAN.75028	BANNER	0.00	0.00	
6SL3546-0FB21-1FA0	1 ST	SINAMICS G120D CONTROL UNIT CU250D-2 PN-F	6SL3546-0FB21-1FA0 SIE.6SL3546-0FB21-1FA0	SIE SIE	0.00	0.00	
FW-ERSPM0526-SA-P-0408	4 piece	MALE 5-PIN M12 FIELD ATTACHABLE CONNECTOR	FW-ERSPM0526-SA-P-0408 TUR.FW-ERSPM0526-SA-P-0408	TURCK TURCK	0.00	0.00	
	1		EMPD3FBCB-010A-M			0.00	
	1		EM.EM3BMHANQ4SDCG10			0.00	
FS 4.4-0.15/14.5/NPT/S613	1	RECEPTACLE M12 4P MALE 0.15M	REC M12 4P M 0.15M TUR.FS 4.4-0.15/14.5/NPT/S613	TURCK TURCK	0.00	0.00	
SETS8205SID5	7	Golvskåp TS 8 sidskåp	TS8 RIT.SETS8205SID5	RIT RIT	0.00	0.00	

			Date	12/22/2022	Volvo Trucks North America		Valiant TMS	Summarized parts list : HUB.HBL2733 - RIT.SETS8205SID5	Drawing name:	=	
			Ed.	KMAFFRE						+	
			Appr		P6700 Rear Wall - Cell 2V06				Document type: EXX	Project nr: 22-16148	Page 9
Modification	Date	Name	Original		Replacement of	Replaced by	Scale 1:1				1460

Terminal-strip overview

F14_001

Terminal strip	Terminal strip definition text	Terminals					Graphical page of terminal diagrams
		first	last	Total PE	Total N	Total number	
=KF0KF1+UC31-PC1		DVI		0	0	4	
=KF0KF1+UC31-PH1		DVI	DVI	0	0	1	
=KF0WC3+UC31-XD1		L1	PE	0	0	5	
=KF0WC3+UC31-XD2		1L1	PE	0	0	5	
=KF0WC4+UC31-XD11		1	13	0	0	6	
=KF0WC4+UC31-XD12		1	14	0	0	8	
=KF0WC4+UC31-XD13		1	13	0	0	6	
=KF0WC4+UC31-XD14		1	14	0	0	8	

			Date	10/21/2022	Volvo Trucks North America	Valiant TMS	Terminal-strip overview : =KF0KF1+UC31-PC1 - =KF0WC4+UC31-XD14	Drawing name: =2V06&EFS-EL	=	
			Ed.	MKLEPADLO					+	
			Appr		P6700 Rear Wall - Cell 2V06			Document type: EYY	Project nr: 22-16148	Page 1
Modification	Date	Name	Original		Replacement of / Replaced by	Scale 1:1				1460

Terminal-strip overview

F14_001

Terminal strip	Terminal strip definition text	Terminals					Graphical page of terminal diagrams
		first	last	Total PE	Total N	Total number	
=V1WC1+V1UC11-PE		PE	PE	0	0	1	
=V1WC2+V1UC11-XD1		1	16	0	0	16	
=V1WC2+V1UC11-XD2		1	8	0	0	8	
=V1WC2+V1UC11-XD3		1	5	0	0	5	
=V1WC3+V1UC11-XD1		1	4	0	0	4	
=V1WC3+V1UC11-XD2		1	12	0	0	12	
=V1WC3+V1UC11-XD3		1	9	0	0	9	
=V1WC4+V1UC11-KF11.14		1	4	0	0	4	
=V1WC4+V1UC11-XD5		1	1	0	0	1	
=V1WC4+V1UC11-XD6		1	1	0	0	1	
=V1WC4+V1UC11-XD10		1	21	0	0	21	
=V1WC4+V1UC11-XD11		1	1	0	0	1	
=V1WC4+V1UC11-XD12		1	2	0	0	2	
=V1WC4+V1UC11-XD13		1	13	0	0	13	
=V1WC4+V1UC11-XD14		1	3	0	0	3	
=V1WC4+V1UC11-XD20		1	8	0	0	8	
=V1WC4+V1UC11-XD51		1	2	0	0	2	
=V1WC4+V1UC11-XD52		1	2	0	0	2	
=V1WC4+V1UC11-XD53		1	2	0	0	2	
=V1WC4+V1UC11-XD54		1	2	0	0	2	

Terminal-strip overview

F14_001

Terminal strip	Terminal strip definition text	Terminals					Graphical page of terminal diagrams
		first	last	Total PE	Total N	Total number	
=V1WC4+V1UC32-XD11		1	18	0	0	16	

			Date	12/8/2022	Volvo Trucks North America	Valiant TMS	Terminal-strip overview : =V1WC4+V1UC32-XD11 - =V1WC4+V1UC32-XD11	Drawing name:	=
			Ed.	KMAFFRE					+
			Appr		P6700 Rear Wall - Cell 2V06			Document type: EYY	Project nr: 22-16148 Page 3
Modification	Date	Name	Original		Replacement of / Replaced by	Scale 1:1			1460

Terminal-strip overview

F14_001

Terminal strip	Terminal strip definition text	Terminals					Graphical page of terminal diagrams
		first	last	Total PE	Total N	Total number	
=V1WC4+V1UC46-XD11		1	19	0	0	18	
=V1WC4+V1UC46-XD14		1	11	0	0	3	
=V1WC4+V1UC46-XD51.1		1	11	0	0	3	
=V1WC4+V1UC46-XD52.1		1	11	0	0	3	
=V1WC4+V1UC46-XD53.1		1	11	0	0	3	
=V1WC4+V1UC46-XD54.1		1	11	0	0	3	

			Date	12/2/2022	Volvo Trucks North America	Valiant TMS	Terminal-strip overview : =V1WC4+V1UC46-XD11 - =V1WC4+V1UC46-XD54.1	Drawing name:	= +
			Ed.	KMAFFRE	P6700 Rear Wall - Cell 2V06			Document type: EYY	Project nr: 22-16148
			Appr			Scale 1:1			Page 4
Modification	Date	Name	Original		Replacement of / Replaced by				1460

Terminal-strip overview

F14_001

Terminal strip	Terminal strip definition text	Terminals					Graphical page of terminal diagrams
		first	last	Total PE	Total N	Total number	
=V1WC4+V1UC47-XD11		1	19	0	0	18	
=V1WC4+V1UC47-XD14		1	11	0	0	3	
=V1WC4+V1UC47-XD51.1		1	11	0	0	3	
=V1WC4+V1UC47-XD52.1		1	11	0	0	3	
=V1WC4+V1UC47-XD53.1		1	11	0	0	3	
=V1WC4+V1UC47-XD54.1		1	11	0	0	3	

Terminal-strip overview

F14_001

Terminal strip	Terminal strip definition text	Terminals					Graphical page of terminal diagrams
		first	last	Total PE	Total N	Total number	
=V1PZ1PF1+V1UC61-XD11		10	9	0	0	20	

			Date	12/2/2022	Volvo Trucks North America	Valiant TMS	Terminal-strip overview : =V1PZ1PF1+V1UC61-XD11 - =V1PZ1PF1+V1UC61-XD11
			Ed.	KMAFFRE			
			Appr		P6700 Rear Wall - Cell 2V06	Scale 1:1	
Modification	Date	Name	Original		Replacement of / Replaced by		

Drawing name:	=	
	+	
Document type: EYY	Project nr: 22-16148	Page 6 / 1460

Terminal-strip overview

F14_001

Terminal strip	Terminal strip definition text	Terminals					Graphical page of terminal diagrams
		first	last	Total PE	Total N	Total number	
=V1PZ1PF2+V1UC62-XD11		10	9	0	0	20	

			Date	12/2/2022	Volvo Trucks North America	Valiant TMS	Terminal-strip overview : =V1PZ1PF2+V1UC62-XD11 - =V1PZ1PF2+V1UC62-XD11	Drawing name:	=
			Ed.	KMAFFRE					+
			Appr		P6700 Rear Wall - Cell 2V06			Document type: EYY	Project nr: 22-16148
Modification	Date	Name	Original		Replacement of / Replaced by	Scale 1:1			Page 7 / 1460

Terminal-strip overview

F14_001

Terminal strip	Terminal strip definition text	Terminals					Graphical page of terminal diagrams
		first	last	Total PE	Total N	Total number	
=V2WC3+V2UC14-XD1		1	3	0	0	5	
=V2WC4+V2UC14-KF14.12		1	4	0	0	4	
=V2WC4+V2UC14-XD5		1	1	0	0	1	
=V2WC4+V2UC14-XD6		1	1	0	0	1	
=V2WC4+V2UC14-XD10		1	21	0	0	21	
=V2WC4+V2UC14-XD11		1	1	0	0	1	
=V2WC4+V2UC14-XD12		1	2	0	0	2	
=V2WC4+V2UC14-XD13		1	2	0	0	2	
=V2WC4+V2UC14-XD14		1	1	0	0	1	
=V2WC4+V2UC14-XD15		1	5	0	0	5	
=V2WC4+V2UC14-XD16		1	1	0	0	1	
=V2WC4+V2UC14-XD17		1	1	0	0	1	
=V2WC4+V2UC14-XD18		1	1	0	0	1	
=V2WC4+V2UC14-XD51		1	2	0	0	2	
=V2WC4+V2UC14-XD52		1	2	0	0	2	
=V2WC4+V2UC14-XD53		1	2	0	0	2	
=V2WC4+V2UC14-XD54		1	2	0	0	2	

			Date	12/2/2022	Volvo Trucks North America	Valiant TMS	Terminal-strip overview : =V2WC3+V2UC14-XD1 - =V2WC4+V2UC14-XD54	Drawing name:	=	
			Ed.	KMAFFRE					+	
			Appr		P6700 Rear Wall - Cell 2V06			Document type: EYY	Project nr: 22-16148	Page 8
Modification	Date	Name	Original		Replacement of / Replaced by	Scale 1:1				1460

Terminal-strip overview

F14_001

Terminal strip	Terminal strip definition text	Terminals					Graphical page of terminal diagrams
		first	last	Total PE	Total N	Total number	
=V2WC4+V2UC32-XD11		1	18	0	0	16	

			Date	12/2/2022	Volvo Trucks North America	Valiant TMS	Terminal-strip overview : =V2WC4+V2UC32-XD11 - =V2WC4+V2UC32-XD11	Drawing name:	=
			Ed.	KMAFFRE					+
			Appr		P6700 Rear Wall - Cell 2V06			Document type: EYY	Project nr: 22-16148 Page 9
Modification	Date	Name	Original		Replacement of / Replaced by	Scale 1:1			1460

Terminal-strip overview

F14_001

Terminal strip	Terminal strip definition text	Terminals					Graphical page of terminal diagrams
		first	last	Total PE	Total N	Total number	
=V2WC4+V2UC46-XD11		1	19	0	0	18	
=V2WC4+V2UC46-XD14		1	11	0	0	3	
=V2WC4+V2UC46-XD51.1		1	11	0	0	3	
=V2WC4+V2UC46-XD52.1		1	11	0	0	3	
=V2WC4+V2UC46-XD53.1		1	11	0	0	3	
=V2WC4+V2UC46-XD54.1		1	11	0	0	3	

Terminal-strip overview

F14_001

Terminal strip	Terminal strip definition text	Terminals					Graphical page of terminal diagrams
		first	last	Total PE	Total N	Total number	
=V2PZ1PF1+V2UC61-XD11		10	9	0	0	20	

			Date	12/2/2022	Volvo Trucks North America	Valiant TMS	Terminal-strip overview : =V2PZ1PF1+V2UC61-XD11 - =V2PZ1PF1+V2UC61-XD11
			Ed.	KMAFFRE			
			Appr		P6700 Rear Wall - Cell 2V06	Scale 1:1	
Modification	Date	Name	Original		Replacement of / Replaced by		

Drawing name:	= +		
Document type: EYY	Project nr: 22-16148	Page	11 / 1460

Terminal-strip overview

F14_001

Terminal strip	Terminal strip definition text	Terminals					Graphical page of terminal diagrams
		first	last	Total PE	Total N	Total number	
=V2PZ1PF2+V2UC62-XD11		10	9	0	0	20	

			Date	12/2/2022	Volvo Trucks North America	Valiant TMS	Terminal-strip overview : =V2PZ1PF2+V2UC62-XD11 - =V2PZ1PF2+V2UC62-XD11	Drawing name: = +
			Ed.	KMAFFRE	P6700 Rear Wall - Cell 2V06			Document type: EYY / Project nr: 22-16148 / Page 12
			Appr			Scale 1:1		1460
Modification	Date	Name	Original		Replacement of / Replaced by			

Terminal-strip overview

F14_001

Terminal strip	Terminal strip definition text	Terminals					Graphical page of terminal diagrams
		first	last	Total PE	Total N	Total number	
=V2PZ1PF3+V2UC63-XD11		10	9	0	0	20	

			Date	12/2/2022	Volvo Trucks North America	Valiant TMS	Terminal-strip overview : =V2PZ1PF3+V2UC63-XD11 - =V2PZ1PF3+V2UC63-XD11	Drawing name: = +
			Ed.	KMAFFRE	P6700 Rear Wall - Cell 2V06	Scale 1:1		Document type: EYY / Project nr: 22-16148 / Page 13 / 1460
			Appr					
Modification	Date	Name	Original		Replacement of / Replaced by			

Terminal-strip overview

F14_001

Terminal strip	Terminal strip definition text	Terminals					Graphical page of terminal diagrams
		first	last	Total PE	Total N	Total number	
=V2PZ1PF4+V2UC64-XD11		10	9	0	0	20	

			Date	12/2/2022	Volvo Trucks North America	Valiant TMS	Terminal-strip overview : =V2PZ1PF4+V2UC64-XD11 - =V2PZ1PF4+V2UC64-XD11	Drawing name: = +
			Ed.	KMAFFRE	P6700 Rear Wall - Cell 2V06	Scale 1:1		Document type: EYY / Project nr: 22-16148 / Page 14 / 1460
			Appr					
Modification	Date	Name	Original		Replacement of / Replaced by			

Terminal-strip overview

F14_001

Terminal strip	Terminal strip definition text	Terminals					Graphical page of terminal diagrams
		first	last	Total PE	Total N	Total number	
=V2PZ1PF5+V2UC65-XD11		10	9	0	0	20	

			Date	12/2/2022	Volvo Trucks North America	Valiant TMS	Terminal-strip overview : =V2PZ1PF5+V2UC65-XD11 - =V2PZ1PF5+V2UC65-XD11	Drawing name: = +
			Ed.	KMAFFRE	P6700 Rear Wall - Cell 2V06	Scale 1:1		Document type: EYY / Project nr: 22-16148 / Page 15 / 1460
			Appr					
Modification	Date	Name	Original		Replacement of / Replaced by			

Terminal-strip overview

F14_001

Terminal strip	Terminal strip definition text	Terminals					Graphical page of terminal diagrams
		first	last	Total PE	Total N	Total number	
=V3WC1+V3UC11-PE		PE	PE	0	0	1	
=V3WC2+V3UC11-XD1		1	16	0	0	16	
=V3WC2+V3UC11-XD2		1	8	0	0	8	
=V3WC2+V3UC11-XD3		1	5	0	0	5	
=V3WC3+V3UC11-XD1		1	4	0	0	4	
=V3WC3+V3UC11-XD2		1	12	0	0	12	
=V3WC3+V3UC11-XD3		1	9	0	0	9	
=V3WC4+V3UC11-KF11.14		1	4	0	0	4	
=V3WC4+V3UC11-XD5		1	1	0	0	1	
=V3WC4+V3UC11-XD6		1	1	0	0	1	
=V3WC4+V3UC11-XD10		1	13	0	0	13	
=V3WC4+V3UC11-XD11		1	1	0	0	1	
=V3WC4+V3UC11-XD12		1	2	0	0	2	
=V3WC4+V3UC11-XD13		1	7	0	0	7	
=V3WC4+V3UC11-XD14		1	1	0	0	1	
=V3WC4+V3UC11-XD20		1	8	0	0	8	
=V3WC4+V3UC11-XD51		1	2	0	0	2	
=V3WC4+V3UC11-XD52		1	2	0	0	2	
=V3WC4+V3UC11-XD53		1	2	0	0	2	
=V3WC4+V3UC11-XD54		1	2	0	0	2	

			Date	12/2/2022	Volvo Trucks North America	Valiant TMS	Terminal-strip overview : =V3WC1+V3UC11-PE - =V3WC4+V3UC11-XD54	Drawing name:	=	
			Ed.	KMAFFRE					+	
			Appr		P6700 Rear Wall - Cell 2V06			Document type: EYY	Project nr: 22-16148	Page 16
Modification	Date	Name	Original		Replacement of / Replaced by	Scale 1:1				1460

Terminal-strip overview

F14_001

Terminal strip	Terminal strip definition text	Terminals					Graphical page of terminal diagrams
		first	last	Total PE	Total N	Total number	
=V3WC3+V3UC14-XD1		1	3	0	0	5	
=V3WC4+V3UC14-KF14.12		1	4	0	0	4	
=V3WC4+V3UC14-XD5		1	1	0	0	1	
=V3WC4+V3UC14-XD6		1	1	0	0	1	
=V3WC4+V3UC14-XD10		1	21	0	0	21	
=V3WC4+V3UC14-XD11		1	1	0	0	1	
=V3WC4+V3UC14-XD12		1	2	0	0	2	
=V3WC4+V3UC14-XD13		1	2	0	0	2	
=V3WC4+V3UC14-XD14		1	1	0	0	1	
=V3WC4+V3UC14-XD15		2	1	0	0	4	
=V3WC4+V3UC14-XD16		1	1	0	0	1	
=V3WC4+V3UC14-XD17		1	1	0	0	1	
=V3WC4+V3UC14-XD18		2	1	0	0	2	
=V3WC4+V3UC14-XD51		1	2	0	0	2	
=V3WC4+V3UC14-XD52		1	2	0	0	2	
=V3WC4+V3UC14-XD53		1	2	0	0	2	
=V3WC4+V3UC14-XD54		1	2	0	0	2	

Terminal-strip overview

F14_001

Terminal strip	Terminal strip definition text	Terminals					Graphical page of terminal diagrams
		first	last	Total PE	Total N	Total number	
=V3WC4+V3UC32-XD11		1	17	0	0	14	

			Date	12/2/2022	Volvo Trucks North America	Valiant TMS	Terminal-strip overview : =V3WC4+V3UC32-XD11 - =V3WC4+V3UC32-XD11	Drawing name:	=
			Ed.	KMAFFRE					+
			Appr		P6700 Rear Wall - Cell 2V06			Document type: EYY	Project nr: 22-16148 Page 18
Modification	Date	Name	Original		Replacement of / Replaced by	Scale 1:1			1460

Terminal-strip overview

F14_001

Terminal strip	Terminal strip definition text	Terminals					Graphical page of terminal diagrams
		first	last	Total PE	Total N	Total number	
=V4AR181FQ1+V4AR181UC01-TB2		19021	19051	0	0	4	

			Date	12/16/2022	Volvo Trucks North America	Valiant TMS	Terminal-strip overview : =V4AR181FQ1+V4AR181UC01-TB2 - =V4AR181FQ1+V4AR181UC01-TB2	Drawing name: = +
			Ed.	MKLEPADLO				
			Appr		P6700 Rear Wall - Cell 2V06	Scale 1:1		Document type: EYY / Project nr: 22-16148 / Page 19 / 1460
Modification	Date	Name	Original		Replacement of / Replaced by			

Terminal-strip overview

F14_001

Terminal strip	Terminal strip definition text	Terminals					Graphical page of terminal diagrams
		first	last	Total PE	Total N	Total number	
=V4WC4+V4UC46-XD11		1	19	0	0	18	
=V4WC4+V4UC46-XD14		1	11	0	0	3	
=V4WC4+V4UC46-XD51.1		1	11	0	0	3	
=V4WC4+V4UC46-XD52.1		1	11	0	0	3	
=V4WC4+V4UC46-XD53.1		1	11	0	0	3	
=V4WC4+V4UC46-XD54.1		1	11	0	0	3	

			Date	12/16/2022	Volvo Trucks North America	Valiant TMS	Terminal-strip overview : =V4WC4+V4UC46-XD11 - =V4WC4+V4UC46-XD54.1	Drawing name:	=	
			Ed.	MKLEPADLO					+	
			Appr		P6700 Rear Wall - Cell 2V06			Document type: EYY	Project nr: 22-16148	Page 20
Modification	Date	Name	Original		Replacement of / Replaced by	Scale 1:1				1460

Terminal-strip overview

F14_001

Terminal strip	Terminal strip definition text	Terminals					Graphical page of terminal diagrams
		first	last	Total PE	Total N	Total number	
=V4PZ1PF1+V4UC61-XD11		10	9	0	0	20	

			Date	12/16/2022	Volvo Trucks North America	Valiant TMS	Terminal-strip overview : =V4PZ1PF1+V4UC61-XD11 - =V4PZ1PF1+V4UC61-XD11	Drawing name:	=
			Ed.	MKLEPADLO					+
			Appr		P6700 Rear Wall - Cell 2V06	Scale 1:1		Document type: EYY	Project nr: 22-16148	Page 21
Modification	Date	Name	Original		Replacement of / Replaced by					1460

1	2	3	4	5	6	7	8	9	10

MODIFIED DRAWINGS NOT REVISED IN THE ORIGINAL				DRAWINGS FOR REVISION			REPLACE AFTER REV. BY ORIGINAL		
DATE	SIGN.	DRAWING NR:	SHEET NR:	DATE	SIGN.	REV. AV	DATE	SIGN.	REV.

&EYY/21

2

			Date	10/13/2022	Volvo Trucks North America	Valiant TMS	Amendment page	Drawing name: =2V06&EFS-EL	=
			Ed.	MKLEPADLO	P6700 Rear Wall - Cell 2V06				+
			Appr			Scale 1:10		Document type: EAZ	Project nr: 22-16148	Page 1
Modification	Date	Name	Original		Replacement of	Replaced by			1460

1	2	3	4	5	6	7	8	9	10

LATEST REVISION

REV.	DATE	SIGN.	DRAWING NR:	SHEET NR:
1	2022-10-13	MKLEPADLO	&EFS=V1SF0PG2+V1UC51	1
1	2022-10-13	MKLEPADLO	&EFS=V1SF0PG3+V1UC52	1
1	2022-10-13	MKLEPADLO	&EFS=V2KF1+V2UC14	2
2	2022-10-13	MKLEPADLO	&EFS=V3KF1+V3UC14	2
2	2022-10-13	MKLEPADLO	&EFS=V4WR1WC1+V4WR1UC01	1
2	2022-10-21	KMAFFRE	&EFS=KH3+KH3	1,2
2	2022-10-21	KMAFFRE	&EFS=V3KF1+V3UC11	12
2	2022-10-21	KMAFFRE	&EFS=V3PF1WC3+V3PF1UC01	1
2	2022-10-21	KMAFFRE	&EFS=V3WC3+V3UC11	2
2	2022-10-21	KMAFFRE	&EFS=V3WC4+V3UC11	5
2	2022-10-26	KMAFFRE	&EFS=KH0+KH0	5
2	2022-10-26	KMAFFRE	&EFS=V1FQ1+V1FQ1	9
2	2022-10-26	KMAFFRE	&EFS=V2FQ1+V2FQ1	8,9,10,11
2	2022-10-26	KMAFFRE	&EFS=V2KF1+V2UC14	9,11
2	2022-10-26	KMAFFRE	&EFS=V2PZ1PF4+V2UC64	1
2	2022-10-26	KMAFFRE	&EFS=V2PZ1PF5+V2UC65	1
2	2022-10-26	KMAFFRE	&EFS=V2SF0SF1+V2UC71	1
2	2022-10-26	KMAFFRE	&EFS=V2SF0SF2+V2UC72	1
2	2022-10-26	KMAFFRE	&EFS=V2SF0SF3+V2UC73	1
2	2022-10-26	KMAFFRE	&EFS=V2SF0SF4+V2UC74	1
2	2022-10-26	KMAFFRE	&EFS=V2SF0SF5+V2UC75	1
2	2022-10-26	KMAFFRE	&EFS=V2WC4+V2UC14	6
2	2022-10-26	KMAFFRE	&EFS=V3KF1+V3UC14	9,11,12
2	2022-10-26	KMAFFRE	&EFS=V3WC4+V3UC14	6,7

1 3

			Date	10/27/2022	Volvo Trucks North America		Valiant TMS	Amendment page	Drawing name: =2V06&EFS-EL	=	
			Ed.	KMAFFRE						+	
			Appr		P6700 Rear Wall - Cell 2V06				Document type: EAZ	Project nr: 22-16148	Page 2
Modification	Date	Name	Original		Replacement of	Replaced by	Scale 1:10				1460

1	2	3	4	5	6	7	8	9	10

LATEST REVISION

REV.	DATE	SIGN.	DRAWING NR:	SHEET NR:
3	2022-10-31	KMAFFRE	&EFS=KH0+KH0	1,2,3,4,5,6,7,8,9,10
3	2022-10-31	KMAFFRE	&EFS=V3KF1+V3UC14	9
3	2022-10-31	KMAFFRE	&EFS=V3WC4+V3UC14	7
3	2022-11-18	KMAFFRE	&EFS=KH3+KH3	1,2
3	2022-11-18	KMAFFRE	&EFS=V1KF1+V1UC11	12
3	2022-11-18	KMAFFRE	&EFS=V1WC4+V1UC11	6
3	2022-11-18	KMAFFRE	&EFS=V3KF1+V3UC11	12
3	2022-11-18	KMAFFRE	&EFS=V3WC4+V3UC11	5
3	2022-11-18	KMAFFRE	&EFS=V1UQ51BG0+V1UQ51	6
3	2022-11-18	KMAFFRE	&EFS=V1UQ51KF1+V1UQ51	4

2 4

			Date	11/18/2022	Volvo Trucks North America	Valiant TMS	Amendment page	Drawing name: =2V06&EFS-EL	=
			Ed.	KMAFFRE					+
			Appr		P6700 Rear Wall - Cell 2V06			Document type: EAZ	Project nr: 22-16148
Modification	Date	Name	Original		Replacement of / Replaced by	Scale 1:10			Page 3 / 1460

1	2	3	4	5	6	7	8	9	10

LATEST REVISION

REV.	DATE	SIGN.	DRAWING NR:	SHEET NR:
4	2022-12-02	KMAFFRE	&EFS=V1WC3+V1UC11	2,3
4	2022-12-02	KMAFFRE	&EFS=V1KF1+V1UC32	6
4	2022-12-02	KMAFFRE	&EFS=V1PZ1+V1UC32	1
4	2022-12-02	KMAFFRE	&EFS=V1WC4+V1UC32	2
4	2022-12-02	KMAFFRE	&EFS=V1WR1UQ52BG0+V1WR1UQ52	1
4	2022-12-02	KMAFFRE	&EFS=V1WR1UQ52KF1+V1WR1UQ52	3,4,5,6
4	2022-12-02	KMAFFRE	&EFS=V1WR1UQ52UQ1+V1WR1UQ52UQ1	1
4	2022-12-02	KMAFFRE	&EFS=V2KF1+V2UC32	6
4	2022-12-02	KMAFFRE	&EFS=V2PZ1+V2UC32	1
4	2022-12-02	KMAFFRE	&EFS=V2WC4+V2UC32	2
4	2022-12-02	KMAFFRE	&EFS=V3KF1+V3UC14	10
4	2022-12-02	KMAFFRE	&EFS=V3WC4+V3UC14	9
4	2022-12-02	KMAFFRE	&EFS=V4LB1WC3+V4LB1WC3	1
4	2022-12-02	KMAFFRE	&EFS=V4PZ1PF1+V4UC61	1
4	2022-12-02	KMAFFRE	&ELU=V1SF0PG1+V1UC32	1
4	2022-12-02	KMAFFRE	&ELU=V2SF0PG1+V2UC32	1
4	2022-12-02	KMAFFRE	&ELU=V4PZ1PF1+V4UC61	1,2
4	2022-12-06	KMAFFRE	&EFS=V1AR41UR41BG0+V1AR41UR41	1
4	2022-12-06	KMAFFRE	&EFS=V1AR41UR41KF1+V1AR41UR41	1
4	2022-12-06	KMAFFRE	&EFS=V1FQ1+V1FQ1	1
4	2022-12-06	KMAFFRE	&EFS=V1KF1+V1UC11	2
4	2022-12-06	KMAFFRE	&EFS=V1KF1+V1UC46	102
4	2022-12-06	KMAFFRE	&EFS=V1KF1+V1UC47	102
4	2022-12-06	KMAFFRE	&EFS=V1AR42UR41BG0+V1AR42UR41	1
4	2022-12-06	KMAFFRE	&EFS=V1AR42UR41KF1+V1AR42UR41	1
4	2022-12-06	KMAFFRE	&EFS=V2AR41UR41BG0+V2AR41UR41	1
4	2022-12-06	KMAFFRE	&EFS=V2FQ1+V2FQ1	1
4	2022-12-06	KMAFFRE	&EFS=V2KF1+V2UC14	2
4	2022-12-06	KMAFFRE	&EFS=V2WC4+V2UC14	23
4	2022-12-06	KMAFFRE	&EFS=V2WR1KF1+V2WR1	1
4	2022-12-06	KMAFFRE	&EFS=V2WR1KF2+V2WR1	1
4	2022-12-06	KMAFFRE	&EFS=V4WR1KF1+V4WR1	1

			Date	12/6/2022	Volvo Trucks North America		Valiant TMS	Amendment page	Drawing name: =2V06&EFS-EL	=	
			Ed.	KMAFFRE						+	
			Appr		P6700 Rear Wall - Cell 2V06		Scale 1:10		Document type: EAZ	Project nr: 22-16148	Page 4
Modification	Date	Name	Original		Replacement of	Replaced by					1460

1	2	3	4	5	6	7	8	9	10

LATEST REVISION

REV.	DATE	SIGN.	DRAWING NR:	SHEET NR:
5	2022-12-15	MKLEPADLO	&EFS=V4AR181FQ1+V4AR181UC01	1
5	2022-12-15	MKLEPADLO	&EFS=V3WC4+V3UC14	13
5	2022-12-16	KMAFFRE	&EFS=KF0SF1+UC31	1
5	2022-12-16	KMAFFRE	&EFS=KF0KF1+UC31	21
5	2022-12-16	KMAFFRE	&EFS=V1KF1+V1UC32	5
5	2022-12-16	KMAFFRE	&EFS=V2KF1+V2UC32	5
5	2022-12-16	KMAFFRE	&EFS=V3KF1+V3UC32	5
5	2022-12-16	KMAFFRE	&EFS=V1SF0PG1+V1UC32	2
5	2022-12-16	KMAFFRE	&EFS=V2SF0PG1+V2UC32	2
5	2022-12-16	KMAFFRE	&EFS=V3SF0PG1+V3UC32	2
5	2022-12-16	KMAFFRE	&ELU=KF0+UC31	3
5	2022-12-16	KMAFFRE	&ELU=V1SF0PG1+V1UC32	1
5	2022-12-16	KMAFFRE	&ELU=V2SF0PG1+V2UC32	1
5	2022-12-16	KMAFFRE	&ELU=V3SF0PG1+V3UC32	1
5	2022-12-22	KMAFFRE	&EFS=V4AR181XQ91WC1+V4AR181XQ91UC01	1
5	2022-12-22	KMAFFRE	&EFS=V4AR181XQ92WC1+V4AR181XQ92UC01	1
5	2022-12-22	KMAFFRE	&EFS=V3KF1+V3UC11	2
5	2022-12-22	KMAFFRE	&EFS=V3KF1+V3UC14	9,10
5	2022-12-22	KMAFFRE	&EFS=V4FQ1+V4FQ1	1
5	2022-12-22	KMAFFRE	&EFS=V4LB1KF2+V4LB1KF2	10
5	2022-12-22	KMAFFRE	&EFS=V4PZ1PF1+V4UC61	1
5	2022-12-22	KMAFFRE	&EFS=V3WC4+V3UC11	23
5	2022-12-22	KMAFFRE	&EFS=V3WC4+V3UC14	9
5	2022-12-22	KMAFFRE	&EFS=V4WR1KF1+V4WR1	1
5	2022-12-22	KMAFFRE	&EFS=V4SF0SF1+V4UC91	1
5	2022-12-22	KMAFFRE	&ELU=V4PZ1PF1+V4UC61	1
5	2022-12-22	KMAFFRE	&ELU=V4SF0SF1+V4UC91	1

4

			Date	12/22/2022	Volvo Trucks North America	Valiant TMS	Amendment page	Drawing name: =2V06&EFS-EL	=	
			Ed.	KMAFFRE					+	
			Appr		P6700 Rear Wall - Cell 2V06			Document type: EAZ	Project nr: 22-16148	Page 5
Modification	Date	Name	Original		Replacement of	Replaced by	Scale 1:10			1460