

Table of contents

Column X: An automatically generated page was edited

F06_001

Page	Page description	supplementary page field	Date	Edited by	X
&MAA/1	Title page / cover sheet		10/31/2022	KMAFFRE	
&MAB/1	Table of contents : &MAA/1 - &MFS=V1AR42UQ42UQ2+V1AR42UQ42/1		12/5/2022	KMAFFRE	
&MAB/2	Table of contents : &MFS=V1AR43UQ41KF1+V1AR43UQ41/1 - &MFS=V1UQ52UQ2+V1UQ52/1		12/5/2022	KMAFFRE	
&MAB/3	Table of contents : &MFS=V1UQ52UQ3+V1UQ52/1 - &MFS=V2AR41UQ41KF1+V2AR41UQ41/1		12/5/2022	KMAFFRE	
&MAB/4	Table of contents : &MFS=V2AR41UQ41KF1+V2AR41UQ41/5 - &MFS=V3AR41UQ41KF1+V3AR41UQ41/5		12/5/2022	KMAFFRE	
&MAB/5	Table of contents : &MFS=V3AR41UQ41KF1+V3AR41UQ41/11 - &MFS=V3UQ51KF1+V3UQ51/5		12/5/2022	KMAFFRE	
&MAB/6	Table of contents : &MFS=V3UQ51KF1+V3UQ51/11 - &MPB+V1AR43UQ42/1		12/5/2022	KMAFFRE	
&MAB/7	Table of contents : &MPB+V1AR201KF1/1 - &MAZ/4		12/5/2022	KMAFFRE	
&MFS=KH0+KH0/1	Incoming air supply		10/31/2022	KMAFFRE	
&MFS=V1AR41UQ41KF1+V1AR41UQ41/1	AIR SUPPLY GRIPPER		11/11/2022	KMAFFRE	
&MFS=V1AR41UQ41KF1+V1AR41UQ41/5	AIR SUPPLY CONFIGURATION		9/26/2022	MKLEPADLO	
&MFS=V1AR41UQ41KF1+V1AR41UQ41/11	AIR SUPPLY		11/11/2022	KMAFFRE	
&MFS=V1AR41UQ41UQ1+V1AR41UQ41/1	Clamps 1		11/7/2022	KMAFFRE	
&MFS=V1AR41UQ41UQ2+V1AR41UQ41/1	Clamps 2		11/7/2022	KMAFFRE	
&MFS=V1AR41UQ41UQ3+V1AR41UQ41/1	\$spare		9/26/2022	MKLEPADLO	
&MFS=V1AR41UQ41UQ4+V1AR41UQ41/1	\$spare		9/26/2022	MKLEPADLO	
&MFS=V1AR41UQ42KF1+V1AR41UQ42/1	AIR SUPPLY GRIPPER		11/11/2022	KMAFFRE	
&MFS=V1AR41UQ42KF1+V1AR41UQ42/5	AIR SUPPLY CONFIGURATION		9/26/2022	MKLEPADLO	
&MFS=V1AR41UQ42KF1+V1AR41UQ42/11	AIR SUPPLY		11/11/2022	KMAFFRE	
&MFS=V1AR41UQ42UQ1+V1AR41UQ42/1	Clamps 1		11/7/2022	KMAFFRE	
&MFS=V1AR41UQ42UQ2+V1AR41UQ42/1	Clamps 2		11/7/2022	KMAFFRE	
&MFS=V1AR41UQ42UQ3+V1AR41UQ42/1	\$spare		9/26/2022	MKLEPADLO	
&MFS=V1AR41UQ42UQ4+V1AR41UQ42/1	\$spare		9/26/2022	MKLEPADLO	
&MFS=V1AR42UQ41KF1+V1AR42UQ41/1	AIR SUPPLY GRIPPER		11/11/2022	KMAFFRE	
&MFS=V1AR42UQ41KF1+V1AR42UQ41/5	AIR SUPPLY CONFIGURATION		9/26/2022	MKLEPADLO	
&MFS=V1AR42UQ41KF1+V1AR42UQ41/11	AIR SUPPLY		11/11/2022	KMAFFRE	
&MFS=V1AR42UQ41UQ1+V1AR42UQ41/1	Shot Pins 1		11/7/2022	KMAFFRE	
&MFS=V1AR42UQ41UQ2+V1AR42UQ41/1	Clamps 2		11/7/2022	KMAFFRE	
&MFS=V1AR42UQ42KF1+V1AR42UQ42/1	AIR SUPPLY GRIPPER		11/11/2022	KMAFFRE	
&MFS=V1AR42UQ42KF1+V1AR42UQ42/5	AIR SUPPLY CONFIGURATION		9/26/2022	MKLEPADLO	
&MFS=V1AR42UQ42KF1+V1AR42UQ42/11	AIR SUPPLY		11/11/2022	KMAFFRE	
&MFS=V1AR42UQ42UQ1+V1AR42UQ42/1	Clamps 1		11/7/2022	KMAFFRE	
&MFS=V1AR42UQ42UQ2+V1AR42UQ42/1	\$spare		9/26/2022	MKLEPADLO	

&MAA/1

2


Date	12/5/2022	Volvo Trucks North America		Valiant Machine & Tool	Table of contents : &MAA/1 - &MFS=V1AR42UQ42UQ2+V1AR42UQ42/1	Drawing name: = 2V06&MFS-PNEU		=
Ed.	KMAFFRE	P6700 Rear Wall - Robot Cell 2V06				Document type: MAB	Project nr: 22-16148	Page 1
Modification	Date	Name	Original	Replacement of	Replaced by	Scale 1:1		229

Table of contents

Column X: An automatically generated page was edited

F06_001

Page	Page description	supplementary page field	Date	Edited by	X
&MFS=V1AR43UQ41KF1+V1AR43UQ41/1	AIR SUPPLY GRIPPER		11/11/2022	KMAFFRE	
&MFS=V1AR43UQ41KF1+V1AR43UQ41/5	AIR SUPPLY CONFIGURATION		9/26/2022	MKLEPADLO	
&MFS=V1AR43UQ41KF1+V1AR43UQ41/1	AIR SUPPLY		11/11/2022	KMAFFRE	
&MFS=V1AR43UQ41UQ1+V1AR43UQ41/1	Shot Pin 1		11/7/2022	KMAFFRE	
&MFS=V1AR43UQ41UQ2+V1AR43UQ41/1	Clamps		11/7/2022	KMAFFRE	
&MFS=V1AR43UQ42KF1+V1AR43UQ42/1	AIR SUPPLY GRIPPER		11/11/2022	KMAFFRE	
&MFS=V1AR43UQ42KF1+V1AR43UQ42/5	AIR SUPPLY CONFIGURATION		9/26/2022	MKLEPADLO	
&MFS=V1AR43UQ42KF1+V1AR43UQ42/1	AIR SUPPLY		11/11/2022	KMAFFRE	
&MFS=V1AR43UQ42UQ1+V1AR43UQ42/1	Shot Pin 1		11/7/2022	KMAFFRE	
&MFS=V1AR43UQ42UQ2+V1AR43UQ42/1	Clamps 2		11/7/2022	KMAFFRE	
&MFS=V1AR201UQ41KF1+V1AR201UQ41/1	AIR SUPPLY GRIPPER		11/11/2022	KMAFFRE	
&MFS=V1AR201UQ41KF1+V1AR201UQ41/5	AIR SUPPLY CONFIGURATION		9/26/2022	MKLEPADLO	
&MFS=V1AR201UQ41KF1+V1AR201UQ41/1	AIR SUPPLY		11/11/2022	KMAFFRE	
&MFS=V1AR201UQ41UQ1+V1AR201UQ41/1	Clamps		11/7/2022	KMAFFRE	
&MFS=V1AR201UQ41UQ2+V1AR201UQ41/1	Clamps		11/7/2022	KMAFFRE	
&MFS=V1AR201UQ42KF1+V1AR201UQ42/1	AIR SUPPLY GRIPPER		11/11/2022	KMAFFRE	
&MFS=V1AR201UQ42KF1+V1AR201UQ42/5	AIR SUPPLY CONFIGURATION		9/26/2022	MKLEPADLO	
&MFS=V1AR201UQ42KF1+V1AR201UQ42/1	AIR SUPPLY		11/11/2022	KMAFFRE	
&MFS=V1AR201UQ42UQ1+V1AR201UQ42/1	Clamps		11/7/2022	KMAFFRE	
&MFS=V1AR201UQ42UQ2+V1AR201UQ42/1	Clamps		11/7/2022	KMAFFRE	
&MFS=V1AR201XQ41KF1+V1AR201KF1/5	AIR SUPPLY CONFIGURATION		11/1/2022	MKLEPADLO	
&MFS=V1AR201XQ41KF1+V1AR201KF1/1	AIR SUPPLY		11/1/2022	MKLEPADLO	
&MFS=V1AR201XQ41UQ1+V1AR201KF1/1	Cylinder		11/1/2022	MKLEPADLO	
&MFS=V1UQ51+KH1/1	Incoming air supply (Fixture)		10/31/2022	KMAFFRE	
&MFS=V1UQ51KF1+V1UQ51/5	AIR SUPPLY CONFIGURATION		9/26/2022	MKLEPADLO	
&MFS=V1UQ51KF1+V1UQ51/11	AIR SUPPLY		9/26/2022	MKLEPADLO	
&MFS=V1UQ51UQ1+V1UQ51/1	Shot Pins 1		9/26/2022	MKLEPADLO	
&MFS=V1UQ51UQ2+V1UQ51/1	Shot Pins 2		9/26/2022	MKLEPADLO	
&MFS=V1UQ52+KH1/1	Incoming air supply (Fixture)		10/31/2022	KMAFFRE	
&MFS=V1UQ52KF1+V1UQ52/5	AIR SUPPLY CONFIGURATION		9/26/2022	MKLEPADLO	
&MFS=V1UQ52KF1+V1UQ52/11	AIR SUPPLY		9/26/2022	MKLEPADLO	
&MFS=V1UQ52UQ1+V1UQ52/1	Shot Pin 1		9/26/2022	MKLEPADLO	
&MFS=V1UQ52UQ2+V1UQ52/1	Clamps 2		9/26/2022	MKLEPADLO	

1

3


			Date	12/5/2022	Volvo Trucks North America		Valiant Machine & Tool	Table of contents : &MFS=V1AR43UQ41KF1+V1AR43UQ41/1 - &MFS=V1UQ52UQ2+V1UQ52/1	Drawing name:		=			
			Ed.	KMAFFRE							+			
			Appr		P6700 Rear Wall - Robot Cell 2V06				Document type:	MAB	Project nr:	22-16148	Page	2
Modification	Date	Name	Original		Replacement of	Replaced by	Scale 1:1							229

Table of contents

Column X: An automatically generated page was edited

F06_001

Page	Page description	supplementary page field	Date	Edited by	X
&MFS=V1UQ52UQ3+V1UQ52/1	Clamps 3		9/26/2022	MKLEPADLO	
&MFS=V1UQ52UQ4+V1UQ52/1	Clamp 4		9/26/2022	MKLEPADLO	
&MFS=V1WR1+KH1/1	Incoming air supply (Turn Table)		10/31/2022	KMAFFRE	
&MFS=V1WR1UQ51KF1+V1WR1UQ51/5	AIR SUPPLY CONFIGURATION		9/26/2022	MKLEPADLO	
&MFS=V1WR1UQ51KF1+V1WR1UQ51/1	AIR SUPPLY		9/26/2022	MKLEPADLO	
&MFS=V1WR1UQ51UQ1+V1WR1UQ51/1	Y & Z Clamps 1		9/26/2022	MKLEPADLO	
&MFS=V1WR1UQ51UQ2+V1WR1UQ51/1	Y & Z Clamps 2		9/26/2022	MKLEPADLO	
&MFS=V1WR1UQ51UQ3+V1WR1UQ51/1	X Clamps 3		9/26/2022	MKLEPADLO	
&MFS=V1WR1UQ51UQ4+V1WR1UQ51/1	X Clamps 4		9/26/2022	MKLEPADLO	
&MFS=V1WR1UQ51UQ5+V1WR1UQ51/1	X Clamps 5		9/26/2022	MKLEPADLO	
&MFS=V1WR1UQ51UQ6+V1WR1UQ51/1	X Clamps 6		9/26/2022	MKLEPADLO	
&MFS=V1WR1UQ52KF1+V1WR1UQ52/5	AIR SUPPLY CONFIGURATION		9/26/2022	MKLEPADLO	
&MFS=V1WR1UQ52KF1+V1WR1UQ52/1	AIR SUPPLY		9/26/2022	MKLEPADLO	
&MFS=V1WR1UQ52UQ1+V1WR1UQ52/1	X & Z Clamps 1		12/5/2022	KMAFFRE	
&MFS=V1WR1UQ52UQ2+V1WR1UQ52/1	X & Z Clamps 2		9/26/2022	MKLEPADLO	
&MFS=V1WR1UQ52UQ3+V1WR1UQ52/1	X Clamps 3		9/26/2022	MKLEPADLO	
&MFS=V1WR1UQ52UQ4+V1WR1UQ52/1	X Clamps 4		9/26/2022	MKLEPADLO	
&MFS=V1WR1UQ52UQ5+V1WR1UQ52/1	X Clamps 5		9/26/2022	MKLEPADLO	
&MFS=V1WR1UQ52UQ6+V1WR1UQ52/1	Shot Pin 6		9/26/2022	MKLEPADLO	
&MFS=V1WR2+KH1/1	Incoming air supply (Turn Table)		10/31/2022	KMAFFRE	
&MFS=V1WR2UQ51KF1+V1WR2UQ51/5	AIR SUPPLY CONFIGURATION		9/26/2022	MKLEPADLO	
&MFS=V1WR2UQ51KF1+V1WR2UQ51/1	AIR SUPPLY		9/26/2022	MKLEPADLO	
&MFS=V1WR2UQ51UQ1+V1WR2UQ51/1	Clamps 1		9/26/2022	MKLEPADLO	
&MFS=V1WR2UQ51UQ2+V1WR2UQ51/1	Clamps 2		9/26/2022	MKLEPADLO	
&MFS=V1WR2UQ51UQ3+V1WR2UQ51/1	Clamps 3		9/26/2022	MKLEPADLO	
&MFS=V1WR2UQ51UQ4+V1WR2UQ51/1	Spare		9/26/2022	MKLEPADLO	
&MFS=V1WR2UQ52KF1+V1WR2UQ52/5	AIR SUPPLY CONFIGURATION		9/26/2022	MKLEPADLO	
&MFS=V1WR2UQ52KF1+V1WR2UQ52/1	AIR SUPPLY		9/26/2022	MKLEPADLO	
&MFS=V1WR2UQ52UQ1+V1WR2UQ52/1	Clamps 1		9/26/2022	MKLEPADLO	
&MFS=V1WR2UQ52UQ2+V1WR2UQ52/1	Clamps 2		9/26/2022	MKLEPADLO	
&MFS=V1WR2UQ52UQ3+V1WR2UQ52/1	Clamps 3		9/26/2022	MKLEPADLO	
&MFS=V1WR2UQ52UQ4+V1WR2UQ52/1	Spare		9/26/2022	MKLEPADLO	
&MFS=V2AR41UQ41KF1+V2AR41UQ41/1	AIR SUPPLY GRIPPER		11/11/2022	KMAFFRE	

2

4



			Date	12/5/2022	Volvo Trucks North America		Valiant Machine & Tool	Table of contents : &MFS=V1UQ52UQ3+V1UQ52/1 - &MFS=V2AR41UQ41KF1+V2AR41UQ41/1	Drawing name:		=
			Ed.	KMAFFRE							+
			Appr		P6700 Rear Wall - Robot Cell 2V06		Scale 1:1		Document type:	Project nr:	Page
Modification	Date	Name	Original						Replacement of	Replaced by	MAB
											229

Table of contents

Column X: An automatically generated page was edited

F06_001

Page	Page description	supplementary page field	Date	Edited by	X
&MFS=V2AR41UQ41KF1+V2AR41UQ41/5	AIR SUPPLY CONFIGURATION		9/26/2022	MKLEPADLO	
&MFS=V2AR41UQ41KF1+V2AR41UQ41/1	AIR SUPPLY		11/11/2022	KMAFFRE	
&MFS=V2AR41UQ41UQ1+V2AR41UQ41/1	Vacuums		11/7/2022	KMAFFRE	
&MFS=V2AR41UQ41UQ2+V2AR41UQ41/1	Clamps 2		11/7/2022	KMAFFRE	
&MFS=V2AR41UQ41UQ3+V2AR41UQ41/1	Guided Drives 3		11/7/2022	KMAFFRE	
&MFS=V2AR41UQ41UQ4+V2AR41UQ41/1	Spare		9/26/2022	MKLEPADLO	
&MFS=V2AR41UQ42KF1+V2AR41UQ42/1	AIR SUPPLY GRIPPER		11/11/2022	KMAFFRE	
&MFS=V2AR41UQ42KF1+V2AR41UQ42/5	AIR SUPPLY CONFIGURATION		9/26/2022	MKLEPADLO	
&MFS=V2AR41UQ42KF1+V2AR41UQ42/1	AIR SUPPLY		11/11/2022	KMAFFRE	
&MFS=V2AR41UQ42UQ1+V2AR41UQ42/1	Vacuums		11/7/2022	KMAFFRE	
&MFS=V2AR41UQ42UQ2+V2AR41UQ42/1	Clamps 2		11/7/2022	KMAFFRE	
&MFS=V2AR41UQ42UQ3+V2AR41UQ42/1	Guided Drives 3		11/7/2022	KMAFFRE	
&MFS=V2AR41UQ42UQ4+V2AR41UQ42/1	Spare		9/26/2022	MKLEPADLO	
&MFS=V2WR1+KH1/1	Incoming air supply (Turn Table)		10/31/2022	KMAFFRE	
&MFS=V2WR1UQ51KF1+V2WR1UQ51/5	AIR SUPPLY CONFIGURATION		9/26/2022	MKLEPADLO	
&MFS=V2WR1UQ51KF1+V2WR1UQ51/1	AIR SUPPLY		9/26/2022	MKLEPADLO	
&MFS=V2WR1UQ51UQ1+V2WR1UQ51/1	Clamp 1		9/26/2022	MKLEPADLO	
&MFS=V2WR1UQ51UQ2+V2WR1UQ51/1	Clamps 2		9/26/2022	MKLEPADLO	
&MFS=V2WR1UQ52KF1+V2WR1UQ52/5	AIR SUPPLY CONFIGURATION		9/26/2022	MKLEPADLO	
&MFS=V2WR1UQ52KF1+V2WR1UQ52/1	AIR SUPPLY		9/26/2022	MKLEPADLO	
&MFS=V2WR1UQ52UQ1+V2WR1UQ52/1	Clamps 1		9/26/2022	MKLEPADLO	
&MFS=V2WR1UQ52UQ2+V2WR1UQ52/1	Clamps 2		9/26/2022	MKLEPADLO	
&MFS=V2WR1UQ52UQ3+V2WR1UQ52/1	Clamps 3		9/26/2022	MKLEPADLO	
&MFS=V2WR1UQ52UQ4+V2WR1UQ52/1	Spare		9/26/2022	MKLEPADLO	
&MFS=V3AR11UQ41KF1+V3AR11UQ41/1	AIR SUPPLY GRIPPER		11/11/2022	KMAFFRE	
&MFS=V3AR11UQ41KF1+V3AR11UQ41/5	AIR SUPPLY CONFIGURATION		9/26/2022	MKLEPADLO	
&MFS=V3AR11UQ41KF1+V3AR11UQ41/1	AIR SUPPLY		11/11/2022	KMAFFRE	
&MFS=V3AR11UQ41UQ1+V3AR11UQ41/1	Clamps 1		11/7/2022	KMAFFRE	
&MFS=V3AR11UQ41UQ2+V3AR11UQ41/1	Clamps 2		11/7/2022	KMAFFRE	
&MFS=V3AR11UQ41UQ3+V3AR11UQ41/1	Clamps 3		11/7/2022	KMAFFRE	
&MFS=V3AR11UQ41UQ4+V3AR11UQ41/1	Spare		9/26/2022	MKLEPADLO	
&MFS=V3AR41UQ41KF1+V3AR41UQ41/1	AIR SUPPLY GRIPPER		11/11/2022	KMAFFRE	
&MFS=V3AR41UQ41KF1+V3AR41UQ41/5	AIR SUPPLY CONFIGURATION		9/26/2022	MKLEPADLO	


Date	12/5/2022	Volvo Trucks North America	 Valiant Machine & Tool	Table of contents : &MFS=V2AR41UQ41KF1+V2AR41UQ41/5 - &MFS=V3AR41UQ41KF1+V3AR41UQ41/5	Drawing name: =	
Ed.	KMAFFRE	P6700 Rear Wall - Robot Cell 2V06			+	
Appr		Replacement of	Scale 1:1		Document type: MAB	Project nr: 22-16148
Original		Replaced by			Page 4	229

Table of contents

Column X: An automatically generated page was edited

F06_001

Page	Page description	supplementary page field	Date	Edited by	X
&MFS=V3AR41UQ41KF1+V3AR41UQ41/	AIR SUPPLY		11/11/2022	KMAFFRE	
&MFS=V3AR41UQ41UQ1+V3AR41UQ41/	Clamps 1		11/7/2022	KMAFFRE	
&MFS=V3AR41UQ41UQ2+V3AR41UQ41/	Spare		9/26/2022	MKLEPADLO	
&MFS=V3AR41UQ42KF1+V3AR41UQ42/	AIR SUPPLY GRIPPER		11/11/2022	KMAFFRE	
&MFS=V3AR41UQ42KF1+V3AR41UQ42/	AIR SUPPLY CONFIGURATION		9/26/2022	MKLEPADLO	
&MFS=V3AR41UQ42KF1+V3AR41UQ42/	AIR SUPPLY		11/11/2022	KMAFFRE	
&MFS=V3AR41UQ42UQ1+V3AR41UQ42/	Clamps 1		11/7/2022	KMAFFRE	
&MFS=V3AR41UQ42UQ2+V3AR41UQ42/	Spare		9/26/2022	MKLEPADLO	
&MFS=V3AR42UQ41KF1+V3AR42UQ41/	AIR SUPPLY GRIPPER		11/11/2022	KMAFFRE	
&MFS=V3AR42UQ41KF1+V3AR42UQ41/	AIR SUPPLY CONFIGURATION		9/26/2022	MKLEPADLO	
&MFS=V3AR42UQ41KF1+V3AR42UQ41/	AIR SUPPLY		11/11/2022	KMAFFRE	
&MFS=V3AR42UQ41UQ1+V3AR42UQ41/	Clamps 1		11/7/2022	KMAFFRE	
&MFS=V3AR42UQ41UQ2+V3AR42UQ41/	Spare		9/26/2022	MKLEPADLO	
&MFS=V3AR42UQ42KF1+V3AR42UQ42/	AIR SUPPLY GRIPPER		11/11/2022	KMAFFRE	
&MFS=V3AR42UQ42KF1+V3AR42UQ42/	AIR SUPPLY CONFIGURATION		9/26/2022	MKLEPADLO	
&MFS=V3AR42UQ42KF1+V3AR42UQ42/	AIR SUPPLY		11/11/2022	KMAFFRE	
&MFS=V3AR42UQ42UQ1+V3AR42UQ42/	Clamps 1		11/7/2022	KMAFFRE	
&MFS=V3AR42UQ42UQ2+V3AR42UQ42/	Spare		9/26/2022	MKLEPADLO	
&MFS=V3GL16+KH1/1	Incoming air supply (Fixture)		10/31/2022	KMAFFRE	
&MFS=V3GL16UQ51KF1+V3GL16UQ51/	AIR SUPPLY CONFIGURATION		9/26/2022	MKLEPADLO	
&MFS=V3GL16UQ51KF1+V3GL16UQ51/	AIR SUPPLY		9/26/2022	MKLEPADLO	
&MFS=V3GL16UQ51UQ1+V3GL16UQ51/	Pallet Stop Station #1 Load		9/26/2022	MKLEPADLO	
&MFS=V3GL16UQ51UQ2+V3GL16UQ51/	Pallet Stop Station #2 Mid-Stop		9/26/2022	MKLEPADLO	
&MFS=V3GL16UQ51UQ6+V3GL16UQ51/	Pallet Stop Station #6 Pre-Load		9/26/2022	MKLEPADLO	
&MFS=V3GL16UQ51UQx+V3GL16UQ51/	Spare		9/26/2022	MKLEPADLO	
&MFS=V3GM1+KH1/1	Incoming air supply (Lift Assist)		10/31/2022	KMAFFRE	
&MFS=V3PF1+KH1/1	Incoming air supply (Fixture)		10/31/2022	KMAFFRE	
&MFS=V3PF1KF1+V3PF1/5	AIR SUPPLY CONFIGURATION		11/1/2022	MKLEPADLO	
&MFS=V3PF1KF1+V3PF1/11	AIR SUPPLY		10/31/2022	KMAFFRE	
&MFS=V3PF1UQ1+V3PF1/1	Clamp		10/31/2022	KMAFFRE	
&MFS=V3PF1UQ2+V3PF1/1	Spare		9/26/2022	MKLEPADLO	
&MFS=V3UQ51+KH1/1	Incoming air supply (Fixture)		10/31/2022	KMAFFRE	
&MFS=V3UQ51KF1+V3UQ51/5	AIR SUPPLY CONFIGURATION		9/26/2022	MKLEPADLO	


Date	12/5/2022	Volvo Trucks North America	 Valiant Machine & Tool	Table of contents : &MFS=V3AR41UQ41KF1+V3AR41UQ41/11 - &MFS=V3UQ51KF1+V3UQ51/5	Drawing name:	=
Ed.	KMAFFRE	P6700 Rear Wall - Robot Cell 2V06			Document type:	MAB
Appr		Replacement of	Scale 1:1		Page	5
Modification	Date	Name	Original	Replaced by		229

Table of contents

Column X: An automatically generated page was edited

F06_001

Page	Page description	supplementary page field	Date	Edited by	X
&MFS=V3UQ51KF1+V3UQ51/11	AIR SUPPLY		9/26/2022	MKLEPADLO	
&MFS=V3UQ51UQ1+V3UQ51/1	Clamps 1		9/26/2022	MKLEPADLO	
&MFS=V3UQ51UQ2+V3UQ51/1	Clamps 2		9/26/2022	MKLEPADLO	
&MFS=V3UQ51UQ3+V3UQ51/1	Clamps 3		9/26/2022	MKLEPADLO	
&MFS=V3UQ51UQ4+V3UQ51/1	Clamps 4		9/26/2022	MKLEPADLO	
&MFS=V3UQ52+KH1/1	Incoming air supply (Fixture)		10/31/2022	KMAFFRE	
&MFS=V3UQ52KF1+V3UQ52/5	AIR SUPPLY CONFIGURATION		9/26/2022	MKLEPADLO	
&MFS=V3UQ52KF1+V3UQ52/11	AIR SUPPLY		9/26/2022	MKLEPADLO	
&MFS=V3UQ52UQ1+V3UQ52/1	Clamps 1		9/26/2022	MKLEPADLO	
&MFS=V3UQ52UQ2+V3UQ52/1	Clamps 2		9/26/2022	MKLEPADLO	
&MFS=V3UQ52UQ3+V3UQ52/1	Clamps 3		9/26/2022	MKLEPADLO	
&MFS=V3UQ52UQ4+V3UQ52/1	Clamps 4		9/26/2022	MKLEPADLO	
&MFS=V3UQ52UQ5+V3UQ52/1	Clamps 5		9/26/2022	MKLEPADLO	
&MFS=V3UQ52UQ6+V3UQ52/1	Clamps 6		9/26/2022	MKLEPADLO	
&MFS=V4WR1+KH1/1	Incoming air supply (Turn Table)		10/31/2022	KMAFFRE	
&MFS=V4WR1UQ51KF1+V4WR1UQ51/5	AIR SUPPLY CONFIGURATION		9/26/2022	MKLEPADLO	
&MFS=V4WR1UQ51KF1+V4WR1UQ51/1	AIR SUPPLY		9/26/2022	MKLEPADLO	
&MFS=V4WR1UQ51UQ1+V4WR1UQ51/1	Clamps 1		9/26/2022	MKLEPADLO	
&MFS=V4WR1UQ51UQ2+V4WR1UQ51/1	Clamps 2		9/26/2022	MKLEPADLO	
&MFS=V4WR1UQ52KF1+V4WR1UQ52/5	AIR SUPPLY CONFIGURATION		9/26/2022	MKLEPADLO	
&MFS=V4WR1UQ52KF1+V4WR1UQ52/1	AIR SUPPLY		9/26/2022	MKLEPADLO	
&MFS=V4WR1UQ52UQ1+V4WR1UQ52/1	Clamps 1		9/26/2022	MKLEPADLO	
&MFS=V4WR1UQ52UQ1+V4WR1UQ52/2	Clamps 1		9/26/2022	MKLEPADLO	
&MFS=V4WR1UQ52UQ2+V4WR1UQ52/1	Spare		9/26/2022	MKLEPADLO	
&MFS=V1AR201XQ41UQ2+V1AR201KF1/3	Spare		11/1/2022	MKLEPADLO	
&MPB+KH0/1	Parts list : FES.535031 - FES.8030308		10/31/2022	KMAFFRE	
&MPB+KH1/1	Parts list : FES.MSB9-AQR:C2:J73:F8-WP-UL1 - FES.MSB9-AQT:C2:J73:F8-WP-UL1		10/31/2022	KMAFFRE	
&MPB+V1AR41UQ41/1	Parts list : FES.51E-F33GCQPNMKBNMKB-D-UL1+GS2GZBA & 32P-TJQ-R-MBH-BH-4J - FES.537953		10/31/2022	KMAFFRE	
&MPB+V1AR41UQ42/1	Parts list : FES.51E-F33GCQPNMKBNMKB-D-UL1+GS2GZBA & 32P-TJQ-R-MBH-BH-4J - FES.537953		10/31/2022	KMAFFRE	
&MPB+V1AR42UQ41/1	Parts list : FES.51E-F33GCQPNMKBNMKB-D-UL1+GS2GZBA & 32P-TJQ-R-MBH-JJ - FES.534663		10/31/2022	KMAFFRE	
&MPB+V1AR42UQ42/1	Parts list : FES.51E-F33GCQPNMKBNMKB-D-UL1+GS2GZBA & 32P-TJQ-R-MBH-JJ - FES.537953		10/31/2022	KMAFFRE	
&MPB+V1AR43UQ41/1	Parts list : FES.51E-F33GCQPNMKBNMKB-D-UL1+GS2GZBA & 32P-TJQ-R-MBH-JJ - FES.534663		10/31/2022	KMAFFRE	
&MPB+V1AR43UQ42/1	Parts list : FES.51E-F33GCQPNMKBNMKB-D-UL1+GS2GZBA & 32P-TJQ-R-MBH-JJ - FES.534663		10/31/2022	KMAFFRE	



Date	12/5/2022	Volvo Trucks North America	Valiant Machine & Tool	Table of contents : &MFS=V3UQ51KF1+V3UQ51/11	Drawing name:	=	
Ed.	KMAFFRE			- &MPB+V1AR43UQ42/1		+	
Appr		P6700 Rear Wall - Robot Cell 2V06		Scale 1:1	Document type:	MAB	
Modification	Date	Name	Original	Replacement of	Replaced by	Project nr:	22-16148
						Page	6
							229

Table of contents

Column X: An automatically generated page was edited

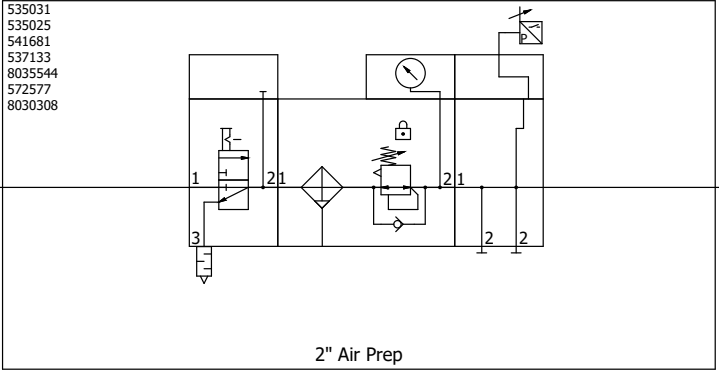
F06_001

Page	Page description	supplementary page field	Date	Edited by	X
&MPB+V1AR201KF1/1	Parts list : FES.51E-F33GCQPNMKB-S-UL1+GS2GZBA & 45PN-R-Z-LSMX-BU-JL - FES.539212		11/1/2022	MKLEPADLO	
&MPB+V1AR201UQ41/1	Parts list : FES.51E-F33GCQPNMKBNMKB-D-UL1+GS2GZBA & 32P-TJQ-R-MBH-JJ - FES.534663		10/31/2022	KMAFFRE	
&MPB+V1AR201UQ42/1	Parts list : FES.51E-F33GCQPNMKBNMKB-D-UL1+GS2GZBA & 32P-TJQ-R-MBH-JJ - FES.534663		10/31/2022	KMAFFRE	
&MPB+V1UQ51/1	Parts list : FES.51E-F33GCQPNMKBNMKB-S-UL1+GS2GZBA & 45PN-R-Z-LSMX-BU-SASA - FES.534663		10/31/2022	KMAFFRE	
&MPB+V1UQ52/1	Parts list : FES.51E-F33GCQPNMKBNMKB-S-UL1+GS2GZBA_45PN-R-Z-LSMX-BBU-4SA - FES.534663		10/31/2022	KMAFFRE	
&MPB+V1WR1UQ51/1	Parts list : FES.51E-F33GCQPNMKBNMKB-S-UL1+GS2GZBA & 45PN-R-Z-LSMX-3BU-6J - FES.534663		10/31/2022	KMAFFRE	
&MPB+V1WR1UQ51/2	Parts list : FES.534663 - FES.534663		12/5/2022	KMAFFRE	
&MPB+V1WR1UQ52/1	Parts list : FES.51E-F33GCQPNMKBNMKB-S-UL1+GS2GZBA & 45PN-R-Z-LSMX-3BU-6J - FES.539156		12/5/2022	KMAFFRE	
&MPB+V1WR1UQ52/2	Parts list : FES.534663 - FES.534663		12/5/2022	KMAFFRE	
&MPB+V1WR2UQ51/1	Parts list : FES.51E-F33GCQPNMKBNMKB-S-UL1+GS2GZBA & 45PN-R-Z-LSMX-BBU-3JL - FES.539212		10/31/2022	KMAFFRE	
&MPB+V1WR2UQ52/1	Parts list : FES.51E-F33GCQPNMKBNMKB-S-UL1+GS2GZBA & 45PN-R-Z-LSMX-BBU-3JL - FES.539212		10/31/2022	KMAFFRE	
&MPB+V2AR41UQ41/1	Parts list : FES.51E-F33GCQPNMKBNMKB-D-UL1+GS2GZBA & 32P-TJQ-R-MBHBH-4J - FES.537953		10/31/2022	KMAFFRE	
&MPB+V2AR41UQ42/1	Parts list : FES.51E-F33GCQPNMKBNMKB-D-UL1+GS2GZBA & 32P-TJQ-R-MBHBH-4J - FES.537953		10/31/2022	KMAFFRE	
&MPB+V2WR1UQ51/1	Parts list : FES.51E-F33GCQPNMKB-S-UL1+GS2GZBA & 45PN-R-Z-LSMX-BU-JJ - FES.534663		10/31/2022	KMAFFRE	
&MPB+V2WR1UQ52/1	Parts list : FES.51E-F33GCQPNMKBNMKB-S-UL1+GS2GZBA & 45PN-R-Z-LSMX-BBU-3JL - FES.539212		10/31/2022	KMAFFRE	
&MPB+V3AR11UQ41/1	Parts list : FES.51E-F33GCQPNMKBNMKB-D-UL1+GS2GZBA & 32P-TJQ-R-MBHBH-4J - FES.537953		10/31/2022	KMAFFRE	
&MPB+V3AR41UQ41/1	Parts list : FES.51E-F33GCQPNMKBNMKB-D-UL1+GS2GZBA & 32P-TJQ-R-MBH-JJ - FES.537953		10/31/2022	KMAFFRE	
&MPB+V3AR41UQ42/1	Parts list : FES.51E-F33GCQPNMKBNMKB-D-UL1+GS2GZBA & 32P-TJQ-R-MBH-JJ - FES.537953		10/31/2022	KMAFFRE	
&MPB+V3AR42UQ41/1	Parts list : FES.51E-F33GCQPNMKBNMKB-D-UL1+GS2GZBA & 32P-TJQ-R-MBH-JJ - FES.537953		10/31/2022	KMAFFRE	
&MPB+V3AR42UQ42/1	Parts list : FES.51E-F33GCQPNMKBNMKB-D-UL1+GS2GZBA & 32P-TJQ-R-MBH-JJ - FES.537953		10/31/2022	KMAFFRE	
&MPB+V3PF1/1	Parts list : FES.51E-F33GCQPNMKB-S-UL1+GS2GZBA & 45PN-R-Z-LSMX-BU-JL - FES.539212		10/31/2022	KMAFFRE	
&MPB+V3UQ51/1	Parts list : FES.51E-F33GCQPNMKBNMKB-D-UL1+GS2GZBA & 32P-TJQ-R-MBHBH-4J - FES.534663		10/31/2022	KMAFFRE	
&MPB+V3UQ52/1	Parts list : FES.51E-F33GCQPNMKBNMKB-S-UL1+GS2GZBA & 45PN-R-Z-LSMX-3BU-6J - FES.534663		10/31/2022	KMAFFRE	
&MPB+V3UQ52/2	Parts list : FES.534663 - FES.534663		12/5/2022	KMAFFRE	
&MPB+V4WR1UQ51/1	Parts list : FES.51E-F33GCQPNMKBNMKB-S-UL1+GS2GZBA & 45PN-R-Z-LSMX-BU-JJ - FES.534663		10/31/2022	KMAFFRE	
&MPB+V4WR1UQ52/1	Parts list : FES.51E-F33GCQPNMKBNMKB-S-UL1+GS2GZBA & 45PN-R-Z-LSMX-BU-JL - FES.539212		10/31/2022	KMAFFRE	
&MPB+V3GL16UQ51/1	Parts list : FES.51E-F33GCQPNMKBNMKB-S-UL1+GS2GZBA & 45PN-R-Z-LSMX-BBU-4J - FES.539156		10/31/2022	KMAFFRE	
&MAZ/1	Amendment page		10/31/2022	KMAFFRE	
&MAZ/2	Amendment page		11/11/2022	KMAFFRE	
&MAZ/3	Amendment page		11/11/2022	KMAFFRE	
&MAZ/4	Amendment page		12/5/2022	KMAFFRE	


Date	12/5/2022	Volvo Trucks North America	 Valiant Machine & Tool	Table of contents : &MPB+V1AR201KF1/1 - &MAZ/4		Drawing name:		=	
Ed.	KMAFFRE	P6700 Rear Wall - Robot Cell 2V06		Scale 1:1	Document type:	MAB	Project nr:	22-16148	Page
Modification	Date	Name	Original	Replacement of	Replaced by				229

A1
 535031
 535025
 541681
 537133
 8035544
 572577
 8030308

From drop point



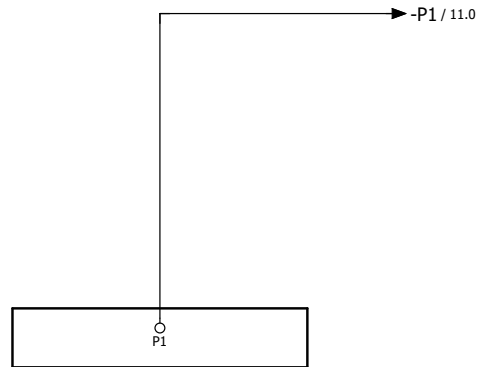
2" Air Prep




=V1AR41UQ41KF1+V1AR41UQ41/1

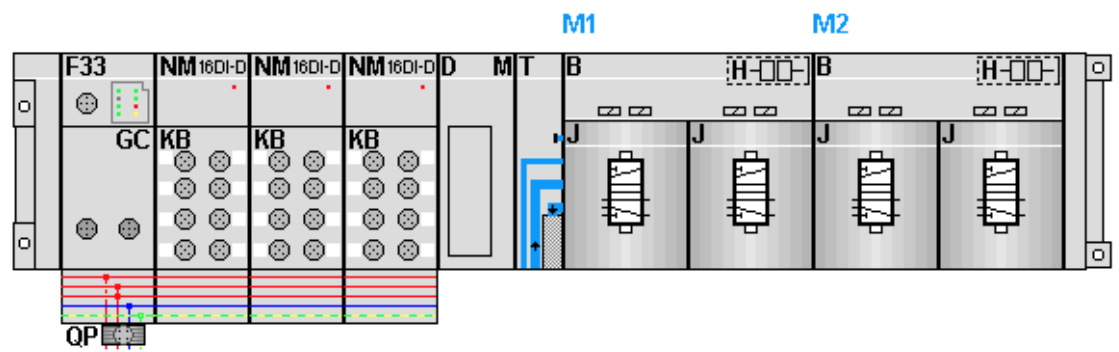
&MAB+/7

Date		10/31/2022		Volvo Trucks North America		Valiant Machine & Tool		Incoming air supply		Drawing name: = 2V06&MFS-PNEU		= KH0	
Ed.		KMAFFRE		P6700 Rear Wall - Robot Cell 2V06		Scale 1:1				Document type: MFS		Project nr: 22-16148	
Appr				Replacement of		Replaced by				Page		1	
Modification		Date		Name		Original				Page		229	

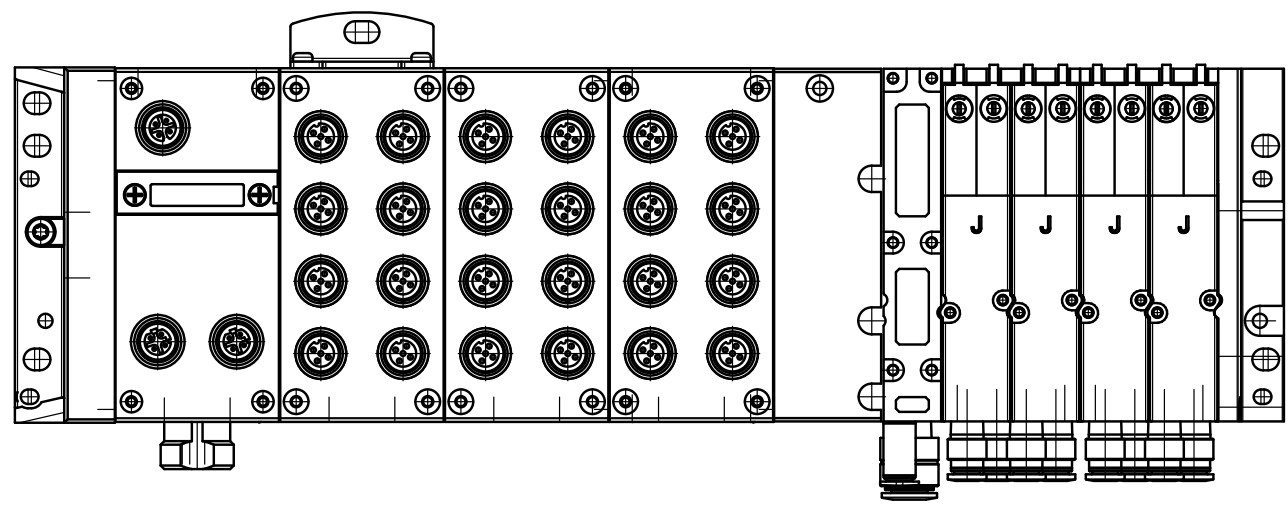


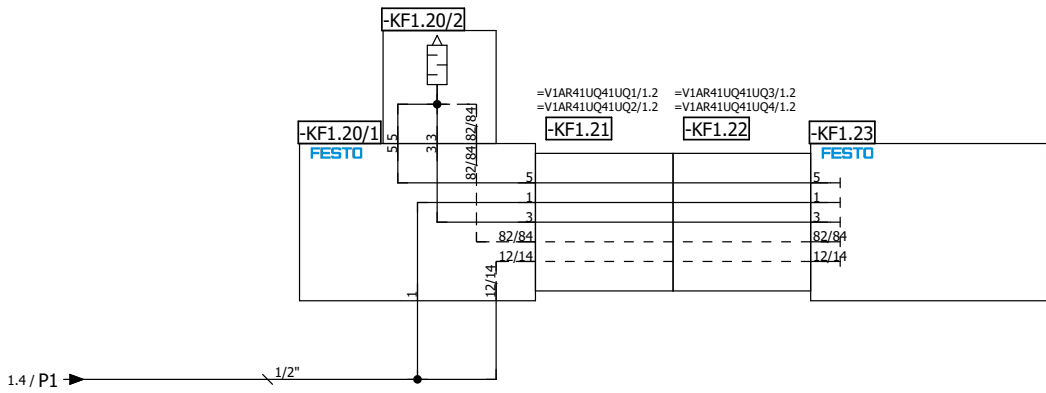
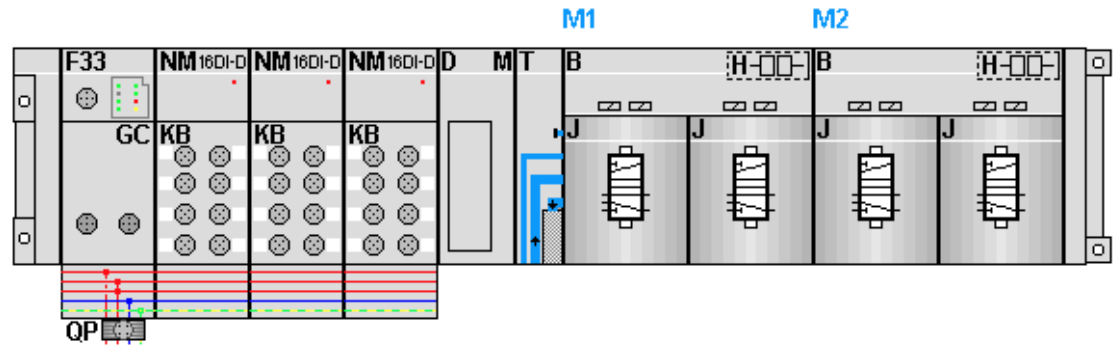
=KH0+KH0/1

			Date	11/11/2022	Volvo Trucks North America			Valiant Machine & Tool	AIR SUPPLY GRIPPER	Drawing name:		= V1AR41UQ41KF1
			Ed.	KMAFFRE	P6700 Rear Wall - Robot Cell 2V06					= 2V06&MFS-PNEU		+ V1AR41UQ41
			Appr		Replacement of	Replaced by	Scale 1:1			Document type:	Project nr:	Page
Modification	Date	Name	Original							MFS	22-16148	1
											229	




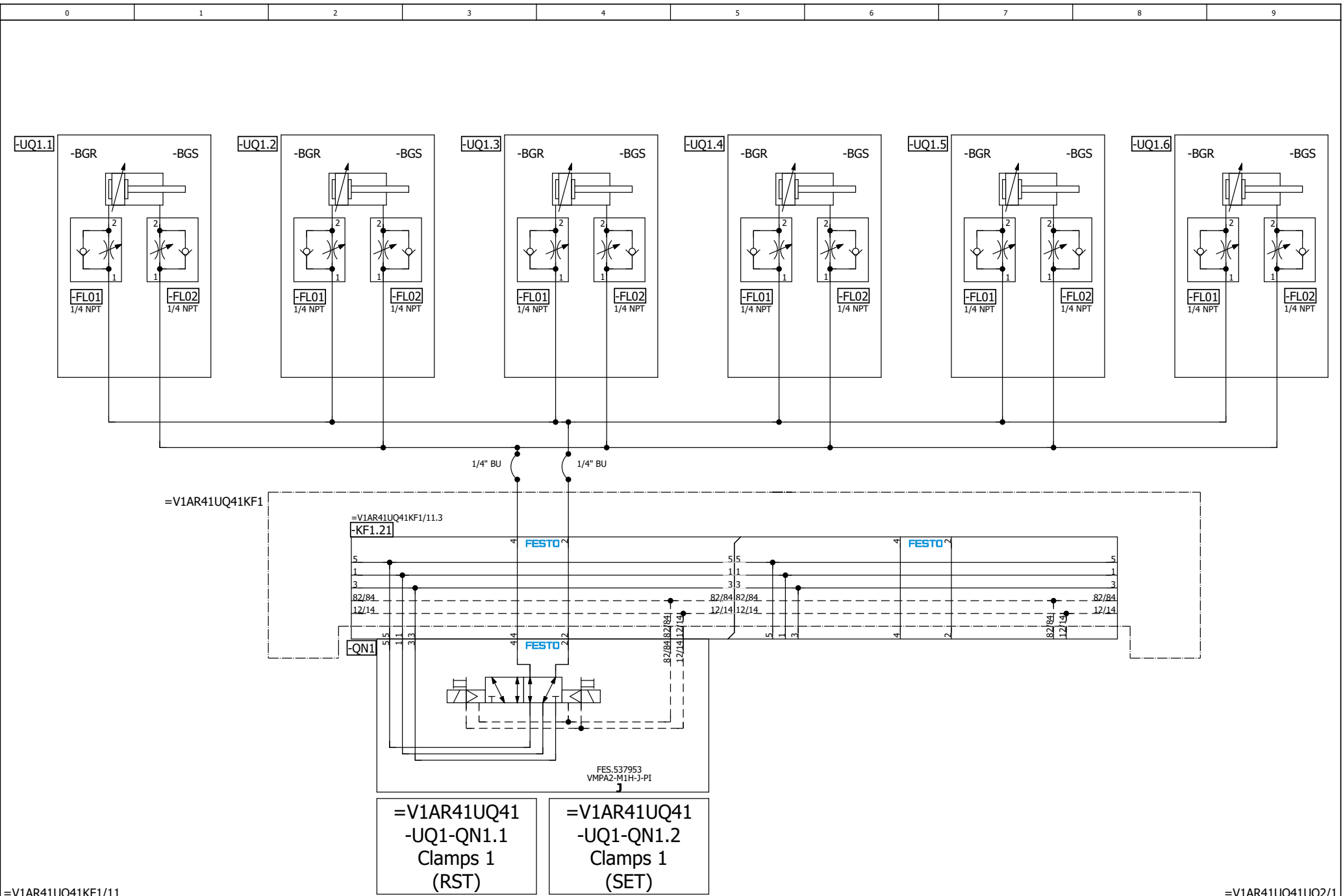
KF1.0



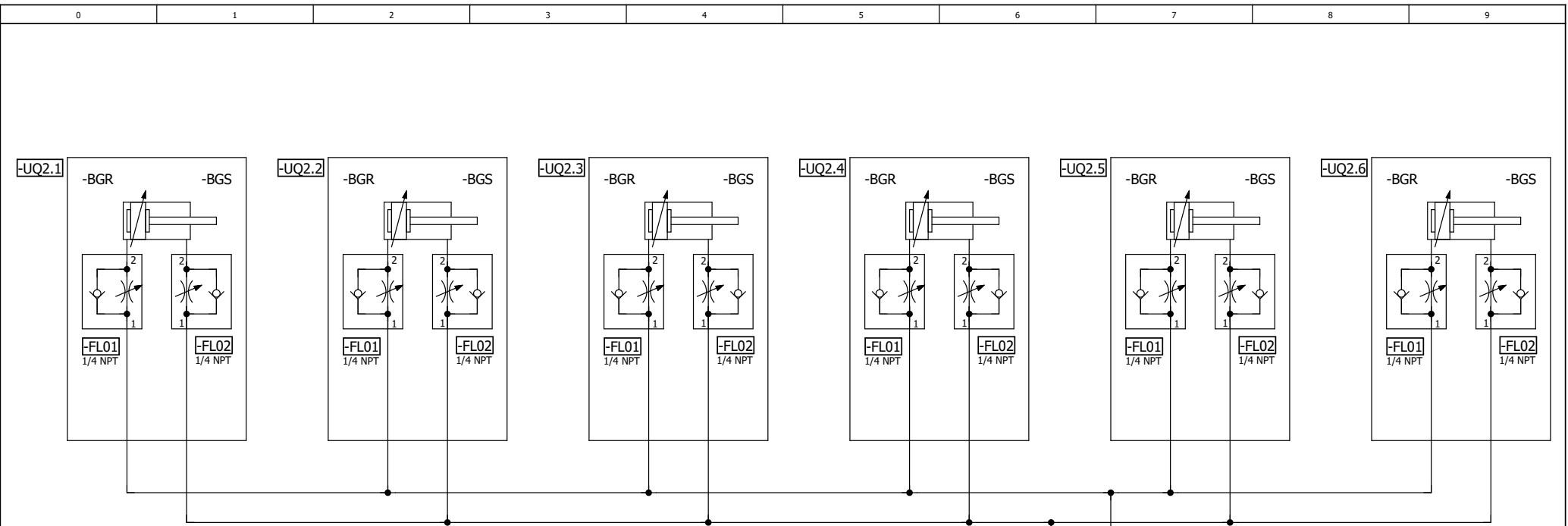


=V1AR41UQ41UQ1/1

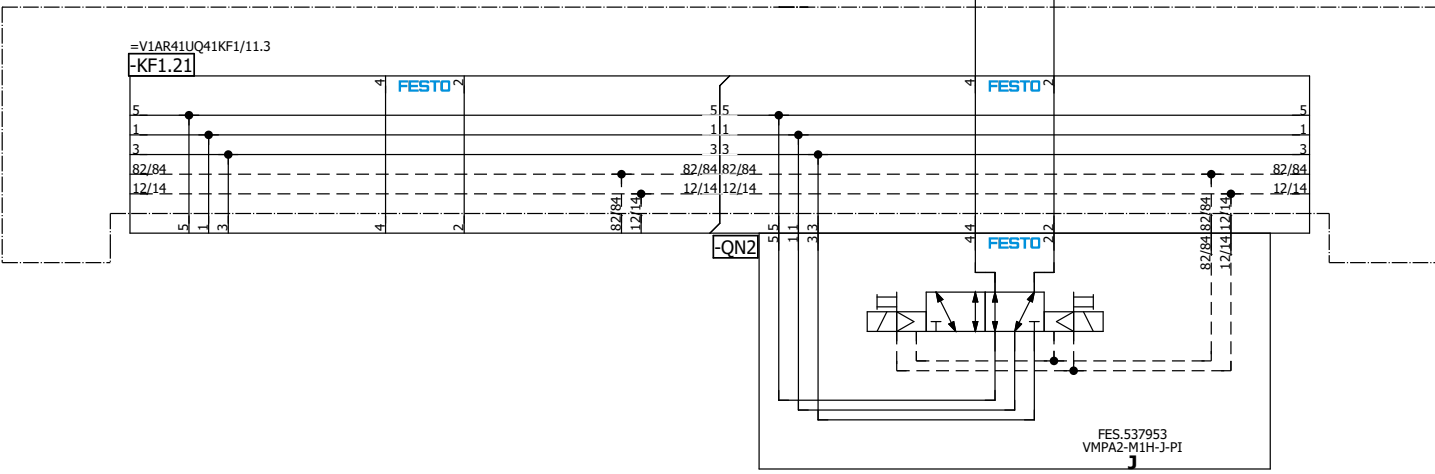
		Date	11/11/2022	Volvo Trucks North America		 Valiant Machine & Tool AIR SUPPLY	Drawing name: = 2V06&MFS-PNEU		= V1AR41UQ41KF1 + V1AR41UQ41		
		Ed.	KMAFFRE	P6700 Rear Wall - Robot Cell 2V06			Document type:	MFS	Project nr:	22-16148	Page
Modification	Date	Name	Original	Replacement of	Replaced by	Scale 1:1					229



=V1AR41UQ41KF1/11		Date	11/7/2022	Volvo Trucks North America	Valiant Machine & Tool	Clamps 1	Drawing name:	= 2V06&MFS-PNEU	= V1AR41UQ41UQ1			
		Ed.	KMAFFRE						+ V1AR41UQ41			
		Appr		P6700 Rear Wall - Robot Cell 2V06	Scale 1:1		Document type:	MFS	Project nr:	22-16148	Page	1
Modification	Date	Name	Original	Replacement of			Replaced by					



=V1AR41UQ41KF1

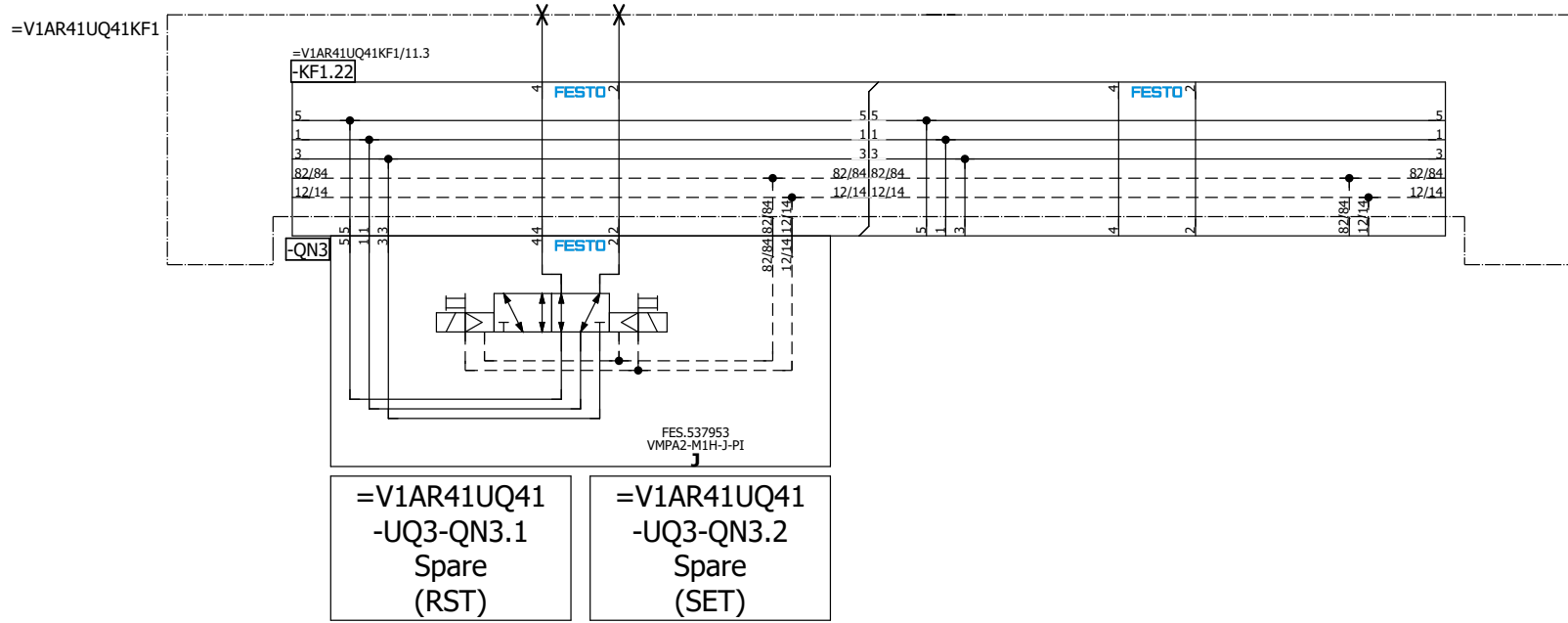


=V1AR41UQ41
-UQ2-QN2.1
Clamps 2
(RST)

=V1AR41UQ41
-UQ2-QN2.2
Clamps 2
(SET)

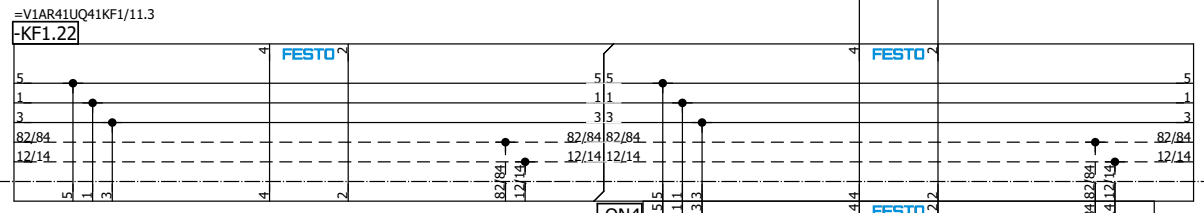
=V1AR41UQ41UQ3/1

			Date	11/7/2022	Volvo Trucks North America		Valiant Machine & Tool	Clamps 2	Drawing name:		= V1AR41UQ41UQ2
			Ed.	KMAFFRE					= 2V06&MFS-PNEU		+ V1AR41UQ41
			Appr		P6700 Rear Wall - Robot Cell 2V06		Scale 1:1	Document type:		MFS	Project nr: 22-16148
Modification	Date	Name	Original		Replacement of	Replaced by		Page		1	
										229	



=V1AR41UQ41UQ2/1			Date	9/26/2022	Volvo Trucks North America	Valiant Machine & Tool Spare	Drawing name: = 2V06&MFS-PNEU		= V1AR41UQ41UQ3 + V1AR41UQ41			
			Ed.	MKLEPADLO			Document type:	MFS	Project nr:	22-16148	Page	1
Modification	Date	Name	Original		Replacement of	Replaced by	Scale	1:1			Page	229

=V1AR41UQ41KF1




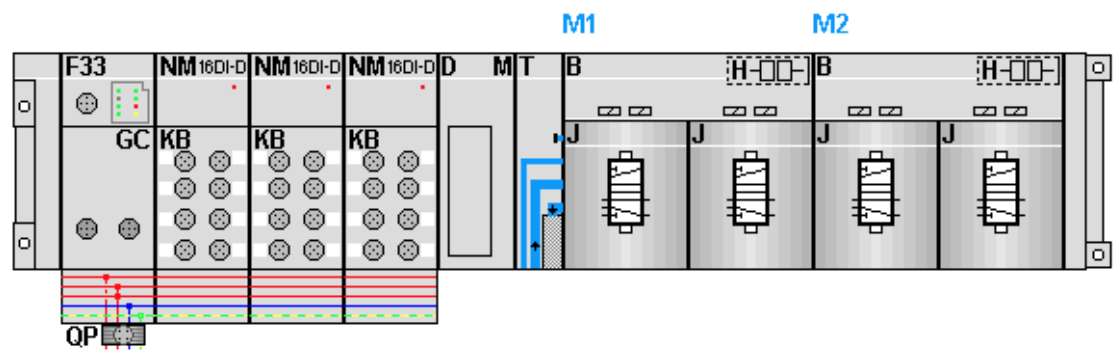
=V1AR41UQ41
-UQ4-QN4.1
Spare
(RST)

=V1AR41UQ41
-UQ4-QN4.2
Spare
(SET)

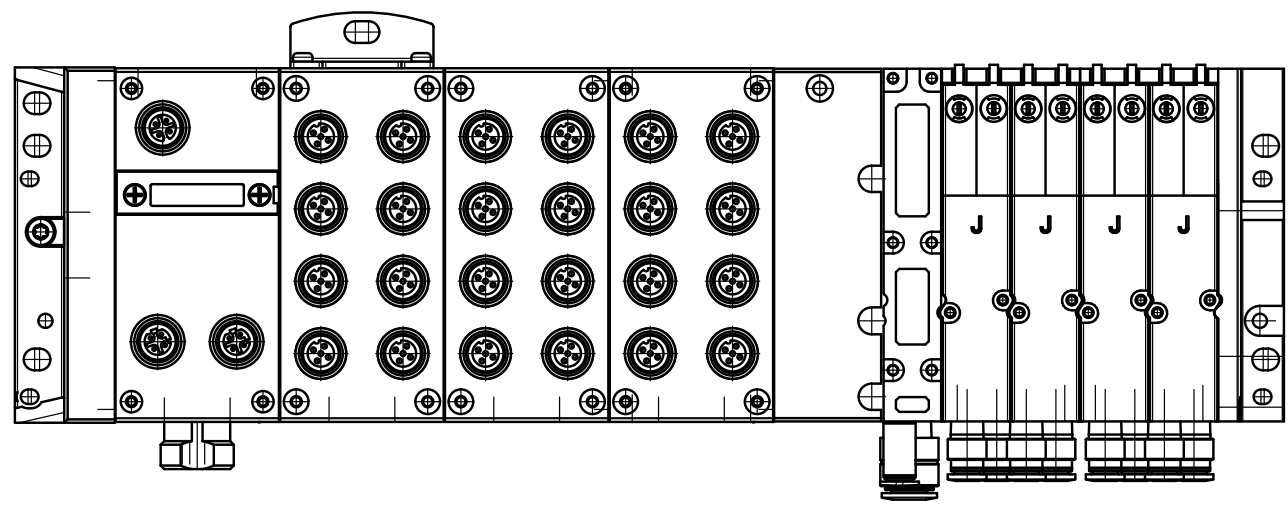
=V1AR41UQ42KF1+.AR41UQ42/1

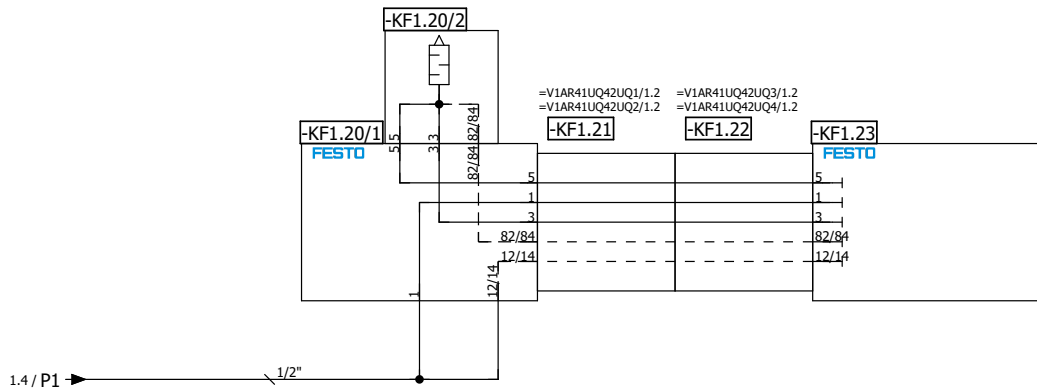
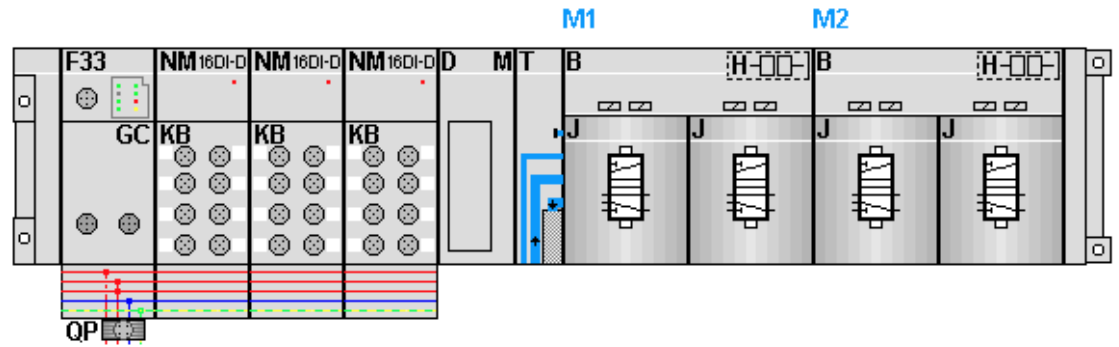
=V1AR41UQ41UQ3/1

		Date	9/26/2022	Volvo Trucks North America		 Valiant Machine & Tool Spare	Drawing name: = 2V06&MFS-PNEU		= V1AR41UQ41UQ4	
		Ed.	MKLEPADLO	P6700 Rear Wall - Robot Cell 2V06			Document type: MFS		+ V1AR41UQ41	
Modification	Date	Name	Original	Replacement of	Replaced by	Scale 1:1	Project nr: 22-16148	Page	1	
									229	




KF1.0

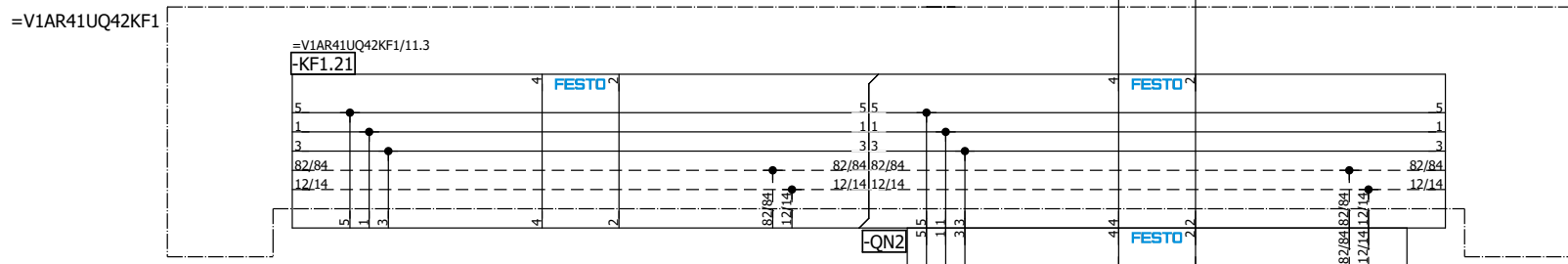
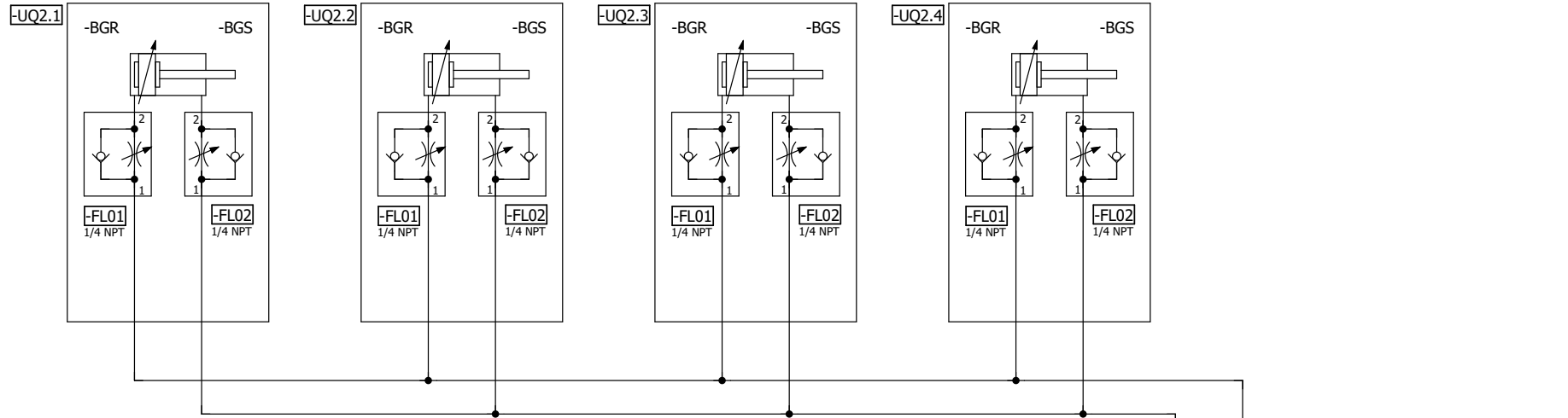




=V1AR41UQ42UQ1/1

5

		Date	11/11/2022	Volvo Trucks North America		 Valiant Machine & Tool AIR SUPPLY	Drawing name:		= 2V06&MFS-PNEU	= V1AR41UQ42KF1
		Ed.	KMAFFRE	P6700 Rear Wall - Robot Cell 2V06			Document type:		MFS	Project nr:
Modification	Date	Name	Original	Replacement of	Replaced by	Scale 1:1			Page	11
										229

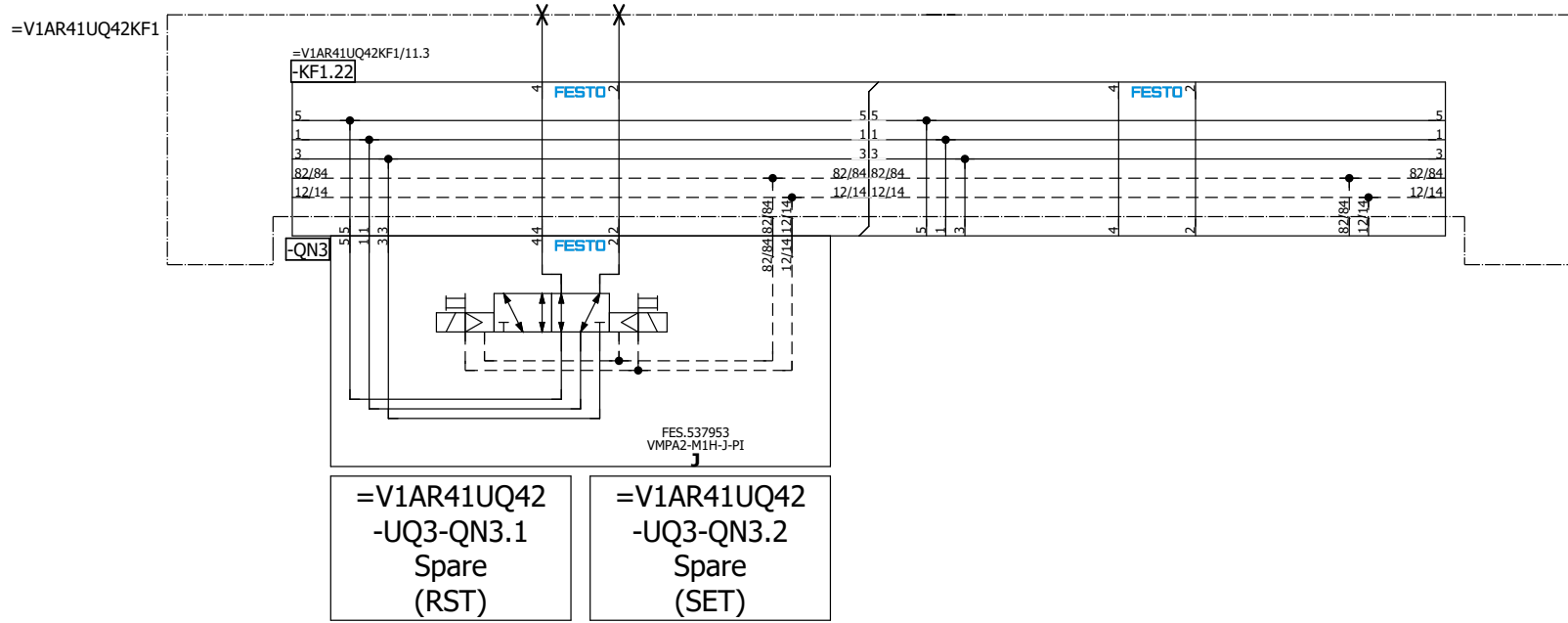


=V1AR41UQ42
-UQ2-QN2.1
Clamps 2
(RST)

=V1AR41UQ42
-UQ2-QN2.2
Clamps 2
(SET)

=V1AR41UQ42UQ3/1

=V1AR41UQ42UQ1/1			Date	11/7/2022	Volvo Trucks North America	Valiant Machine & Tool	Clamps 2	Drawing name:		= V1AR41UQ42UQ2
			Ed.	KMAFFRE				= 2V06&MFS-PNEU		+ V1AR41UQ42
			Appr		P6700 Rear Wall - Robot Cell 2V06	Scale 1:1	Document type:		MFS	Project nr: 22-16148
Modification	Date	Name	Original		Replacement of		Replaced by			
										229

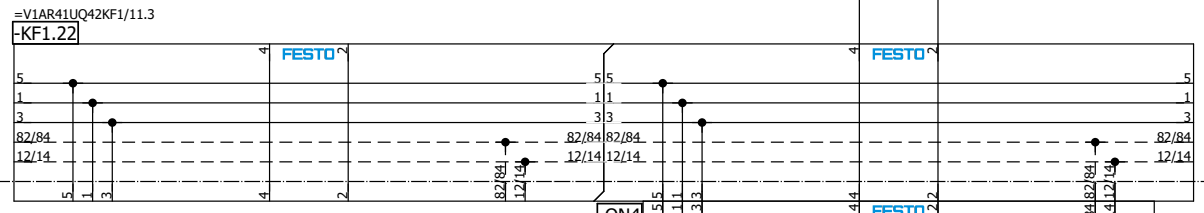


=V1AR41UQ42UQ2/1

=V1AR41UQ42UQ4/1

Date		9/26/2022		Volvo Trucks North America		Valiant Machine & Tool		Drawing name:		= V1AR41UQ42UQ3	
Ed.		MKLEPADLO				Spare		= 2V06&MFS-PNEU		+ V1AR41UQ42	
Appr				P6700 Rear Wall - Robot Cell 2V06		Scale 1:1		Document type:		Project nr:	
Modification		Date		Name		Replacement of		MFS		22-16148	
		Original		Replaced by						Page 1	
										229	

=V1AR41UQ42KF1




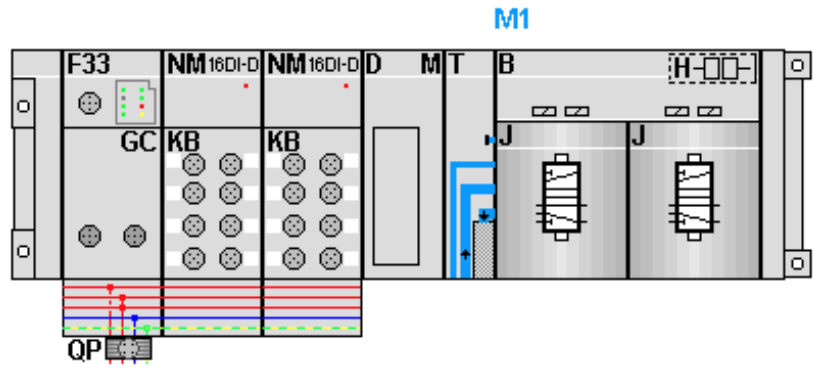
=V1AR41UQ42
-UQ4-QN4.1
Spare
(RST)

=V1AR41UQ42
-UQ4-QN4.2
Spare
(SET)

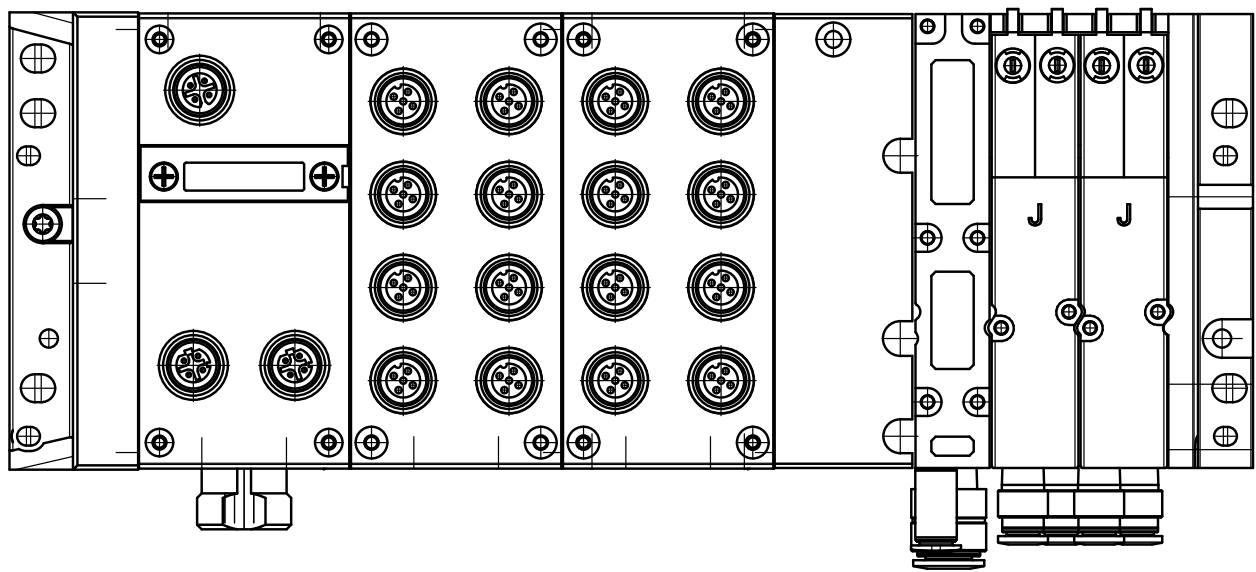
=V1AR42UQ41KF1+.AR42UQ41/1


=V1AR41UQ42UQ3/1

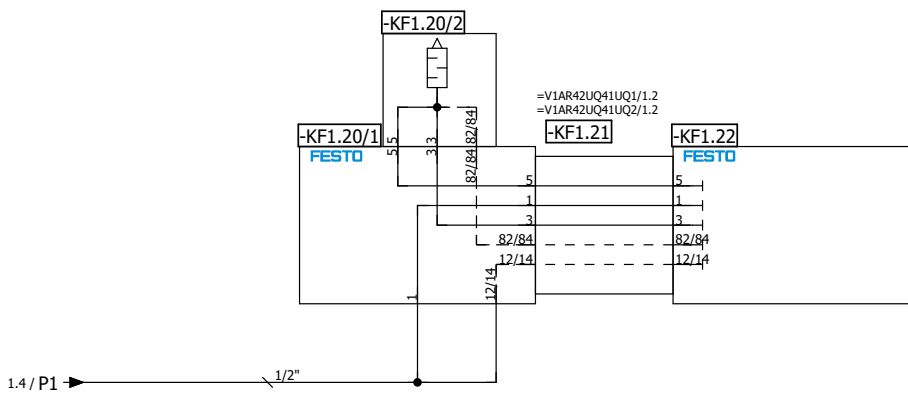
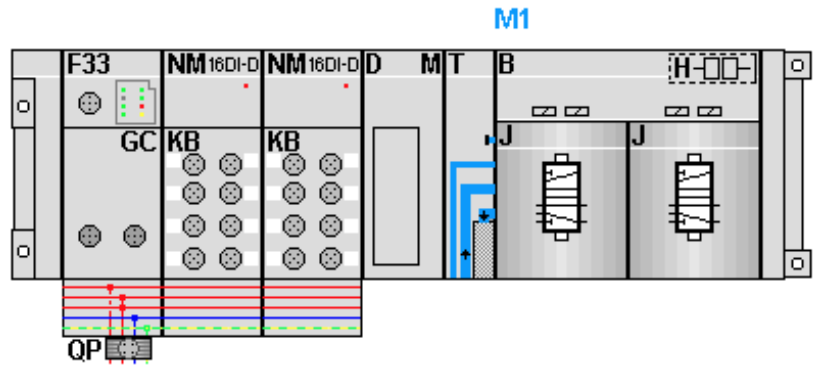
		Date	9/26/2022	Volvo Trucks North America		 Valiant Machine & Tool Spare	Drawing name: = 2V06&MFS-PNEU		= V1AR41UQ42UQ4	
		Ed.	MKLEPADLO	P6700 Rear Wall - Robot Cell 2V06			Document type: MFS		+ V1AR41UQ42	
Modification	Date	Name	Original	Replacement of	Replaced by	Scale 1:1	Project nr: 22-16148	Page 1		229



KF1.0



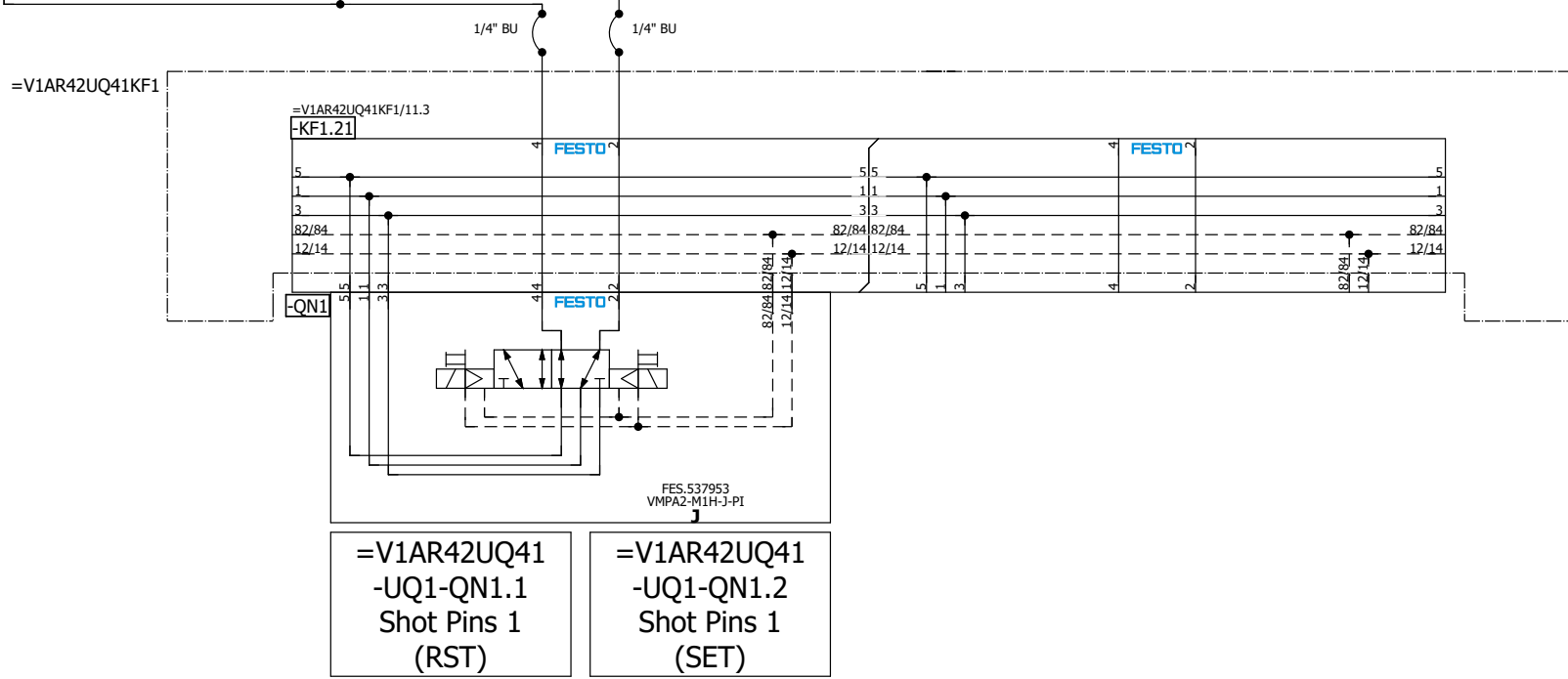
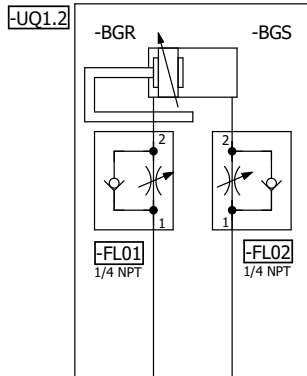
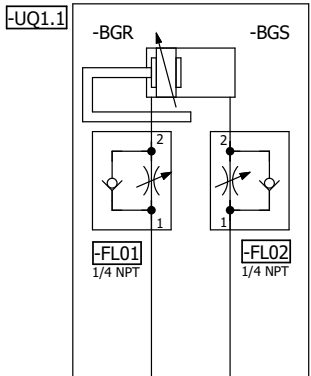
		Date	9/26/2022	Volvo Trucks North America		 Valiant Machine & Tool AIR SUPPLY CONFIGURATION	Drawing name: = 2V06&MFS-PNEU		= V1AR42UQ41KF1	
		Ed.	MKLEPADLO	P6700 Rear Wall - Robot Cell 2V06			Document type: MFS		Project nr: 22-16148	
Modification	Date	Name	Original	Replacement of	Replaced by	Scale 1:1			229	



		Date	11/11/2022	Volvo Trucks North America	Valiant Machine & Tool	AIR SUPPLY	Drawing name:		= V1AR42UQ41KF1
		Ed.	KMAFFRE				= 2V06&MFS-PNEU		+ V1AR42UQ41
		Appr		P6700 Rear Wall - Robot Cell 2V06	Scale 1:1		Document type:	Project nr:	Page 11
Modification	Date	Name	Original	Replacement of			Replaced by	MFS	22-16148

5

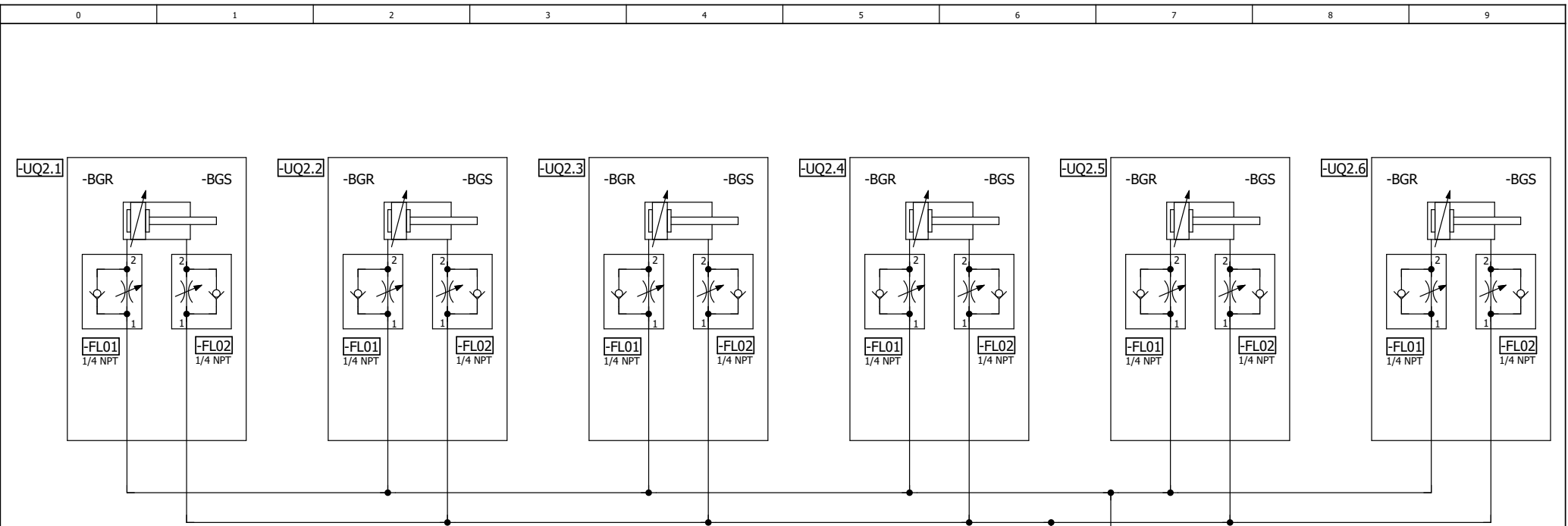
=V1AR42UQ41UQ1/1



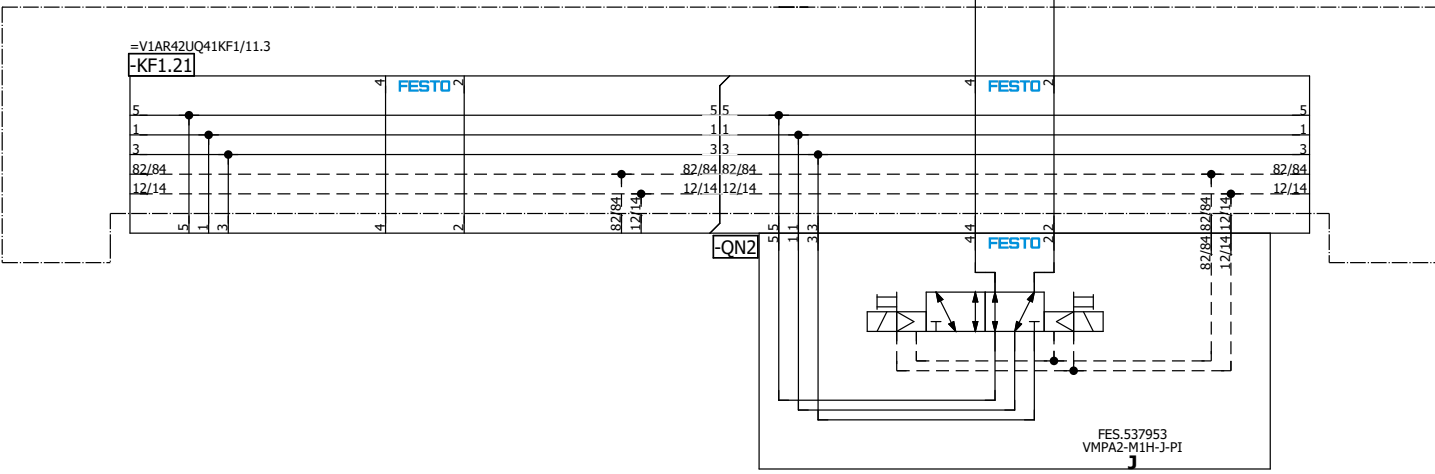
=V1AR42UQ41KF1/11

=V1AR42UQ41UQ2/1

Date	11/7/2022	Volvo Trucks North America	Valiant Machine & Tool	Shot Pins 1	Drawing name:	= 2V06&MFS-PNEU	= V1AR42UQ41UQ1
Ed.	KMAFFRE				Document type:	MFS	+ V1AR42UQ41
Appr		P6700 Rear Wall - Robot Cell 2V06	Scale 1:1		Project nr:	22-16148	Page 1
Modification	Date	Name	Original	Replacement of	Replaced by		229



=V1AR42UQ41KF1

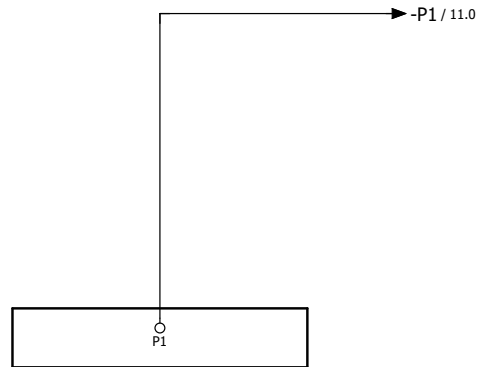


=V1AR42UQ41
-UQ2-QN2.1
Clamps 2
(RST)


=V1AR42UQ41
-UQ2-QN2.2
Clamps 2
(SET)

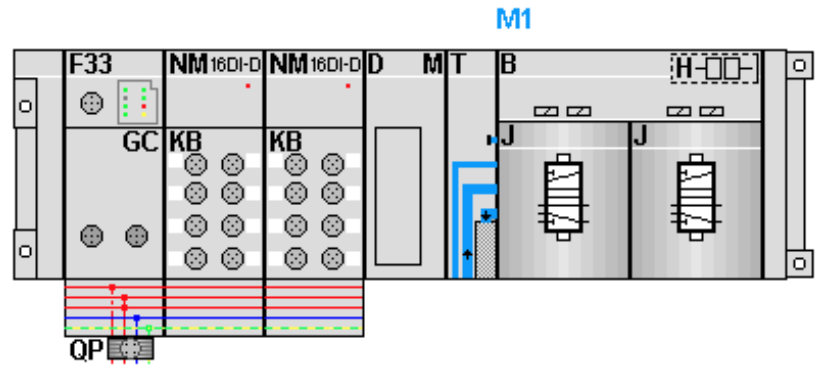
=V1AR42UQ42KF1+.AR42UQ42/1

			Date	11/7/2022	Volvo Trucks North America	Valiant Machine & Tool	Clamps 2	Drawing name:		= V1AR42UQ41UQ2				
			Ed.	KMAFFRE				= 2V06&MFS-PNEU		+ V1AR42UQ41				
			Appr		P6700 Rear Wall - Robot Cell 2V06	Scale 1:1	Document type:		MFS	Project nr:		22-16148	Page	1
Modification	Date	Name	Original		Replacement of		Replaced by	FES537953 VMPA2-M1H-J-PI					229	

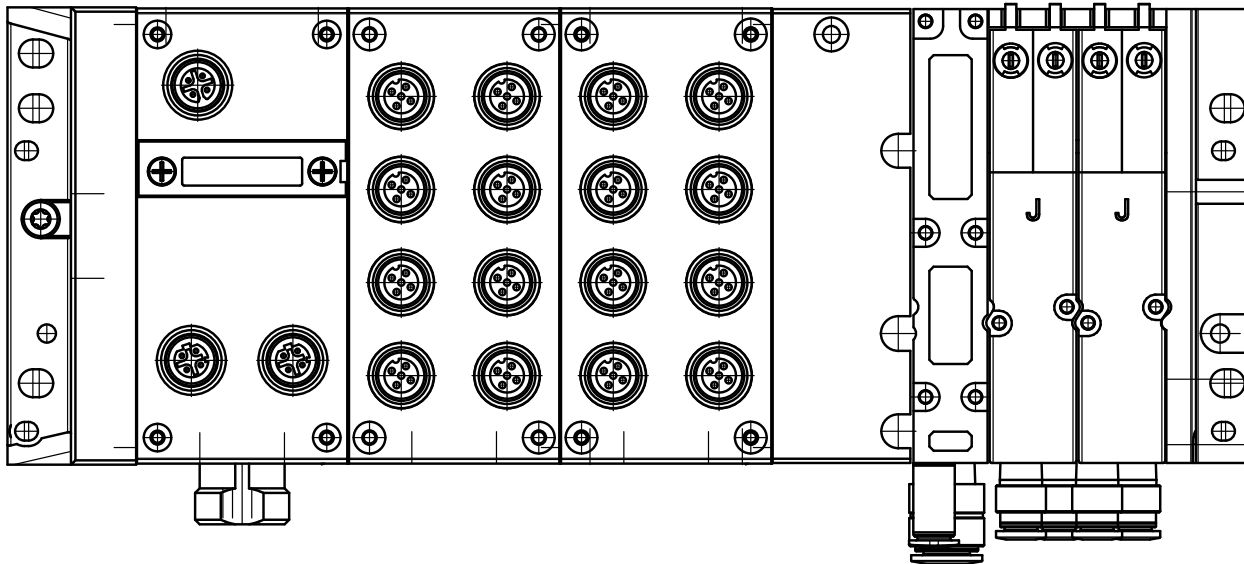


=V1AR42UQ41UQ2+.AR42UQ41/1

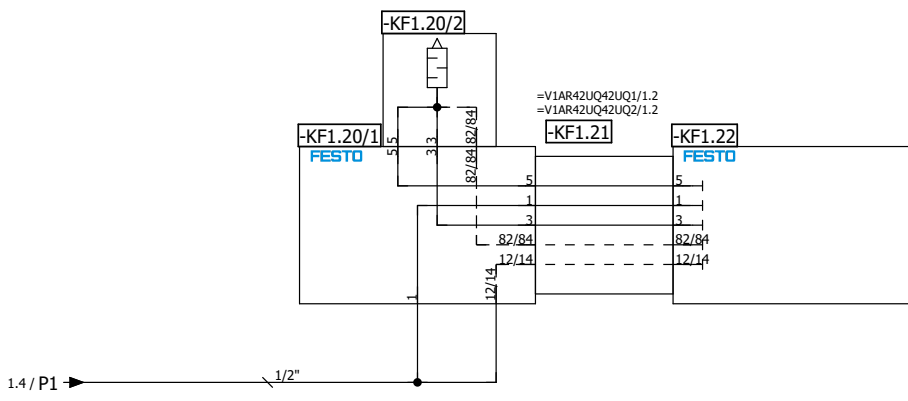
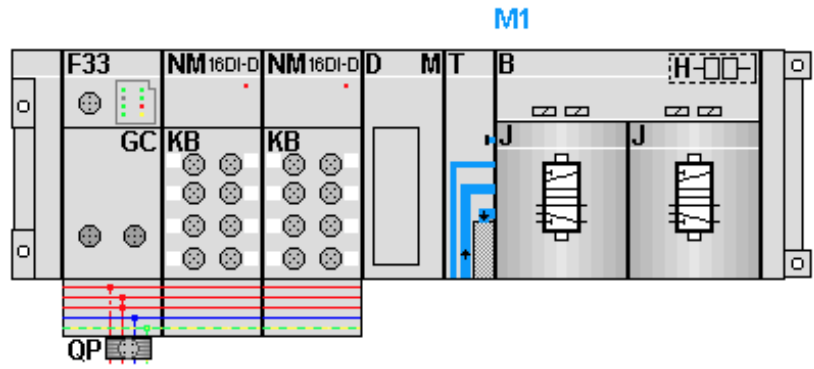
			Date	11/11/2022	Volvo Trucks North America		Valiant Machine & Tool	AIR SUPPLY GRIPPER	Drawing name:		= V1AR42UQ42KF1	
			Ed.	KMAFFRE						= 2V06&MFS-PNEU		+ V1AR42UQ42
			Appr		P6700 Rear Wall - Robot Cell 2V06				Document type:	Project nr:	Page	1
Modification	Date	Name	Original		Replacement of	Replaced by	Scale 1:1		MFS	22-16148		229



KF1.0



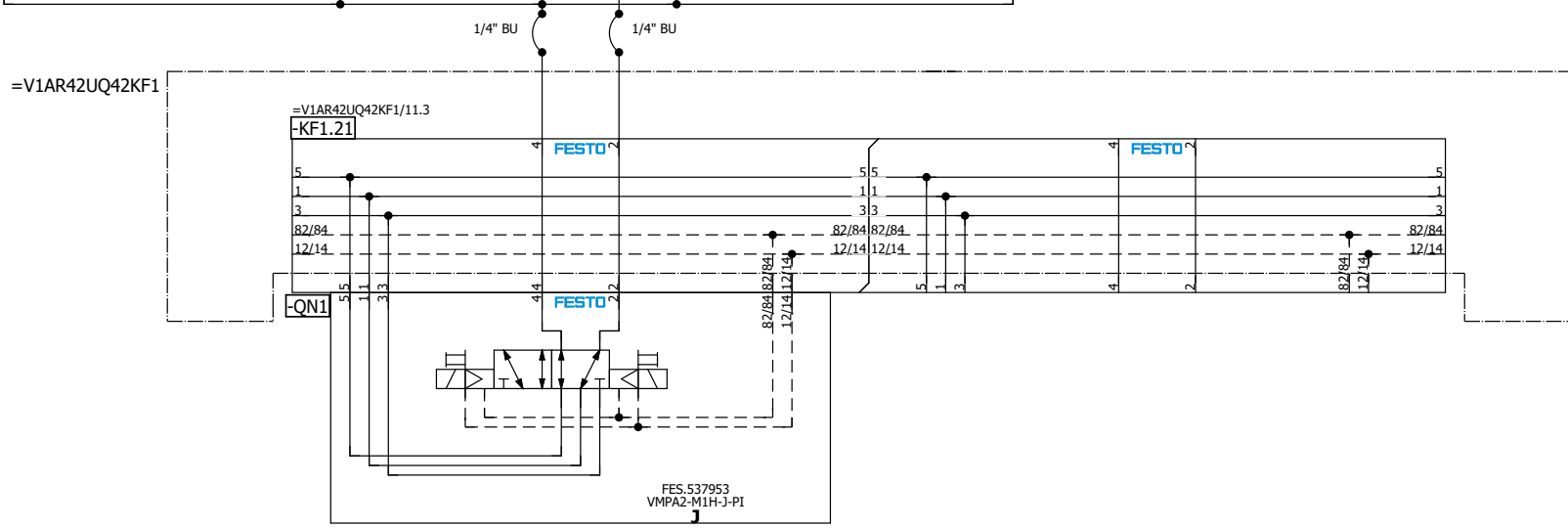
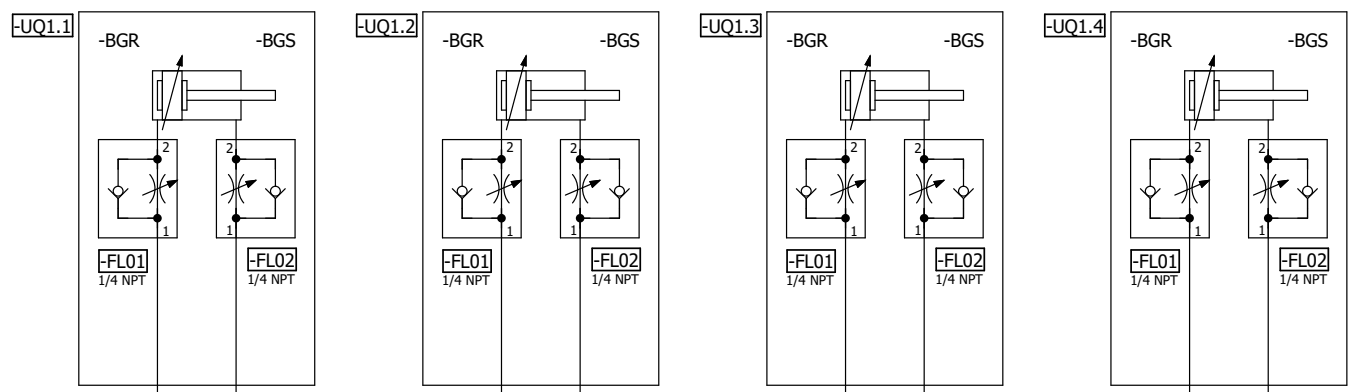
		Date	9/26/2022	Volvo Trucks North America		Valiant Machine & Tool Scale 1:1	Drawing name: = 2V06&MFS-PNEU		= V1AR42UQ42KF1 + V1AR42UQ42	
		Ed.	MKLEPADLO	P6700 Rear Wall - Robot Cell 2V06			Document type: MFS		Project nr: 22-16148	
Modification	Date	Name	Original	Replacement of	Replaced by					229



M1

=V1AR42UQ42UQ1/1

		Date	11/11/2022	Volvo Trucks North America		Valiant Machine & Tool	AIR SUPPLY		Drawing name:		= V1AR42UQ42KF1
		Ed.	KMAFFRE						Document type:		= 2V06&MFS-PNEU
		Appr		P6700 Rear Wall - Robot Cell 2V06		Scale 1:1			Project nr:		22-16148
Modification	Date	Name	Original	Replacement of	Replaced by				MFS		Page
											229



=V1AR42UQ42
-UQ1-QN1.1
Clamps 1
(RST)

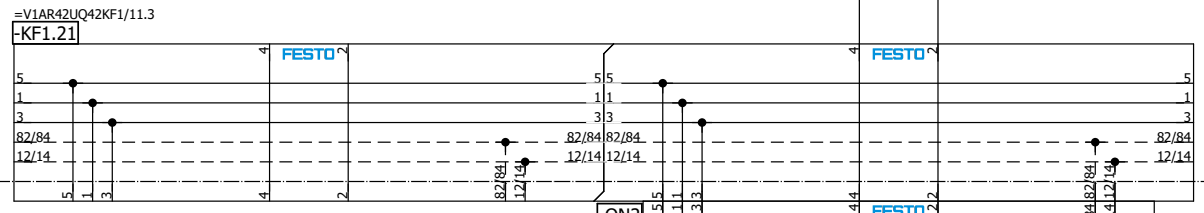
=V1AR42UQ42
-UQ1-QN1.2
Clamps 1
(SET)

=V1AR42UQ42KF1/11

=V1AR42UQ42UQ2/1

Date		11/7/2022	Volvo Trucks North America		Valiant Machine & Tool	Clamps 1		Drawing name: = 2V06&MFS-PNEU		= V1AR42UQ42UQ1 + V1AR42UQ42	
Ed.		KMAFFRE	P6700 Rear Wall - Robot Cell 2V06			Scale 1:1			Document type: MFS		Project nr: 22-16148
Modification	Date	Name	Original	Replacement of	Replaced by						Page
											229

=V1AR42UQ42KF1




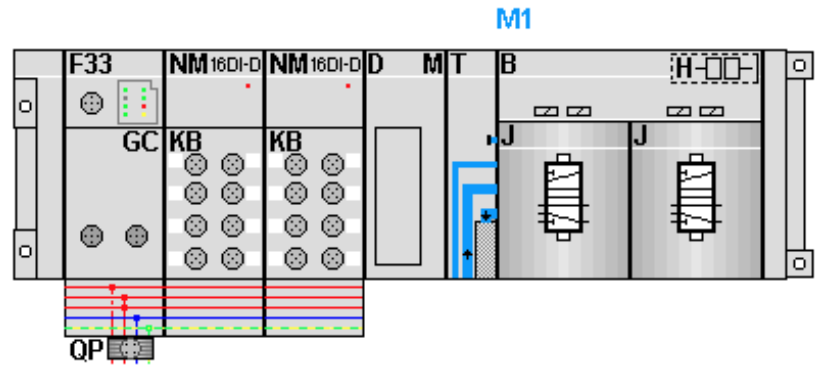
=V1AR42UQ42
-UQ2-QN2.1
Spare
(RST)

=V1AR42UQ42
-UQ2-QN2.2
Spare
(SET)

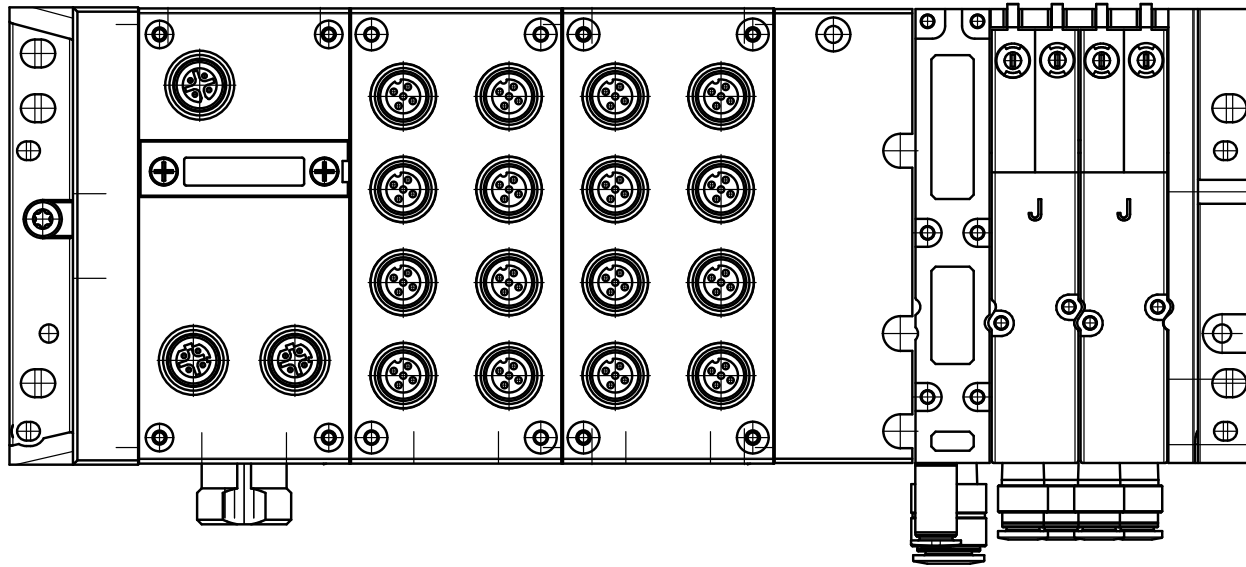
=V1AR43UQ41KF1+.AR43UQ41/1


=V1AR42UQ42UQ1/1

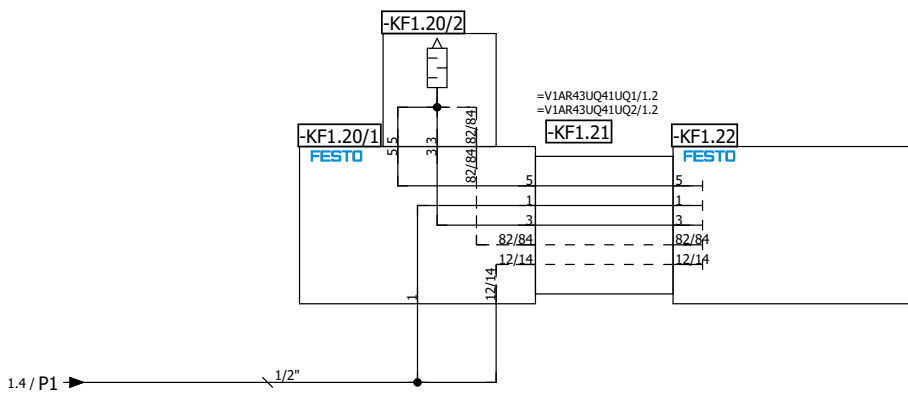
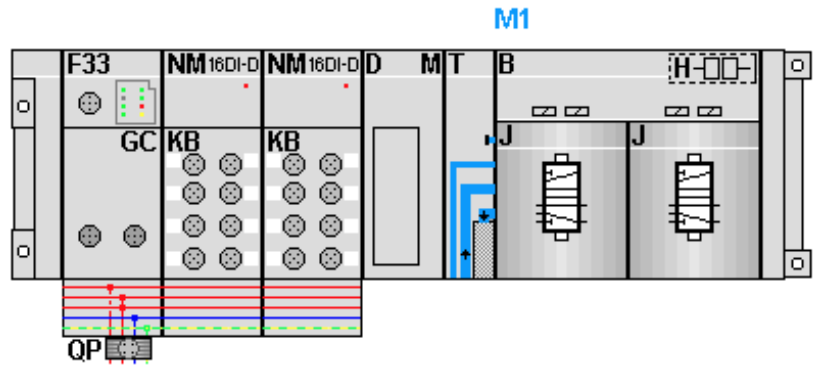
		Date	9/26/2022	Volvo Trucks North America		 Valiant Machine & Tool Spare	Drawing name: = 2V06&MFS-PNEU		= V1AR42UQ42UQ2 + V1AR42UQ42	
		Ed.	MKLEPADLO	P6700 Rear Wall - Robot Cell 2V06			Document type: MFS	Project nr: 22-16148		Page
Modification	Date	Name	Original	Replacement of	Replaced by	Scale 1:1			229	



KF1.0



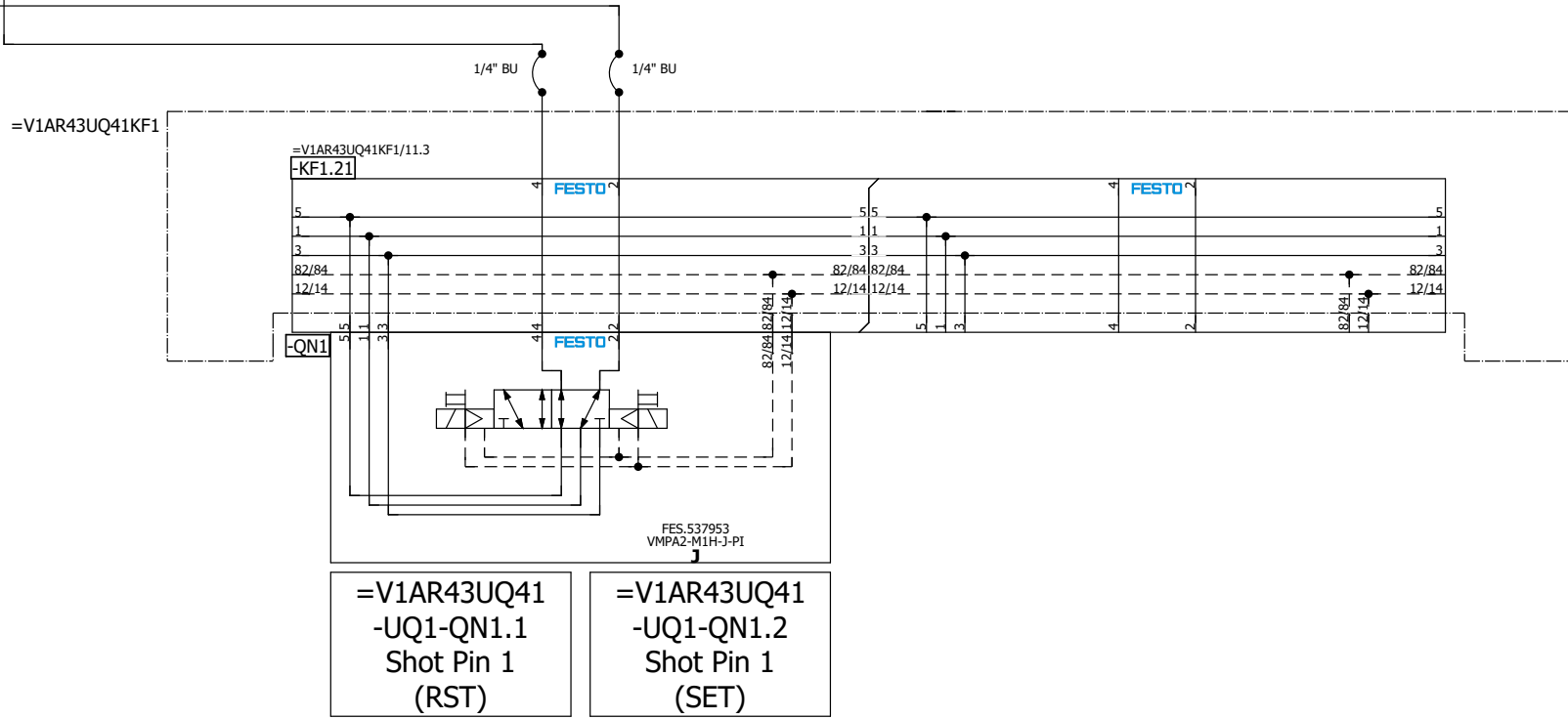
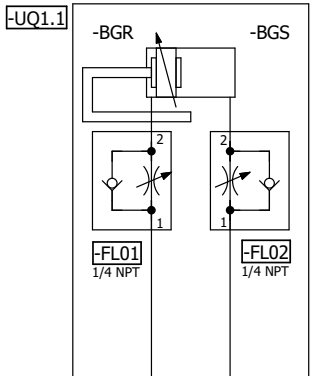
		Date	9/26/2022	Volvo Trucks North America		 Valiant Machine & Tool Scale 1:1	Drawing name: = 2V06&MFS-PNEU		= V1AR43UQ41KF1 + V1AR43UQ41	
		Ed.	MKLEPADLO	P6700 Rear Wall - Robot Cell 2V06			Document type: MFS		Project nr: 22-16148	
Modification	Date	Name	Original	Replacement of	Replaced by					229



5

=V1AR43UQ41UQ1/1

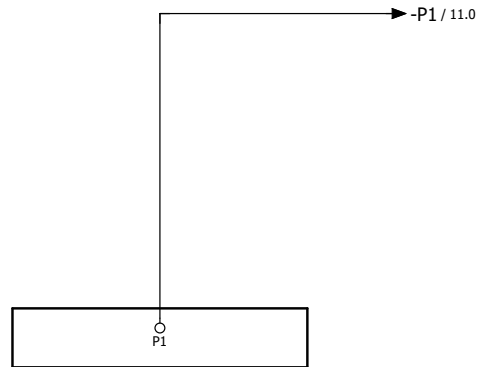
		Date	11/11/2022	Volvo Trucks North America		Valiant Machine & Tool	AIR SUPPLY		Drawing name: = 2V06&MFS-PNEU		= V1AR43UQ41KF1 + V1AR43UQ41	
		Ed.	KMAFFRE	P6700 Rear Wall - Robot Cell 2V06			Scale 1:1			Document type: MFS		Project nr: 22-16148
Modification	Date	Name	Original	Replacement of	Replaced by					Page	11 229	




=V1AR43UQ41KF1/11

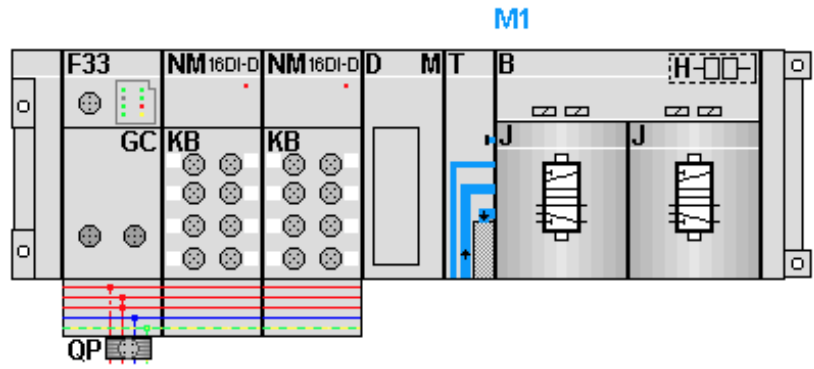
=V1AR43UQ41UQ2/1

Date	11/7/2022	Volvo Trucks North America	Valiant Machine & Tool	Shot Pin 1	Drawing name:	= 2V06&MFS-PNEU	= V1AR43UQ41UQ1
Ed.	KMAFFRE				Document type:	MFS	+ V1AR43UQ41
Appr		P6700 Rear Wall - Robot Cell 2V06	Scale 1:1		Project nr:	22-16148	Page 1
Modification	Date	Name	Original	Replacement of	Replaced by		229

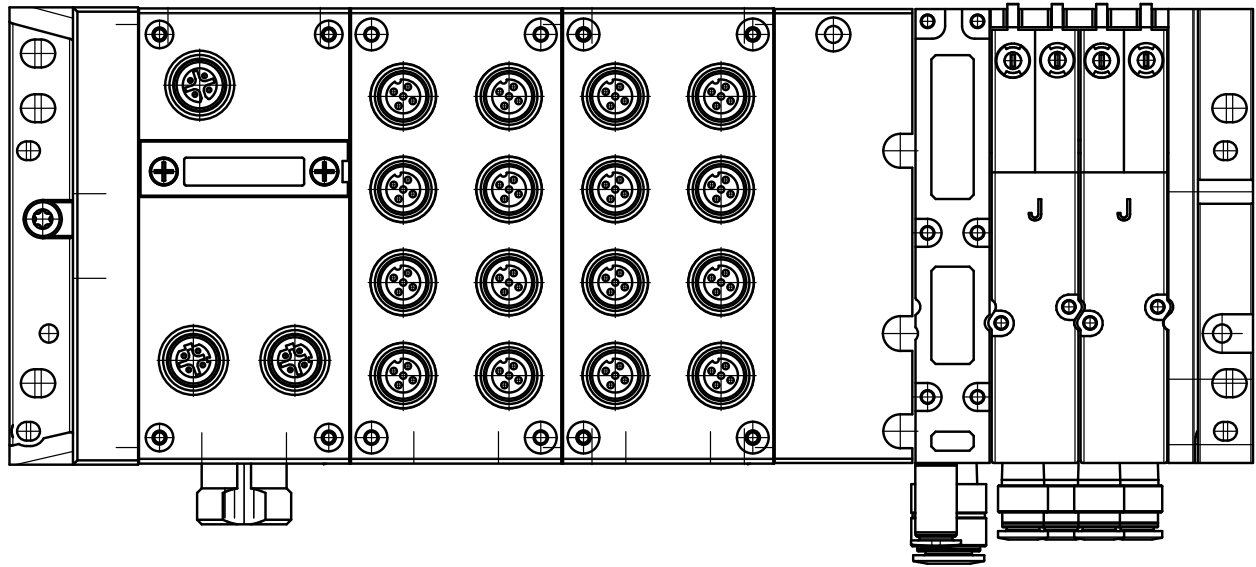



=V1AR43UQ41UQ2+.AR43UQ41/1

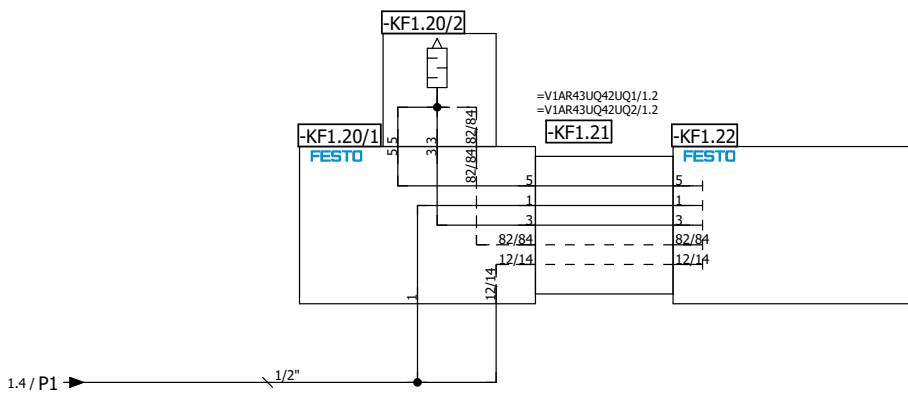
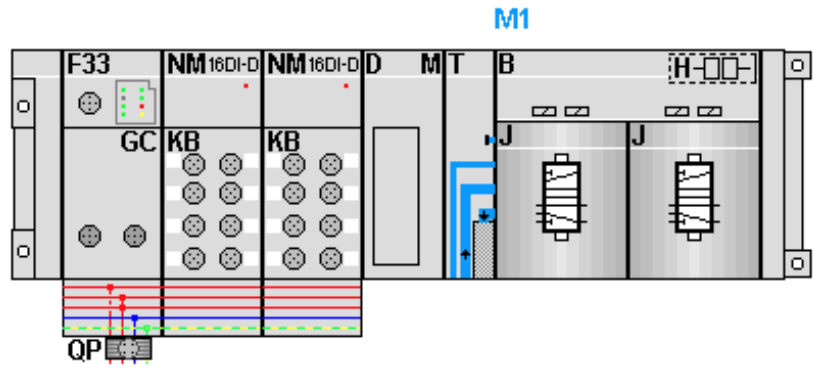
			Date	11/11/2022	Volvo Trucks North America		Valiant Machine & Tool	AIR SUPPLY GRIPPER	Drawing name:		= V1AR43UQ42KF1	
			Ed.	KMAFFRE						= 2V06&MFS-PNEU		+ V1AR43UQ42
			Appr		P6700 Rear Wall - Robot Cell 2V06				Document type:	Project nr:	Page	1
Modification	Date	Name	Original		Replacement of	Replaced by	Scale 1:1		MFS	22-16148		229



KF1.0

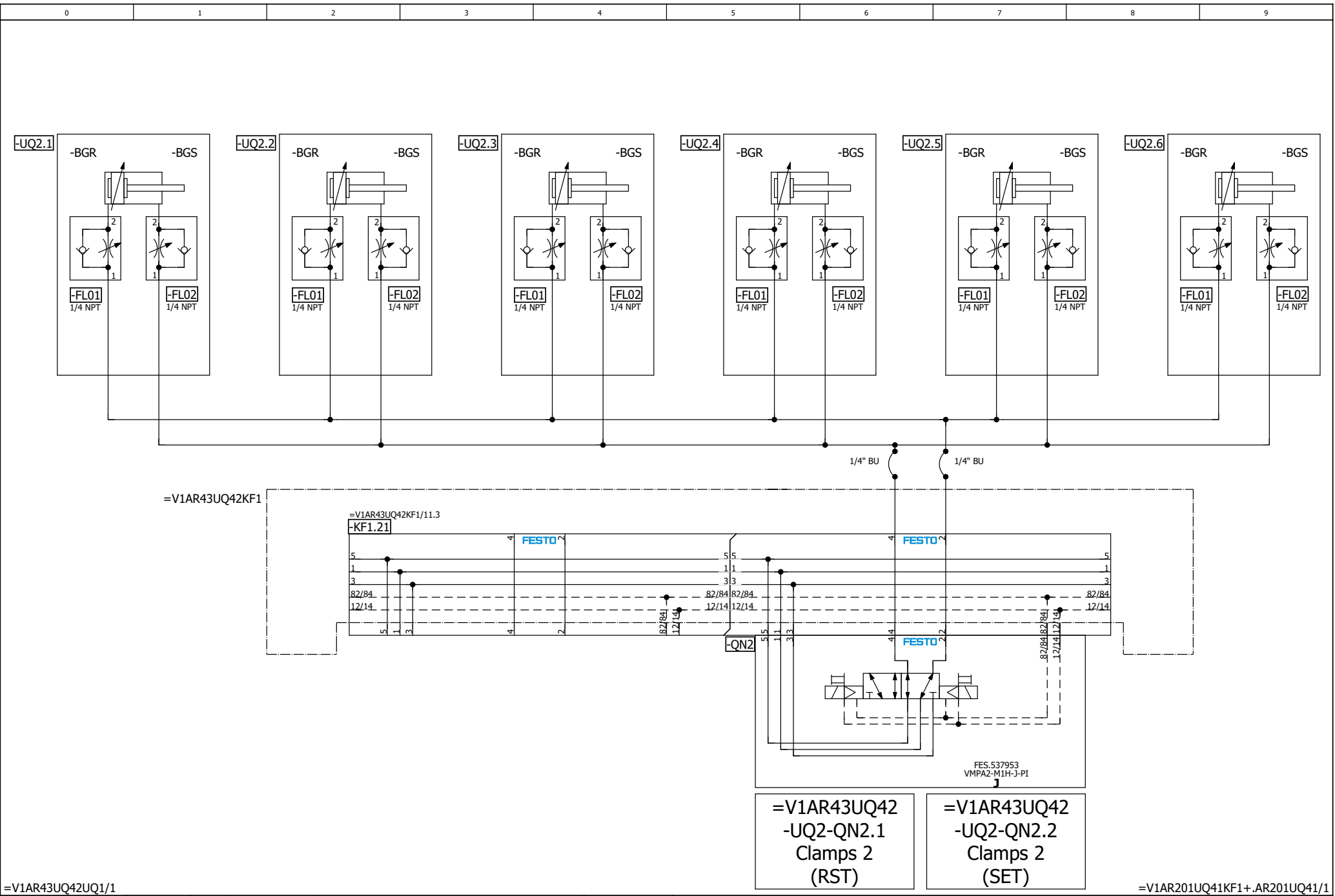


		Date	9/26/2022	Volvo Trucks North America		 Valiant Machine & Tool AIR SUPPLY CONFIGURATION	Drawing name: = 2V06&MFS-PNEU		= V1AR43UQ42KF1		
		Ed.	MKLEPADLO	P6700 Rear Wall - Robot Cell 2V06			Document type: MFS		Project nr: 22-16148		Page 5
Modification	Date	Name	Original	Replacement of	Replaced by	Scale 1:1			+ V1AR43UQ42		Page 229



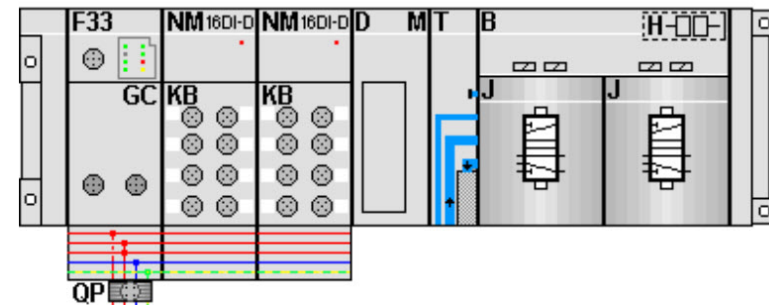
=V1AR43UQ42UQ1/1

		Date	11/11/2022	Volvo Trucks North America		Valiant Machine & Tool	AIR SUPPLY		Drawing name: = 2V06&MFS-PNEU		= V1AR43UQ42KF1 + V1AR43UQ42	
		Ed.	KMAFFRE	P6700 Rear Wall - Robot Cell 2V06					Document type: MFS		Project nr: 22-16148	
Modification	Date	Name	Original	Replacement of	Replaced by	Scale 1:1					229	

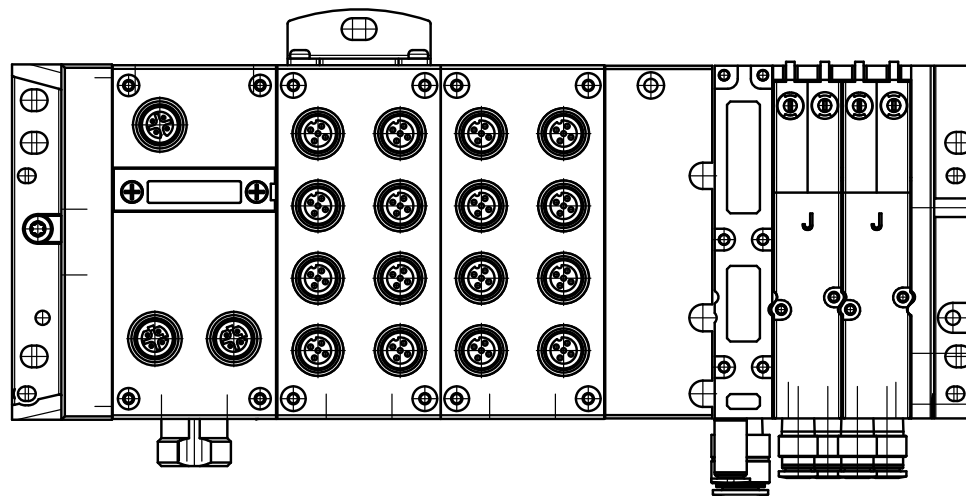



=V1AR43UQ42UQ1/1			Date	11/7/2022	Volvo Trucks North America	Valiant Machine & Tool	Clamps 2	Drawing name:	=V1AR43UQ42UQ2	
			Ed.	KMAFFRE					=2V06&MFS-PNEU	+ V1AR43UQ42
			Appr		P6700 Rear Wall - Robot Cell 2V06	Scale 1:1		Document type:	MFS	
Modification	Date	Name	Original		Replacement of		Replaced by		Project nr:	22-16148
									Page	1
										229

M1

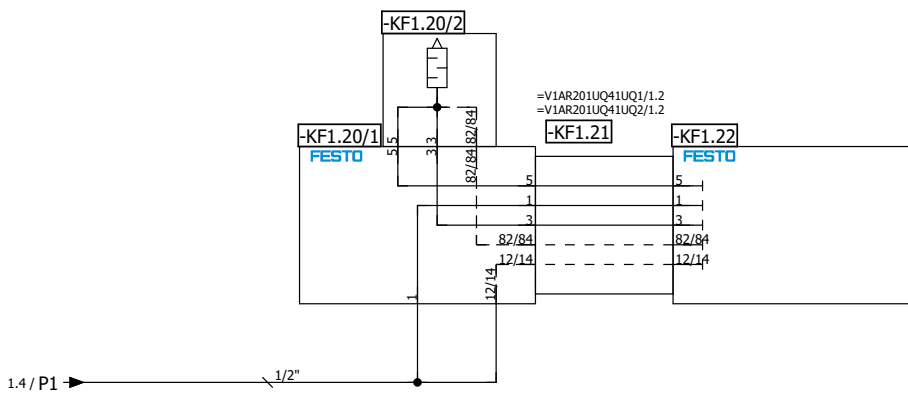
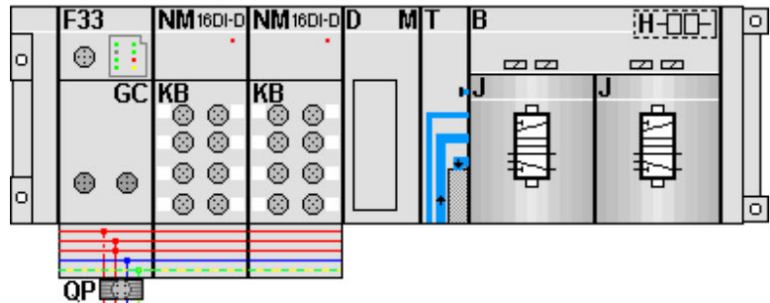


KF1.0




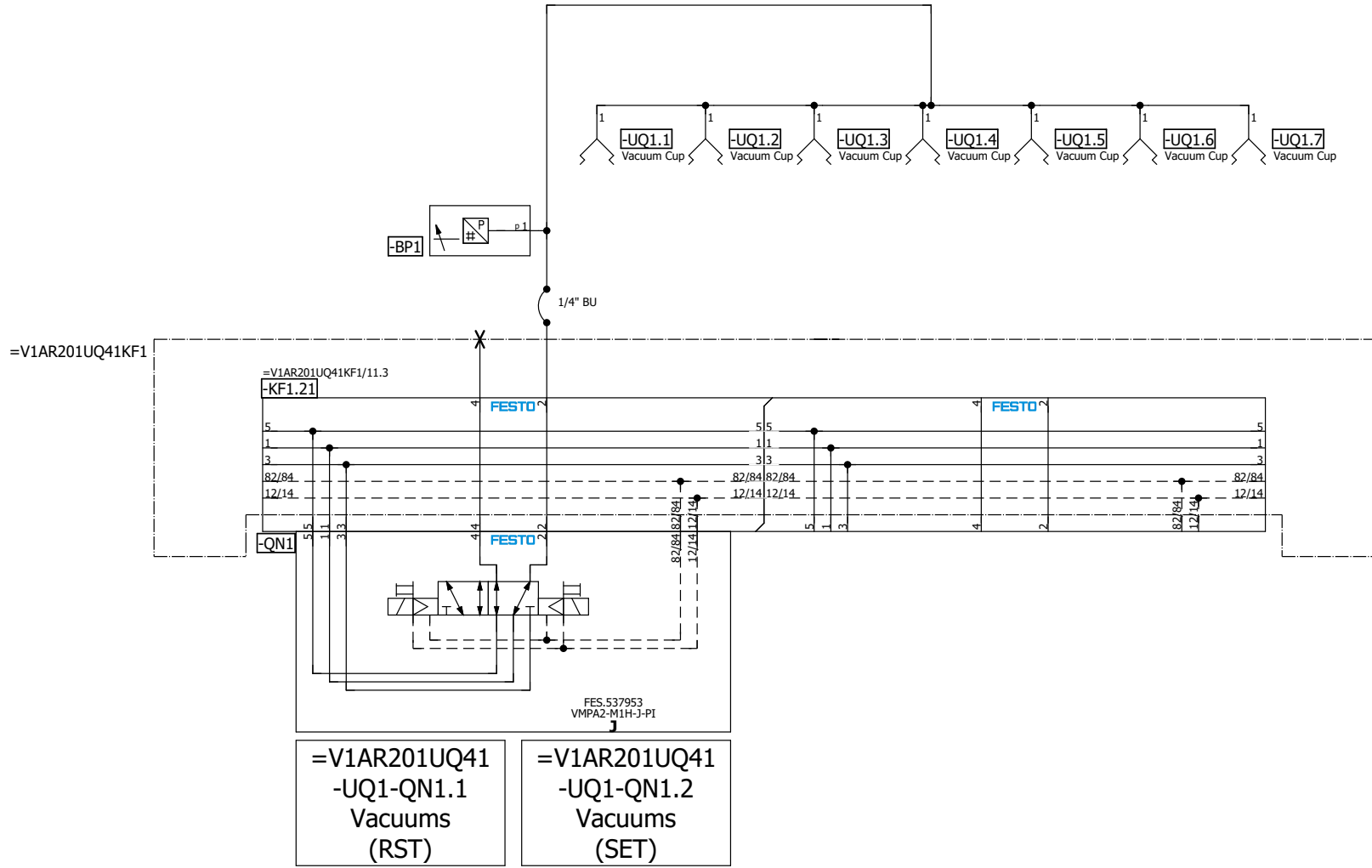
		Date	9/26/2022	Volvo Trucks North America		 Valiant Machine & Tool	AIR SUPPLY CONFIGURATION		Drawing name: = 2V06&MFS-PNEU		= V1AR201UQ41KF1	
		Ed.	MKLEPADLO	P6700 Rear Wall - Robot Cell 2V06			Scale 1:1		Document type: MFS		Project nr: 22-16148	
Modification	Date	Name	Original	Replacement of	Replaced by							229

M1



=V1AR201UQ41UQ1/1

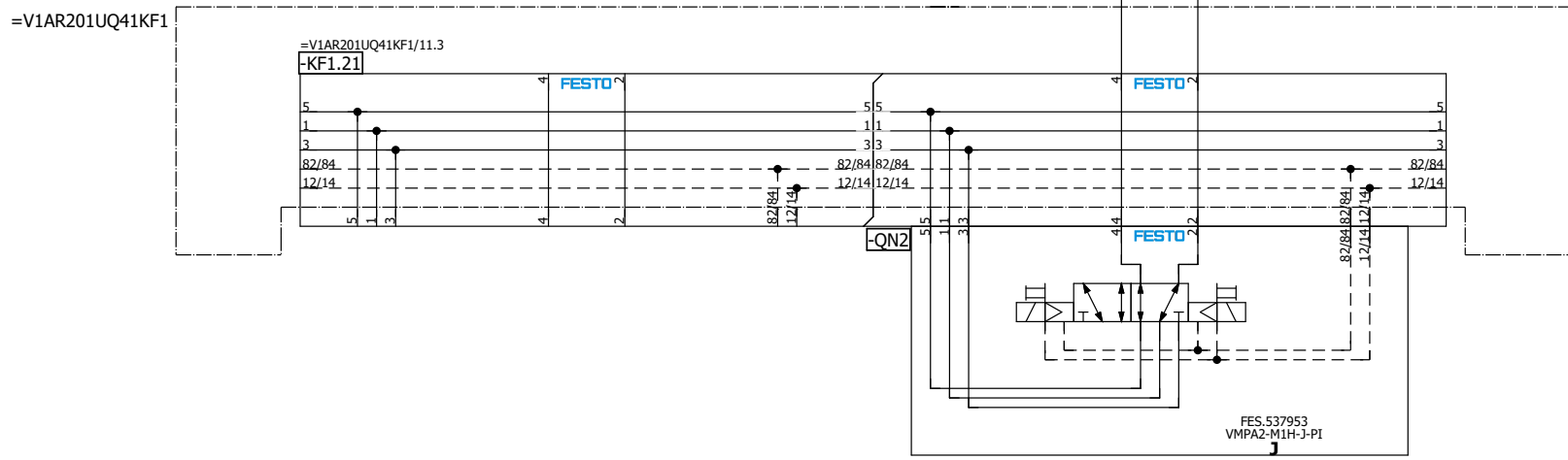
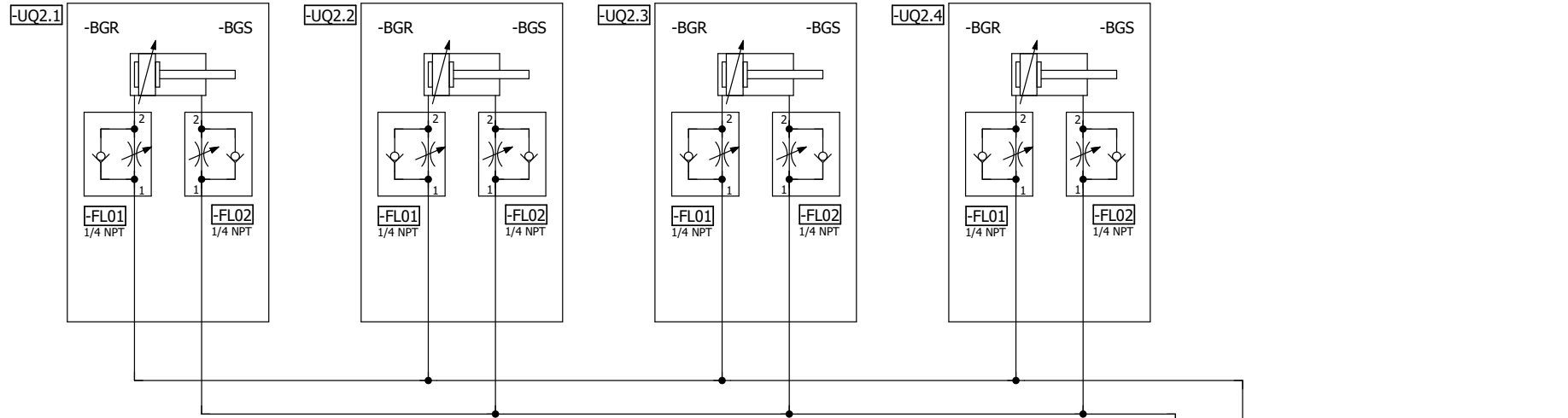
		Date	11/11/2022	Volvo Trucks North America		 Valiant Machine & Tool AIR SUPPLY	Drawing name: = 2V06&MFS-PNEU		= V1AR201UQ41KF1 + V1AR201UQ41		
		Ed.	KMAFFRE	P6700 Rear Wall - Robot Cell 2V06			Document type:	MFS	Project nr:	22-16148	Page
Modification	Date	Name	Original	Replacement of	Replaced by	Scale	1:1		229		



=V1AR201UQ41KF1/11

=V1AR201UQ41UQ2/1

Date	11/7/2022	Volvo Trucks North America	Valiant Machine & Tool	Drawing name:	= 2V06&MFS-PNEU	= V1AR201UQ41UQ1
Ed.	KMAFFRE			Document type:	MFS	+ V1AR201UQ41
Appr		P6700 Rear Wall - Robot Cell 2V06	Scale 1:1	Project nr:	22-16148	Page 1
Modification	Date	Name	Original	Replacement of	Replaced by	229



=V1AR201UQ41
-UQ2-QN2.1
Clamps 2
(RST)

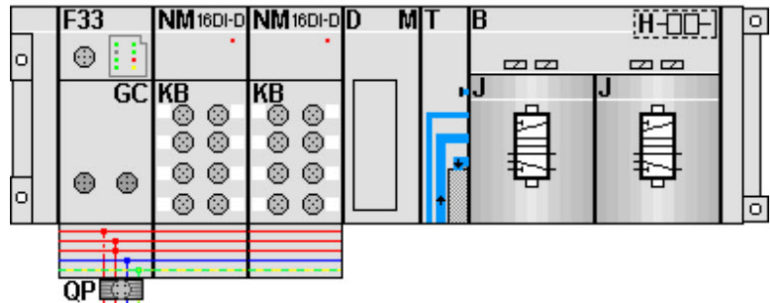
=V1AR201UQ41
-UQ2-QN2.2
Clamps 2
(SET)

=V1AR201UQ41UQ1/1

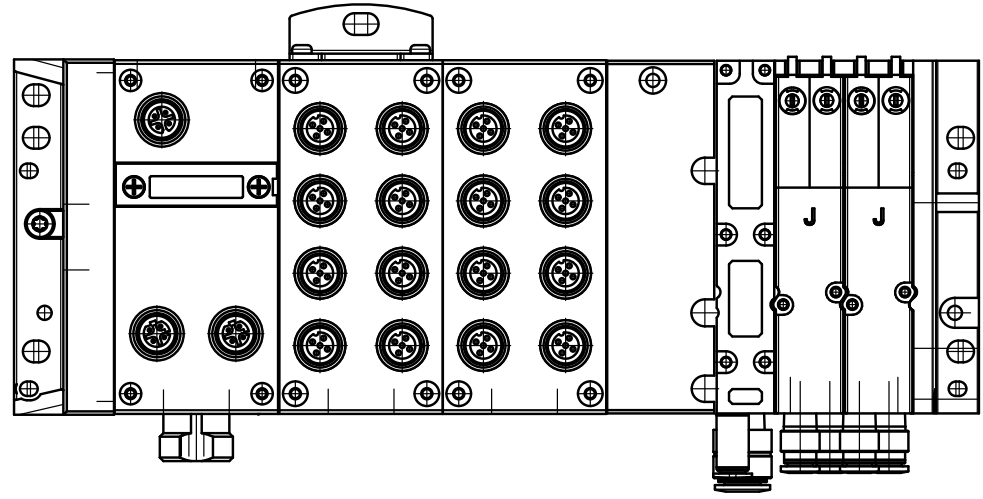
=V1AR201UQ42KF1+.AR201UQ42/1

		Date	11/7/2022	Volvo Trucks North America		Valiant Machine & Tool	Clamps	Drawing name:		= V1AR201UQ41UQ2
		Ed.	KMAFFRE	P6700 Rear Wall - Robot Cell 2V06				= 2V06&MFS-PNEU		+ V1AR201UQ41
Modification	Date	Name	Original	Replacement of	Replaced by	Scale 1:1		Document type:	Project nr:	Page
								MFS	22-16148	1
										229

M1




KF1.0

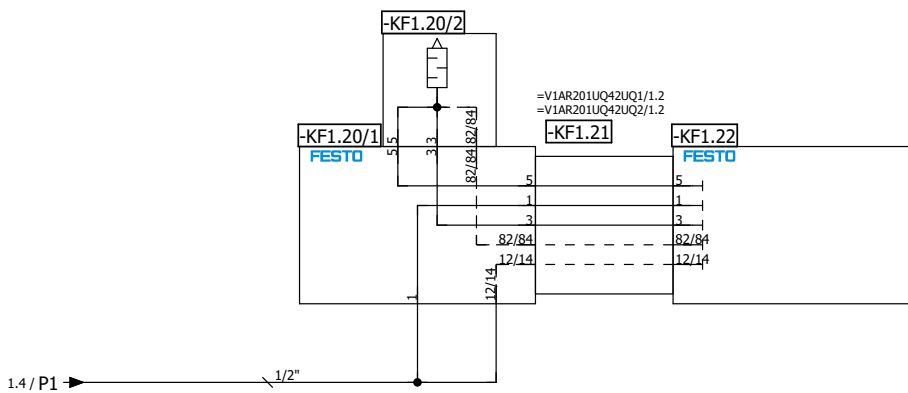
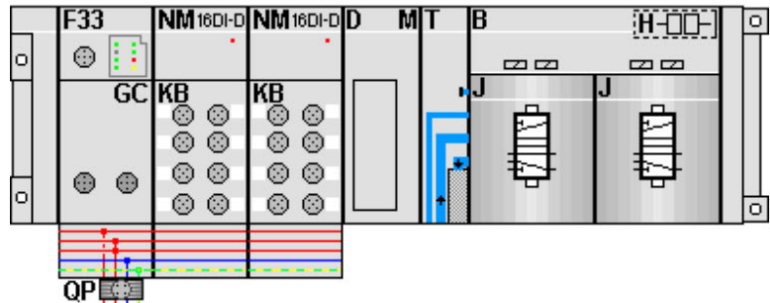


1

11

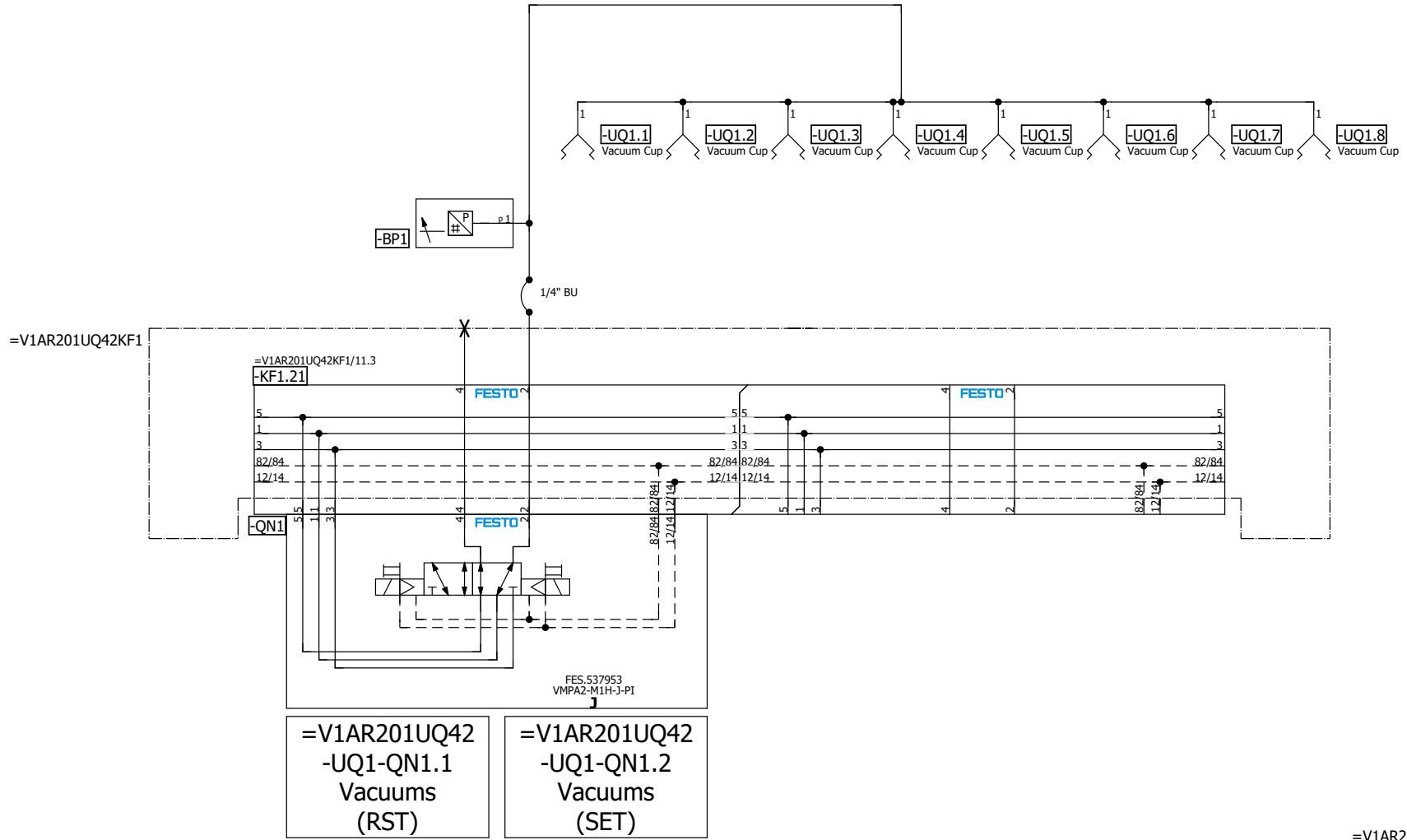
		Date	9/26/2022	Volvo Trucks North America		 Valiant Machine & Tool	AIR SUPPLY CONFIGURATION		Drawing name:		= V1AR201UQ42KF1	
		Ed.	MKLEPADLO						Document type:		MFS	+ V1AR201UQ42
		Appr		P6700 Rear Wall - Robot Cell 2V06				Project nr:		22-16148	Page	5
Modification	Date	Name	Original	Replacement of	Replaced by	Scale 1:1						229

M1



=V1AR201UQ42UQ1/1

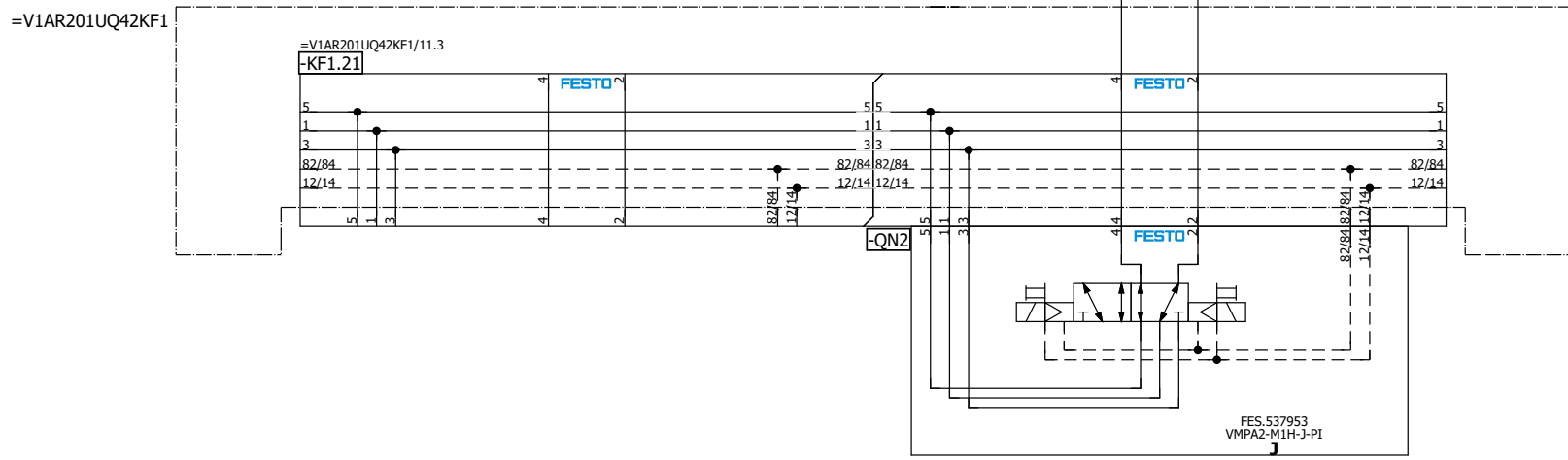
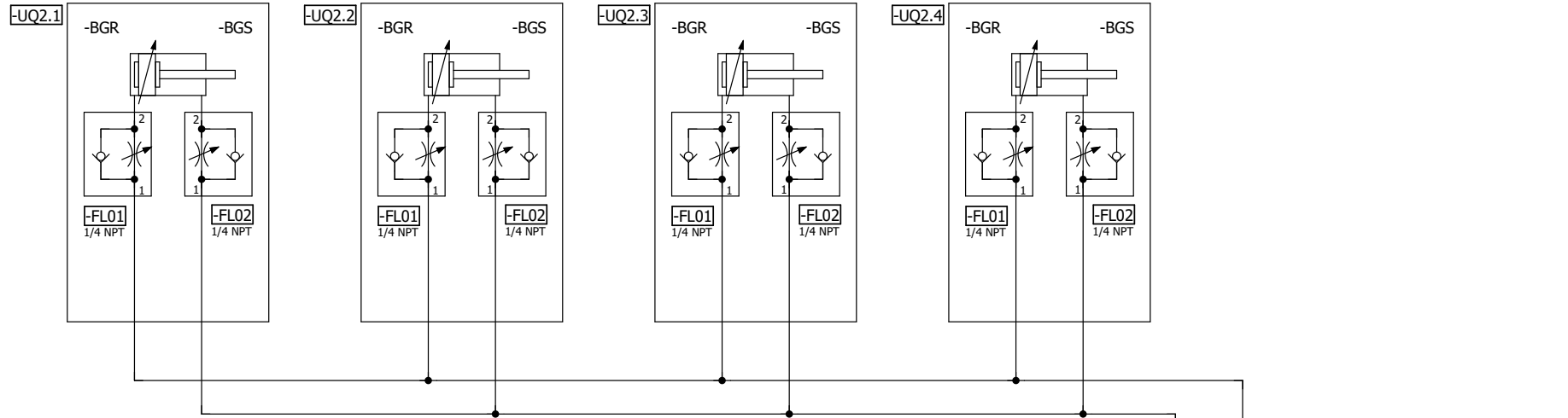
		Date	11/11/2022	Volvo Trucks North America		Valiant Machine & Tool	AIR SUPPLY		Drawing name: = 2V06&MFS-PNEU		= V1AR201UQ42KF1 + V1AR201UQ42	
		Ed.	KMAFFRE	P6700 Rear Wall - Robot Cell 2V06			Scale 1:1		Document type: MFS		Project nr: 22-16148	
Modification	Date	Name	Original	Replacement of	Replaced by							229



=V1AR201UQ42KF1/11

=V1AR201UQ42UQ2/1

Date	11/7/2022	Volvo Trucks North America	Valiant Machine & Tool	Drawing name:	= 2V06&MFS-PNEU	= V1AR201UQ42UQ1
Ed.	KMAFFRE			Document type:	MFS	+ V1AR201UQ42
Appr		P6700 Rear Wall - Robot Cell 2V06	Scale 1:1	Project nr:	22-16148	Page 1
Modification	Date	Name	Original	Replacement of	Replaced by	229



=V1AR201UQ42
-UQ2-QN2.1
Clamps 2
(RST)

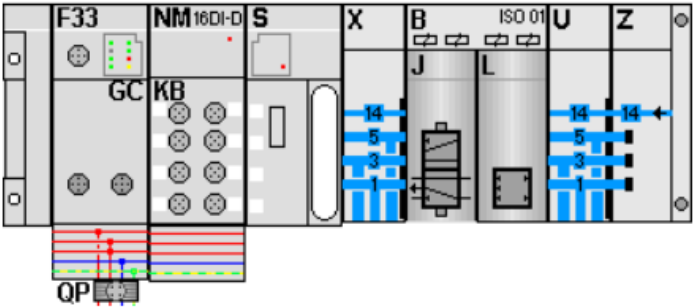
=V1AR201UQ42
-UQ2-QN2.2
Clamps 2
(SET)

=V1AR201XQ41KF1+.AR201KF1/5

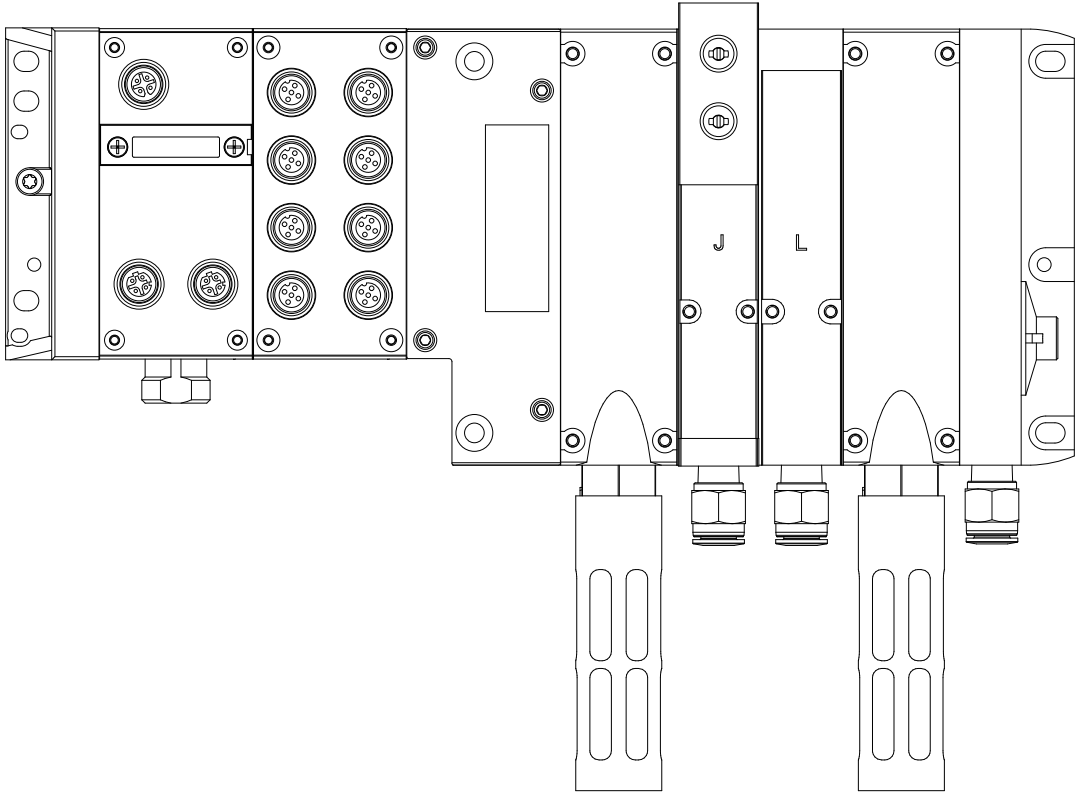
=V1AR201UQ42UQ1/1

Date	11/7/2022	Volvo Trucks North America	Valiant Machine & Tool	Clamps	Drawing name: = 2V06&MFS-PNEU	Project nr: 22-16148	Page 1
Ed.	KMAFFRE	P6700 Rear Wall - Robot Cell 2V06					
Appr		Replacement of	Replaced by		Document type: MFS		
Modification	Date	Name	Original				


M1



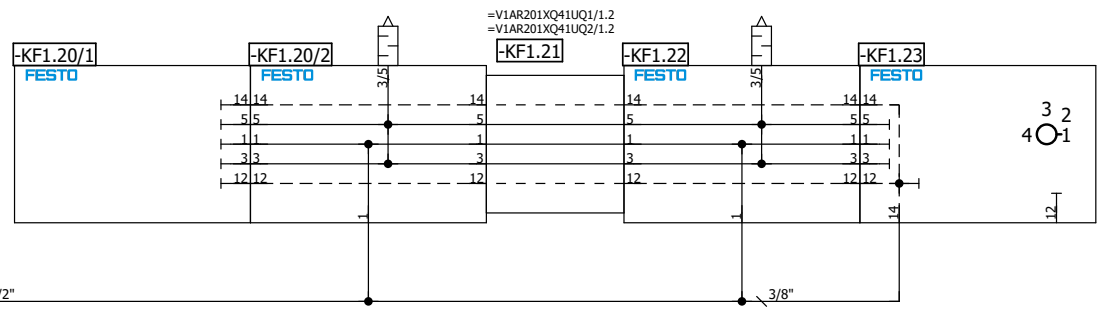
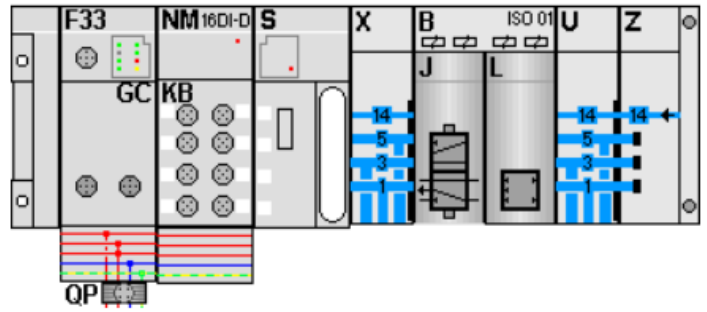
KF1.0



=V1AR201UQ42UQ2+.AR201UQ42/1

		Date	11/1/2022	Volvo Trucks North America		 Valiant Machine & Tool	AIR SUPPLY CONFIGURATION		Drawing name: = 2V06&MFS-PNEU		= V1AR201XQ41KF1	
		Ed.	MKLEPADLO	P6700 Rear Wall - Robot Cell 2V06			Scale 1:1		Document type: MFS		Project nr: 22-16148	
Modification	Date	Name	Original	Replacement of	Replaced by							229


M1

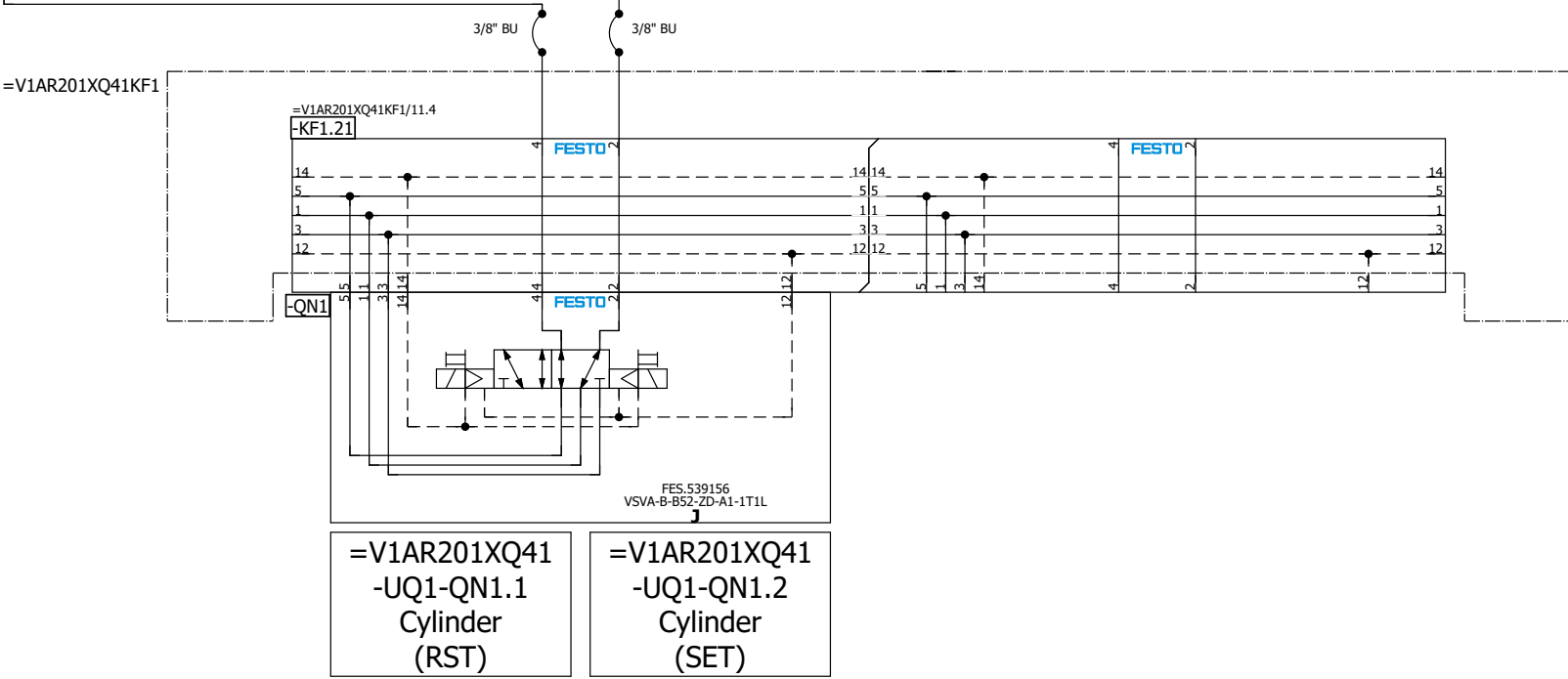
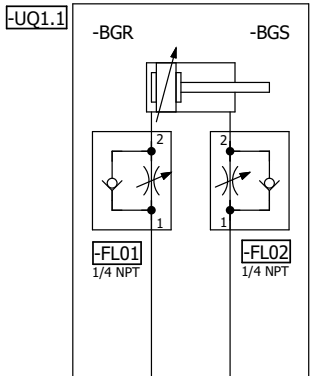


=KH0+KH0/1.4 / +V1AR201XQ41-P1

5

=V1AR201XQ41UQ1/1

		Date	11/1/2022	Volvo Trucks North America		 Valiant Machine & Tool AIR SUPPLY	Drawing name: =2V06&MFS-PNEU		= V1AR201XQ41KF1	
		Ed.	MKLEPADLO	P6700 Rear Wall - Robot Cell 2V06			Document type: MFS		Project nr: 22-16148	
Modification	Date	Name	Original	Replacement of	Replaced by	Scale 1:1			229	

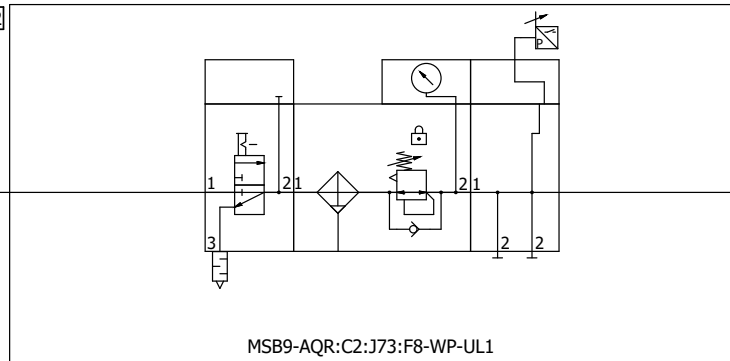


=V1AR201XQ41KF1/11

=V1UQ51+KH1/1

		Date	11/1/2022	Volvo Trucks North America		Valiant Machine & Tool	Drawing name:		= V1AR201XQ41UQ1	
		Ed.	MKLEPADLO				= 2V06&MFS-PNEU		+ V1AR201KF1	
		Appr		P6700 Rear Wall - Robot Cell 2V06		Scale 1:1	Document type:	Project nr:	Page	1
Modification	Date	Name	Original	Replacement of	Replaced by		MFS	22-16148		229

A2



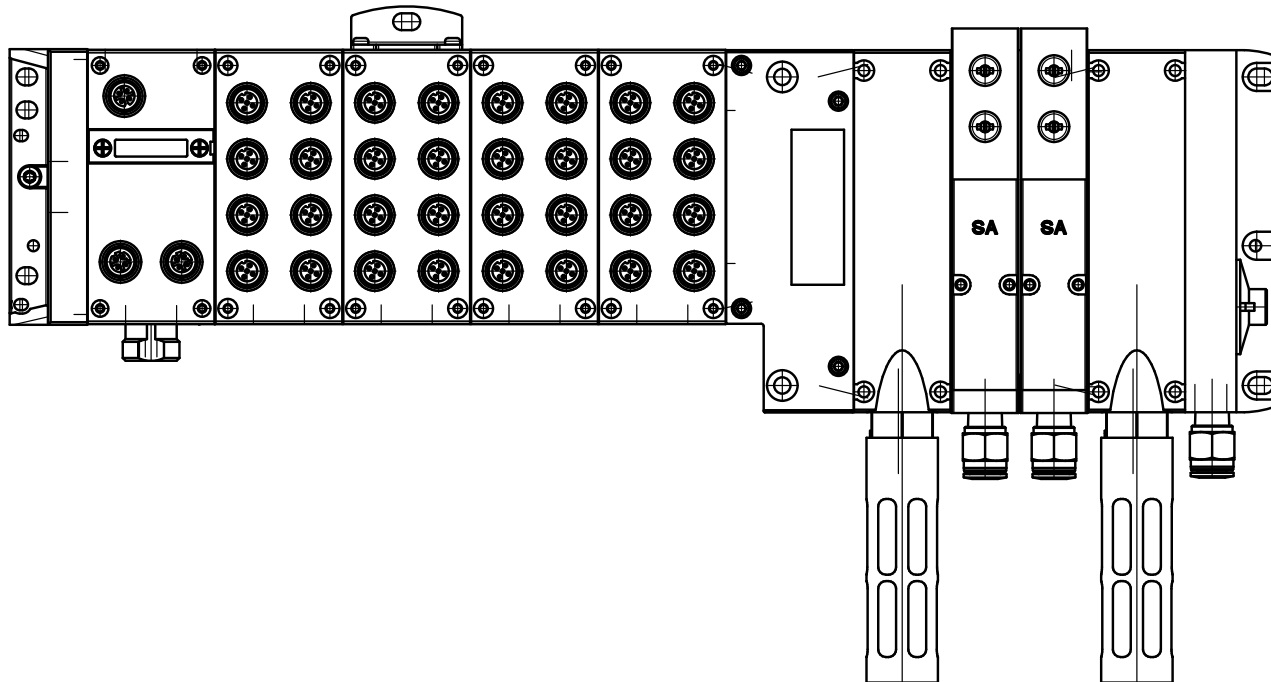
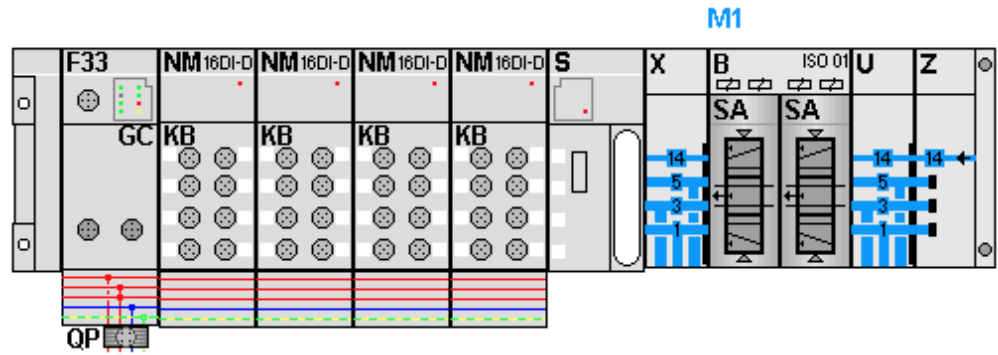
=KH0+KH0/1.7 / +V1UQ51KH1-P1

+V1UQ51-P1 / =V1UQ51KF1+V1UQ51/11.0

=V1AR201XQ41UQ1+V1AR201KF1/1

=V1UQ51KF1+V1UQ51/5


			Date	10/31/2022	Volvo Trucks North America		Valiant Machine & Tool	Incoming air supply (Fixture)	Drawing name:	= V1UQ51
			Ed.	KMAFFRE					= 2V06&MFS-PNEU	+ KH1
			Appr		P6700 Rear Wall - Robot Cell 2V06				Document type:	Project nr:
Modification	Date	Name	Original		Replacement of	Replaced by	Scale 1:1		MFS	22-16148
									Page	1
										229

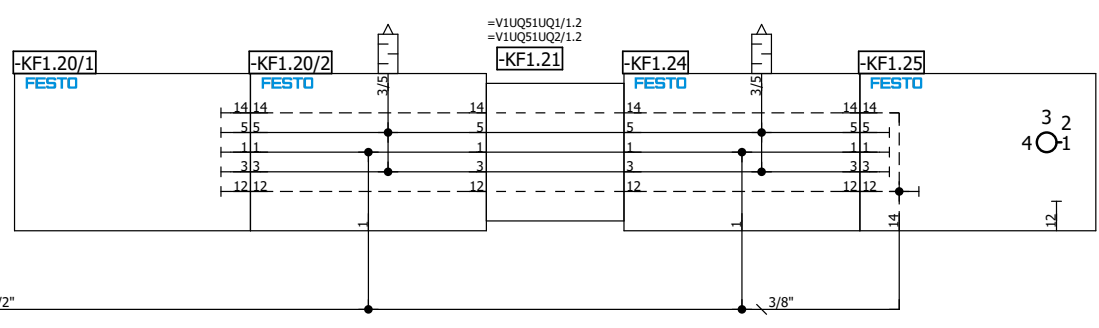
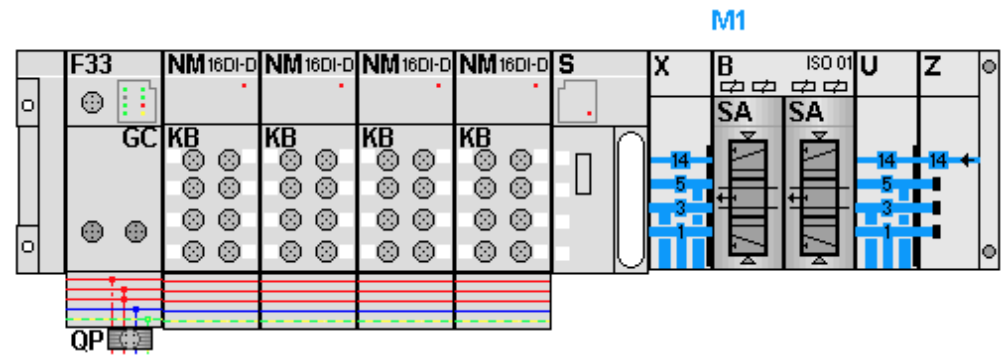


KF1.0

=V1UQ51+KH1/1


11

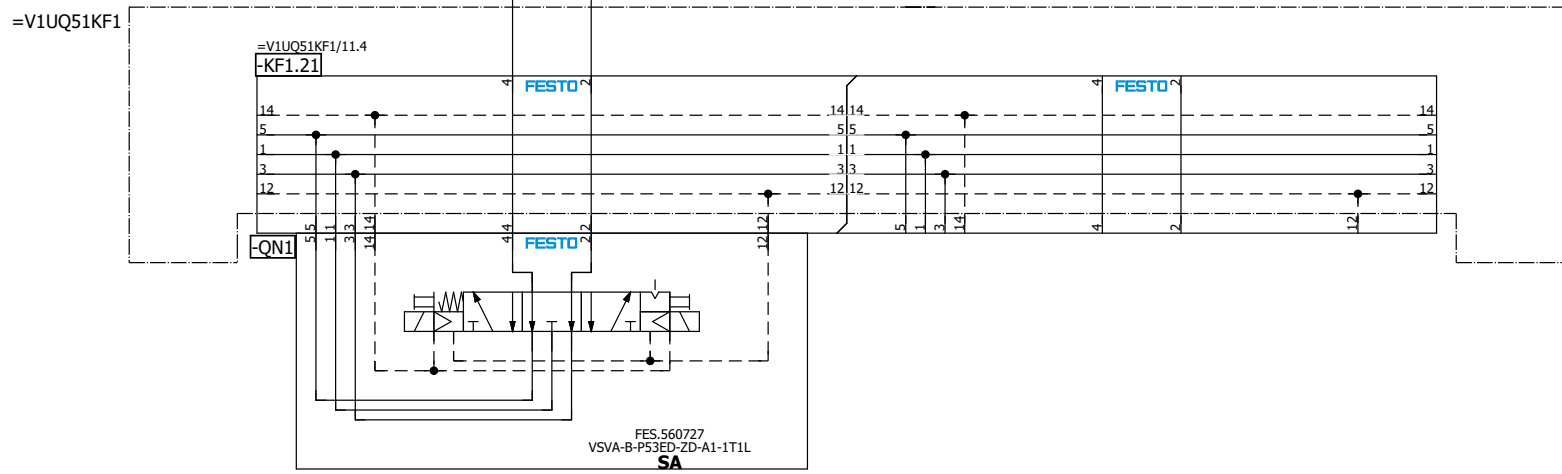
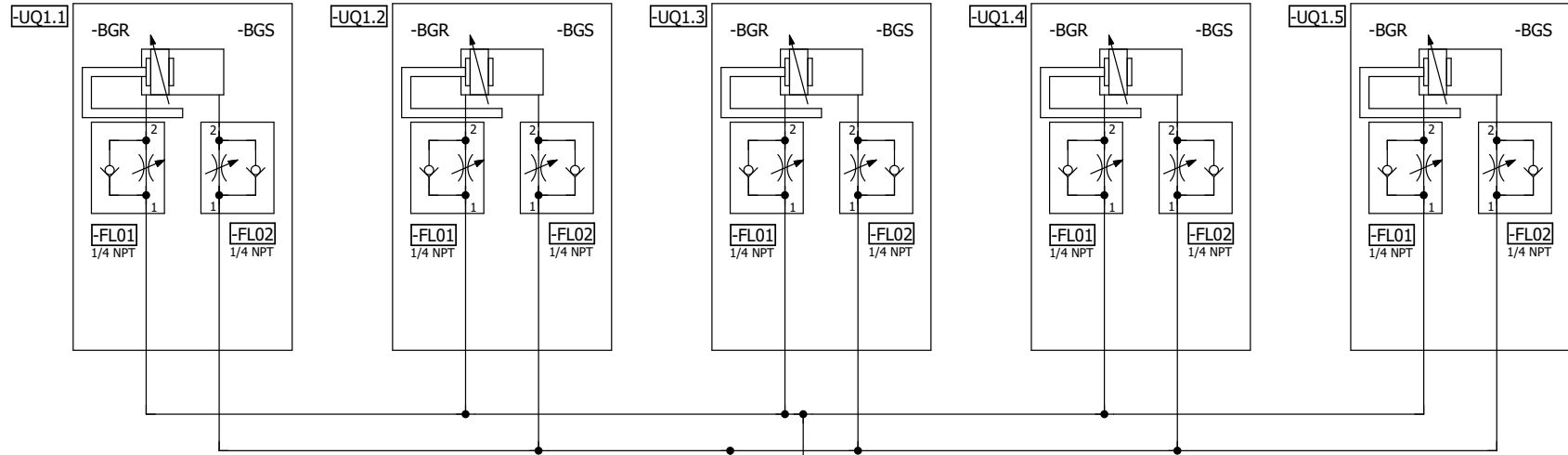
		Date	9/26/2022	Volvo Trucks North America		 Valiant Machine & Tool	AIR SUPPLY CONFIGURATION		Drawing name: = 2V06&MFS-PNEU		= V1UQ51KF1	
		Ed.	MKLEPADLO						Document type: MFS		Project nr: 22-16148	
Modification	Date	Name	Original	Replacement of	Replaced by	Scale 1:1						Page 229



5

=V1UQ51UQ1/1

		Date	9/26/2022	Volvo Trucks North America		 Valiant Machine & Tool AIR SUPPLY	Drawing name: =2V06&MFS-PNEU		= V1UQ51KF1 + V1UQ51		
		Ed.	MKLEPADLO	P6700 Rear Wall - Robot Cell 2V06			Document type:	Project nr:	Page		11
Modification	Date	Name	Original	Replacement of	Replaced by	Scale 1:1	MFS	22-16148	Page		229

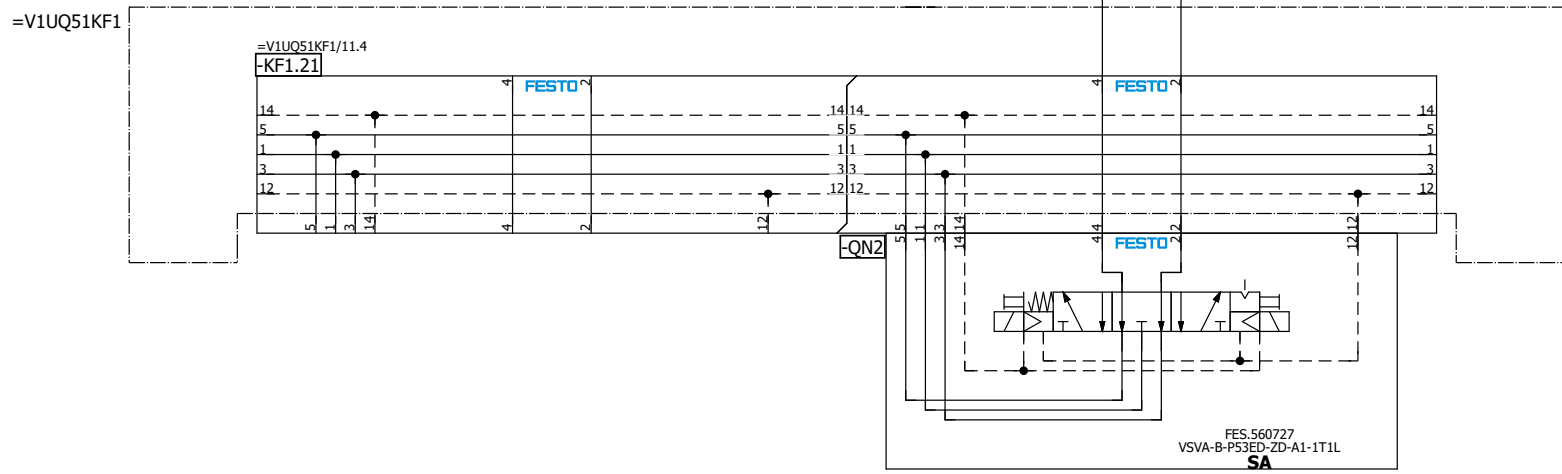
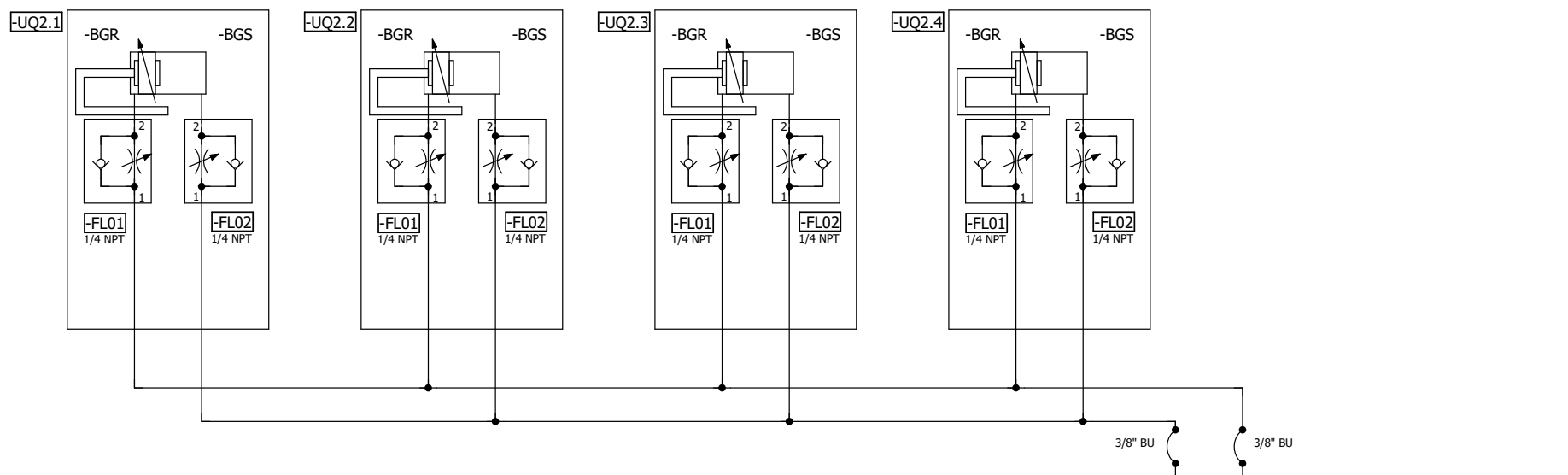


=V1UQ51
-UQ1-QN1.1
Shot Pins 1
(RST)

=V1UQ51
-UQ1-QN1.2
Shot Pins 1
(SET)

=V1UQ51UQ2/1

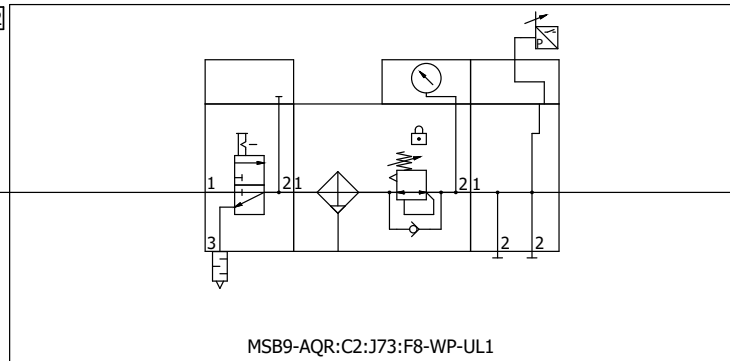
=V1UQ51KF1/11		Date	9/26/2022	Volvo Trucks North America	Valiant Machine & Tool	Drawing name: =2V06&MFS-PNEU		= V1UQ51UQ1 + V1UQ51	
Modification	Date	Name	Original	Replacement of		Replaced by	Document type:	Project nr:	Page
						MFS	22-16148		229



=V1UQ51UQ1/1		Date	9/26/2022	Volvo Trucks North America	Valiant Machine & Tool	Shot Pins 2	Drawing name:		= V1UQ51UQ2
		Ed.	MKLEPADLO				= 2V06&MFS-PNEU		+ V1UQ51
		Appr		P6700 Rear Wall - Robot Cell 2V06	Scale 1:1		Document type:	Project nr:	Page
Modification	Date	Name	Original	Replacement of			Replaced by	MFS	22-16148

=V1UQ52+KH1/1

A2




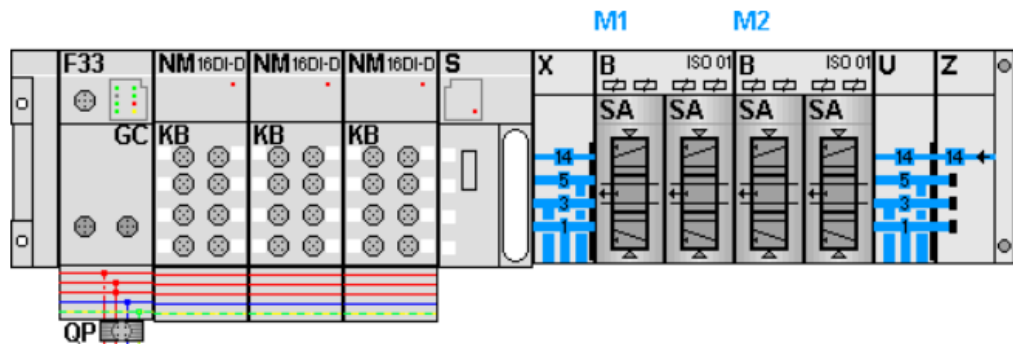
=KH0+KH0/1.7 / +V1UQ52KH1-P1

+V1UQ52-P1 / =V1UQ52KF1+V1UQ52/11.0

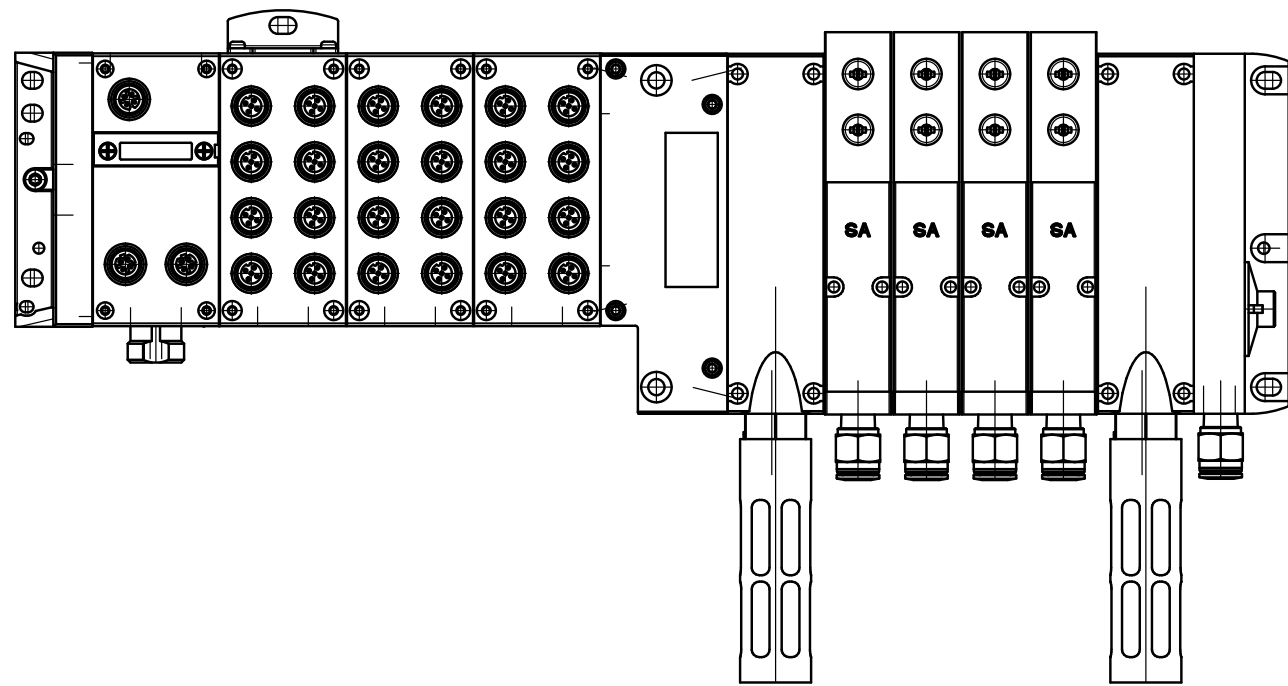
=V1UQ51UQ2+V1UQ51/1

=V1UQ52KF1+V1UQ52/5

			Date	10/31/2022	Volvo Trucks North America		 Valiant Machine & Tool Incoming air supply (Fixture)	Drawing name:		= V1UQ52	
			Ed.	KMAFFRE	P6700 Rear Wall - Robot Cell 2V06			= 2V06&MFS-PNEU		+ KH1	
			Appr		Replacement of		Scale 1:1	Document type:	Project nr:	Page	1
Modification	Date	Name	Original		Replaced by			MFS	22-16148		229




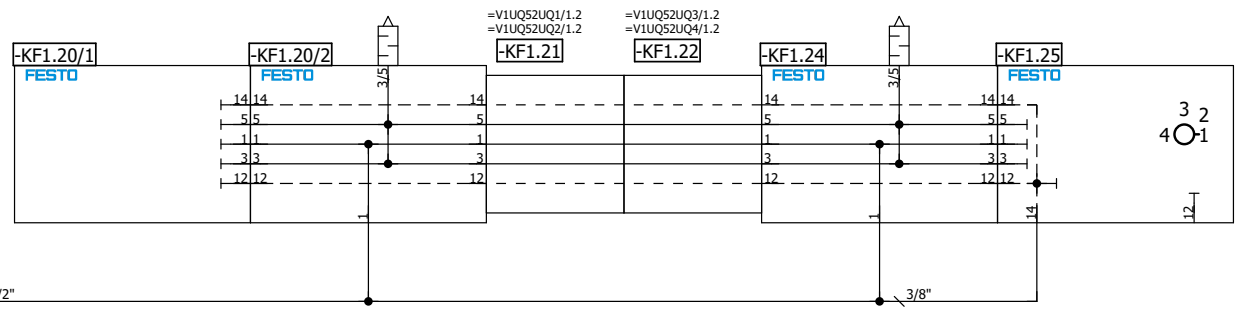
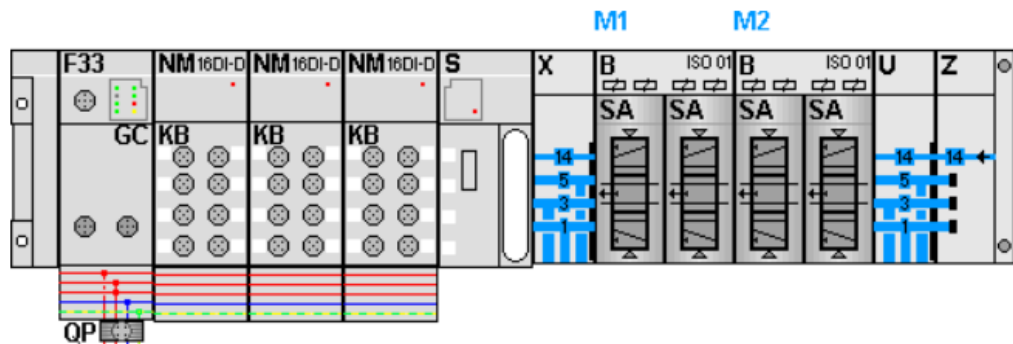
KF1.0



=V1UQ52+KH1/1


11

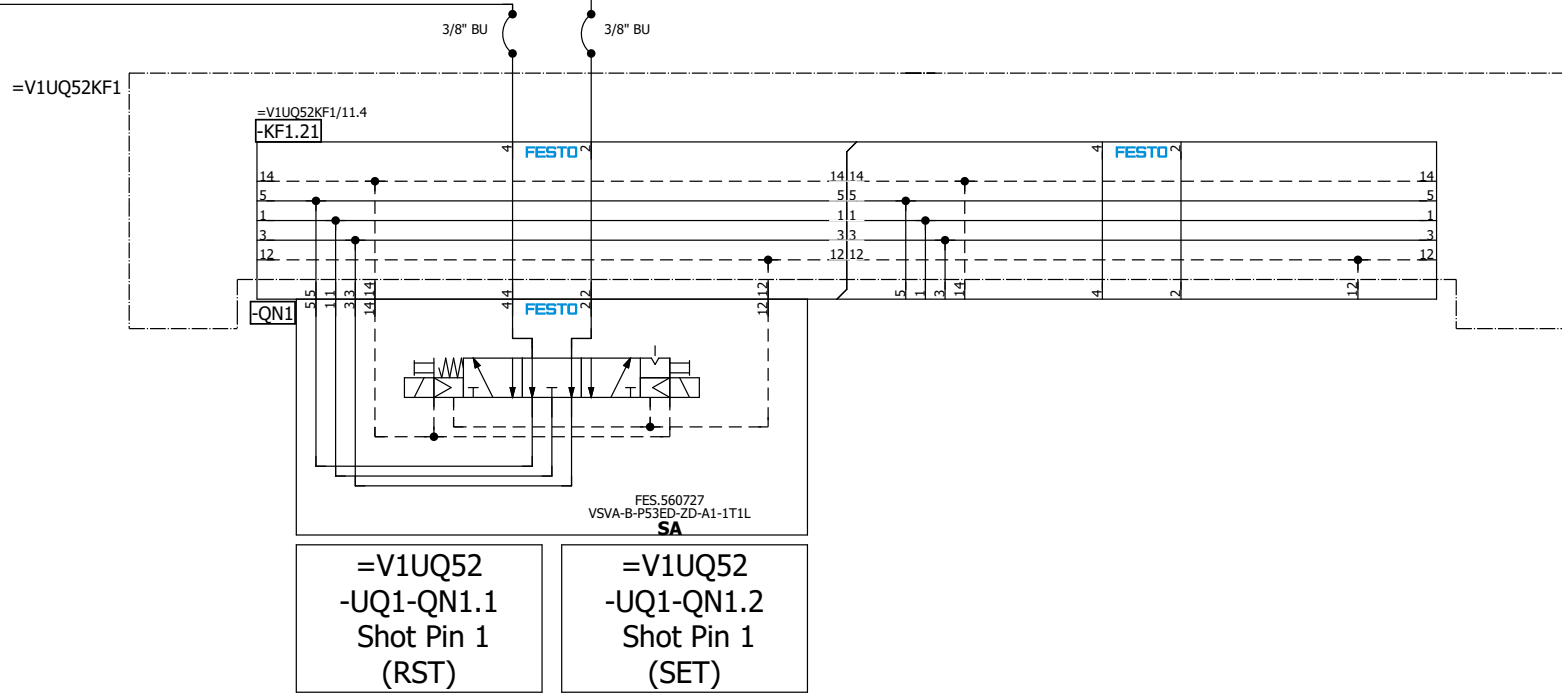
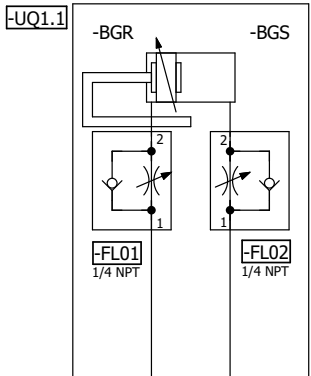
		Date	9/26/2022	Volvo Trucks North America		 Valiant Machine & Tool AIR SUPPLY CONFIGURATION	Drawing name: = 2V06&MFS-PNEU		= V1UQ52KF1	
		Ed.	MKLEPADLO				Document type: MFS		Project nr: 22-16148	
Modification	Date	Name	Original	Replacement of	Replaced by	Scale 1:1			229	



=V1UQ52+KH1/1.6 / P1


=V1UQ52UQ1/1

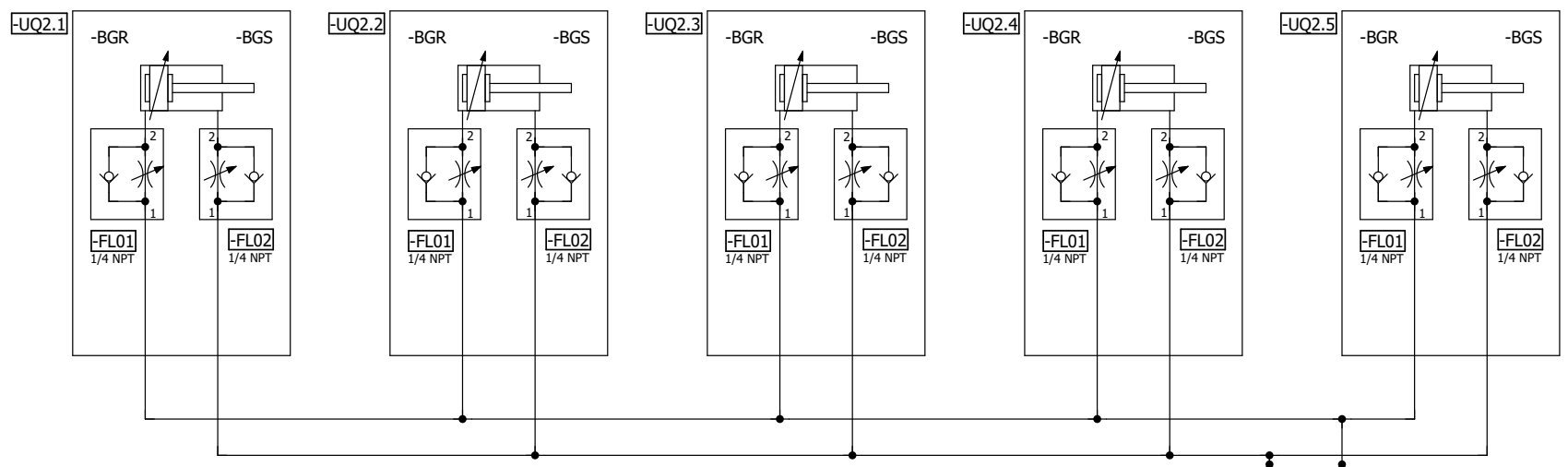
Date		9/26/2022		Volvo Trucks North America		 Valiant Machine & Tool		AIR SUPPLY		Drawing name:		= 2V06&MFS-PNEU		= V1UQ52KF1	
Ed.		MKLEPADLO		P6700 Rear Wall - Robot Cell 2V06		Scale 1:1				Document type:		MFS		Project nr:	
Appr				Replacement of		Replaced by				Project nr:		22-16148		Page	
Modification		Date		Name		Original				Page		11		229	



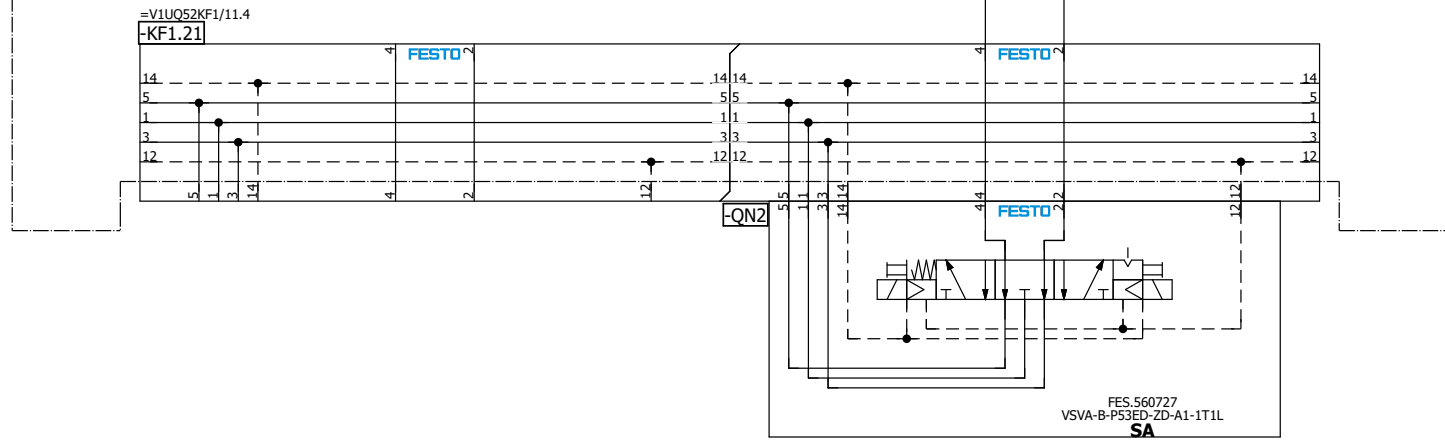
=V1UQ52KF1/11

=V1UQ52UQ2/1

			Date	9/26/2022	Volvo Trucks North America		 Valiant Machine & Tool Shot Pin 1	Drawing name:		= V1UQ52UQ1		
			Ed.	MKLEPADLO				= 2V06&MFS-PNEU		+ V1UQ52		
			Appr		P6700 Rear Wall - Robot Cell 2V06		Document type:		Project nr:		Page	1
Modification	Date	Name	Original		Replacement of	Replaced by	Scale 1:1		MFS		22-16148	229



=V1UQ52KF1

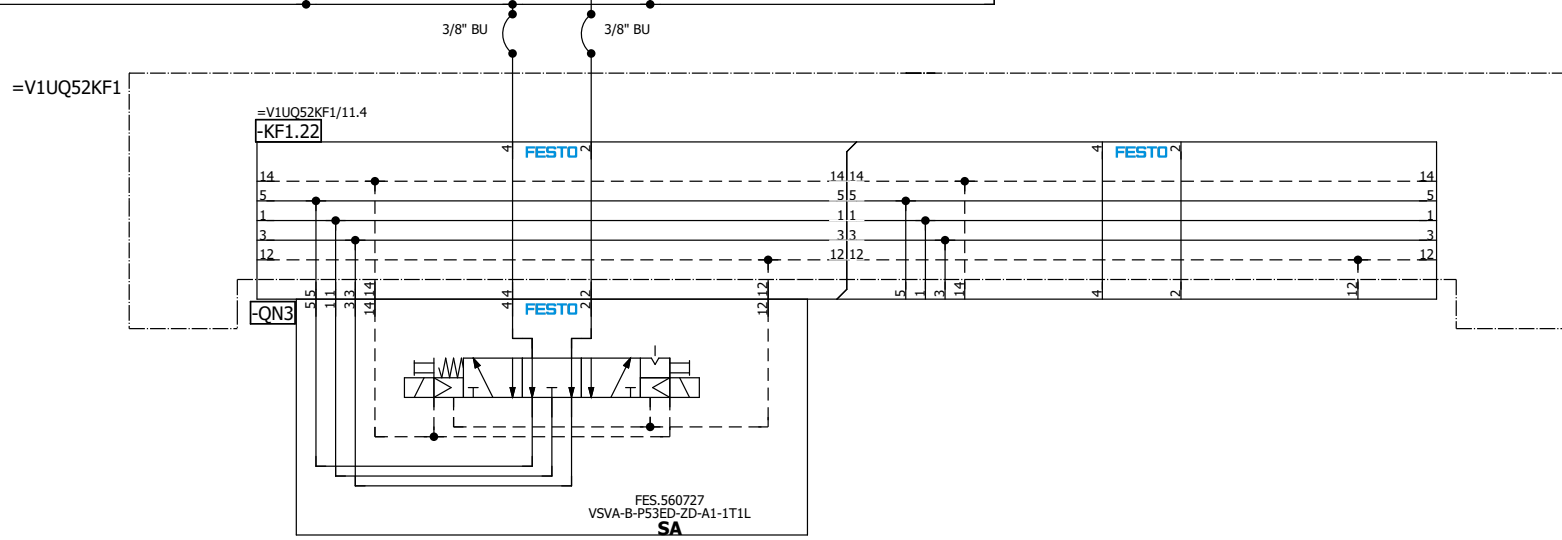
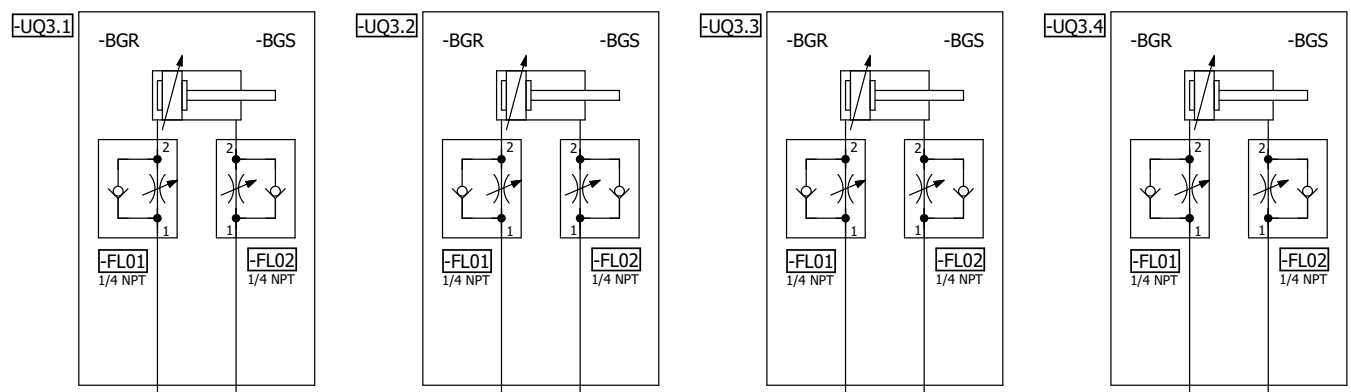


=V1UQ52
-UQ2-QN2.1
Clamps 2
(RST)

=V1UQ52
-UQ2-QN2.2
Clamps 2
(SET)

=V1UQ52UQ3/1

=V1UQ52UQ1/1		Date	9/26/2022	Volvo Trucks North America	Valiant Machine & Tool	Clamps 2	Drawing name:	= 2V06&MFS-PNEU	= V1UQ52UQ2			
		Ed.	MKLEPADLO						+ V1UQ52			
		Appr		P6700 Rear Wall - Robot Cell 2V06	Scale 1:1		Document type:	MFS	Project nr:	22-16148	Page	1
Modification	Date	Name	Original	Replacement of			Replaced by					

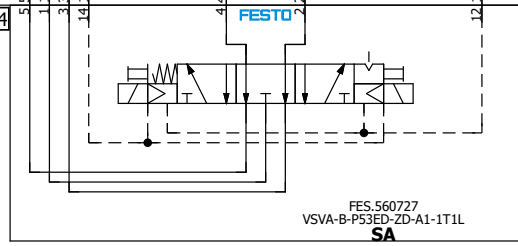
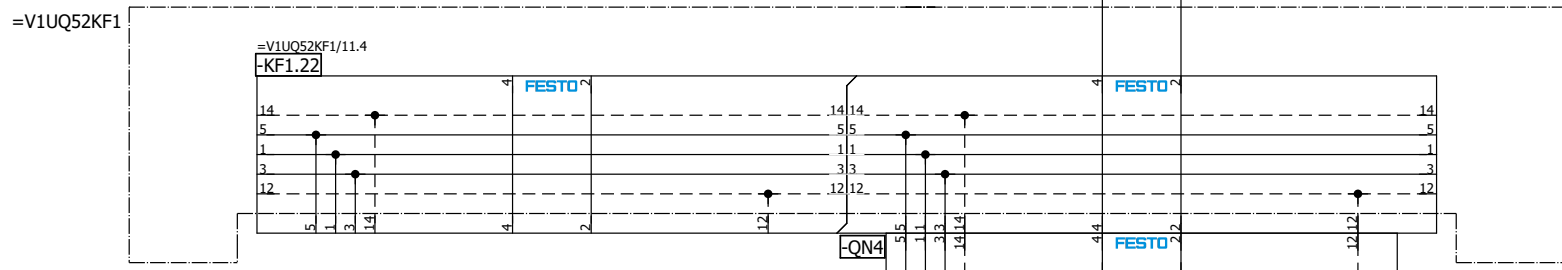
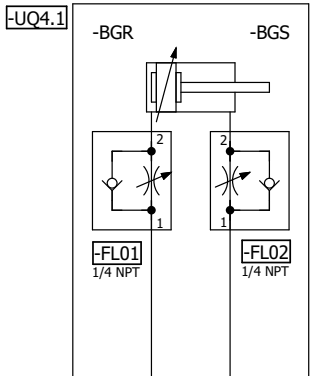


=V1UQ52
-UQ3-QN3.1
Clamps 3
(RST)

=V1UQ52
-UQ3-QN3.2
Clamps 3
(SET)

=V1UQ52UQ4/1

		Date	9/26/2022	Volvo Trucks North America	Valiant Machine & Tool	Clamps 3	Drawing name:		= V1UQ52UQ3
		Ed.	MKLEPADLO				= 2V06&MFS-PNEU		+ V1UQ52
		Appr		P6700 Rear Wall - Robot Cell 2V06	Scale 1:1		Document type:	Project nr:	Page
Modification	Date	Name	Original	Replacement of			Replaced by	MFS	22-16148



=V1UQ52
-UQ4-QN4.1
Clamp 4
(RST)

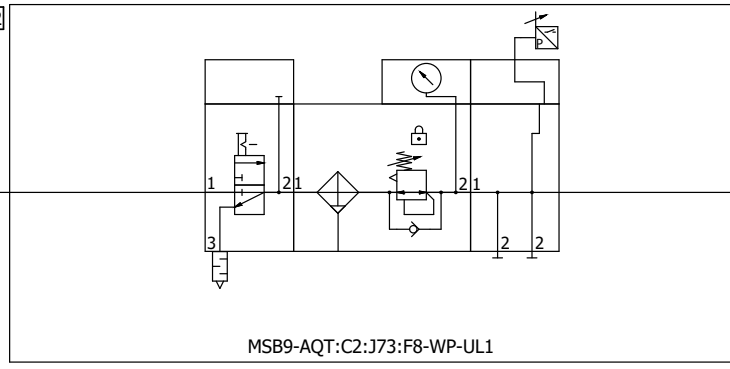
=V1UQ52
-UQ4-QN4.2
Clamp 4
(SET)

=V1WR1+KH1/1

			Date	9/26/2022	Volvo Trucks North America		Valiant Machine & Tool	Clamp 4	Drawing name:		= V1UQ52UQ4	
			Ed.	MKLEPADLO	P6700 Rear Wall - Robot Cell 2V06				= 2V06&MFS-PNEU		+ V1UQ52	
			Appr		Replacement of		Scale 1:1		Document type:		MFS	
Modification	Date	Name	Original		Replaced by				Project nr:		22-16148	
											229	

A2

=KH0+KH0/1.7 / +V1WR1KH1-P1



MSB9-AQT:C2:J73:F8-WP-UL1

1"

Turn table slip ring

1/2"


+V1WR1UQ51-P1 / =V1WR1UQ51KF1+V1WR1UQ51/11.0

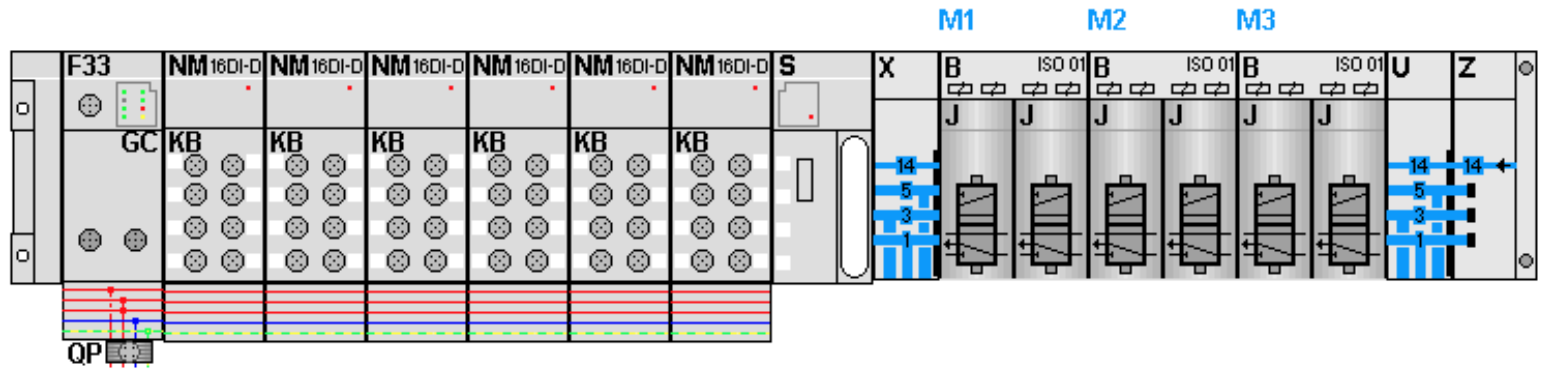
1/2"

+V1WR1UQ52-P1 / =V1WR1UQ52KF1+V1WR1UQ52/11.0

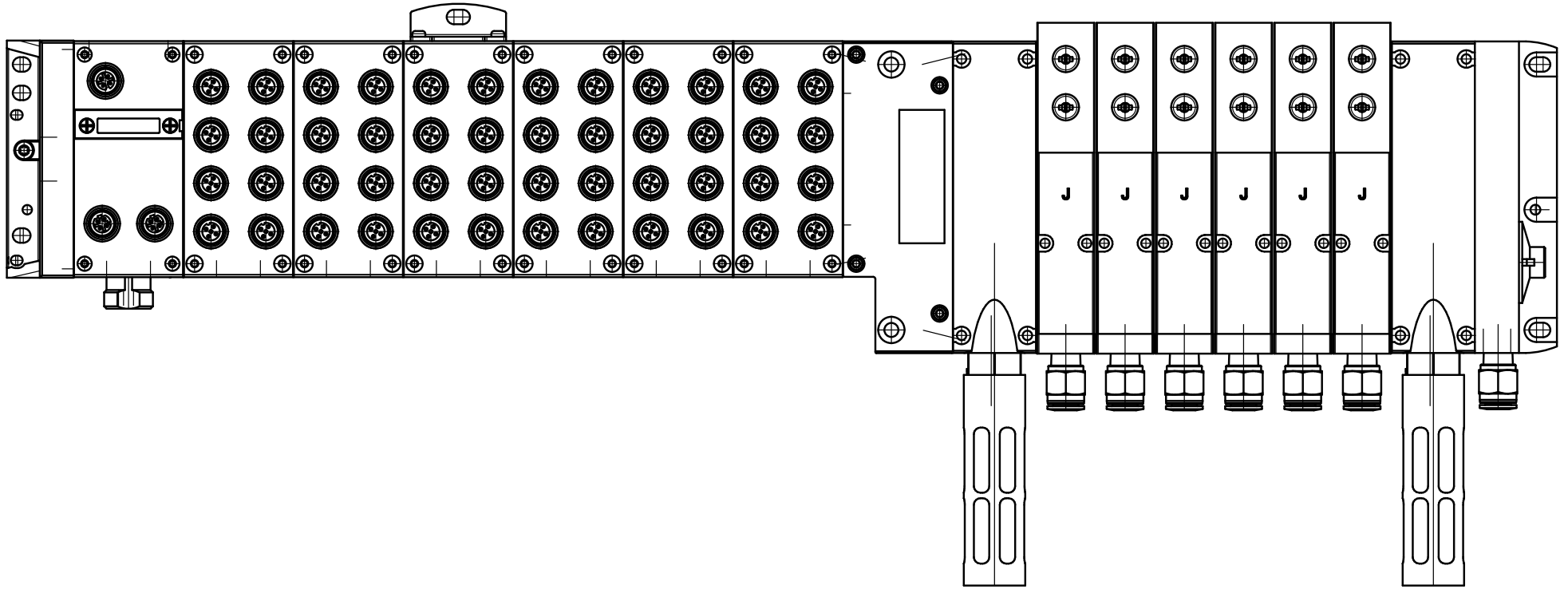
=V1UQ52UQ4+V1UQ52/1

=V1WR1UQ51KF1+V1WR1UQ51/5

			Date	10/31/2022	Volvo Trucks North America		 Valiant Machine & Tool Incoming air supply (Turn Table)	Drawing name:		= V1WR1
			Ed.	KMAFFRE	P6700 Rear Wall - Robot Cell 2V06			= 2V06&MFS-PNEU		+ KH1
			Appr		Replacement of		Scale 1:1	Document type:	Project nr:	Page
Modification	Date	Name	Original		Replaced by			MFS	22-16148	1
										229



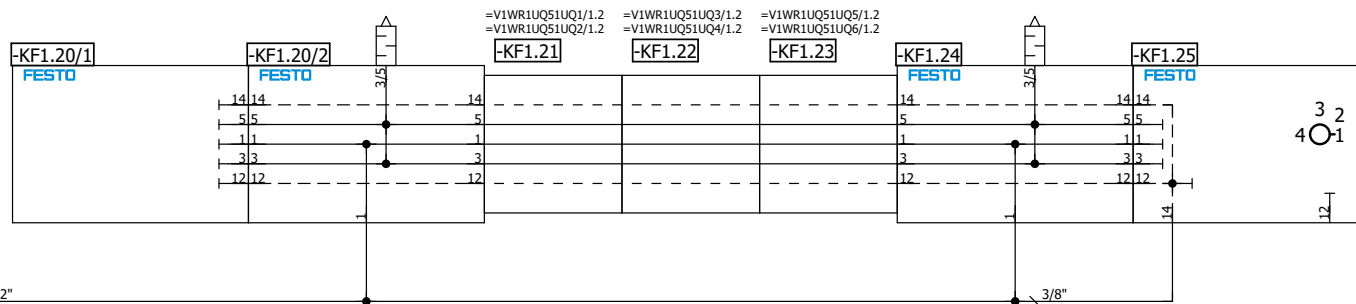
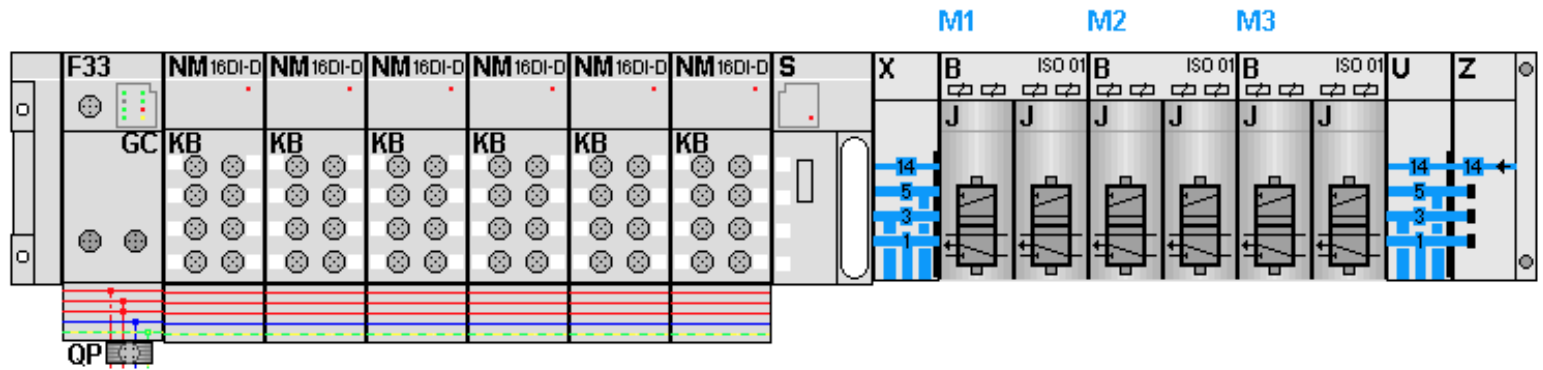
KF1.0



=V1WR1+KH1/1

11

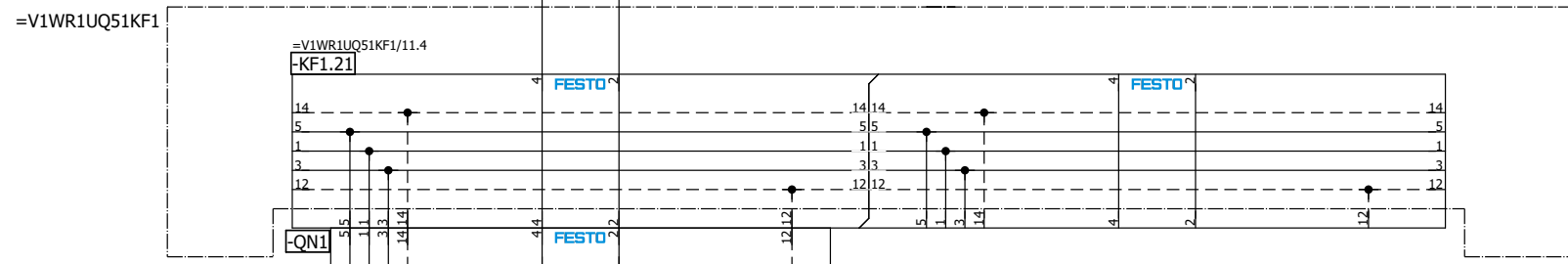
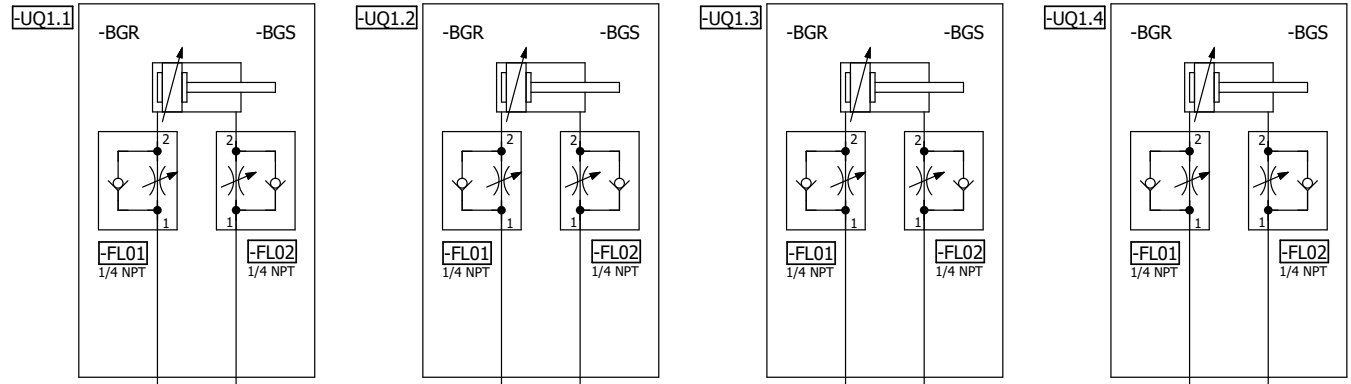
		Date	9/26/2022	Volvo Trucks North America		Valiant Machine & Tool	AIR SUPPLY CONFIGURATION		Drawing name: = 2V06&MFS-PNEU		= V1WR1UQ51KF1 + V1WR1UQ51	
		Ed.	MKLEPADLO	P6700 Rear Wall - Robot Cell 2V06			Scale 1:1		Document type: MFS		Project nr: 22-16148	
Modification	Date	Name	Original	Replacement of	Replaced by							229



5

=V1WR1UQ51UQ1/1

Date		9/26/2022		Volvo Trucks North America		Valiant Machine & Tool		AIR SUPPLY		Drawing name: = 2V06&MFS-PNEU		= V1WR1UQ51KF1 + V1WR1UQ51	
Ed.		MKLEPADLO		P6700 Rear Wall - Robot Cell 2V06		Scale 1:1				Document type: MFS		Project nr: 22-16148	
Appr				Replacement of		Replaced by				Page		11	
Modification		Date		Name		Original				Page		229	

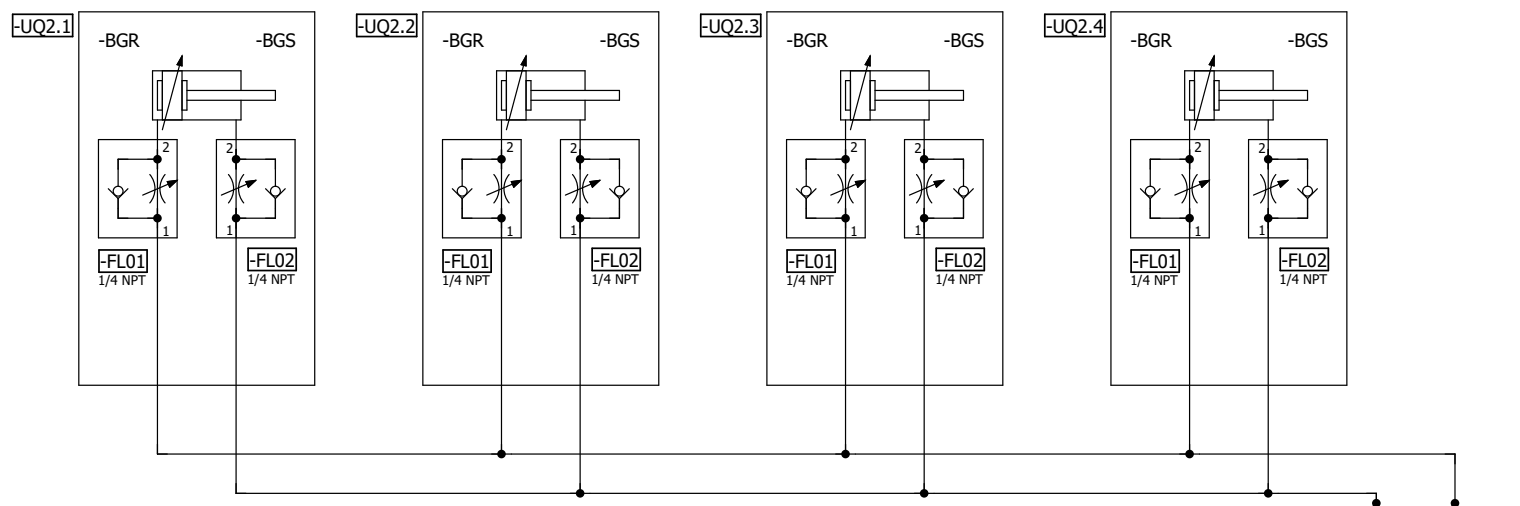


=V1WR1UQ51
-UQ1-QN1.1
Clamps 1
(RST)

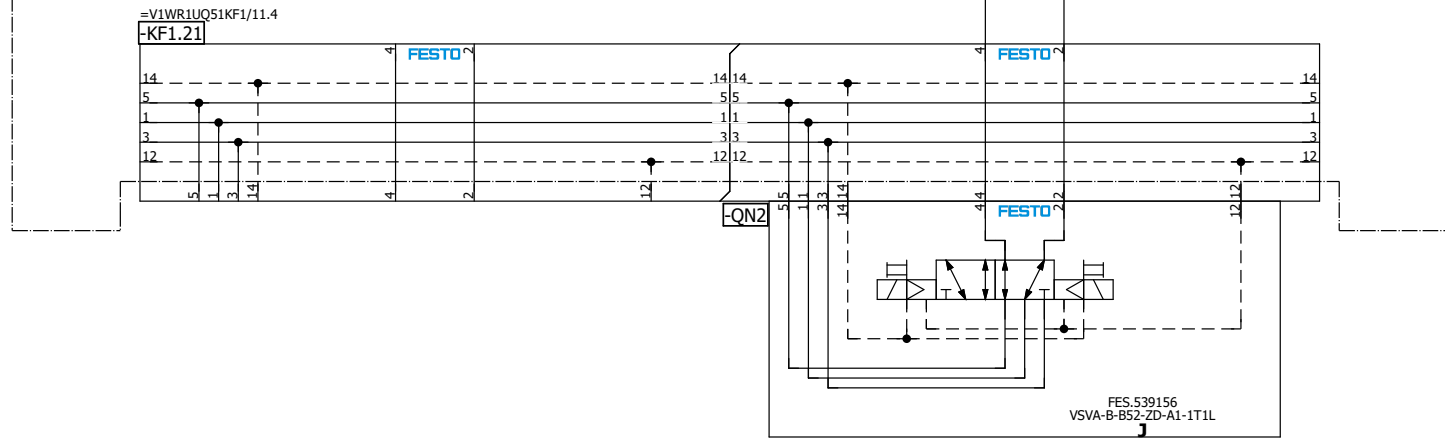
=V1WR1UQ51
-UQ1-QN1.2
Clamps 1
(SET)

=V1WR1UQ51UQ2/1

Date		9/26/2022	Volvo Trucks North America		Valiant Machine & Tool	Drawing name:		= 2V06&MFS-PNEU	= V1WR1UQ51UQ1
Ed.		MKLEPADLO	P6700 Rear Wall - Robot Cell 2V06			Document type:		MFS	+ V1WR1UQ51
Appr			Replacement of		Scale 1:1	Project nr:		22-16148	Page 1
Modification	Date	Name	Original	Replaced by		Y & Z Clamps 1		229	



=V1WR1UQ51KF1

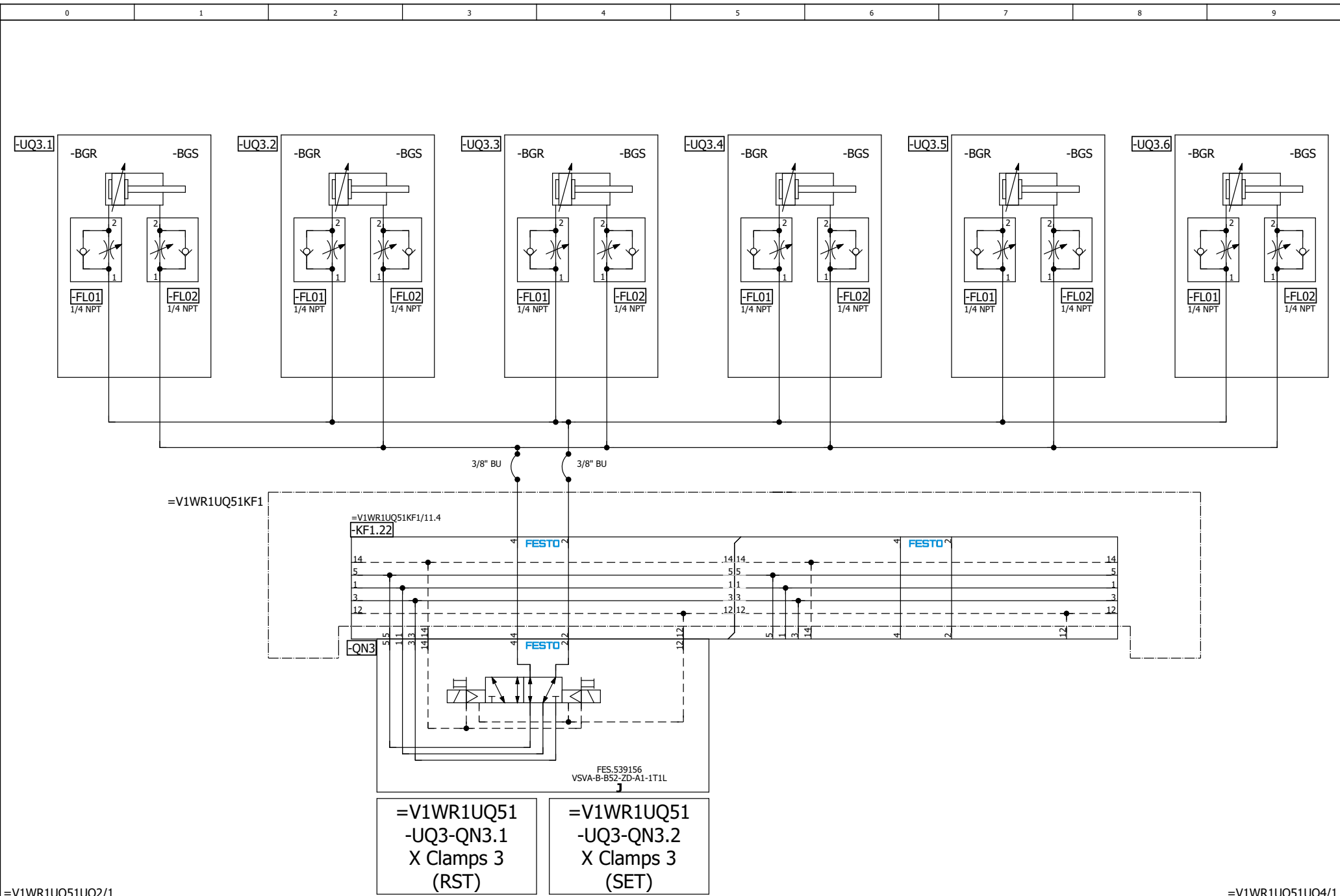


=V1WR1UQ51
-UQ2-QN2.1
Y & Z Clamps 2
(RST)

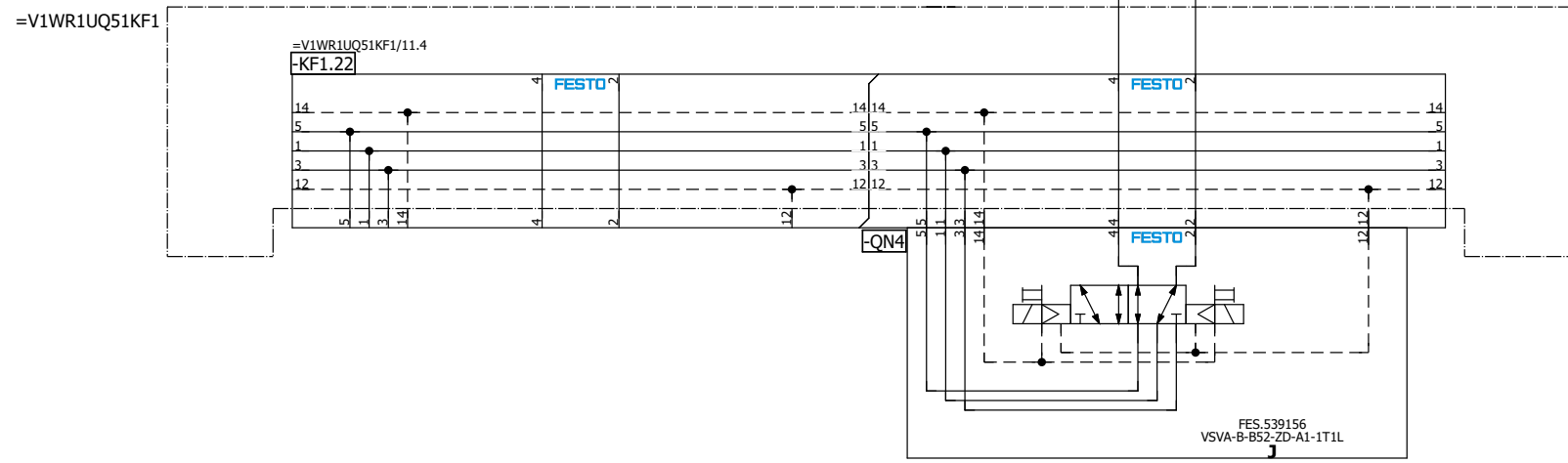
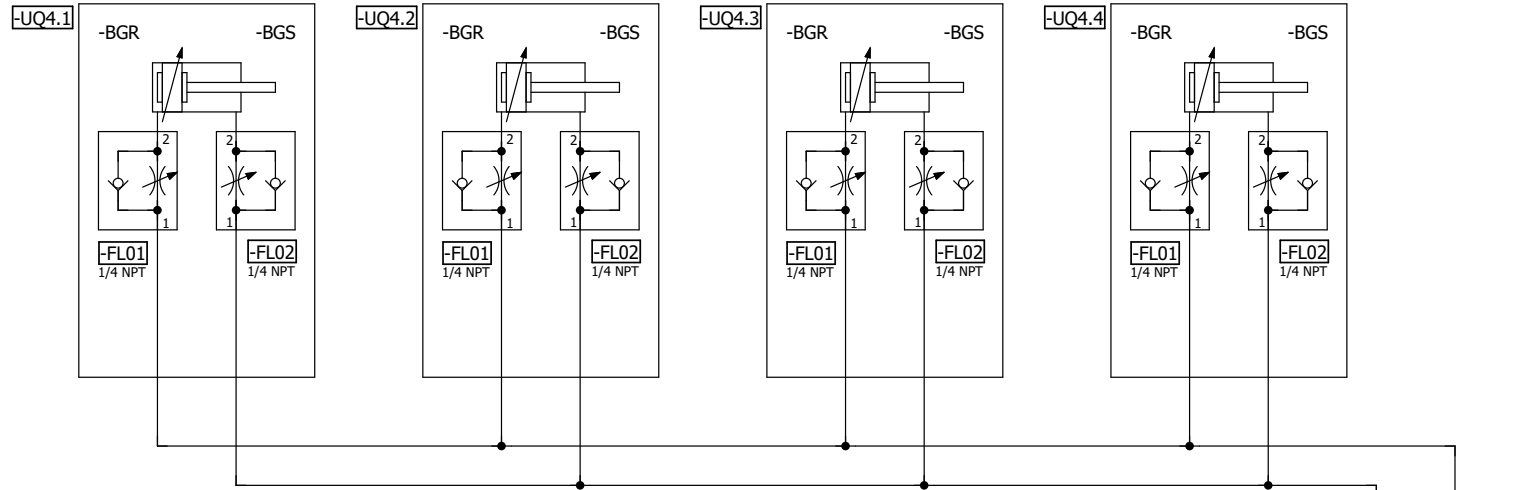
=V1WR1UQ51
-UQ2-QN2.2
Y & Z Clamps 2
(SET)

=V1WR1UQ51UQ3/1

		Date	9/26/2022	Volvo Trucks North America		Valiant Machine & Tool	Y & Z Clamps 2		Drawing name: = 2V06&MFS-PNEU		= V1WR1UQ51UQ2	
		Ed.	MKLEPADLO	P6700 Rear Wall - Robot Cell 2V06			Scale 1:1		Document type: MFS		+ V1WR1UQ51	
Modification	Date	Name	Original	Replacement of	Replaced by			Project nr: 22-16148		Page	1	
										229		



=V1WR1UQ51UQ2/1		Date	9/26/2022	Volvo Trucks North America	Valiant Machine & Tool	Drawing name:	= 2V06&MFS-PNEU	= V1WR1UQ51UQ3		
		Ed.	MKLEPADLO				Document type:	MFS	+ V1WR1UQ51	
Modification	Date	Name	Original	Replacement of	Replaced by	Scale 1:1	Project nr:	22-16148	Page	1
									229	

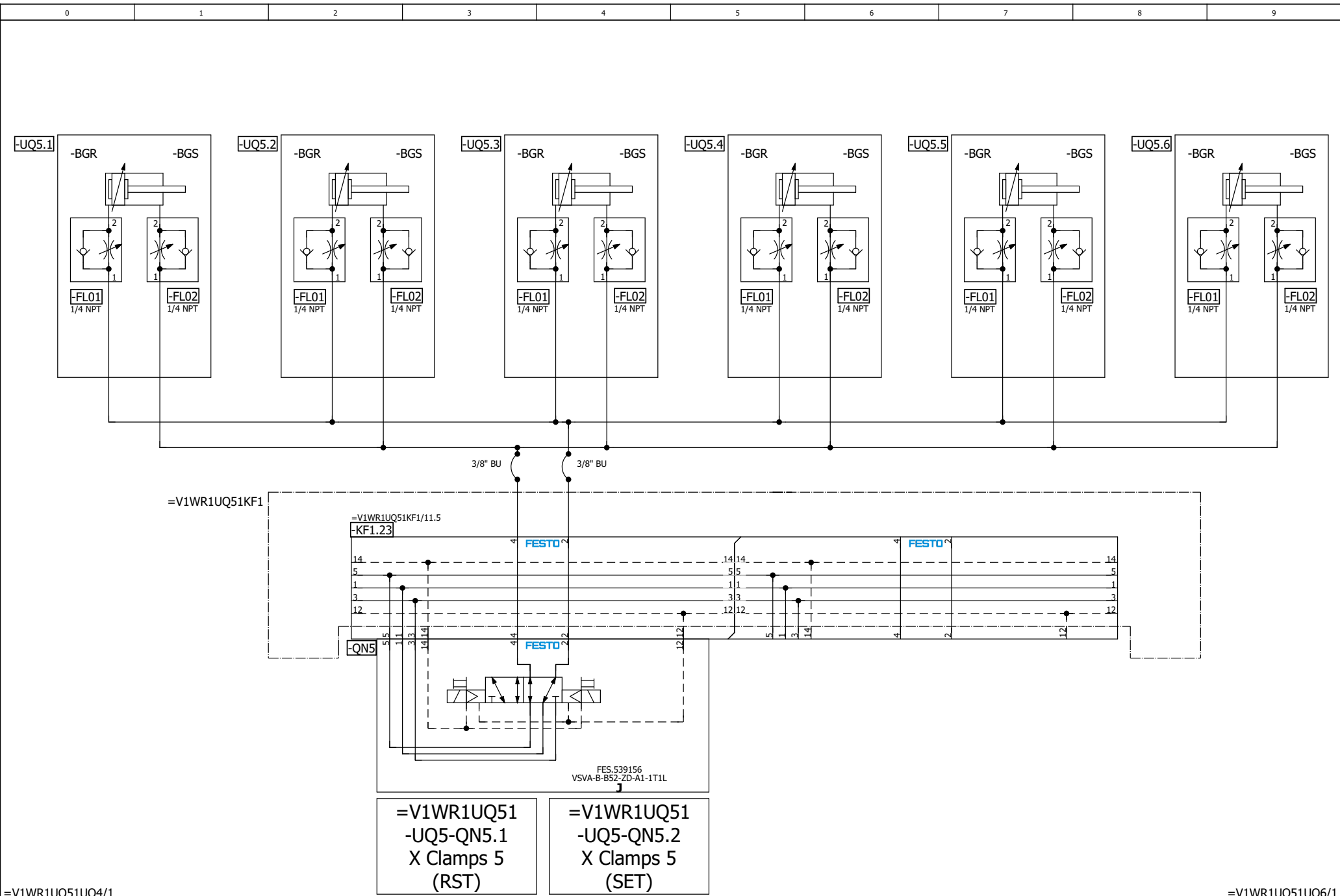


=V1WR1UQ51
-UQ4-QN4.1
X Clamps 4
(RST)

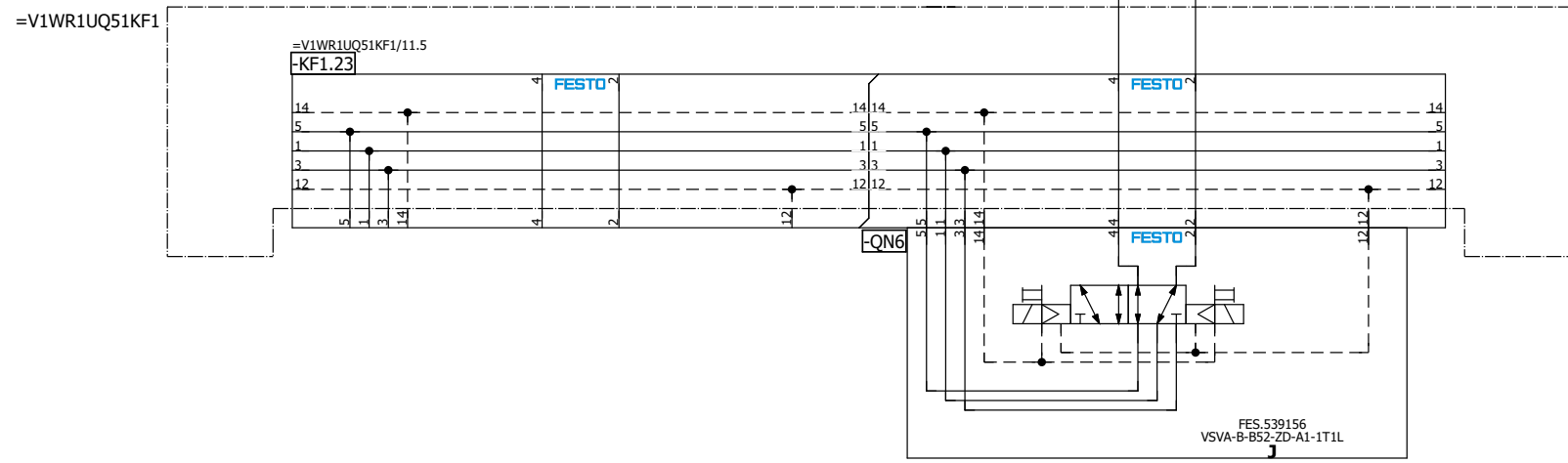
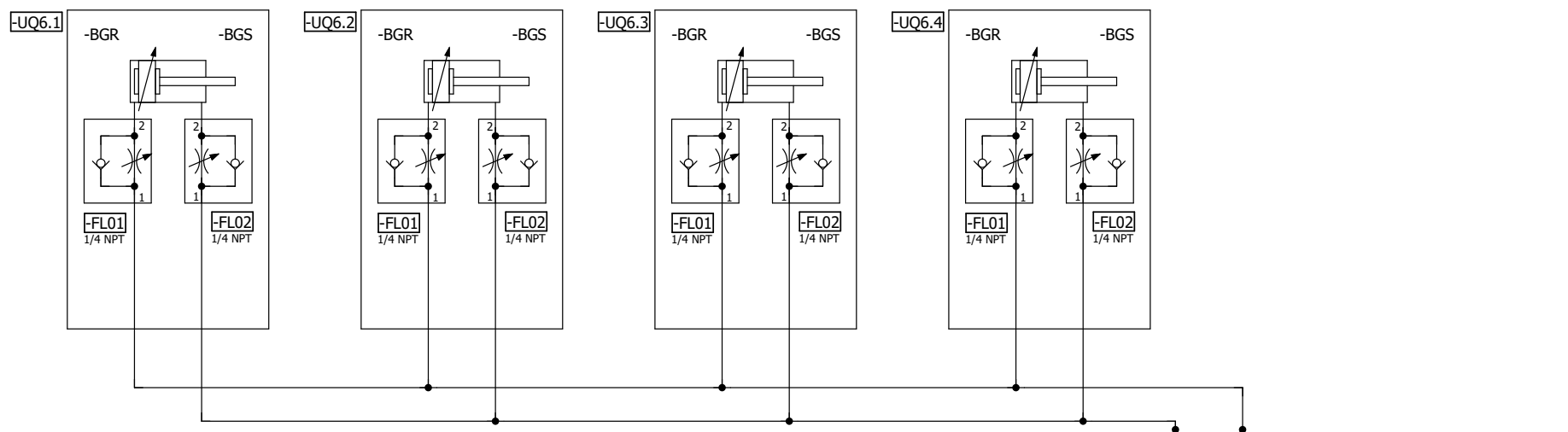
=V1WR1UQ51
-UQ4-QN4.2
X Clamps 4
(SET)

=V1WR1UQ51UQ5/1

=V1WR1UQ51UQ3/1		Date	9/26/2022	Volvo Trucks North America	Valiant Machine & Tool	X Clamps 4	Drawing name:		= V1WR1UQ51UQ4
		Ed.	MKLEPADLO				= 2V06&MFS-PNEU		+ V1WR1UQ51
		Appr		P6700 Rear Wall - Robot Cell 2V06	Scale 1:1		Document type:	Project nr:	Page 1
Modification	Date	Name	Original	Replacement of		Replaced by		MFS	22-16148



		Date	9/26/2022	Volvo Trucks North America		Valiant Machine & Tool		Drawing name: = 2V06&MFS-PNEU		= V1WR1UQ51UQ5 + V1WR1UQ51	
		Ed.	MKLEPADLO	P6700 Rear Wall - Robot Cell 2V06		X Clamps 5		Document type: MFS		Project nr: 22-16148	
Modification	Date	Name	Original	Replacement of	Replaced by	Scale 1:1				Page	1
											229

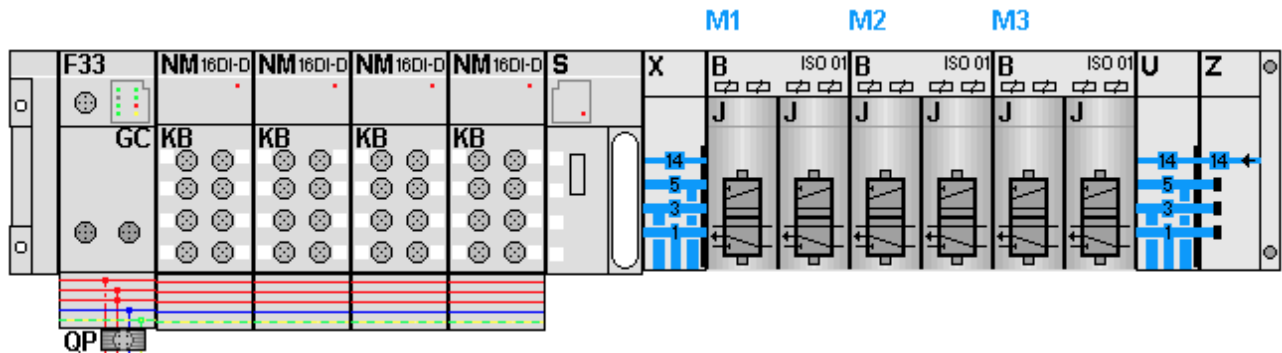


=V1WR1UQ51
-UQ6-QN6.1
X Clamps 6
(RST)

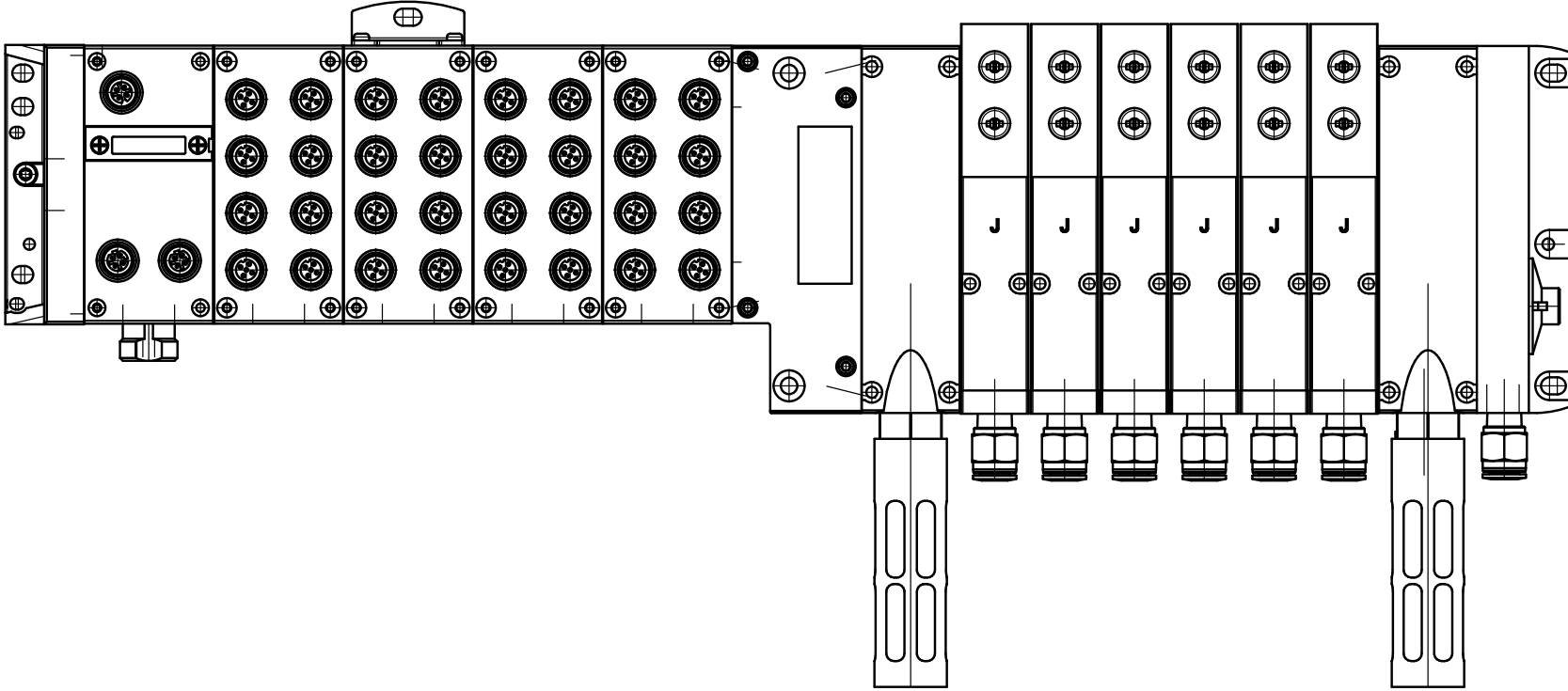
=V1WR1UQ51
-UQ6-QN6.2
X Clamps 6
(SET)

=V1WR1UQ52KF1+.WR1UQ52/5

=V1WR1UQ51UQ5/1		Date	9/26/2022	Volvo Trucks North America	Valiant Machine & Tool	X Clamps 6	Drawing name:	= 2V06&MFS-PNEU	= V1WR1UQ51UQ6			
		Ed.	MKLEPADLO						+ V1WR1UQ51			
		Appr		P6700 Rear Wall - Robot Cell 2V06	Scale 1:1		Document type:	MFS	Project nr:	22-16148	Page	1
Modification	Date	Name	Original	Replacement of			Replaced by					

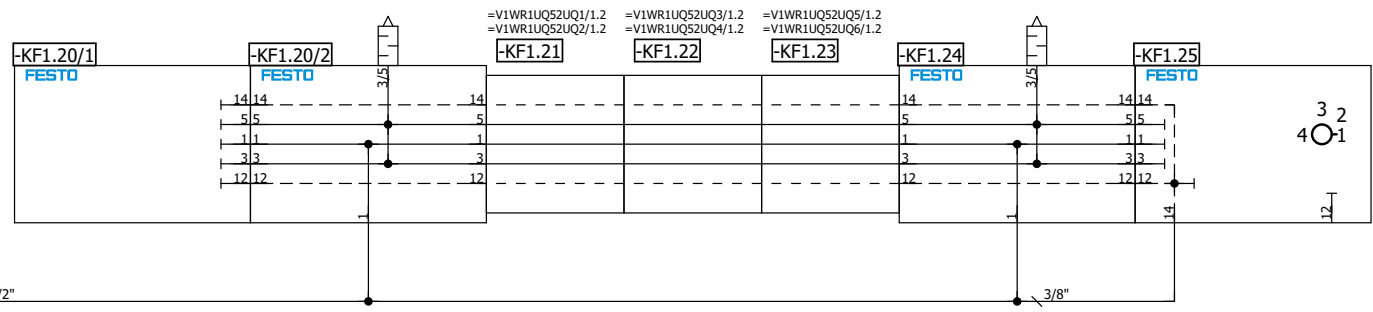
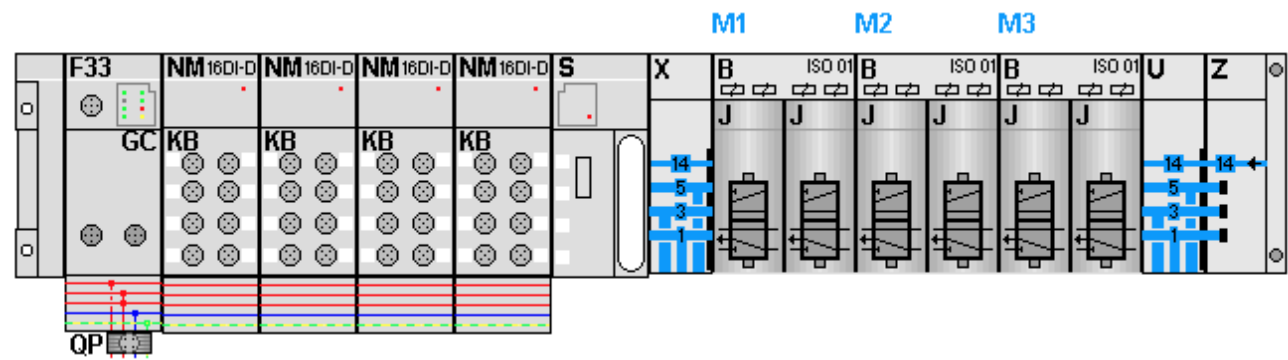


KF1.0



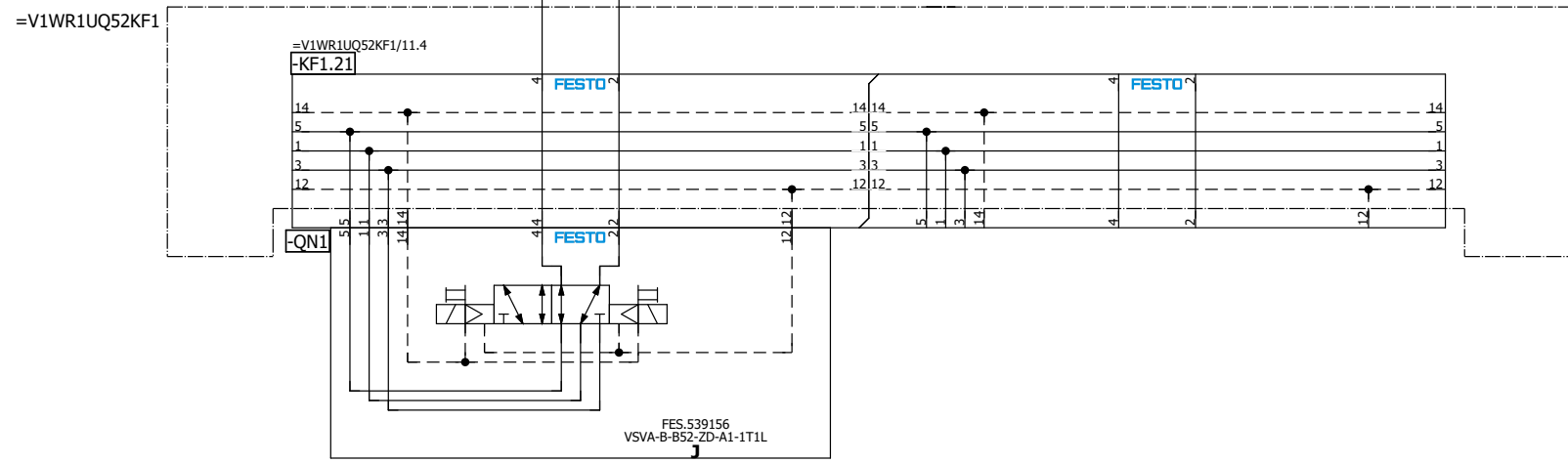
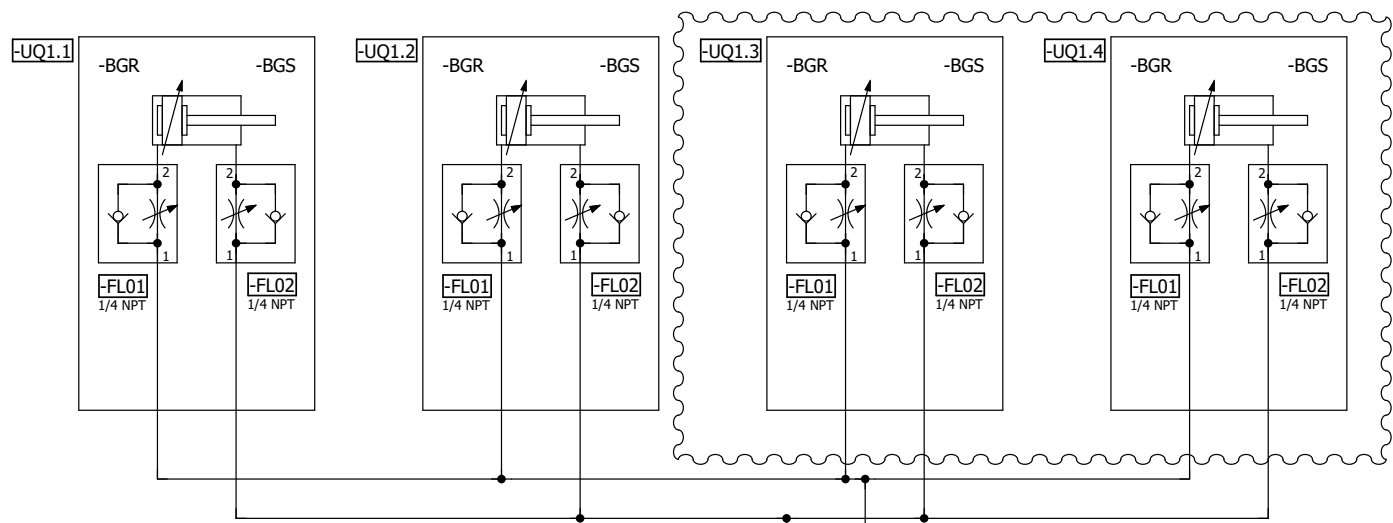
=V1WR1UQ51UQ6+.WR1UQ51/1

		Date	9/26/2022	Volvo Trucks North America		Valiant Machine & Tool	AIR SUPPLY CONFIGURATION		Drawing name: = 2V06&MFS-PNEU		= V1WR1UQ52KF1 + V1WR1UQ52	
		Ed.	MKLEPADLO	P6700 Rear Wall - Robot Cell 2V06			Scale 1:1			Document type: MFS		Project nr: 22-16148
Modification	Date	Name	Original	Replacement of	Replaced by					Page	5 229	



=V1WR1UQ52UQ1/1

5		Date: 9/26/2022		Volvo Trucks North America		Valiant Machine & Tool		AIR SUPPLY		Drawing name: = 2V06&MFS-PNEU		= V1WR1UQ52KF1	
		Ed: MKLEPADLO				Scale 1:1				Document type: MFS		+ V1WR1UQ52	
Modification		Date		Name		Replacement of		Replaced by		Project nr: 22-16148		Page 11	
										22-16148		229	



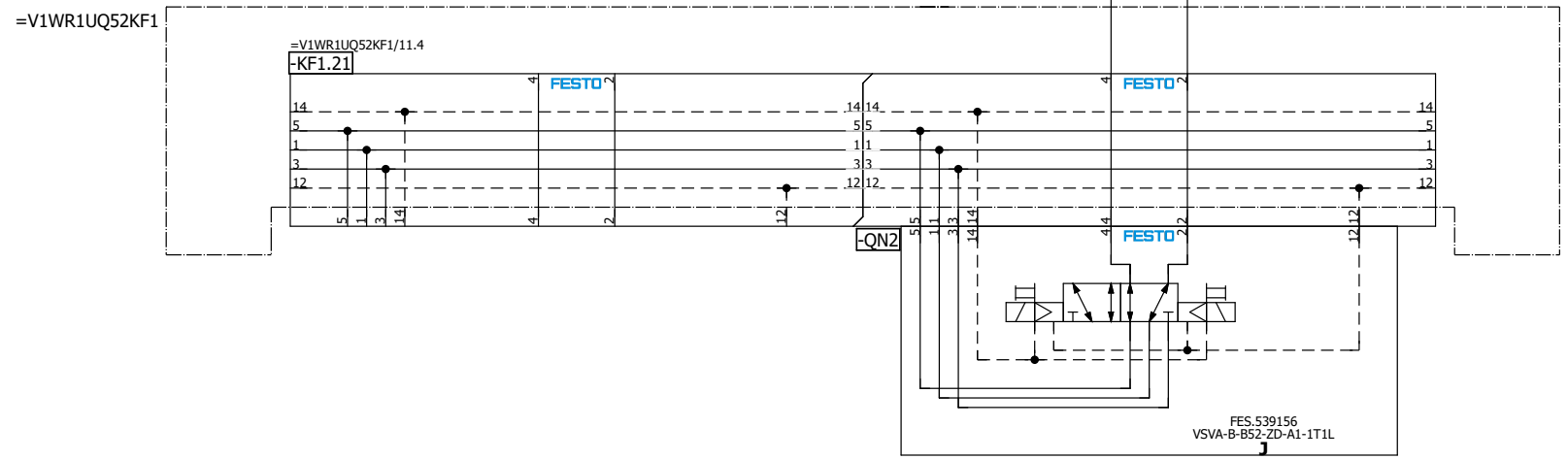
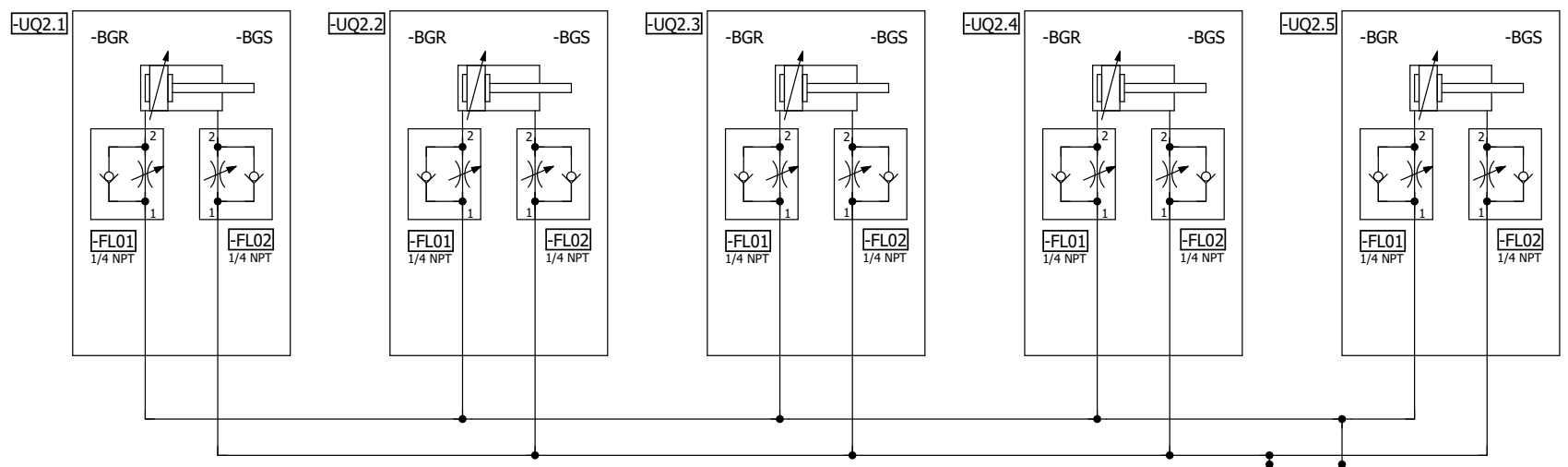
=V1WR1UQ52
-UQ1-QN1.1
X & Z Clamps 1
(RST)

=V1WR1UQ52
-UQ1-QN1.2
X & Z Clamps 1
(SET)

=V1WR1UQ52KF1/11

=V1WR1UQ52UQ2/1

Date	12/5/2022	Volvo Trucks North America	Valiant Machine & Tool	X & Z Clamps 1		Drawing name:	= 2V06&MFS-PNEU	= V1WR1UQ52UQ1
Ed.	KMAFFRE					= 2V06&MFS-PNEU		+ V1WR1UQ52
Appr		P6700 Rear Wall - Robot Cell 2V06				Document type:	MFS	Project nr:
Original		Replacement of	Replaced by	Scale 1:1		22-16148		Page 1
Modification	Date	Name						229

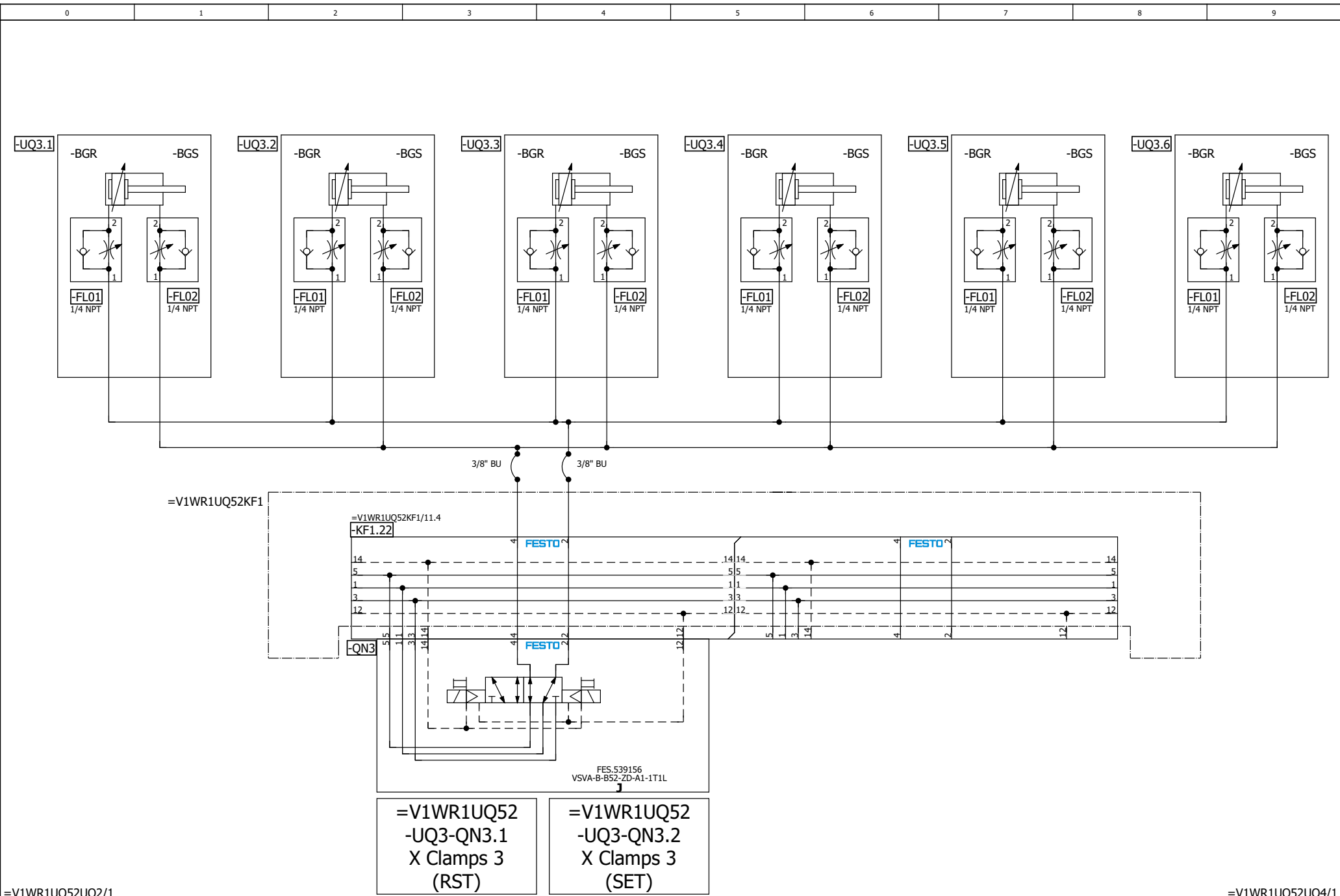


=V1WR1UQ52
-UQ2-QN2.1
X & Z Clamps 2
(RST)

=V1WR1UQ52
-UQ2-QN2.2
X & Z Clamps 2
(SET)


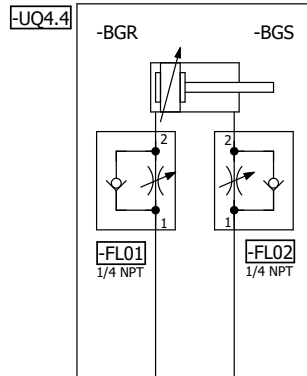
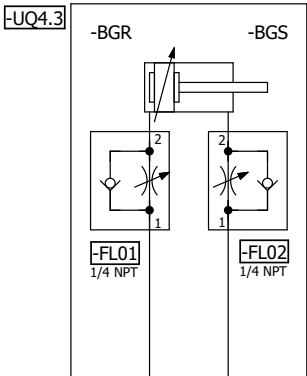
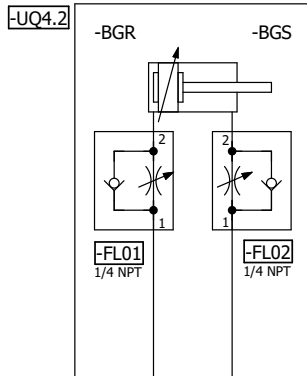
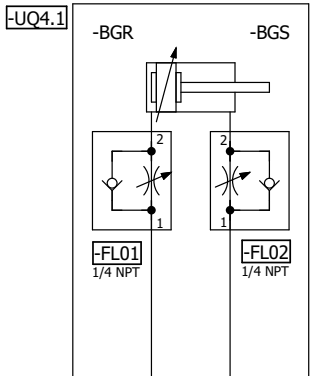
=V1WR1UQ52UQ3/1

=V1WR1UQ52UQ1/1		Date	9/26/2022	Volvo Trucks North America	Valiant Machine & Tool	Drawing name:	= 2V06&MFS-PNEU	= V1WR1UQ52UQ2	
		Ed.	MKLEPADLO				Document type:	MFS	+ V1WR1UQ52
Modification	Date	Name	Original	Replacement of	Replaced by	Project nr:	22-16148	Page	1
					Scale 1:1				229

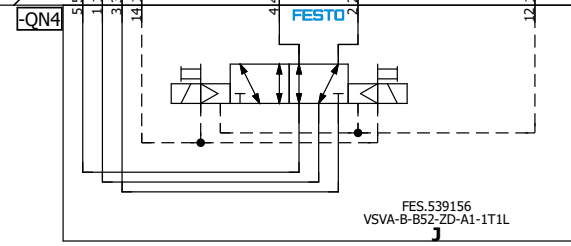
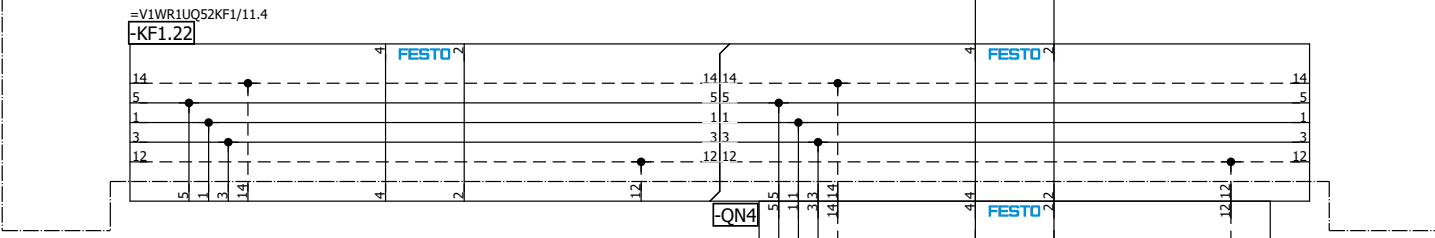


=V1WR1UQ52UQ2/1		Date	9/26/2022	Volvo Trucks North America	Valiant Machine & Tool	X Clamps 3	Drawing name:	= 2V06&MFS-PNEU	= V1WR1UQ52UQ3			
		Ed.	MKLEPADLO						+ V1WR1UQ52			
		Appr		P6700 Rear Wall - Robot Cell 2V06	Scale 1:1		Document type:	MFS	Project nr:	22-16148	Page	1
Modification	Date	Name	Original	Replacement of		Replaced by						229

=V1WR1UQ52UQ4/1



=V1WR1UQ52KF1



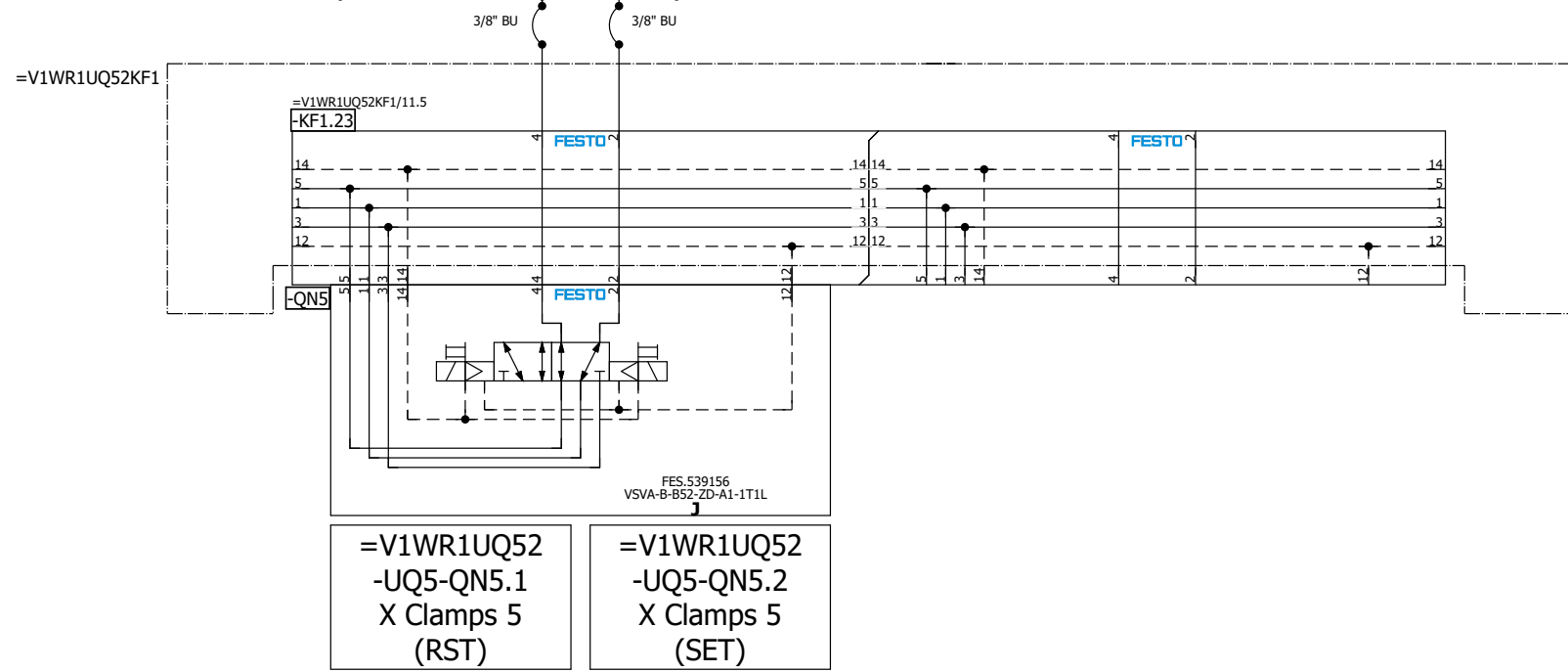
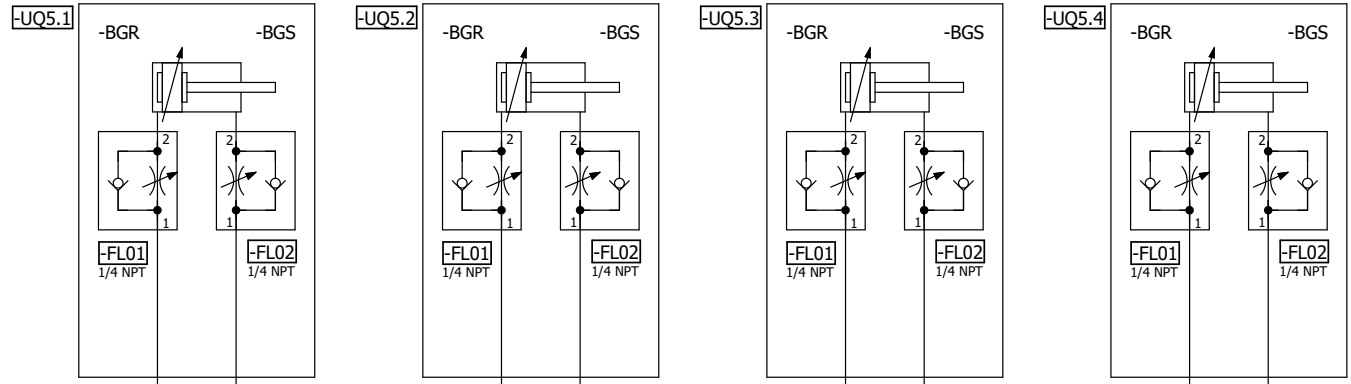
=V1WR1UQ52
-UQ4-QN4.1
X Clamps 4
(RST)

=V1WR1UQ52
-UQ4-QN4.2
X Clamps 4
(SET)

=V1WR1UQ52UQ5/1

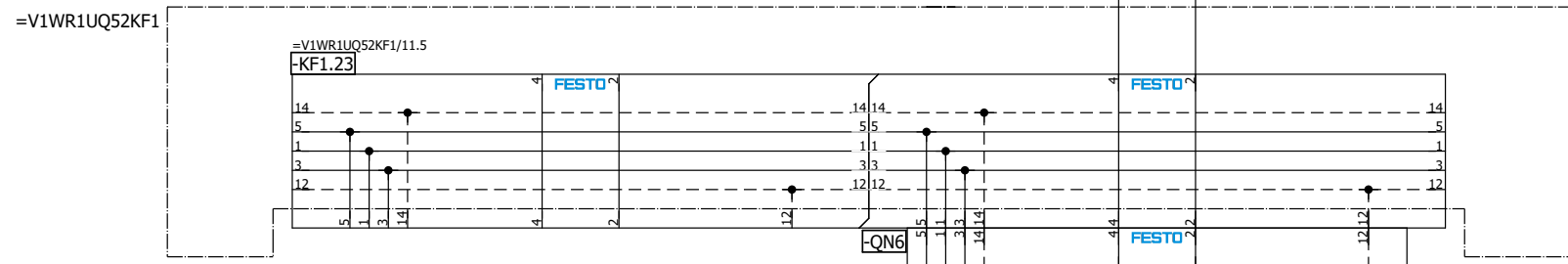
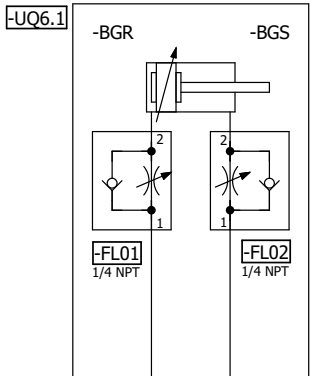
=V1WR1UQ52UQ3/1

Date	9/26/2022	Volvo Trucks North America	Valiant Machine & Tool	X Clamps 4	Drawing name:	= 2V06&MFS-PNEU	= V1WR1UQ52UQ4
Ed.	MKLEPADLO				Document type:	MFS	+ V1WR1UQ52
Appr		P6700 Rear Wall - Robot Cell 2V06	Scale 1:1		Project nr:	22-16148	Page 1
Modification	Date	Name	Original	Replacement of	Replaced by		229



=V1WR1UQ52UQ4/1		Date: 9/26/2022		Volvo Trucks North America		Valiant Machine & Tool		Drawing name: =2V06&MFS-PNEU		= V1WR1UQ52UQ5	
		Ed: MKLEPADLO				X Clamps 5		Document type: MFS		+ V1WR1UQ52	
		Appr:		P6700 Rear Wall - Robot Cell 2V06		Scale 1:1		Project nr: 22-16148		Page 1	
Modification		Date		Replacement of		Replaced by		MFS		22-16148	
		Name								229	

=V1WR1UQ52UQ6/1




=V1WR1UQ52
-UQ6-QN6.1
Shot Pin 6
(RST)

=V1WR1UQ52
-UQ6-QN6.2
Shot Pin 6
(SET)

FES.539156
V5VA-B-B52-ZD-A1-1T1L

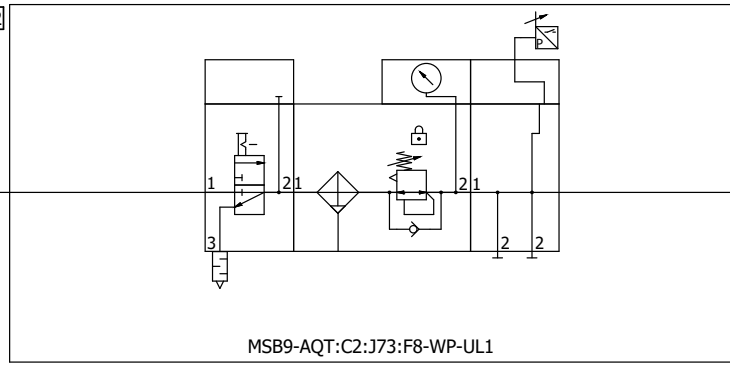
=V1WR1UQ52UQ5/1

=V1WR2+KH1/1

Date	9/26/2022	Volvo Trucks North America	 Valiant Machine & Tool	Shot Pin 6	Drawing name:	= 2V06&MFS-PNEU	= V1WR1UQ52UQ6	
Ed.	MKLEPADLO	P6700 Rear Wall - Robot Cell 2V06			Document type:	MFS	Project nr:	22-16148
Modification	Date	Name	Original	Replacement of	Replaced by	Scale 1:1	Page 1	229

A2

=KH0+KH0/1.7 / +V1WR2KH1-P1



MSB9-AQT:C2:J73:F8-WP-UL1

1"

Turn table slip ring

1/2"


+V1WR2UQ51-P1 / =V1WR2UQ51KF1+V1WR2UQ51/11.0

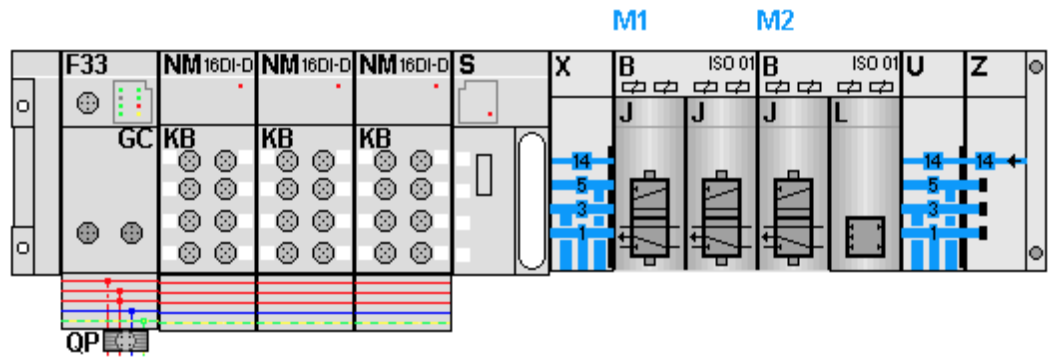
1/2"

+V1WR2UQ52-P1 / =V1WR2UQ52KF1+V1WR2UQ52/11.0

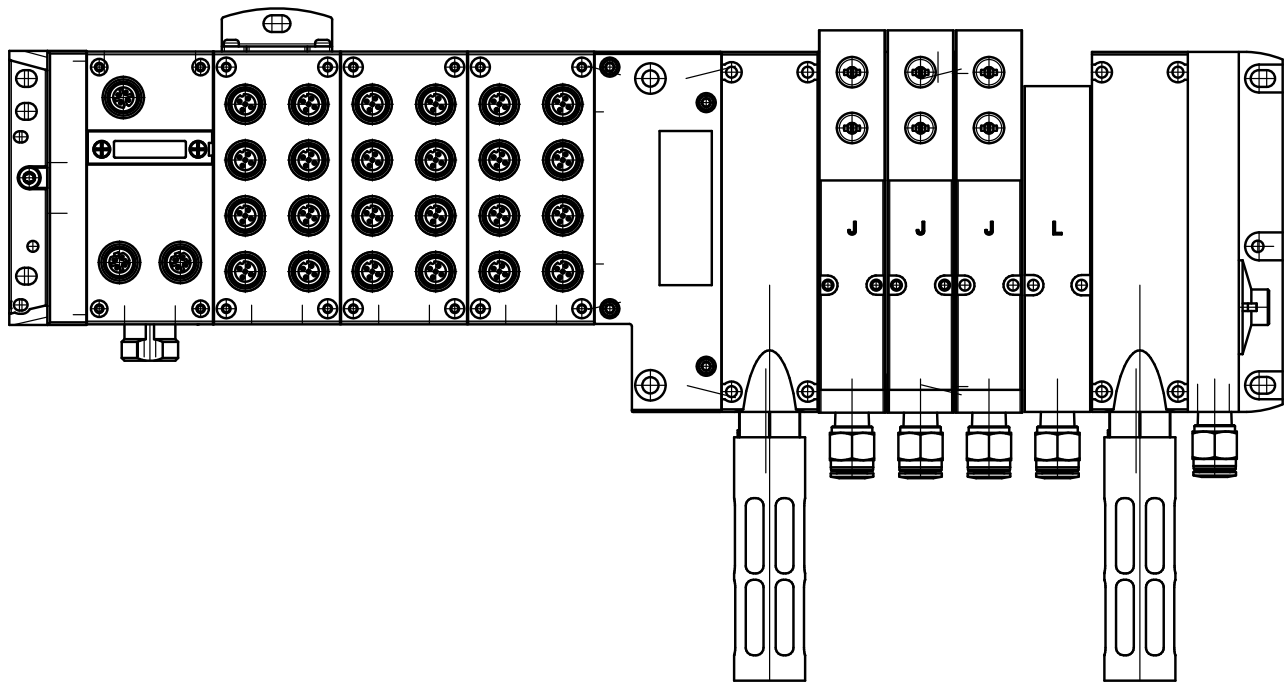
=V1WR1UQ52UQ6+V1WR1UQ52/1

=V1WR2UQ51KF1+V1WR2UQ51/5


			Date	10/31/2022	Volvo Trucks North America		 Valiant Machine & Tool	Incoming air supply (Turn Table)	Drawing name:		= V1WR2
			Ed.	KMAFFRE	P6700 Rear Wall - Robot Cell 2V06				= 2V06&MFS-PNEU		+ KH1
			Appr		Replacement of		Scale 1:1	Document type:	Project nr:	Page 1	
Modification	Date	Name	Original		Replaced by			MFS	22-16148	229	

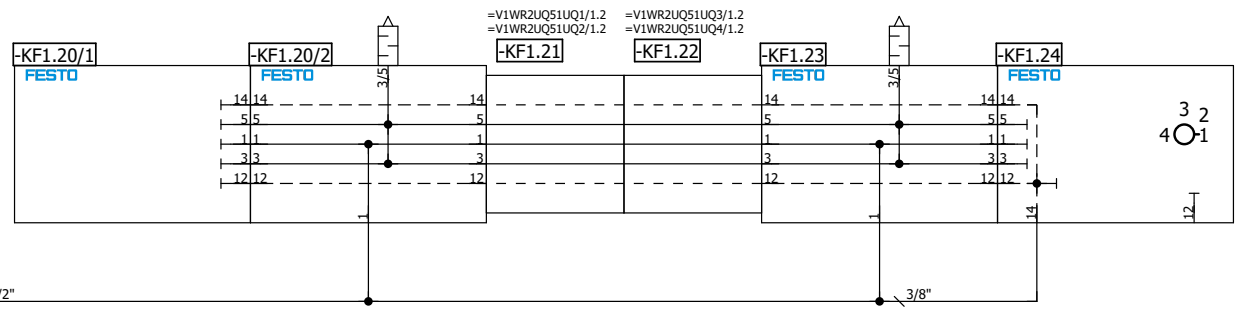
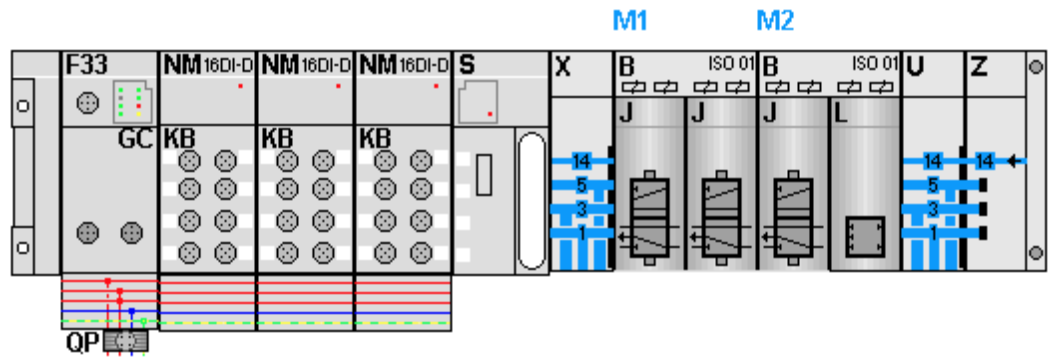


KF1.0



=V1WR2+KH1/1

		Date	9/26/2022	Volvo Trucks North America		 Valiant Machine & Tool	AIR SUPPLY CONFIGURATION		Drawing name: = 2V06&MFS-PNEU		= V1WR2UQ51KF1 + V1WR2UQ51	
		Ed.	MKLEPADLO	P6700 Rear Wall - Robot Cell 2V06			Scale 1:1			Document type:	Project nr:	Page
Modification	Date	Name	Original	Replacement of	Replaced by			MFS	22-16148	229		

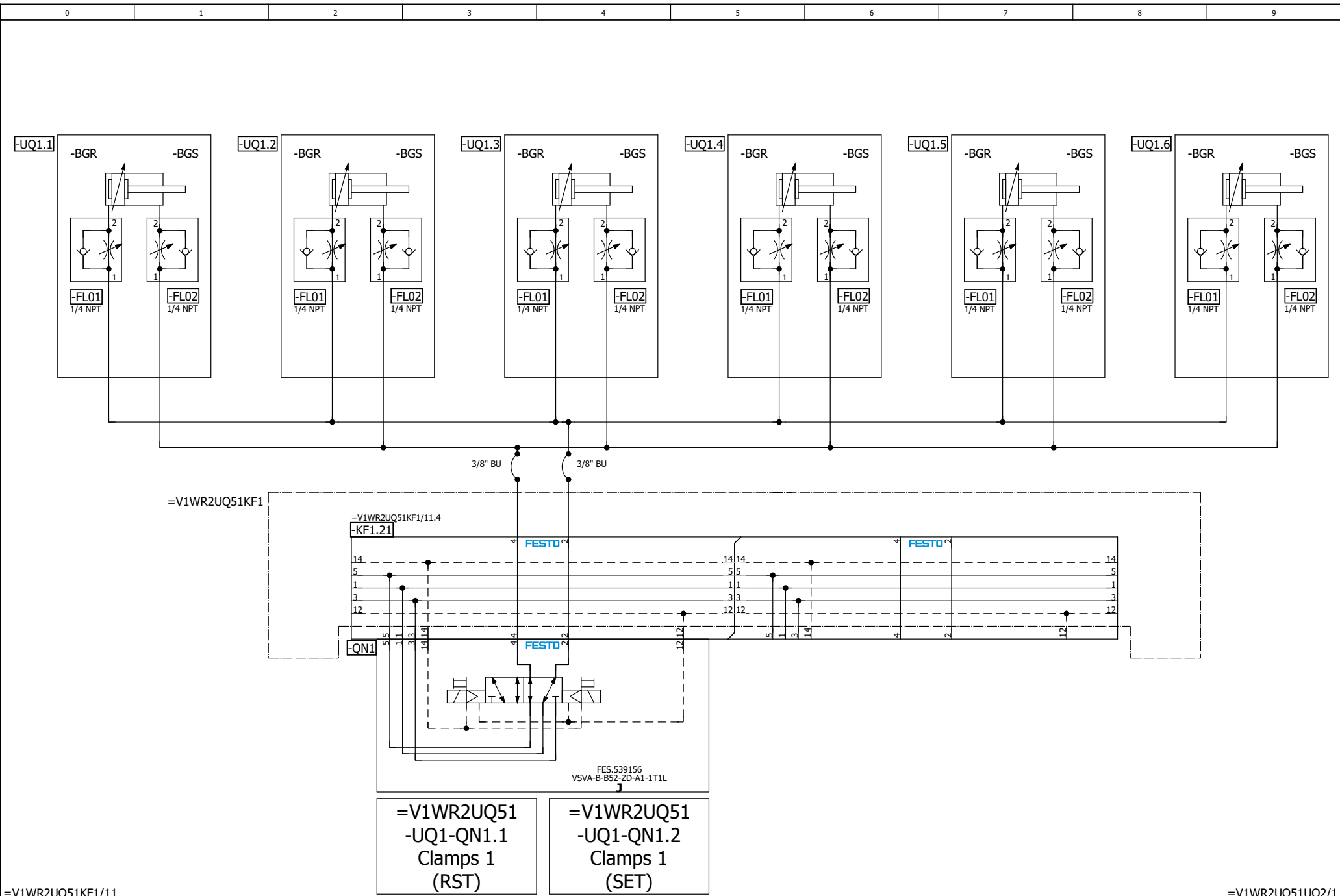


=V1WR2+KH1/1.6 / P1 → 1/2"

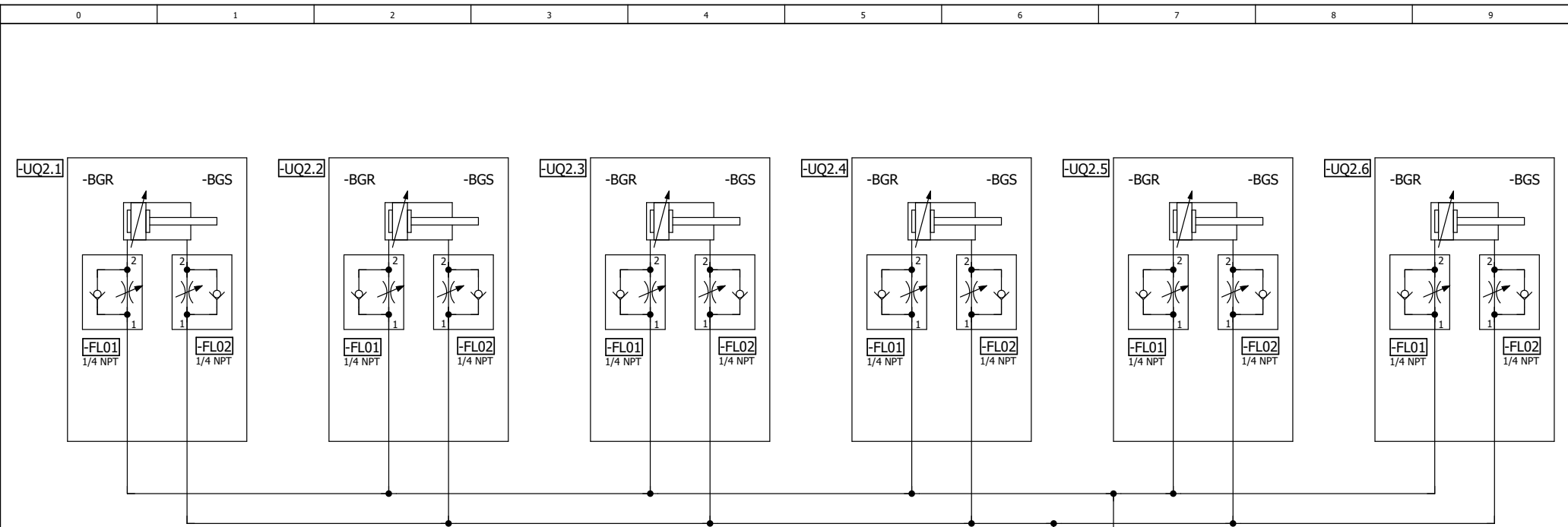
=V1WR2UQ51UQ1/1

5

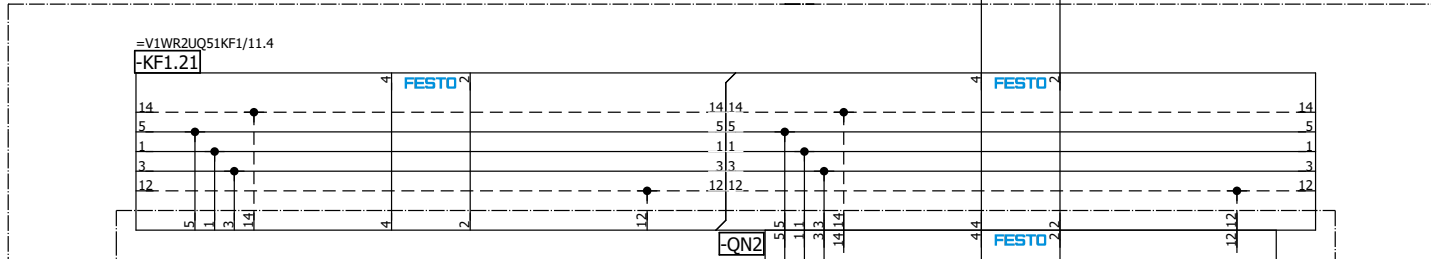
Date		9/26/2022		Volvo Trucks North America		Valiant Machine & Tool		AIR SUPPLY		Drawing name:		= V1WR2UQ51KF1	
Ed.		MKLEPADLO								= 2V06&MFS-PNEU		+ V1WR2UQ51	
Appr				P6700 Rear Wall - Robot Cell 2V06		Scale 1:1				Document type:		Project nr:	
Modification		Date		Name		Replacement of		Replaced by		MFS		22-16148	
											Page	11	
												229	



=V1WR2UQ51KF1/11		Date	9/26/2022	Volvo Trucks North America	Valiant Machine & Tool	Clamps 1	Drawing name:	= 2V06&MFS-PNEU	= V1WR2UQ51UQ1	
		Ed.	MKLEPADLO				Document type:	MFS	Project nr:	22-16148
Modification	Date	Name	Original	Replacement of	Replaced by	Scale 1:1			+ V1WR2UQ51	229



=V1WR2UQ51KF1

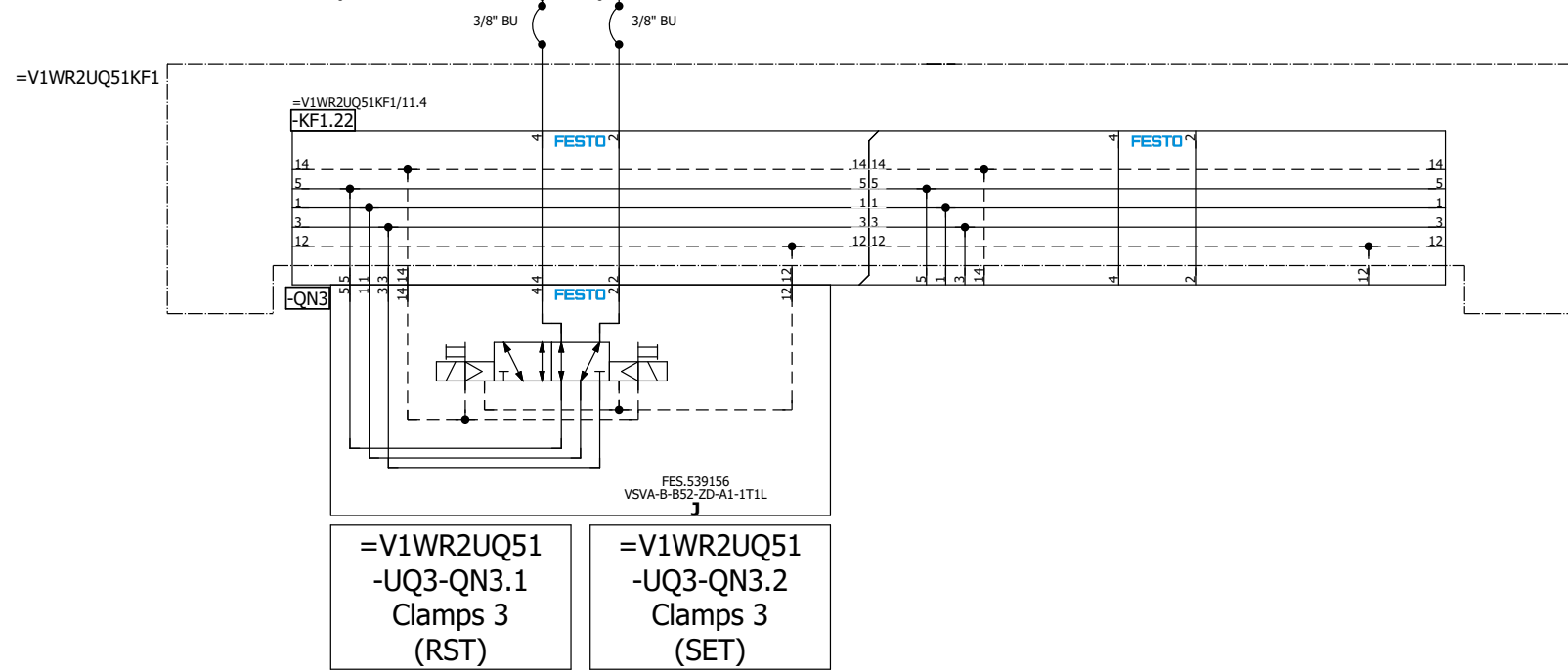
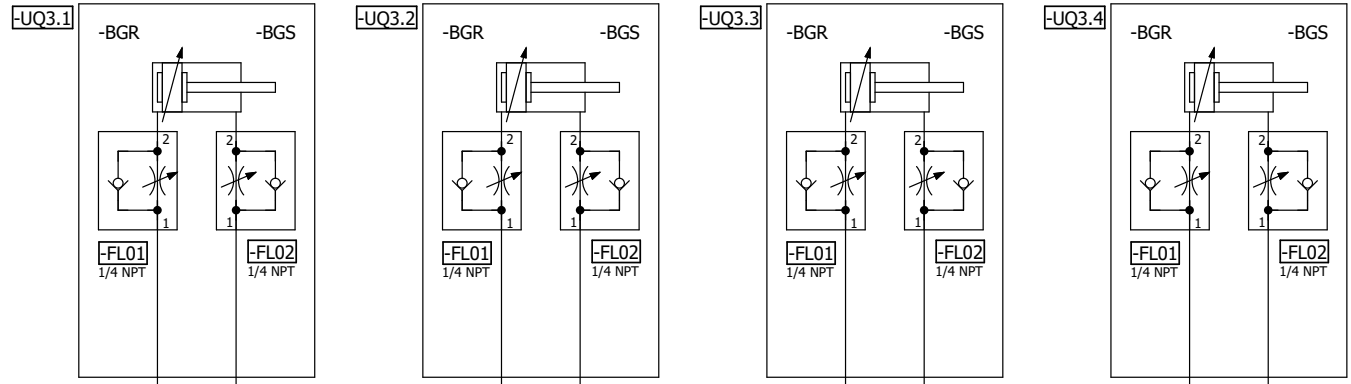


=V1WR2UQ51
-UQ2-QN2.1
Clamps 2
(RST)

=V1WR2UQ51
-UQ2-QN2.2
Clamps 2
(SET)

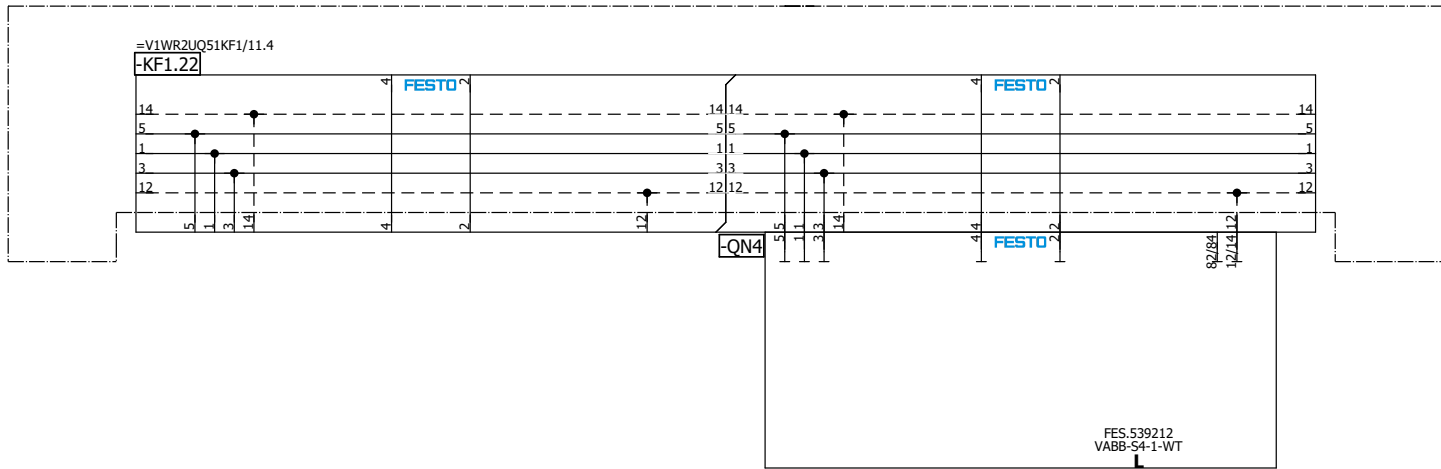
=V1WR2UQ51UQ3/1

		Date	9/26/2022	Volvo Trucks North America	Valiant Machine & Tool	Clamps 2		Drawing name:	= 2V06&MFS-PNEU	= V1WR2UQ51UQ2	
		Ed.	MKLEPADLO			Scale 1:1		Document type:	MFS	+ V1WR2UQ51	
		Appr		P6700 Rear Wall - Robot Cell 2V06			Project nr:	22-16148		Page	1
Modification	Date	Name	Original	Replacement of	Replaced by						229



=V1WR2UQ51UQ2/1		Date	9/26/2022	Volvo Trucks North America	Valiant Machine & Tool	Clamps 3	Drawing name:		= V1WR2UQ51UQ3
		Ed.	MKLEPADLO				= 2V06&MFS-PNEU		+ V1WR2UQ51
		Appr		P6700 Rear Wall - Robot Cell 2V06	Scale 1:1		Document type:	Project nr:	Page
Modification	Date	Name	Original	Replacement of		Replaced by		MFS	22-16148

=V1WR2UQ51KF1




=V1WR2UQ51KF1/11.4
-KF1.22

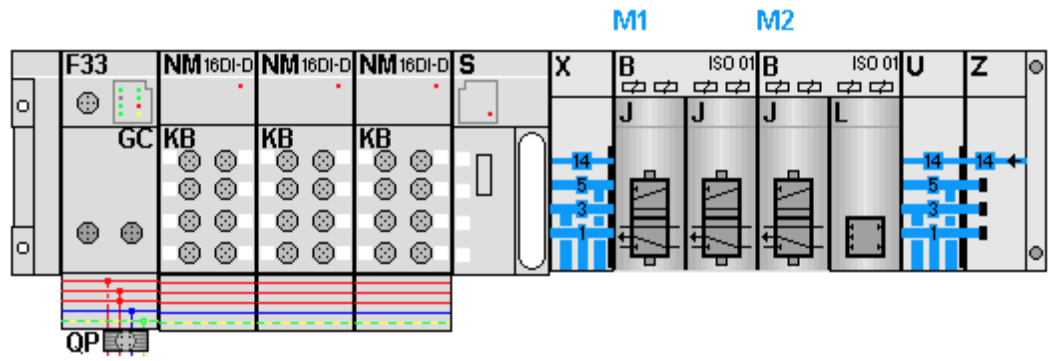
-QN4

FES.539212
VABB-S4-1-WT

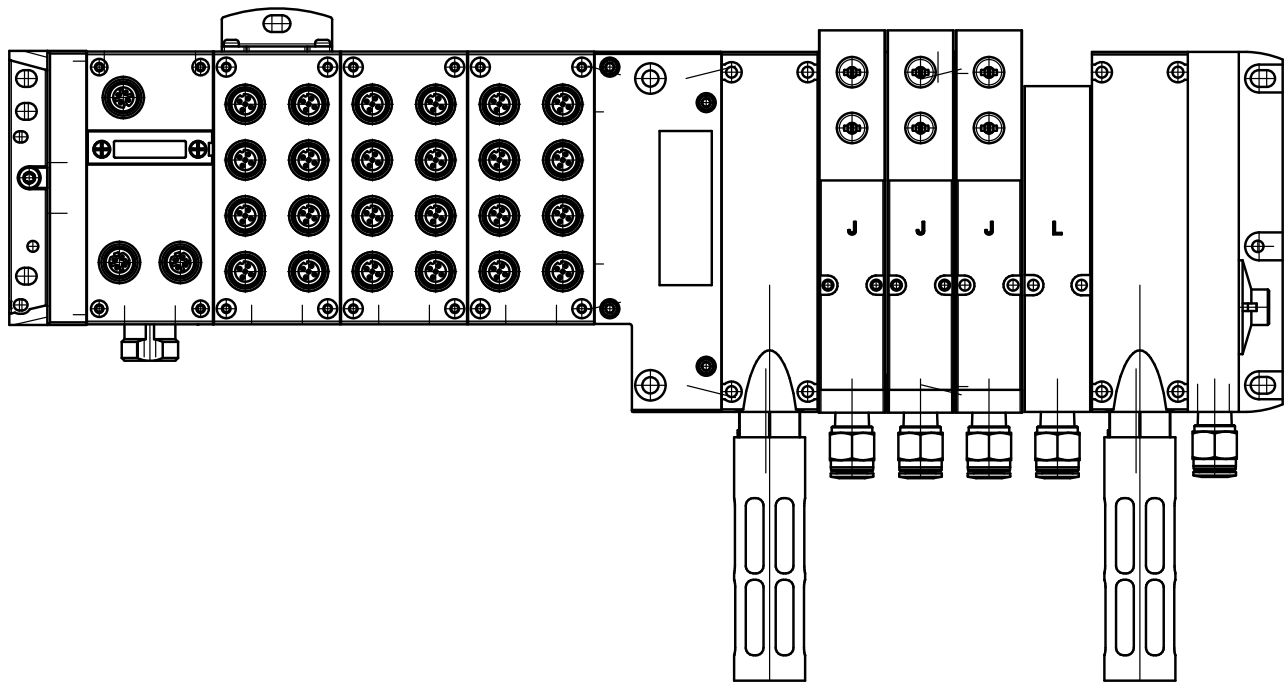
=V1WR2UQ51UQ3/1

=V1WR2UQ52KF1+.WR2UQ52/5


		Date	9/26/2022	Volvo Trucks North America		 Valiant Machine & Tool Spare	Drawing name:		= V1WR2UQ51UQ4
		Ed.	MKLEPADLO	P6700 Rear Wall - Robot Cell 2V06			= 2V06&MFS-PNEU		+ V1WR2UQ51
Modification	Date	Name	Original	Replacement of	Replaced by	Scale 1:1	Document type:	Project nr:	Page 1
							MFS	22-16148	229

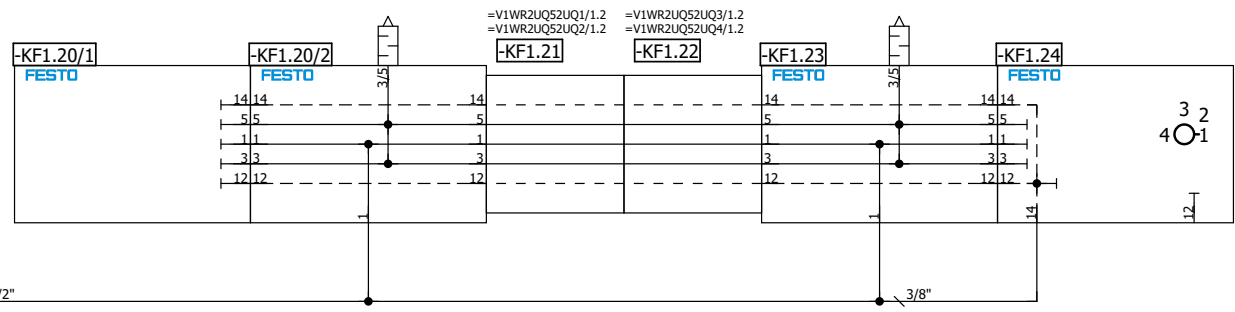
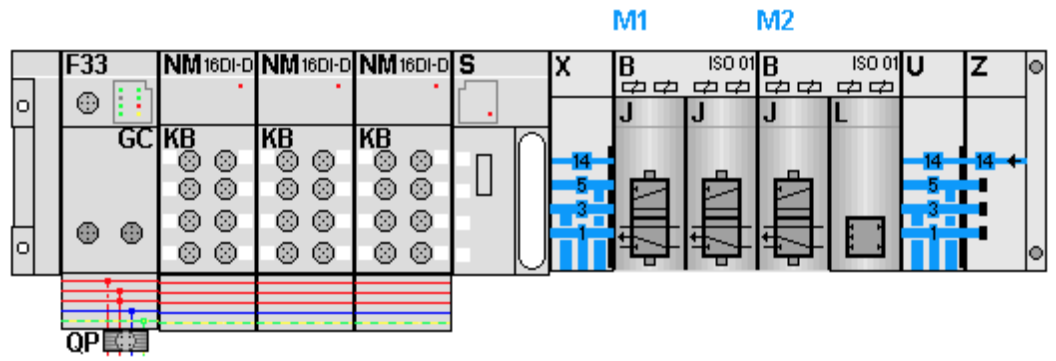


KF1.0



=V1WR2UQ51UQ4+.WR2UQ51/1

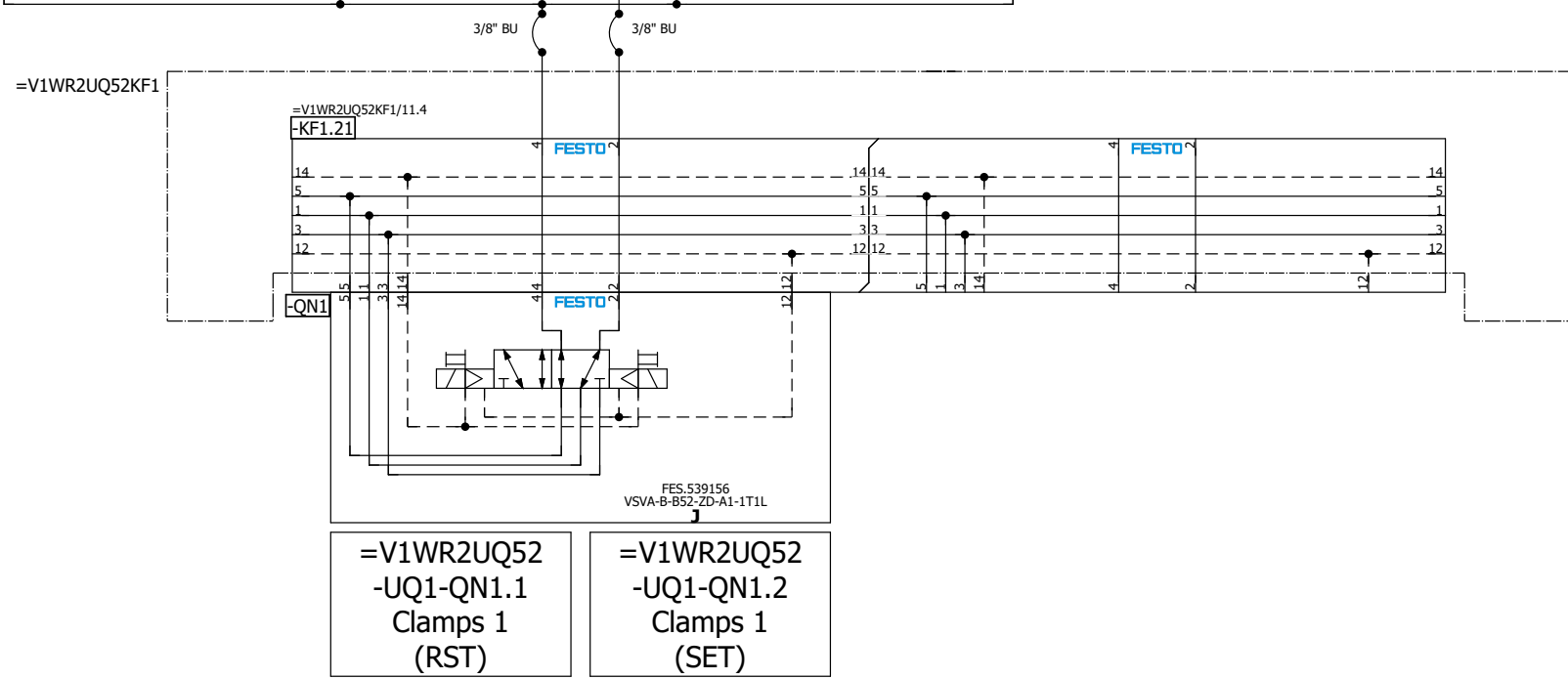
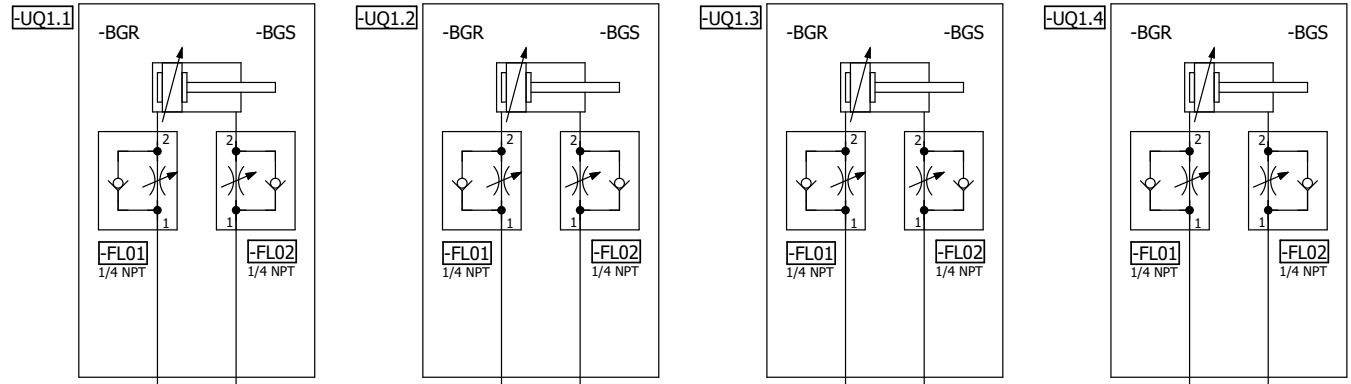
		Date	9/26/2022	Volvo Trucks North America		 Valiant Machine & Tool	AIR SUPPLY CONFIGURATION		Drawing name: = 2V06&MFS-PNEU		= V1WR2UQ52KF1 + V1WR2UQ52	
		Ed.	MKLEPADLO	P6700 Rear Wall - Robot Cell 2V06			Scale 1:1			Document type: MFS		Project nr: 22-16148
Modification	Date	Name	Original	Replacement of	Replaced by					Page		5
												229



5

=V1WR2UQ52UQ1/1

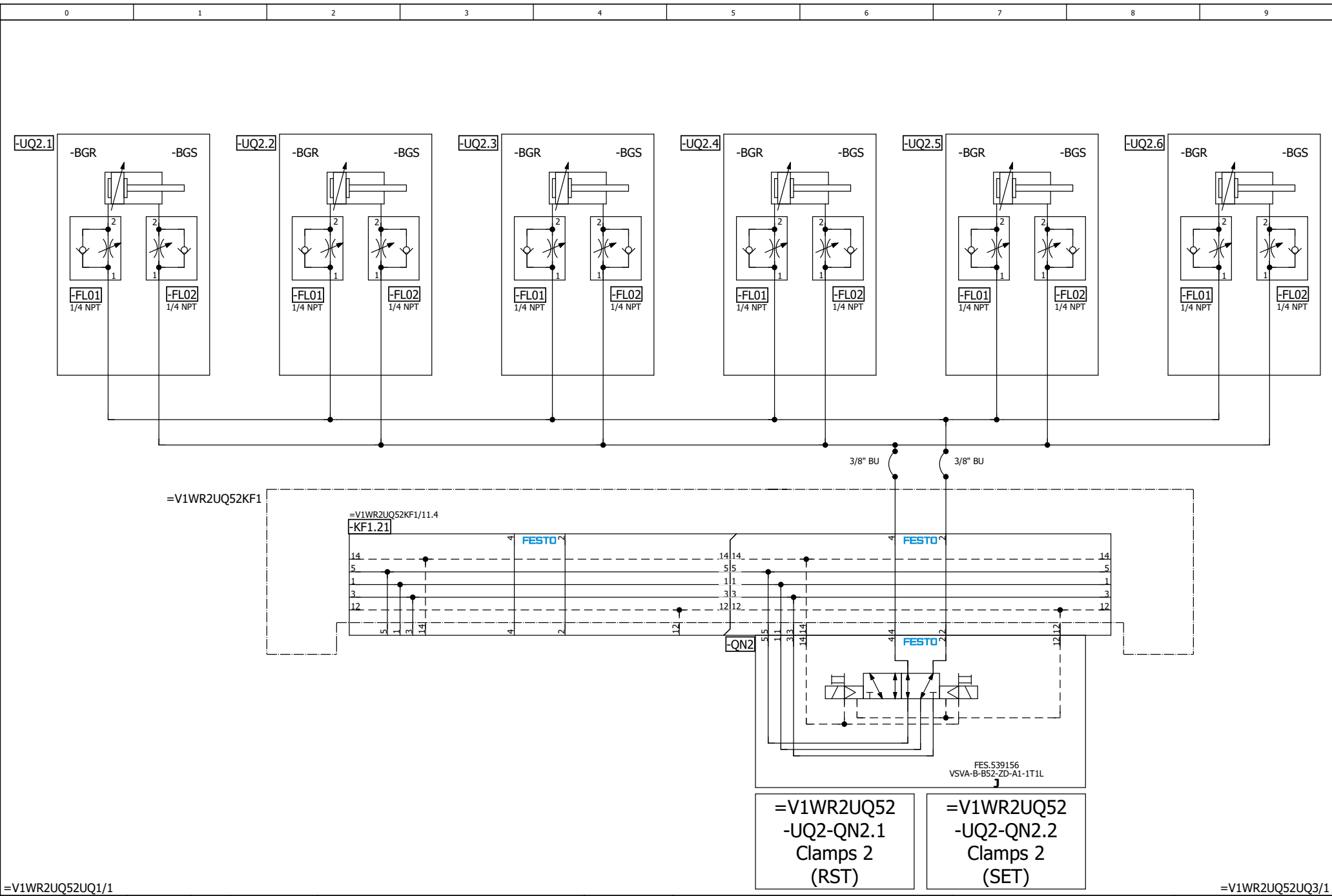
Date		9/26/2022		Volvo Trucks North America		Valiant Machine & Tool		AIR SUPPLY		Drawing name:		= 2V06&MFS-PNEU		= V1WR2UQ52KF1	
Ed.		MKLEPADLO								Document type:		Project nr:		Page 11	
Appr				P6700 Rear Wall - Robot Cell 2V06		Scale 1:1				MFS		22-16148		229	
Modification	Date	Name	Original	Replacement of	Replaced by										



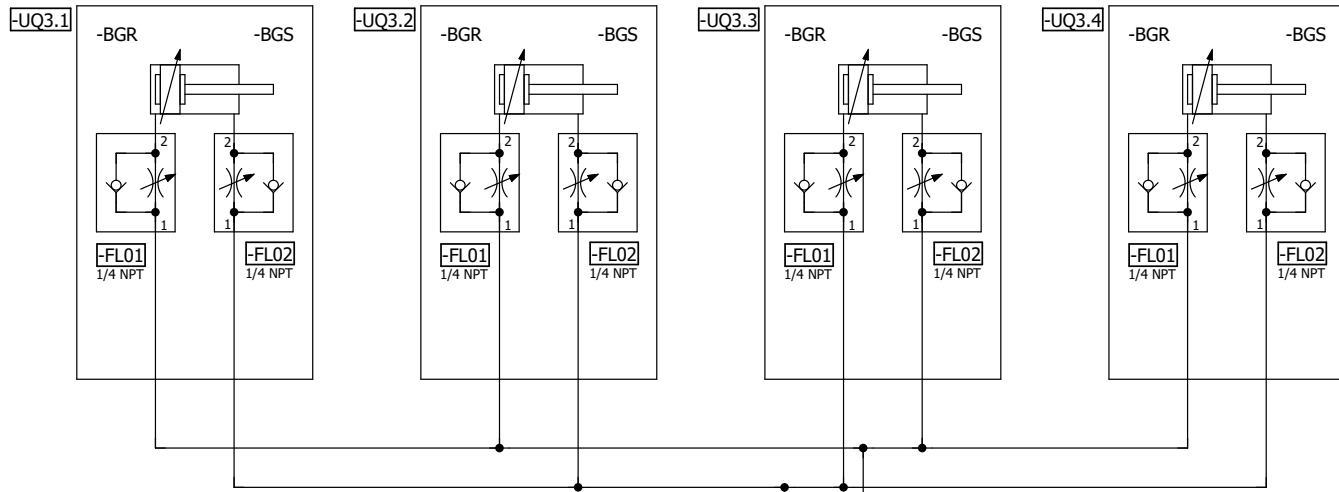
=V1WR2UQ52KF1/11

=V1WR2UQ52UQ2/1

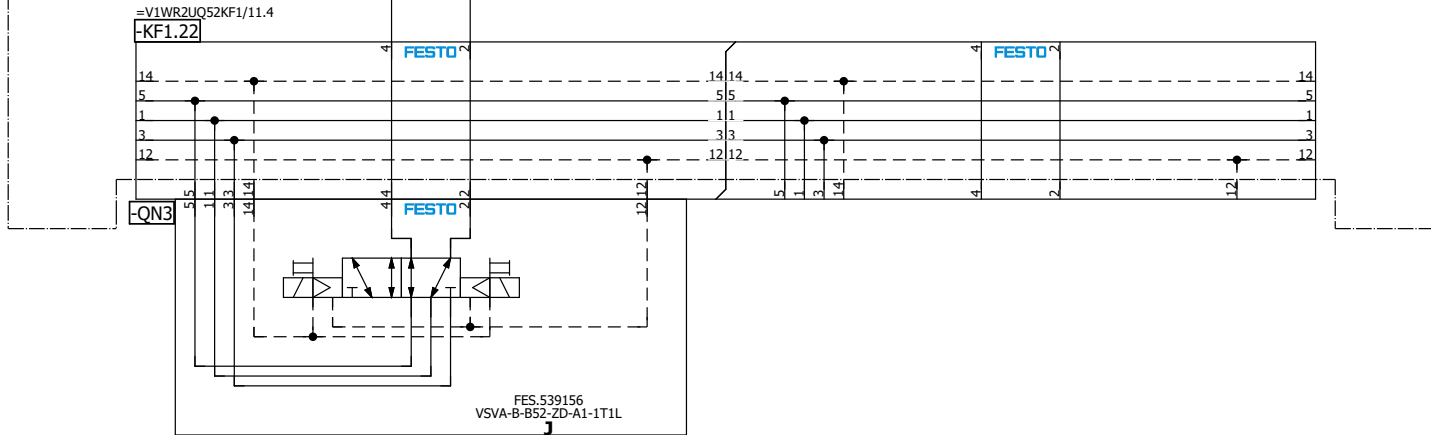
Date	9/26/2022	Volvo Trucks North America	Valiant Machine & Tool	Clamps 1	Drawing name:	= 2V06&MFS-PNEU	= V1WR2UQ52UQ1
Ed.	MKLEPADLO				Document type:	MFS	+ V1WR2UQ52
Appr		P6700 Rear Wall - Robot Cell 2V06	Scale 1:1		Project nr:	22-16148	Page 1
Modification	Date	Name	Original	Replacement of	Replaced by		229



=V1WR2UQ52UQ1/1		Date	9/26/2022	Volvo Trucks North America	Valiant Machine & Tool	Clamps 2	Drawing name:	= V1WR2UQ52UQ2	
		Ed.	MKLEPADLO					= 2V06&MFS-PNEU	+ V1WR2UQ52
		Appr		P6700 Rear Wall - Robot Cell 2V06	Scale 1:1		Document type:	MFS	
Modification	Date	Name	Original	Replacement of			Replaced by	Project nr:	22-16148
									229



=V1WR2UQ52KF1



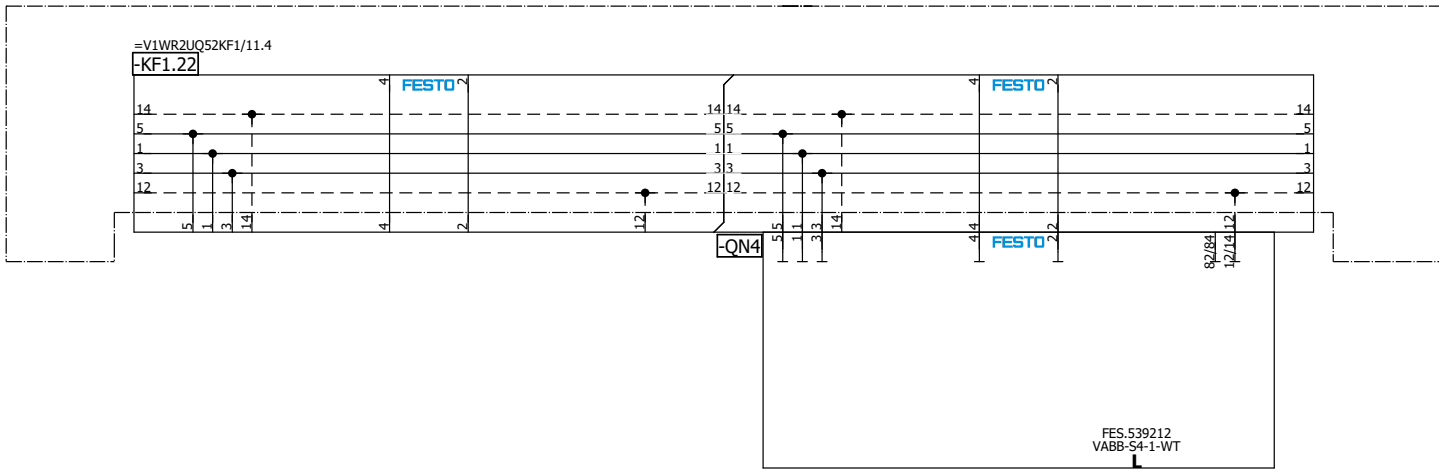
=V1WR2UQ52
-UQ3-QN3.1
Clamps 3
(RST)

=V1WR2UQ52
-UQ3-QN3.2
Clamps 3
(SET)

=V1WR2UQ52UQ4/1


		Date	9/26/2022	Volvo Trucks North America		Valiant Machine & Tool		Clamps 3		Drawing name: = 2V06&MFS-PNEU		= V1WR2UQ52UQ3 + V1WR2UQ52	
		Ed.	MKLEPADLO	P6700 Rear Wall - Robot Cell 2V06		Scale 1:1				Document type: MFS		Project nr: 22-16148	
Modification	Date	Name	Original	Replacement of	Replaced by							Page	1
													229

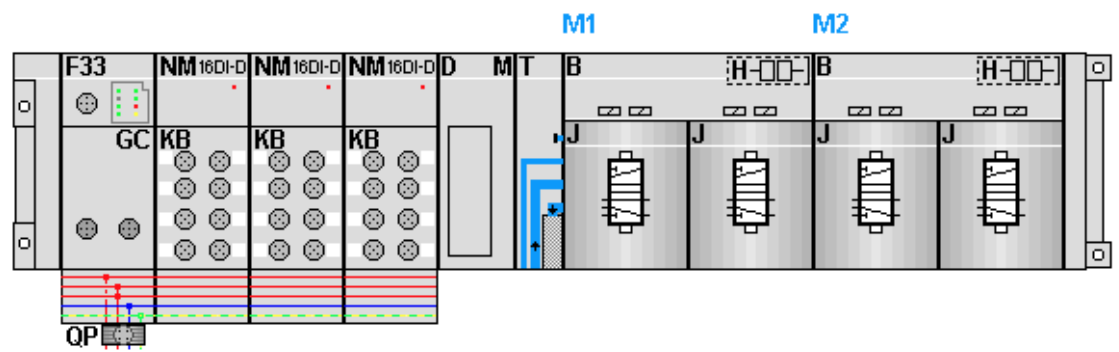
=V1WR2UQ52KF1



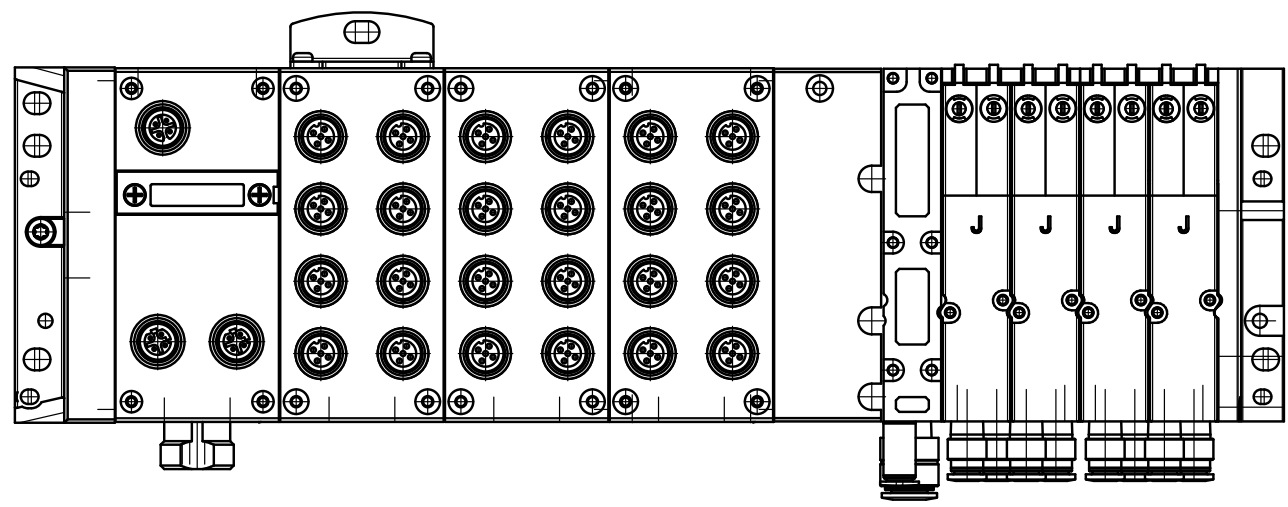
=V1WR2UQ52UQ3/1

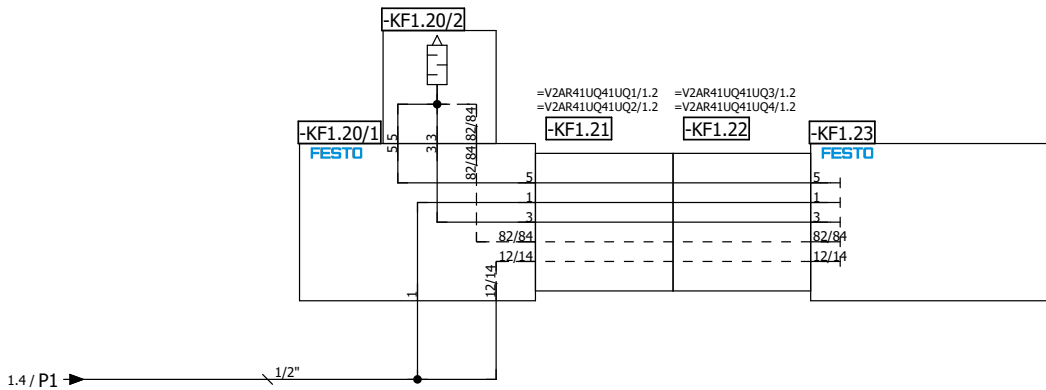
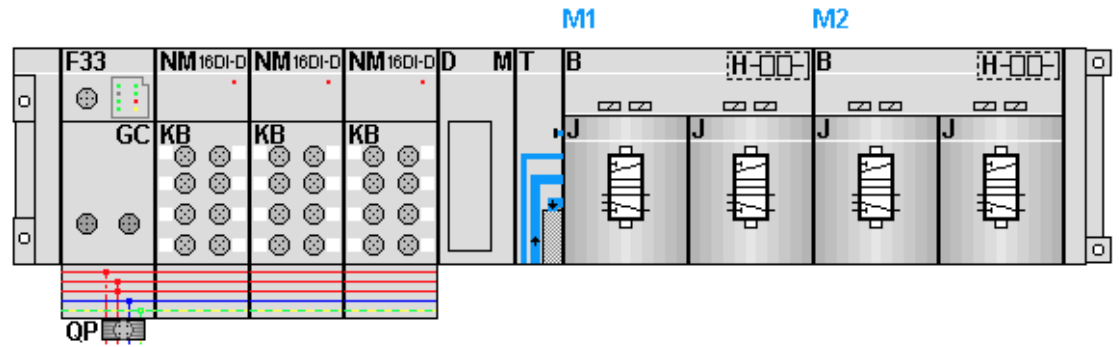
=V2AR41UQ41KF1+V2AR41UQ41/1

			Date	9/26/2022	Volvo Trucks North America	 Valiant Machine & Tool	Spare	Drawing name:		= V1WR2UQ52UQ4
			Ed.	MKLEPADLO	P6700 Rear Wall - Robot Cell 2V06			= 2V06&MFS-PNEU		+ V1WR2UQ52
			Appr		Replacement of	Replaced by	Scale 1:1	Document type:	Project nr:	Page 1
Modification	Date	Name	Original					MFS	22-16148	229



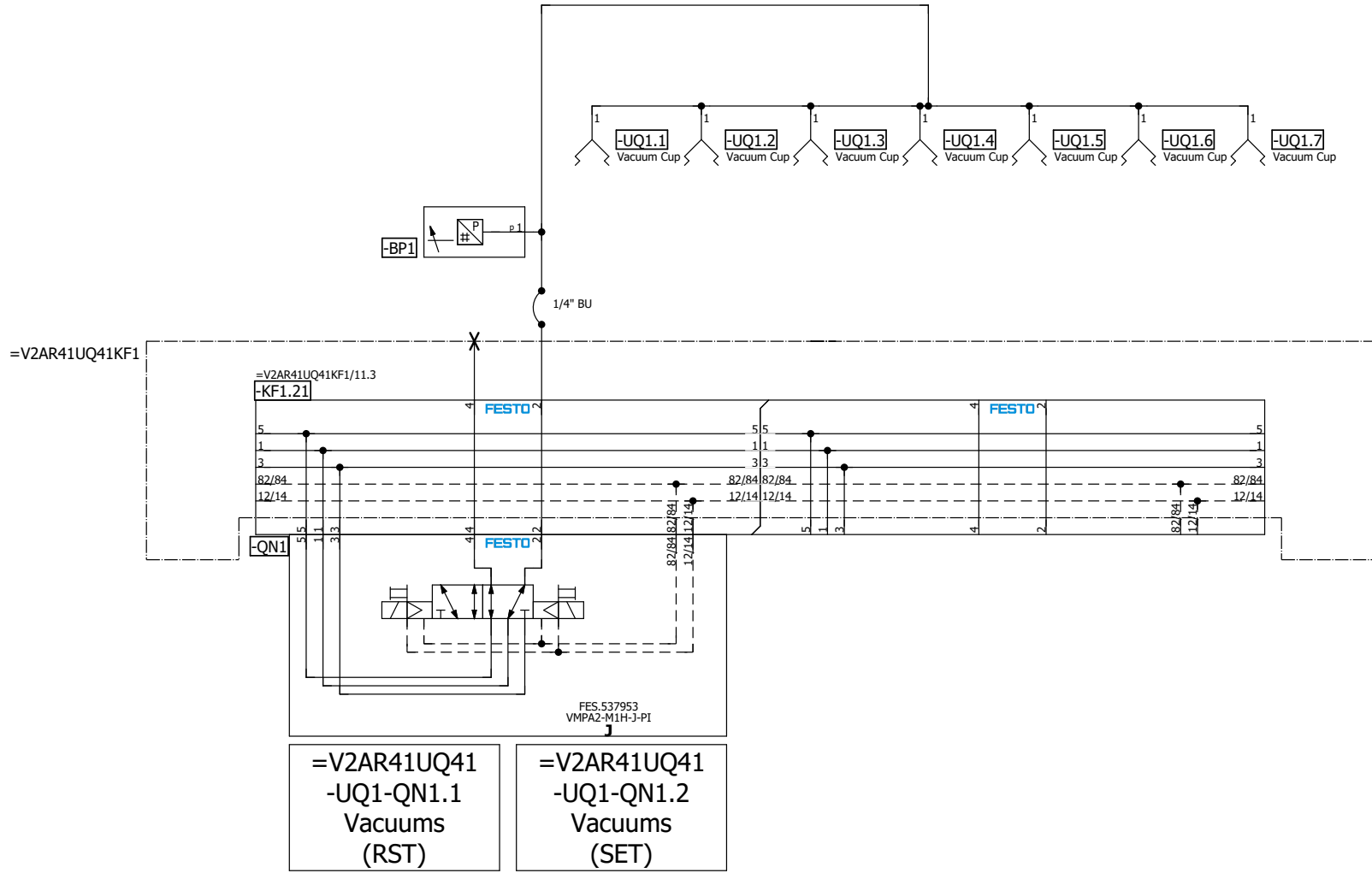
KF1.0





=V2AR41UQ41UQ1/1


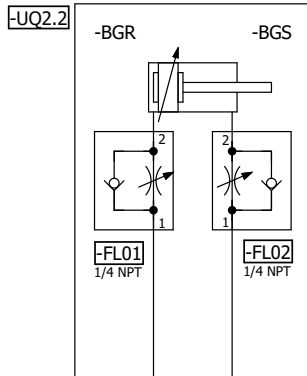
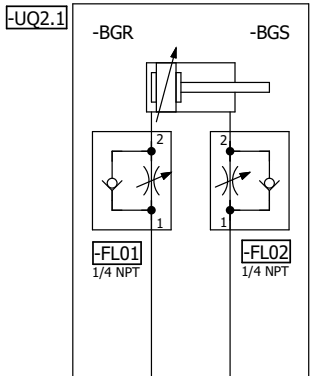
5		Date: 11/11/2022		Volvo Trucks North America		Valiant Machine & Tool		AIR SUPPLY		Drawing name: = 2V06&MFS-PNEU		= V2AR41UQ41KF1	
		Ed.: KMAFFRE				Volvo				Document type: MFS		+ V2AR41UQ41	
		Appr:		P6700 Rear Wall - Robot Cell 2V06		Scale 1:1				Project nr: 22-16148		Page 11	
Modification		Date		Name		Original		Replacement of		Replaced by		229	



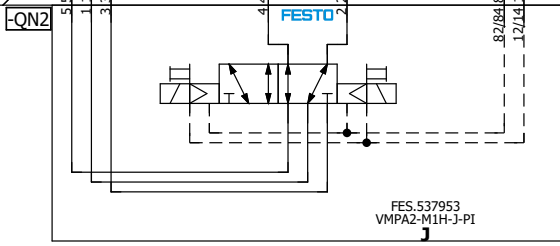
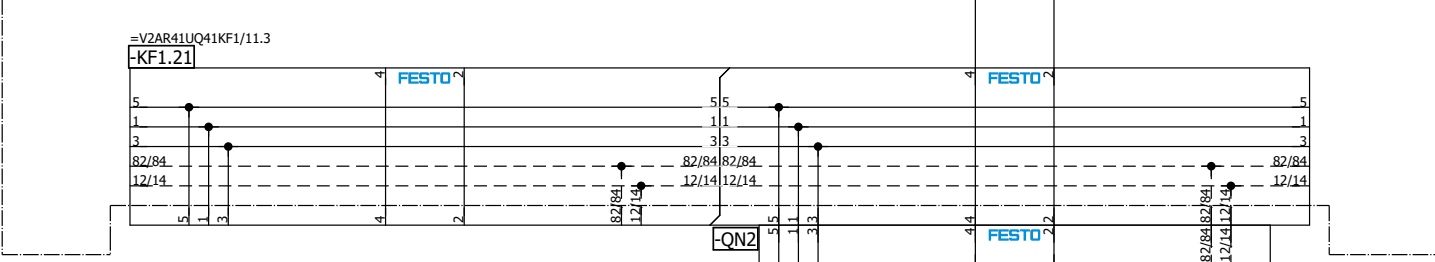
=V2AR41UQ41KF1/11

=V2AR41UQ41UQ2/1

Date	11/7/2022	Volvo Trucks North America	Valiant Machine & Tool	Drawing name:	= 2V06&MFS-PNEU	= V2AR41UQ41UQ1
Ed.	KMAFFRE			Document type:	MFS	+ V2AR41UQ41
Appr		P6700 Rear Wall - Robot Cell 2V06	Scale 1:1	Project nr:	22-16148	Page 1
Modification	Date	Name	Original	Replacement of	Replaced by	229



=V2AR41UQ41KF1

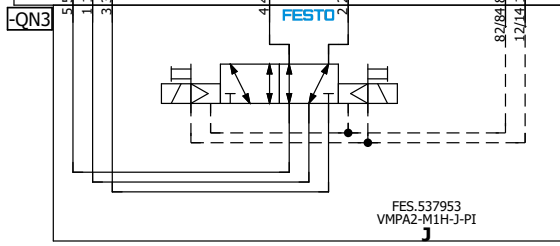
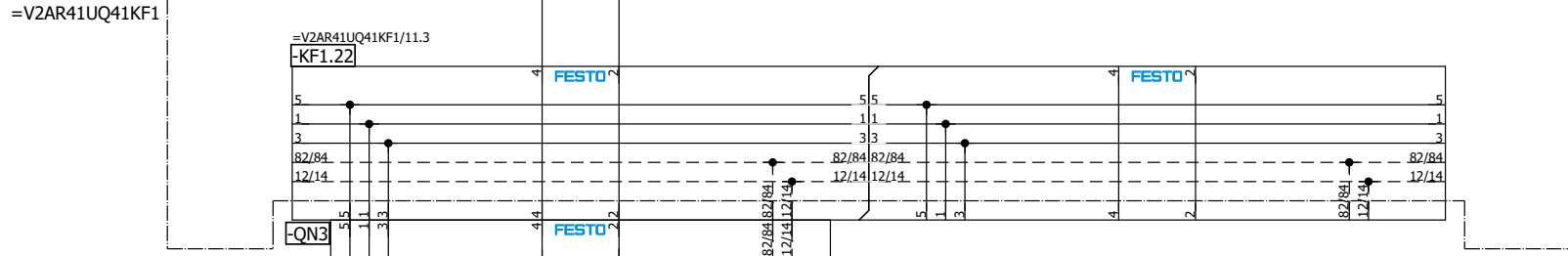
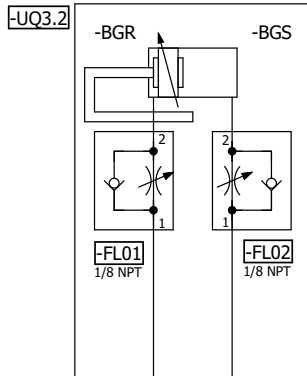
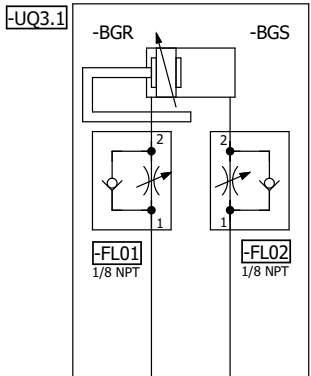


=V2AR41UQ41
-UQ2-QN2.1
Clamps 2
(RST)

=V2AR41UQ41
-UQ2-QN2.2
Clamps 2
(SET)

=V2AR41UQ41UQ3/1

			Date	11/7/2022	Volvo Trucks North America		Valiant Machine & Tool	Clamps 2	Drawing name:		= V2AR41UQ41UQ2
			Ed.	KMAFFRE					= 2V06&MFS-PNEU		+ V2AR41UQ41
			Appr		P6700 Rear Wall - Robot Cell 2V06		Scale 1:1	Document type:		MFS	Project nr: 22-16148
Modification	Date	Name	Original		Replacement of	Replaced by		Page		1	
											229



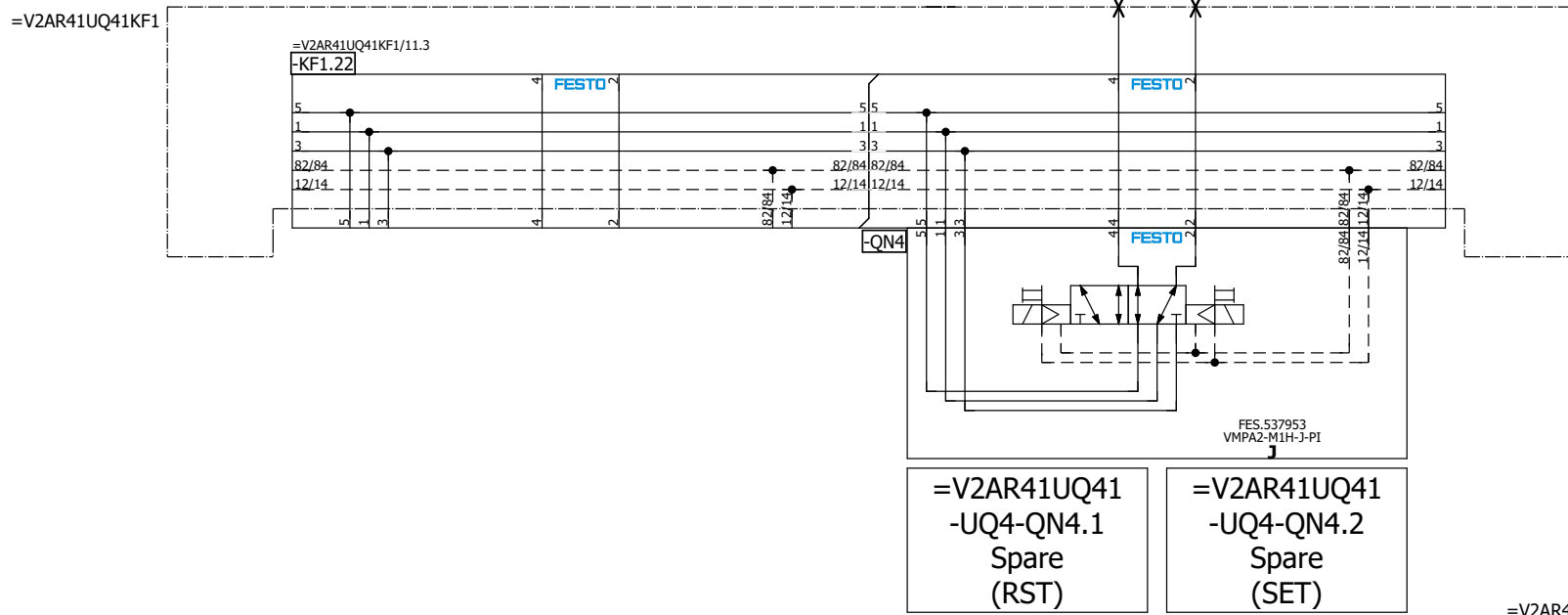
=V2AR41UQ41-QN3.1
 Guided Drives 3
 (RST)

=V2AR41UQ41-QN3.2
 Guided Drives 3
 (SET)

=V2AR41UQ41UQ2/1


=V2AR41UQ41UQ4/1

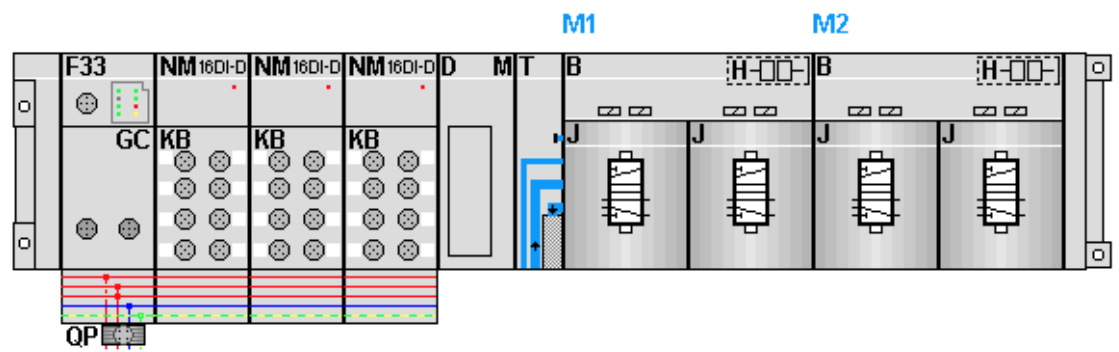
Date	11/7/2022	Volvo Trucks North America	Valiant Machine & Tool	Guided Drives 3	Drawing name:	= 2V06&MFS-PNEU	= V2AR41UQ41UQ3
Ed.	KMAFFRE				Document type:	MFS	+ V2AR41UQ41
Appr		P6700 Rear Wall - Robot Cell 2V06	Scale 1:1		Project nr:	22-16148	Page 1
Modification	Date	Name	Original	Replacement of	Replaced by		229



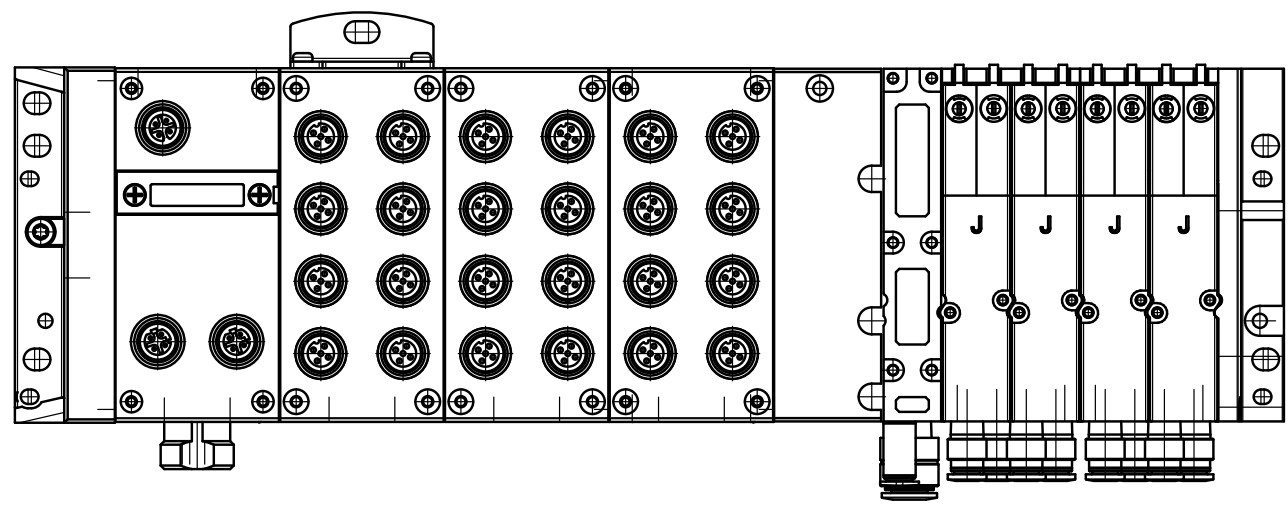
=V2AR41UQ41UQ3/1


=V2AR41UQ42KF1+.AR41UQ42/1

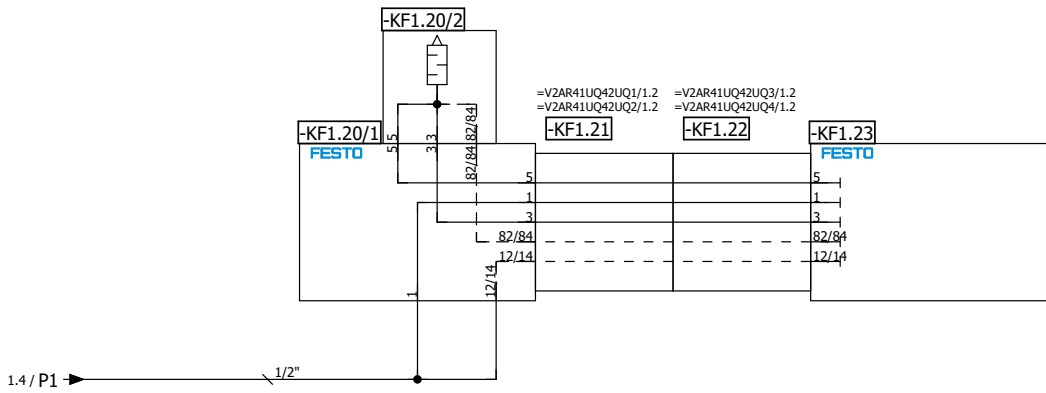
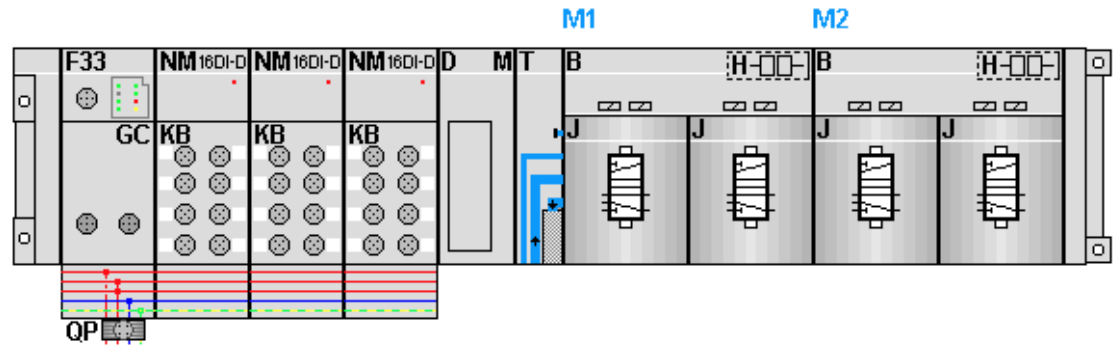
		Date	9/26/2022	Volvo Trucks North America		 Valiant Machine & Tool Spare	Drawing name:		= V2AR41UQ41UQ4
		Ed.	MKLEPADLO	P6700 Rear Wall - Robot Cell 2V06			= 2V06&MFS-PNEU		+ V2AR41UQ41
Modification	Date	Name	Original	Replacement of	Replaced by	Scale 1:1	Document type:	Project nr:	Page
							MFS	22-16148	1
									229



KF1.0



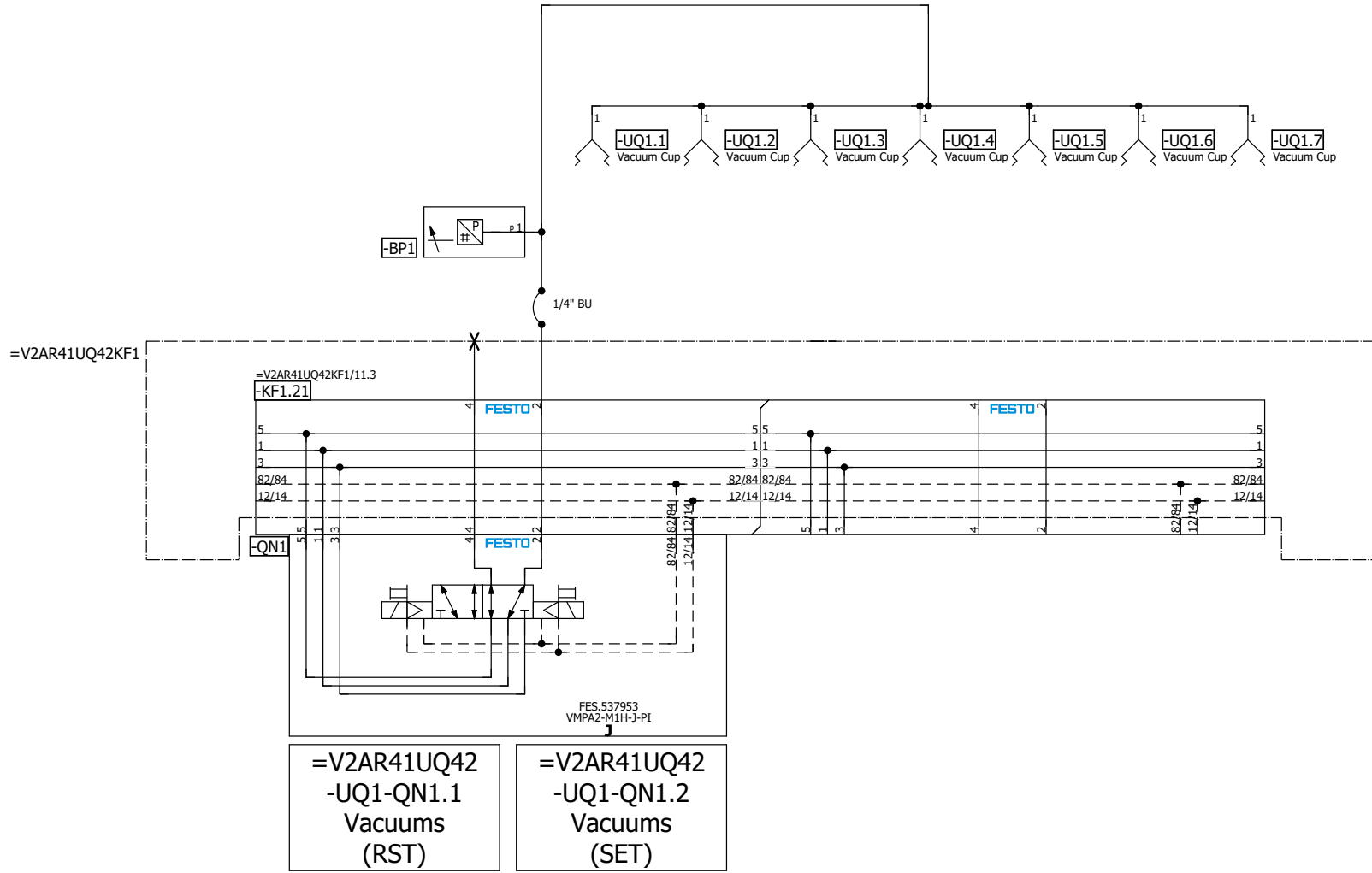
		Date	9/26/2022	Volvo Trucks North America		 Valiant Machine & Tool	AIR SUPPLY CONFIGURATION		Drawing name: = 2V06&MFS-PNEU		= V2AR41UQ42KF1 + V2AR41UQ42	
		Ed.	MKLEPADLO	P6700 Rear Wall - Robot Cell 2V06			Scale 1:1			Document type:	Project nr:	Page
Modification	Date	Name	Original	Replacement of	Replaced by				MFS	22-16148		229



=V2AR41UQ42UQ1/1

5

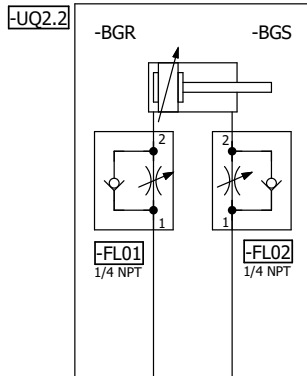
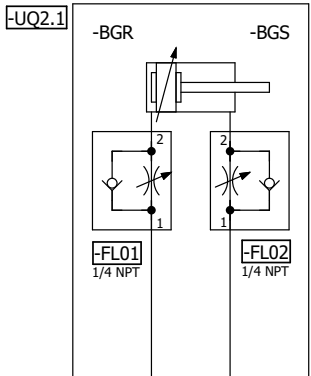
		Date	11/11/2022	Volvo Trucks North America		Valiant Machine & Tool	AIR SUPPLY		Drawing name: = 2V06&MFS-PNEU		= V2AR41UQ42KF1 + V2AR41UQ42	
		Ed.	KMAFFRE	P6700 Rear Wall - Robot Cell 2V06					Document type:		Project nr: 22-16148	
Modification	Date	Name	Original	Replacement of	Replaced by	Scale 1:1		MFS		22-16148		229



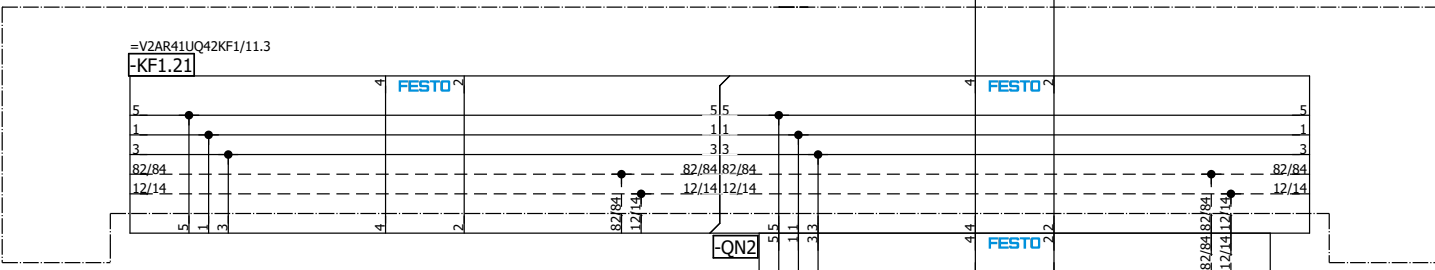
=V2AR41UQ42KF1/11

=V2AR41UQ42UQ2/1

Date	11/7/2022	Volvo Trucks North America	Valiant Machine & Tool	Drawing name:	= 2V06&MFS-PNEU	= V2AR41UQ42UQ1
Ed.	KMAFFRE			Document type:	MFS	+ V2AR41UQ42
Appr		P6700 Rear Wall - Robot Cell 2V06	Scale 1:1	Project nr:	22-16148	Page 1
Modification	Date	Name	Original	Replacement of	Replaced by	229



=V2AR41UQ42KF1



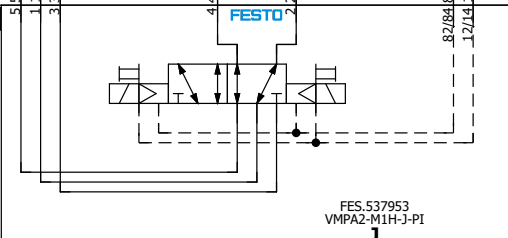
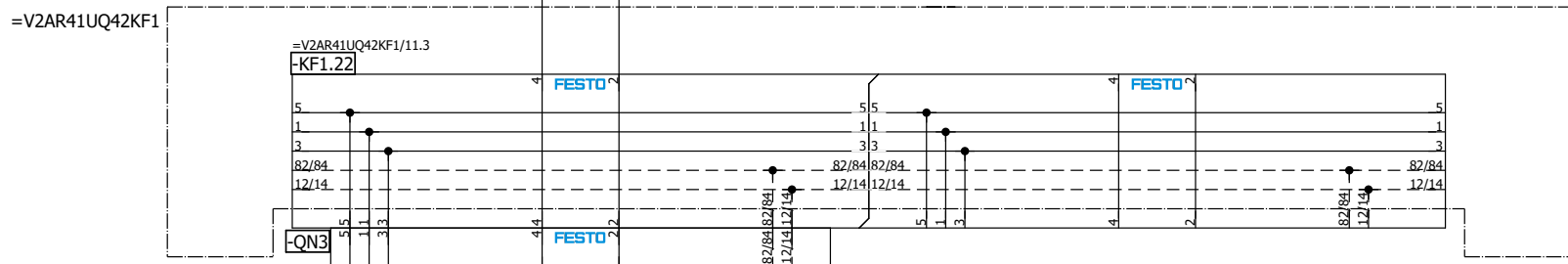
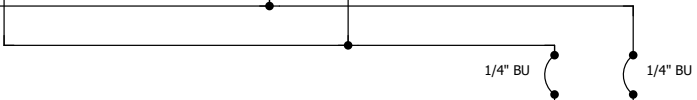
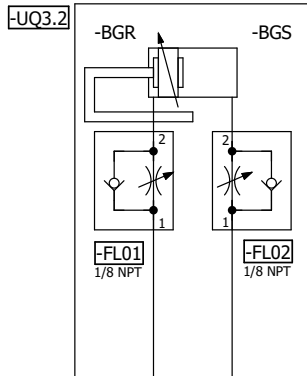
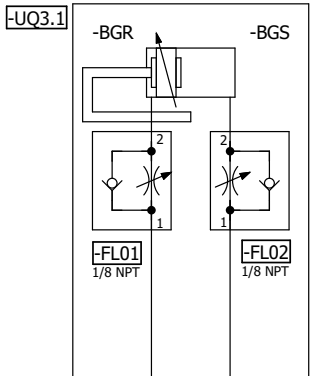
=V2AR41UQ42
-UQ2-QN2.1
Clamps 2
(RST)

=V2AR41UQ42
-UQ2-QN2.2
Clamps 2
(SET)

FES.537953
VMPA2-M1H-J-PI

=V2AR41UQ42UQ3/1

			Date	11/7/2022	Volvo Trucks North America		Valiant Machine & Tool	Clamps 2	Drawing name:		= V2AR41UQ42UQ2
			Ed.	KMAFFRE	P6700 Rear Wall - Robot Cell 2V06				= 2V06&MFS-PNEU		+ V2AR41UQ42
			Appr		Replacement of		Scale 1:1	Document type:	MFS	Project nr:	22-16148
Modification	Date	Name	Original		Replaced by					Page	1
											229



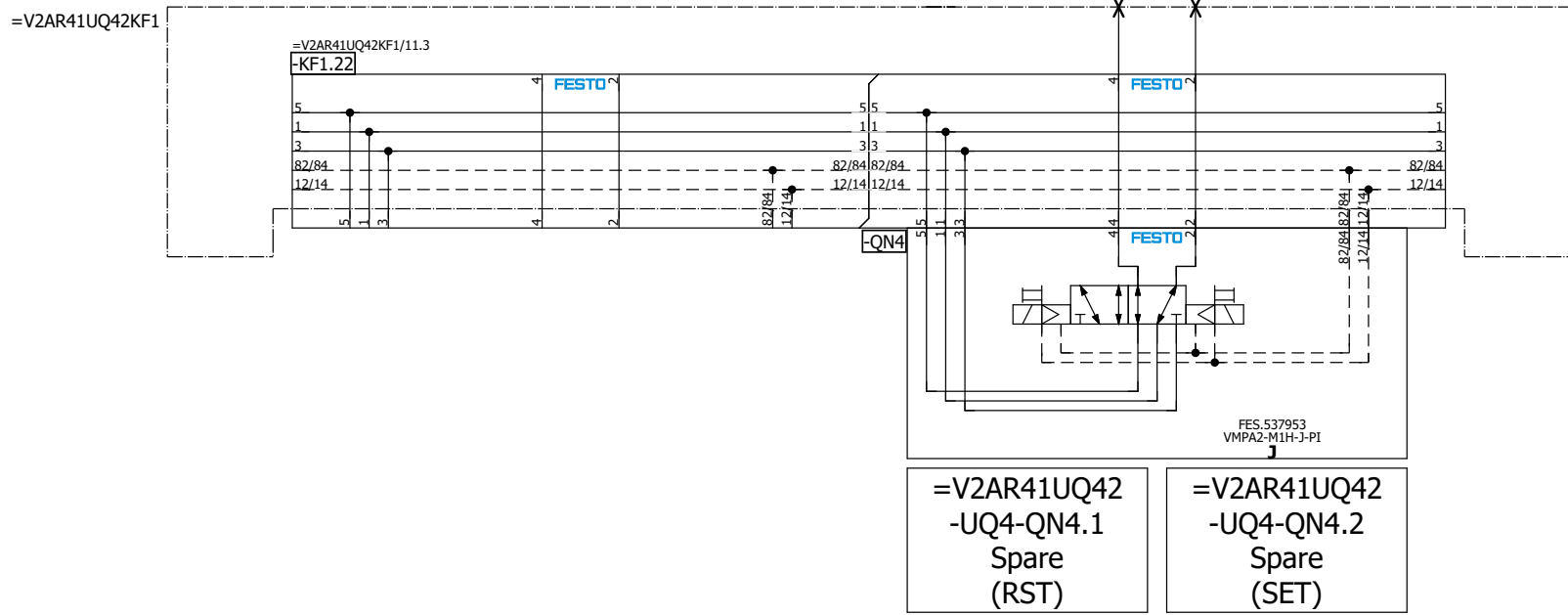
=V2AR41UQ42
-UQ3-QN3.1
Guided Drives 3
(RST)

=V2AR41UQ42
-UQ3-QN3.2
Guided Drives 3
(SET)

=V2AR41UQ42UQ2/1


=V2AR41UQ42UQ4/1

Date	11/7/2022	Volvo Trucks North America	Valiant Machine & Tool	Guided Drives 3	Drawing name:	= 2V06&MFS-PNEU	= V2AR41UQ42UQ3
Ed.	KMAFFRE				Document type:	MFS	+ V2AR41UQ42
Appr		P6700 Rear Wall - Robot Cell 2V06	Scale 1:1		Project nr:	22-16148	Page 1
Modification	Date	Name	Original	Replacement of	Replaced by		229



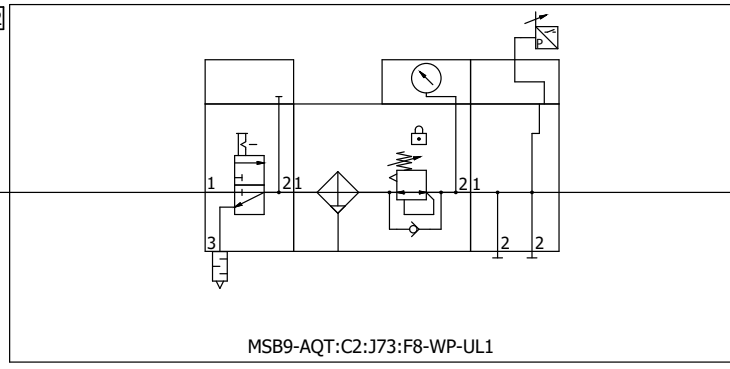
=V2AR41UQ42UQ3/1

=V2WR1+KH1/1

		Date	9/26/2022	Volvo Trucks North America		 Valiant Machine & Tool Spare	Drawing name: = 2V06&MFS-PNEU		= V2AR41UQ42UQ4 + V2AR41UQ42	
		Ed.	MKLEPADLO	P6700 Rear Wall - Robot Cell 2V06			Scale 1:1	Document type: MFS	Project nr: 22-16148	Page 1
Modification	Date	Name	Original	Replacement of	Replaced by					

A2

=KH0+KH0/1.7 / +V2WR1KH1-P1



MSB9-AQT:C2:J73:F8-WP-UL1

1"

Turn table slip ring

1/2"


+V2WR1UQ51-P1 / =V2WR1UQ51KF1+V2WR1UQ51/11.0

1/2"

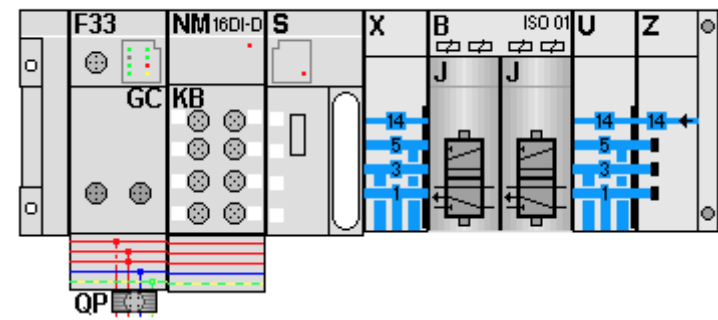
+V2WR1UQ52-P1 / =V2WR1UQ52KF1+V2WR1UQ52/11.0

=V2AR41UQ42UQ4+V2AR41UQ42/1

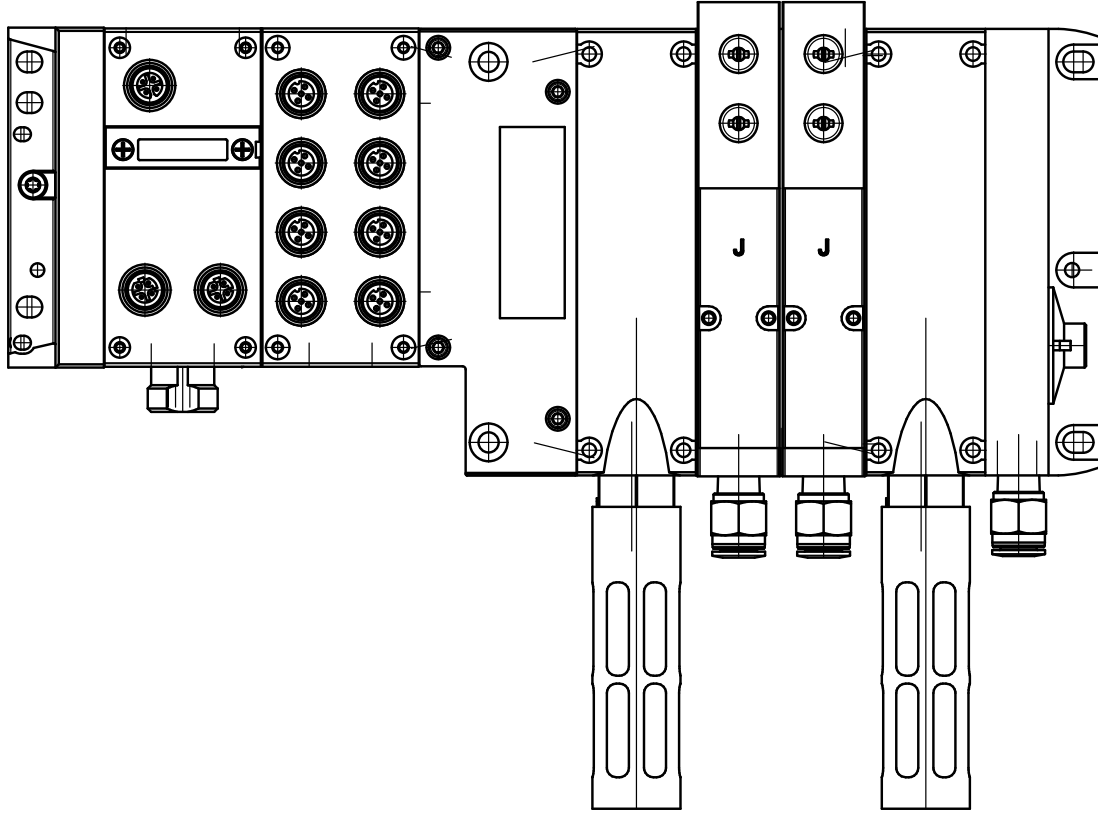
=V2WR1UQ51KF1+V2WR1UQ51/5

			Date	10/31/2022	Volvo Trucks North America		 Valiant Machine & Tool	Incoming air supply (Turn Table)	Drawing name:		= V2WR1
			Ed.	KMAFFRE	P6700 Rear Wall - Robot Cell 2V06				= 2V06&MFS-PNEU		+ KH1
			Appr		Replacement of		Scale 1:1	Document type:	Project nr:	Page 1	
Modification	Date	Name	Original		Replaced by			MFS	22-16148	229	


M1



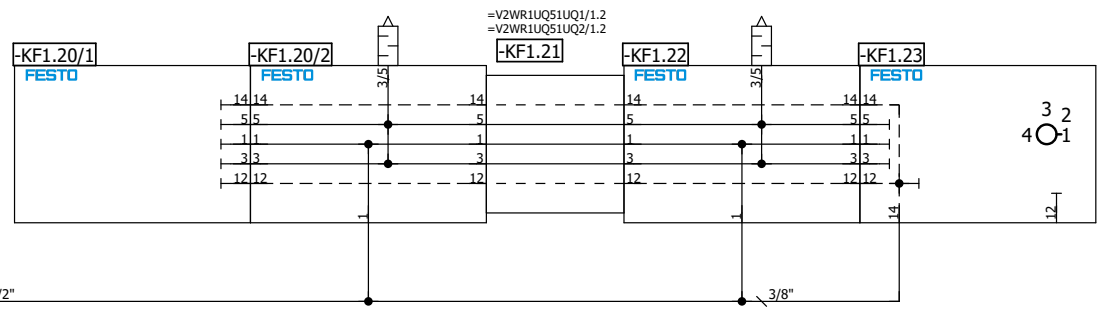
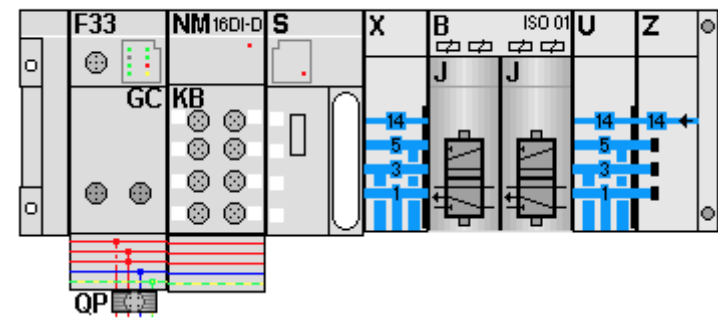
KF1.0



=V2WR1+KH1/1

		Date	9/26/2022	Volvo Trucks North America		 Valiant Machine & Tool	AIR SUPPLY CONFIGURATION		Drawing name: = 2V06&MFS-PNEU		= V2WR1UQ51KF1		
		Ed.	MKLEPADLO	P6700 Rear Wall - Robot Cell 2V06			Scale 1:1			Document type: MFS		Project nr: 22-16148	
Modification	Date	Name	Original	Replacement of	Replaced by							Page	5
													229

M1

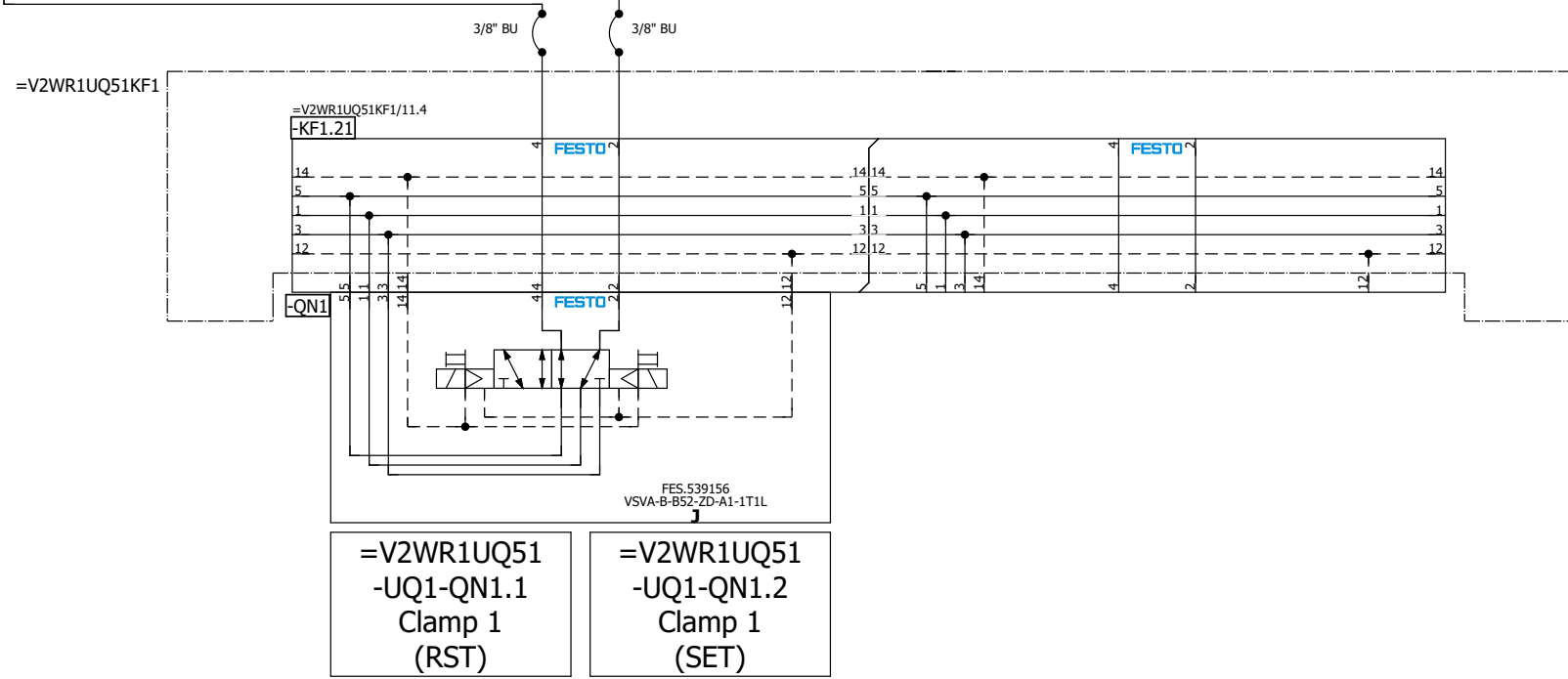
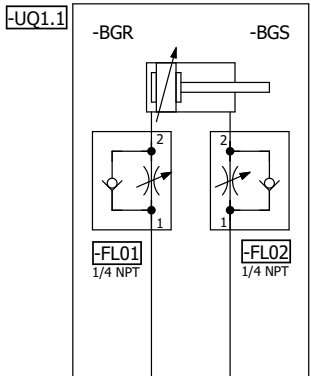


=V2WR1+KH1/1.6 / P1 → 1/2"

3/8"

=V2WR1UQ51UQ1/1

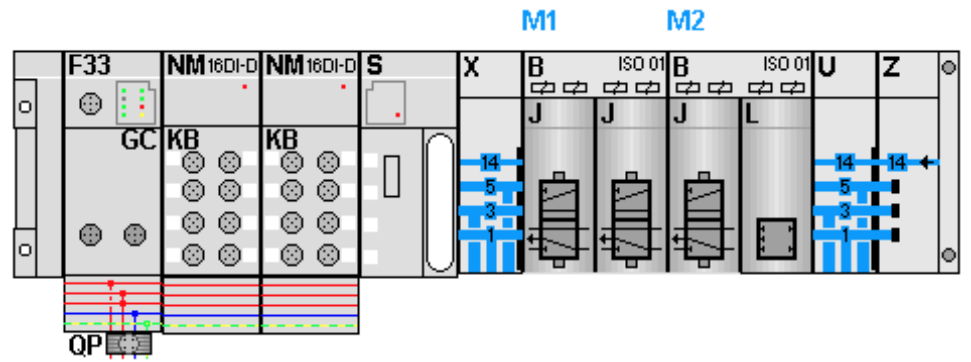
Date		9/26/2022		Volvo Trucks North America		Valiant Machine & Tool		AIR SUPPLY		Drawing name:		= V2WR1UQ51KF1	
Ed.		MKLEPADLO								= 2V06&MFS-PNEU		+ V2WR1UQ51	
Appr				P6700 Rear Wall - Robot Cell 2V06		Scale 1:1				Document type:		Project nr:	
Modification		Date		Name		Replacement of		Replaced by		MFS		22-16148	
											Page	11	
												229	



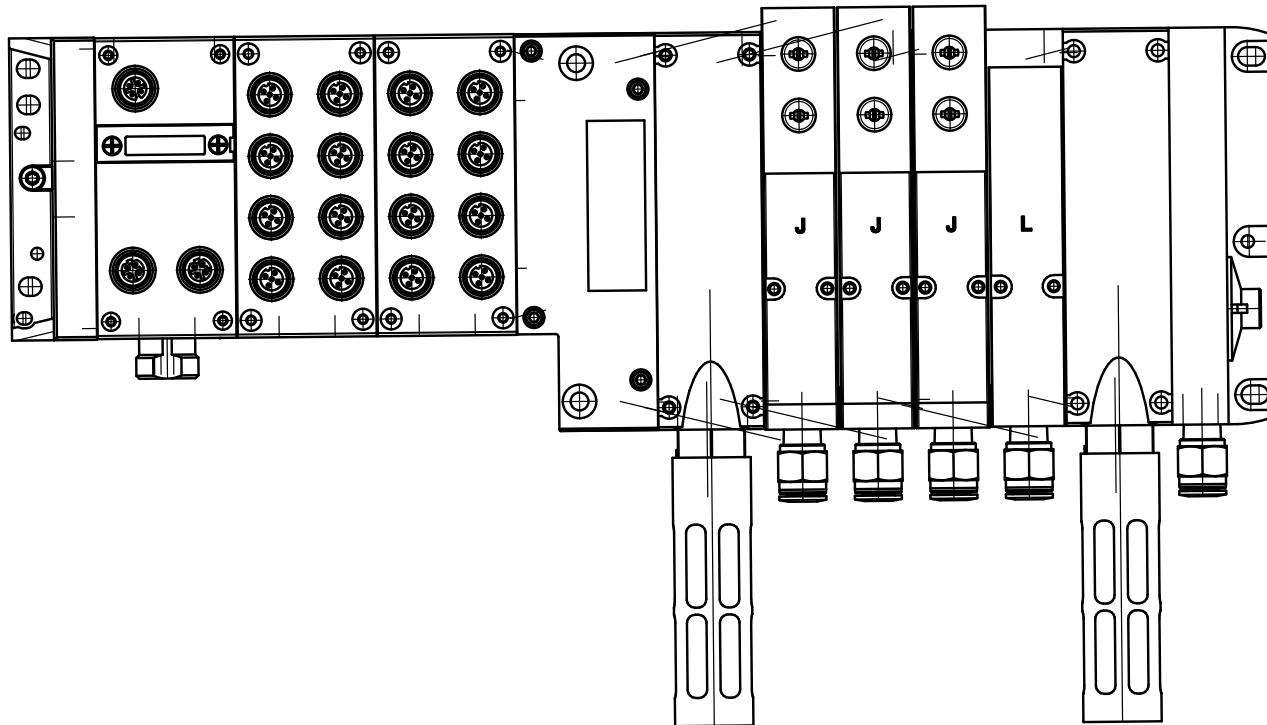
=V2WR1UQ51KF1/11

=V2WR1UQ51UQ2/1

Date		9/26/2022	Volvo Trucks North America		Valiant Machine & Tool	Drawing name:		= V2WR1UQ51UQ1
Ed.		MKLEPADLO	P6700 Rear Wall - Robot Cell 2V06			= 2V06&MFS-PNEU		+ V2WR1UQ51
Appr			Replacement of		Scale 1:1	Document type:		MFS
Original			Replaced by			Project nr:		22-16148
Modification	Date	Name	Original			Page		1
						Page		229



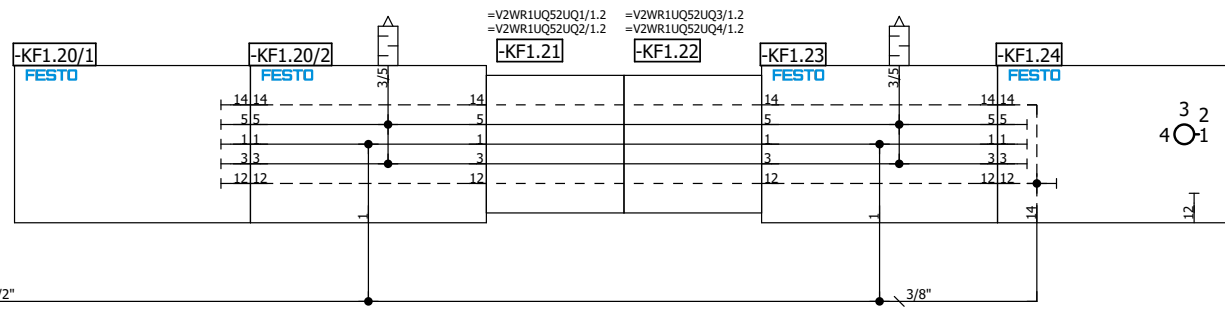
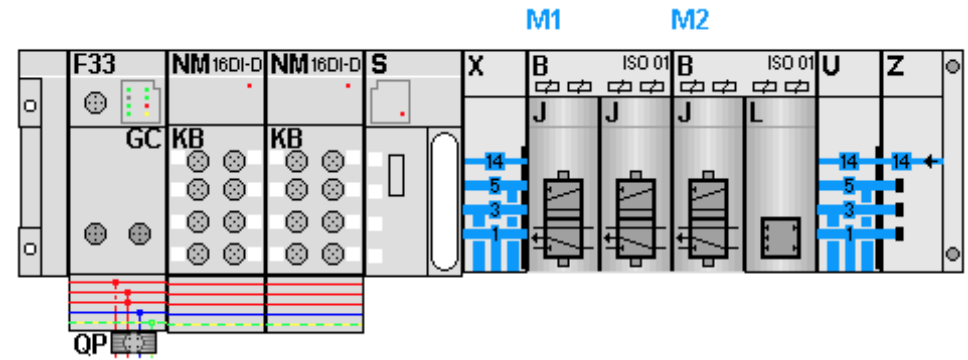
KF1.0



=V2WR1UQ51UQ2+.WR1UQ51/1

11

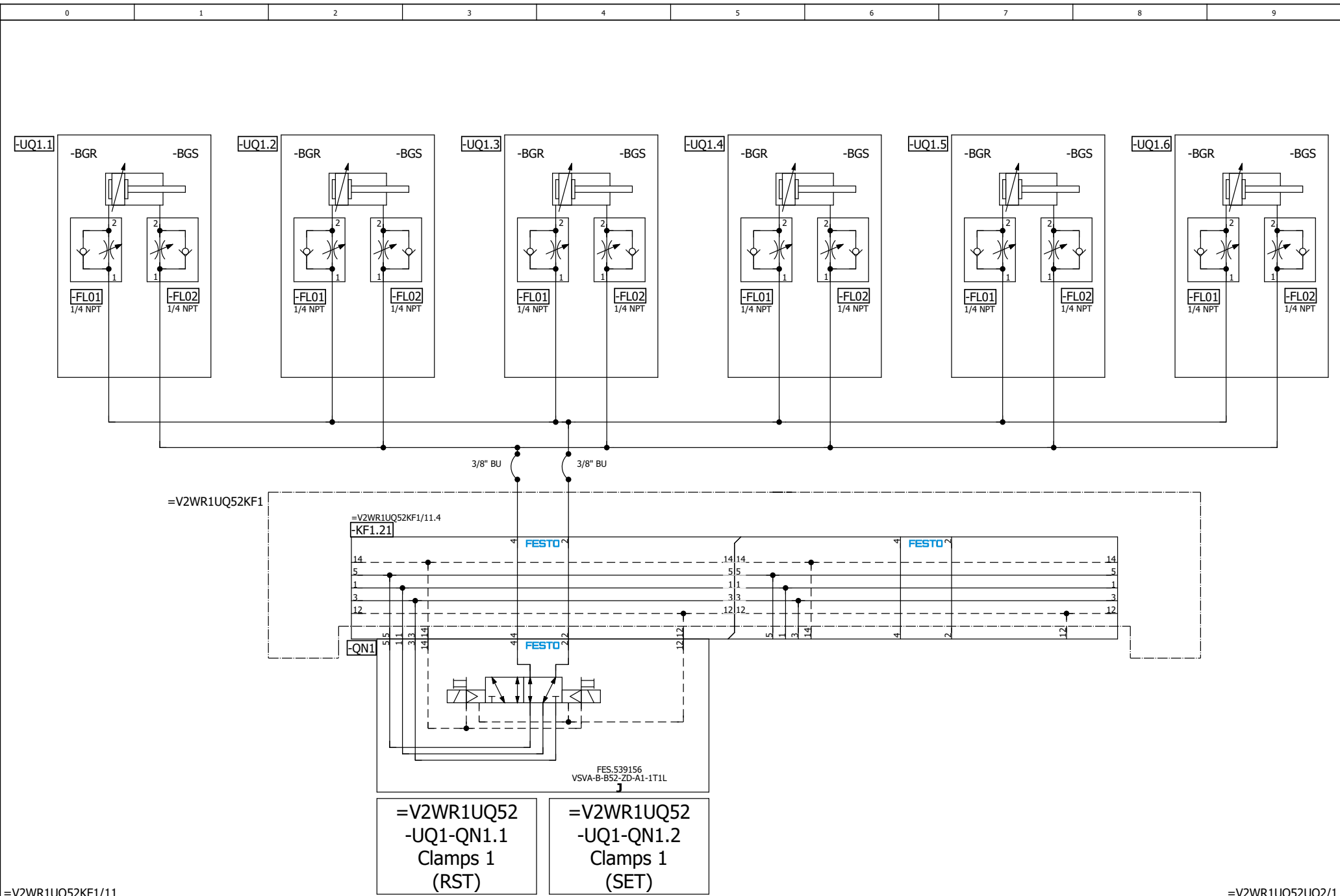
		Date	9/26/2022	Volvo Trucks North America		Valiant Machine & Tool	AIR SUPPLY CONFIGURATION		Drawing name: = 2V06&MFS-PNEU		= V2WR1UQ52KF1 + V2WR1UQ52	
		Ed.	MKLEPADLO	P6700 Rear Wall - Robot Cell 2V06			Scale 1:1		Document type: MFS		Project nr: 22-16148	
Modification	Date	Name	Original	Replacement of	Replaced by							229



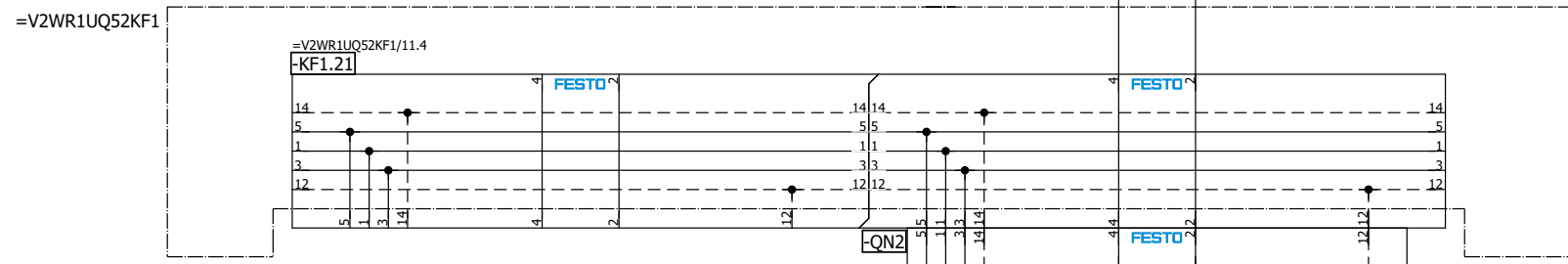
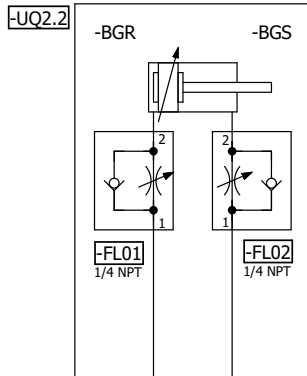
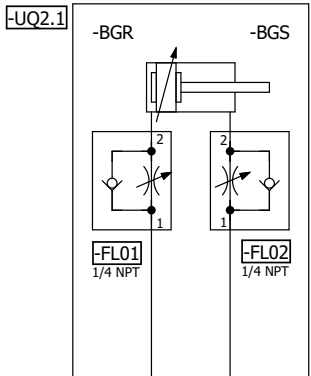
=V2WR1UQ52UQ1/1

5

Date		9/26/2022		Volvo Trucks North America		Valiant Machine & Tool		AIR SUPPLY		Drawing name:		= V2WR1UQ52KF1	
Ed.		MKLEPADLO								= 2V06&MFS-PNEU		+ V2WR1UQ52	
Appr				P6700 Rear Wall - Robot Cell 2V06		Scale 1:1				Document type:		Project nr:	
Modification		Date		Name		Replacement of		Replaced by		MFS		22-16148	
											Page	11	
												229	




=V2WR1UQ52KF1/11			Date	9/26/2022	Volvo Trucks North America	Valiant Machine & Tool	Clamps 1	Drawing name:	= 2V06&MFS-PNEU	= V2WR1UQ52UQ1			
			Ed.	MKLEPADLO					+ V2WR1UQ52				
			Appr		P6700 Rear Wall - Robot Cell 2V06			Document type:	MFS	Project nr:	22-16148	Page	1
Modification	Date	Name	Original		Replacement of	Replaced by	Scale 1:1					229	

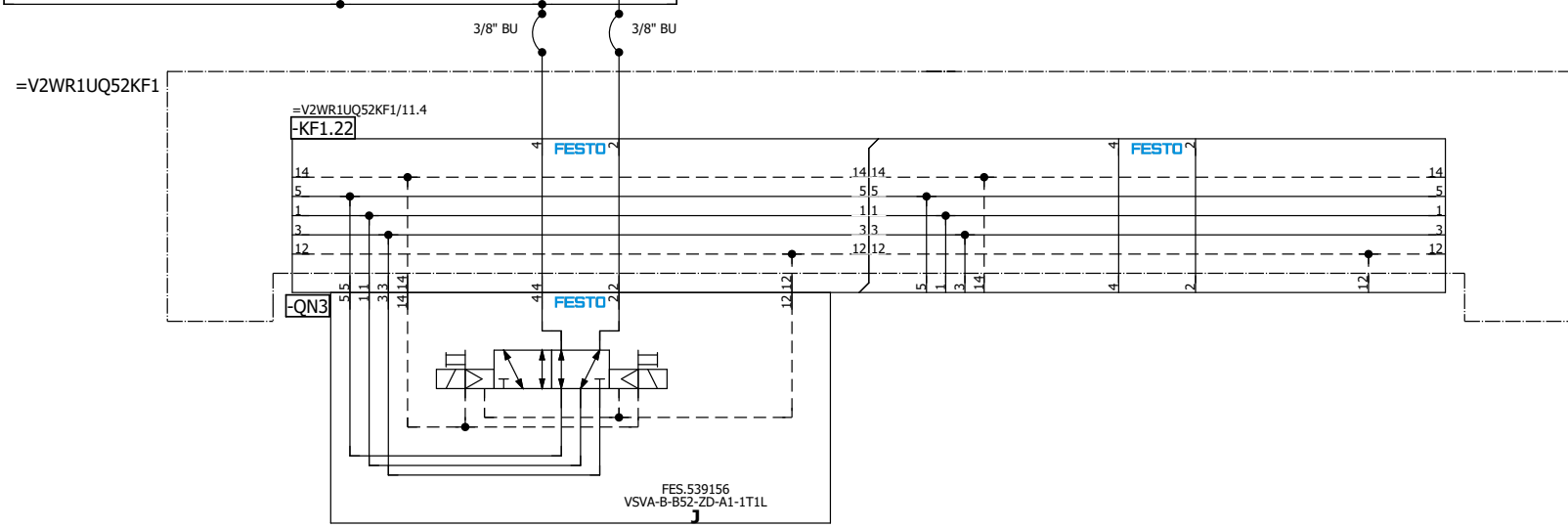
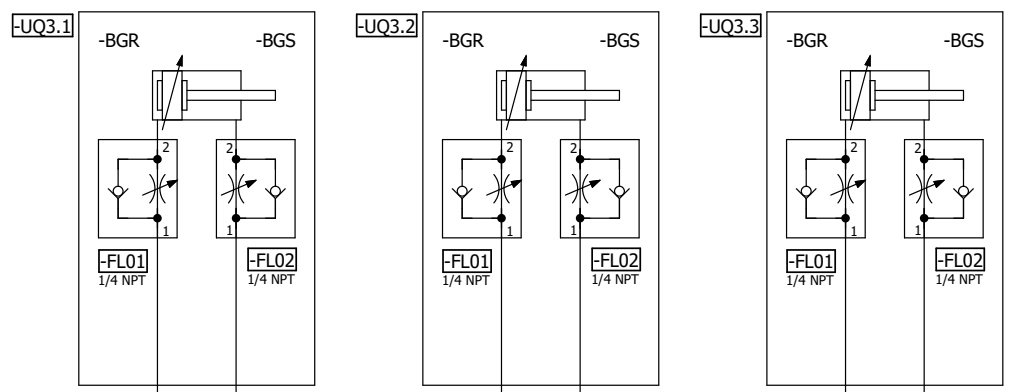


=V2WR1UQ52
-UQ2-QN2.1
Clamps 2
(RST)

=V2WR1UQ52
-UQ2-QN2.2
Clamps 2
(SET)

=V2WR1UQ52UQ3/1

		Date	9/26/2022	Volvo Trucks North America		 Valiant Machine & Tool Clamps 2	Drawing name:		= V2WR1UQ52UQ2			
		Ed.	MKLEPADLO	P6700 Rear Wall - Robot Cell 2V06			= 2V06&MFS-PNEU		+ V2WR1UQ52			
		Appr		Replacement of		Scale 1:1	Document type:	MFS	Project nr:	22-16148	Page	1
Modification	Date	Name	Original	Replaced by								229



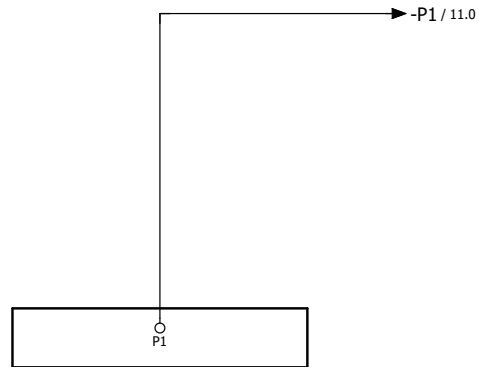
=V2WR1UQ52
-UQ3-QN3.1
Clamps 3
(RST)

=V2WR1UQ52
-UQ3-QN3.2
Clamps 3
(SET)


=V2WR1UQ52UQ4/1

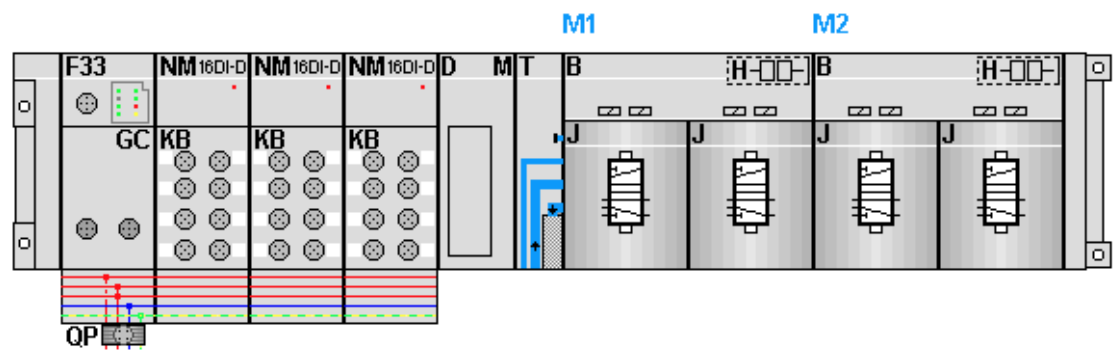
=V2WR1UQ52UQ2/1

		Date	9/26/2022	Volvo Trucks North America		Valiant Machine & Tool		Clamps 3		Drawing name: = 2V06&MFS-PNEU		= V2WR1UQ52UQ3 + V2WR1UQ52	
		Ed.	MKLEPADLO			Scale 1:1				Document type: MFS		Project nr: 22-16148	
		Appr		P6700 Rear Wall - Robot Cell 2V06						Page		1	
Modification	Date	Name	Original	Replacement of	Replaced by					Page		229	

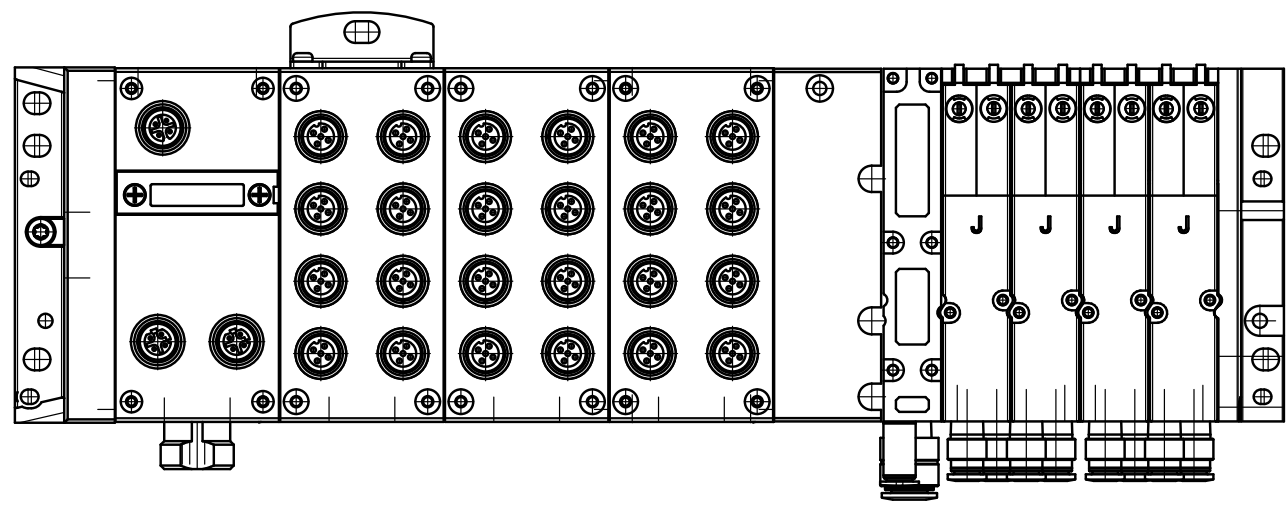



=V2WR1UQ52UQ4+V2WR1UQ52/1

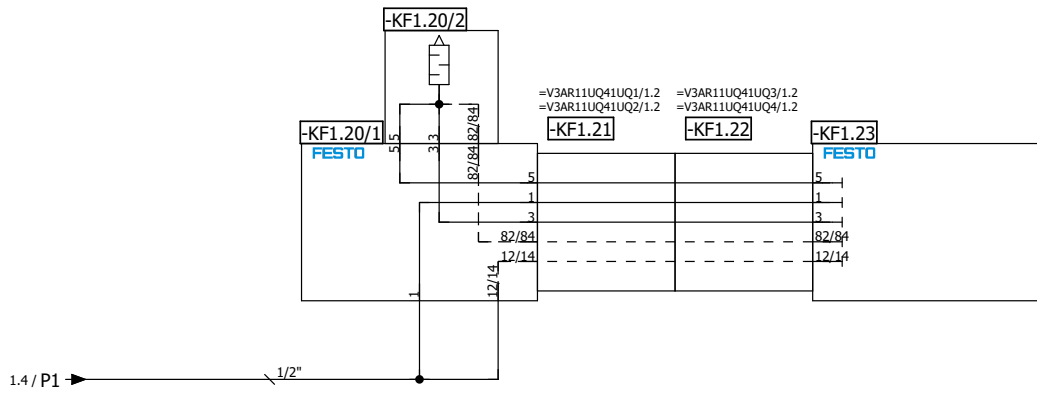
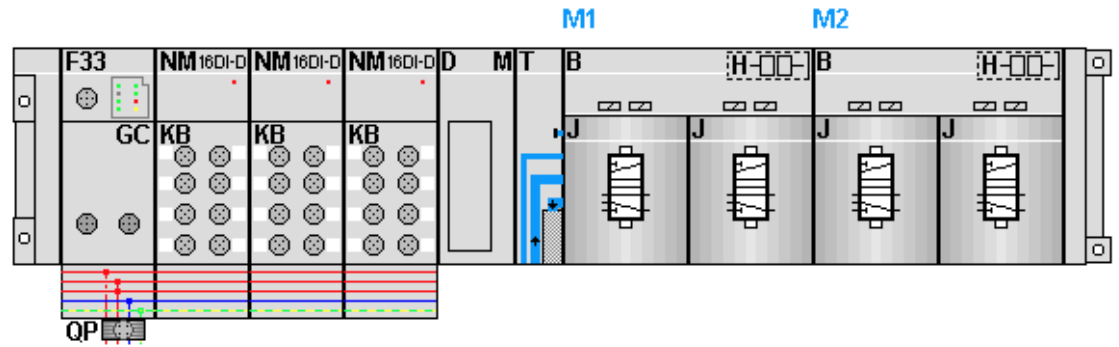
			Date	11/11/2022	Volvo Trucks North America		Valiant Machine & Tool	AIR SUPPLY GRIPPER	Drawing name:		= V3AR11UQ41KF1
			Ed.	KMAFFRE	P6700 Rear Wall - Robot Cell 2V06				= 2V06&MFS-PNEU		+ V3AR11UQ41
			Appr		Replacement of	Replaced by	Scale 1:1	Document type:	Project nr:	Page	1
Modification	Date	Name	Original					MFS	22-16148		229




KF1.0

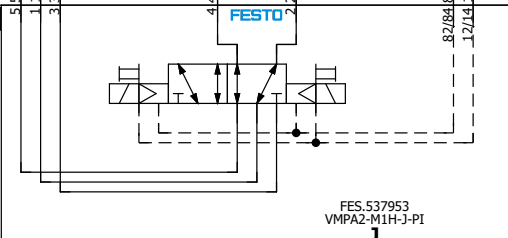
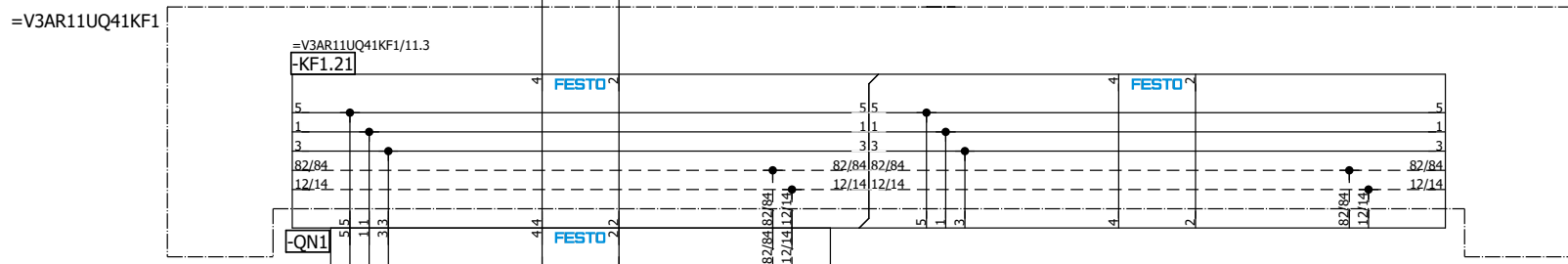
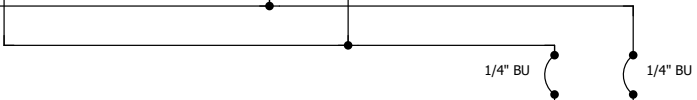
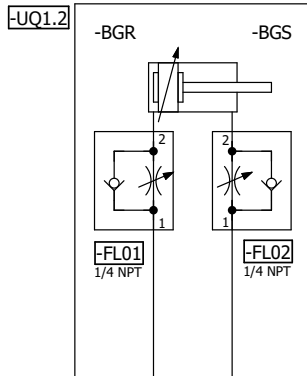
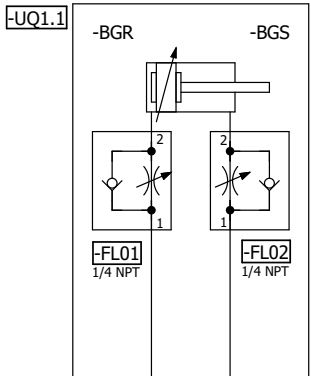


		Date	9/26/2022	Volvo Trucks North America		 Valiant Machine & Tool	AIR SUPPLY CONFIGURATION		Drawing name: = 2V06&MFS-PNEU		= V3AR11UQ41KF1	
		Ed.	MKLEPADLO	P6700 Rear Wall - Robot Cell 2V06			Scale 1:1		Document type: MFS		Project nr: 22-16148	
Modification	Date	Name	Original	Replacement of	Replaced by							229



=V3AR11UQ41UQ1/1

		Date	11/11/2022	Volvo Trucks North America		 Valiant Machine & Tool AIR SUPPLY	Drawing name: = 2V06&MFS-PNEU		= V3AR11UQ41KF1 + V3AR11UQ41		
		Ed.	KMAFFRE	P6700 Rear Wall - Robot Cell 2V06			Document type:	MFS	Project nr:	22-16148	Page
Modification	Date	Name	Original	Replacement of	Replaced by	Scale 1:1					229



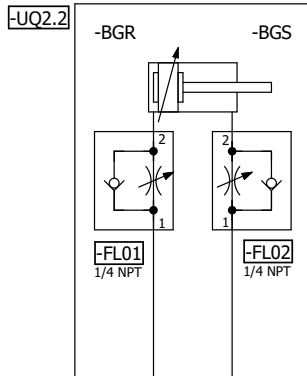
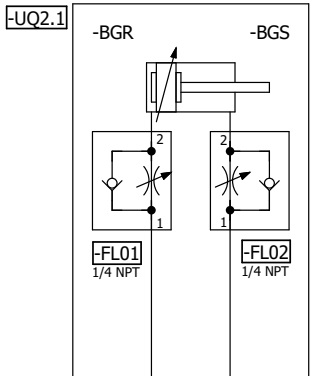
=V3AR11UQ41
-UQ1-QN1.1
Clamps 1
(RST)

=V3AR11UQ41
-UQ1-QN1.2
Clamps 1
(SET)

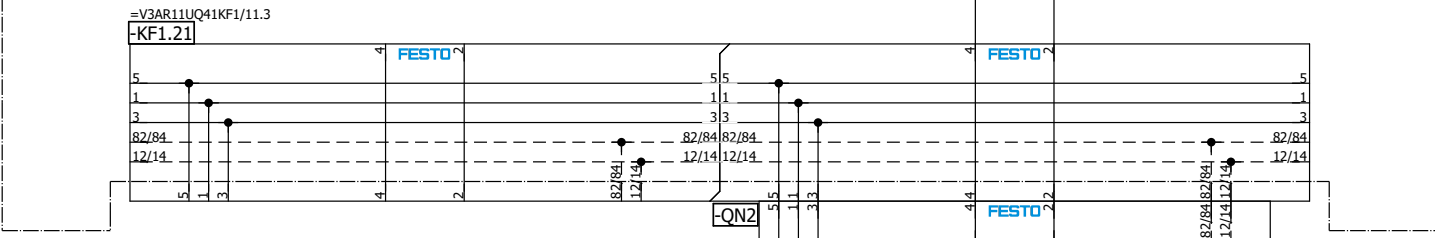
=V3AR11UQ41KF1/11

=V3AR11UQ41UQ2/1

			Date	11/7/2022	Volvo Trucks North America		Valiant Machine & Tool Clamps 1	Drawing name:		= V3AR11UQ41UQ1		
			Ed.	KMAFFRE				= 2V06&MFS-PNEU		+ V3AR11UQ41		
			Appr		P6700 Rear Wall - Robot Cell 2V06		Document type:		Project nr:		Page	1
Modification	Date	Name	Original		Replacement of	Replaced by	Scale 1:1		22-16148		229	



=V3AR11UQ41KF1

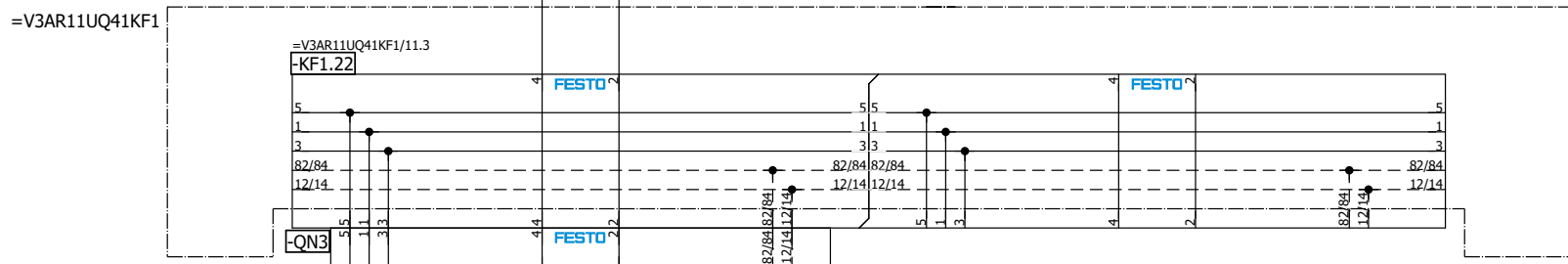
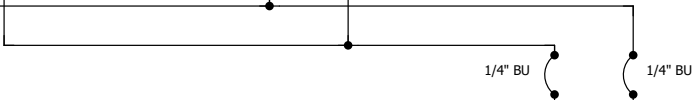
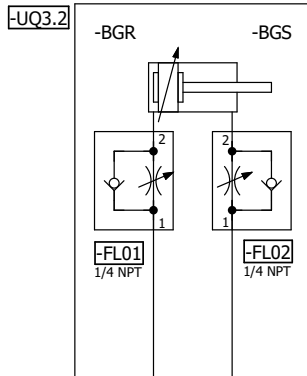
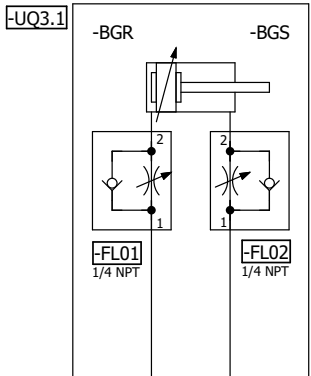


=V3AR11UQ41
-UQ2-QN2.1
Clamps 2
(RST)

=V3AR11UQ41
-UQ2-QN2.2
Clamps 2
(SET)

=V3AR11UQ41UQ3/1

			Date	11/7/2022	Volvo Trucks North America		Valiant Machine & Tool	Clamps 2	Drawing name:		= V3AR11UQ41UQ2			
			Ed.	KMAFFRE	P6700 Rear Wall - Robot Cell 2V06				= 2V06&MFS-PNEU		+ V3AR11UQ41			
			Appr		Replacement of		Scale 1:1	Document type:		MFS	Project nr:	22-16148	Page	1
Modification	Date	Name	Original		Replaced by			Document type:		MFS	Project nr:	22-16148	Page	229



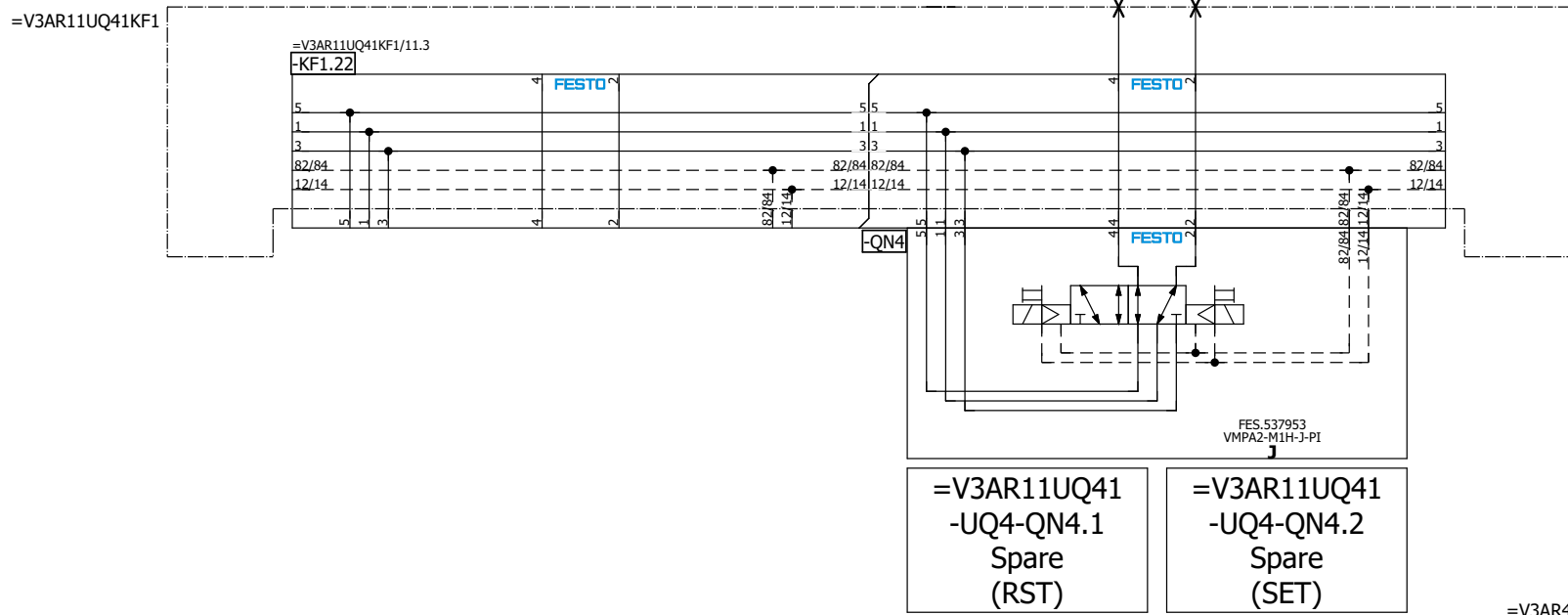
=V3AR11UQ41
-UQ3-QN3.1
Clamps 3
(RST)

=V3AR11UQ41
-UQ3-QN3.2
Clamps 3
(SET)

=V3AR11UQ41UQ2/1


=V3AR11UQ41UQ4/1

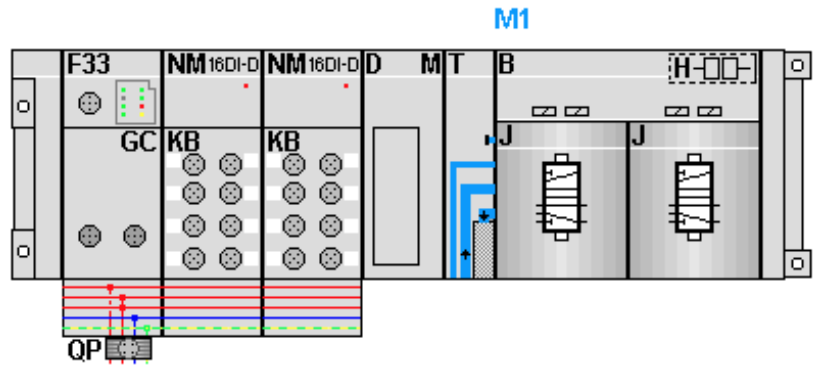
Date	11/7/2022	Volvo Trucks North America	Valiant Machine & Tool	Clamps 3	Drawing name:	= 2V06&MFS-PNEU	= V3AR11UQ41UQ3
Ed.	KMAFFRE				Document type:	MFS	+ V3AR11UQ41
Appr		P6700 Rear Wall - Robot Cell 2V06	Scale 1:1		Project nr:	22-16148	Page 1
Modification	Date	Name	Original	Replacement of	Replaced by		229



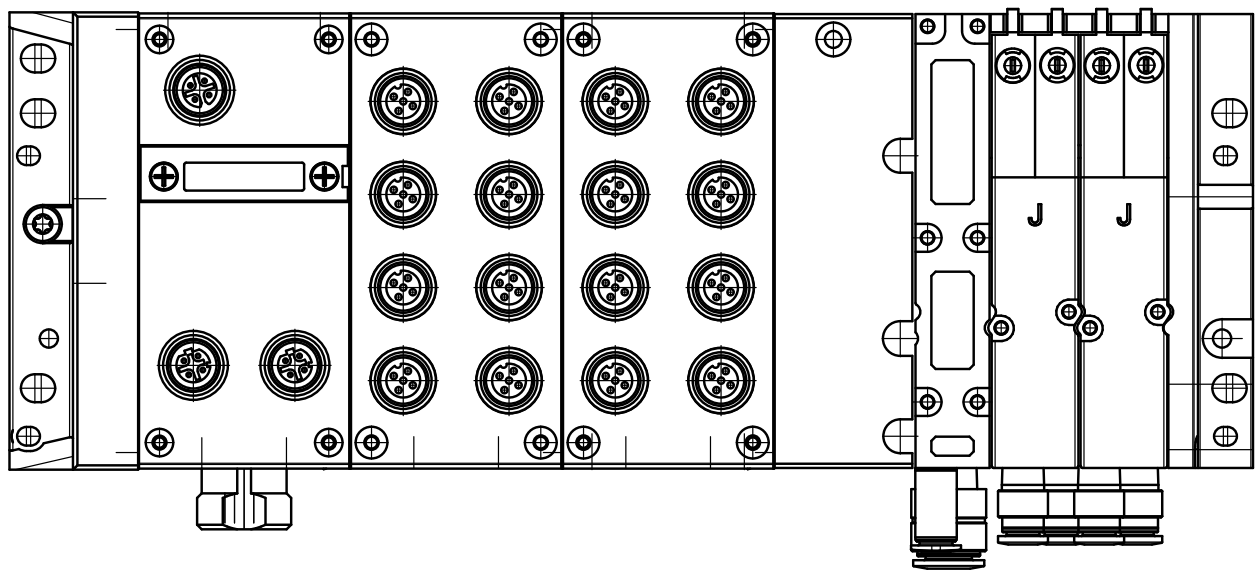
=V3AR11UQ41UQ3/1


=V3AR41UQ41KF1+.AR41UQ41/1

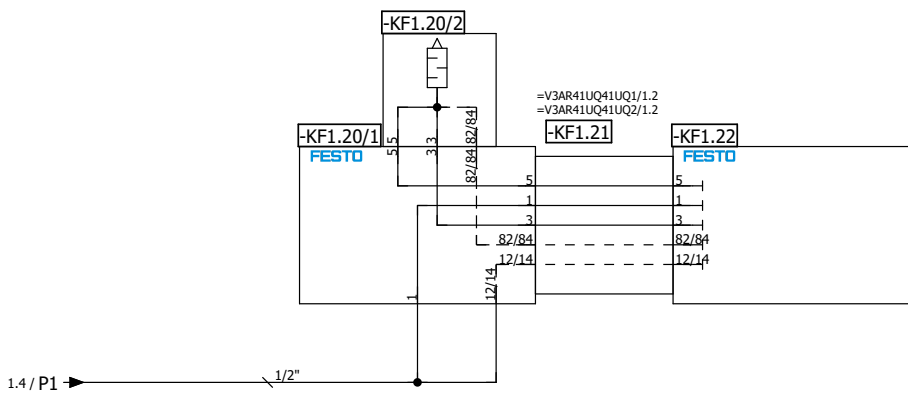
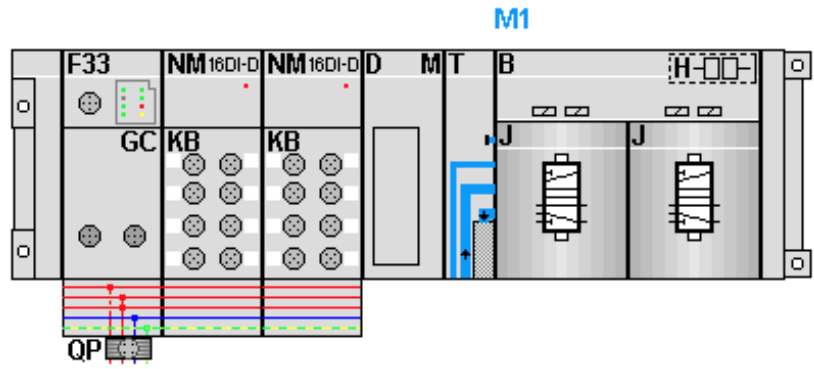
		Date	9/26/2022	Volvo Trucks North America		 Valiant Machine & Tool Spare	Drawing name:		= V3AR11UQ41UQ4
		Ed.	MKLEPADLO	P6700 Rear Wall - Robot Cell 2V06			= 2V06&MFS-PNEU		+ V3AR11UQ41
Modification	Date	Name	Original	Replacement of	Replaced by	Scale 1:1	Document type:	Project nr:	Page
							MFS	22-16148	1
									229



KF1.0



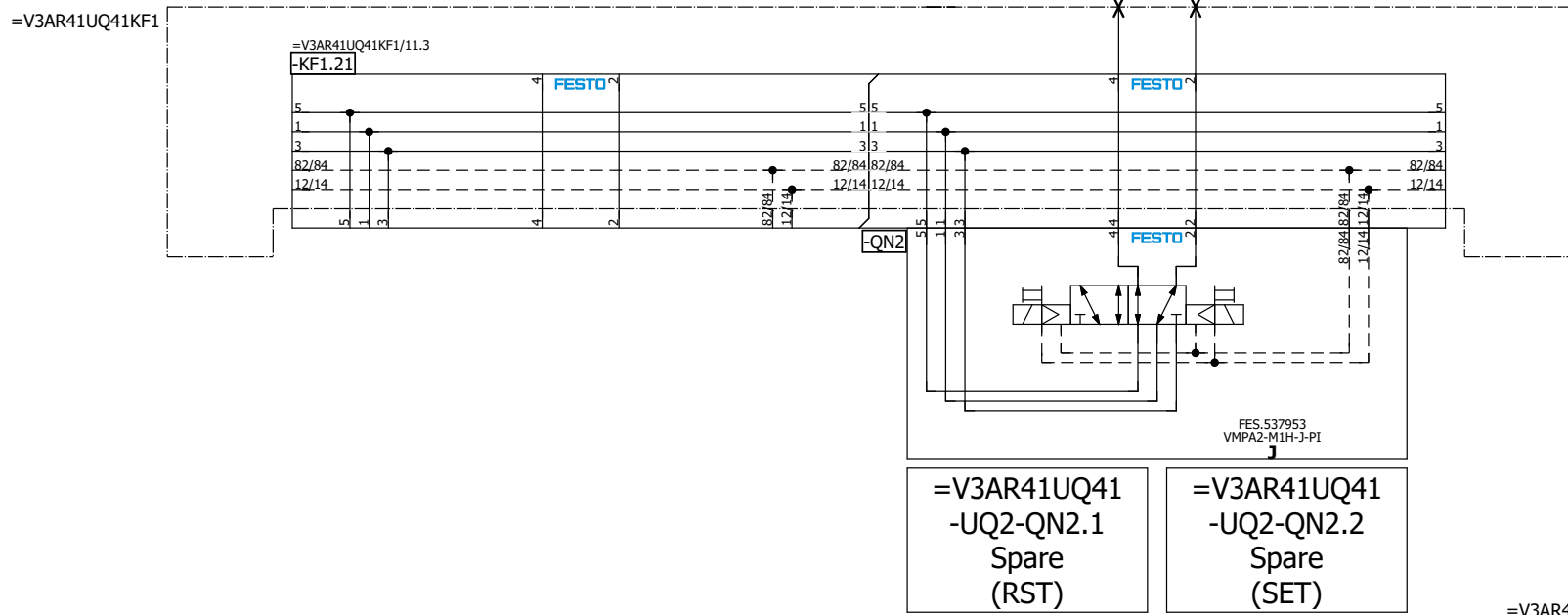
		Date	9/26/2022	Volvo Trucks North America		 Valiant Machine & Tool AIR SUPPLY CONFIGURATION	Drawing name: = 2V06&MFS-PNEU		= V3AR41UQ41KF1	
		Ed.	MKLEPADLO				Document type: MFS		Project nr: 22-16148	
Modification	Date	Name	Original	Replacement of	Replaced by	Scale 1:1			229	



5


=V3AR41UQ41UQ1/1

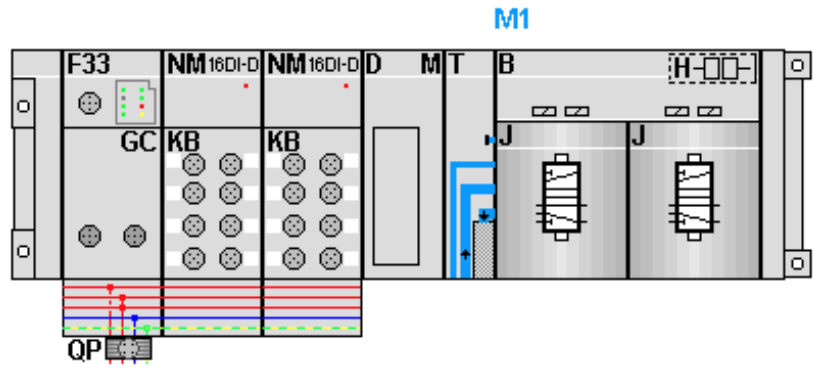
		Date	11/11/2022	Volvo Trucks North America		Valiant Machine & Tool	AIR SUPPLY		Drawing name: = 2V06&MFS-PNEU		= V3AR41UQ41KF1 + V3AR41UQ41	
		Ed.	KMAFFRE	P6700 Rear Wall - Robot Cell 2V06			Scale 1:1		Document type: MFS		Project nr: 22-16148	
Modification	Date	Name	Original	Replacement of	Replaced by							229



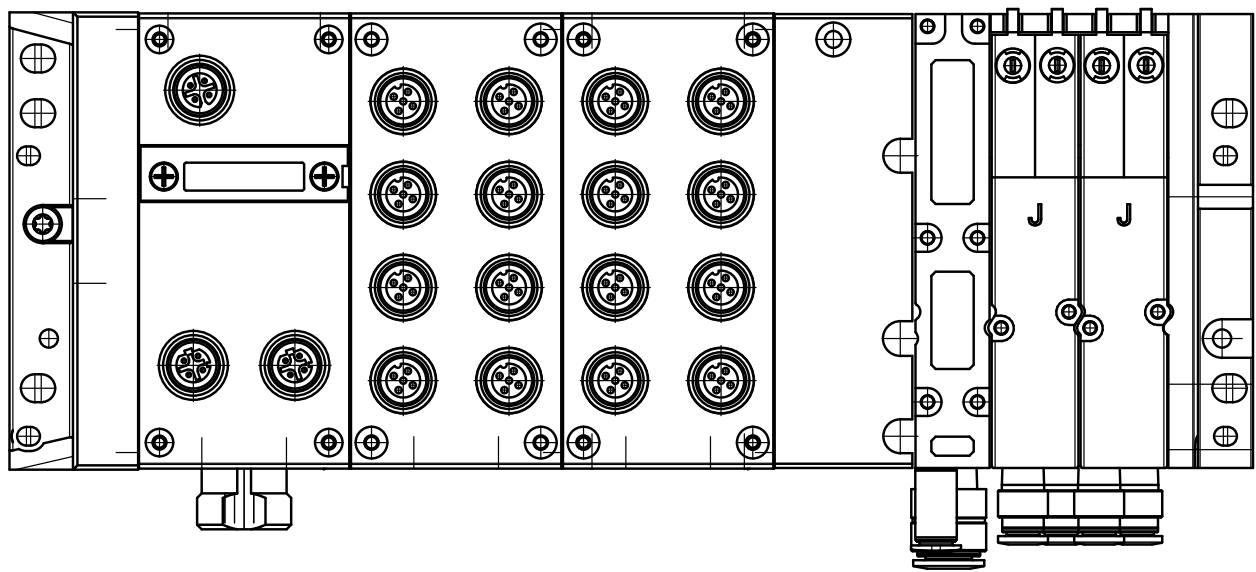
=V3AR41UQ41UQ1/1


=V3AR41UQ42KF1+.AR41UQ42/1

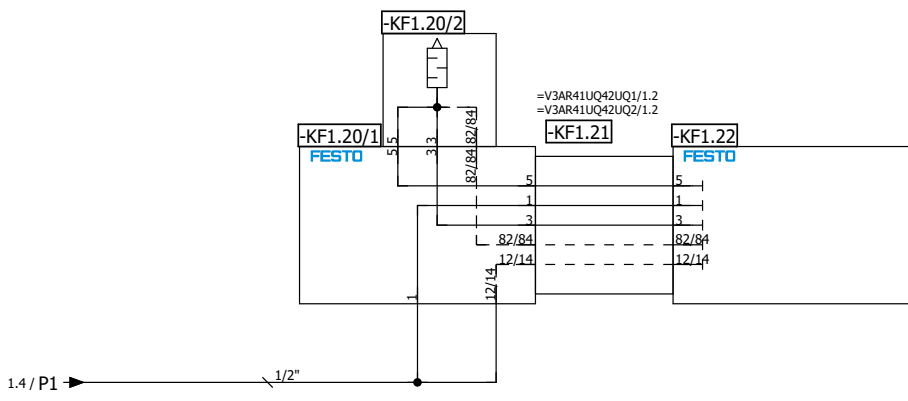
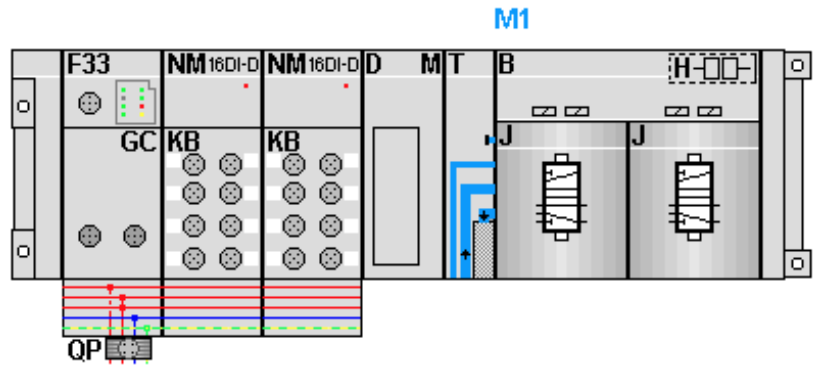
		Date	9/26/2022	Volvo Trucks North America		 Valiant Machine & Tool Spare	Drawing name:		= V3AR41UQ41UQ2			
		Ed.	MKLEPADLO				= 2V06&MFS-PNEU		+ V3AR41UQ41			
		Appr		P6700 Rear Wall - Robot Cell 2V06		Document type:		MFS	Project nr:	22-16148	Page	1
Modification	Date	Name	Original	Replacement of	Replaced by	Scale 1:1					Page	229



KF1.0

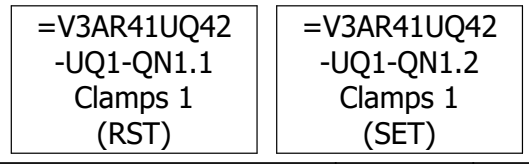
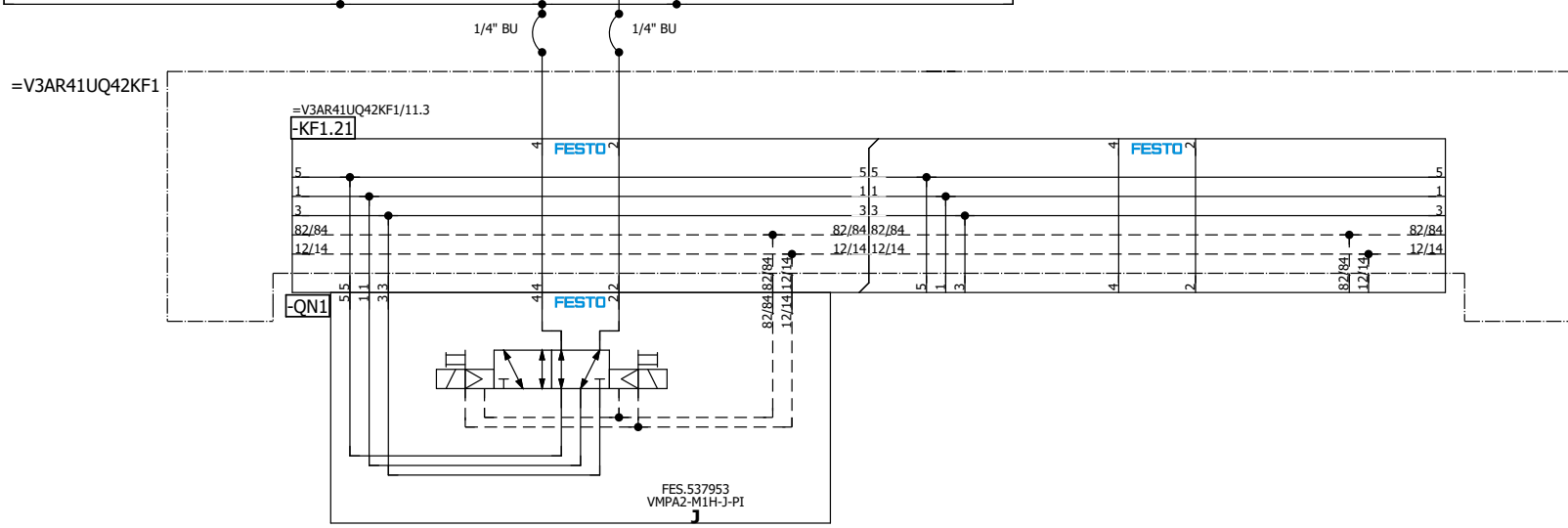
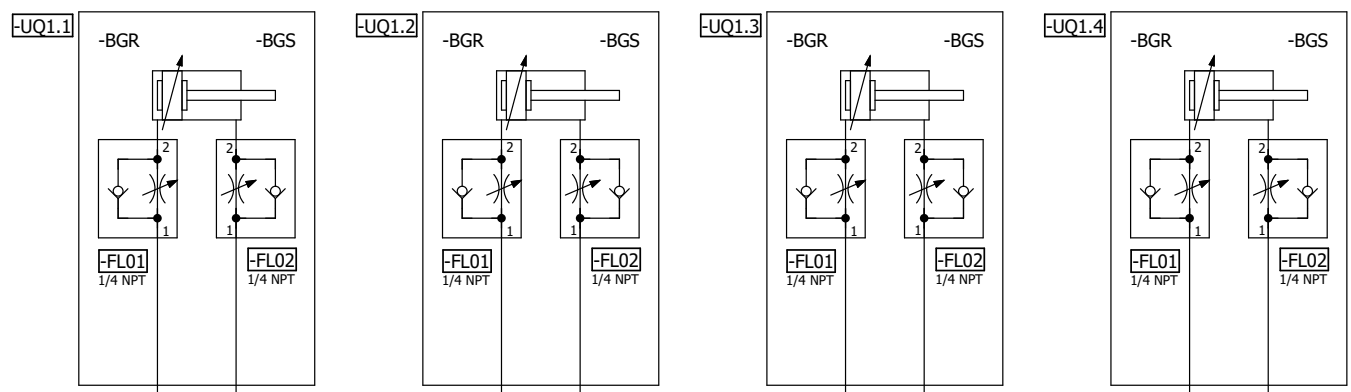


		Date	9/26/2022	Volvo Trucks North America		 Valiant Machine & Tool	AIR SUPPLY CONFIGURATION		Drawing name: = 2V06&MFS-PNEU		= V3AR41UQ42KF1	
		Ed.	MKLEPADLO	P6700 Rear Wall - Robot Cell 2V06			Scale 1:1		Document type: MFS		Project nr: 22-16148	
Modification	Date	Name	Original	Replacement of	Replaced by							229



=V3AR41UQ42UQ1/1

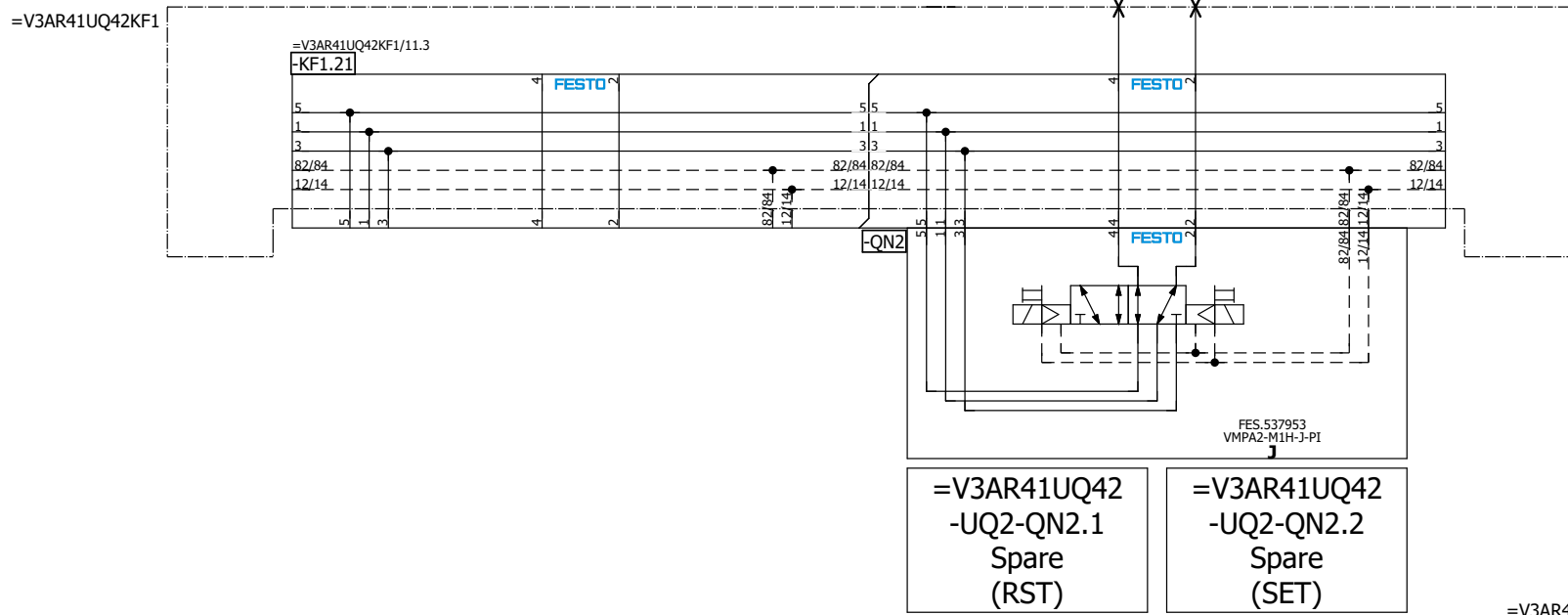
		Date	11/11/2022	Volvo Trucks North America		Valiant Machine & Tool	AIR SUPPLY		Drawing name:		= V3AR41UQ42KF1
		Ed.	KMAFFRE						Document type:		= 2V06&MFS-PNEU
		Appr		P6700 Rear Wall - Robot Cell 2V06		Scale 1:1			Project nr:		22-16148
Modification	Date	Name	Original	Replacement of	Replaced by				MFS		Page
											229



=V3AR41UQ42KF1/11


=V3AR41UQ42UQ2/1

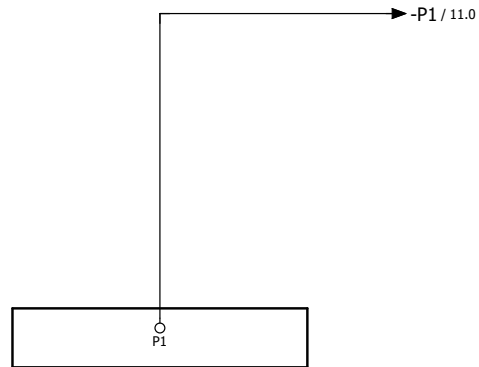
Date		11/7/2022	Volvo Trucks North America		Valiant Machine & Tool	Clamps 1		Drawing name:		= V3AR41UQ42UQ1			
Ed.		KMAFFRE	P6700 Rear Wall - Robot Cell 2V06			Scale 1:1		= 2V06&MFS-PNEU		+ V3AR41UQ42			
Appr			Replacement of		Replaced by		Document type:		MFS	Project nr:	22-16148	Page	1
Modification		Date	Name	Original							229		




=V3AR41UQ42UQ1/1

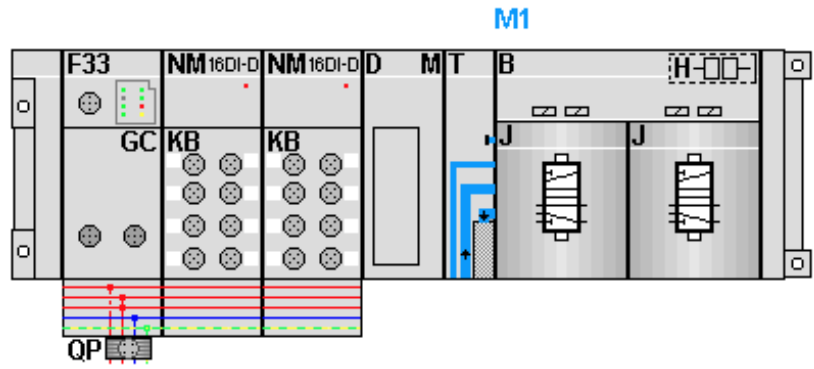
=V3AR42UQ41KF1+.AR42UQ41/1

		Date	9/26/2022	Volvo Trucks North America		 Valiant Machine & Tool Spare	Drawing name:		= V3AR41UQ42UQ2
		Ed.	MKLEPADLO	P6700 Rear Wall - Robot Cell 2V06			= 2V06&MFS-PNEU		+ V3AR41UQ42
Modification	Date	Name	Original	Replacement of	Replaced by	Scale 1:1	Document type:	Project nr:	Page
							MFS	22-16148	1
									229



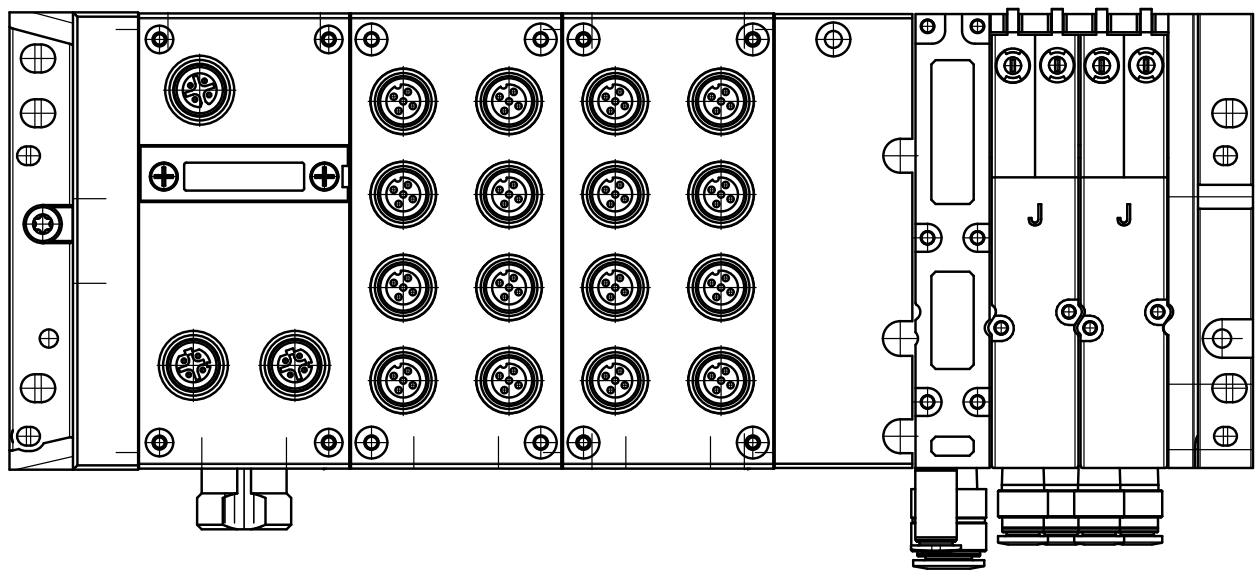
=V3AR41UQ42UQ2+.AR41UQ42/1


			Date	11/11/2022	Volvo Trucks North America		Valiant Machine & Tool	AIR SUPPLY GRIPPER	Drawing name:		= V3AR42UQ41KF1
			Ed.	KMAFFRE	P6700 Rear Wall - Robot Cell 2V06				= 2V06&MFS-PNEU		+ V3AR42UQ41
			Appr		Replacement of	Replaced by	Scale 1:1	Document type:	Project nr:	Page	1
Modification	Date	Name	Original					MFS	22-16148		229

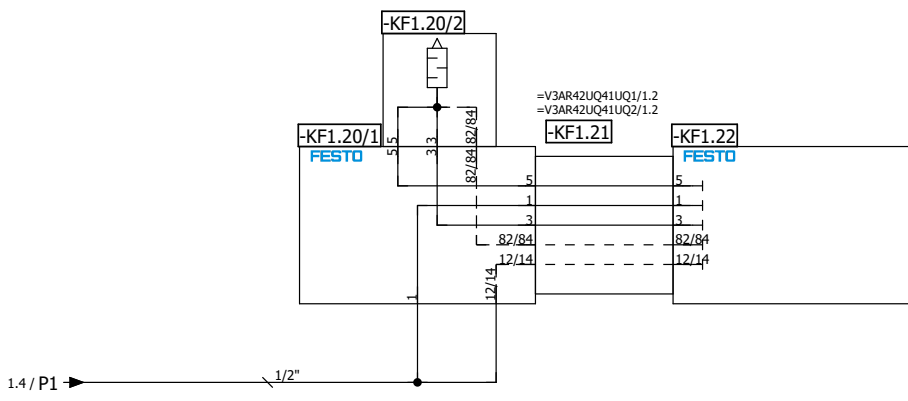
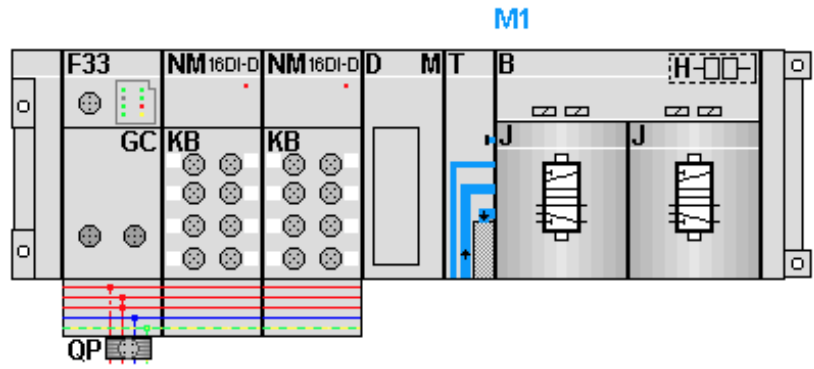


M1

KF1.0



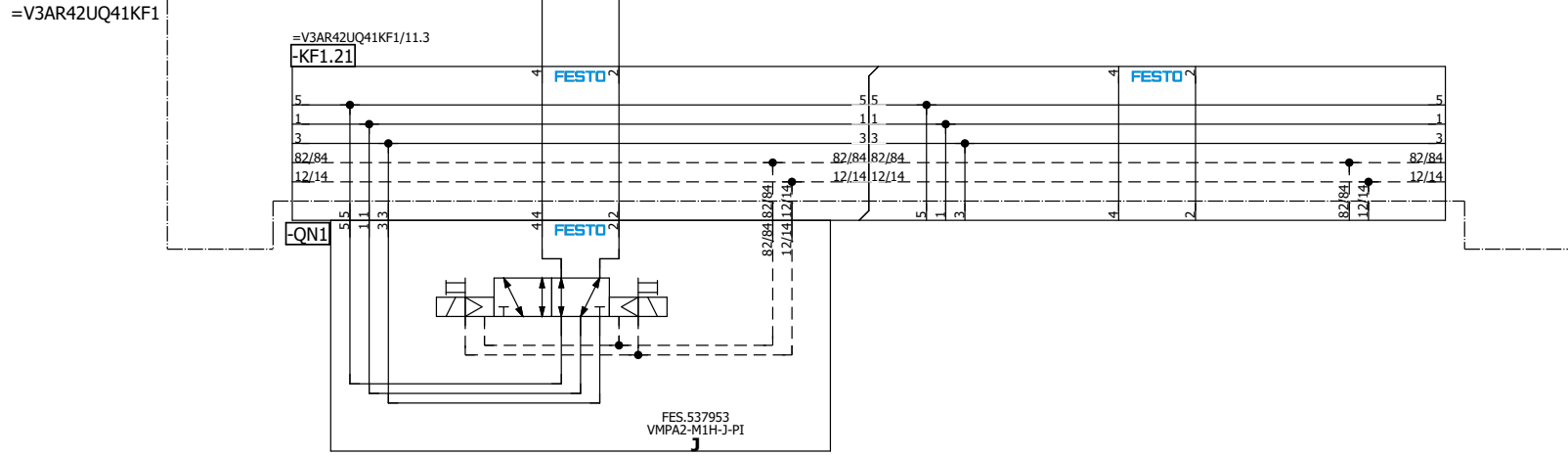
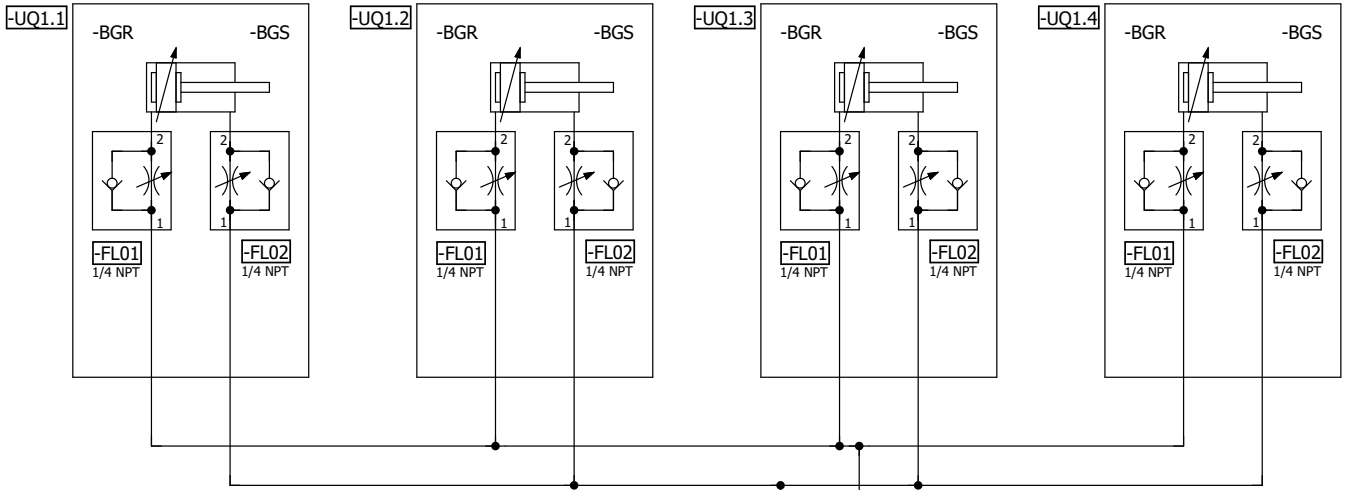
		Date	9/26/2022	Volvo Trucks North America		 Valiant Machine & Tool	AIR SUPPLY CONFIGURATION		Drawing name: = 2V06&MFS-PNEU		= V3AR42UQ41KF1	
		Ed.	MKLEPADLO	P6700 Rear Wall - Robot Cell 2V06			Scale 1:1		Document type: MFS		Project nr: 22-16148	
Modification	Date	Name	Original	Replacement of	Replaced by							229



5

=V3AR42UQ41UQ1/1

		Date	11/11/2022	Volvo Trucks North America		Valiant Machine & Tool	AIR SUPPLY		Drawing name: = 2V06&MFS-PNEU		= V3AR42UQ41KF1 + V3AR42UQ41	
		Ed.	KMAFFRE	P6700 Rear Wall - Robot Cell 2V06			Scale 1:1		Document type: MFS		Project nr: 22-16148	
Modification	Date	Name	Original	Replacement of	Replaced by							



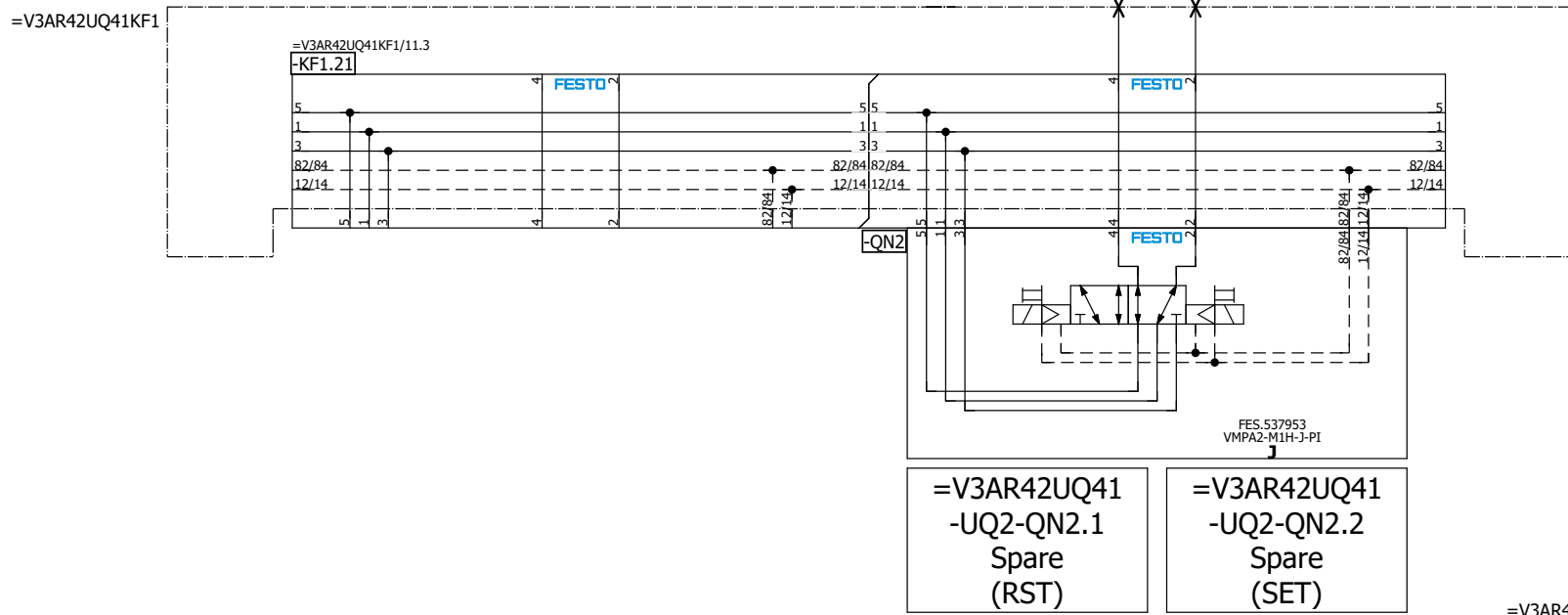
=V3AR42UQ41
-UQ1-QN1.1
Clamps 1
(RST)

=V3AR42UQ41
-UQ1-QN1.2
Clamps 1
(SET)

=V3AR42UQ41KF1/11

=V3AR42UQ41UQ2/1

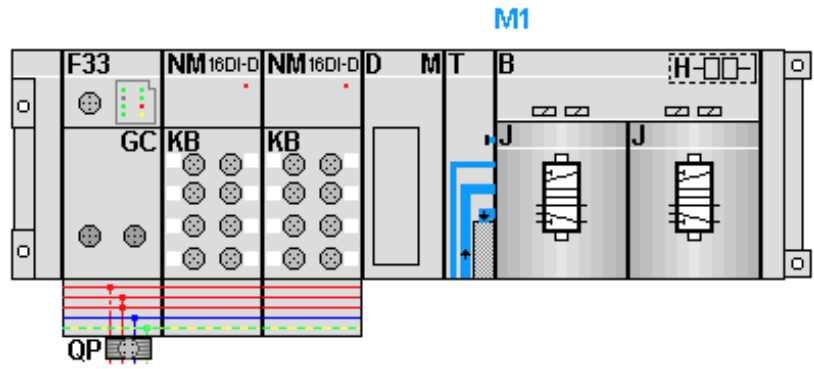
Date		11/7/2022	Volvo Trucks North America		Valiant Machine & Tool	Clamps 1		Drawing name: = 2V06&MFS-PNEU		= V3AR42UQ41UQ1 + V3AR42UQ41	
Ed.		KMAFFRE	P6700 Rear Wall - Robot Cell 2V06			Scale 1:1		Document type: MFS		Project nr: 22-16148	
Modification	Date	Name	Original	Replacement of	Replaced by					Page 229	



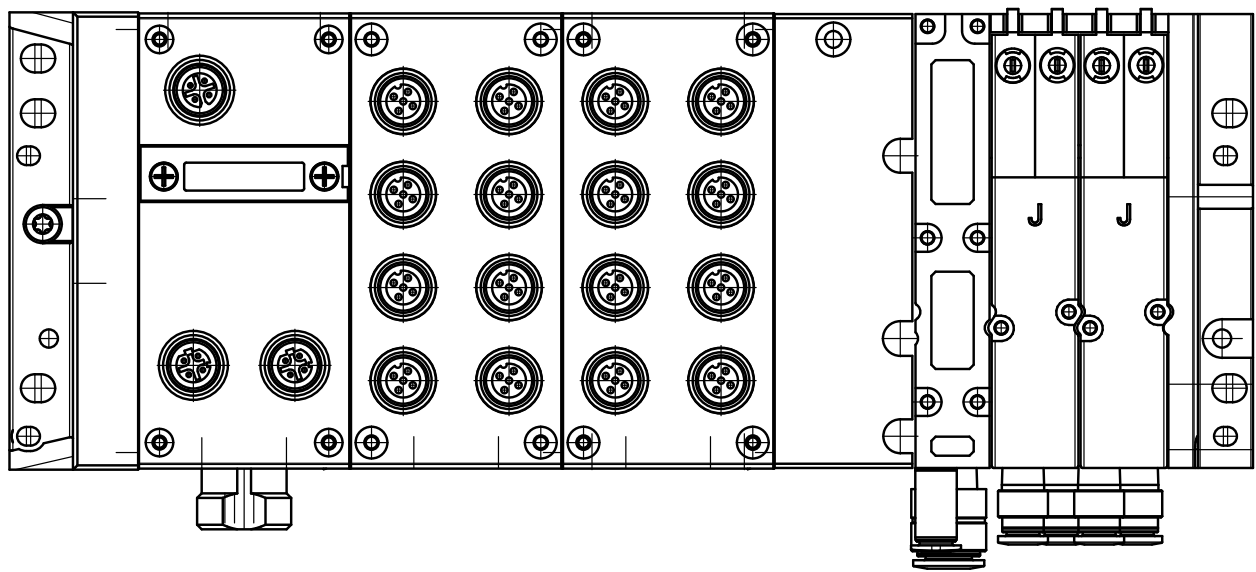
=V3AR42UQ41UQ1/1


=V3AR42UQ42KF1+.AR42UQ42/1

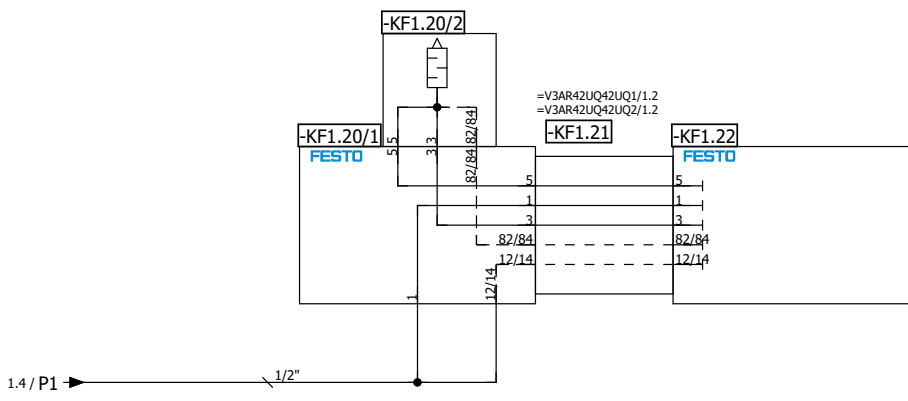
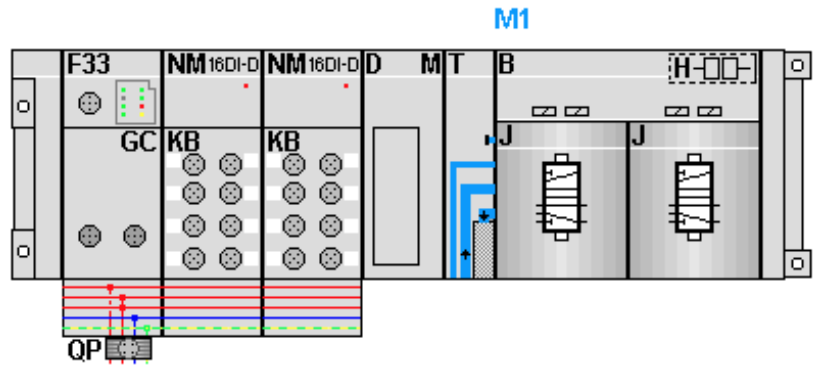
Date		9/26/2022		Volvo Trucks North America		Valiant Machine & Tool		Spare		Drawing name:		= V3AR42UQ41UQ2	
Ed.		MKLEPADLO				Scale 1:1				= 2V06&MFS-PNEU		+ V3AR42UQ41	
Appr				P6700 Rear Wall - Robot Cell 2V06						Document type:		Project nr:	
Modification		Date		Name		Replacement of		Replaced by		MFS		22-16148	
										Page		1	
												229	



KF1.0



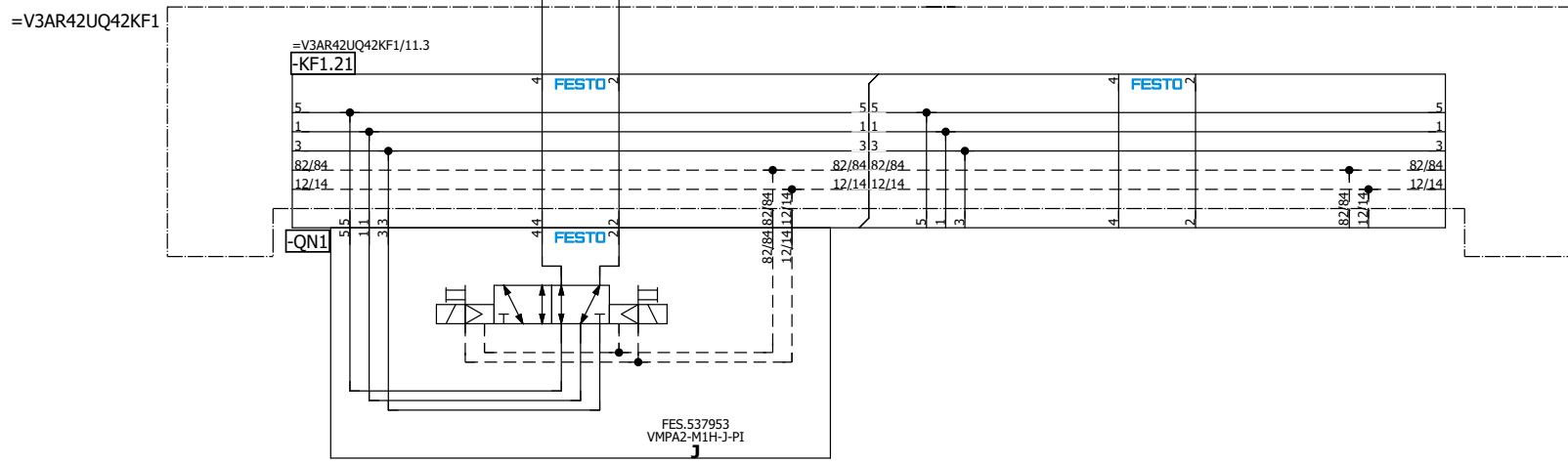
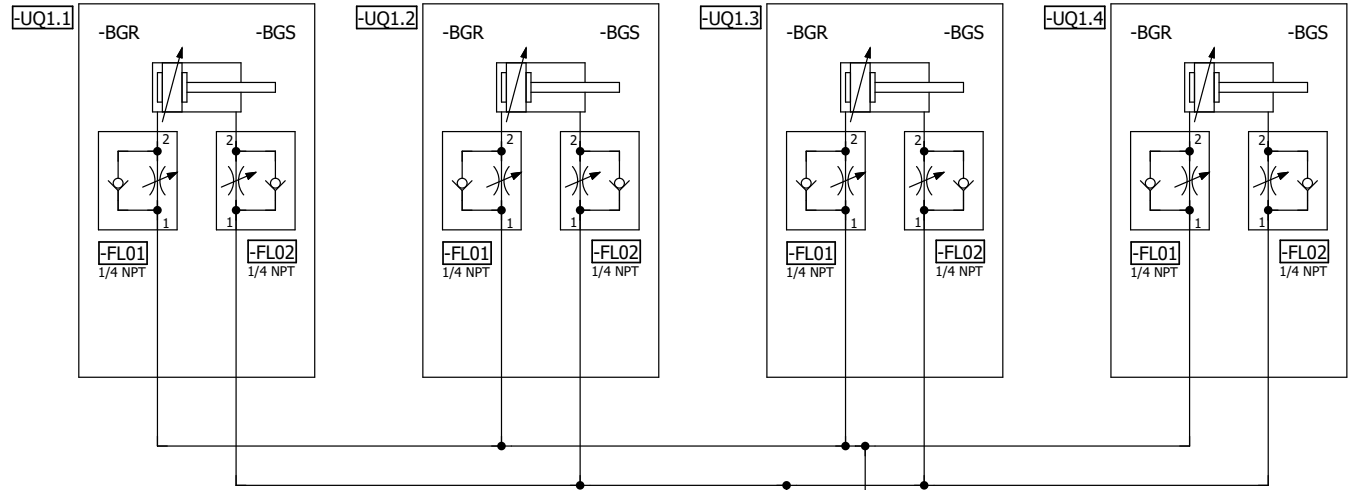
		Date	9/26/2022	Volvo Trucks North America		 Valiant Machine & Tool Scale 1:1	AIR SUPPLY CONFIGURATION		Drawing name: = 2V06&MFS-PNEU		= V3AR42UQ42KF1 + V3AR42UQ42	
		Ed.	MKLEPADLO	P6700 Rear Wall - Robot Cell 2V06					Document type: MFS		Project nr: 22-16148	
Modification	Date	Name	Original	Replacement of	Replaced by							229



5

=V3AR42UQ42UQ1/1

		Date	11/11/2022	Volvo Trucks North America		Valiant Machine & Tool	AIR SUPPLY	Drawing name:		= V3AR42UQ42KF1	
		Ed.	KMAFFRE					= 2V06&MFS-PNEU		+ V3AR42UQ42	
		Appr		P6700 Rear Wall - Robot Cell 2V06		Scale 1:1	Document type:		Project nr:	Page	11
Modification	Date	Name	Original	Replacement of	Replaced by		MFS		22-16148		229



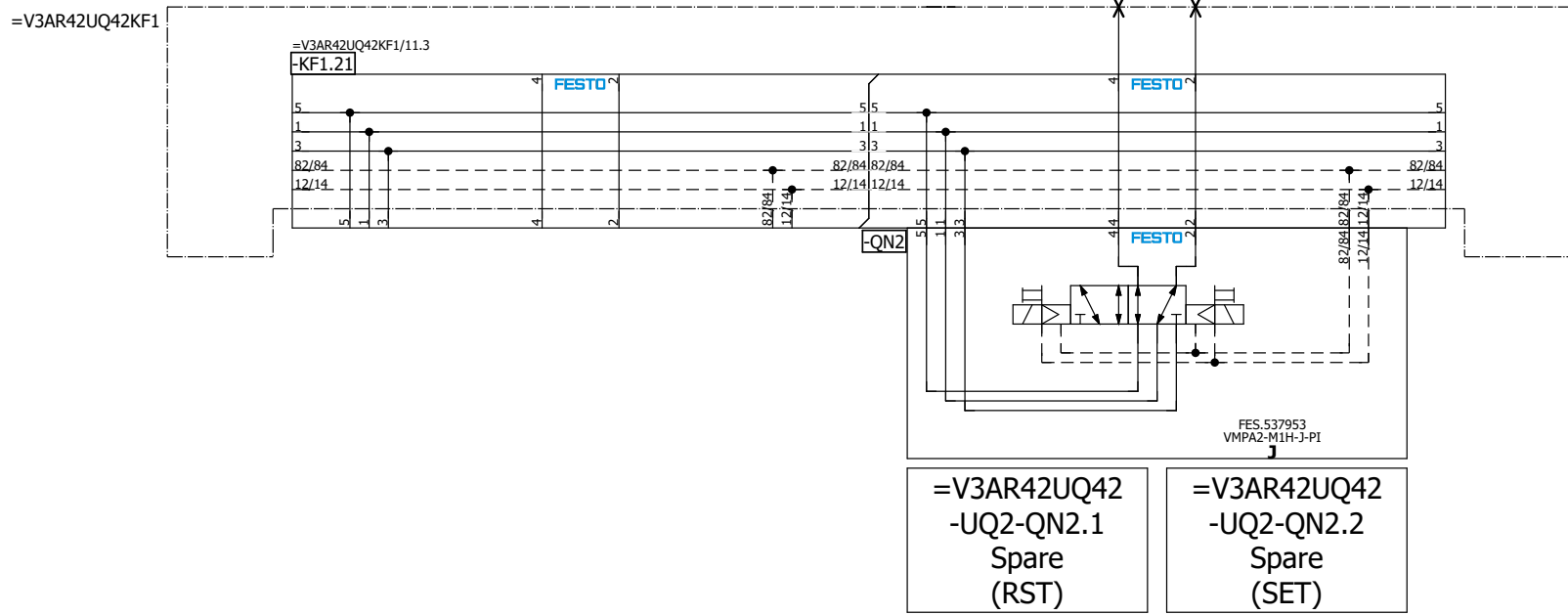
=V3AR42UQ42
-UQ1-QN1.1
Clamps 1
(RST)

=V3AR42UQ42
-UQ1-QN1.2
Clamps 1
(SET)

=V3AR42UQ42KF1/11


=V3AR42UQ42UQ2/1

Date	11/7/2022	Volvo Trucks North America	Valiant Machine & Tool	Clamps 1	Drawing name:	= 2V06&MFS-PNEU	= V3AR42UQ42UQ1
Ed.	KMAFFRE				Document type:	MFS	+ V3AR42UQ42
Appr		P6700 Rear Wall - Robot Cell 2V06	Scale 1:1		Project nr:	22-16148	Page 1
Modification	Date	Name	Original	Replacement of	Replaced by		229



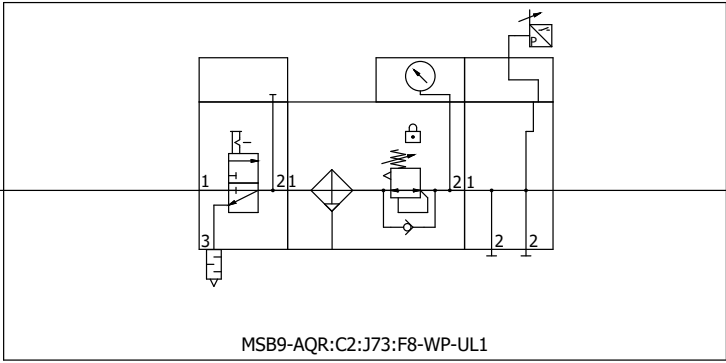
=V3AR42UQ42UQ1/1

=V3GL16+KH1/1

		Date	9/26/2022	Volvo Trucks North America		 Valiant Machine & Tool Spare	Drawing name:		= V3AR42UQ42UQ2
		Ed.	MKLEPADLO	P6700 Rear Wall - Robot Cell 2V06			= 2V06&MFS-PNEU		+ V3AR42UQ42
Modification	Date	Name	Original	Replacement of	Replaced by	Scale 1:1	Document type:	Project nr:	Page
							MFS	22-16148	1
									229

A2

=KH0+KH0/1.7 / +V3GL16KH1-P1




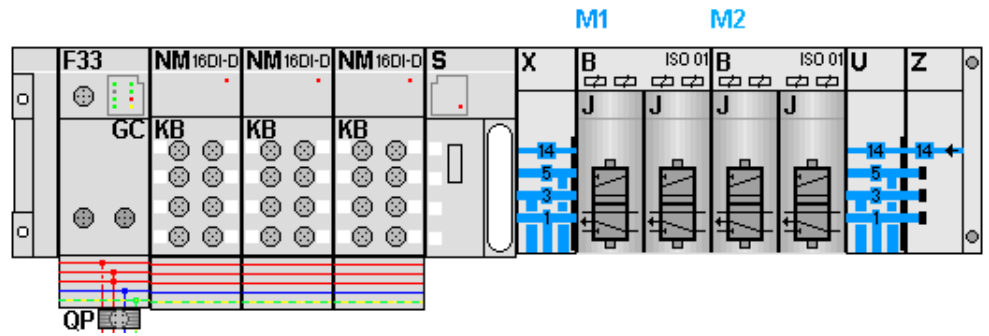
1/2"

+V3GL16UQ51-P1 / =V3GL16UQ51KF1+V3GL16UQ51/11.0

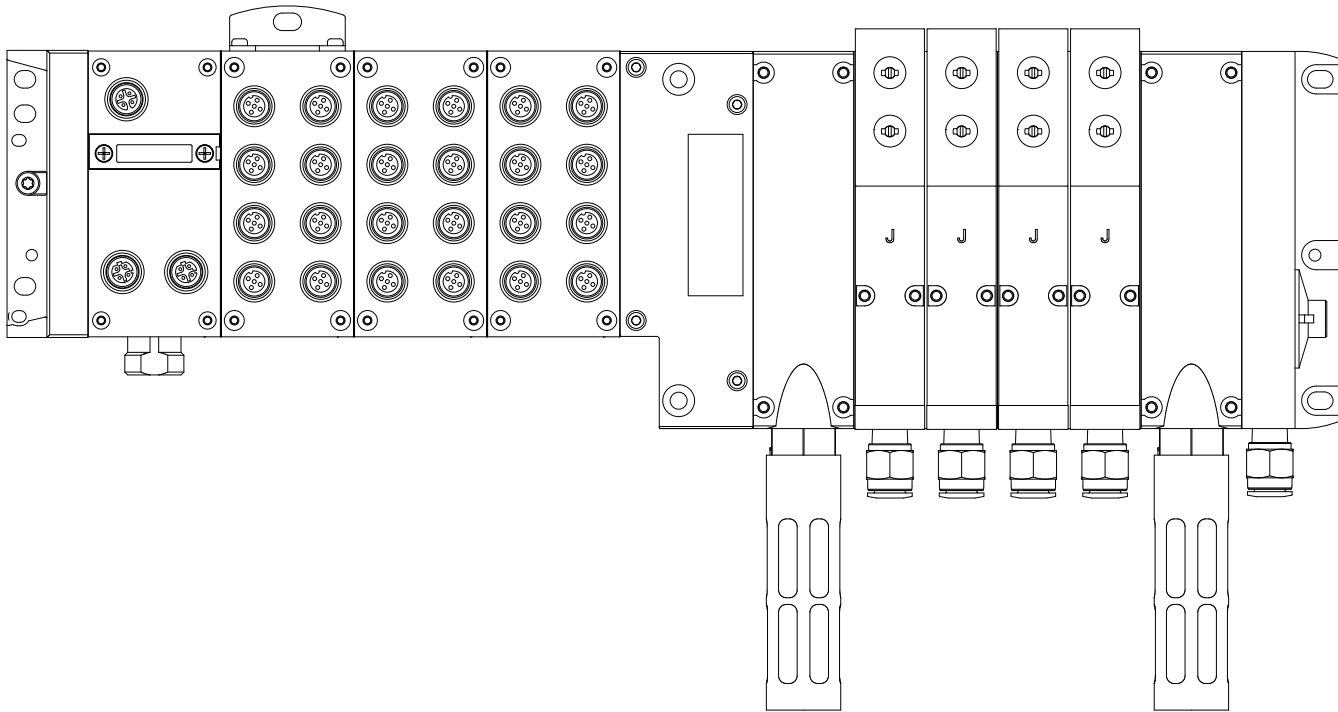
=V3AR42UQ42UQ2+V3AR42UQ42/1

=V3GL16UQ51KF1+V3GL16UQ51/5

			Date	10/31/2022	Volvo Trucks North America	 Valiant Machine & Tool	Incoming air supply (Fixture)	Drawing name:	= V3GL16		
			Ed.	KMAFFRE	P6700 Rear Wall - Robot Cell 2V06			= 2V03&MFS-PNEU	+ KH1		
Modification	Date	Name	Original		Replacement of	Replaced by	Scale 1:1	Document type:	Project nr:	Page	1
								MFS	22-16148		229



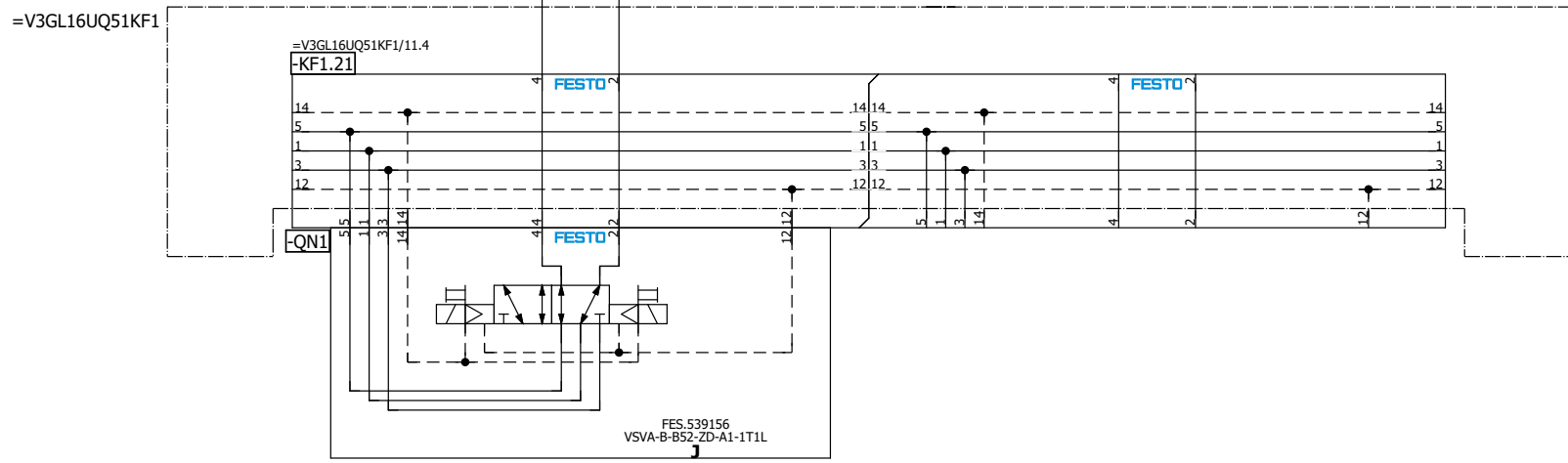
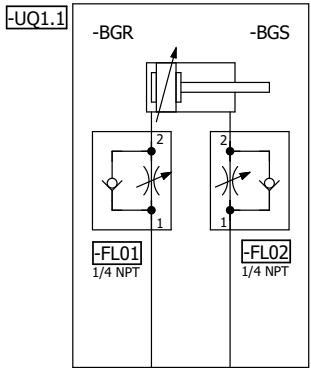
KF1.0



=V3GL16+KH1/1

11

		Date	9/26/2022	Volvo Trucks North America		Valiant Machine & Tool	AIR SUPPLY CONFIGURATION		Drawing name: = 2V03&MFS-PNEU		= V3GL16UQ51KF1 + V3GL16UQ51	
		Ed.	MKLEPADLO	P6700 Rear Wall - Robot Cell 2V06			Scale 1:1			Document type: MFS		Project nr: 22-16148
Modification	Date	Name	Original	Replacement of	Replaced by					Page	5 229	



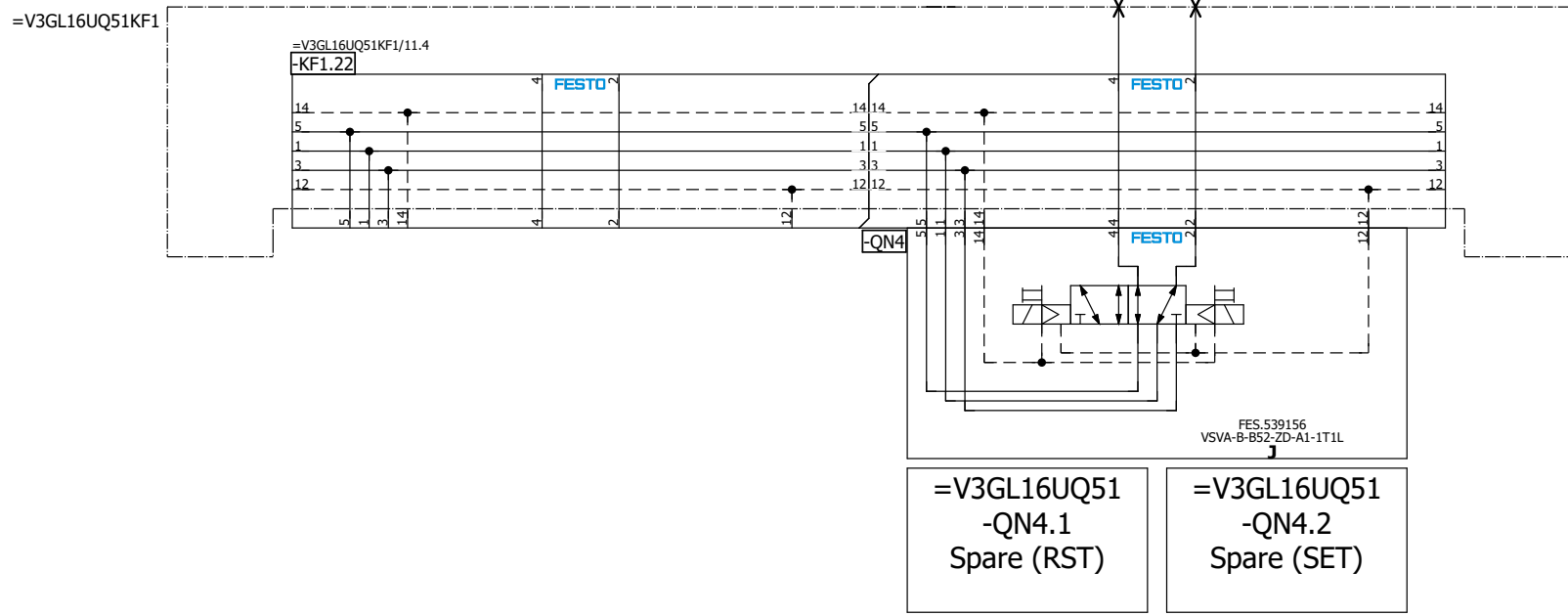
=V3GL16UQ51
-UQ1-QN1.1
Pallet Stop Sta #1
Load (RST)

=V3GL16UQ51
-UQ1-QN1.2
Pallet Stop Sta #1
Load (SET)

=V3GL16UQ51KF1/11

=V3GL16UQ51UQ2/1

Date	9/26/2022	Volvo Trucks North America	Valiant Machine & Tool Pallet Stop Station #1 Load	Drawing name:	= 2V03&MFS-PNEU	= V3GL16UQ51UQ1
Ed.	MKLEPADLO			Scale 1:1	Document type:	MFS
Appr		P6700 Rear Wall - Robot Cell 2V06		Project nr:	22-16148	Page 1
Modification	Date	Name	Replacement of	Replaced by		229

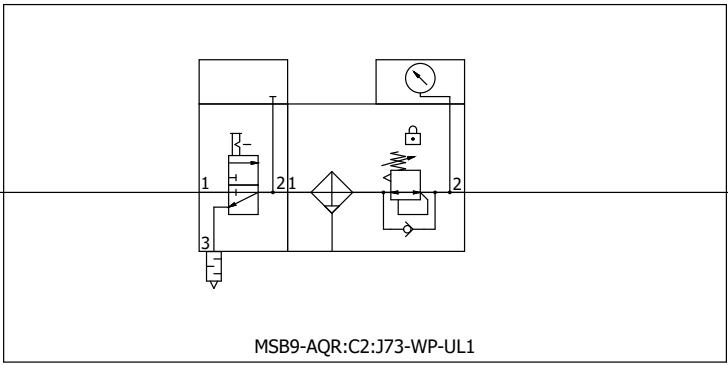


=V3GL16UQ51UQ6/1			Date	9/26/2022	Volvo Trucks North America	Valiant Machine & Tool Spare	Drawing name:	= 2V03&MFS-PNEU		= V3GL16UQ51UQx	
			Ed.	MKLEPADLO				= 2V03&MFS-PNEU		+ V3GL16UQ51	
			Appr		P6700 Rear Wall - Robot Cell 2V06	Scale 1:1	Document type:	Project nr:		Page	1
Modification	Date	Name	Original		Replacement of		Replaced by	MFS	22-16148		

=V3GM1+KH1/1

A2

=KH0+KH0/1.7 / +V3GM1KH1-P1




MSB9-AQR:C2:J73-WP-UL1

1/2"

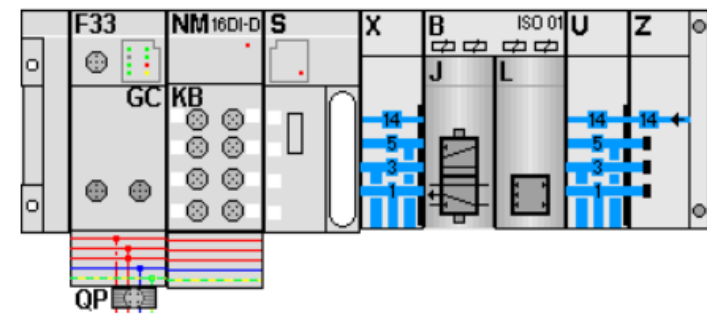
+V3GM1KH1-P1 /
Lift Assist

=V3GL16UQ51UQx+V3GL16UQ51/1

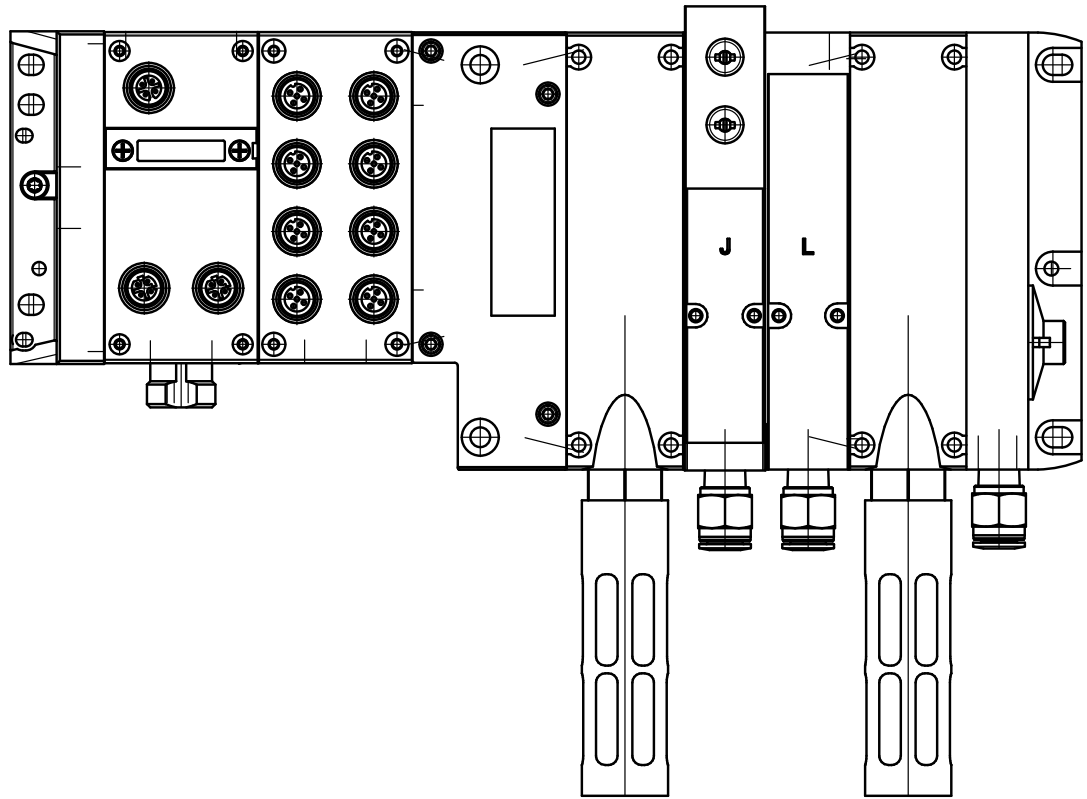
=V3PF1/1

			Date	10/31/2022	Volvo Trucks North America	 Valiant Machine & Tool	Incoming air supply (Lift Assist)	Drawing name:	= V3GM1		
			Ed.	KMAFFRE	P6700 Rear Wall - Robot Cell 2V06			= 2V06&MFS-PNEU	+ KH1		
Modification	Date	Name	Original		Replacement of	Replaced by	Scale 1:1	Document type:	Project nr:	Page	1
								MFS	22-16148		229

M1




KF1.0

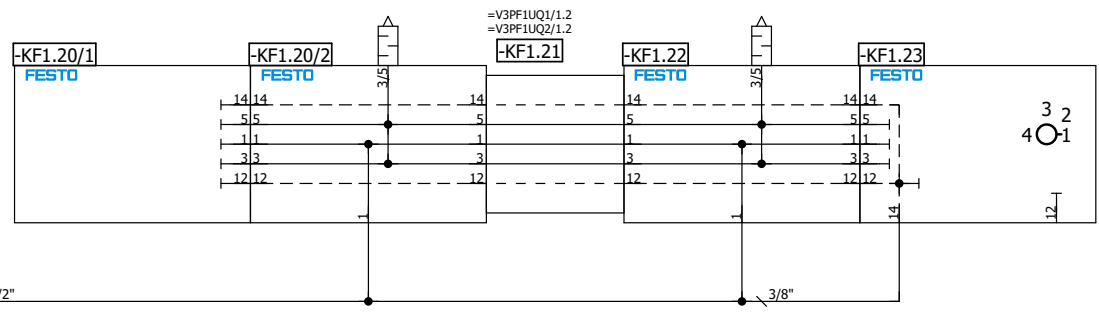
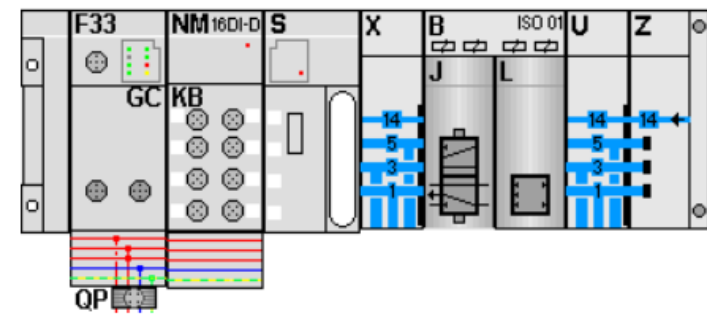


=V3PF1+KH1/1

11

		Date	11/1/2022	Volvo Trucks North America		 Valiant Machine & Tool AIR SUPPLY CONFIGURATION	Drawing name: = 2V06&MFS-PNEU		= V3PF1KF1	
		Ed.	MKLEPADLO				Document type: MFS		Project nr: 22-16148	
Modification	Date	Name	Original	Replacement of	Replaced by	Scale 1:1			Page 229	

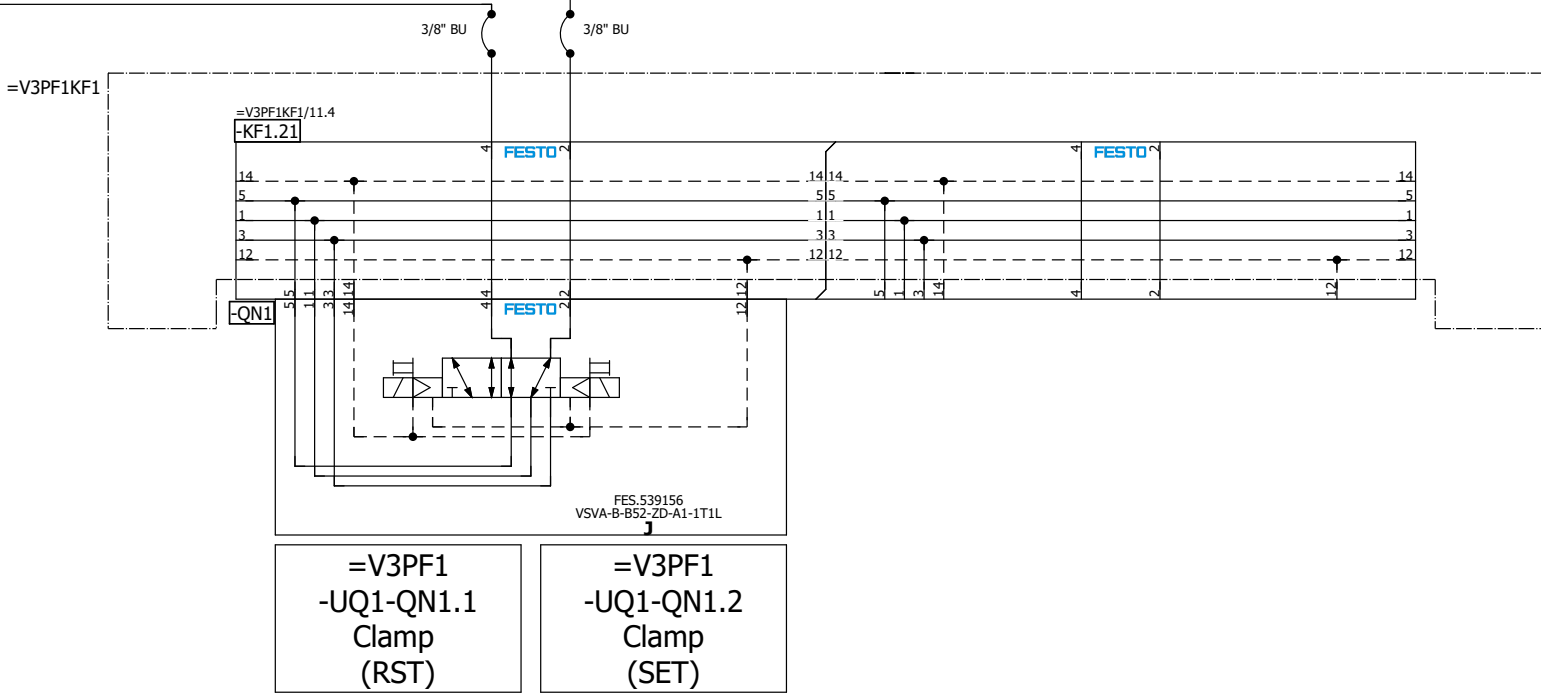
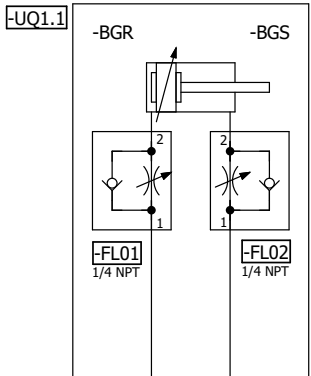
M1



=V3PF1+KH1/1.6 / +V3PF1-P1

=V3PF1UQ1/1

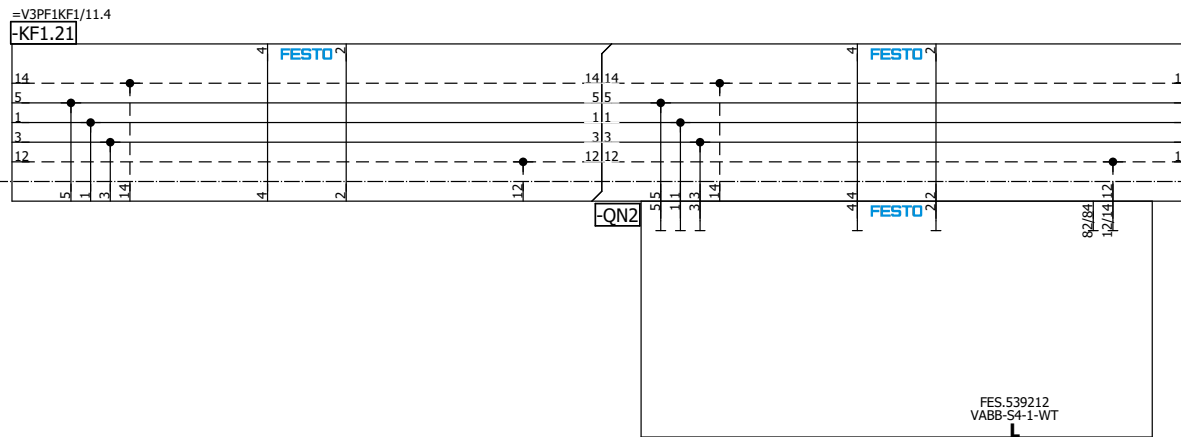
Date		10/31/2022		Volvo Trucks North America		Valiant Machine & Tool		AIR SUPPLY		Drawing name:		= V3PF1KF1	
Ed.		KMAFFRE		P6700 Rear Wall - Robot Cell 2V06		Scale 1:1				= 2V06&MFS-PNEU		+ V3PF1	
Appr				Replacement of		Replaced by				Document type:		Project nr:	
Modification		Date		Name		Original				MFS		22-16148	
											Page		11
													229



=V3PF1KF1/11


		Date	10/31/2022	Volvo Trucks North America		Valiant Machine & Tool Clamp	Drawing name: = 2V06&MFS-PNEU		= V3PF1UQ1 + V3PF1		
		Ed.	KMAFFRE	P6700 Rear Wall - Robot Cell 2V06			Document type:	MFS	Project nr:	22-16148	Page
Modification	Date	Name	Original	Replacement of	Replaced by	Scale 1:1					229

=V3PF1KF1

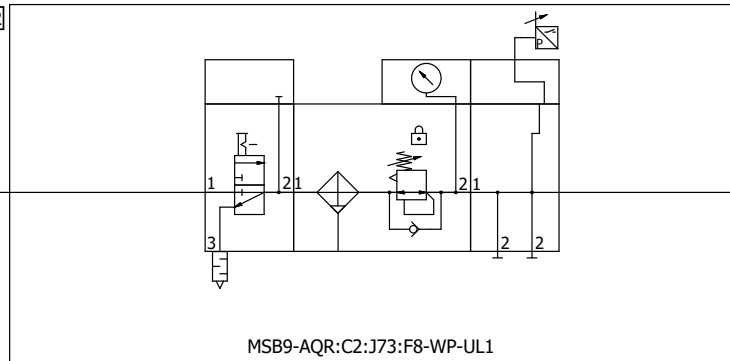


=V3PF1UQ1/1

=V3UQ51+KH1/1

				Date	9/26/2022	Volvo Trucks North America		 Valiant Machine & Tool Spare	Drawing name: = 2V06&MFS-PNEU		= V3PF1UQ2	
				Ed.	MKLEPADLO	P6700 Rear Wall - Robot Cell 2V06			Document type: MFS		Project nr: 22-16148	
Modification	Date	Name	Original	Replacement of	Replaced by	Scale 1:1		FES.539212 VABB-S4-1-WT		+ V3PF1		229

A2



=KH0+KH0/1.7 / +V3UQ51KH1-P1


1/2"

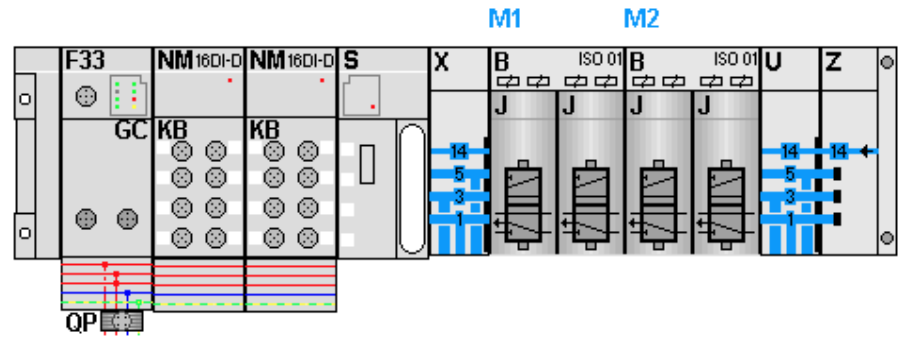
+V3UQ51-P1 / =V3UQ51KF1+V3UQ51/11.0

MSB9-AQR:C2:J73:F8-WP-UL1

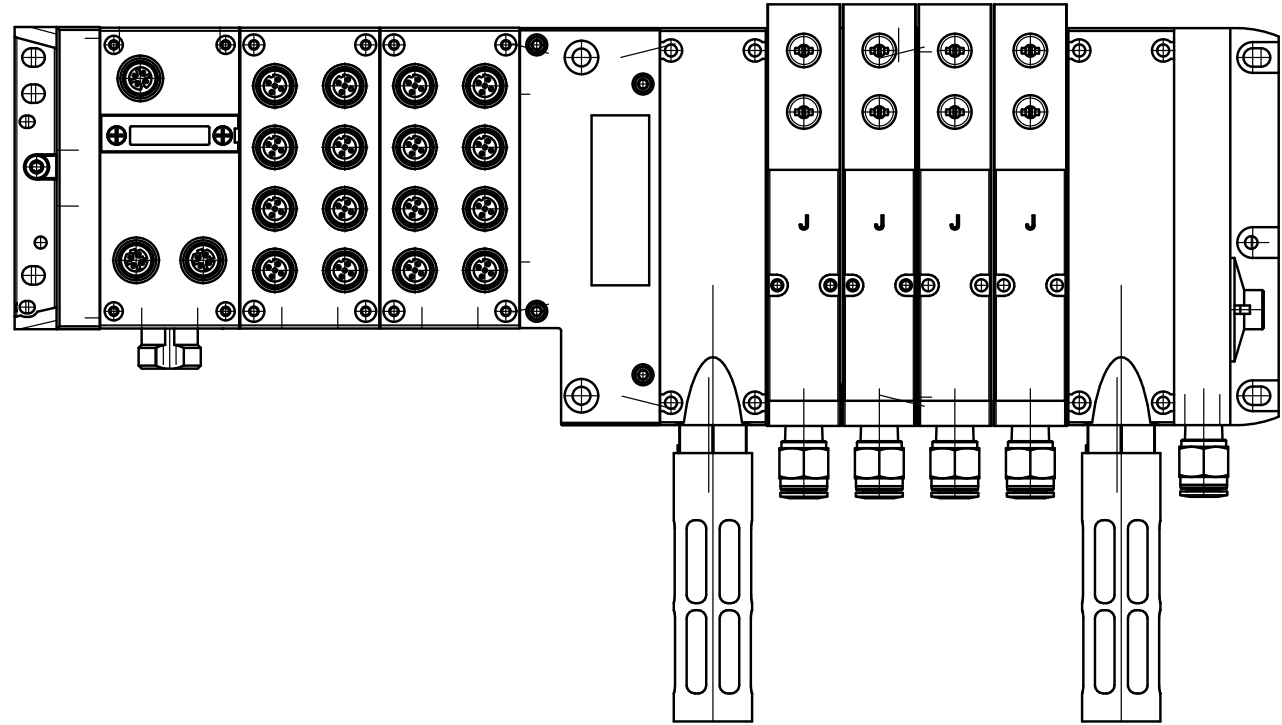
=V3PF1UQ2+V3PF1/1

=V3UQ51KF1+V3UQ51/5


			Date	10/31/2022	Volvo Trucks North America		 Valiant Machine & Tool	Incoming air supply (Fixture)	Drawing name:		= V3UQ51
			Ed.	KMAFFRE	P6700 Rear Wall - Robot Cell 2V06				= 2V06&MFS-PNEU	+ KH1	
			Appr		Replacement of		Scale 1:1	Document type:	Project nr:	Page	1
Modification	Date	Name	Original		Replaced by			MFS	22-16148		229

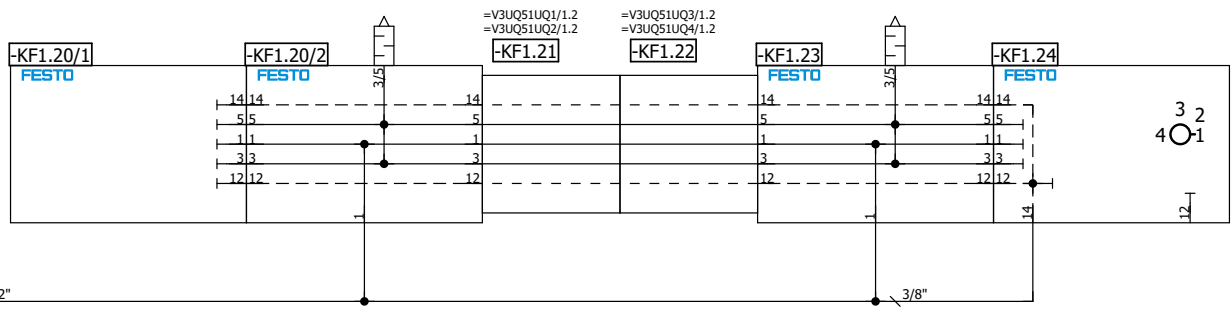
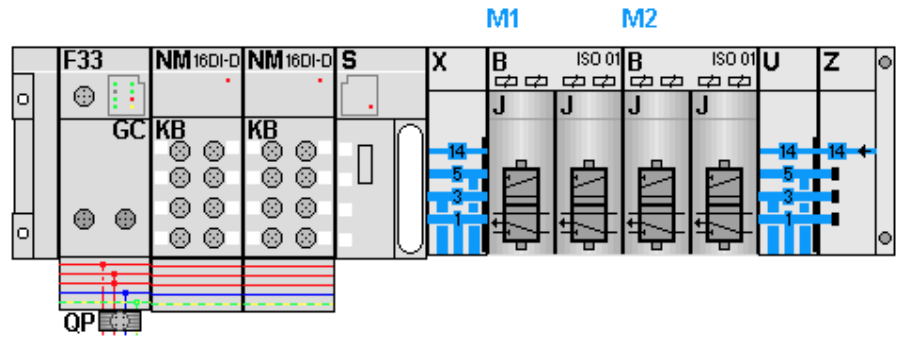


KF1.0

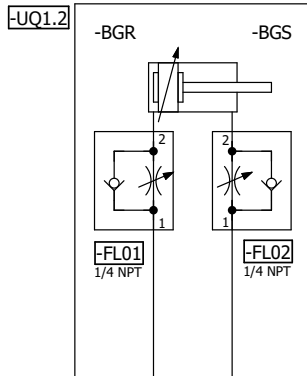
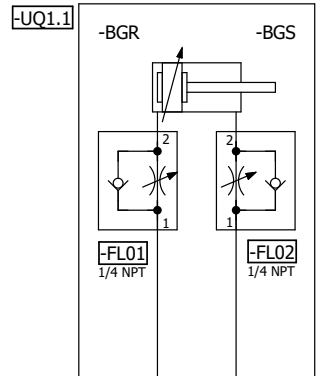


=V3UQ51+KH1/1

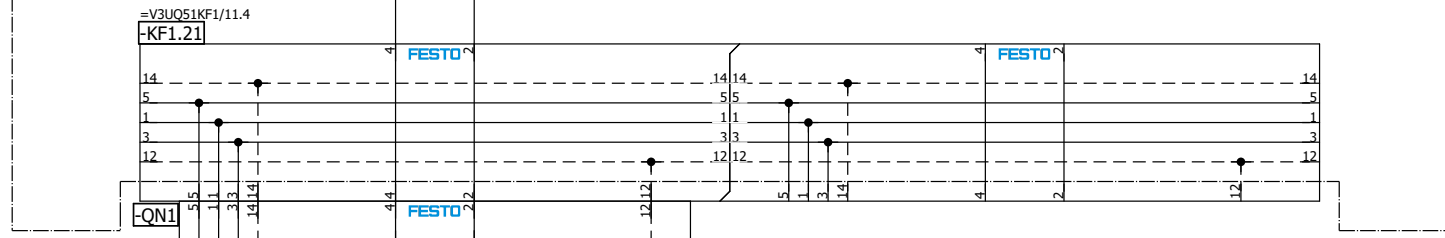
		Date	9/26/2022	Volvo Trucks North America		 Valiant Machine & Tool	AIR SUPPLY CONFIGURATION		Drawing name: = 2V06&MFS-PNEU		= V3UQ51KF1	
		Ed.	MKLEPADLO	P6700 Rear Wall - Robot Cell 2V06			Scale 1:1			Document type: MFS		+ V3UQ51
Modification	Date	Name	Original	Replacement of	Replaced by			Project nr: 22-16148		Page	5	
												229



				=V3UQ51UQ1/1			
		Date	9/26/2022	Volvo Trucks North America	Valiant Machine & Tool		
		Ed.	MKLEPADLO	AIR SUPPLY			
		Appr		P6700 Rear Wall - Robot Cell 2V06	Drawing name:		
		Original		Replacement of	= 2V06&MFS-PNEU	= V3UQ51KF1 + V3UQ51	
Modification	Date	Name	Original	Replaced by	Document type:	Project nr:	
					MFS	22-16148	
						Page	11
							229



=V3UQ51KF1

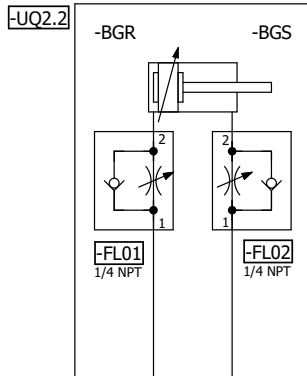
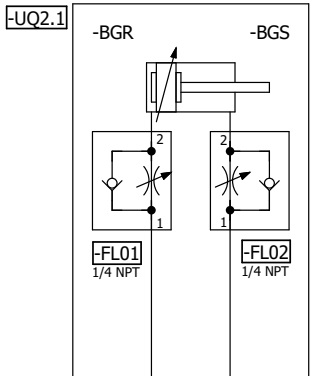


=V3UQ51
-UQ1-QN1.1
Clamps 1
(RST)

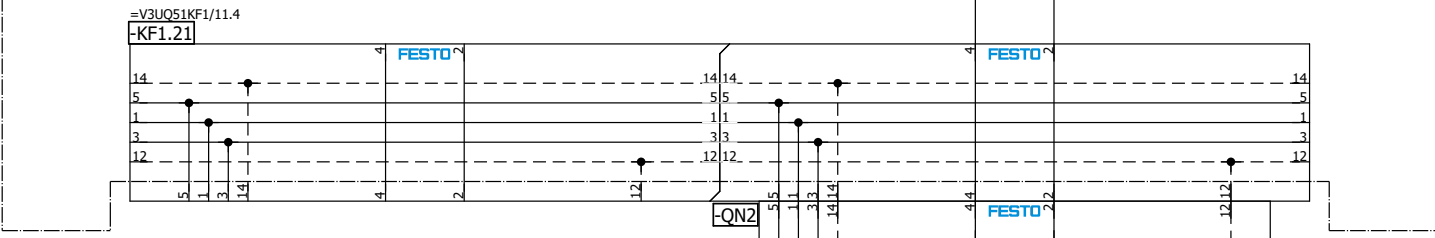
=V3UQ51
-UQ1-QN1.2
Clamps 1
(SET)

=V3UQ51UQ2/1

=V3UQ51KF1/11			Date	9/26/2022	Volvo Trucks North America	Valiant Machine & Tool	Clamps 1	Drawing name:		= V3UQ51UQ1
			Ed.	MKLEPADLO				= 2V06&MFS-PNEU		+ V3UQ51
			Appr		P6700 Rear Wall - Robot Cell 2V06	Scale 1:1		Document type:	Project nr:	Page
Modification	Date	Name	Original	Replacement of	Replaced by			MFS	22-16148	1



=V3UQ51KF1

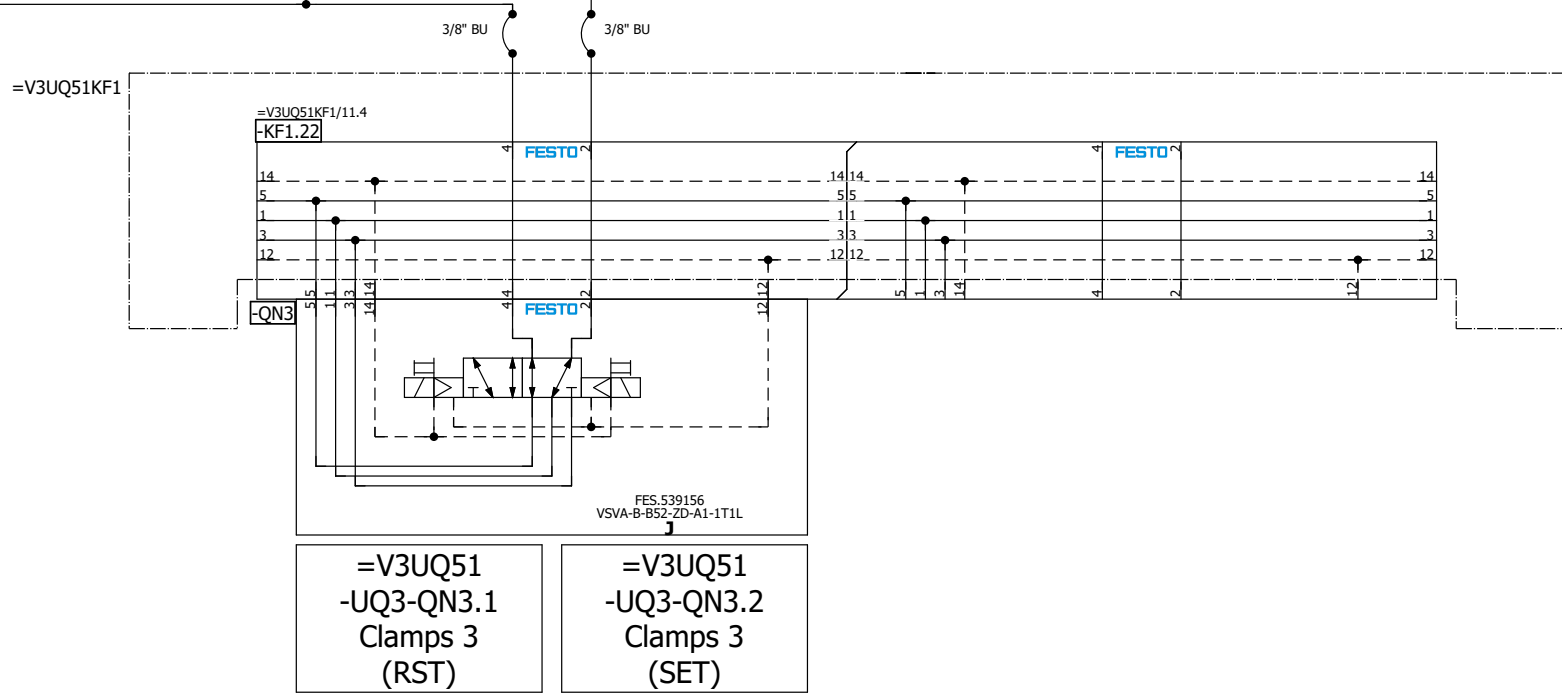
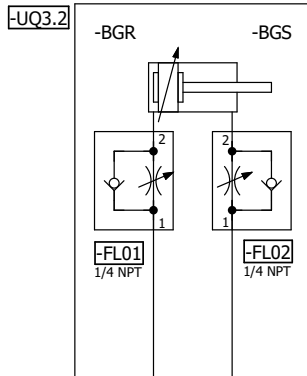
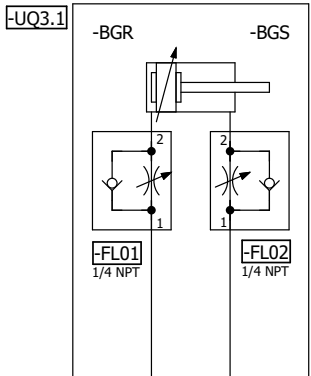


=V3UQ51
-UQ2-QN2.1
Clamps 2
(RST)

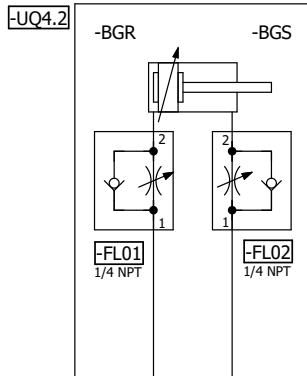
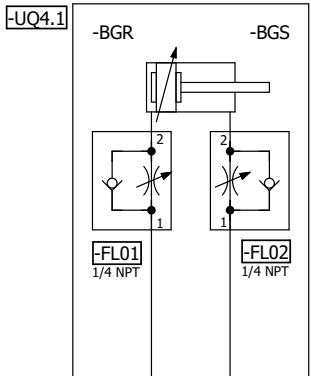
=V3UQ51
-UQ2-QN2.2
Clamps 2
(SET)

=V3UQ51UQ3/1

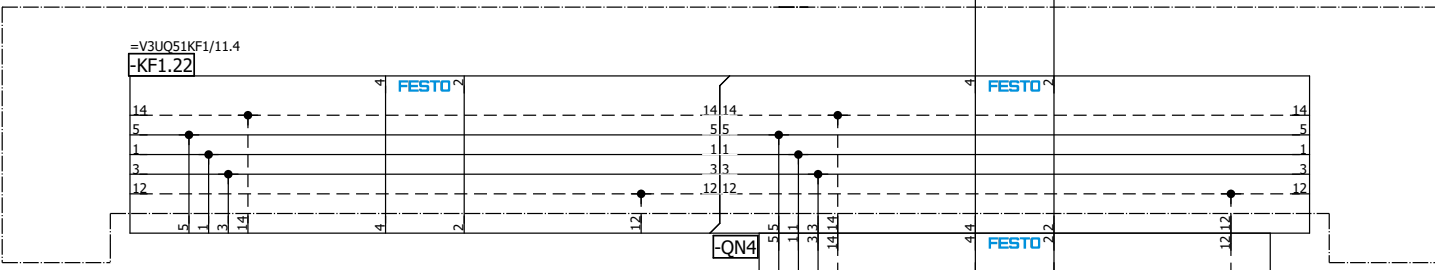
		Date	9/26/2022	Volvo Trucks North America		Valiant Machine & Tool	Clamps 2	Drawing name:		= V3UQ51UQ2
		Ed.	MKLEPADLO	P6700 Rear Wall - Robot Cell 2V06				= 2V06&MFS-PNEU		+ V3UQ51
		Appr		Replacement of		Scale 1:1		Document type:	Project nr:	Page 1
Modification	Date	Name	Original	Replaced by				MFS	22-16148	229



		Date	9/26/2022	Volvo Trucks North America	Valiant Machine & Tool	Clamps 3	Drawing name:		= V3UQ51UQ3
		Ed.	MKLEPADLO				= 2V06&MFS-PNEU		+ V3UQ51
		Appr		P6700 Rear Wall - Robot Cell 2V06	Scale 1:1		Document type:	Project nr:	Page 1
Modification	Date	Name	Original	Replacement of			Replaced by	MFS	22-16148



=V3UQ51KF1



-QN4

3/8" BU

3/8" BU

FES.539156
VSVA-B-B52-ZD-A1-1T1L

=V3UQ51
-UQ4-QN4.1
Clamps 4
(RST)

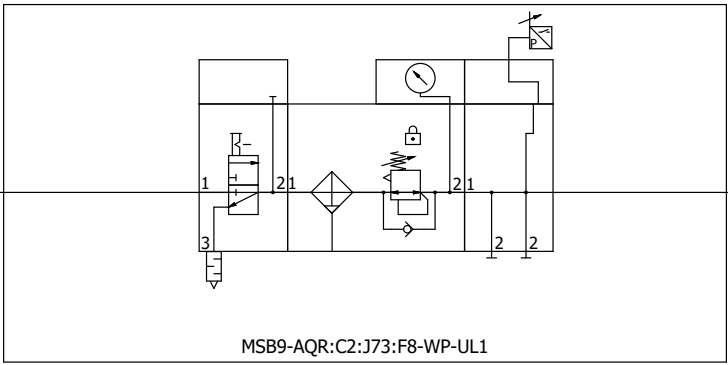
=V3UQ51
-UQ4-QN4.2
Clamps 4
(SET)

=V3UQ52+KH1/1

=V3UQ51UQ3/1

Date	9/26/2022	Volvo Trucks North America	Valiant Machine & Tool	Clamps 4	Drawing name: = 2V06&MFS-PNEU	= V3UQ51UQ4 + V3UQ51
Ed.	MKLEPADLO	P6700 Rear Wall - Robot Cell 2V06				
Appr		Replacement of	Replaced by	Scale 1:1	Document type: MFS	Project nr: 22-16148
Modification	Date	Name	Original			Page 1 229

A2




=KH0+KH0/1.7 / +V3UQ52KH1-P1

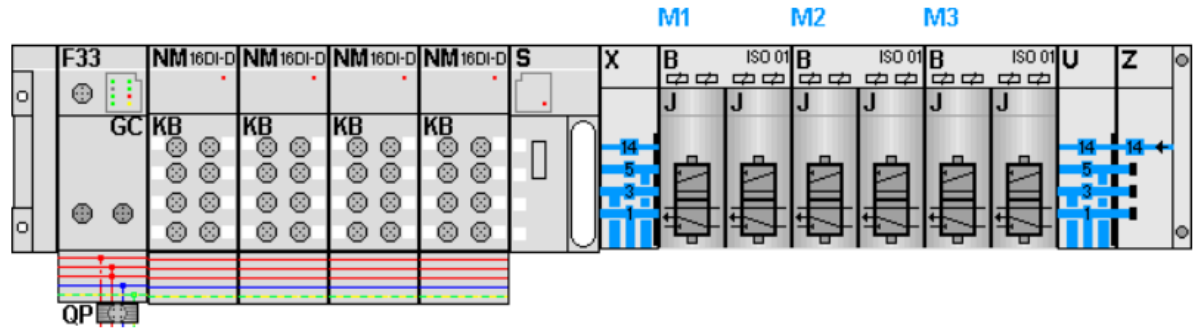
+V3UQ52-P1 / =V3UQ52KF1+V3UQ52/11.0

MSB9-AQR:C2:J73:F8-WP-UL1

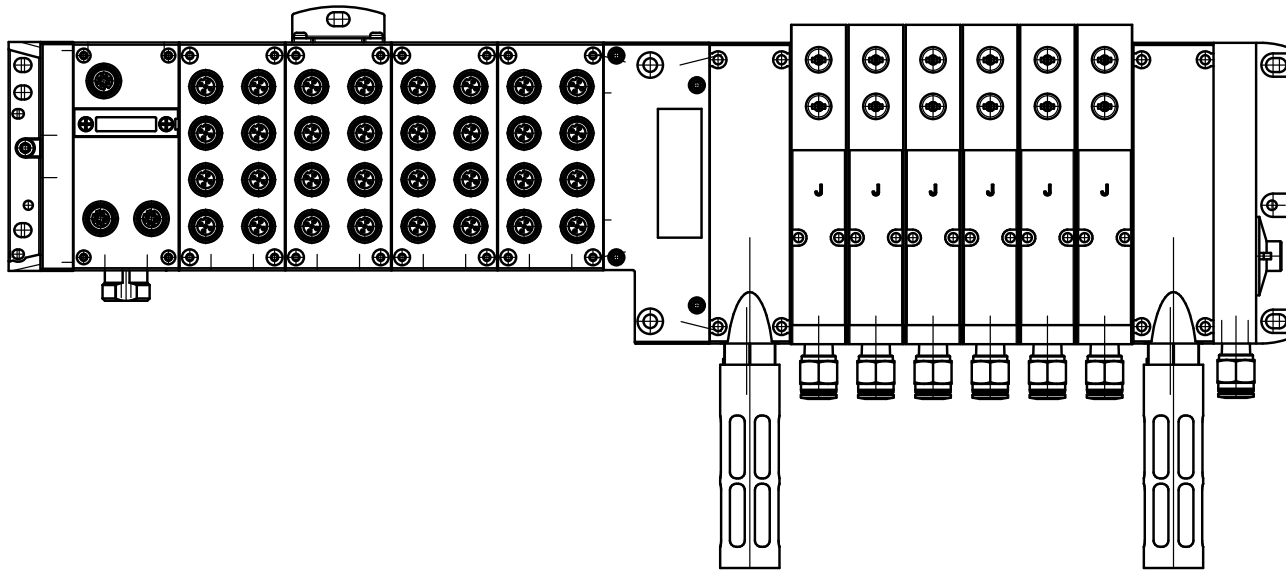
=V3UQ51UQ4+V3UQ51/1

=V3UQ52KF1+V3UQ52/5

			Date	10/31/2022	Volvo Trucks North America		 Valiant Machine & Tool	Incoming air supply (Fixture)	Drawing name:		= V3UQ52
			Ed.	KMAFFRE	P6700 Rear Wall - Robot Cell 2V06				= 2V06&MFS-PNEU		+ KH1
			Appr		Replacement of		Scale 1:1	Document type:	Project nr:	Page 1	
Modification	Date	Name	Original		Replaced by			MFS	22-16148	229	




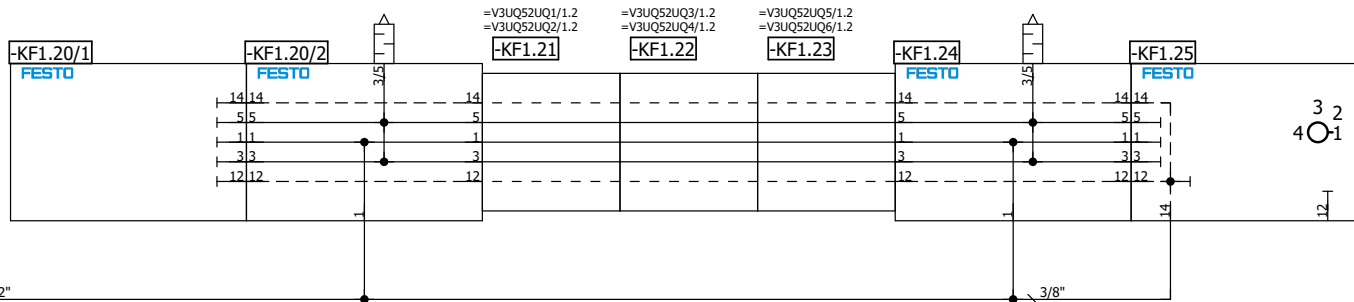
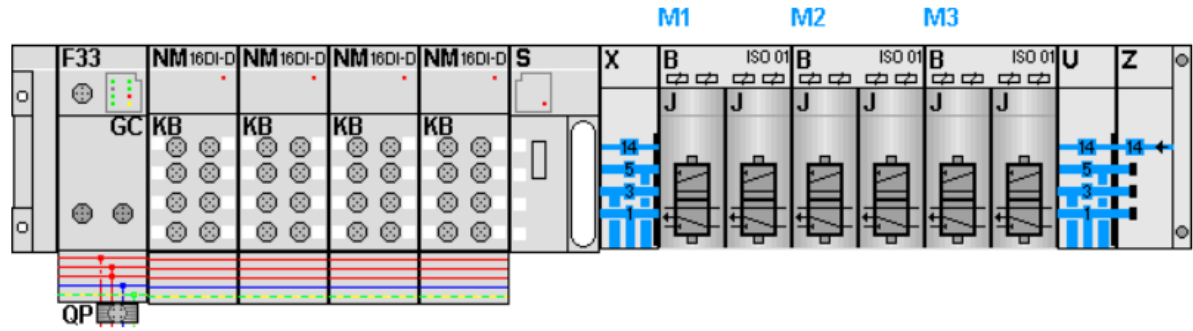
KF1.0



=V3UQ52+KH1/1

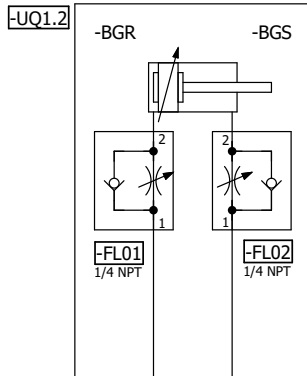
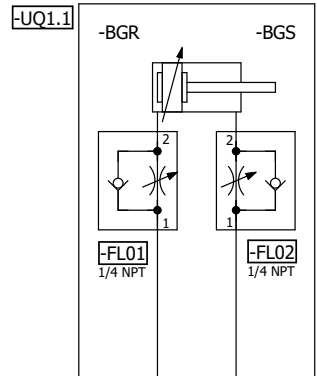
11

			Date	9/26/2022	Volvo Trucks North America	 Valiant Machine & Tool	AIR SUPPLY CONFIGURATION	Drawing name:	= 2V06&MFS-PNEU	= V3UQ52KF1			
			Ed.	MKLEPADLO						+ V3UQ52			
			Appr		P6700 Rear Wall - Robot Cell 2V06			Document type:	MFS	Project nr:	22-16148	Page	5
Modification	Date	Name	Original		Replacement of	Replaced by	Scale 1:1						229

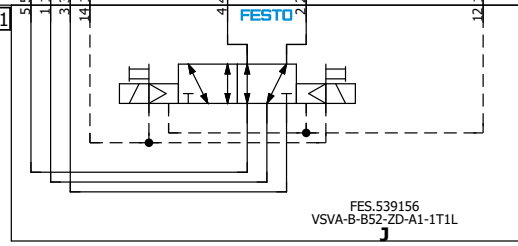
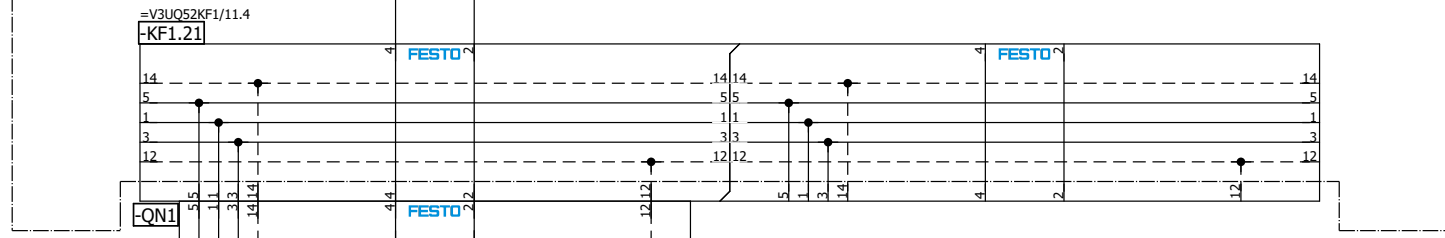


=V3UQ52UQ1/1

Date		9/26/2022		Volvo Trucks North America		Valiant Machine & Tool		AIR SUPPLY		Drawing name:		= V3UQ52KF1	
Ed.		MKLEPADLO								= 2V06&MFS-PNEU		+ V3UQ52	
Appr				P6700 Rear Wall - Robot Cell 2V06		Scale 1:1				Document type:		Project nr:	
Modification		Date		Name		Original		Replacement of		Replaced by		22-16148	
										MFS		Page 11	
												229	



=V3UQ52KF1



FES.539156
V5VA-B-B52-ZD-A1-1T1L

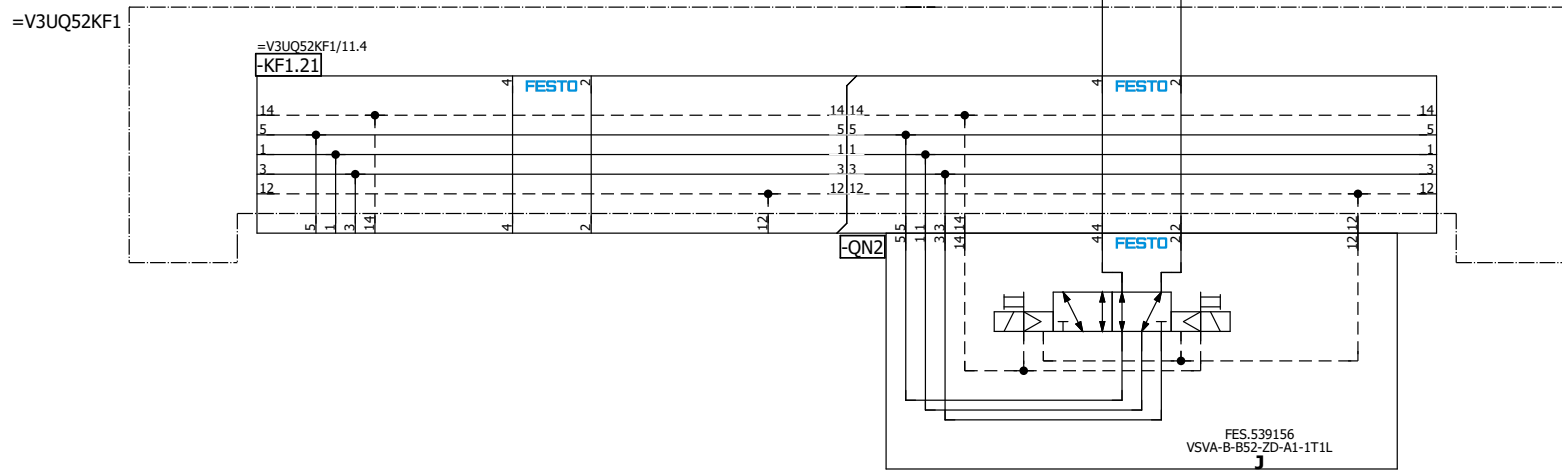
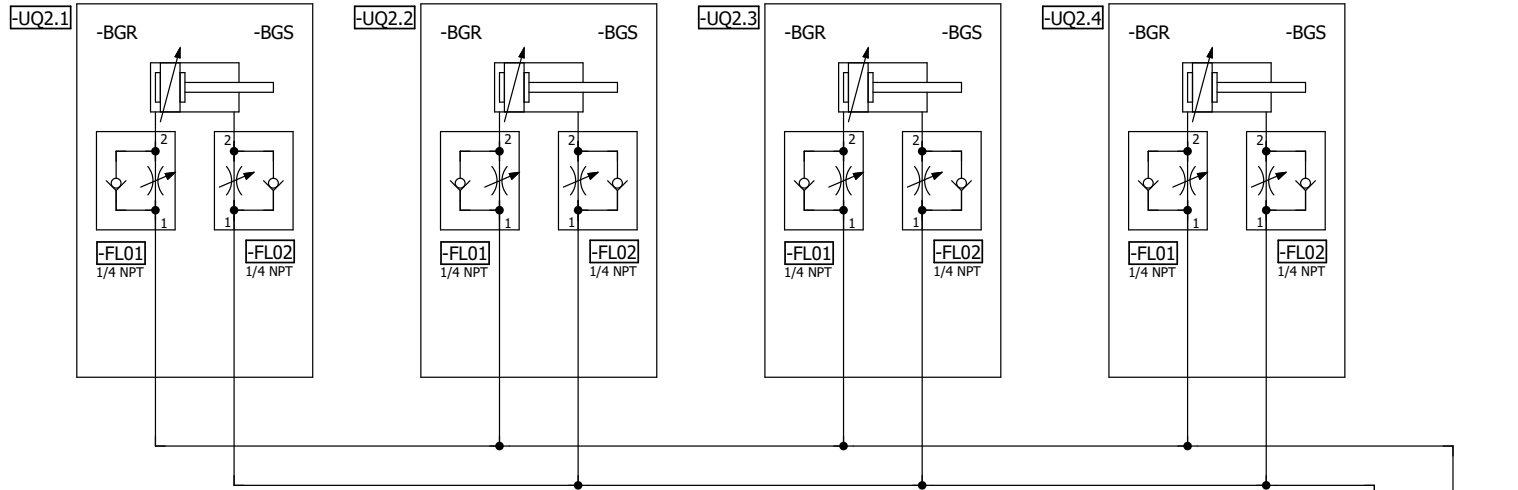
=V3UQ52
-UQ1-QN1.1
Clamps 1
(RST)

=V3UQ52
-UQ1-QN1.2
Clamps 1
(SET)

=V3UQ52UQ2/1

=V3UQ52KF1/11

Date	9/26/2022	Volvo Trucks North America	Valiant Machine & Tool	Clamps 1	Drawing name:	= 2V06&MFS-PNEU	= V3UQ52UQ1
Ed.	MKLEPADLO				Document type:	MFS	+ V3UQ52
Appr		P6700 Rear Wall - Robot Cell 2V06	Scale 1:1		Project nr:	22-16148	Page 1
Modification	Date	Name	Original	Replacement of	Replaced by		229



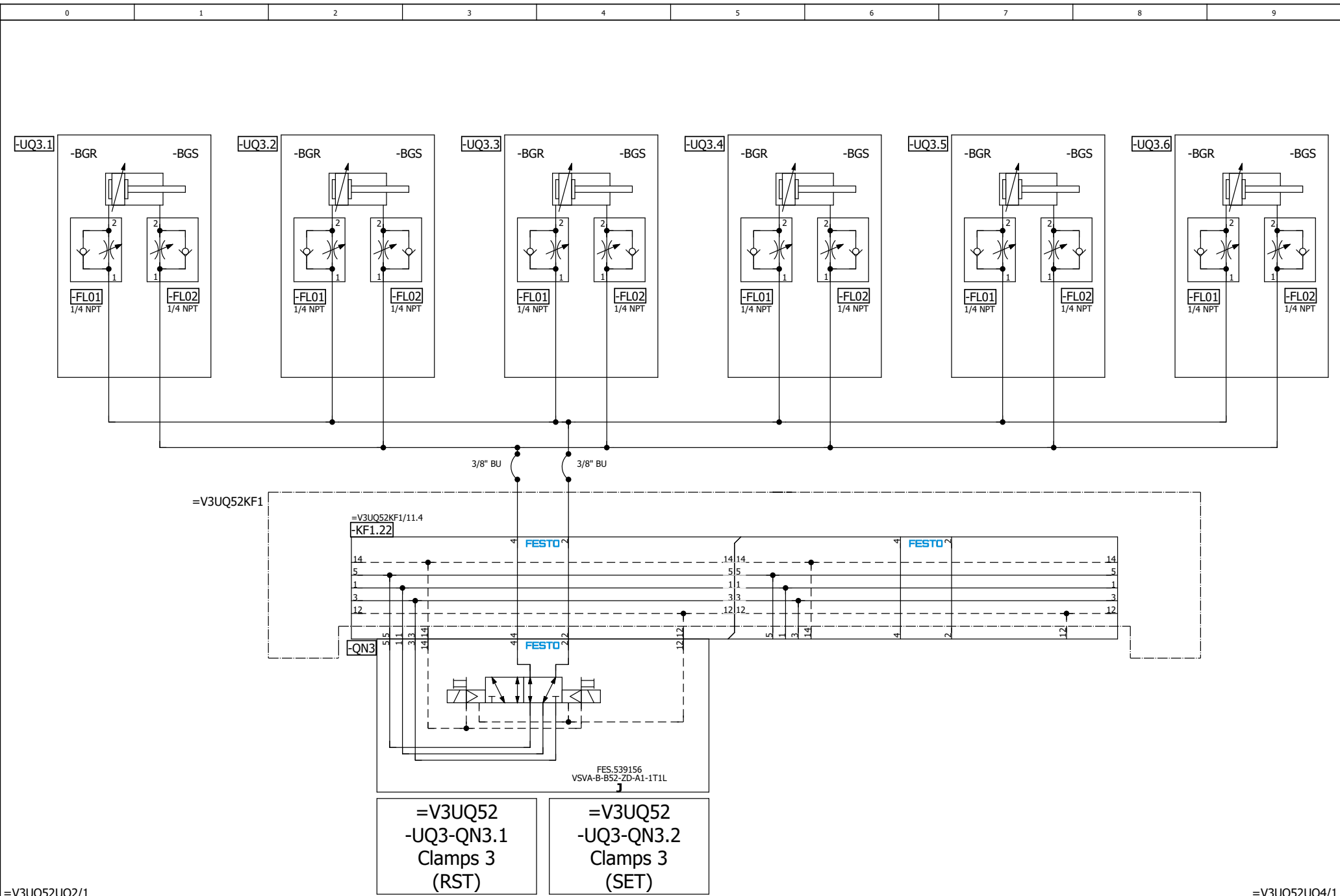
=V3UQ52
-UQ2-QN2.1
Clamps 2
(RST)

=V3UQ52
-UQ2-QN2.2
Clamps 2
(SET)

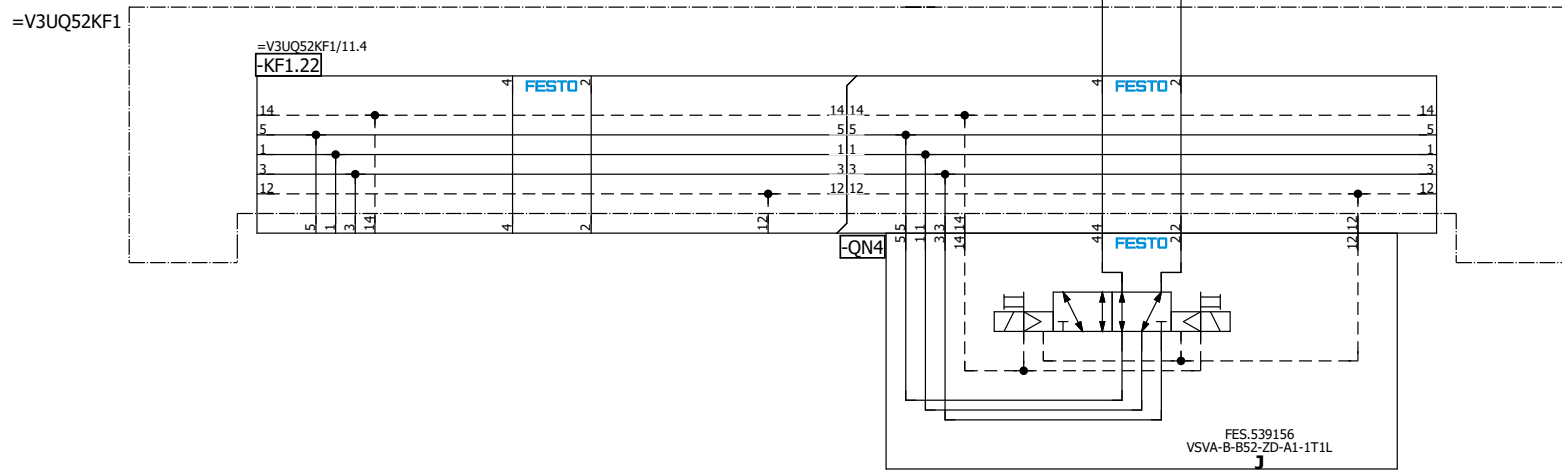
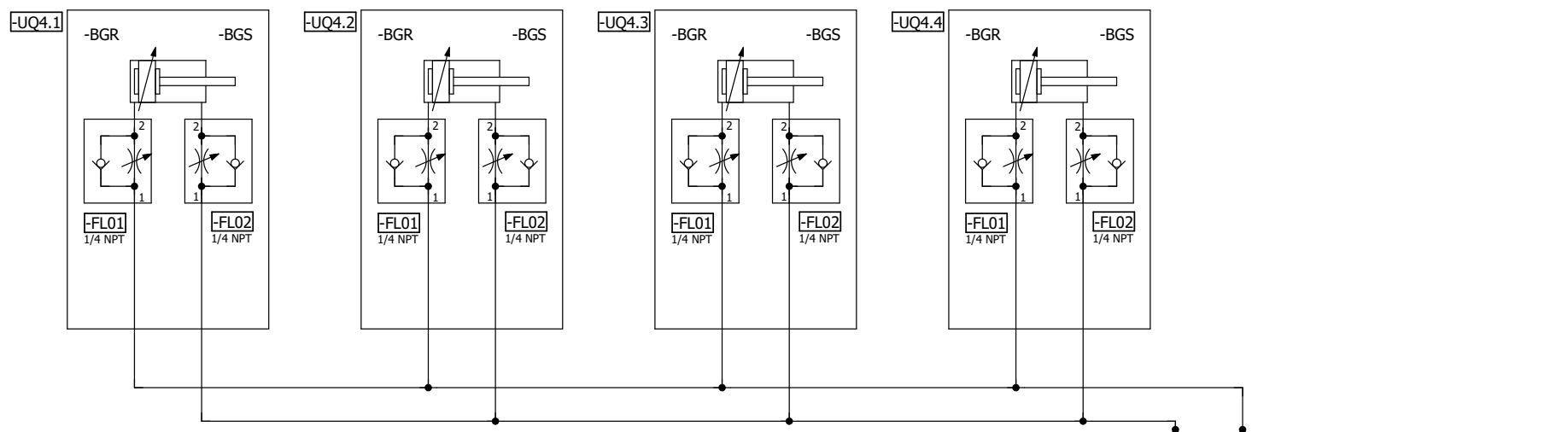
=V3UQ52UQ3/1

=V3UQ52UQ1/1

Date		9/26/2022		Volvo Trucks North America		Valiant Machine & Tool		Clamps 2		Drawing name: = 2V06&MFS-PNEU		= V3UQ52UQ2 + V3UQ52	
Ed.		MKLEPADLO		P6700 Rear Wall - Robot Cell 2V06		Scale 1:1				Document type: MFS		Project nr: 22-16148	
Appr				Replacement of		Replaced by				Page		1	
Modification		Date		Name		Original				Page		229	



		Date	9/26/2022	Volvo Trucks North America	Valiant Machine & Tool	Clamps 3	Drawing name:	= V3UQ52UQ3
		Ed.	MKLEPADLO				= 2V06&MFS-PNEU	+ V3UQ52
		Appr		P6700 Rear Wall - Robot Cell 2V06	Scale 1:1		Document type:	Project nr:
Modification	Date	Name	Original	Replacement of			Replaced by	MFS
							Page	1
								229



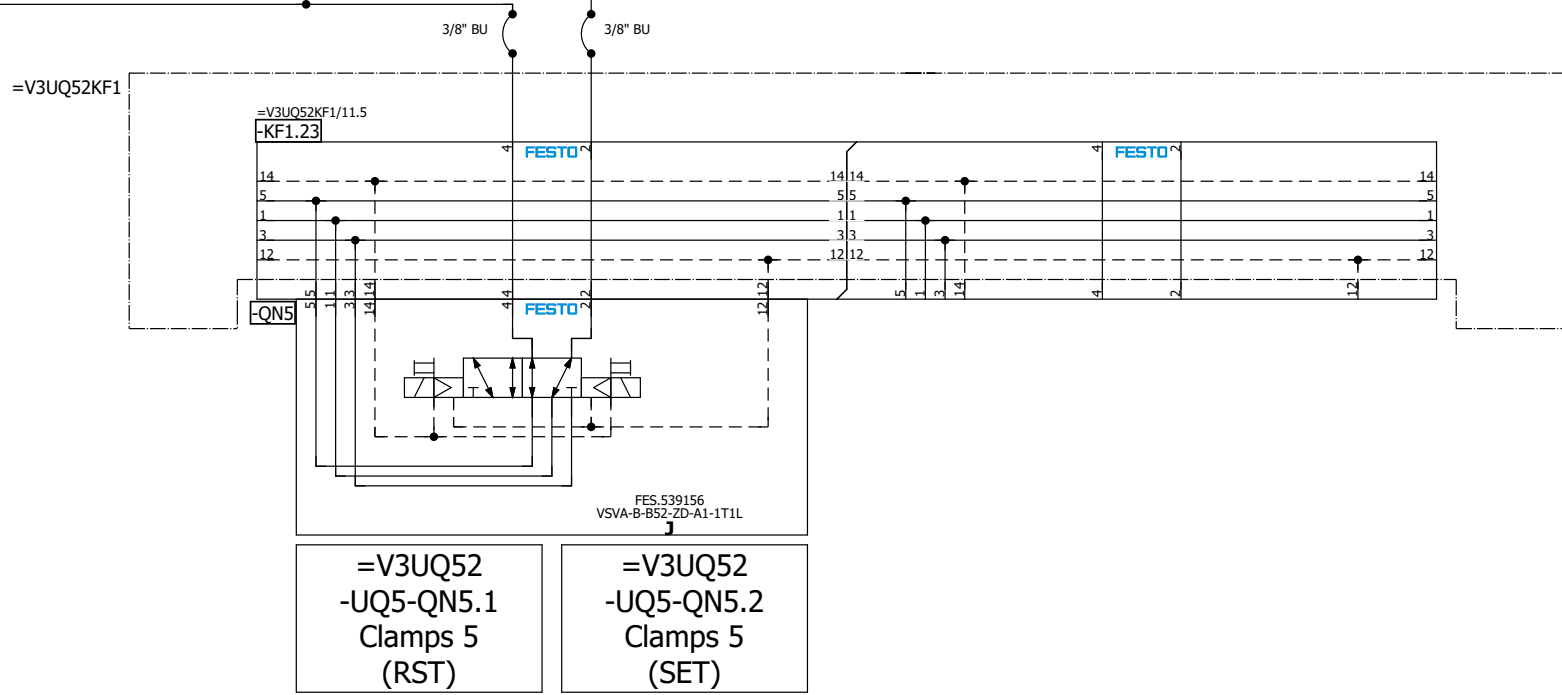
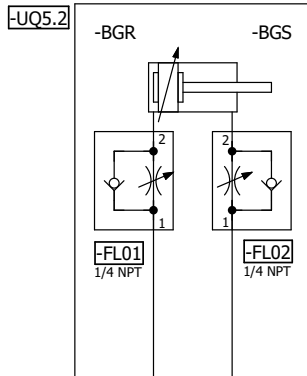
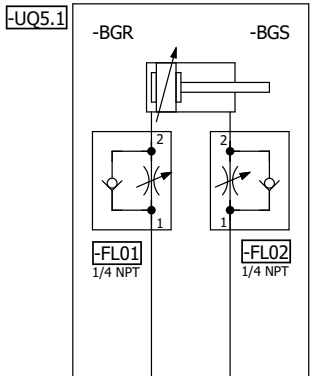
=V3UQ52
-UQ4-QN4.1
Clamps 4
(RST)

=V3UQ52
-UQ4-QN4.2
Clamps 4
(SET)

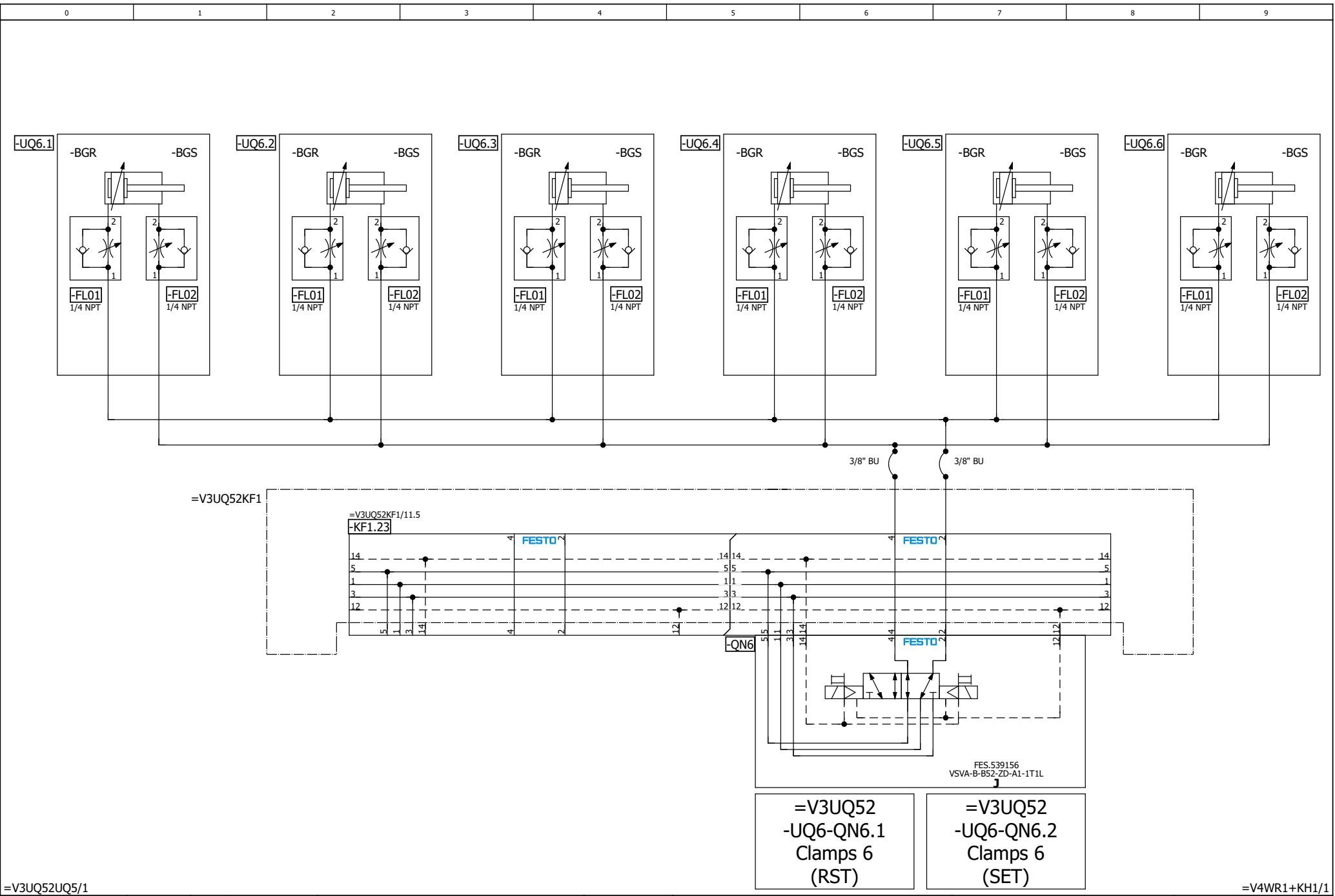
=V3UQ52UQ5/1

=V3UQ52UQ3/1

Date		9/26/2022	Volvo Trucks North America		Valiant Machine & Tool	Clamps 4	Drawing name:		= V3UQ52UQ4
Ed.		MKLEPADLO	P6700 Rear Wall - Robot Cell 2V06				= 2V06&MFS-PNEU		+ V3UQ52
Appr			Replacement of		Scale 1:1		Document type:	Project nr:	Page 1
Modification	Date	Name	Original	Replaced by			MFS	22-16148	229



		Date	9/26/2022	Volvo Trucks North America		Valiant Machine & Tool		Clamps 5		Drawing name: = 2V06&MFS-PNEU		= V3UQ52UQ5 + V3UQ52		
		Ed.	MKLEPADLO	P6700 Rear Wall - Robot Cell 2V06		Scale 1:1				Document type: MFS		Project nr: 22-16148		
Modification	Date	Name	Original	Replacement of	Replaced by					Page		1		
											Page		229	

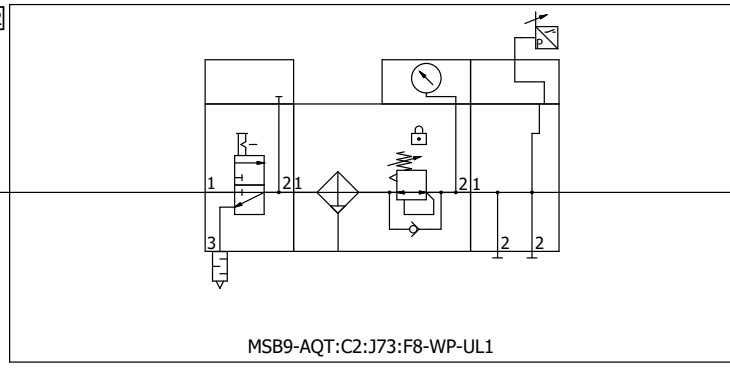


=V3UQ52UQ5/1		Date	9/26/2022	Volvo Trucks North America	Valiant Machine & Tool	Clamps 6	Drawing name:	= 2V06&MFS-PNEU	= V3UQ52UQ6			
		Ed.	MKLEPADLO						+ V3UQ52			
		Appr		P6700 Rear Wall - Robot Cell 2V06	Scale 1:1		Document type:	MFS	Project nr:	22-16148	Page	1
Modification	Date	Name	Original	Replacement of		Replaced by						

=V4WR1+KH1/1

A2

=KH0+KH0/1.7 / +V4WR1KH1-P1



MSB9-AQT:C2:J73:F8-WP-UL1

1"

Turn table slip ring

1/2"

+V4WR1UQ51-P1 / =V4WR1UQ51KF1+V4WR1UQ51/11.0

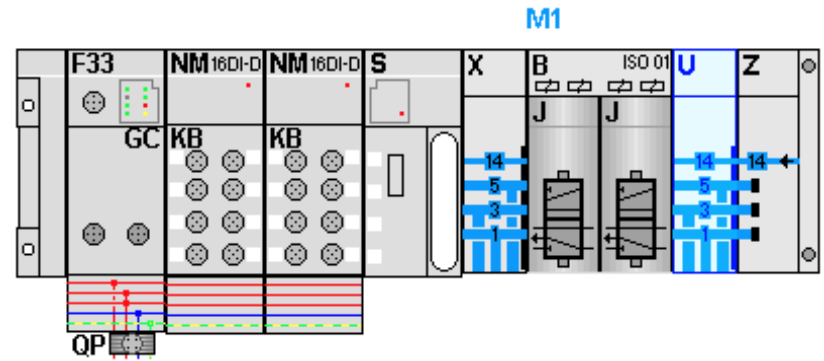
1/2"

+V4WR1UQ52-P1 / =V4WR1UQ52KF1+V4WR1UQ52/11.0

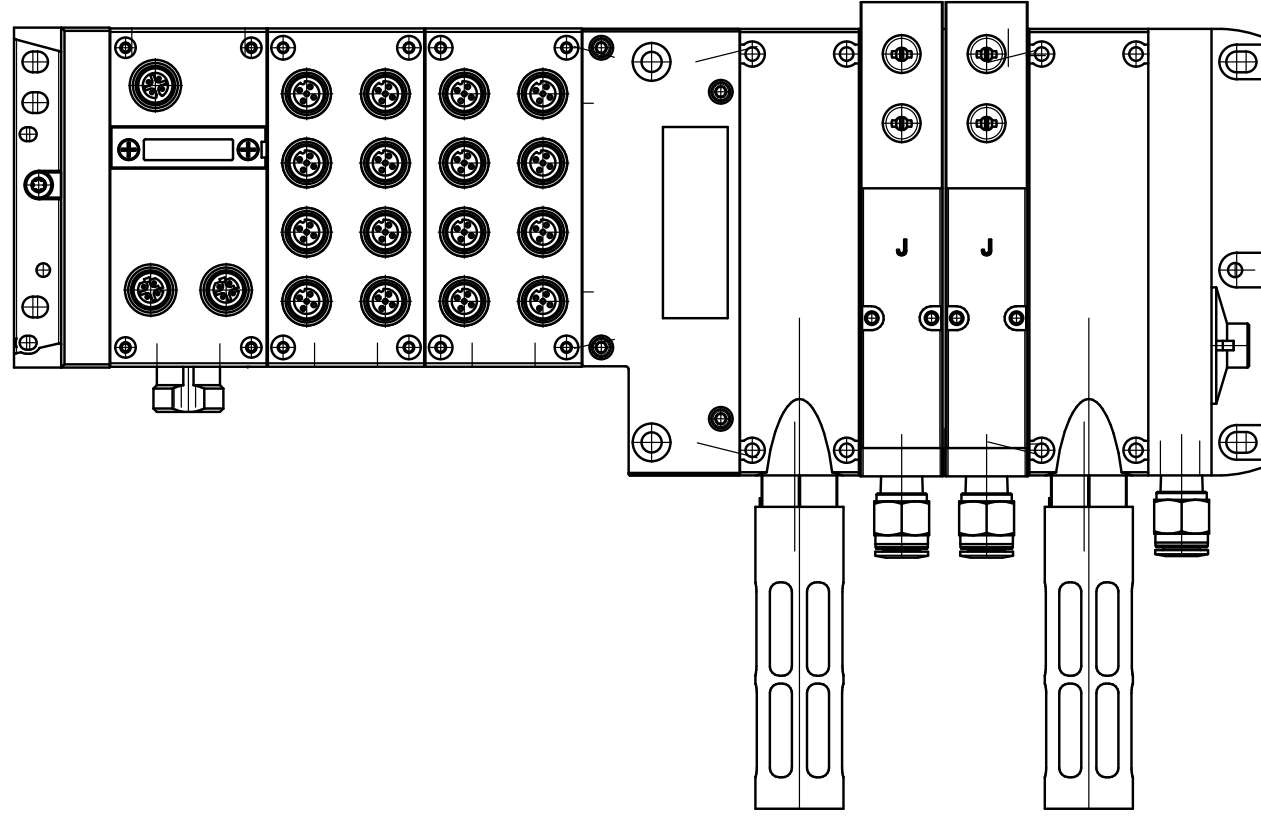
=V3UQ52UQ6+V3UQ52/1

=V4WR1UQ51KF1+V4WR1UQ51/5

			Date	10/31/2022	Volvo Trucks North America	Valiant Machine & Tool	Incoming air supply (Turn Table)	Drawing name:		= V4WR1
			Ed.	KMAFFRE				= 2V06&MFS-PNEU		+ KH1
			Appr		P6700 Rear Wall - Robot Cell 2V06	Scale 1:1	Document type:	Project nr:	Page	1
Modification	Date	Name	Original		Replacement of		Replaced by	MFS	22-16148	




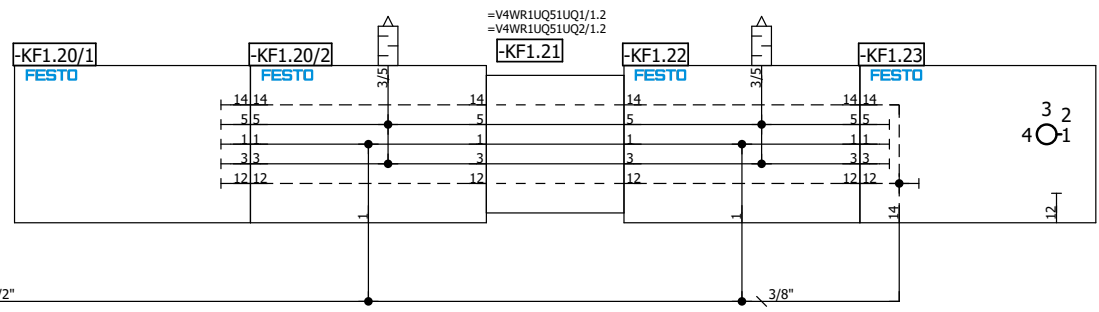
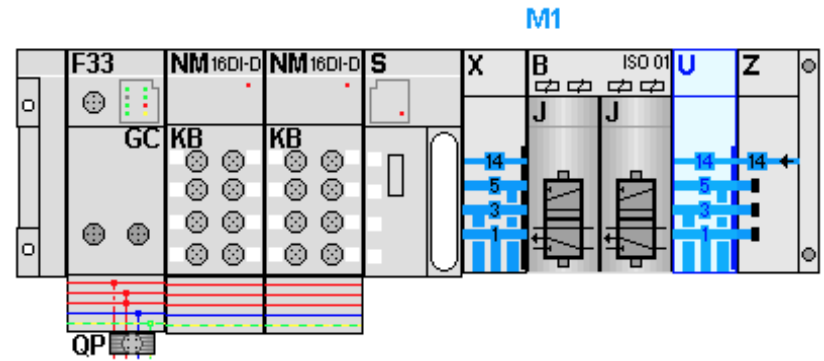
KF1.0



=V4WR1+KH1/1

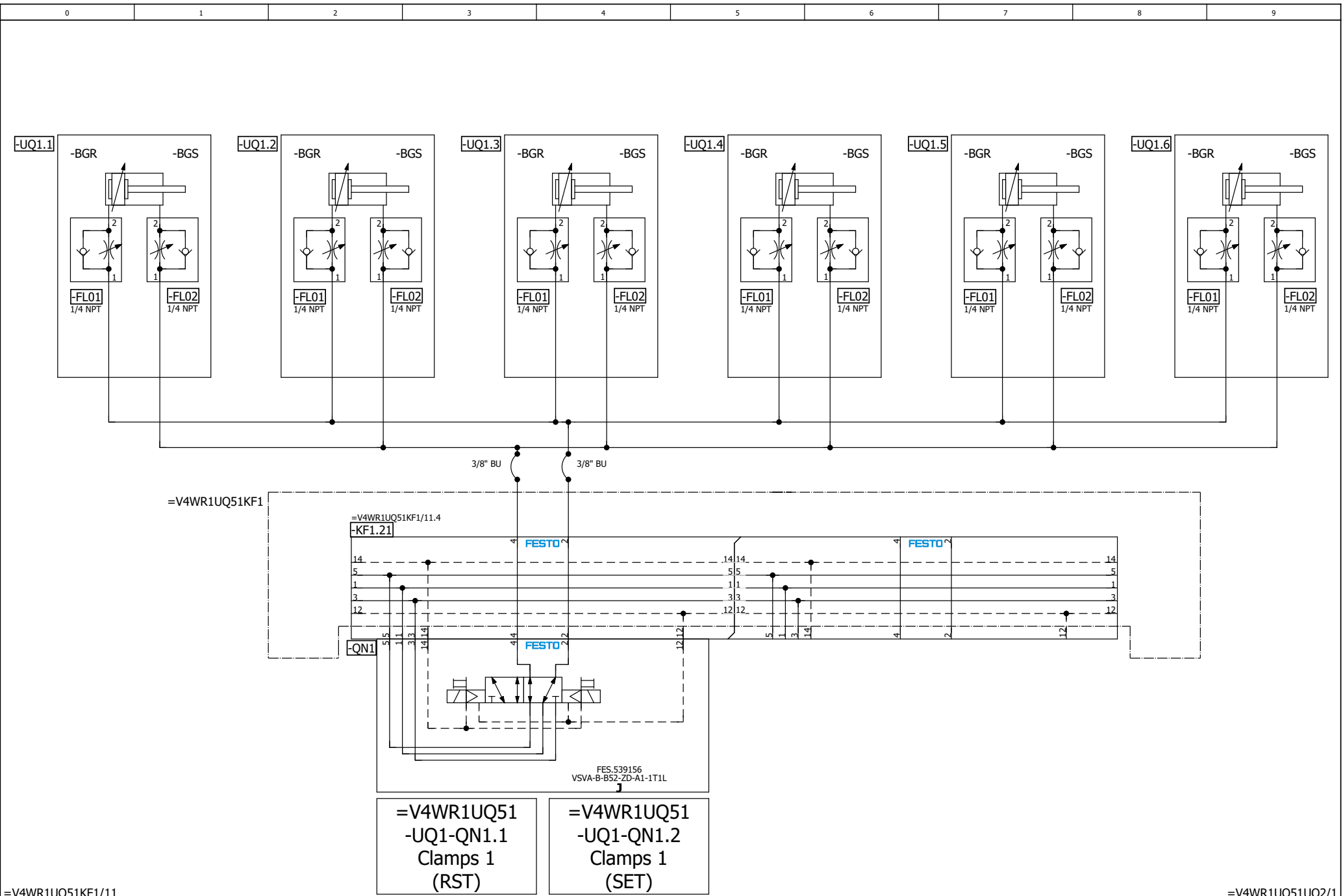
11

		Date	9/26/2022	Volvo Trucks North America		 Valiant Machine & Tool	AIR SUPPLY CONFIGURATION		Drawing name: = 2V06&MFS-PNEU		= V4WR1UQ51KF1 + V4WR1UQ51	
		Ed.	MKLEPADLO	P6700 Rear Wall - Robot Cell 2V06			Scale 1:1			Document type:	Project nr:	Page
Modification	Date	Name	Original	Replacement of	Replaced by				MFS	22-16148		229

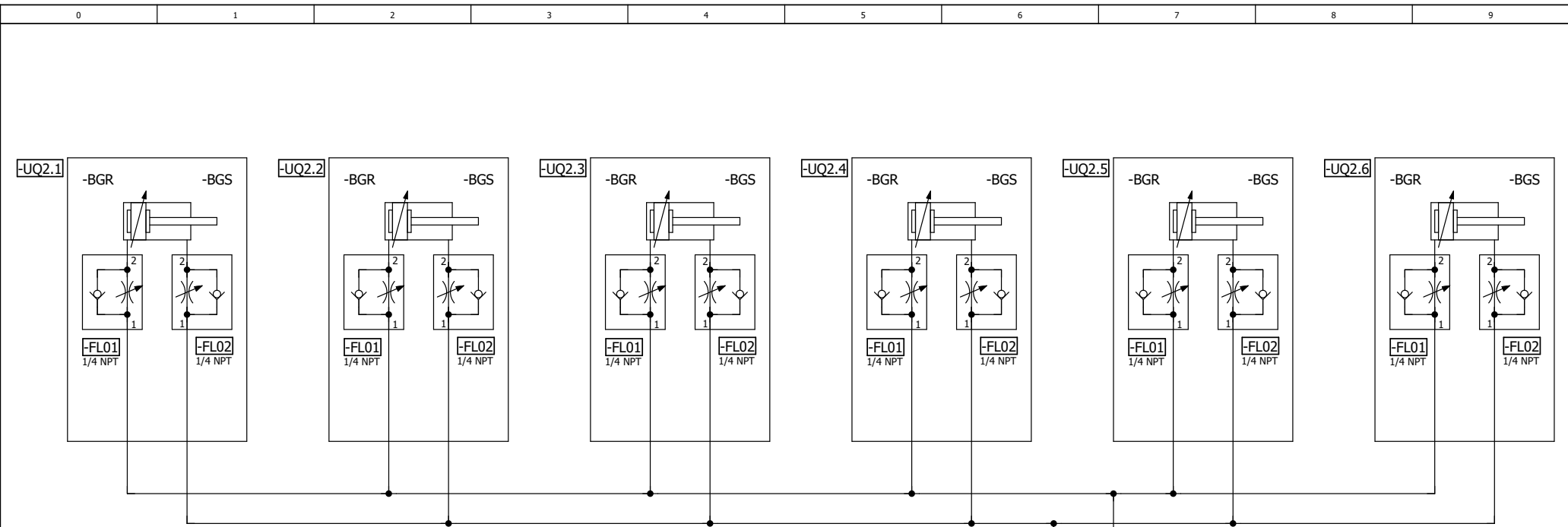


5

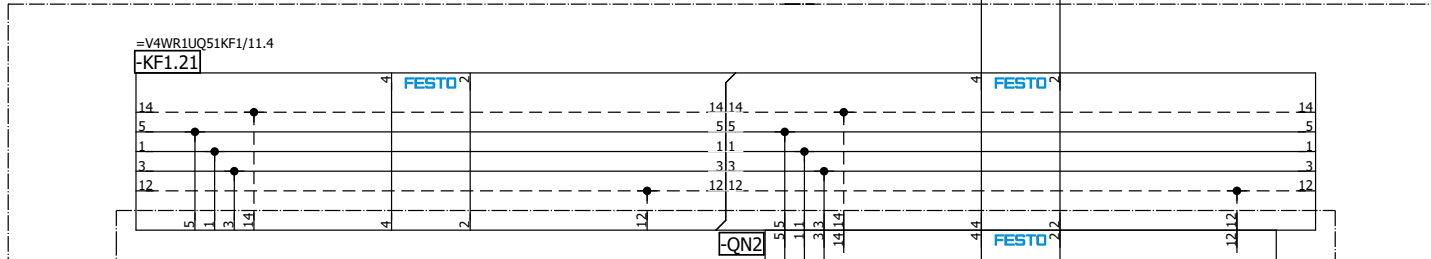
Date		9/26/2022		Volvo Trucks North America		Valiant Machine & Tool		AIR SUPPLY		Drawing name:		= V4WR1UQ51KF1		
Ed.		MKLEPADLO		P6700 Rear Wall - Robot Cell 2V06		Scale 1:1				= 2V06&MFS-PNEU		+ V4WR1UQ51		
Appr				Replacement of		Replaced by				Document type:		Project nr:		
Modification		Date		Name		Original				MFS		22-16148		
											Page		11	
													229	



=V4WR1UQ51KF1/11		Date	9/26/2022	Volvo Trucks North America	Valiant Machine & Tool	Clamps 1	Drawing name:	= 2V06&MFS-PNEU	= V4WR1UQ51UQ1	
		Ed.	MKLEPADLO				Document type:	MFS	Project nr:	22-16148
Modification	Date	Name	Original	Replacement of	Replaced by	Scale 1:1			+ V4WR1UQ51	229



=V4WR1UQ51KF1



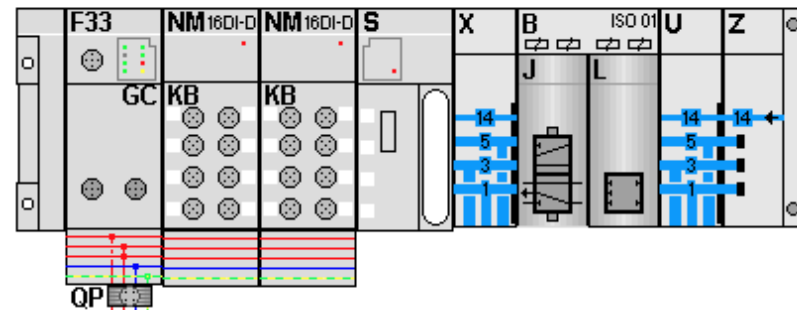
=V4WR1UQ51
-UQ2-QN2.1
Clamps 2
(RST)

=V4WR1UQ51
-UQ2-QN2.2
Clamps 2
(SET)

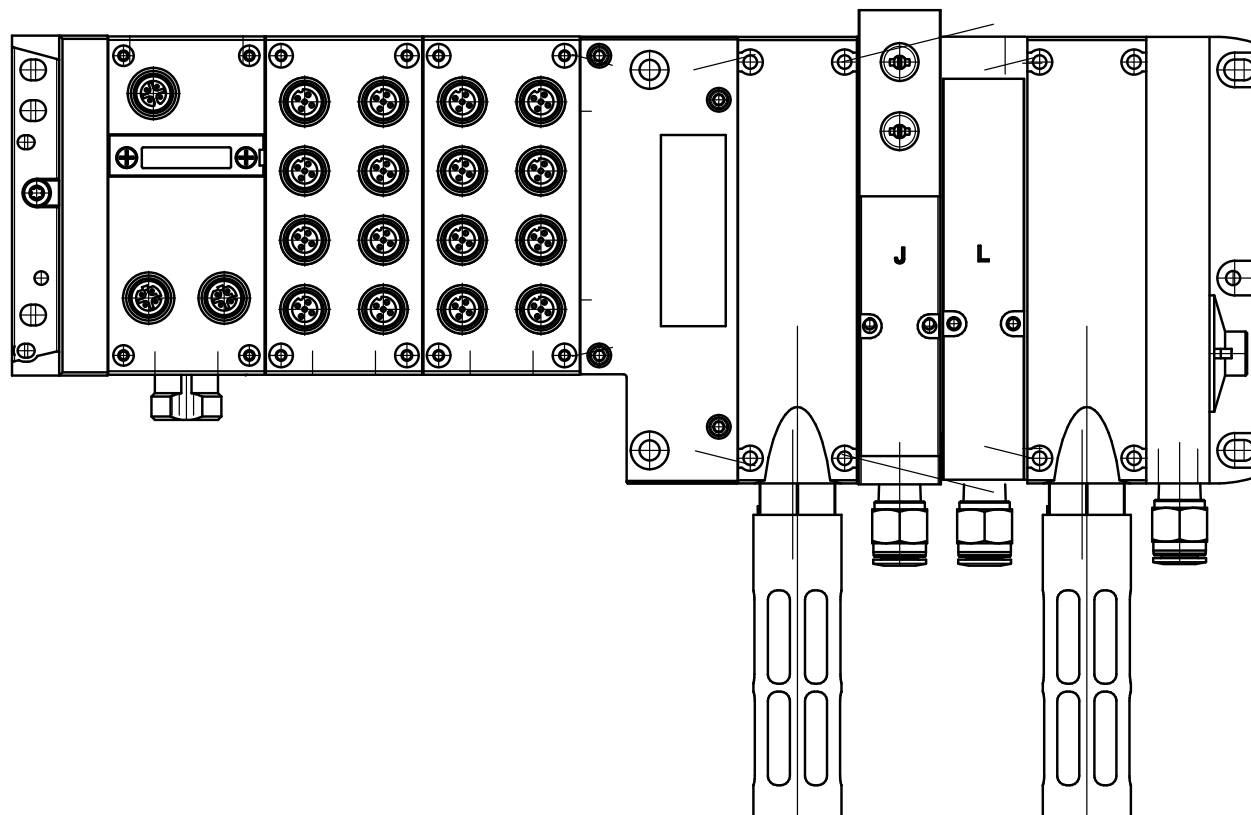
=V4WR1UQ52KF1+.WR1UQ52/5

=V4WR1UQ51UQ1/1		Date	9/26/2022	Volvo Trucks North America	Valiant Machine & Tool	Clamps 2	Drawing name:	= 2V06&MFS-PNEU	= V4WR1UQ51UQ2			
		Ed.	MKLEPADLO						+ V4WR1UQ51			
		Appr		P6700 Rear Wall - Robot Cell 2V06	Scale 1:1		Document type:	MFS	Project nr:	22-16148	Page	1
Modification	Date	Name	Original	Replacement of		Replaced by						


M1

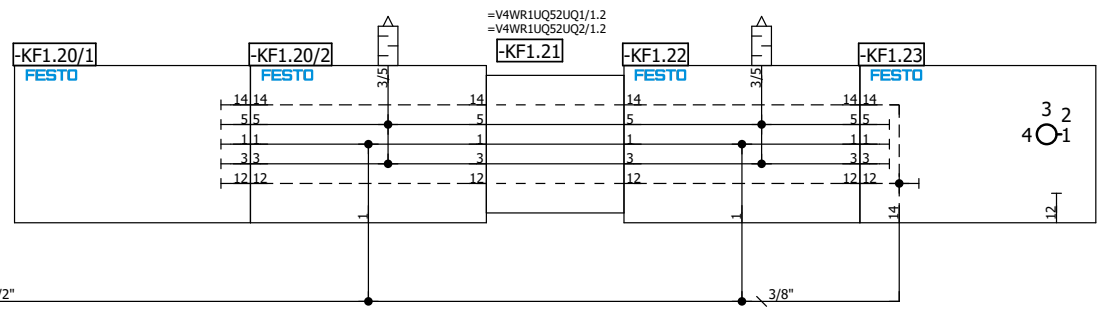
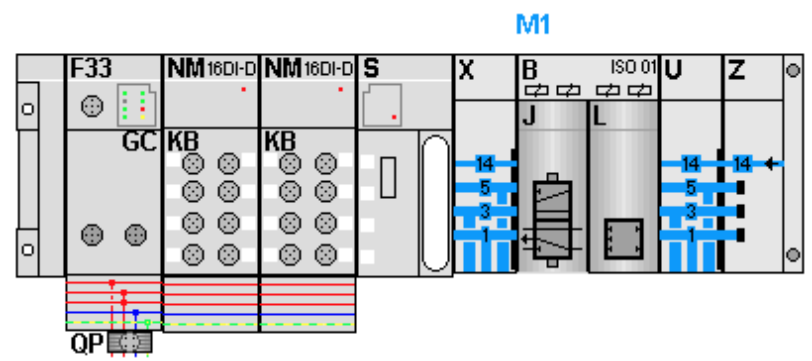


KF1.0



=V4WR1UQ51UQ2+.WR1UQ51/1

		Date	9/26/2022	Volvo Trucks North America		 Valiant Machine & Tool	AIR SUPPLY CONFIGURATION		Drawing name: = 2V06&MFS-PNEU		= V4WR1UQ52KF1	
		Ed.	MKLEPADLO	P6700 Rear Wall - Robot Cell 2V06			Scale 1:1		Document type: MFS		Project nr: 22-16148	
Modification	Date	Name	Original	Replacement of	Replaced by							229

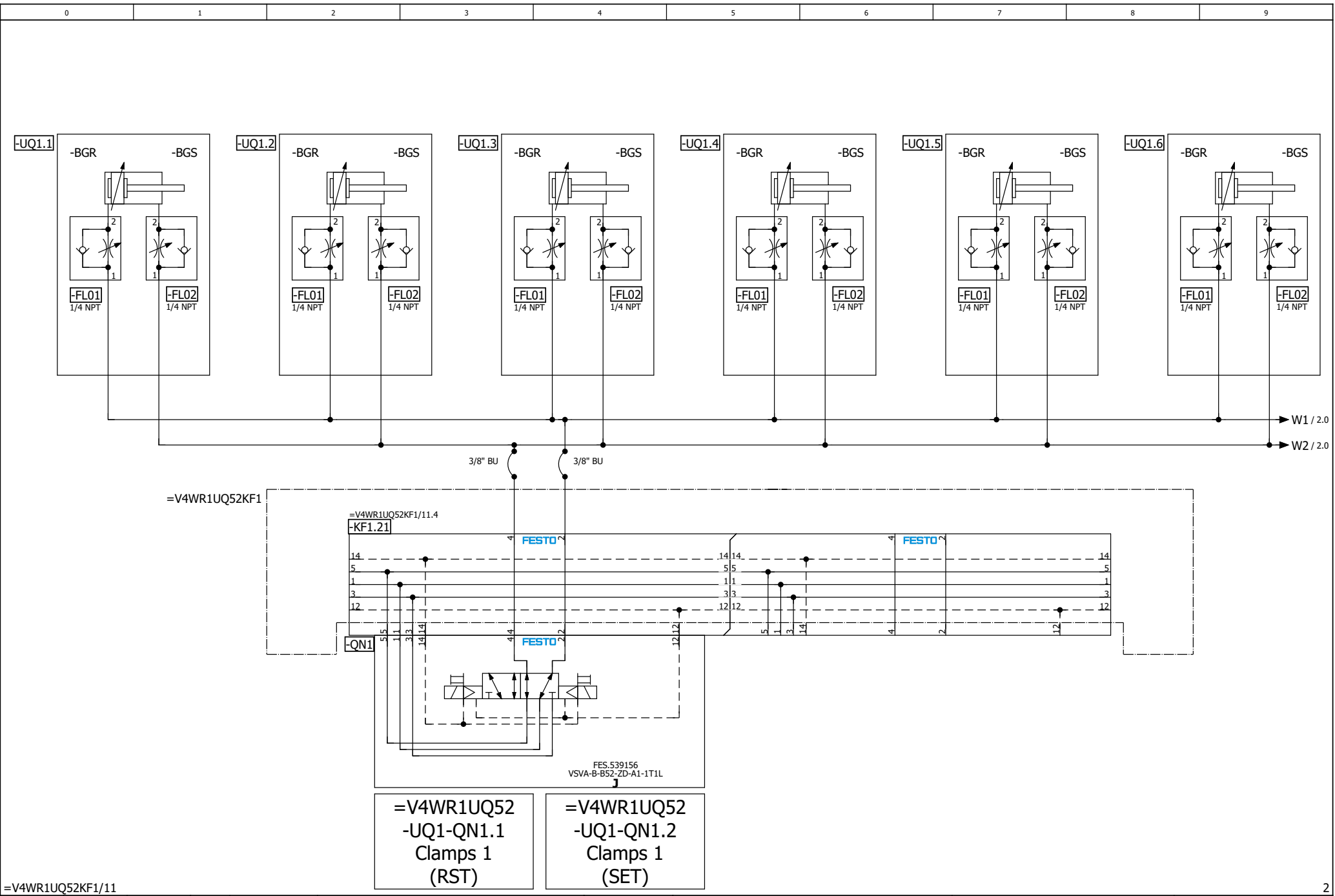


=V4WR1+KH1/1.6 / P1 → 1/2"

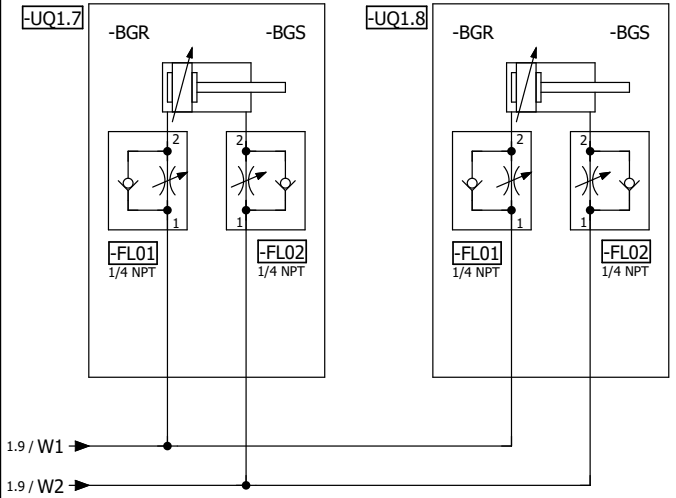
=V4WR1UQ52UQ1/1

5

Date		9/26/2022		Volvo Trucks North America		Valiant Machine & Tool		AIR SUPPLY		Drawing name:		= V4WR1UQ52KF1	
Ed.		MKLEPADLO								= 2V06&MFS-PNEU		+ V4WR1UQ52	
Appr				P6700 Rear Wall - Robot Cell 2V06		Scale 1:1				Document type:		Project nr:	
Modification		Date		Name		Replacement of		Replaced by		MFS		22-16148	
											Page	11	
												229	




=V4WR1UQ52KF1/11			Date	9/26/2022	Volvo Trucks North America	Valiant Machine & Tool	Clamps 1	Drawing name:	= 2V06&MFS-PNEU	= V4WR1UQ52UQ1			
			Ed.	MKLEPADLO					+ V4WR1UQ52				
			Appr		P6700 Rear Wall - Robot Cell 2V06			Document type:	MFS	Project nr:	22-16148	Page	1
Modification	Date	Name	Original		Replacement of	Replaced by	Scale 1:1					Page	229

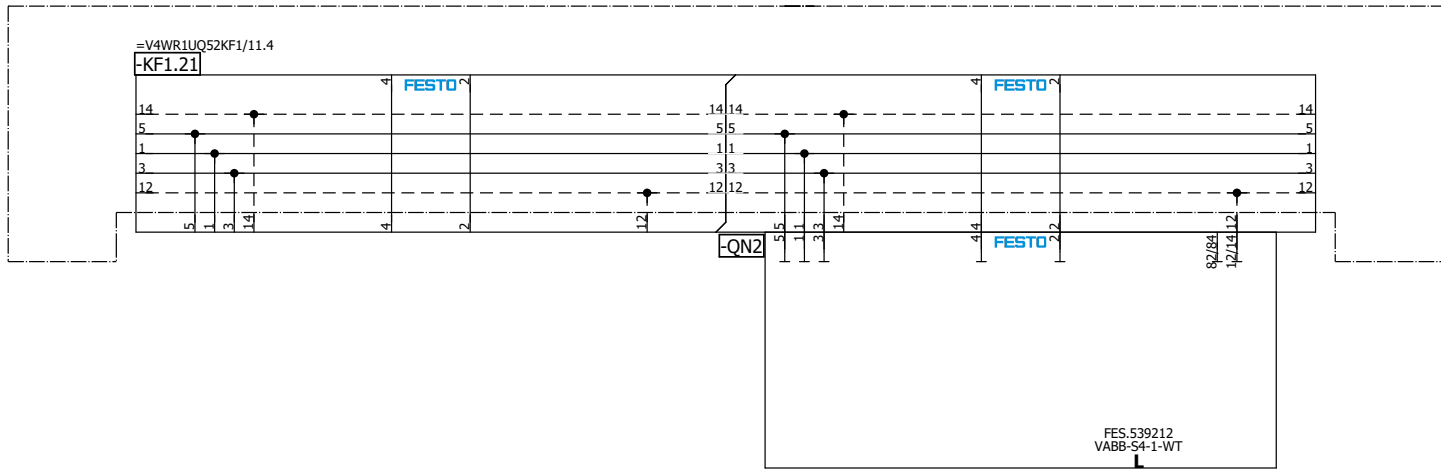


1

=V4WR1UQ52UQ2/1


		Date	9/26/2022	Volvo Trucks North America		 Valiant Machine & Tool Clamps 1	Drawing name:		= V4WR1UQ52UQ1
		Ed.	MKLEPADLO	P6700 Rear Wall - Robot Cell 2V06			= 2V06&MFS-PNEU		+ V4WR1UQ52
Modification	Date	Name	Original	Replacement of	Replaced by	Scale 1:1	Document type:	Project nr:	Page
							MFS	22-16148	2
									229

=V4WR1UQ52KF1

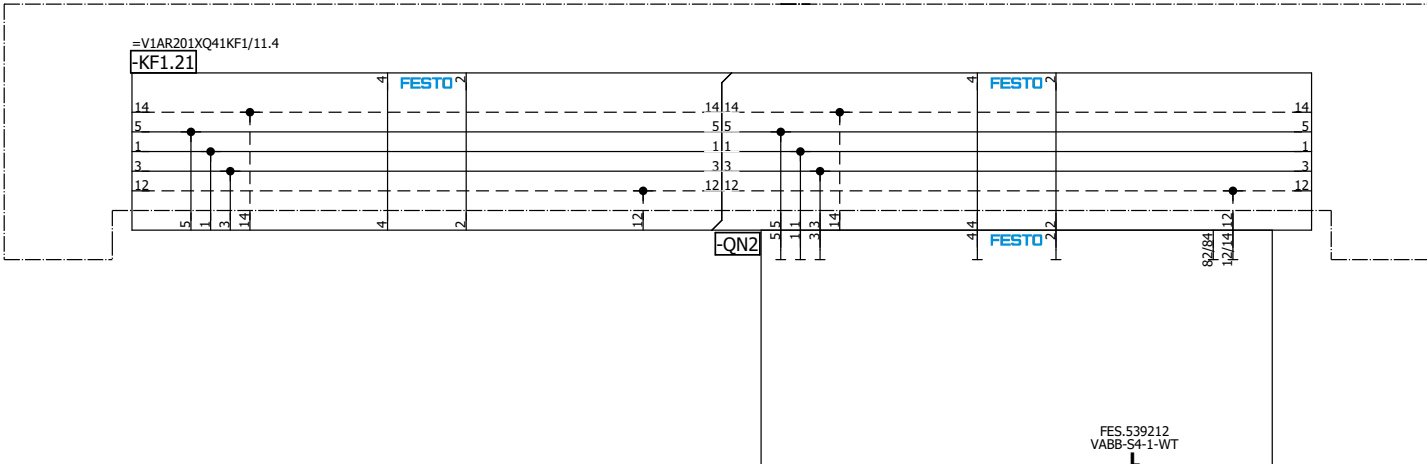


=V4WR1UQ52UQ1/2

=V1AR201XQ41UQ2+V1AR201KF1/1


		Date	9/26/2022	Volvo Trucks North America		 Valiant Machine & Tool Spare	Drawing name:		= V4WR1UQ52UQ2
		Ed.	MKLEPADLO	P6700 Rear Wall - Robot Cell 2V06			= 2V06&MFS-PNEU		+ V4WR1UQ52
Modification	Date	Name	Original	Replacement of	Replaced by	Scale 1:1	Document type:	Project nr:	Page 1
							MFS	22-16148	229

=V1AR201XQ41KF1



=V4WR1UQ52UQ2+V4WR1UQ52/1

&MPB+KH0/1

			Date	11/1/2022	Volvo Trucks North America		 Valiant Machine & Tool Spare	Drawing name:		= V1AR201XQ41UQ2	
			Ed.	MKLEPADLO	P6700 Rear Wall - Robot Cell 2V06			= 2V06&MFS-PNEU		+ V1AR201KF1	
			Appr		Replacement of		Scale 1:1	Document type:	Project nr:	Page 1	
Modification	Date	Name	Original		Replaced by			MFS	22-16148	229	


Parts list

F01_001

Device tag	Quantity	Designation	Type number	Supplier	Part number
=V1AR41UQ41KF1-KF1.0	1	Valve manifold	51E-F33GCQPNMKBNMKB-D-UL1+GS2GZBA & 32P-TJQ-R-MBHBH-4J	FES	FES.51E-F33GCQPNMKBNMKB-D-UL1+GS2GZBA & 32P-TJQ-R-MBHBH-4J
=V1AR41UQ41KF1-KF1.21	0	Subbase	VMPA2-FB-AP-2-1	FES	FES.538000
=V1AR41UQ41KF1-KF1.22	0	Subbase	VMPA2-FB-AP-2-1	FES	FES.538000
=V1AR41UQ41UQ1-QN1	0	Solenoid valve	VMPA2-M1H-J-PI	FES	FES.537953
=V1AR41UQ41UQ1-UQ1.1-FL01	1	One-way flow control valve	GRLA-1/4-QB-3/8-U		FES.534663
=V1AR41UQ41UQ1-UQ1.1-FL02	1	One-way flow control valve	GRLA-1/4-QB-3/8-U		FES.534663
=V1AR41UQ41UQ1-UQ1.2-FL01	1	One-way flow control valve	GRLA-1/4-QB-3/8-U		FES.534663
=V1AR41UQ41UQ1-UQ1.2-FL02	1	One-way flow control valve	GRLA-1/4-QB-3/8-U		FES.534663
=V1AR41UQ41UQ1-UQ1.3-FL01	1	One-way flow control valve	GRLA-1/4-QB-3/8-U		FES.534663
=V1AR41UQ41UQ1-UQ1.3-FL02	1	One-way flow control valve	GRLA-1/4-QB-3/8-U		FES.534663
=V1AR41UQ41UQ1-UQ1.4-FL01	1	One-way flow control valve	GRLA-1/4-QB-3/8-U		FES.534663
=V1AR41UQ41UQ1-UQ1.4-FL02	1	One-way flow control valve	GRLA-1/4-QB-3/8-U		FES.534663
=V1AR41UQ41UQ1-UQ1.5-FL01	1	One-way flow control valve	GRLA-1/4-QB-3/8-U		FES.534663
=V1AR41UQ41UQ1-UQ1.5-FL02	1	One-way flow control valve	GRLA-1/4-QB-3/8-U		FES.534663
=V1AR41UQ41UQ1-UQ1.6-FL01	1	One-way flow control valve	GRLA-1/4-QB-3/8-U		FES.534663
=V1AR41UQ41UQ1-UQ1.6-FL02	1	One-way flow control valve	GRLA-1/4-QB-3/8-U		FES.534663
=V1AR41UQ41UQ2-QN2	0	Solenoid valve	VMPA2-M1H-J-PI	FES	FES.537953
=V1AR41UQ41UQ2-UQ2.1-FL01	1	One-way flow control valve	GRLA-1/4-QB-3/8-U		FES.534663
=V1AR41UQ41UQ2-UQ2.1-FL02	1	One-way flow control valve	GRLA-1/4-QB-3/8-U		FES.534663
=V1AR41UQ41UQ2-UQ2.2-FL01	1	One-way flow control valve	GRLA-1/4-QB-3/8-U		FES.534663
=V1AR41UQ41UQ2-UQ2.2-FL02	1	One-way flow control valve	GRLA-1/4-QB-3/8-U		FES.534663
=V1AR41UQ41UQ2-UQ2.3-FL01	1	One-way flow control valve	GRLA-1/4-QB-3/8-U		FES.534663
=V1AR41UQ41UQ2-UQ2.3-FL02	1	One-way flow control valve	GRLA-1/4-QB-3/8-U		FES.534663
=V1AR41UQ41UQ2-UQ2.4-FL01	1	One-way flow control valve	GRLA-1/4-QB-3/8-U		FES.534663
=V1AR41UQ41UQ2-UQ2.4-FL02	1	One-way flow control valve	GRLA-1/4-QB-3/8-U		FES.534663
=V1AR41UQ41UQ2-UQ2.5-FL01	1	One-way flow control valve	GRLA-1/4-QB-3/8-U		FES.534663
=V1AR41UQ41UQ2-UQ2.5-FL02	1	One-way flow control valve	GRLA-1/4-QB-3/8-U		FES.534663
=V1AR41UQ41UQ2-UQ2.6-FL01	1	One-way flow control valve	GRLA-1/4-QB-3/8-U		FES.534663
=V1AR41UQ41UQ2-UQ2.6-FL02	1	One-way flow control valve	GRLA-1/4-QB-3/8-U		FES.534663
=V1AR41UQ41UQ3-QN3	0	Solenoid valve	VMPA2-M1H-J-PI	FES	FES.537953
=V1AR41UQ41UQ4-QN4	0	Solenoid valve	VMPA2-M1H-J-PI	FES	FES.537953

+KH1/1

+ .AR41UQ42/1

Date	10/31/2022	Volvo Trucks North America	 Valiant Machine & Tool	Parts list : FES.51E-F33GCQPNMKBNMKB-D-UL1+GS2GZBA & 32P-TJQ-R-MBHBH-4J - FES.537953	Drawing name:	=
Ed.	KMAFFRE	P6700 Rear Wall - Robot Cell 2V06			+ V1AR41UQ41	
Appr		Replacement of	Scale 1:1		Document type:	Project nr:
Modification	Date	Name	Original	Replaced by	MPB	22-16148
						Page 1
						229


Parts list

F01_001

Device tag	Quantity	Designation	Type number	Supplier	Part number
=V1AR42UQ41KF1-KF1.0	1	Valve manifold	51E-F33GCQPNMKB-D-UL1+GS2GZBA & 32P-TJQ-R-MBH-JJ	FES	FES.51E-F33GCQPNMKB-D-UL1+GS2GZBA & 32P-TJQ-R-MBH-JJ
=V1AR42UQ41KF1-KF1.21	0	Subbase	VMPA2-FB-AP-2-1	FES	FES.538000
=V1AR42UQ41UQ1-QN1	0	Solenoid valve	VMPA2-M1H-J-PI	FES	FES.537953
=V1AR42UQ41UQ1-UQ1.1-FL01	1	One-way flow control valve	GRLA-1/4-QB-3/8-U		FES.534663
=V1AR42UQ41UQ1-UQ1.1-FL02	1	One-way flow control valve	GRLA-1/4-QB-3/8-U		FES.534663
=V1AR42UQ41UQ1-UQ1.2-FL01	1	One-way flow control valve	GRLA-1/4-QB-3/8-U		FES.534663
=V1AR42UQ41UQ1-UQ1.2-FL02	1	One-way flow control valve	GRLA-1/4-QB-3/8-U		FES.534663
=V1AR42UQ41UQ2-QN2	0	Solenoid valve	VMPA2-M1H-J-PI	FES	FES.537953
=V1AR42UQ41UQ2-UQ2.1-FL01	1	One-way flow control valve	GRLA-1/4-QB-3/8-U		FES.534663
=V1AR42UQ41UQ2-UQ2.1-FL02	1	One-way flow control valve	GRLA-1/4-QB-3/8-U		FES.534663
=V1AR42UQ41UQ2-UQ2.2-FL01	1	One-way flow control valve	GRLA-1/4-QB-3/8-U		FES.534663
=V1AR42UQ41UQ2-UQ2.2-FL02	1	One-way flow control valve	GRLA-1/4-QB-3/8-U		FES.534663
=V1AR42UQ41UQ2-UQ2.3-FL01	1	One-way flow control valve	GRLA-1/4-QB-3/8-U		FES.534663
=V1AR42UQ41UQ2-UQ2.3-FL02	1	One-way flow control valve	GRLA-1/4-QB-3/8-U		FES.534663
=V1AR42UQ41UQ2-UQ2.4-FL01	1	One-way flow control valve	GRLA-1/4-QB-3/8-U		FES.534663
=V1AR42UQ41UQ2-UQ2.4-FL02	1	One-way flow control valve	GRLA-1/4-QB-3/8-U		FES.534663
=V1AR42UQ41UQ2-UQ2.5-FL01	1	One-way flow control valve	GRLA-1/4-QB-3/8-U		FES.534663
=V1AR42UQ41UQ2-UQ2.5-FL02	1	One-way flow control valve	GRLA-1/4-QB-3/8-U		FES.534663
=V1AR42UQ41UQ2-UQ2.6-FL01	1	One-way flow control valve	GRLA-1/4-QB-3/8-U		FES.534663
=V1AR42UQ41UQ2-UQ2.6-FL02	1	One-way flow control valve	GRLA-1/4-QB-3/8-U		FES.534663

+.AR41UQ42/1

+.AR42UQ42/1

Date	10/31/2022	Volvo Trucks North America	 Valiant Machine & Tool	Parts list : FES.51E-F33GCQPNMKB-D-UL1+GS2GZBA & 32P-TJQ-R-MBH-JJ - FES.534663	Drawing name:		=		
Ed.	KMAFFRE	P6700 Rear Wall - Robot Cell 2V06			+ V1AR42UQ41		Page	1	
Modification	Date	Name	Original	Replacement of	Replaced by	Document type:	Project nr:	Page	1
						MPB	22-16148	229	


Parts list

F01_001

Device tag	Quantity	Designation	Type number	Supplier	Part number
=V1AR43UQ41KF1-KF1.0	1	Valve manifold	51E-F33GCQPNMKB-D-UL1+GS2GZBA & 32P-TJQ-R-MBH-JJ	FES	FES.51E-F33GCQPNMKB-D-UL1+GS2GZBA & 32P-TJQ-R-MBH-JJ
=V1AR43UQ41KF1-KF1.21	0	Subbase	VMPA2-FB-AP-2-1	FES	FES.538000
=V1AR43UQ41UQ1-QN1	0	Solenoid valve	VMPA2-M1H-J-PI	FES	FES.537953
=V1AR43UQ41UQ1-UQ1.1-FL01	1	One-way flow control valve	GRLA-1/4-QB-3/8-U		FES.534663
=V1AR43UQ41UQ1-UQ1.1-FL02	1	One-way flow control valve	GRLA-1/4-QB-3/8-U		FES.534663
=V1AR43UQ41UQ2-QN2	0	Solenoid valve	VMPA2-M1H-J-PI	FES	FES.537953
=V1AR43UQ41UQ2-UQ2.1-FL01	1	One-way flow control valve	GRLA-1/4-QB-3/8-U		FES.534663
=V1AR43UQ41UQ2-UQ2.1-FL02	1	One-way flow control valve	GRLA-1/4-QB-3/8-U		FES.534663
=V1AR43UQ41UQ2-UQ2.2-FL01	1	One-way flow control valve	GRLA-1/4-QB-3/8-U		FES.534663
=V1AR43UQ41UQ2-UQ2.2-FL02	1	One-way flow control valve	GRLA-1/4-QB-3/8-U		FES.534663
=V1AR43UQ41UQ2-UQ2.3-FL01	1	One-way flow control valve	GRLA-1/4-QB-3/8-U		FES.534663
=V1AR43UQ41UQ2-UQ2.3-FL02	1	One-way flow control valve	GRLA-1/4-QB-3/8-U		FES.534663
=V1AR43UQ41UQ2-UQ2.4-FL01	1	One-way flow control valve	GRLA-1/4-QB-3/8-U		FES.534663
=V1AR43UQ41UQ2-UQ2.4-FL02	1	One-way flow control valve	GRLA-1/4-QB-3/8-U		FES.534663
=V1AR43UQ41UQ2-UQ2.5-FL01	1	One-way flow control valve	GRLA-1/4-QB-3/8-U		FES.534663
=V1AR43UQ41UQ2-UQ2.5-FL02	1	One-way flow control valve	GRLA-1/4-QB-3/8-U		FES.534663
=V1AR43UQ41UQ2-UQ2.6-FL01	1	One-way flow control valve	GRLA-1/4-QB-3/8-U		FES.534663
=V1AR43UQ41UQ2-UQ2.6-FL02	1	One-way flow control valve	GRLA-1/4-QB-3/8-U		FES.534663

+ .AR42UQ42/1

+ .AR43UQ42/1

Date	10/31/2022	Volvo Trucks North America	 Valiant Machine & Tool	Parts list : FES.51E-F33GCQPNMKB-D-UL1+GS2GZBA & 32P-TJQ-R-MBH-JJ - FES.534663	Drawing name:		=		
Ed.	KMAFFRE	P6700 Rear Wall - Robot Cell 2V06			+ V1AR43UQ41		Page	1	
Modification	Date	Name	Original	Replacement of	Replaced by	Document type:	Project nr:	Page	229
						MPB	22-16148		


Parts list

F01_001

Device tag	Quantity	Designation	Type number	Supplier	Part number
=V1AR43UQ42KF1-KF1.0	1	Valve manifold	51E-F33GCQPNMKB-D-UL1+GS2GZBA & 32P-TJQ-R-MBH-JJ	FES	FES.51E-F33GCQPNMKB-D-UL1+GS2GZBA & 32P-TJQ-R-MBH-JJ
=V1AR43UQ42KF1-KF1.21	0	Subbase	VMPA2-FB-AP-2-1	FES	FES.538000
=V1AR43UQ42UQ1-QN1	0	Solenoid valve	VMPA2-M1H-J-PI	FES	FES.537953
=V1AR43UQ42UQ1-UQ1.1-FL01	1	One-way flow control valve	GRLA-1/4-QB-3/8-U		FES.534663
=V1AR43UQ42UQ1-UQ1.1-FL02	1	One-way flow control valve	GRLA-1/4-QB-3/8-U		FES.534663
=V1AR43UQ42UQ2-QN2	0	Solenoid valve	VMPA2-M1H-J-PI	FES	FES.537953
=V1AR43UQ42UQ2-UQ2.1-FL01	1	One-way flow control valve	GRLA-1/4-QB-3/8-U		FES.534663
=V1AR43UQ42UQ2-UQ2.1-FL02	1	One-way flow control valve	GRLA-1/4-QB-3/8-U		FES.534663
=V1AR43UQ42UQ2-UQ2.2-FL01	1	One-way flow control valve	GRLA-1/4-QB-3/8-U		FES.534663
=V1AR43UQ42UQ2-UQ2.2-FL02	1	One-way flow control valve	GRLA-1/4-QB-3/8-U		FES.534663
=V1AR43UQ42UQ2-UQ2.3-FL01	1	One-way flow control valve	GRLA-1/4-QB-3/8-U		FES.534663
=V1AR43UQ42UQ2-UQ2.3-FL02	1	One-way flow control valve	GRLA-1/4-QB-3/8-U		FES.534663
=V1AR43UQ42UQ2-UQ2.4-FL01	1	One-way flow control valve	GRLA-1/4-QB-3/8-U		FES.534663
=V1AR43UQ42UQ2-UQ2.4-FL02	1	One-way flow control valve	GRLA-1/4-QB-3/8-U		FES.534663
=V1AR43UQ42UQ2-UQ2.5-FL01	1	One-way flow control valve	GRLA-1/4-QB-3/8-U		FES.534663
=V1AR43UQ42UQ2-UQ2.5-FL02	1	One-way flow control valve	GRLA-1/4-QB-3/8-U		FES.534663
=V1AR43UQ42UQ2-UQ2.6-FL01	1	One-way flow control valve	GRLA-1/4-QB-3/8-U		FES.534663
=V1AR43UQ42UQ2-UQ2.6-FL02	1	One-way flow control valve	GRLA-1/4-QB-3/8-U		FES.534663

+ .AR43UQ41/1

+ .AR201KF1/1

Date	10/31/2022	Volvo Trucks North America	 Valiant Machine & Tool	Parts list : FES.51E-F33GCQPNMKB-D-UL1+GS2GZBA & 32P-TJQ-R-MBH-JJ - FES.534663	Drawing name:		=		
Ed.	KMAFFRE	P6700 Rear Wall - Robot Cell 2V06			+ V1AR43UQ42		Page	1	
Modification	Date	Name	Original	Replacement of	Replaced by	Document type:	Project nr:	Page	1
						MPB	22-16148	229	

Parts list

F01_001

Device tag	Quantity	Designation	Type number	Supplier	Part number
=V1UQ51KF1-KF1.0	1	Valve manifold	51E-F33GCQPNMKBNMKBNMKB-S-UL1+GS2GZBA & 45PN-R-Z-LSMX-BU-SASA	FES.51E-F33GCQPNMKBNMKBNMKB-S-UL1+GS2GZBA & 45PN-R-Z-LSMX-BU-SASA	FES.51E-F33GCQPNMKBNMKBNMKB-S-UL1+GS2GZBA & 45PN-R-Z-LSMX-BU-SASA
=V1UQ51KF1-KF1.21	0	Manifold subbase	VABV-S4-IHS-N14-2T2		FES.546213
=V1UQ51UQ1-QN1	0	Solenoid valve	VSVA-B-P53ED-ZD-A1-1T1L		FES.560727
=V1UQ51UQ1-UQ1.1-FL01	1	One-way flow control valve	GRLA-1/4-QB-3/8-U		FES.534663
=V1UQ51UQ1-UQ1.1-FL02	1	One-way flow control valve	GRLA-1/4-QB-3/8-U		FES.534663
=V1UQ51UQ1-UQ1.2-FL01	1	One-way flow control valve	GRLA-1/4-QB-3/8-U		FES.534663
=V1UQ51UQ1-UQ1.2-FL02	1	One-way flow control valve	GRLA-1/4-QB-3/8-U		FES.534663
=V1UQ51UQ1-UQ1.3-FL01	1	One-way flow control valve	GRLA-1/4-QB-3/8-U		FES.534663
=V1UQ51UQ1-UQ1.3-FL02	1	One-way flow control valve	GRLA-1/4-QB-3/8-U		FES.534663
=V1UQ51UQ1-UQ1.4-FL01	1	One-way flow control valve	GRLA-1/4-QB-3/8-U		FES.534663
=V1UQ51UQ1-UQ1.4-FL02	1	One-way flow control valve	GRLA-1/4-QB-3/8-U		FES.534663
=V1UQ51UQ1-UQ1.5-FL01	1	One-way flow control valve	GRLA-1/4-QB-3/8-U		FES.534663
=V1UQ51UQ1-UQ1.5-FL02	1	One-way flow control valve	GRLA-1/4-QB-3/8-U		FES.534663
=V1UQ51UQ2-QN2	0	Solenoid valve	VSVA-B-P53ED-ZD-A1-1T1L		FES.560727
=V1UQ51UQ2-UQ2.1-FL01	1	One-way flow control valve	GRLA-1/4-QB-3/8-U		FES.534663
=V1UQ51UQ2-UQ2.1-FL02	1	One-way flow control valve	GRLA-1/4-QB-3/8-U		FES.534663
=V1UQ51UQ2-UQ2.2-FL01	1	One-way flow control valve	GRLA-1/4-QB-3/8-U		FES.534663
=V1UQ51UQ2-UQ2.2-FL02	1	One-way flow control valve	GRLA-1/4-QB-3/8-U		FES.534663
=V1UQ51UQ2-UQ2.3-FL01	1	One-way flow control valve	GRLA-1/4-QB-3/8-U		FES.534663
=V1UQ51UQ2-UQ2.3-FL02	1	One-way flow control valve	GRLA-1/4-QB-3/8-U		FES.534663
=V1UQ51UQ2-UQ2.4-FL01	1	One-way flow control valve	GRLA-1/4-QB-3/8-U		FES.534663
=V1UQ51UQ2-UQ2.4-FL02	1	One-way flow control valve	GRLA-1/4-QB-3/8-U		FES.534663

+ .AR201UQ42/1

+ .UQ52/1

Date	10/31/2022	Volvo Trucks North America	Valiant Machine & Tool	Parts list :	Drawing name:	=	
Ed.	KMAFFRE			FES.51E-F33GCQPNMKBNMKBNMKB-S-UL1+GS2GZBA		+ V1UQ51	
Appr		P6700 Rear Wall - Robot Cell 2V06		& 45PN-R-Z-LSMX-BU-SASA - FES.534663	Document type:	Project nr:	
Modification	Date	Name	Original	Replacement of	Replaced by	MPB	22-16148
							Page 1
							229




Parts list

F01_001

Device tag	Quantity	Designation	Type number	Supplier	Part number
=V1UQ52KF1-KF1.0	1	Valve manifold	51E-F33GCQPNMKBNMKB-S-UL1+GS2GZBA_45PN-R-ZLSMX-BBU-4SA	FES.51E-F33GCQPNMKBNMKB-S-UL1+GS2GZBA_45PN-R-ZLSMX-BBU-4SA	FES.51E-F33GCQPNMKBNMKB-S-UL1+GS2GZBA_45PN-R-ZLSMX-BBU-4SA
=V1UQ52KF1-KF1.21	0	Manifold subbase	VABV-S4-IHS-N14-2T2		FES.546213
=V1UQ52KF1-KF1.22	0	Manifold subbase	VABV-S4-IHS-N14-2T2		FES.546213
=V1UQ52UQ1-QN1	0	Solenoid valve	VSVA-B-P53ED-ZD-A1-1T1L		FES.560727
=V1UQ52UQ1-UQ1.1-FL01	1	One-way flow control valve	GRLA-1/4-QB-3/8-U		FES.534663
=V1UQ52UQ1-UQ1.1-FL02	1	One-way flow control valve	GRLA-1/4-QB-3/8-U		FES.534663
=V1UQ52UQ2-QN2	0	Solenoid valve	VSVA-B-P53ED-ZD-A1-1T1L		FES.560727
=V1UQ52UQ2-UQ2.1-FL01	1	One-way flow control valve	GRLA-1/4-QB-3/8-U		FES.534663
=V1UQ52UQ2-UQ2.1-FL02	1	One-way flow control valve	GRLA-1/4-QB-3/8-U		FES.534663
=V1UQ52UQ2-UQ2.2-FL01	1	One-way flow control valve	GRLA-1/4-QB-3/8-U		FES.534663
=V1UQ52UQ2-UQ2.2-FL02	1	One-way flow control valve	GRLA-1/4-QB-3/8-U		FES.534663
=V1UQ52UQ2-UQ2.3-FL01	1	One-way flow control valve	GRLA-1/4-QB-3/8-U		FES.534663
=V1UQ52UQ2-UQ2.3-FL02	1	One-way flow control valve	GRLA-1/4-QB-3/8-U		FES.534663
=V1UQ52UQ2-UQ2.4-FL01	1	One-way flow control valve	GRLA-1/4-QB-3/8-U		FES.534663
=V1UQ52UQ2-UQ2.4-FL02	1	One-way flow control valve	GRLA-1/4-QB-3/8-U		FES.534663
=V1UQ52UQ2-UQ2.5-FL01	1	One-way flow control valve	GRLA-1/4-QB-3/8-U		FES.534663
=V1UQ52UQ2-UQ2.5-FL02	1	One-way flow control valve	GRLA-1/4-QB-3/8-U		FES.534663
=V1UQ52UQ3-QN3	0	Solenoid valve	VSVA-B-P53ED-ZD-A1-1T1L		FES.560727
=V1UQ52UQ3-UQ3.1-FL01	1	One-way flow control valve	GRLA-1/4-QB-3/8-U		FES.534663
=V1UQ52UQ3-UQ3.1-FL02	1	One-way flow control valve	GRLA-1/4-QB-3/8-U		FES.534663
=V1UQ52UQ3-UQ3.2-FL01	1	One-way flow control valve	GRLA-1/4-QB-3/8-U		FES.534663
=V1UQ52UQ3-UQ3.2-FL02	1	One-way flow control valve	GRLA-1/4-QB-3/8-U		FES.534663
=V1UQ52UQ3-UQ3.3-FL01	1	One-way flow control valve	GRLA-1/4-QB-3/8-U		FES.534663
=V1UQ52UQ3-UQ3.3-FL02	1	One-way flow control valve	GRLA-1/4-QB-3/8-U		FES.534663
=V1UQ52UQ3-UQ3.4-FL01	1	One-way flow control valve	GRLA-1/4-QB-3/8-U		FES.534663
=V1UQ52UQ3-UQ3.4-FL02	1	One-way flow control valve	GRLA-1/4-QB-3/8-U		FES.534663
=V1UQ52UQ4-QN4	0	Solenoid valve	VSVA-B-P53ED-ZD-A1-1T1L		FES.560727
=V1UQ52UQ4-UQ4.1-FL01	1	One-way flow control valve	GRLA-1/4-QB-3/8-U		FES.534663
=V1UQ52UQ4-UQ4.1-FL02	1	One-way flow control valve	GRLA-1/4-QB-3/8-U		FES.534663

+ .UQ51/1

+ .WR1UQ51/1


Date	10/31/2022	Volvo Trucks North America	 Valiant Machine & Tool	Parts list :	Drawing name:	=	
Ed.	KMAFFRE	P6700 Rear Wall - Robot Cell 2V06		Scale 1:1	FES.51E-F33GCQPNMKBNMKB-S-UL1+GS2GZBA_45PN-R-ZLSMX-BBU-4SA	+ V1UQ52	
Appr		Replacement of	Replaced by	- FES.534663	Document type:	Project nr:	
Modification	Date	Name	Original		MPB	22-16148	Page 1 229

Parts list

F01_001

Device tag	Quantity	Designation	Type number	Supplier	Part number
=V1WR1UQ51KF1-KF1.0	1	Valve manifold	51E-F33GCQPNMKBNMKBNMKBNMKBNMKB-S-UL1+GS2GZBA & 45PN-R-Z-LSMX-3BU-6J	FES	FES.51E-F33GCQPNMKBNMKBNMKBNMKBNMKB-S-UL1+GS2GZBA & 45PN-R-Z-LSMX-3BU-6J
=V1WR1UQ51KF1-KF1.21	0	Manifold subbase	VABV-S4-IHS-N14-2T2		FES.546213
=V1WR1UQ51KF1-KF1.22	0	Manifold subbase	VABV-S4-IHS-N14-2T2		FES.546213
=V1WR1UQ51KF1-KF1.23	0	Manifold subbase	VABV-S4-IHS-N14-2T2		FES.546213
=V1WR1UQ51UQ1-QN1	0	Solenoid valve	VSVA-B-B52-ZD-A1-1T1L	FES	FES.539156
=V1WR1UQ51UQ1-UQ1.1-FL01	1	One-way flow control valve	GRLA-1/4-QB-3/8-U		FES.534663
=V1WR1UQ51UQ1-UQ1.1-FL02	1	One-way flow control valve	GRLA-1/4-QB-3/8-U		FES.534663
=V1WR1UQ51UQ1-UQ1.2-FL01	1	One-way flow control valve	GRLA-1/4-QB-3/8-U		FES.534663
=V1WR1UQ51UQ1-UQ1.2-FL02	1	One-way flow control valve	GRLA-1/4-QB-3/8-U		FES.534663
=V1WR1UQ51UQ1-UQ1.3-FL01	1	One-way flow control valve	GRLA-1/4-QB-3/8-U		FES.534663
=V1WR1UQ51UQ1-UQ1.3-FL02	1	One-way flow control valve	GRLA-1/4-QB-3/8-U		FES.534663
=V1WR1UQ51UQ1-UQ1.4-FL01	1	One-way flow control valve	GRLA-1/4-QB-3/8-U		FES.534663
=V1WR1UQ51UQ1-UQ1.4-FL02	1	One-way flow control valve	GRLA-1/4-QB-3/8-U		FES.534663
=V1WR1UQ51UQ2-QN2	0	Solenoid valve	VSVA-B-B52-ZD-A1-1T1L	FES	FES.539156
=V1WR1UQ51UQ2-UQ2.1-FL01	1	One-way flow control valve	GRLA-1/4-QB-3/8-U		FES.534663
=V1WR1UQ51UQ2-UQ2.1-FL02	1	One-way flow control valve	GRLA-1/4-QB-3/8-U		FES.534663
=V1WR1UQ51UQ2-UQ2.2-FL01	1	One-way flow control valve	GRLA-1/4-QB-3/8-U		FES.534663
=V1WR1UQ51UQ2-UQ2.2-FL02	1	One-way flow control valve	GRLA-1/4-QB-3/8-U		FES.534663
=V1WR1UQ51UQ2-UQ2.3-FL01	1	One-way flow control valve	GRLA-1/4-QB-3/8-U		FES.534663
=V1WR1UQ51UQ2-UQ2.3-FL02	1	One-way flow control valve	GRLA-1/4-QB-3/8-U		FES.534663
=V1WR1UQ51UQ2-UQ2.4-FL01	1	One-way flow control valve	GRLA-1/4-QB-3/8-U		FES.534663
=V1WR1UQ51UQ2-UQ2.4-FL02	1	One-way flow control valve	GRLA-1/4-QB-3/8-U		FES.534663
=V1WR1UQ51UQ3-QN3	0	Solenoid valve	VSVA-B-B52-ZD-A1-1T1L	FES	FES.539156
=V1WR1UQ51UQ3-UQ3.1-FL01	1	One-way flow control valve	GRLA-1/4-QB-3/8-U		FES.534663
=V1WR1UQ51UQ3-UQ3.1-FL02	1	One-way flow control valve	GRLA-1/4-QB-3/8-U		FES.534663
=V1WR1UQ51UQ3-UQ3.2-FL01	1	One-way flow control valve	GRLA-1/4-QB-3/8-U		FES.534663
=V1WR1UQ51UQ3-UQ3.2-FL02	1	One-way flow control valve	GRLA-1/4-QB-3/8-U		FES.534663
=V1WR1UQ51UQ3-UQ3.3-FL01	1	One-way flow control valve	GRLA-1/4-QB-3/8-U		FES.534663
=V1WR1UQ51UQ3-UQ3.3-FL02	1	One-way flow control valve	GRLA-1/4-QB-3/8-U		FES.534663
=V1WR1UQ51UQ3-UQ3.4-FL01	1	One-way flow control valve	GRLA-1/4-QB-3/8-U		FES.534663
=V1WR1UQ51UQ3-UQ3.4-FL02	1	One-way flow control valve	GRLA-1/4-QB-3/8-U		FES.534663
=V1WR1UQ51UQ3-UQ3.5-FL01	1	One-way flow control valve	GRLA-1/4-QB-3/8-U		FES.534663
=V1WR1UQ51UQ3-UQ3.5-FL02	1	One-way flow control valve	GRLA-1/4-QB-3/8-U		FES.534663
=V1WR1UQ51UQ3-UQ3.6-FL01	1	One-way flow control valve	GRLA-1/4-QB-3/8-U		FES.534663
=V1WR1UQ51UQ3-UQ3.6-FL02	1	One-way flow control valve	GRLA-1/4-QB-3/8-U		FES.534663
=V1WR1UQ51UQ4-QN4	0	Solenoid valve	VSVA-B-B52-ZD-A1-1T1L	FES	FES.539156
=V1WR1UQ51UQ4-UQ4.1-FL01	1	One-way flow control valve	GRLA-1/4-QB-3/8-U		FES.534663
=V1WR1UQ51UQ4-UQ4.1-FL02	1	One-way flow control valve	GRLA-1/4-QB-3/8-U		FES.534663
=V1WR1UQ51UQ4-UQ4.2-FL01	1	One-way flow control valve	GRLA-1/4-QB-3/8-U		FES.534663
=V1WR1UQ51UQ4-UQ4.2-FL02	1	One-way flow control valve	GRLA-1/4-QB-3/8-U		FES.534663
=V1WR1UQ51UQ4-UQ4.3-FL01	1	One-way flow control valve	GRLA-1/4-QB-3/8-U		FES.534663
=V1WR1UQ51UQ4-UQ4.3-FL02	1	One-way flow control valve	GRLA-1/4-QB-3/8-U		FES.534663
=V1WR1UQ51UQ4-UQ4.4-FL01	1	One-way flow control valve	GRLA-1/4-QB-3/8-U		FES.534663
=V1WR1UQ51UQ4-UQ4.4-FL02	1	One-way flow control valve	GRLA-1/4-QB-3/8-U		FES.534663
=V1WR1UQ51UQ5-QN5	0	Solenoid valve	VSVA-B-B52-ZD-A1-1T1L	FES	FES.539156
=V1WR1UQ51UQ5-UQ5.1-FL01	1	One-way flow control valve	GRLA-1/4-QB-3/8-U		FES.534663
=V1WR1UQ51UQ5-UQ5.1-FL02	1	One-way flow control valve	GRLA-1/4-QB-3/8-U		FES.534663
=V1WR1UQ51UQ5-UQ5.2-FL01	1	One-way flow control valve	GRLA-1/4-QB-3/8-U		FES.534663
=V1WR1UQ51UQ5-UQ5.2-FL02	1	One-way flow control valve	GRLA-1/4-QB-3/8-U		FES.534663
=V1WR1UQ51UQ5-UQ5.3-FL01	1	One-way flow control valve	GRLA-1/4-QB-3/8-U		FES.534663
=V1WR1UQ51UQ5-UQ5.3-FL02	1	One-way flow control valve	GRLA-1/4-QB-3/8-U		FES.534663
=V1WR1UQ51UQ5-UQ5.4-FL01	1	One-way flow control valve	GRLA-1/4-QB-3/8-U		FES.534663
=V1WR1UQ51UQ5-UQ5.4-FL02	1	One-way flow control valve	GRLA-1/4-QB-3/8-U		FES.534663
=V1WR1UQ51UQ5-UQ5.5-FL01	1	One-way flow control valve	GRLA-1/4-QB-3/8-U		FES.534663
=V1WR1UQ51UQ5-UQ5.5-FL02	1	One-way flow control valve	GRLA-1/4-QB-3/8-U		FES.534663
=V1WR1UQ51UQ5-UQ5.6-FL01	1	One-way flow control valve	GRLA-1/4-QB-3/8-U		FES.534663

+UQ52/1


Date	10/31/2022	Volvo Trucks North America	 Valiant Machine & Tool	Parts list :	Drawing name:	=	
Ed.	KMAFFRE				FES.51E-F33GCQPNMKBNMKBNMKBNMKBNMKB-S-UL1+GS2GZBA	+ V1WR1UQ51	
Appr		P6700 Rear Wall - Robot Cell 2V06	Scale 1:1	& 45PN-R-Z-LSMX-3BU-6J - FES.534663	Document type:	Project nr:	
Modification	Date	Name		Replacement of	Replaced by	MPB	22-16148
						Page	1
							229

Parts list

F01_001

Device tag	Quantity	Designation	Type number	Supplier	Part number
=V1WR1UQ52KF1-KF1.0	1	Valve manifold	51E-F33GCQPNMKBNMKBNMKB-S-UL1+GS2GZBA & 45PN-R-Z-LSMX-3BU-6J		FES.51E-F33GCQPNMKBNMKBNMKB-S-UL1+GS2GZBA & 45PN-R-Z-LSMX-3BU-6J
=V1WR1UQ52KF1-KF1.21	0	Manifold subbase	VABV-54-IHS-N14-2T2		FES.546213
=V1WR1UQ52KF1-KF1.22	0	Manifold subbase	VABV-54-IHS-N14-2T2		FES.546213
=V1WR1UQ52KF1-KF1.23	0	Manifold subbase	VABV-54-IHS-N14-2T2		FES.546213
=V1WR1UQ52UQ1-QN1	0	Solenoid valve	VSVA-B-B52-ZD-A1-1T1L	FES	FES.539156
=V1WR1UQ52UQ1-UQ1.1-FL01	1	One-way flow control valve	GRLA-1/4-QB-3/8-U		FES.534663
=V1WR1UQ52UQ1-UQ1.1-FL02	1	One-way flow control valve	GRLA-1/4-QB-3/8-U		FES.534663
=V1WR1UQ52UQ1-UQ1.2-FL01	1	One-way flow control valve	GRLA-1/4-QB-3/8-U		FES.534663
=V1WR1UQ52UQ1-UQ1.2-FL02	1	One-way flow control valve	GRLA-1/4-QB-3/8-U		FES.534663
=V1WR1UQ52UQ1-UQ1.3-FL01	1	One-way flow control valve	GRLA-1/4-QB-3/8-U		FES.534663
=V1WR1UQ52UQ1-UQ1.3-FL02	1	One-way flow control valve	GRLA-1/4-QB-3/8-U		FES.534663
=V1WR1UQ52UQ1-UQ1.4-FL01	1	One-way flow control valve	GRLA-1/4-QB-3/8-U		FES.534663
=V1WR1UQ52UQ1-UQ1.4-FL02	1	One-way flow control valve	GRLA-1/4-QB-3/8-U		FES.534663
=V1WR1UQ52UQ2-QN2	0	Solenoid valve	VSVA-B-B52-ZD-A1-1T1L	FES	FES.539156
=V1WR1UQ52UQ2-UQ2.1-FL01	1	One-way flow control valve	GRLA-1/4-QB-3/8-U		FES.534663
=V1WR1UQ52UQ2-UQ2.1-FL02	1	One-way flow control valve	GRLA-1/4-QB-3/8-U		FES.534663
=V1WR1UQ52UQ2-UQ2.2-FL01	1	One-way flow control valve	GRLA-1/4-QB-3/8-U		FES.534663
=V1WR1UQ52UQ2-UQ2.2-FL02	1	One-way flow control valve	GRLA-1/4-QB-3/8-U		FES.534663
=V1WR1UQ52UQ2-UQ2.3-FL01	1	One-way flow control valve	GRLA-1/4-QB-3/8-U		FES.534663
=V1WR1UQ52UQ2-UQ2.3-FL02	1	One-way flow control valve	GRLA-1/4-QB-3/8-U		FES.534663
=V1WR1UQ52UQ2-UQ2.4-FL01	1	One-way flow control valve	GRLA-1/4-QB-3/8-U		FES.534663
=V1WR1UQ52UQ2-UQ2.4-FL02	1	One-way flow control valve	GRLA-1/4-QB-3/8-U		FES.534663
=V1WR1UQ52UQ2-UQ2.5-FL01	1	One-way flow control valve	GRLA-1/4-QB-3/8-U		FES.534663
=V1WR1UQ52UQ2-UQ2.5-FL02	1	One-way flow control valve	GRLA-1/4-QB-3/8-U		FES.534663
=V1WR1UQ52UQ3-QN3	0	Solenoid valve	VSVA-B-B52-ZD-A1-1T1L	FES	FES.539156
=V1WR1UQ52UQ3-UQ3.1-FL01	1	One-way flow control valve	GRLA-1/4-QB-3/8-U		FES.534663
=V1WR1UQ52UQ3-UQ3.1-FL02	1	One-way flow control valve	GRLA-1/4-QB-3/8-U		FES.534663
=V1WR1UQ52UQ3-UQ3.2-FL01	1	One-way flow control valve	GRLA-1/4-QB-3/8-U		FES.534663
=V1WR1UQ52UQ3-UQ3.2-FL02	1	One-way flow control valve	GRLA-1/4-QB-3/8-U		FES.534663
=V1WR1UQ52UQ3-UQ3.3-FL01	1	One-way flow control valve	GRLA-1/4-QB-3/8-U		FES.534663
=V1WR1UQ52UQ3-UQ3.3-FL02	1	One-way flow control valve	GRLA-1/4-QB-3/8-U		FES.534663
=V1WR1UQ52UQ3-UQ3.4-FL01	1	One-way flow control valve	GRLA-1/4-QB-3/8-U		FES.534663
=V1WR1UQ52UQ3-UQ3.4-FL02	1	One-way flow control valve	GRLA-1/4-QB-3/8-U		FES.534663
=V1WR1UQ52UQ3-UQ3.5-FL01	1	One-way flow control valve	GRLA-1/4-QB-3/8-U		FES.534663
=V1WR1UQ52UQ3-UQ3.5-FL02	1	One-way flow control valve	GRLA-1/4-QB-3/8-U		FES.534663
=V1WR1UQ52UQ3-UQ3.6-FL01	1	One-way flow control valve	GRLA-1/4-QB-3/8-U		FES.534663
=V1WR1UQ52UQ3-UQ3.6-FL02	1	One-way flow control valve	GRLA-1/4-QB-3/8-U		FES.534663
=V1WR1UQ52UQ4-QN4	0	Solenoid valve	VSVA-B-B52-ZD-A1-1T1L	FES	FES.539156
=V1WR1UQ52UQ4-UQ4.1-FL01	1	One-way flow control valve	GRLA-1/4-QB-3/8-U		FES.534663
=V1WR1UQ52UQ4-UQ4.1-FL02	1	One-way flow control valve	GRLA-1/4-QB-3/8-U		FES.534663
=V1WR1UQ52UQ4-UQ4.2-FL01	1	One-way flow control valve	GRLA-1/4-QB-3/8-U		FES.534663
=V1WR1UQ52UQ4-UQ4.2-FL02	1	One-way flow control valve	GRLA-1/4-QB-3/8-U		FES.534663
=V1WR1UQ52UQ4-UQ4.3-FL01	1	One-way flow control valve	GRLA-1/4-QB-3/8-U		FES.534663
=V1WR1UQ52UQ4-UQ4.3-FL02	1	One-way flow control valve	GRLA-1/4-QB-3/8-U		FES.534663
=V1WR1UQ52UQ4-UQ4.4-FL01	1	One-way flow control valve	GRLA-1/4-QB-3/8-U		FES.534663
=V1WR1UQ52UQ4-UQ4.4-FL02	1	One-way flow control valve	GRLA-1/4-QB-3/8-U		FES.534663
=V1WR1UQ52UQ5-QN5	0	Solenoid valve	VSVA-B-B52-ZD-A1-1T1L	FES	FES.539156
=V1WR1UQ52UQ5-UQ5.1-FL01	1	One-way flow control valve	GRLA-1/4-QB-3/8-U		FES.534663
=V1WR1UQ52UQ5-UQ5.1-FL02	1	One-way flow control valve	GRLA-1/4-QB-3/8-U		FES.534663
=V1WR1UQ52UQ5-UQ5.2-FL01	1	One-way flow control valve	GRLA-1/4-QB-3/8-U		FES.534663
=V1WR1UQ52UQ5-UQ5.2-FL02	1	One-way flow control valve	GRLA-1/4-QB-3/8-U		FES.534663
=V1WR1UQ52UQ5-UQ5.3-FL01	1	One-way flow control valve	GRLA-1/4-QB-3/8-U		FES.534663
=V1WR1UQ52UQ5-UQ5.3-FL02	1	One-way flow control valve	GRLA-1/4-QB-3/8-U		FES.534663
=V1WR1UQ52UQ5-UQ5.4-FL01	1	One-way flow control valve	GRLA-1/4-QB-3/8-U		FES.534663
=V1WR1UQ52UQ5-UQ5.4-FL02	1	One-way flow control valve	GRLA-1/4-QB-3/8-U		FES.534663
=V1WR1UQ52UQ6-QN6	0	Solenoid valve	VSVA-B-B52-ZD-A1-1T1L	FES	FES.539156

+ .WR1UQ51/2

Date		12/5/2022	Volvo Trucks North America		 Valiant Machine & Tool	Parts list :		Drawing name:		=
Ed.		KMAFFRE	P6700 Rear Wall - Robot Cell 2V06			FES.51E-F33GCQPNMKBNMKBNMKB-S-UL1+GS2GZBA & 45PN-R-Z-LSMX-3BU-6J - FES.539156		G52GZBA		+ V1WR1UQ52
Appr			Replacement of		Scale 1:1		Document type:		Project nr:	
Modification	Date	Name	Original	Replaced by			MPB		22-16148	
										Page 1
										229


Parts list

F01_001

Device tag	Quantity	Designation	Type number	Supplier	Part number
=V1WR2UQ51KF1-KF1.0	1	Valve manifold	51E-F33GCQPNMKBNMKBNMK-B-S-UL1+GS2GZBA & 45PN-R-Z-LSMX-BBU-3JL	FES	FES.51E-F33GCQPNMKBNMKBNMK-B-S-UL1+GS2GZBA & 45PN-R-Z-LSMX-BBU-3JL
=V1WR2UQ51KF1-KF1.21	0	Manifold subbase	VABV-S4-IHS-N14-2T2		FES.546213
=V1WR2UQ51KF1-KF1.22	0	Manifold subbase	VABV-S4-IHS-N14-2T2		FES.546213
=V1WR2UQ51UQ1-QN1	0	Solenoid valve	VSVA-B-B52-ZD-A1-1T1L	FES	FES.539156
=V1WR2UQ51UQ1-UQ1.1-FL01	1	One-way flow control valve	GRLA-1/4-QB-3/8-U		FES.534663
=V1WR2UQ51UQ1-UQ1.1-FL02	1	One-way flow control valve	GRLA-1/4-QB-3/8-U		FES.534663
=V1WR2UQ51UQ1-UQ1.2-FL01	1	One-way flow control valve	GRLA-1/4-QB-3/8-U		FES.534663
=V1WR2UQ51UQ1-UQ1.2-FL02	1	One-way flow control valve	GRLA-1/4-QB-3/8-U		FES.534663
=V1WR2UQ51UQ1-UQ1.3-FL01	1	One-way flow control valve	GRLA-1/4-QB-3/8-U		FES.534663
=V1WR2UQ51UQ1-UQ1.3-FL02	1	One-way flow control valve	GRLA-1/4-QB-3/8-U		FES.534663
=V1WR2UQ51UQ1-UQ1.4-FL01	1	One-way flow control valve	GRLA-1/4-QB-3/8-U		FES.534663
=V1WR2UQ51UQ1-UQ1.4-FL02	1	One-way flow control valve	GRLA-1/4-QB-3/8-U		FES.534663
=V1WR2UQ51UQ1-UQ1.5-FL01	1	One-way flow control valve	GRLA-1/4-QB-3/8-U		FES.534663
=V1WR2UQ51UQ1-UQ1.5-FL02	1	One-way flow control valve	GRLA-1/4-QB-3/8-U		FES.534663
=V1WR2UQ51UQ1-UQ1.6-FL01	1	One-way flow control valve	GRLA-1/4-QB-3/8-U		FES.534663
=V1WR2UQ51UQ1-UQ1.6-FL02	1	One-way flow control valve	GRLA-1/4-QB-3/8-U		FES.534663
=V1WR2UQ51UQ2-QN2	0	Solenoid valve	VSVA-B-B52-ZD-A1-1T1L	FES	FES.539156
=V1WR2UQ51UQ2-UQ2.1-FL01	1	One-way flow control valve	GRLA-1/4-QB-3/8-U		FES.534663
=V1WR2UQ51UQ2-UQ2.1-FL02	1	One-way flow control valve	GRLA-1/4-QB-3/8-U		FES.534663
=V1WR2UQ51UQ2-UQ2.2-FL01	1	One-way flow control valve	GRLA-1/4-QB-3/8-U		FES.534663
=V1WR2UQ51UQ2-UQ2.2-FL02	1	One-way flow control valve	GRLA-1/4-QB-3/8-U		FES.534663
=V1WR2UQ51UQ2-UQ2.3-FL01	1	One-way flow control valve	GRLA-1/4-QB-3/8-U		FES.534663
=V1WR2UQ51UQ2-UQ2.3-FL02	1	One-way flow control valve	GRLA-1/4-QB-3/8-U		FES.534663
=V1WR2UQ51UQ2-UQ2.4-FL01	1	One-way flow control valve	GRLA-1/4-QB-3/8-U		FES.534663
=V1WR2UQ51UQ2-UQ2.4-FL02	1	One-way flow control valve	GRLA-1/4-QB-3/8-U		FES.534663
=V1WR2UQ51UQ2-UQ2.5-FL01	1	One-way flow control valve	GRLA-1/4-QB-3/8-U		FES.534663
=V1WR2UQ51UQ2-UQ2.5-FL02	1	One-way flow control valve	GRLA-1/4-QB-3/8-U		FES.534663
=V1WR2UQ51UQ2-UQ2.6-FL01	1	One-way flow control valve	GRLA-1/4-QB-3/8-U		FES.534663
=V1WR2UQ51UQ2-UQ2.6-FL02	1	One-way flow control valve	GRLA-1/4-QB-3/8-U		FES.534663
=V1WR2UQ51UQ3-QN3	0	Solenoid valve	VSVA-B-B52-ZD-A1-1T1L	FES	FES.539156
=V1WR2UQ51UQ3-UQ3.1-FL01	1	One-way flow control valve	GRLA-1/4-QB-3/8-U		FES.534663
=V1WR2UQ51UQ3-UQ3.1-FL02	1	One-way flow control valve	GRLA-1/4-QB-3/8-U		FES.534663
=V1WR2UQ51UQ3-UQ3.2-FL01	1	One-way flow control valve	GRLA-1/4-QB-3/8-U		FES.534663
=V1WR2UQ51UQ3-UQ3.2-FL02	1	One-way flow control valve	GRLA-1/4-QB-3/8-U		FES.534663
=V1WR2UQ51UQ3-UQ3.3-FL01	1	One-way flow control valve	GRLA-1/4-QB-3/8-U		FES.534663
=V1WR2UQ51UQ3-UQ3.3-FL02	1	One-way flow control valve	GRLA-1/4-QB-3/8-U		FES.534663
=V1WR2UQ51UQ3-UQ3.4-FL01	1	One-way flow control valve	GRLA-1/4-QB-3/8-U		FES.534663
=V1WR2UQ51UQ3-UQ3.4-FL02	1	One-way flow control valve	GRLA-1/4-QB-3/8-U		FES.534663
=V1WR2UQ51UQ4-QN4	0	Blanking plate	VABB-S4-1-WT		FES.539212

+ .WR1UQ52/2

+ .WR2UQ52/1

Date	10/31/2022	Volvo Trucks North America	 Valiant Machine & Tool	Parts list : FES.51E-F33GCQPNMKBNMKBNMK-B-S-UL1+GS2GZBA & 45PN-R-Z-LSMX-BBU-3JL - FES.539212	Drawing name:	=	
Ed.	KMAFFRE	P6700 Rear Wall - Robot Cell 2V06			Document type:	MPB	Project nr:
Modification	Date	Name	Original	Replacement of	Replaced by	Scale 1:1	Page 1
							229


Parts list

F01_001

Device tag	Quantity	Designation	Type number	Supplier	Part number
=V1WR2UQ52KF1-KF1.0	1	Valve manifold	51E-F33GCQPNMKBNMKBNMKB-S-UL1+GS2GZBA & 45PN-R-Z-LSMX-BBU-3JL	FES	FES.51E-F33GCQPNMKBNMKBNMKB-S-UL1+GS2GZBA & 45PN-R-Z-LSMX-BBU-3JL
=V1WR2UQ52KF1-KF1.21	0	Manifold subbase	VABV-S4-IHS-N14-2T2		FES.546213
=V1WR2UQ52KF1-KF1.22	0	Manifold subbase	VABV-S4-IHS-N14-2T2		FES.546213
=V1WR2UQ52UQ1-QN1	0	Solenoid valve	VSVA-B-B52-ZD-A1-1T1L	FES	FES.539156
=V1WR2UQ52UQ1-UQ1.1-FL01	1	One-way flow control valve	GRLA-1/4-QB-3/8-U		FES.534663
=V1WR2UQ52UQ1-UQ1.1-FL02	1	One-way flow control valve	GRLA-1/4-QB-3/8-U		FES.534663
=V1WR2UQ52UQ1-UQ1.2-FL01	1	One-way flow control valve	GRLA-1/4-QB-3/8-U		FES.534663
=V1WR2UQ52UQ1-UQ1.2-FL02	1	One-way flow control valve	GRLA-1/4-QB-3/8-U		FES.534663
=V1WR2UQ52UQ1-UQ1.3-FL01	1	One-way flow control valve	GRLA-1/4-QB-3/8-U		FES.534663
=V1WR2UQ52UQ1-UQ1.3-FL02	1	One-way flow control valve	GRLA-1/4-QB-3/8-U		FES.534663
=V1WR2UQ52UQ1-UQ1.4-FL01	1	One-way flow control valve	GRLA-1/4-QB-3/8-U		FES.534663
=V1WR2UQ52UQ1-UQ1.4-FL02	1	One-way flow control valve	GRLA-1/4-QB-3/8-U		FES.534663
=V1WR2UQ52UQ2-QN2	0	Solenoid valve	VSVA-B-B52-ZD-A1-1T1L	FES	FES.539156
=V1WR2UQ52UQ2-UQ2.1-FL01	1	One-way flow control valve	GRLA-1/4-QB-3/8-U		FES.534663
=V1WR2UQ52UQ2-UQ2.1-FL02	1	One-way flow control valve	GRLA-1/4-QB-3/8-U		FES.534663
=V1WR2UQ52UQ2-UQ2.2-FL01	1	One-way flow control valve	GRLA-1/4-QB-3/8-U		FES.534663
=V1WR2UQ52UQ2-UQ2.2-FL02	1	One-way flow control valve	GRLA-1/4-QB-3/8-U		FES.534663
=V1WR2UQ52UQ2-UQ2.3-FL01	1	One-way flow control valve	GRLA-1/4-QB-3/8-U		FES.534663
=V1WR2UQ52UQ2-UQ2.3-FL02	1	One-way flow control valve	GRLA-1/4-QB-3/8-U		FES.534663
=V1WR2UQ52UQ2-UQ2.4-FL01	1	One-way flow control valve	GRLA-1/4-QB-3/8-U		FES.534663
=V1WR2UQ52UQ2-UQ2.4-FL02	1	One-way flow control valve	GRLA-1/4-QB-3/8-U		FES.534663
=V1WR2UQ52UQ2-UQ2.5-FL01	1	One-way flow control valve	GRLA-1/4-QB-3/8-U		FES.534663
=V1WR2UQ52UQ2-UQ2.5-FL02	1	One-way flow control valve	GRLA-1/4-QB-3/8-U		FES.534663
=V1WR2UQ52UQ2-UQ2.6-FL01	1	One-way flow control valve	GRLA-1/4-QB-3/8-U		FES.534663
=V1WR2UQ52UQ2-UQ2.6-FL02	1	One-way flow control valve	GRLA-1/4-QB-3/8-U		FES.534663
=V1WR2UQ52UQ3-QN3	0	Solenoid valve	VSVA-B-B52-ZD-A1-1T1L	FES	FES.539156
=V1WR2UQ52UQ3-UQ3.1-FL01	1	One-way flow control valve	GRLA-1/4-QB-3/8-U		FES.534663
=V1WR2UQ52UQ3-UQ3.1-FL02	1	One-way flow control valve	GRLA-1/4-QB-3/8-U		FES.534663
=V1WR2UQ52UQ3-UQ3.2-FL01	1	One-way flow control valve	GRLA-1/4-QB-3/8-U		FES.534663
=V1WR2UQ52UQ3-UQ3.2-FL02	1	One-way flow control valve	GRLA-1/4-QB-3/8-U		FES.534663
=V1WR2UQ52UQ3-UQ3.3-FL01	1	One-way flow control valve	GRLA-1/4-QB-3/8-U		FES.534663
=V1WR2UQ52UQ3-UQ3.3-FL02	1	One-way flow control valve	GRLA-1/4-QB-3/8-U		FES.534663
=V1WR2UQ52UQ3-UQ3.4-FL01	1	One-way flow control valve	GRLA-1/4-QB-3/8-U		FES.534663
=V1WR2UQ52UQ3-UQ3.4-FL02	1	One-way flow control valve	GRLA-1/4-QB-3/8-U		FES.534663
=V1WR2UQ52UQ4-QN4	0	Blanking plate	VABB-S4-1-WT		FES.539212

+ .WR2UQ51/1

+V2AR41UQ41/1

Date	10/31/2022	Volvo Trucks North America		Valiant Machine & Tool	Parts list : FES.51E-F33GCQPNMKBNMKBNMKB-S-UL1+GS2GZBA & 45PN-R-Z-LSMX-BBU-3JL - FES.539212	Drawing name:		=
Ed.	KMAFFRE	P6700 Rear Wall - Robot Cell 2V06				+ V1WR2UQ52		
Appr		Replacement of	Replaced by	Scale 1:1	Document type: MPB	Project nr: 22-16148	Page	1
Modification	Date	Name	Original					229


Parts list

F01_001

Device tag	Quantity	Designation	Type number	Supplier	Part number
=V2AR41UQ41KF1-KF1.0	1	Valve manifold	51E-F33GCQPNMKBNMKB-D-UL1+GS2GZBA & 32P-TJQ-R-MBHBH-4J	FES	FES.51E-F33GCQPNMKBNMKB-D-UL1+GS2GZBA & 32P-TJQ-R-MBHBH-4J
=V2AR41UQ41KF1-KF1.21	0	Subbase	VMPA2-FB-AP-2-1	FES	FES.538000
=V2AR41UQ41KF1-KF1.22	0	Subbase	VMPA2-FB-AP-2-1	FES	FES.538000
=V2AR41UQ41UQ1-QN1	0	Solenoid valve	VMPA2-M1H-J-PI	FES	FES.537953
=V2AR41UQ41UQ2-QN2	0	Solenoid valve	VMPA2-M1H-J-PI	FES	FES.537953
=V2AR41UQ41UQ2-UQ2.1-FL01	1	One-way flow control valve	GRLA-1/4-QB-3/8-U		FES.534663
=V2AR41UQ41UQ2-UQ2.1-FL02	1	One-way flow control valve	GRLA-1/4-QB-3/8-U		FES.534663
=V2AR41UQ41UQ2-UQ2.2-FL01	1	One-way flow control valve	GRLA-1/4-QB-3/8-U		FES.534663
=V2AR41UQ41UQ2-UQ2.2-FL02	1	One-way flow control valve	GRLA-1/4-QB-3/8-U		FES.534663
=V2AR41UQ41UQ3-QN3	0	Solenoid valve	VMPA2-M1H-J-PI	FES	FES.537953
=V2AR41UQ41UQ3-UQ3.1-FL01	1	One-way flow control valve	GRLA-1/8-QB-5/16-U	FES	FES.534659
=V2AR41UQ41UQ3-UQ3.1-FL02	1	One-way flow control valve	GRLA-1/8-QB-5/16-U	FES	FES.534659
=V2AR41UQ41UQ3-UQ3.2-FL01	1	One-way flow control valve	GRLA-1/8-QB-5/16-U	FES	FES.534659
=V2AR41UQ41UQ3-UQ3.2-FL02	1	One-way flow control valve	GRLA-1/8-QB-5/16-U	FES	FES.534659
=V2AR41UQ41UQ4-QN4	0	Solenoid valve	VMPA2-M1H-J-PI	FES	FES.537953

+V1WR2UQ52/1

+ .AR41UQ42/1

Date	10/31/2022	Volvo Trucks North America		Valiant Machine & Tool	Parts list : FES.51E-F33GCQPNMKBNMKB-D-UL1+GS2GZBA & 32P-TJQ-R-MBHBH-4J - FES.537953	Drawing name:	=		
Ed.	KMAFFRE	P6700 Rear Wall - Robot Cell 2V06				Drawing name:	+ V2AR41UQ41		
Appr		Replacement of	Replaced by	Scale 1:1		Document type:	Project nr:	Page	1
Modification	Date	Name	Original			MPB	22-16148		229


Parts list

F01_001

Device tag	Quantity	Designation	Type number	Supplier	Part number
=V2AR41UQ42KF1-KF1.0	1	Valve manifold	51E-F33GCQPNMKBNMKBNMKB-D-UL1+GS2GZBA & 32P-TJQ-R-MBHBH-4J	FES	FES.51E-F33GCQPNMKBNMKBNMKB-D-UL1+GS2GZBA & 32P-TJQ-R-MBHBH-4J
=V2AR41UQ42KF1-KF1.21	0	Subbase	VMPA2-FB-AP-2-1	FES	FES.538000
=V2AR41UQ42KF1-KF1.22	0	Subbase	VMPA2-FB-AP-2-1	FES	FES.538000
=V2AR41UQ42UQ1-QN1	0	Solenoid valve	VMPA2-M1H-J-PI	FES	FES.537953
=V2AR41UQ42UQ2-QN2	0	Solenoid valve	VMPA2-M1H-J-PI	FES	FES.537953
=V2AR41UQ42UQ2-UQ2.1-FL01	1	One-way flow control valve	GRLA-1/4-QB-3/8-U		FES.534663
=V2AR41UQ42UQ2-UQ2.1-FL02	1	One-way flow control valve	GRLA-1/4-QB-3/8-U		FES.534663
=V2AR41UQ42UQ2-UQ2.2-FL01	1	One-way flow control valve	GRLA-1/4-QB-3/8-U		FES.534663
=V2AR41UQ42UQ2-UQ2.2-FL02	1	One-way flow control valve	GRLA-1/4-QB-3/8-U		FES.534663
=V2AR41UQ42UQ3-QN3	0	Solenoid valve	VMPA2-M1H-J-PI	FES	FES.537953
=V2AR41UQ42UQ3-UQ3.1-FL01	1	One-way flow control valve	GRLA-1/8-QB-5/16-U	FES	FES.534659
=V2AR41UQ42UQ3-UQ3.1-FL02	1	One-way flow control valve	GRLA-1/8-QB-5/16-U	FES	FES.534659
=V2AR41UQ42UQ3-UQ3.2-FL01	1	One-way flow control valve	GRLA-1/8-QB-5/16-U	FES	FES.534659
=V2AR41UQ42UQ3-UQ3.2-FL02	1	One-way flow control valve	GRLA-1/8-QB-5/16-U	FES	FES.534659
=V2AR41UQ42UQ4-QN4	0	Solenoid valve	VMPA2-M1H-J-PI	FES	FES.537953

+ .AR41UQ41/1

+ .WR1UQ51/1

Date	10/31/2022	Volvo Trucks North America	 Valiant Machine & Tool	Parts list : FES.51E-F33GCQPNMKBNMKBNMKB-D-UL1+GS2GZBA & 32P-TJQ-R-MBHBH-4J - FES.537953	Drawing name:	=	
Ed.	KMAFFRE	P6700 Rear Wall - Robot Cell 2V06			Document type:	MPB	Project nr:
Modification	Date	Name	Original	Replacement of	Replaced by	Scale 1:1	Page 1
							229


Parts list

F01_001

Device tag	Quantity	Designation	Type number	Supplier	Part number
=V2WR1UQ52KF1-KF1.0	1	Valve manifold	51E-F33GCQPNMKB-NMKB-S-UL1+GS2GZBA & 45PN-R-Z-LSMX-BBU-3JL	FES	FES.51E-F33GCQPNMKB-NMKB-S-UL1+GS2GZBA & 45PN-R-Z-LSMX-BBU-3JL
=V2WR1UQ52KF1-KF1.21	0	Manifold subbase	VABV-S4-IHS-N14-2T2		FES.546213
=V2WR1UQ52KF1-KF1.22	0	Manifold subbase	VABV-S4-IHS-N14-2T2		FES.546213
=V2WR1UQ52UQ1-QN1	0	Solenoid valve	VSVA-B-B52-ZD-A1-1T1L	FES	FES.539156
=V2WR1UQ52UQ1-UQ1.1-FL01	1	One-way flow control valve	GRLA-1/4-QB-3/8-U		FES.534663
=V2WR1UQ52UQ1-UQ1.1-FL02	1	One-way flow control valve	GRLA-1/4-QB-3/8-U		FES.534663
=V2WR1UQ52UQ1-UQ1.2-FL01	1	One-way flow control valve	GRLA-1/4-QB-3/8-U		FES.534663
=V2WR1UQ52UQ1-UQ1.2-FL02	1	One-way flow control valve	GRLA-1/4-QB-3/8-U		FES.534663
=V2WR1UQ52UQ1-UQ1.3-FL01	1	One-way flow control valve	GRLA-1/4-QB-3/8-U		FES.534663
=V2WR1UQ52UQ1-UQ1.3-FL02	1	One-way flow control valve	GRLA-1/4-QB-3/8-U		FES.534663
=V2WR1UQ52UQ1-UQ1.4-FL01	1	One-way flow control valve	GRLA-1/4-QB-3/8-U		FES.534663
=V2WR1UQ52UQ1-UQ1.4-FL02	1	One-way flow control valve	GRLA-1/4-QB-3/8-U		FES.534663
=V2WR1UQ52UQ1-UQ1.5-FL01	1	One-way flow control valve	GRLA-1/4-QB-3/8-U		FES.534663
=V2WR1UQ52UQ1-UQ1.5-FL02	1	One-way flow control valve	GRLA-1/4-QB-3/8-U		FES.534663
=V2WR1UQ52UQ1-UQ1.6-FL01	1	One-way flow control valve	GRLA-1/4-QB-3/8-U		FES.534663
=V2WR1UQ52UQ1-UQ1.6-FL02	1	One-way flow control valve	GRLA-1/4-QB-3/8-U		FES.534663
=V2WR1UQ52UQ2-QN2	0	Solenoid valve	VSVA-B-B52-ZD-A1-1T1L	FES	FES.539156
=V2WR1UQ52UQ2-UQ2.1-FL01	1	One-way flow control valve	GRLA-1/4-QB-3/8-U		FES.534663
=V2WR1UQ52UQ2-UQ2.1-FL02	1	One-way flow control valve	GRLA-1/4-QB-3/8-U		FES.534663
=V2WR1UQ52UQ2-UQ2.2-FL01	1	One-way flow control valve	GRLA-1/4-QB-3/8-U		FES.534663
=V2WR1UQ52UQ2-UQ2.2-FL02	1	One-way flow control valve	GRLA-1/4-QB-3/8-U		FES.534663
=V2WR1UQ52UQ3-QN3	0	Solenoid valve	VSVA-B-B52-ZD-A1-1T1L	FES	FES.539156
=V2WR1UQ52UQ3-UQ3.1-FL01	1	One-way flow control valve	GRLA-1/4-QB-3/8-U		FES.534663
=V2WR1UQ52UQ3-UQ3.1-FL02	1	One-way flow control valve	GRLA-1/4-QB-3/8-U		FES.534663
=V2WR1UQ52UQ3-UQ3.2-FL01	1	One-way flow control valve	GRLA-1/4-QB-3/8-U		FES.534663
=V2WR1UQ52UQ3-UQ3.2-FL02	1	One-way flow control valve	GRLA-1/4-QB-3/8-U		FES.534663
=V2WR1UQ52UQ3-UQ3.3-FL01	1	One-way flow control valve	GRLA-1/4-QB-3/8-U		FES.534663
=V2WR1UQ52UQ3-UQ3.3-FL02	1	One-way flow control valve	GRLA-1/4-QB-3/8-U		FES.534663
=V2WR1UQ52UQ4-QN4	0	Blanking plate	VABB-S4-1-WT		FES.539212

+WR1UQ51/1

+V3AR11UQ41/1

Date	10/31/2022	Volvo Trucks North America	 Valiant Machine & Tool	Parts list : FES.51E-F33GCQPNMKB-NMKB-S-UL1+GS2GZBA & 45PN-R-Z-LSMX-BBU-3JL - FES.539212	Drawing name:		=	
Ed.	KMAFFRE	P6700 Rear Wall - Robot Cell 2V06			+ V2WR1UQ52		Page	1
Appr		Replacement of	Scale 1:1		Document type:	MPB	Project nr: 22-16148	
Original		Replaced by					Page	229


Parts list

F01_001

Device tag	Quantity	Designation	Type number	Supplier	Part number
=V3AR11UQ41KF1-KF1.0	1	Valve manifold	51E-F33GCQPNMKBNMKB-D-UL1+GS2GZBA & 32P-TJQ-R-MBHBH-4J	FES	FES.51E-F33GCQPNMKBNMKB-D-UL1+GS2GZBA & 32P-TJQ-R-MBHBH-4J
=V3AR11UQ41KF1-KF1.21	0	Subbase	VMPA2-FB-AP-2-1	FES	FES.538000
=V3AR11UQ41KF1-KF1.22	0	Subbase	VMPA2-FB-AP-2-1	FES	FES.538000
=V3AR11UQ41UQ1-QN1	0	Solenoid valve	VMPA2-M1H-J-PI	FES	FES.537953
=V3AR11UQ41UQ1-UQ1.1-FL01	1	One-way flow control valve	GRLA-1/4-QB-3/8-U		FES.534663
=V3AR11UQ41UQ1-UQ1.1-FL02	1	One-way flow control valve	GRLA-1/4-QB-3/8-U		FES.534663
=V3AR11UQ41UQ1-UQ1.2-FL01	1	One-way flow control valve	GRLA-1/4-QB-3/8-U		FES.534663
=V3AR11UQ41UQ1-UQ1.2-FL02	1	One-way flow control valve	GRLA-1/4-QB-3/8-U		FES.534663
=V3AR11UQ41UQ2-QN2	0	Solenoid valve	VMPA2-M1H-J-PI	FES	FES.537953
=V3AR11UQ41UQ2-UQ2.1-FL01	1	One-way flow control valve	GRLA-1/4-QB-3/8-U		FES.534663
=V3AR11UQ41UQ2-UQ2.1-FL02	1	One-way flow control valve	GRLA-1/4-QB-3/8-U		FES.534663
=V3AR11UQ41UQ2-UQ2.2-FL01	1	One-way flow control valve	GRLA-1/4-QB-3/8-U		FES.534663
=V3AR11UQ41UQ2-UQ2.2-FL02	1	One-way flow control valve	GRLA-1/4-QB-3/8-U		FES.534663
=V3AR11UQ41UQ3-QN3	0	Solenoid valve	VMPA2-M1H-J-PI	FES	FES.537953
=V3AR11UQ41UQ3-UQ3.1-FL01	1	One-way flow control valve	GRLA-1/4-QB-3/8-U		FES.534663
=V3AR11UQ41UQ3-UQ3.1-FL02	1	One-way flow control valve	GRLA-1/4-QB-3/8-U		FES.534663
=V3AR11UQ41UQ3-UQ3.2-FL01	1	One-way flow control valve	GRLA-1/4-QB-3/8-U		FES.534663
=V3AR11UQ41UQ3-UQ3.2-FL02	1	One-way flow control valve	GRLA-1/4-QB-3/8-U		FES.534663
=V3AR11UQ41UQ4-QN4	0	Solenoid valve	VMPA2-M1H-J-PI	FES	FES.537953

+V2WR1UQ52/1

+ .AR41UQ41/1

Date	10/31/2022	Volvo Trucks North America	 Valiant Machine & Tool	Parts list : FES.51E-F33GCQPNMKBNMKB-D-UL1+GS2GZBA & 32P-TJQ-R-MBHBH-4J - FES.537953	Drawing name:	=	
Ed.	KMAFFRE	P6700 Rear Wall - Robot Cell 2V06			Document type:	MPB	Project nr:
Modification	Date	Name	Original	Replacement of	Replaced by	Scale 1:1	Page 1
							229


Parts list

F01_001

Device tag	Quantity	Designation	Type number	Supplier	Part number
=V3AR41UQ42KF1-KF1.0	1	Valve manifold	51E-F33GCQPNMKBNMKB-D-UL1+GS2GZBA & 32P-TJQ-R-MBH-JJ	FES	FES.51E-F33GCQPNMKBNMKB-D-UL1+GS2GZBA & 32P-TJQ-R-MBH-JJ
=V3AR41UQ42KF1-KF1.21	0	Subbase	VMPA2-FB-AP-2-1	FES	FES.538000
=V3AR41UQ42UQ1-QN1	0	Solenoid valve	VMPA2-M1H-J-P1	FES	FES.537953
=V3AR41UQ42UQ1-UQ1.1-FL01	1	One-way flow control valve	GRLA-1/4-QB-3/8-U		FES.534663
=V3AR41UQ42UQ1-UQ1.1-FL02	1	One-way flow control valve	GRLA-1/4-QB-3/8-U		FES.534663
=V3AR41UQ42UQ1-UQ1.2-FL01	1	One-way flow control valve	GRLA-1/4-QB-3/8-U		FES.534663
=V3AR41UQ42UQ1-UQ1.2-FL02	1	One-way flow control valve	GRLA-1/4-QB-3/8-U		FES.534663
=V3AR41UQ42UQ1-UQ1.3-FL01	1	One-way flow control valve	GRLA-1/4-QB-3/8-U		FES.534663
=V3AR41UQ42UQ1-UQ1.3-FL02	1	One-way flow control valve	GRLA-1/4-QB-3/8-U		FES.534663
=V3AR41UQ42UQ1-UQ1.4-FL01	1	One-way flow control valve	GRLA-1/4-QB-3/8-U		FES.534663
=V3AR41UQ42UQ1-UQ1.4-FL02	1	One-way flow control valve	GRLA-1/4-QB-3/8-U		FES.534663
=V3AR41UQ42UQ2-QN2	0	Solenoid valve	VMPA2-M1H-J-P1	FES	FES.537953

+ .AR41UQ41/1

+ .AR42UQ41/1

		Date	10/31/2022	Volvo Trucks North America			Valiant Machine & Tool	Parts list : FES.51E-F33GCQPNMKBNMKB-D-UL1+GS2GZBA & 32P-TJQ-R-MBH-JJ - FES.537953	Drawing name:		=		
		Ed.	KMAFFRE	P6700 Rear Wall - Robot Cell 2V06					+ V3AR41UQ42				
Modification	Date	Name	Original	Replacement of	Replaced by	Scale	1:1	Document type:	MPB	Project nr:	22-16148	Page	1
													229


Parts list

F01_001

Device tag	Quantity	Designation	Type number	Supplier	Part number
=V3AR42UQ41KF1-KF1.0	1	Valve manifold	51E-F33GCQPNMKBNMKB-D-UL1+GS2GZBA & 32P-TJQ-R-MBH-JJ	FES	FES.51E-F33GCQPNMKBNMKB-D-UL1+GS2GZBA & 32P-TJQ-R-MBH-JJ
=V3AR42UQ41KF1-KF1.21	0	Subbase	VMPA2-FB-AP-2-1	FES	FES.538000
=V3AR42UQ41UQ1-QN1	0	Solenoid valve	VMPA2-M1H-J-P1	FES	FES.537953
=V3AR42UQ41UQ1-UQ1.1-FL01	1	One-way flow control valve	GRLA-1/4-QB-3/8-U		FES.534663
=V3AR42UQ41UQ1-UQ1.1-FL02	1	One-way flow control valve	GRLA-1/4-QB-3/8-U		FES.534663
=V3AR42UQ41UQ1-UQ1.2-FL01	1	One-way flow control valve	GRLA-1/4-QB-3/8-U		FES.534663
=V3AR42UQ41UQ1-UQ1.2-FL02	1	One-way flow control valve	GRLA-1/4-QB-3/8-U		FES.534663
=V3AR42UQ41UQ1-UQ1.3-FL01	1	One-way flow control valve	GRLA-1/4-QB-3/8-U		FES.534663
=V3AR42UQ41UQ1-UQ1.3-FL02	1	One-way flow control valve	GRLA-1/4-QB-3/8-U		FES.534663
=V3AR42UQ41UQ1-UQ1.4-FL01	1	One-way flow control valve	GRLA-1/4-QB-3/8-U		FES.534663
=V3AR42UQ41UQ1-UQ1.4-FL02	1	One-way flow control valve	GRLA-1/4-QB-3/8-U		FES.534663
=V3AR42UQ41UQ2-QN2	0	Solenoid valve	VMPA2-M1H-J-P1	FES	FES.537953

+ .AR41UQ42/1

+ .AR42UQ42/1

Date	10/31/2022	Volvo Trucks North America	 Valiant Machine & Tool	Parts list : FES.51E-F33GCQPNMKBNMKB-D-UL1+GS2GZBA & 32P-TJQ-R-MBH-JJ - FES.537953	Drawing name:	=		
Ed.	KMAFFRE	P6700 Rear Wall - Robot Cell 2V06			Document type:	MPB	Project nr:	22-16148
Modification	Date	Name	Original	Replacement of	Replaced by	Scale 1:1	Page 1	229


Parts list

F01_001

Device tag	Quantity	Designation	Type number	Supplier	Part number
=V3AR42UQ42KF1-KF1.0	1	Valve manifold	51E-F33GCQPNMKBNMKB-D-UL1+GS2GZBA & 32P-TJQ-R-MBH-JJ	FES	FES.51E-F33GCQPNMKBNMKB-D-UL1+GS2GZBA & 32P-TJQ-R-MBH-JJ
=V3AR42UQ42KF1-KF1.21	0	Subbase	VMPA2-FB-AP-2-1	FES	FES.538000
=V3AR42UQ42UQ1-QN1	0	Solenoid valve	VMPA2-M1H-J-P1	FES	FES.537953
=V3AR42UQ42UQ1-UQ1.1-FL01	1	One-way flow control valve	GRLA-1/4-QB-3/8-U		FES.534663
=V3AR42UQ42UQ1-UQ1.1-FL02	1	One-way flow control valve	GRLA-1/4-QB-3/8-U		FES.534663
=V3AR42UQ42UQ1-UQ1.2-FL01	1	One-way flow control valve	GRLA-1/4-QB-3/8-U		FES.534663
=V3AR42UQ42UQ1-UQ1.2-FL02	1	One-way flow control valve	GRLA-1/4-QB-3/8-U		FES.534663
=V3AR42UQ42UQ1-UQ1.3-FL01	1	One-way flow control valve	GRLA-1/4-QB-3/8-U		FES.534663
=V3AR42UQ42UQ1-UQ1.3-FL02	1	One-way flow control valve	GRLA-1/4-QB-3/8-U		FES.534663
=V3AR42UQ42UQ1-UQ1.4-FL01	1	One-way flow control valve	GRLA-1/4-QB-3/8-U		FES.534663
=V3AR42UQ42UQ1-UQ1.4-FL02	1	One-way flow control valve	GRLA-1/4-QB-3/8-U		FES.534663
=V3AR42UQ42UQ2-QN2	0	Solenoid valve	VMPA2-M1H-J-P1	FES	FES.537953

+ .AR42UQ41/1

+ .PF1/1

Date	10/31/2022	Volvo Trucks North America		Valiant Machine & Tool	Parts list : FES.51E-F33GCQPNMKBNMKB-D-UL1+GS2GZBA & 32P-TJQ-R-MBH-JJ - FES.537953	Drawing name:		=
Ed.	KMAFFRE	P6700 Rear Wall - Robot Cell 2V06				+ V3AR42UQ42		
Appr		Replacement of	Replaced by	Scale 1:1	Document type: MPB	Project nr: 22-16148	Page 1	229


Parts list

F01_001

Device tag	Quantity	Designation	Type number	Supplier	Part number
=V3UQ51KF1-KF1.0	1	Valve manifold	51E-F33GCQPNMKB-NMKB-D-UL1+GS2GZBA & 32P-TJQ-R-MBHH-4J		FES.51E-F33GCQPNMKB-NMKB-D-UL1+GS2GZBA & 32P-TJQ-R-MBHH-4J
=V3UQ51KF1-KF1.21	0	Manifold subbase	VABV-S4-IHS-N14-2T2		FES.546213
=V3UQ51KF1-KF1.22	0	Manifold subbase	VABV-S4-IHS-N14-2T2		FES.546213
=V3UQ51UQ1-QN1	0	Solenoid valve	VSVA-B-B52-ZD-A1-1T1L	FES	FES.539156
=V3UQ51UQ1-UQ1.1-FL01	1	One-way flow control valve	GRLA-1/4-QB-3/8-U		FES.534663
=V3UQ51UQ1-UQ1.1-FL02	1	One-way flow control valve	GRLA-1/4-QB-3/8-U		FES.534663
=V3UQ51UQ1-UQ1.2-FL01	1	One-way flow control valve	GRLA-1/4-QB-3/8-U		FES.534663
=V3UQ51UQ1-UQ1.2-FL02	1	One-way flow control valve	GRLA-1/4-QB-3/8-U		FES.534663
=V3UQ51UQ2-QN2	0	Solenoid valve	VSVA-B-B52-ZD-A1-1T1L	FES	FES.539156
=V3UQ51UQ2-UQ2.1-FL01	1	One-way flow control valve	GRLA-1/4-QB-3/8-U		FES.534663
=V3UQ51UQ2-UQ2.1-FL02	1	One-way flow control valve	GRLA-1/4-QB-3/8-U		FES.534663
=V3UQ51UQ2-UQ2.2-FL01	1	One-way flow control valve	GRLA-1/4-QB-3/8-U		FES.534663
=V3UQ51UQ2-UQ2.2-FL02	1	One-way flow control valve	GRLA-1/4-QB-3/8-U		FES.534663
=V3UQ51UQ3-QN3	0	Solenoid valve	VSVA-B-B52-ZD-A1-1T1L	FES	FES.539156
=V3UQ51UQ3-UQ3.1-FL01	1	One-way flow control valve	GRLA-1/4-QB-3/8-U		FES.534663
=V3UQ51UQ3-UQ3.1-FL02	1	One-way flow control valve	GRLA-1/4-QB-3/8-U		FES.534663
=V3UQ51UQ3-UQ3.2-FL01	1	One-way flow control valve	GRLA-1/4-QB-3/8-U		FES.534663
=V3UQ51UQ3-UQ3.2-FL02	1	One-way flow control valve	GRLA-1/4-QB-3/8-U		FES.534663
=V3UQ51UQ4-QN4	0	Solenoid valve	VSVA-B-B52-ZD-A1-1T1L	FES	FES.539156
=V3UQ51UQ4-UQ4.1-FL01	1	One-way flow control valve	GRLA-1/4-QB-3/8-U		FES.534663
=V3UQ51UQ4-UQ4.1-FL02	1	One-way flow control valve	GRLA-1/4-QB-3/8-U		FES.534663
=V3UQ51UQ4-UQ4.2-FL01	1	One-way flow control valve	GRLA-1/4-QB-3/8-U		FES.534663
=V3UQ51UQ4-UQ4.2-FL02	1	One-way flow control valve	GRLA-1/4-QB-3/8-U		FES.534663

+ .PF1/1

+ .UQ52/1


Date	10/31/2022	Volvo Trucks North America	 Valiant Machine & Tool	Parts list : FES.51E-F33GCQPNMKB-NMKB-D-UL1+GS2GZBA & 32P-TJQ-R-MBHH-4J - FES.534663	Drawing name:		=
Ed.	KMAFFRE	P6700 Rear Wall - Robot Cell 2V06			+ V3UQ51		
Appr		Replacement of	Scale 1:1	Document type:	Project nr:	Page	1
Modification	Date	Name	Original	MPB	22-16148		229

Parts list

F01_001

Device tag	Quantity	Designation	Type number	Supplier	Part number
=V3UQ52KF1-KF1.0	1	Valve manifold	51E-F33GCQPNMKBNMKBNMKB-S-UL1+GS2GZBA & 45PN-R-Z-LSMX-3BU-6J		FES.51E-F33GCQPNMKBNMKBNMKB-S-UL1+GS2GZBA & 45PN-R-Z-LSMX-3BU-6J
=V3UQ52KF1-KF1.21	0	Manifold subbase	VABV-S4-IHS-N14-2T2		FES.546213
=V3UQ52KF1-KF1.22	0	Manifold subbase	VABV-S4-IHS-N14-2T2		FES.546213
=V3UQ52KF1-KF1.23	0	Manifold subbase	VABV-S4-IHS-N14-2T2		FES.546213
=V3UQ52UQ1-QN1	0	Solenoid valve	VSVA-B-B52-ZD-A1-1T1L	FES	FES.539156
=V3UQ52UQ1-UQ1.1-FL01	1	One-way flow control valve	GRLA-1/4-QB-3/8-U		FES.534663
=V3UQ52UQ1-UQ1.1-FL02	1	One-way flow control valve	GRLA-1/4-QB-3/8-U		FES.534663
=V3UQ52UQ1-UQ1.2-FL01	1	One-way flow control valve	GRLA-1/4-QB-3/8-U		FES.534663
=V3UQ52UQ1-UQ1.2-FL02	1	One-way flow control valve	GRLA-1/4-QB-3/8-U		FES.534663
=V3UQ52UQ2-QN2	0	Solenoid valve	VSVA-B-B52-ZD-A1-1T1L	FES	FES.539156
=V3UQ52UQ2-UQ2.1-FL01	1	One-way flow control valve	GRLA-1/4-QB-3/8-U		FES.534663
=V3UQ52UQ2-UQ2.1-FL02	1	One-way flow control valve	GRLA-1/4-QB-3/8-U		FES.534663
=V3UQ52UQ2-UQ2.2-FL01	1	One-way flow control valve	GRLA-1/4-QB-3/8-U		FES.534663
=V3UQ52UQ2-UQ2.2-FL02	1	One-way flow control valve	GRLA-1/4-QB-3/8-U		FES.534663
=V3UQ52UQ2-UQ2.3-FL01	1	One-way flow control valve	GRLA-1/4-QB-3/8-U		FES.534663
=V3UQ52UQ2-UQ2.3-FL02	1	One-way flow control valve	GRLA-1/4-QB-3/8-U		FES.534663
=V3UQ52UQ2-UQ2.4-FL01	1	One-way flow control valve	GRLA-1/4-QB-3/8-U		FES.534663
=V3UQ52UQ2-UQ2.4-FL02	1	One-way flow control valve	GRLA-1/4-QB-3/8-U		FES.534663
=V3UQ52UQ3-QN3	0	Solenoid valve	VSVA-B-B52-ZD-A1-1T1L	FES	FES.539156
=V3UQ52UQ3-UQ3.1-FL01	1	One-way flow control valve	GRLA-1/4-QB-3/8-U		FES.534663
=V3UQ52UQ3-UQ3.1-FL02	1	One-way flow control valve	GRLA-1/4-QB-3/8-U		FES.534663
=V3UQ52UQ3-UQ3.2-FL01	1	One-way flow control valve	GRLA-1/4-QB-3/8-U		FES.534663
=V3UQ52UQ3-UQ3.2-FL02	1	One-way flow control valve	GRLA-1/4-QB-3/8-U		FES.534663
=V3UQ52UQ3-UQ3.3-FL01	1	One-way flow control valve	GRLA-1/4-QB-3/8-U		FES.534663
=V3UQ52UQ3-UQ3.3-FL02	1	One-way flow control valve	GRLA-1/4-QB-3/8-U		FES.534663
=V3UQ52UQ3-UQ3.4-FL01	1	One-way flow control valve	GRLA-1/4-QB-3/8-U		FES.534663
=V3UQ52UQ3-UQ3.4-FL02	1	One-way flow control valve	GRLA-1/4-QB-3/8-U		FES.534663
=V3UQ52UQ3-UQ3.5-FL01	1	One-way flow control valve	GRLA-1/4-QB-3/8-U		FES.534663
=V3UQ52UQ3-UQ3.5-FL02	1	One-way flow control valve	GRLA-1/4-QB-3/8-U		FES.534663
=V3UQ52UQ3-UQ3.6-FL01	1	One-way flow control valve	GRLA-1/4-QB-3/8-U		FES.534663
=V3UQ52UQ3-UQ3.6-FL02	1	One-way flow control valve	GRLA-1/4-QB-3/8-U		FES.534663
=V3UQ52UQ4-QN4	0	Solenoid valve	VSVA-B-B52-ZD-A1-1T1L	FES	FES.539156
=V3UQ52UQ4-UQ4.1-FL01	1	One-way flow control valve	GRLA-1/4-QB-3/8-U		FES.534663
=V3UQ52UQ4-UQ4.1-FL02	1	One-way flow control valve	GRLA-1/4-QB-3/8-U		FES.534663
=V3UQ52UQ4-UQ4.2-FL01	1	One-way flow control valve	GRLA-1/4-QB-3/8-U		FES.534663
=V3UQ52UQ4-UQ4.2-FL02	1	One-way flow control valve	GRLA-1/4-QB-3/8-U		FES.534663
=V3UQ52UQ4-UQ4.3-FL01	1	One-way flow control valve	GRLA-1/4-QB-3/8-U		FES.534663
=V3UQ52UQ4-UQ4.3-FL02	1	One-way flow control valve	GRLA-1/4-QB-3/8-U		FES.534663
=V3UQ52UQ4-UQ4.4-FL01	1	One-way flow control valve	GRLA-1/4-QB-3/8-U		FES.534663
=V3UQ52UQ4-UQ4.4-FL02	1	One-way flow control valve	GRLA-1/4-QB-3/8-U		FES.534663
=V3UQ52UQ5-QN5	0	Solenoid valve	VSVA-B-B52-ZD-A1-1T1L	FES	FES.539156
=V3UQ52UQ5-UQ5.1-FL01	1	One-way flow control valve	GRLA-1/4-QB-3/8-U		FES.534663
=V3UQ52UQ5-UQ5.1-FL02	1	One-way flow control valve	GRLA-1/4-QB-3/8-U		FES.534663
=V3UQ52UQ5-UQ5.2-FL01	1	One-way flow control valve	GRLA-1/4-QB-3/8-U		FES.534663
=V3UQ52UQ5-UQ5.2-FL02	1	One-way flow control valve	GRLA-1/4-QB-3/8-U		FES.534663
=V3UQ52UQ6-QN6	0	Solenoid valve	VSVA-B-B52-ZD-A1-1T1L	FES	FES.539156
=V3UQ52UQ6-UQ6.1-FL01	1	One-way flow control valve	GRLA-1/4-QB-3/8-U		FES.534663
=V3UQ52UQ6-UQ6.1-FL02	1	One-way flow control valve	GRLA-1/4-QB-3/8-U		FES.534663
=V3UQ52UQ6-UQ6.2-FL01	1	One-way flow control valve	GRLA-1/4-QB-3/8-U		FES.534663
=V3UQ52UQ6-UQ6.2-FL02	1	One-way flow control valve	GRLA-1/4-QB-3/8-U		FES.534663
=V3UQ52UQ6-UQ6.3-FL01	1	One-way flow control valve	GRLA-1/4-QB-3/8-U		FES.534663
=V3UQ52UQ6-UQ6.3-FL02	1	One-way flow control valve	GRLA-1/4-QB-3/8-U		FES.534663
=V3UQ52UQ6-UQ6.4-FL01	1	One-way flow control valve	GRLA-1/4-QB-3/8-U		FES.534663
=V3UQ52UQ6-UQ6.4-FL02	1	One-way flow control valve	GRLA-1/4-QB-3/8-U		FES.534663
=V3UQ52UQ6-UQ6.5-FL01	1	One-way flow control valve	GRLA-1/4-QB-3/8-U		FES.534663
=V3UQ52UQ6-UQ6.5-FL02	1	One-way flow control valve	GRLA-1/4-QB-3/8-U		FES.534663

+ .UQ51/1

Date	10/31/2022	Volvo Trucks North America		Valiant Machine & Tool	Parts list : FES.51E-F33GCQPNMKBNMKBNMKB-S-UL1+GS2GZBA & 45PN-R-Z-LSMX-3BU-6J - FES.534663	Drawing name:	=
Ed.	KMAFFRE	P6700 Rear Wall - Robot Cell 2V06				Document type:	MPB
Appr		Replacement of	Replaced by	Scale 1:1			+ V3UQ52
Modification	Date	Name	Original				Page 1
							229


Parts list

F01_001

Device tag	Quantity	Designation	Type number	Supplier	Part number
=V4WR1UQ51KF1-KF1.0	1	Valve manifold	51E-F33GCQPNMKB-NMKB-S-UL1+GS2GZBA & 45PN-R-Z-LSMX-BU-JJ	FES	FES.51E-F33GCQPNMKB-NMKB-S-UL1+GS2GZBA & 45PN-R-Z-LSMX-BU-JJ
=V4WR1UQ51KF1-KF1.21	0	Manifold subbase	VABV-S4-IHS-N14-2T2		FES.546213
=V4WR1UQ51UQ1-QN1	0	Solenoid valve	VSVA-B-B52-ZD-A1-1T1L	FES	FES.539156
=V4WR1UQ51UQ1-UQ1.1-FL01	1	One-way flow control valve	GRLA-1/4-QB-3/8-U		FES.534663
=V4WR1UQ51UQ1-UQ1.1-FL02	1	One-way flow control valve	GRLA-1/4-QB-3/8-U		FES.534663
=V4WR1UQ51UQ1-UQ1.2-FL01	1	One-way flow control valve	GRLA-1/4-QB-3/8-U		FES.534663
=V4WR1UQ51UQ1-UQ1.2-FL02	1	One-way flow control valve	GRLA-1/4-QB-3/8-U		FES.534663
=V4WR1UQ51UQ1-UQ1.3-FL01	1	One-way flow control valve	GRLA-1/4-QB-3/8-U		FES.534663
=V4WR1UQ51UQ1-UQ1.3-FL02	1	One-way flow control valve	GRLA-1/4-QB-3/8-U		FES.534663
=V4WR1UQ51UQ1-UQ1.4-FL01	1	One-way flow control valve	GRLA-1/4-QB-3/8-U		FES.534663
=V4WR1UQ51UQ1-UQ1.4-FL02	1	One-way flow control valve	GRLA-1/4-QB-3/8-U		FES.534663
=V4WR1UQ51UQ1-UQ1.5-FL01	1	One-way flow control valve	GRLA-1/4-QB-3/8-U		FES.534663
=V4WR1UQ51UQ1-UQ1.5-FL02	1	One-way flow control valve	GRLA-1/4-QB-3/8-U		FES.534663
=V4WR1UQ51UQ1-UQ1.6-FL01	1	One-way flow control valve	GRLA-1/4-QB-3/8-U		FES.534663
=V4WR1UQ51UQ1-UQ1.6-FL02	1	One-way flow control valve	GRLA-1/4-QB-3/8-U		FES.534663
=V4WR1UQ51UQ2-QN2	0	Solenoid valve	VSVA-B-B52-ZD-A1-1T1L	FES	FES.539156
=V4WR1UQ51UQ2-UQ2.1-FL01	1	One-way flow control valve	GRLA-1/4-QB-3/8-U		FES.534663
=V4WR1UQ51UQ2-UQ2.1-FL02	1	One-way flow control valve	GRLA-1/4-QB-3/8-U		FES.534663
=V4WR1UQ51UQ2-UQ2.2-FL01	1	One-way flow control valve	GRLA-1/4-QB-3/8-U		FES.534663
=V4WR1UQ51UQ2-UQ2.2-FL02	1	One-way flow control valve	GRLA-1/4-QB-3/8-U		FES.534663
=V4WR1UQ51UQ2-UQ2.3-FL01	1	One-way flow control valve	GRLA-1/4-QB-3/8-U		FES.534663
=V4WR1UQ51UQ2-UQ2.3-FL02	1	One-way flow control valve	GRLA-1/4-QB-3/8-U		FES.534663
=V4WR1UQ51UQ2-UQ2.4-FL01	1	One-way flow control valve	GRLA-1/4-QB-3/8-U		FES.534663
=V4WR1UQ51UQ2-UQ2.4-FL02	1	One-way flow control valve	GRLA-1/4-QB-3/8-U		FES.534663
=V4WR1UQ51UQ2-UQ2.5-FL01	1	One-way flow control valve	GRLA-1/4-QB-3/8-U		FES.534663
=V4WR1UQ51UQ2-UQ2.5-FL02	1	One-way flow control valve	GRLA-1/4-QB-3/8-U		FES.534663
=V4WR1UQ51UQ2-UQ2.6-FL01	1	One-way flow control valve	GRLA-1/4-QB-3/8-U		FES.534663
=V4WR1UQ51UQ2-UQ2.6-FL02	1	One-way flow control valve	GRLA-1/4-QB-3/8-U		FES.534663

+V3UQ52/2

+ .WR1UQ52/1

Date	10/31/2022	Volvo Trucks North America	 Valiant Machine & Tool	Parts list : FES.51E-F33GCQPNMKB-NMKB-S-UL1+GS2GZBA & 45PN-R-Z-LSMX-BU-JJ - FES.534663	Drawing name:		=
Ed.	KMAFFRE	P6700 Rear Wall - Robot Cell 2V06			+ V4WR1UQ51		
Appr		Replacement of	Scale 1:1	Document type:	Project nr:	Page	1
Modification	Date	Name	Original	MPB	22-16148	229	


Parts list

F01_001

Device tag	Quantity	Designation	Type number	Supplier	Part number
=V4WR1UQ52KF1-KF1.0	1	Valve manifold	51E-F33GCQPNMKBNMKB-S-UL1+GS2GZBA & 45PN-R-Z-LSMX-BU-JL	FES	FES.51E-F33GCQPNMKBNMKB-S-UL1+GS2GZBA & 45PN-R-Z-LSMX-BU-JL
=V4WR1UQ52KF1-KF1.21	0	Manifold subbase	VABV-S4-IHS-N14-2T2		FES.546213
=V4WR1UQ52UQ1-QN1	0	Solenoid valve	VSVA-B-B52-ZD-A1-IT1L	FES	FES.539156
=V4WR1UQ52UQ1-UQ1.1-FL01	1	One-way flow control valve	GRLA-1/4-QB-3/8-U		FES.534663
=V4WR1UQ52UQ1-UQ1.1-FL02	1	One-way flow control valve	GRLA-1/4-QB-3/8-U		FES.534663
=V4WR1UQ52UQ1-UQ1.2-FL01	1	One-way flow control valve	GRLA-1/4-QB-3/8-U		FES.534663
=V4WR1UQ52UQ1-UQ1.2-FL02	1	One-way flow control valve	GRLA-1/4-QB-3/8-U		FES.534663
=V4WR1UQ52UQ1-UQ1.3-FL01	1	One-way flow control valve	GRLA-1/4-QB-3/8-U		FES.534663
=V4WR1UQ52UQ1-UQ1.3-FL02	1	One-way flow control valve	GRLA-1/4-QB-3/8-U		FES.534663
=V4WR1UQ52UQ1-UQ1.4-FL01	1	One-way flow control valve	GRLA-1/4-QB-3/8-U		FES.534663
=V4WR1UQ52UQ1-UQ1.4-FL02	1	One-way flow control valve	GRLA-1/4-QB-3/8-U		FES.534663
=V4WR1UQ52UQ1-UQ1.5-FL01	1	One-way flow control valve	GRLA-1/4-QB-3/8-U		FES.534663
=V4WR1UQ52UQ1-UQ1.5-FL02	1	One-way flow control valve	GRLA-1/4-QB-3/8-U		FES.534663
=V4WR1UQ52UQ1-UQ1.6-FL01	1	One-way flow control valve	GRLA-1/4-QB-3/8-U		FES.534663
=V4WR1UQ52UQ1-UQ1.6-FL02	1	One-way flow control valve	GRLA-1/4-QB-3/8-U		FES.534663
=V4WR1UQ52UQ1-UQ1.7-FL01	1	One-way flow control valve	GRLA-1/4-QB-3/8-U		FES.534663
=V4WR1UQ52UQ1-UQ1.7-FL02	1	One-way flow control valve	GRLA-1/4-QB-3/8-U		FES.534663
=V4WR1UQ52UQ1-UQ1.8-FL01	1	One-way flow control valve	GRLA-1/4-QB-3/8-U		FES.534663
=V4WR1UQ52UQ1-UQ1.8-FL02	1	One-way flow control valve	GRLA-1/4-QB-3/8-U		FES.534663
=V4WR1UQ52UQ2-QN2	0	Blanking plate	VABB-S4-1-WT		FES.539212

+ .WR1UQ51/1

+V3GL16UQ51/1

Date	10/31/2022	Volvo Trucks North America	 Valiant Machine & Tool	Parts list : FES.51E-F33GCQPNMKBNMKB-S-UL1+GS2GZBA & 45PN-R-Z-LSMX-BU-JL - FES.539212	Drawing name:		=
Ed.	KMAFFRE	P6700 Rear Wall - Robot Cell 2V06			+ V4WR1UQ52		Project nr:
Appr		Replacement of	Scale 1:1	Document type:	MPB	Page	1
Original		Replaced by					229


Parts list

F01_001


Device tag	Quantity	Designation	Type number	Supplier	Part number
=V3GL16UQ51KF1-KF1.0	1				FES.51E-F33GCQPNMKBNMKBNMKB-S-UL1+GS2GZBA & 45PN-R-Z-LSMX-BBU-4J
=V3GL16UQ51KF1-KF1.21	0	Manifold subbase	VABV-S4-IHS-N14-2T2		FES.546213
=V3GL16UQ51KF1-KF1.22	0	Manifold subbase	VABV-S4-IHS-N14-2T2		FES.546213
=V3GL16UQ51UQ1-QN1	0	Solenoid valve	VSVA-B-B52-ZD-A1-1T1L	FES	FES.539156
=V3GL16UQ51UQ1-UQ1.1-FL01	1	One-way flow control valve	GRLA-1/4-QB-3/8-U		FES.534663
=V3GL16UQ51UQ1-UQ1.1-FL02	1	One-way flow control valve	GRLA-1/4-QB-3/8-U		FES.534663
=V3GL16UQ51UQ2-QN2	0	Solenoid valve	VSVA-B-B52-ZD-A1-1T1L	FES	FES.539156
=V3GL16UQ51UQ2-UQ2.1-FL01	1	One-way flow control valve	GRLA-1/4-QB-3/8-U		FES.534663
=V3GL16UQ51UQ2-UQ2.1-FL02	1	One-way flow control valve	GRLA-1/4-QB-3/8-U		FES.534663
=V3GL16UQ51UQ6-QN3	0	Solenoid valve	VSVA-B-B52-ZD-A1-1T1L	FES	FES.539156
=V3GL16UQ51UQ6-UQ6.1-FL01	1	One-way flow control valve	GRLA-1/4-QB-3/8-U		FES.534663
=V3GL16UQ51UQ6-UQ6.1-FL02	1	One-way flow control valve	GRLA-1/4-QB-3/8-U		FES.534663
=V3GL16UQ51UQx-QN4	0	Solenoid valve	VSVA-B-B52-ZD-A1-1T1L	FES	FES.539156

+V4WR1UQ52/1

&MAZ+/1

Date	10/31/2022	Volvo Trucks North America	 Valiant Machine & Tool	Parts list : FES.51E-F33GCQPNMKBNMKBNMKB-S-UL1+GS2GZBA & 45PN-R-Z-LSMX-BBU-4J - FES.539156	Drawing name:	=	
Ed.	KMAFFRE	P6700 Rear Wall - Robot Cell 2V06			Document type:	MPB	Project nr:
Modification	Date	Name	Original	Replaced by	Scale 1:1	Page	1
							229

1	2	3	4	5	6	7	8	9	10	
LATEST REVISION										
REV.	DATE	SIGN.	DRAWING NR:							SHEET NR:
1	2022-10-31	KMAFFRE	&MFS=KH0+KH0							1
1	2022-10-31	KMAFFRE	&MFS=V3PF1+KH1							1
1	2022-11-11	KMAFFRE	&MFS=V1AR41UQ41KF1+V1AR41UQ41							11
1	2022-11-07	KMAFFRE	&MFS=V1AR41UQ41UQ1+V1AR41UQ41							1
1	2022-11-07	KMAFFRE	&MFS=V1AR41UQ41UQ2+V1AR41UQ41							1
1	2022-11-11	KMAFFRE	&MFS=V1AR41UQ42KF1+V1AR41UQ42							11
1	2022-11-07	KMAFFRE	&MFS=V1AR41UQ42UQ1+V1AR41UQ42							1
1	2022-11-07	KMAFFRE	&MFS=V1AR41UQ42UQ2+V1AR41UQ42							1
1	2022-11-11	KMAFFRE	&MFS=V1AR42UQ41KF1+V1AR42UQ41							11
1	2022-11-07	KMAFFRE	&MFS=V1AR42UQ41UQ1+V1AR42UQ41							1
1	2022-11-07	KMAFFRE	&MFS=V1AR42UQ41UQ2+V1AR42UQ41							1
1	2022-11-11	KMAFFRE	&MFS=V1AR42UQ42KF1+V1AR42UQ42							11
1	2022-11-07	KMAFFRE	&MFS=V1AR42UQ42UQ1+V1AR42UQ42							1
1	2022-11-11	KMAFFRE	&MFS=V1AR43UQ41KF1+V1AR43UQ41							11
1	2022-11-07	KMAFFRE	&MFS=V1AR43UQ41UQ1+V1AR43UQ41							1
1	2022-11-07	KMAFFRE	&MFS=V1AR43UQ41UQ2+V1AR43UQ41							1
1	2022-11-11	KMAFFRE	&MFS=V1AR43UQ42KF1+V1AR43UQ42							11
1	2022-11-07	KMAFFRE	&MFS=V1AR43UQ42UQ1+V1AR43UQ42							1
1	2022-11-07	KMAFFRE	&MFS=V1AR43UQ42UQ2+V1AR43UQ42							1
1	2022-11-11	KMAFFRE	&MFS=V1AR201UQ41KF1+V1AR201UQ41							11
1	2022-11-07	KMAFFRE	&MFS=V1AR201UQ41UQ1+V1AR201UQ41							1
1	2022-11-07	KMAFFRE	&MFS=V1AR201UQ41UQ2+V1AR201UQ41							1
1	2022-11-11	KMAFFRE	&MFS=V1AR201UQ42KF1+V1AR201UQ42							11
1	2022-11-07	KMAFFRE	&MFS=V1AR201UQ42UQ1+V1AR201UQ42							1
1	2022-11-07	KMAFFRE	&MFS=V1AR201UQ42UQ2+V1AR201UQ42							1
1	2022-11-11	KMAFFRE	&MFS=V2AR41UQ41KF1+V2AR41UQ41							11
1	2022-11-07	KMAFFRE	&MFS=V2AR41UQ41UQ1+V2AR41UQ41							1
1	2022-11-07	KMAFFRE	&MFS=V2AR41UQ41UQ2+V2AR41UQ41							1
1	2022-11-07	KMAFFRE	&MFS=V2AR41UQ41UQ3+V2AR41UQ41							1
1	2022-11-11	KMAFFRE	&MFS=V2AR41UQ42KF1+V2AR41UQ42							11
1	2022-11-07	KMAFFRE	&MFS=V2AR41UQ42UQ1+V2AR41UQ42							1
1	2022-11-07	KMAFFRE	&MFS=V2AR41UQ42UQ2+V2AR41UQ42							1

1										3	
		Date	11/11/2022	Volvo Trucks North America				Valiant Machine & Tool		Amendment page	
		Ed.	KMAFFRE	P6700 Rear Wall - Robot Cell 2V06						Drawing name: = 2V03&MFS-PNEU	
		Appr		Replacement of		Replaced by		Scale 1:10		=	
Modification		Date	Name	Original						Document type: MAZ	
										Project nr: 22-16148	
										Page 2 229	

