

Table of contents

Column X: An automatically generated page was edited

F06_001

Page	Page description	supplementary page field	Date	Edited by	X
&MAA/1	Title page / cover sheet		6/20/2022	KMAFFRE	
&MAB/1	Table of contents		8/4/2022	KMAFFRE	
&MAB/1.a	Table of contents		8/4/2022	KMAFFRE	
&MAB/1.b	Table of contents		8/4/2022	KMAFFRE	
&MFS=KH0+KH0/1	Incoming air supply		6/20/2022	KMAFFRE	
&MFS=V1WR1+KH1/1	Incoming air supply (Turn Table)		6/20/2022	KMAFFRE	
&MFS=V1WR1UQ51KF1+V1WR1UQ51/5	AIR SUPPLY CONFIGURATION		6/20/2022	KMAFFRE	
&MFS=V1WR1UQ51KF1+V1WR1UQ51/11	AIR SUPPLY		8/4/2022	KMAFFRE	
&MFS=V1WR1UQ51UQ1+V1WR1UQ51/1	Daycab Model Shot Pins		6/20/2022	KMAFFRE	
&MFS=V1WR1UQ51UQ2+V1WR1UQ51/1	Daycab Model Clamps 1		6/20/2022	KMAFFRE	
&MFS=V1WR1UQ51UQ3+V1WR1UQ51/1	Daycab Model Clamps 2		6/20/2022	KMAFFRE	
&MFS=V1WR1UQ51UQ4+V1WR1UQ51/1	Daycab Model Clamp 3		6/20/2022	KMAFFRE	
&MFS=V1WR1UQ51UQ5+V1WR1UQ51/1	L230/290/320 Model Clamps 1		6/20/2022	KMAFFRE	
&MFS=V1WR1UQ51UQ6+V1WR1UQ51/1	L230/290/320 Model Shot Pin 1		6/20/2022	KMAFFRE	
&MFS=V1WR1UQ51UQ7+V1WR1UQ51/1	L230 Model Clamp 1		6/20/2022	KMAFFRE	
&MFS=V1WR1UQ51UQ8+V1WR1UQ51/1	L290 Model Clamp 1		6/20/2022	KMAFFRE	
&MFS=V1WR1UQ51UQ9+V1WR1UQ51/1	L230 Model Shot Pin 1		6/20/2022	KMAFFRE	
&MFS=V1WR1UQ51UQ10+V1WR1UQ51/1	L290 Model Shot Pin 1		6/20/2022	KMAFFRE	
&MFS=V1WR1UQ51KF2+V1WR1UQ51/5	AIR SUPPLY CONFIGURATION		6/20/2022	KMAFFRE	
&MFS=V1WR1UQ51KF2+V1WR1UQ51/11	AIR SUPPLY		8/4/2022	KMAFFRE	
&MFS=V1WR1UQ51UQ11+V1WR1UQ51/1	L230/290/320 Model Clamps 2		6/20/2022	KMAFFRE	
&MFS=V1WR1UQ51UQ12+V1WR1UQ51/1	L230/290/320 Model Clamp 3		6/20/2022	KMAFFRE	
&MFS=V1WR1UQ51UQ13+V1WR1UQ51/1	L230/290/320 Model Clamps 4		6/20/2022	KMAFFRE	
&MFS=V1WR1UQ51UQ14+V1WR1UQ51/1	L230 Model Clamp 2		6/20/2022	KMAFFRE	
&MFS=V1WR1UQ51UQ15+V1WR1UQ51/1	L230 Model Shot Pin 2		6/20/2022	KMAFFRE	
&MFS=V1WR1UQ51UQ16+V1WR1UQ51/1	L290 Model Clamp 2		6/20/2022	KMAFFRE	
&MFS=V1WR1UQ51UQ17+V1WR1UQ51/1	L290 Model Shot Pin 2		6/20/2022	KMAFFRE	
&MFS=V1WR1UQ51UQ18+V1WR1UQ51/1	L320 Model Clamp		6/20/2022	KMAFFRE	
&MFS=V1WR1UQ51UQ19+V1WR1UQ51/1	L230/290/320 Model Shot Pin 2		6/20/2022	KMAFFRE	
&MFS=V1WR1UQ51UQ20+V1WR1UQ51/1	L230/290/320 Model Clamp 5		6/20/2022	KMAFFRE	
&MFS=V1WR1UQ52KF1+V1WR1UQ52/5	AIR SUPPLY CONFIGURATION		6/20/2022	KMAFFRE	
&MFS=V1WR1UQ52KF1+V1WR1UQ52/11	AIR SUPPLY		8/4/2022	KMAFFRE	
&MFS=V1WR1UQ52UQ1+V1WR1UQ52/1	L320 Model Shot Pins		6/20/2022	KMAFFRE	

&MAA/1

1.a

Date		8/4/2022		Volvo Trucks North America		Valiant TMS		Table of contents		Drawing name:		= 2V11&MFS-PNEU		=	
Ed.		KMAFFRE								Document type:		MAB		Project nr:	
Appr				P6700 Bodyside Sub - Robot Cell 2V11								22-16149		Page	
Original				Replacement of		Replaced by				Scale 1:1				1	
Modification		Date		Name		Original								85	

Table of contents



Column X: An automatically generated page was edited

F06_001

Page	Page description	supplementary page field	Date	Edited by	X
&MFS=V1WR1UQ52UQ2+V1WR1UQ52/1	L290 Model Shot Pins 1		6/20/2022	KMAFFRE	
&MFS=V1WR1UQ52UQ3+V1WR1UQ52/1	Common Clamps 1		6/20/2022	KMAFFRE	
&MFS=V1WR1UQ52UQ4+V1WR1UQ52/1	Common Clamps 2		6/20/2022	KMAFFRE	
&MFS=V1WR1UQ52UQ5+V1WR1UQ52/1	L320 Model Clamps		6/20/2022	KMAFFRE	
&MFS=V1WR1UQ52UQ6+V1WR1UQ52/1	L290 Model Clamps		6/20/2022	KMAFFRE	
&MFS=V1WR1UQ52UQ7+V1WR1UQ52/1	Common Shot Pins		6/20/2022	KMAFFRE	
&MFS=V1WR1UQ52UQ8+V1WR1UQ52/1	L290 Model Shot Pins 2		6/20/2022	KMAFFRE	
&MFS=V1WR1UQ53KF1+V1WR1UQ53/5	AIR SUPPLY CONFIGURATION		6/20/2022	KMAFFRE	
&MFS=V1WR1UQ53KF1+V1WR1UQ53/11	AIR SUPPLY		8/4/2022	KMAFFRE	
&MFS=V1WR1UQ53UQ1+V1WR1UQ53/1	Daycab Model Shot Pins		6/20/2022	KMAFFRE	
&MFS=V1WR1UQ53UQ2+V1WR1UQ53/1	Daycab Model Clamps 1		6/20/2022	KMAFFRE	
&MFS=V1WR1UQ53UQ3+V1WR1UQ53/1	Daycab Model Clamps 2		6/20/2022	KMAFFRE	
&MFS=V1WR1UQ53UQ4+V1WR1UQ53/1	Daycab Model Clamp 3		6/20/2022	KMAFFRE	
&MFS=V1WR1UQ53UQ5+V1WR1UQ53/1	L230/290/320 Model Clamps 1		6/20/2022	KMAFFRE	
&MFS=V1WR1UQ53UQ6+V1WR1UQ53/1	L230/290/320 Model Shot Pin 1		6/20/2022	KMAFFRE	
&MFS=V1WR1UQ53UQ7+V1WR1UQ53/1	L230 Model Clamp 1		6/20/2022	KMAFFRE	
&MFS=V1WR1UQ53UQ8+V1WR1UQ53/1	L290 Model Clamp 1		6/20/2022	KMAFFRE	
&MFS=V1WR1UQ53UQ9+V1WR1UQ53/1	L230 Model Shot Pin 1		6/20/2022	KMAFFRE	
&MFS=V1WR1UQ53UQ10+V1WR1UQ53/1	L290 Model Shot Pin 1		6/20/2022	KMAFFRE	
&MFS=V1WR1UQ53KF2+V1WR1UQ53/5	AIR SUPPLY CONFIGURATION		6/20/2022	KMAFFRE	
&MFS=V1WR1UQ53KF2+V1WR1UQ53/11	AIR SUPPLY		8/4/2022	KMAFFRE	
&MFS=V1WR1UQ53UQ11+V1WR1UQ53/1	L230/290/320 Model Clamps 2		6/20/2022	KMAFFRE	
&MFS=V1WR1UQ53UQ12+V1WR1UQ53/1	L230/290/320 Model Clamp 3		6/20/2022	KMAFFRE	
&MFS=V1WR1UQ53UQ13+V1WR1UQ53/1	L230/290/320 Model Clamps 4		6/20/2022	KMAFFRE	
&MFS=V1WR1UQ53UQ14+V1WR1UQ53/1	L230 Model Clamp 2		6/20/2022	KMAFFRE	
&MFS=V1WR1UQ53UQ15+V1WR1UQ53/1	L230 Model Shot Pin 2		6/20/2022	KMAFFRE	
&MFS=V1WR1UQ53UQ16+V1WR1UQ53/1	L290 Model Clamp 2		6/20/2022	KMAFFRE	
&MFS=V1WR1UQ53UQ17+V1WR1UQ53/1	L290 Model Shot Pin 2		6/20/2022	KMAFFRE	
&MFS=V1WR1UQ53UQ18+V1WR1UQ53/1	L320 Model Clamp		6/20/2022	KMAFFRE	
&MFS=V1WR1UQ53UQ19+V1WR1UQ53/1	L230/290/320 Model Shot Pin 2		6/20/2022	KMAFFRE	
&MFS=V1WR1UQ53UQ20+V1WR1UQ53/1	L230/290/320 Model Clamp 5		6/20/2022	KMAFFRE	
&MFS=V1WR1UQ54KF1+V1WR1UQ54/5	AIR SUPPLY CONFIGURATION		6/22/2022	KMAFFRE	
&MFS=V1WR1UQ54KF1+V1WR1UQ54/11	AIR SUPPLY		8/4/2022	KMAFFRE	

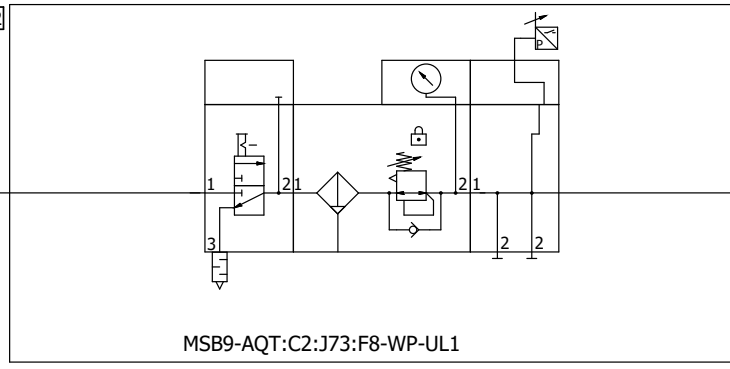
1

1.b

		Date	8/4/2022	Volvo Trucks North America			Valiant TMS		Table of contents		Drawing name:	=		
		Ed.	KMAFFRE	P6700 Bodyside Sub - Robot Cell 2V11					Drawing name:	=	2V11&MFS-PNEU			
		Appr		Replacement of					Document type:	MAB	Project nr:	22-16149	Page	1.a
Modification	Date	Name	Original	Replaced by					Scale	1:1				85

A2

=KH0+KH0/1.7 / +V1WR1KH1-P1



MSB9-AQT:C2:J73:F8-WP-UL1

1"

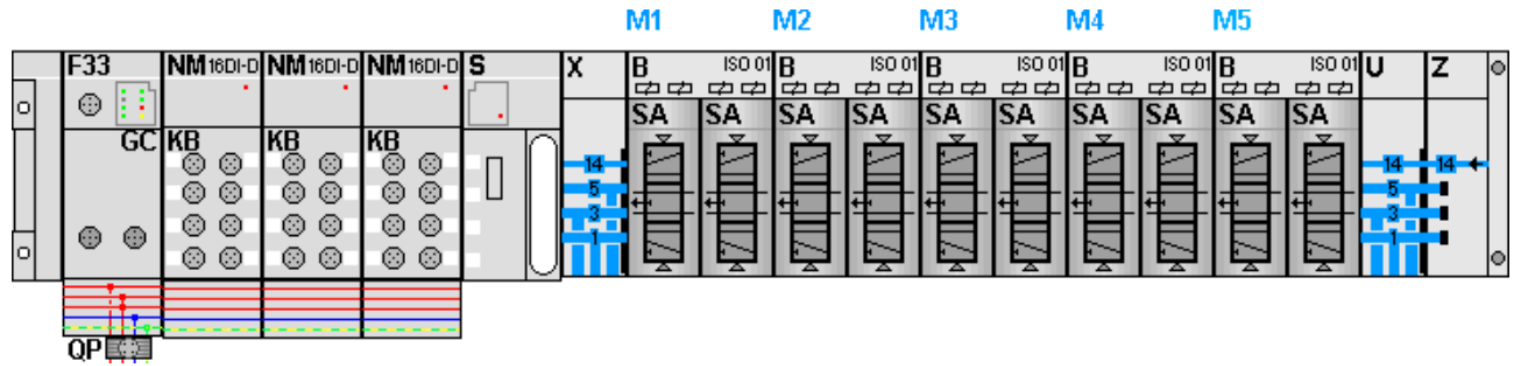
Turn table slip ring



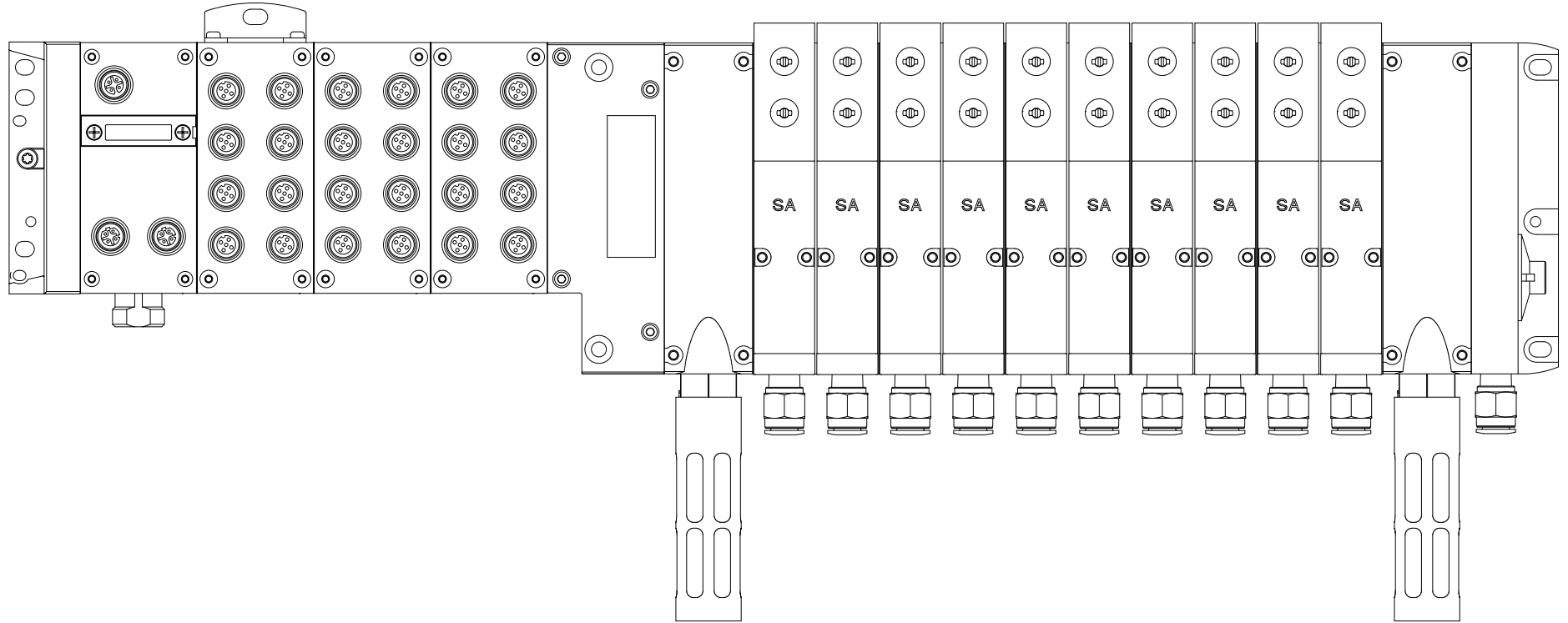
=KH0+KH0/1

=V1WR1UQ51KF1+V1WR1UQ51/5

			Date	6/20/2022	Volvo Trucks North America	Valiant TMS	Incoming air supply (Turn Table)	Drawing name:		= V1WR1
			Ed.	KMAFFRE				= 2V11&MFS-PNEU		+ KH1
			Appr		P6700 Bodyside Sub - Robot Cell 2V11	C-PLAN	Scale 1:1	Document type:	Project nr:	Page
Modification	Date	Name	Original		Replacement of			Replaced by	MFS	22-16149
										85



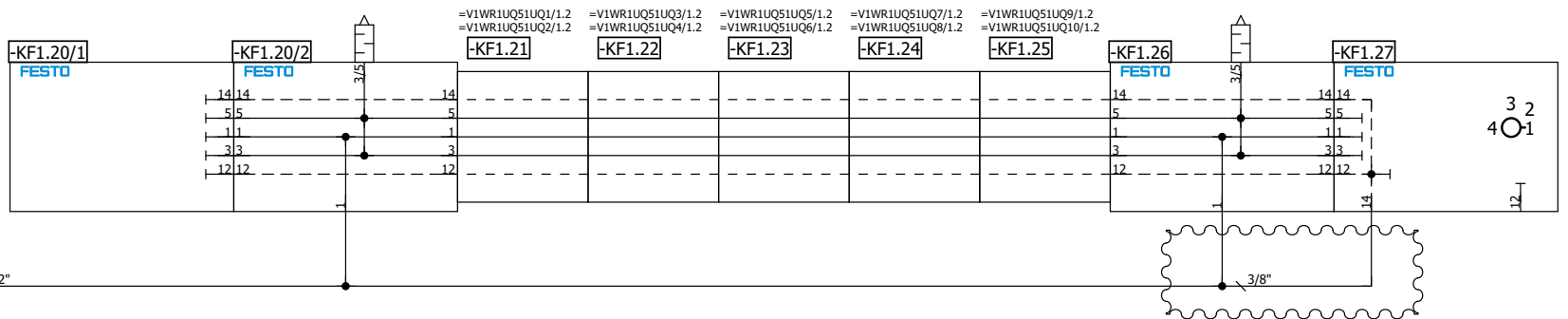
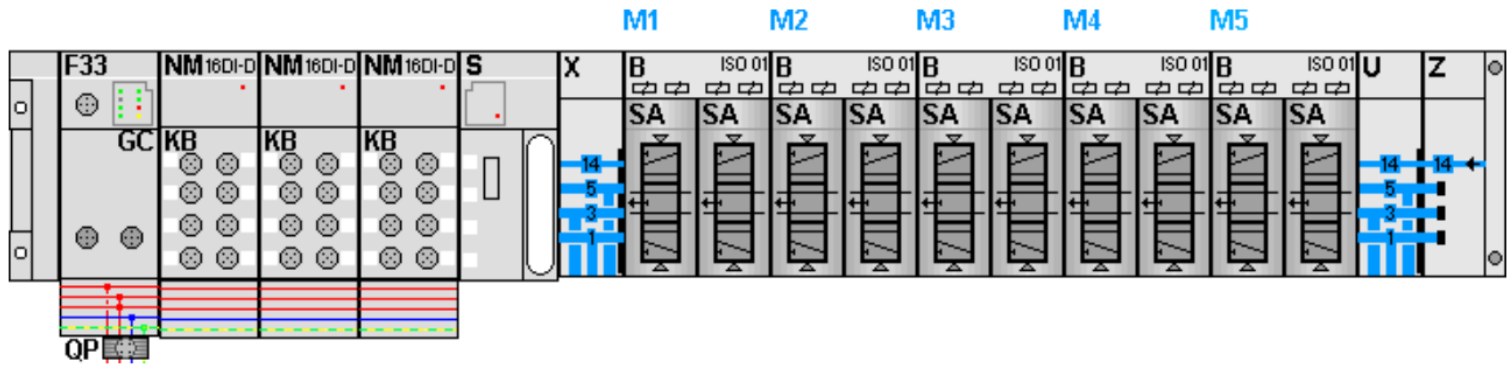
KF1.0



=V1WR1+KH1/1

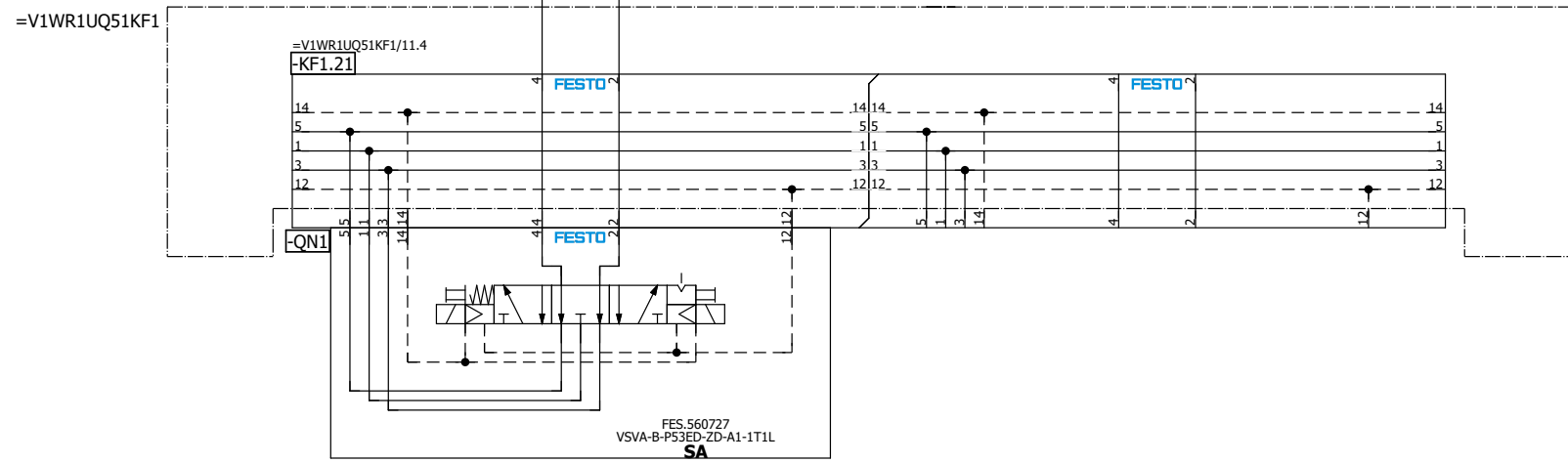
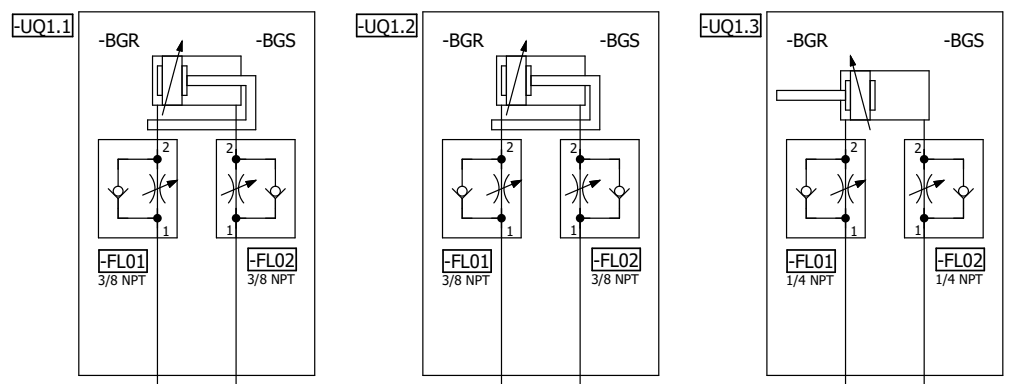
		Date	6/20/2022	Volvo Trucks North America		Valiant TMS	AIR SUPPLY CONFIGURATION	Drawing name:		= V1WR1UQ51KF1			
		Ed.	KMAFFRE	P6700 Bodyside Sub - Robot Cell 2V11				= 2V11&MFS-PNEU		+ V1WR1UQ51			
		Appr		Replacement of		Replaced by	Scale 1:1	Document type:	MFS	Project nr:	22-16149	Page	5
Modification	Date	Name	Original										85





5

Date		8/4/2022		Volvo Trucks North America		Valiant TMS		AIR SUPPLY		Drawing name:		=V1WR1UQ51UQ1/1	
Ed.		KMAFFRE		P6700 Bodyside Sub - Robot Cell 2V11		C-PLAN				Document type:		= 2V11&MFS-PNEU	
Appr				Replacement of		Replaced by				Project nr:		= V1WR1UQ51KF1	
Modification		Date		Name		Original		Scale 1:1		MFS		+ V1WR1UQ51	
										Project nr:		22-16149	
										Page		11	
										Page		85	

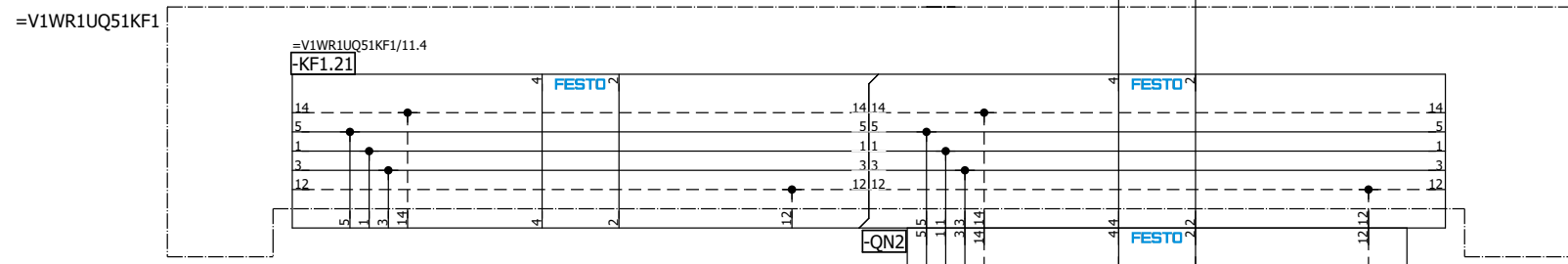
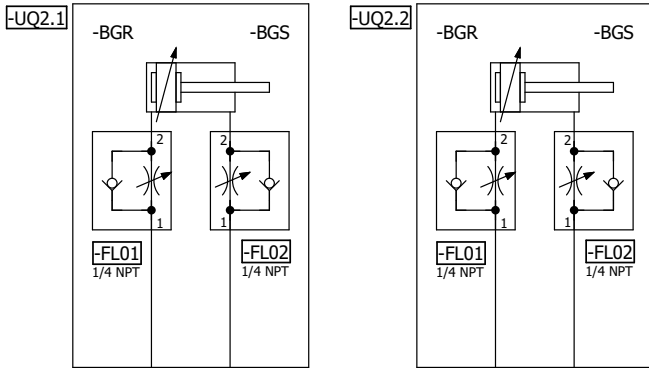


=V1WR1UQ51
-UQ1-QN1.1
Daycab Model
Shot Pins (SET)

=V1WR1UQ51
-UQ1-QN1.2
Daycab Model
Shot Pins (RST)

=V1WR1UQ51UQ2/1

		Date	6/20/2022	Volvo Trucks North America	Valiant TMS	Daycab Model Shot Pins	Drawing name:	= V1WR1UQ51UQ1	
		Ed.	KMAFFRE				= 2V11&MFS-PNEU	+ V1WR1UQ51	
		Appr		P6700 Bodyside Sub - Robot Cell 2V11			Document type:	Project nr:	
Modification	Date	Name	Original	Replacement of	Replaced by	Scale 1:1	MFS	22-16149	
								Page	1
									85

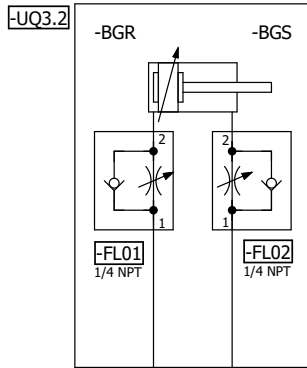
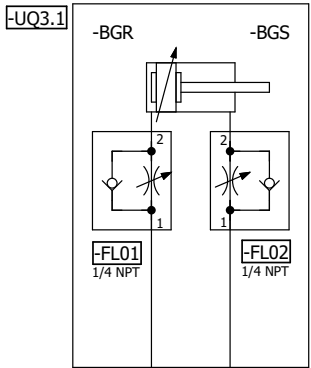


=V1WR1UQ51
-UQ2-QN2.1
Daycab Model
Clamps 1 (SET)

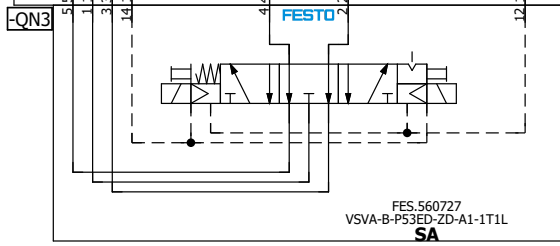
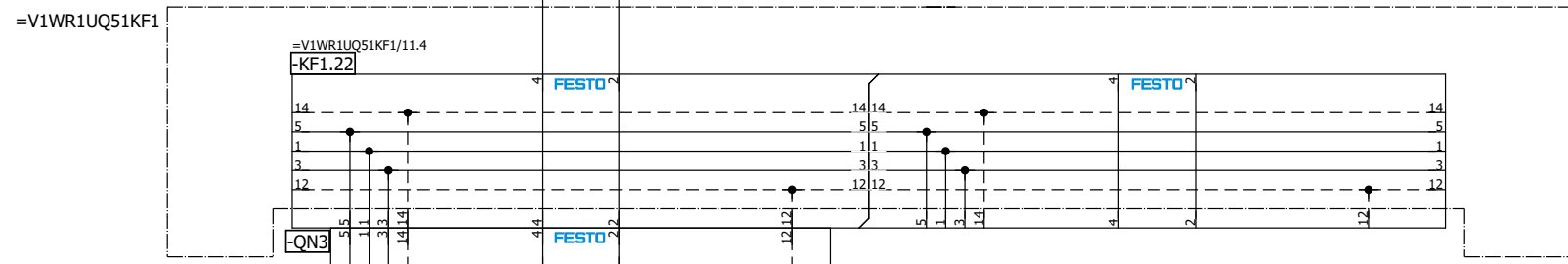
=V1WR1UQ51
-UQ2-QN2.2
Daycab Model
Clamps 1 (RST)

=V1WR1UQ51UQ3/1

			Date	6/20/2022	Volvo Trucks North America		Valiant TMS	Daycab Model Clamps 1	Drawing name:		= V1WR1UQ51UQ2	
			Ed.	KMAFFRE	P6700 Bodyside Sub - Robot Cell 2V11				= 2V11&MFS-PNEU		+ V1WR1UQ51	
			Appr		Replacement of		C-PLAN	Scale 1:1	Document type:		MFS	
Modification	Date	Name	Original		Replaced by				Project nr:		22-16149	
											Page	1
												85



3/8" BU 3/8" BU



=V1WR1UQ51
-UQ3-QN3.1
Daycab Model
Clamps 2 (SET)

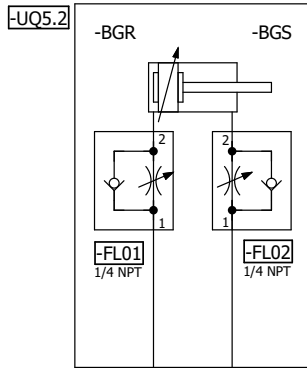
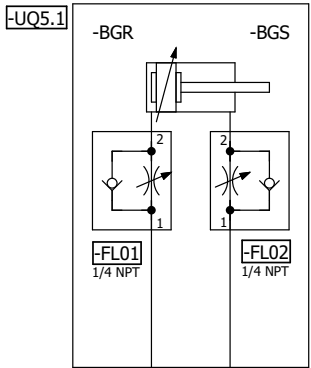
=V1WR1UQ51
-UQ3-QN3.2
Daycab Model
Clamps 2 (RST)

=V1WR1UQ51UQ2/1

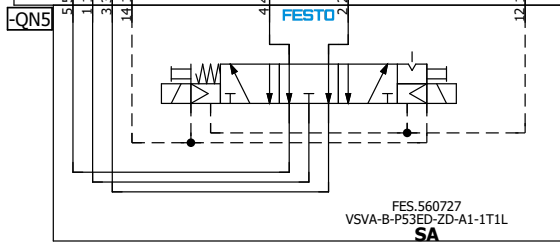
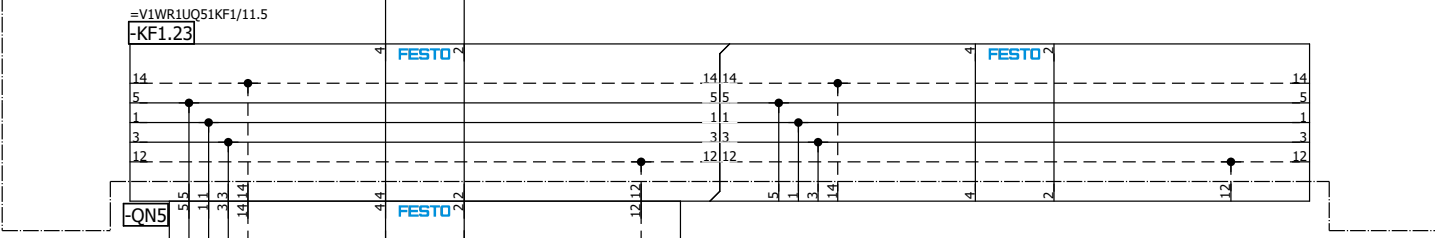
=V1WR1UQ51UQ4/1

Date	6/20/2022	Volvo Trucks North America	Valiant TMS	Daycab Model Clamps 2	Drawing name:	= 2V11&MFS-PNEU	= V1WR1UQ51UQ3
Ed.	KMAFFRE				Document type:	MFS	+ V1WR1UQ51
Appr		P6700 Bodyside Sub - Robot Cell 2V11			Project nr:	22-16149	Page
Modification	Date	Name	Original	Replacement of	Replaced by		1
							85

Scale 1:1



=V1WR1UQ51KF1



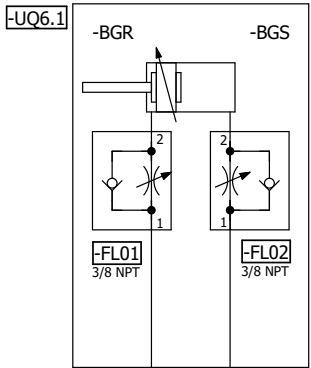
=V1WR1UQ51
-UQ5-QN5.1
L230/290/320
Clamps 1 (SET)

=V1WR1UQ51
-UQ5-QN5.2
L230/290/320
Clamps 1 (RST)

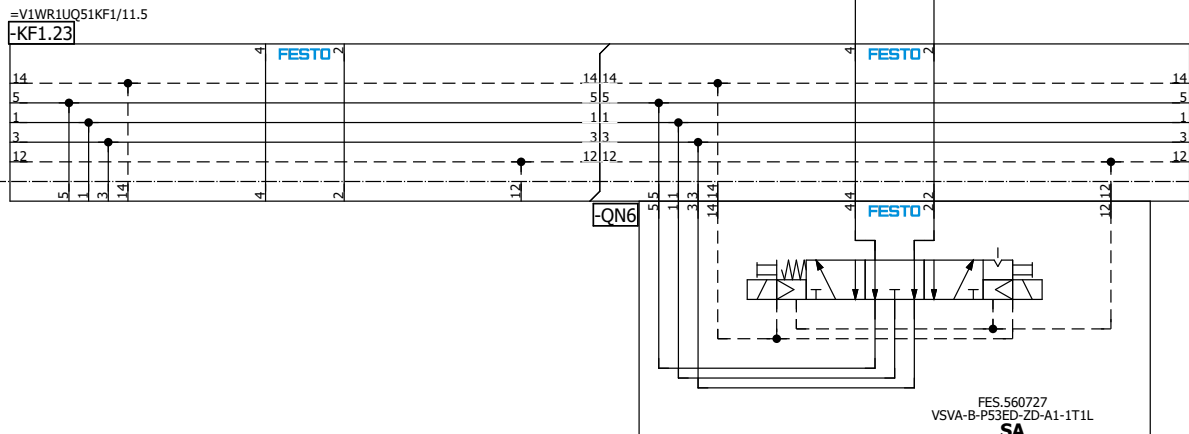
=V1WR1UQ51UQ4/1

=V1WR1UQ51UQ6/1

Date	6/20/2022	Volvo Trucks North America	Valiant TMS	L230/290/320 Model Clamps 1	Drawing name:	= 2V11&MFS-PNEU	= V1WR1UQ51UQ5
Ed.	KMAFFRE				Document type:	MFS	+ V1WR1UQ51
Appr		P6700 Bodyside Sub - Robot Cell 2V11			Project nr:	22-16149	Page 1
Modification	Date	Name	Original	Replacement of	Replaced by		85



=V1WR1UQ51KF1

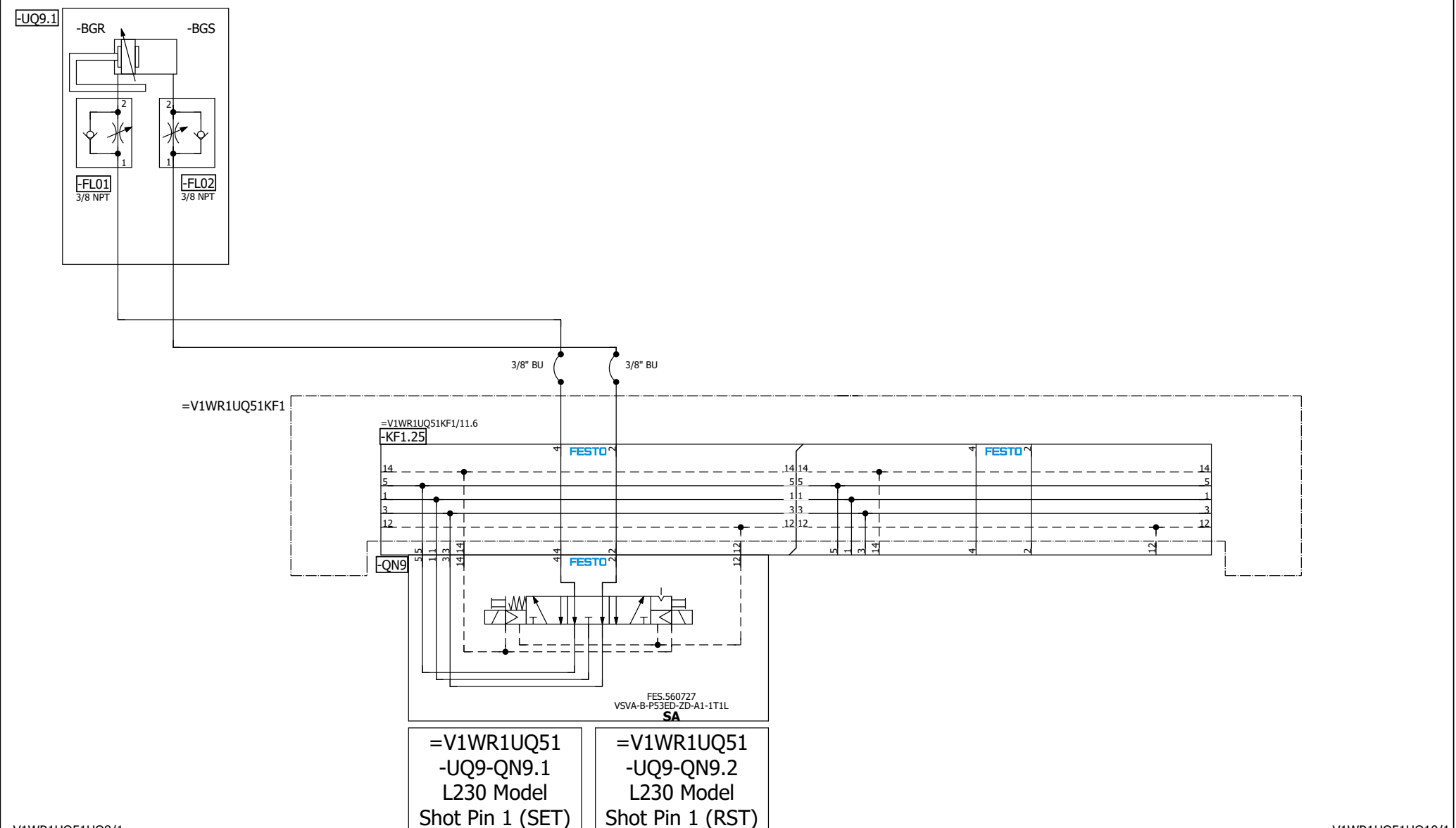


=V1WR1UQ51
-UQ6-QN6.1
L230/290/320
Shot Pin 1 (SET)

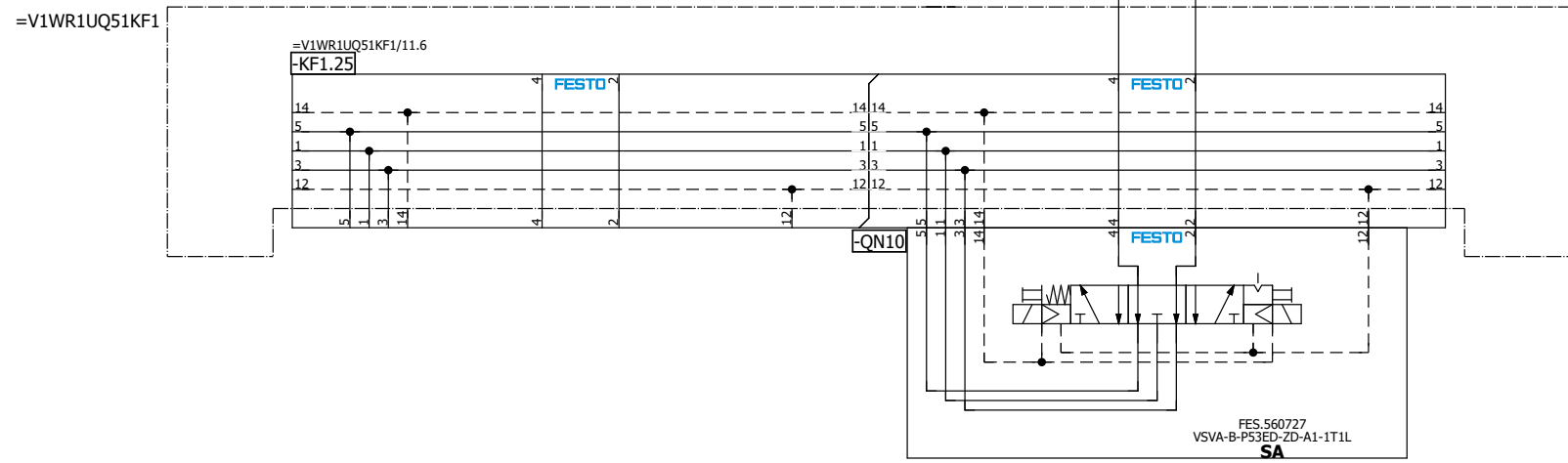
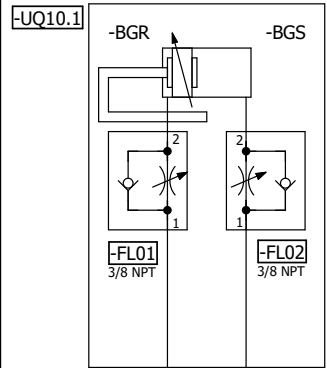
=V1WR1UQ51
-UQ6-QN6.2
L230/290/320
Shot Pin 1 (RST)

=V1WR1UQ51UQ7/1

			Date	6/20/2022	Volvo Trucks North America	Valiant TMS	L230/290/320 Model Shot Pin 1	Drawing name:	= V1WR1UQ51UQ6	
			Ed.	KMAFFRE				= 2V11&MFS-PNEU	+ V1WR1UQ51	
			Appr		P6700 Bodyside Sub - Robot Cell 2V11			Document type:	MFS	
Modification	Date	Name	Original		Replacement of	Replaced by		Project nr:	22-16149	
							Scale 1:1		Page	1
										85



=V1WR1UQ51UQ8/1			Date	6/20/2022	Volvo Trucks North America	Valiant TMS	L230 Model Shot Pin 1	Drawing name:	= 2V11&MFS-PNEU	= V1WR1UQ51UQ9	
			Ed.	KMAFFRE				Document type:	MFS	+ V1WR1UQ51	
			Appr		P6700 Bodyside Sub - Robot Cell 2V11			Project nr:	22-16149	Page	1
Modification	Date	Name	Original		Replacement of	Replaced by		Scale 1:1			85



=V1WR1UQ51
-UQ10-QN10.1
L290 Model
Shot Pin 1 (SET)

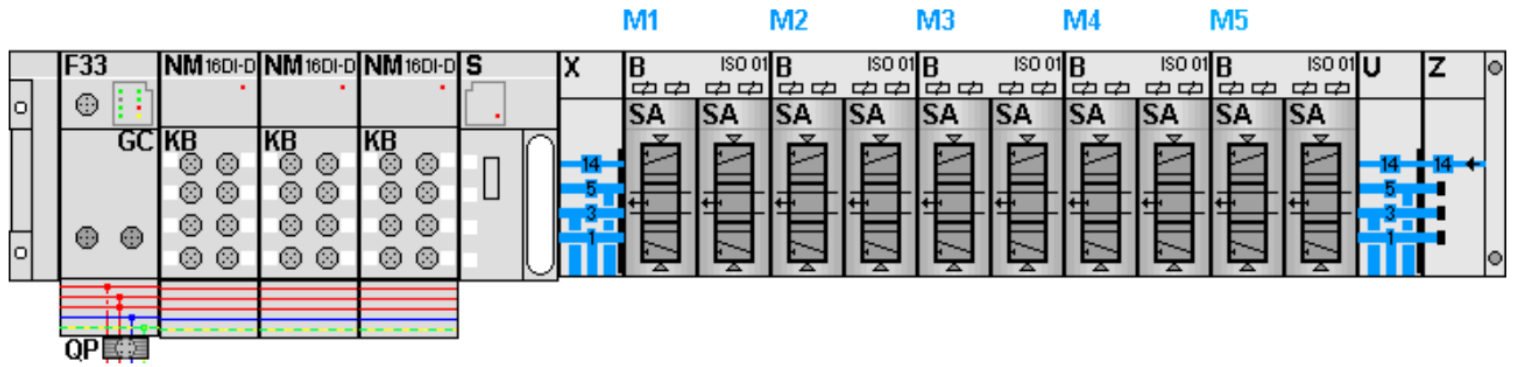
=V1WR1UQ51
-UQ10-QN10.2
L290 Model
Shot Pin 1 (RST)

=V1WR1UQ51UQ9/1

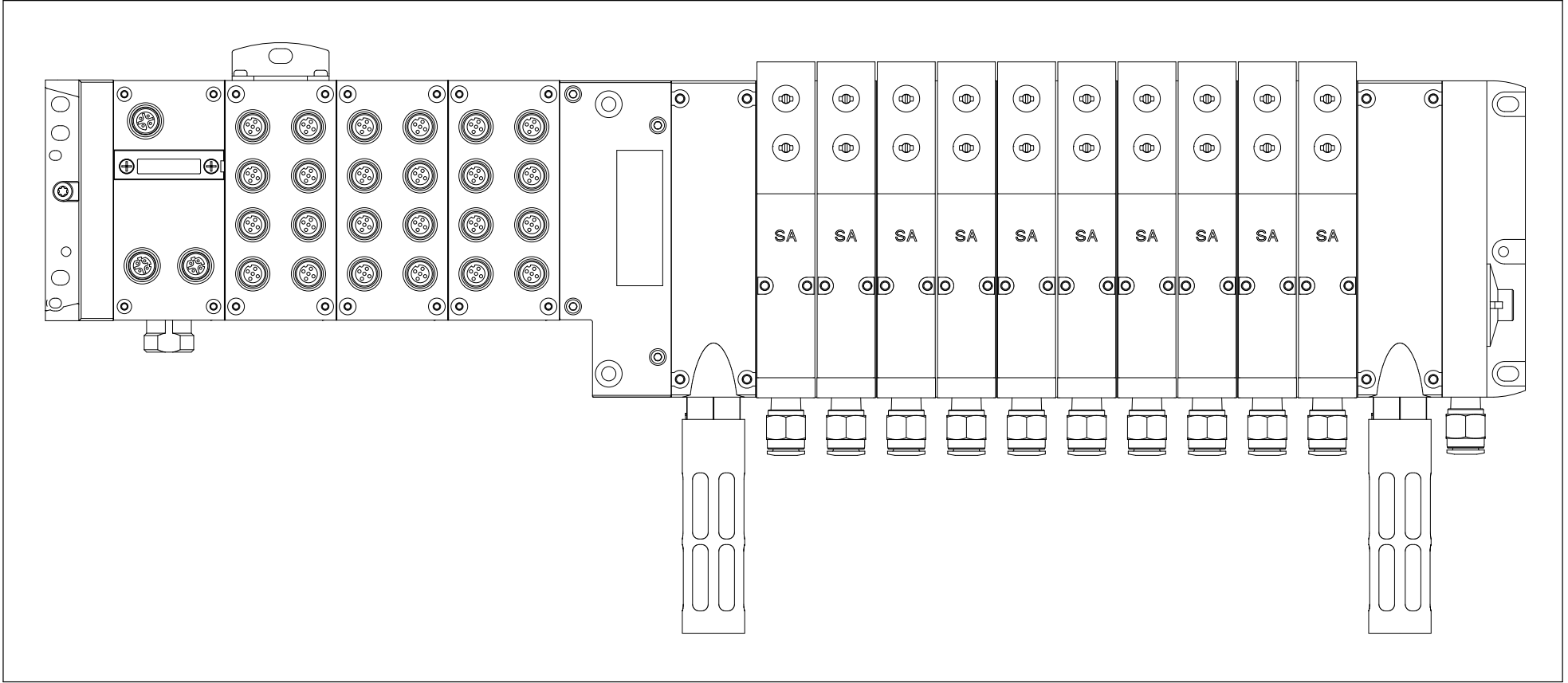
=V1WR1UQ51KF2/5

Date	6/20/2022	Volvo Trucks North America	Valiant TMS	L290 Model Shot Pin 1	Drawing name: =2V11&MFS-PNEU	= V1WR1UQ51UQ10 + V1WR1UQ51
Ed.	KMAFFRE				Document type: MFS	
Appr		P6700 Bodyside Sub - Robot Cell 2V11			Project nr: 22-16149	Page 1
Modification	Date	Name	Original	Replacement of	Replaced by	85

Scale 1:1



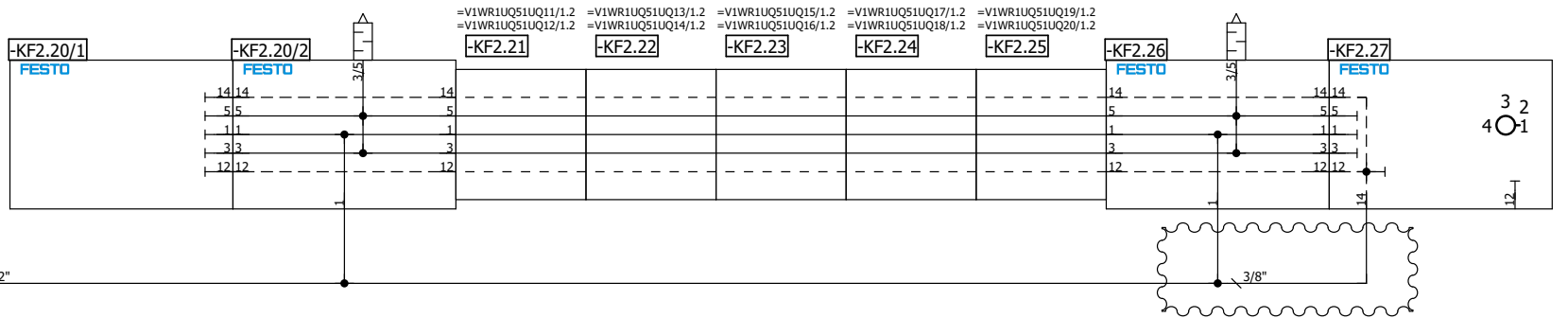
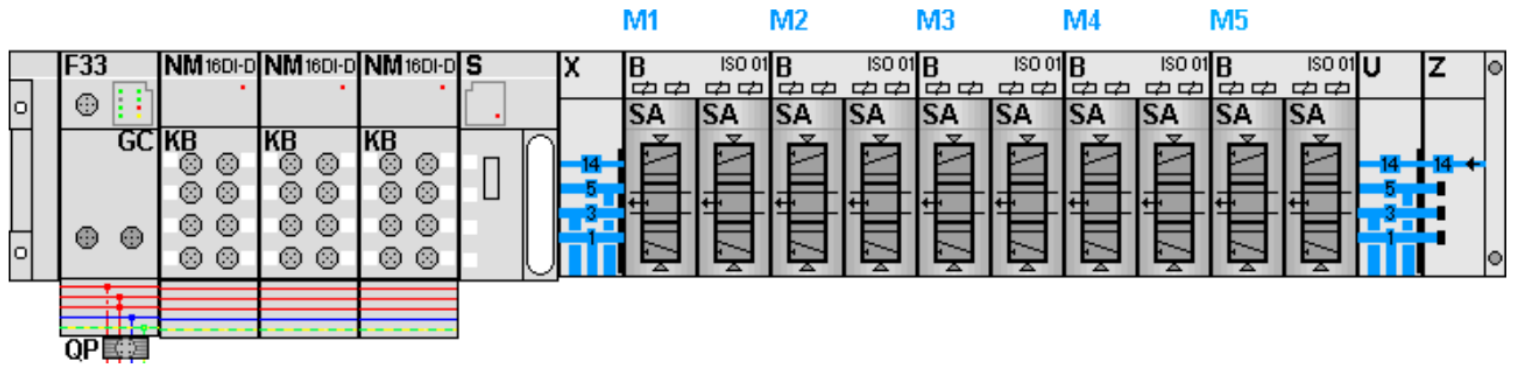
KF2.0



=V1WR1UQ51UQ10/1

		Date	6/20/2022	Volvo Trucks North America		Valiant TMS	AIR SUPPLY CONFIGURATION	Drawing name:		= V1WR1UQ51KF2			
		Ed.	KMAFFRE	P6700 Bodyside Sub - Robot Cell 2V11				= 2V11&MFS-PNEU		+ V1WR1UQ51			
		Appr		Replacement of		Replaced by	Scale 1:1	Document type:	MFS	Project nr:	22-16149	Page	5
Modification	Date	Name	Original										85

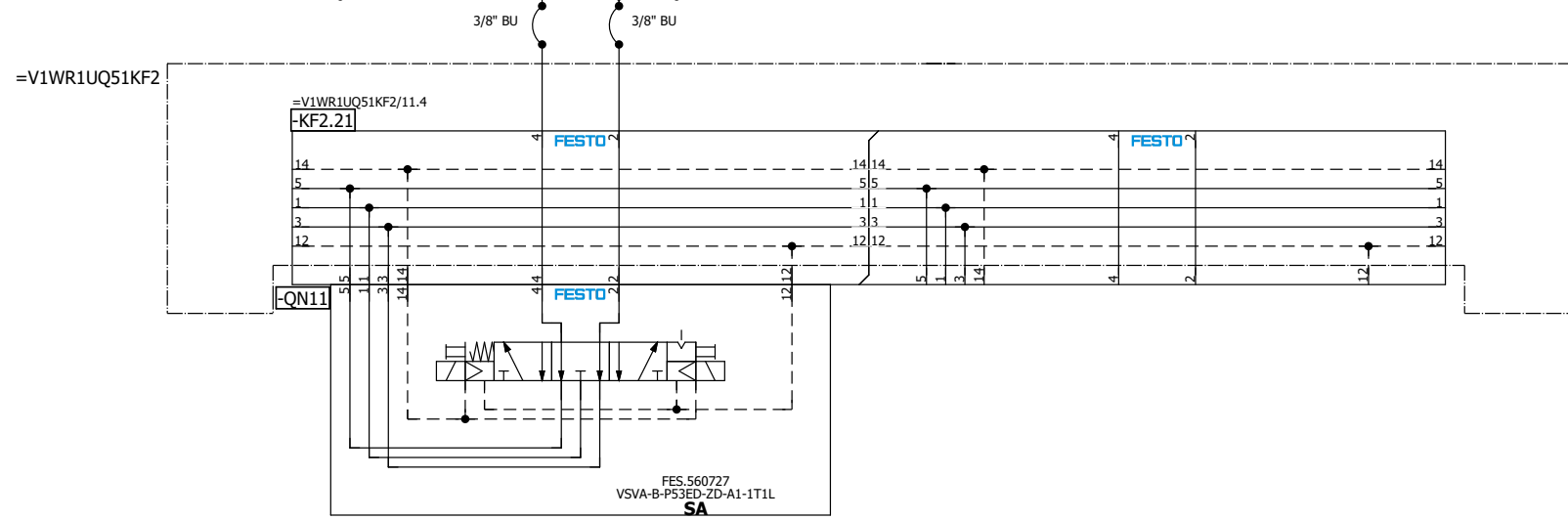
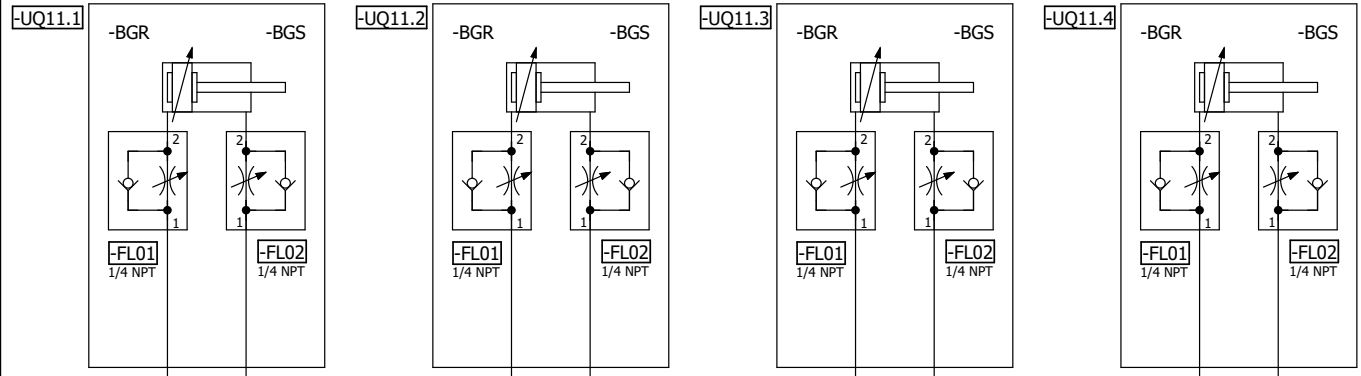




=V1WR1UQ51KF1/11.1 / P2 → 1/2"

=V1WR1UQ51UQ11/1

Date		8/4/2022	Volvo Trucks North America		Valiant TMS	AIR SUPPLY	Drawing name:		= 2V11&MFS-PNEU	= V1WR1UQ51KF2				
Ed.		KMAFFRE	P6700 Bodyside Sub - Robot Cell 2V11				Document type:		MFS	Project nr:		22-16149	Page	11
Appr			Replacement of		Replaced by		Scale 1:1				+ V1WR1UQ51		Page	85



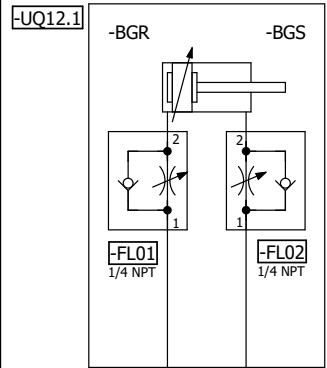
=V1WR1UQ51
-UQ11-QN11.1
L230/290/320
Clamps 2 (SET)

=V1WR1UQ51
-UQ11-QN11.2
L230/290/320
Clamps 2 (RST)

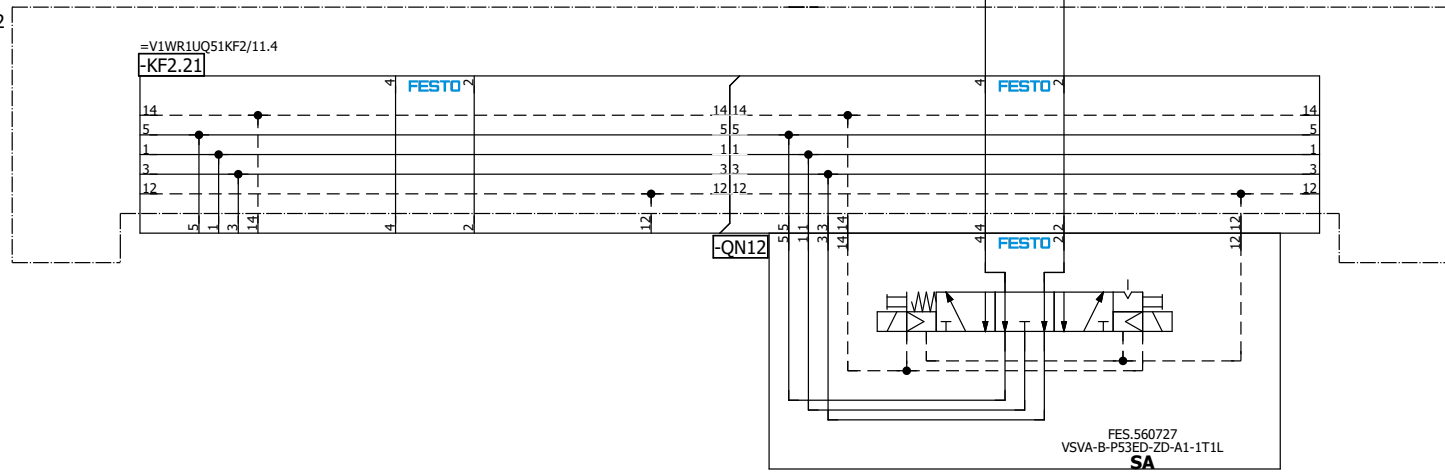
=V1WR1UQ51KF2/11

=V1WR1UQ51UQ12/1

Date	6/20/2022	Volvo Trucks North America	Valiant TMS	L230/290/320 Model Clamps 2	Drawing name:	=V1WR1UQ51UQ11	
Ed.	KMAFFRE				=2V11&MFS-PNEU	+ V1WR1UQ51	
Appr		P6700 Bodyside Sub - Robot Cell 2V11			Document type:	Project nr:	
Modification	Date	Name	Original	Replacement of	Replaced by	MFS	22-16149
					Scale 1:1	Page	1
							85



=V1WR1UQ51KF2



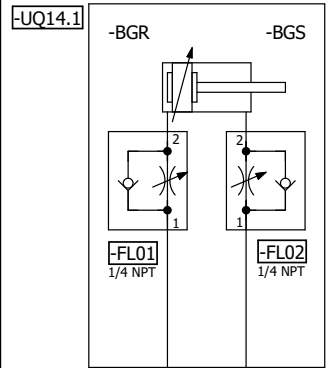
=V1WR1UQ51
-UQ12-QN12.1
L230/290/320
Clamp 3 (SET)

=V1WR1UQ51
-UQ12-QN12.2
L230/290/320
Clamp 3 (RST)

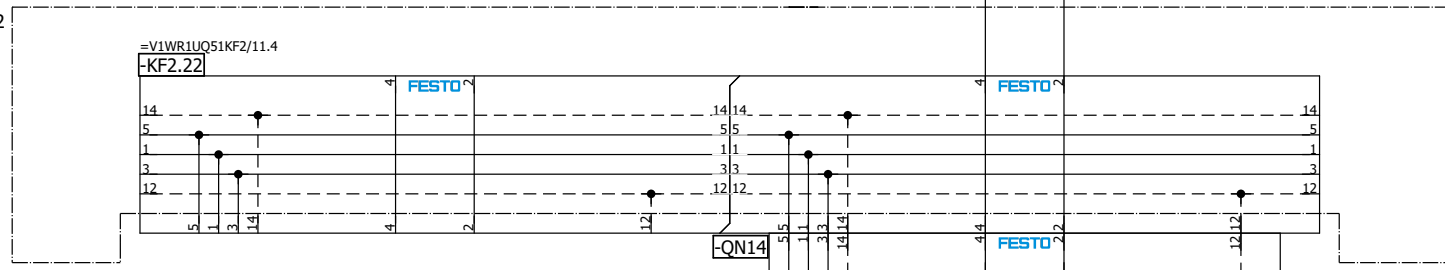
=V1WR1UQ51UQ13/1

=V1WR1UQ51UQ11/1

Date	6/20/2022	Volvo Trucks North America	Valiant TMS	L230/290/320 Model Clamp 3	Drawing name:	= V1WR1UQ51UQ12
Ed.	KMAFFRE				= 2V11&MFS-PNEU	+ V1WR1UQ51
Appr		P6700 Bodyside Sub - Robot Cell 2V11			Document type:	Project nr:
Original		Replacement of	Replaced by		MFS	22-16149
Modification	Date	Name	Original	Replaced by	Scale 1:1	Page 1
						85



=V1WR1UQ51KF2



=V1WR1UQ51
-UQ14-QN14.1
L230 Model
Clamp 2 (SET)

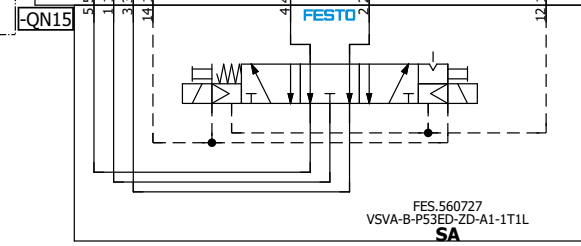
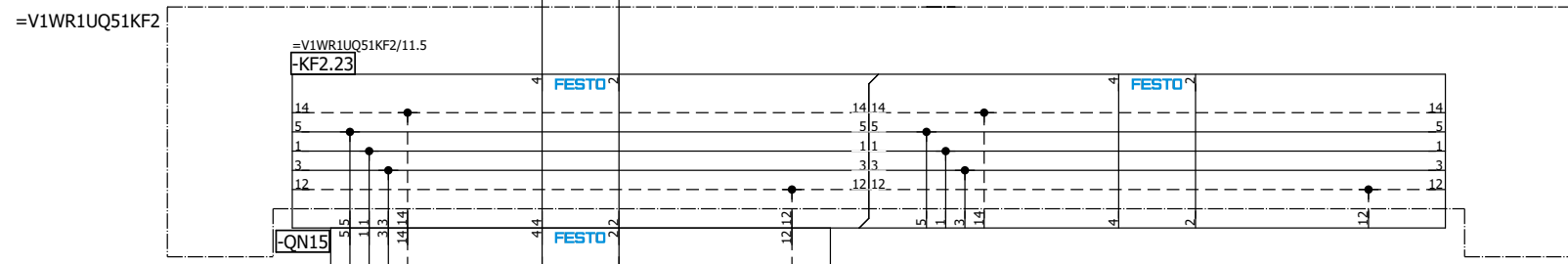

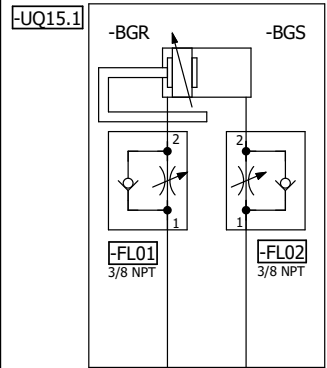
=V1WR1UQ51
-UQ14-QN14.2
L230 Model
Clamp 2 (RST)

FES 560727
VSVA-B-P53ED-ZD-A1-1T1L
SA

=V1WR1UQ51UQ13/1

=V1WR1UQ51UQ15/1

Date	6/20/2022	Volvo Trucks North America	Valiant TMS	L230 Model Clamp 2	Drawing name:	= V1WR1UQ51UQ14
Ed.	KMAFFRE				= 2V11&MFS-PNEU	+ V1WR1UQ51
Appr		P6700 Bodyside Sub - Robot Cell 2V11			Document type:	Project nr:
Original		Replacement of	Replaced by		MFS	22-16149
Modification	Date	Name	Original	Replaced by	Scale 1:1	Page 1
						85



=V1WR1UQ51
-UQ15-QN15.1
L230 Model
Shot Pin 2 (SET)

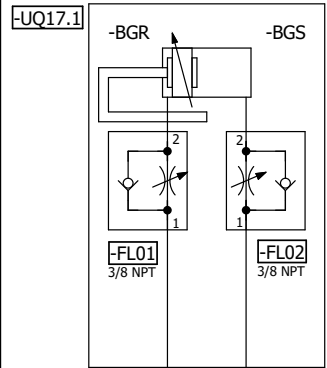
=V1WR1UQ51
-UQ15-QN15.2
L230 Model
Shot Pin 2 (RST)

=V1WR1UQ51UQ14/1

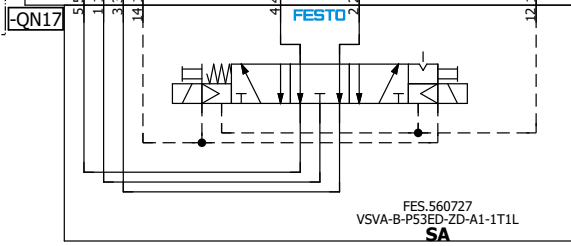
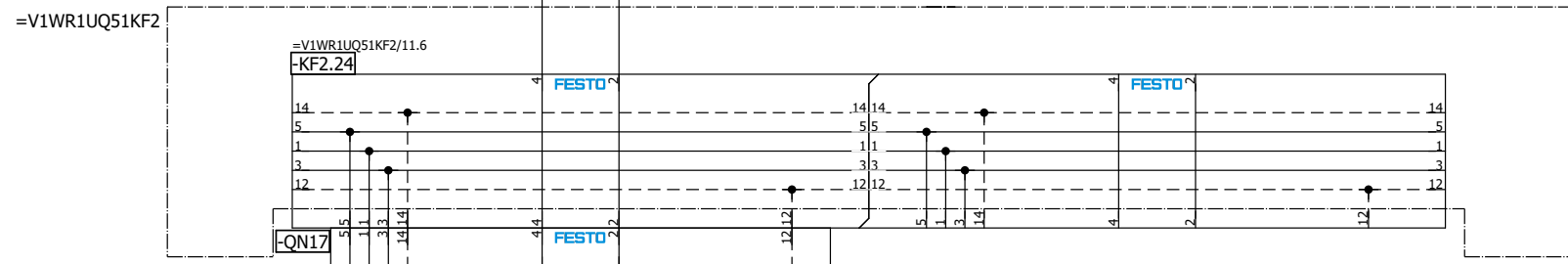
=V1WR1UQ51UQ16/1

Date	6/20/2022	Volvo Trucks North America	Valiant TMS	L230 Model Shot Pin 2	Drawing name:	= 2V11&MFS-PNEU	= V1WR1UQ51UQ15
Ed.	KMAFFRE				Document type:	MFS	+ V1WR1UQ51
Appr		P6700 Bodyside Sub - Robot Cell 2V11			Project nr:	22-16149	Page
Modification	Date	Name	Original	Replacement of	Replaced by		1
							85

Scale 1:1



3/8" BU 3/8" BU



=V1WR1UQ51
-UQ17-QN17.1
L290 Model
Shot Pin 2 (SET)

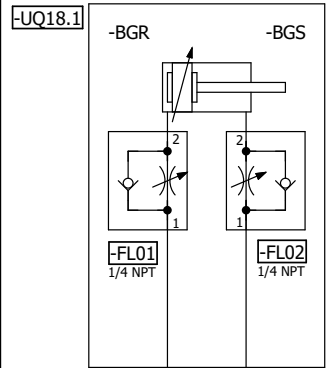
=V1WR1UQ51
-UQ17-QN17.2
L290 Model
Shot Pin 2 (RST)

=V1WR1UQ51UQ16/1

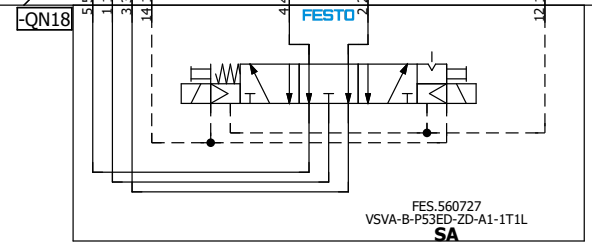
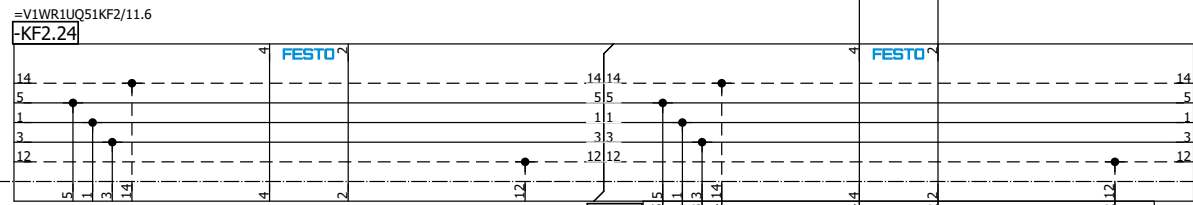
=V1WR1UQ51UQ18/1

Date	6/20/2022	Volvo Trucks North America	Valiant TMS	L290 Model Shot Pin 2	Drawing name:	= 2V11&MFS-PNEU	= V1WR1UQ51UQ17
Ed.	KMAFFRE				Document type:	MFS	+ V1WR1UQ51
Appr		P6700 Bodyside Sub - Robot Cell 2V11			Project nr:	22-16149	Page
Modification	Date	Name	Original	Replacement of	Replaced by		1
							85

Scale 1:1



=V1WR1UQ51KF2



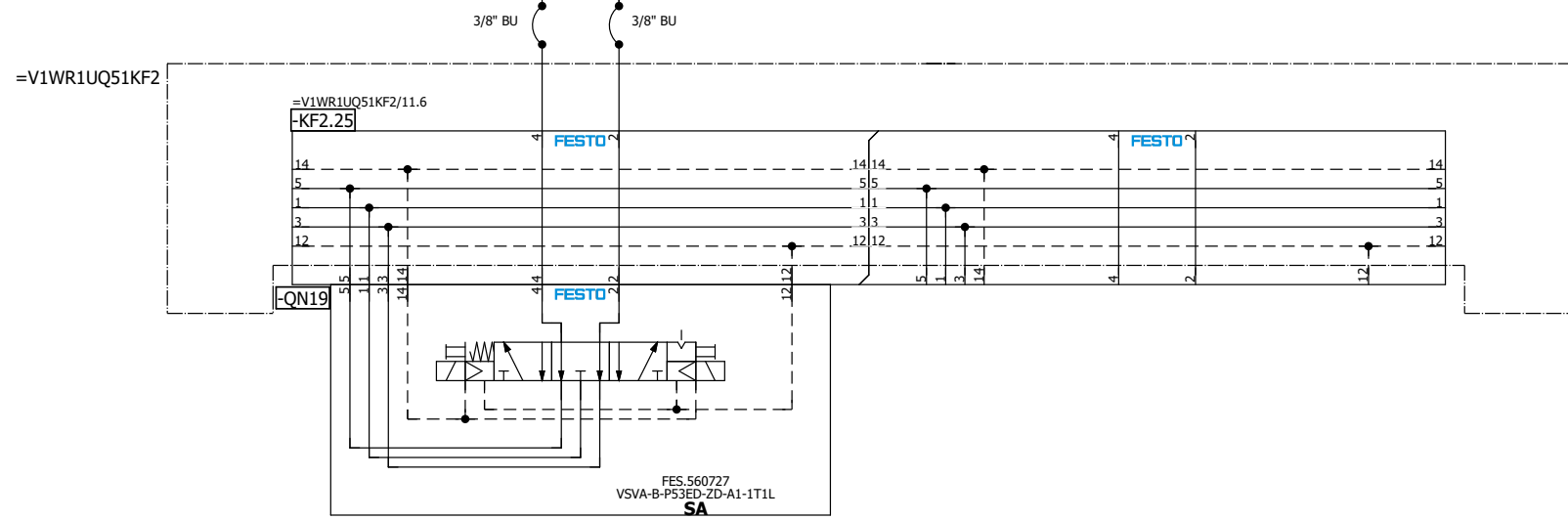
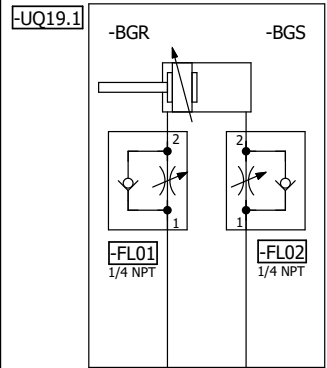
=V1WR1UQ51
-UQ18-QN18.1
L320 Model
Clamp (SET)

=V1WR1UQ51
-UQ18-QN18.2
L320 Model
Clamp (RST)

=V1WR1UQ51UQ19/1

=V1WR1UQ51UQ17/1

Date	6/20/2022	Volvo Trucks North America	Valiant TMS	L320 Model Clamp	Drawing name:	= V1WR1UQ51UQ18
Ed.	KMAFFRE				= 2V11&MFS-PNEU	+ V1WR1UQ51
Appr		P6700 Bodyside Sub - Robot Cell 2V11			Document type:	Project nr:
Original		Replacement of	Replaced by		MFS	22-16149
Modification	Date	Name	Original		Scale 1:1	Page 1
						85



=V1WR1UQ51
-UQ19-QN19.1
L230/290/320
Shot Pin 2 (SET)

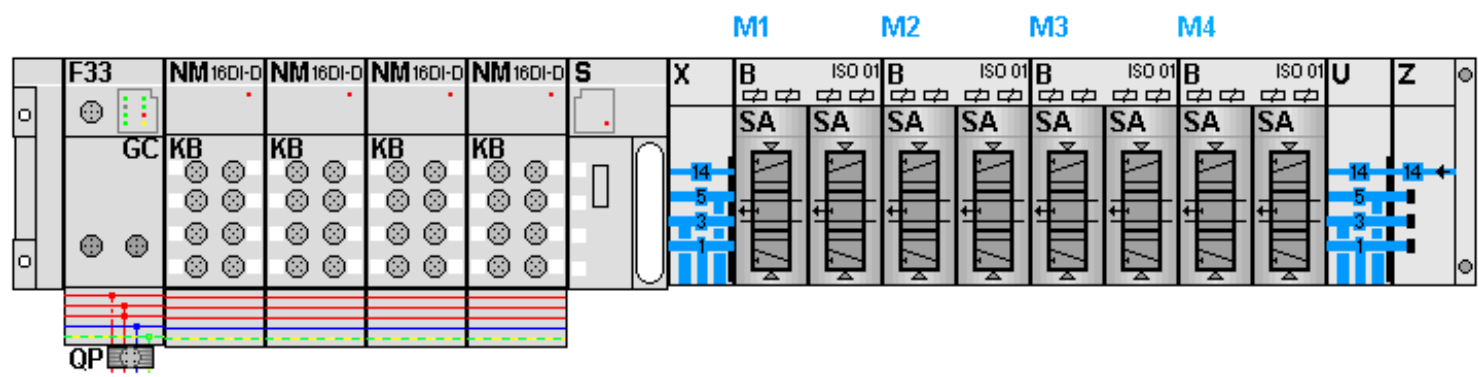
=V1WR1UQ51
-UQ19-QN19.2
L230/290/320
Shot Pin 2 (RST)

=V1WR1UQ51UQ18/1

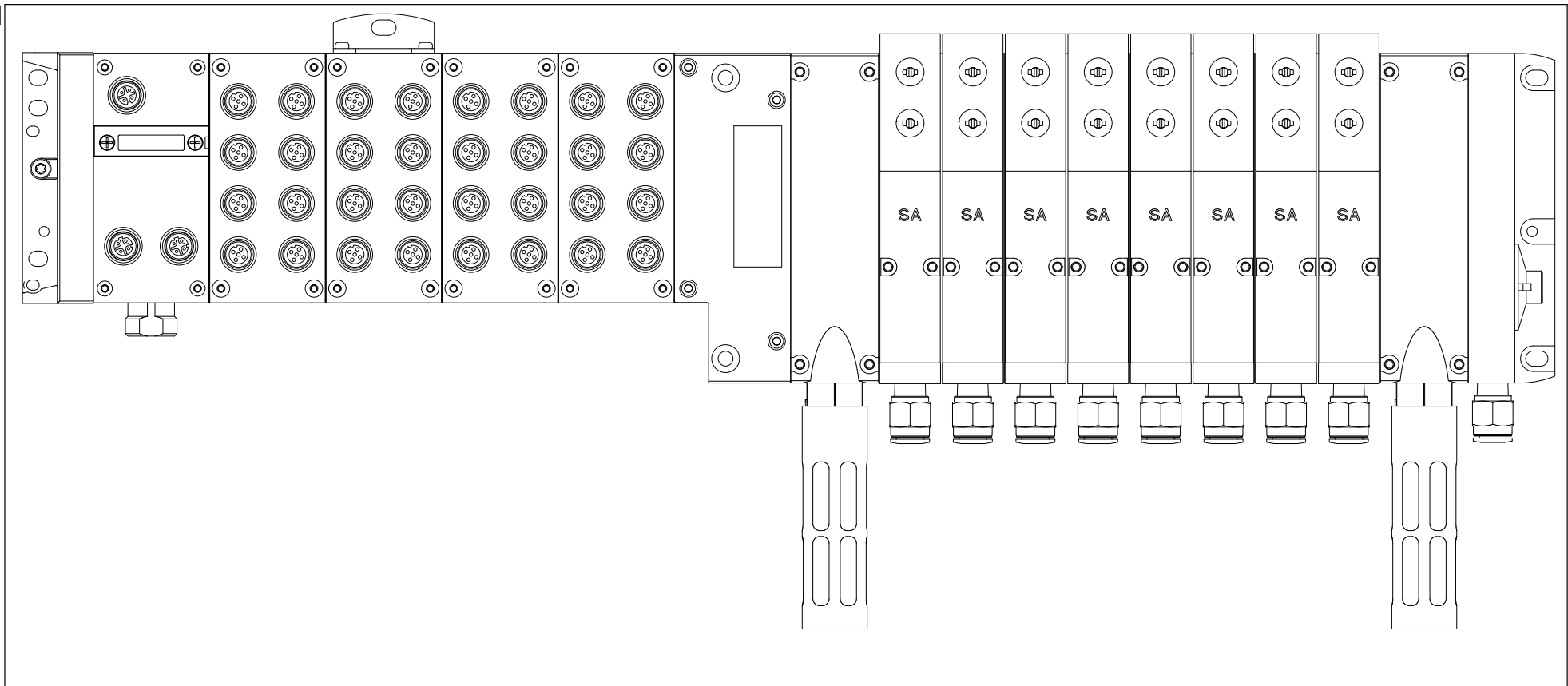
=V1WR1UQ51UQ20/1

Date	6/20/2022	Volvo Trucks North America	Valiant TMS	L230/290/320 Model Shot Pin 2	Drawing name:	= 2V11&MFS-PNEU	= V1WR1UQ51UQ19
Ed.	KMAFFRE				Document type:	MFS	+ V1WR1UQ51
Appr		P6700 Bodyside Sub - Robot Cell 2V11			Project nr:	22-16149	Page
Modification	Date	Name	Original	Replacement of	Replaced by		1
							85

Scale 1:1

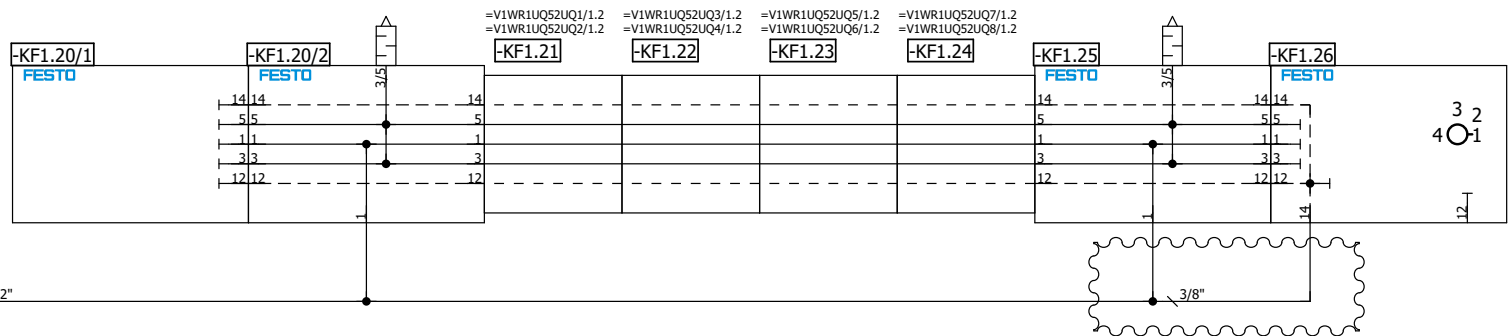
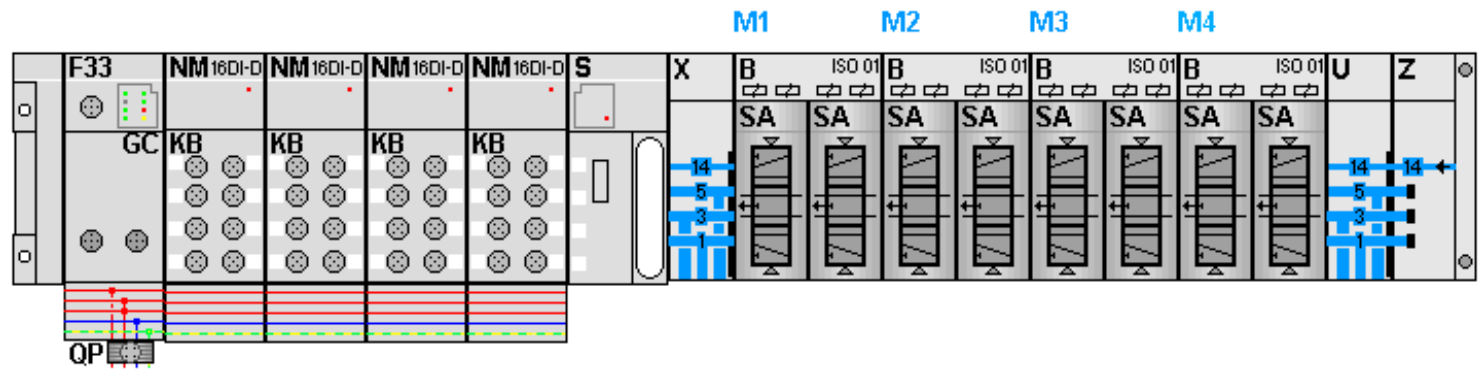


KF1.0



=V1WR1UQ51UQ20+.WR1UQ51/1

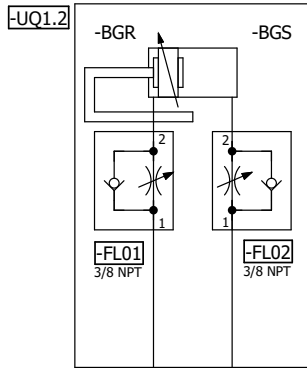
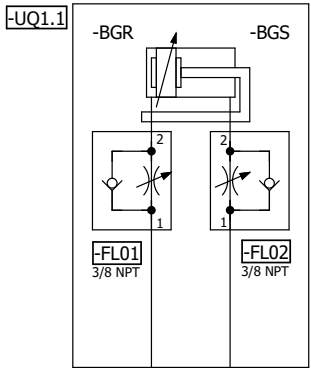
Date	6/20/2022	Volvo Trucks North America	Valiant TMS	AIR SUPPLY CONFIGURATION	Drawing name:	= 2V11&MFS-PNEU	= V1WR1UQ52KF1
Ed.	KMAFFRE				Document type:	MFS	+ V1WR1UQ52
Appr		P6700 Bodyside Sub - Robot Cell 2V11			Project nr:	22-16149	Page
Modification	Date	Name	Original	Replacement of	Replaced by	Scale 1:1	85



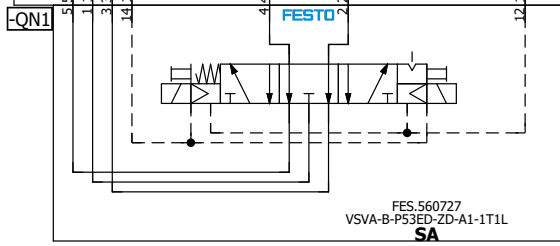
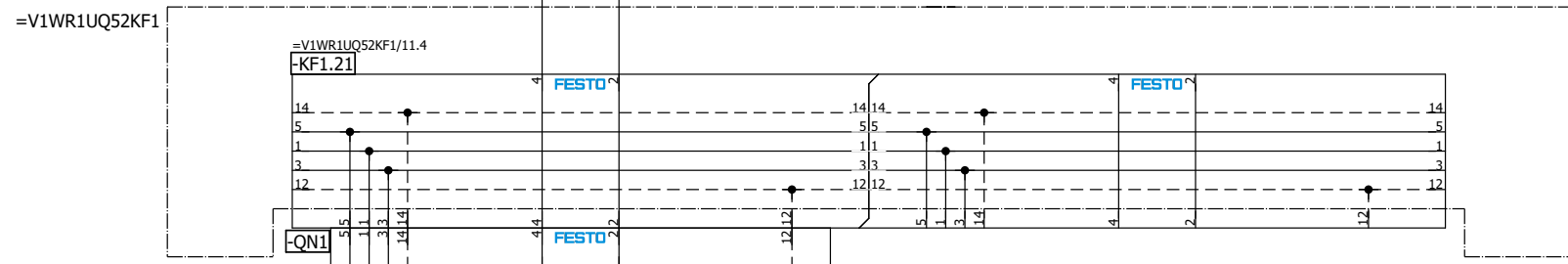
=V1WR1UQ52UQ1/1

5

Date		8/4/2022	Volvo Trucks North America		Valiant TMS	AIR SUPPLY	Drawing name:		= 2V11&MFS-PNEU	= V1WR1UQ52KF1	
Ed.		KMAFFRE	P6700 Bodyside Sub - Robot Cell 2V11				Document type:		MFS	Project nr:	22-16149
Appr			Replacement of		Replaced by	Scale 1:1	Document type:		MFS	Page	85



3/8" BU 3/8" BU

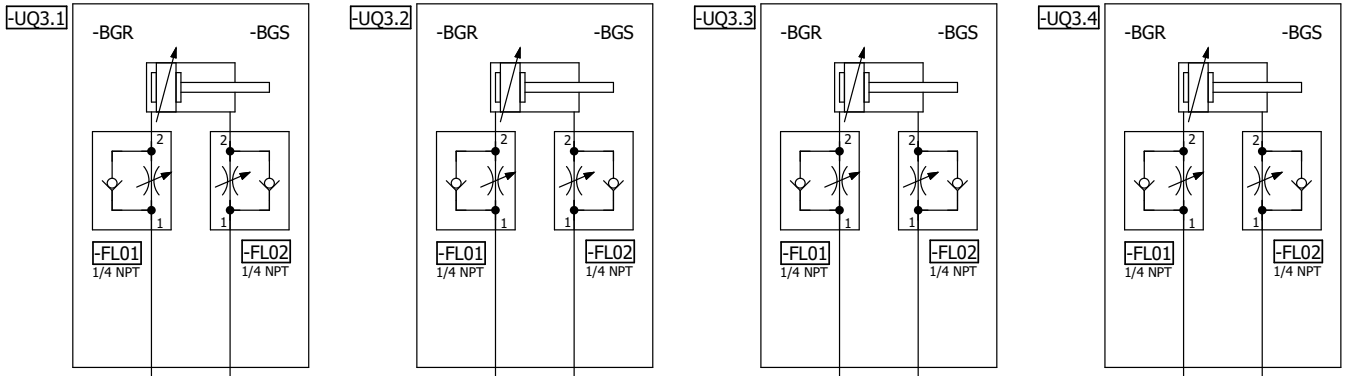


=V1WR1UQ52
-UQ1-QN1.1
L320 Model
Shot Pins (SET)

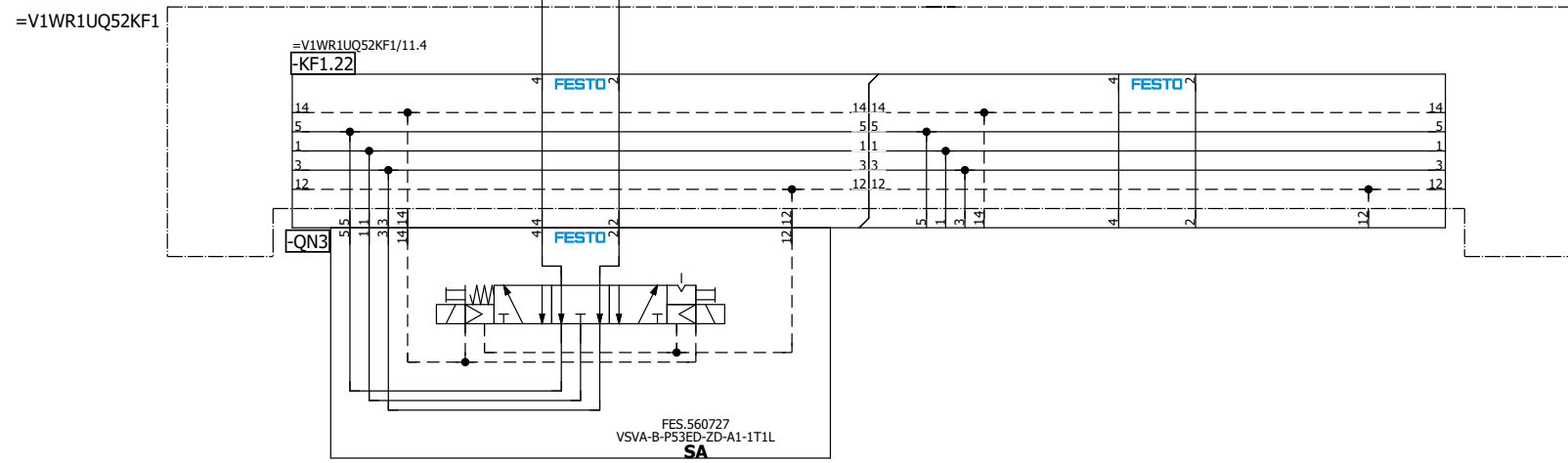
=V1WR1UQ52
-UQ1-QN1.2
L320 Model
Shot Pins (RST)

=V1WR1UQ52UQ2/1

		Date	6/20/2022	Volvo Trucks North America	Valiant TMS	L320 Model Shot Pins	Drawing name:		= V1WR1UQ52UQ1
		Ed.	KMAFFRE				= 2V11&MFS-PNEU		+ V1WR1UQ52
		Appr		P6700 Bodyside Sub - Robot Cell 2V11	C-PLAN	Scale 1:1	Document type:	Project nr:	Page
Modification	Date	Name	Original	Replacement of			Replaced by	MFS	22-16149
									85



3/8" BU 3/8" BU



=V1WR1UQ52
-UQ3-QN3.1
Common
Clamps 1 (SET)

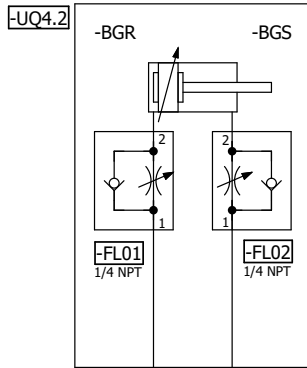
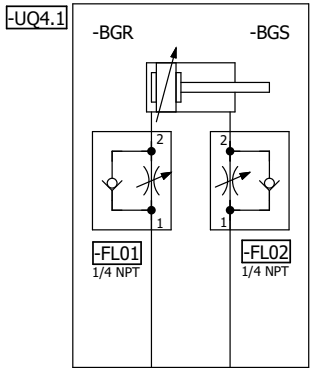
=V1WR1UQ52
-UQ3-QN3.2
Common
Clamps 1 (RST)

=V1WR1UQ52UQ2/1

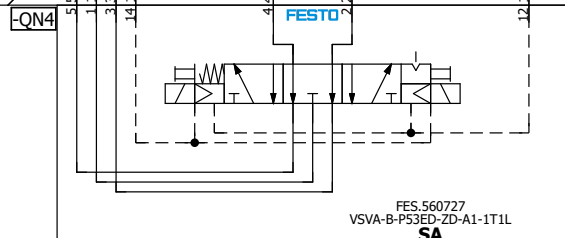
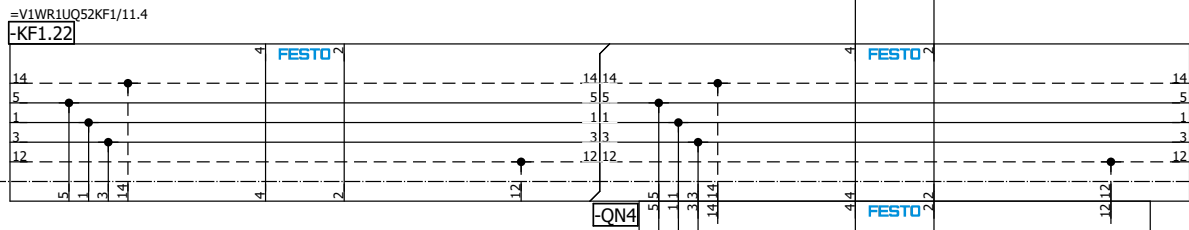
=V1WR1UQ52UQ4/1

Date	6/20/2022	Volvo Trucks North America	Valiant TMS	Common Clamps 1	Drawing name:	= 2V11&MFS-PNEU	= V1WR1UQ52UQ3
Ed.	KMAFFRE				Document type:	MFS	+ V1WR1UQ52
Appr		P6700 Bodyside Sub - Robot Cell 2V11			Project nr:	22-16149	Page
Modification	Date	Name	Original	Replacement of	Replaced by		1
							85

Scale 1:1



=V1WR1UQ52KF1

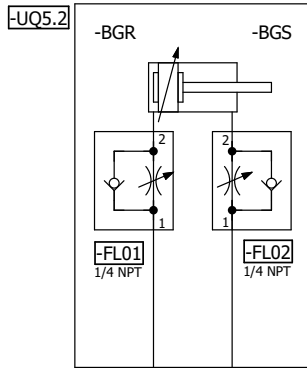
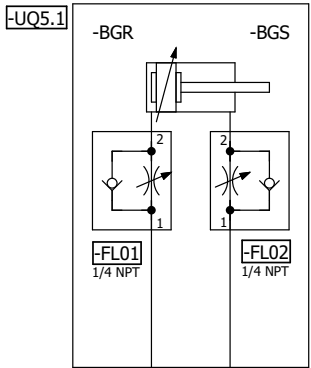


=V1WR1UQ52
-UQ4-QN4.1
Common
Clamps 2 (SET)

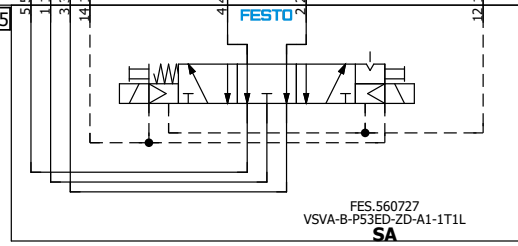
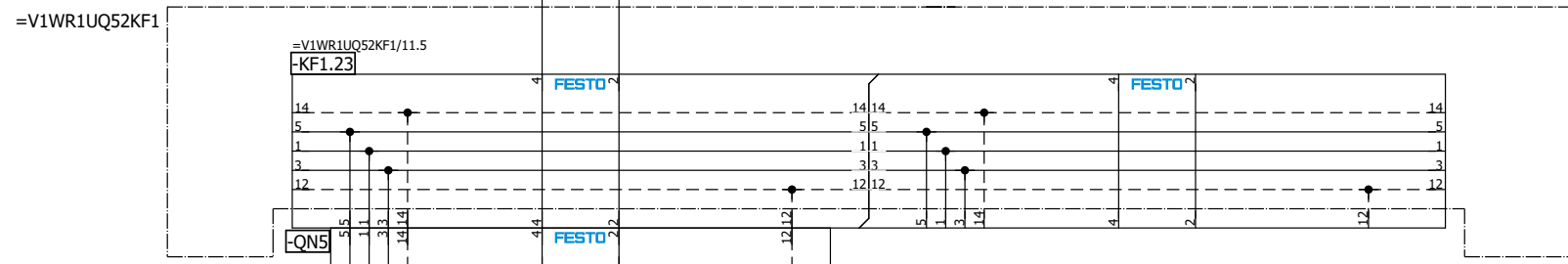
=V1WR1UQ52
-UQ4-QN4.2
Common
Clamps 2 (RST)

=V1WR1UQ52UQ5/1

		Date	6/20/2022	Volvo Trucks North America		Valiant TMS	Common Clamps 2	Drawing name:		= V1WR1UQ52UQ4
		Ed.	KMAFFRE	P6700 Bodyside Sub - Robot Cell 2V11				= 2V11&MFS-PNEU		+ V1WR1UQ52
		Appr		Replacement of		C-PLAN	Scale 1:1	Document type:		MFS
Modification	Date	Name	Original	Replaced by				Project nr:		22-16149
										85



3/8" BU 3/8" BU



=V1WR1UQ52
-UQ5-QN5.1
L320 Model
Clamps (SET)

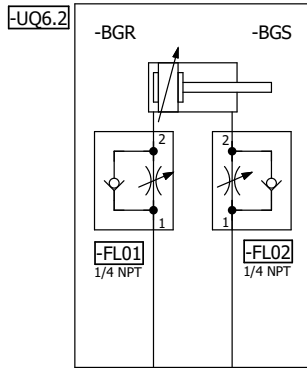
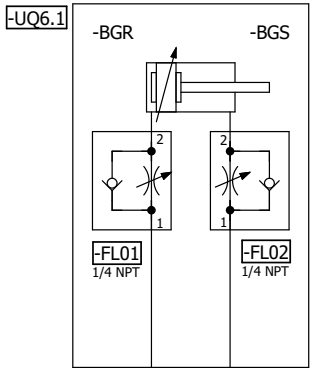
=V1WR1UQ52
-UQ5-QN5.2
L320 Model
Clamps (RST)

=V1WR1UQ52UQ4/1

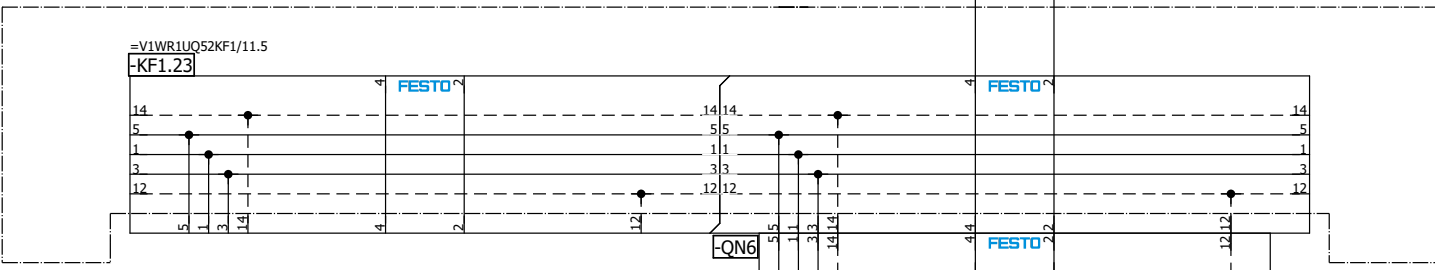
=V1WR1UQ52UQ6/1

Date	6/20/2022	Volvo Trucks North America	Valiant TMS	L320 Model Clamps	Drawing name:	= 2V11&MFS-PNEU	= V1WR1UQ52UQ5
Ed.	KMAFFRE				Document type:	MFS	+ V1WR1UQ52
Appr		P6700 Bodyside Sub - Robot Cell 2V11			Project nr:	22-16149	Page
Modification	Date	Name	Original	Replacement of	Replaced by		1
							85

Scale 1:1



=V1WR1UQ52KF1



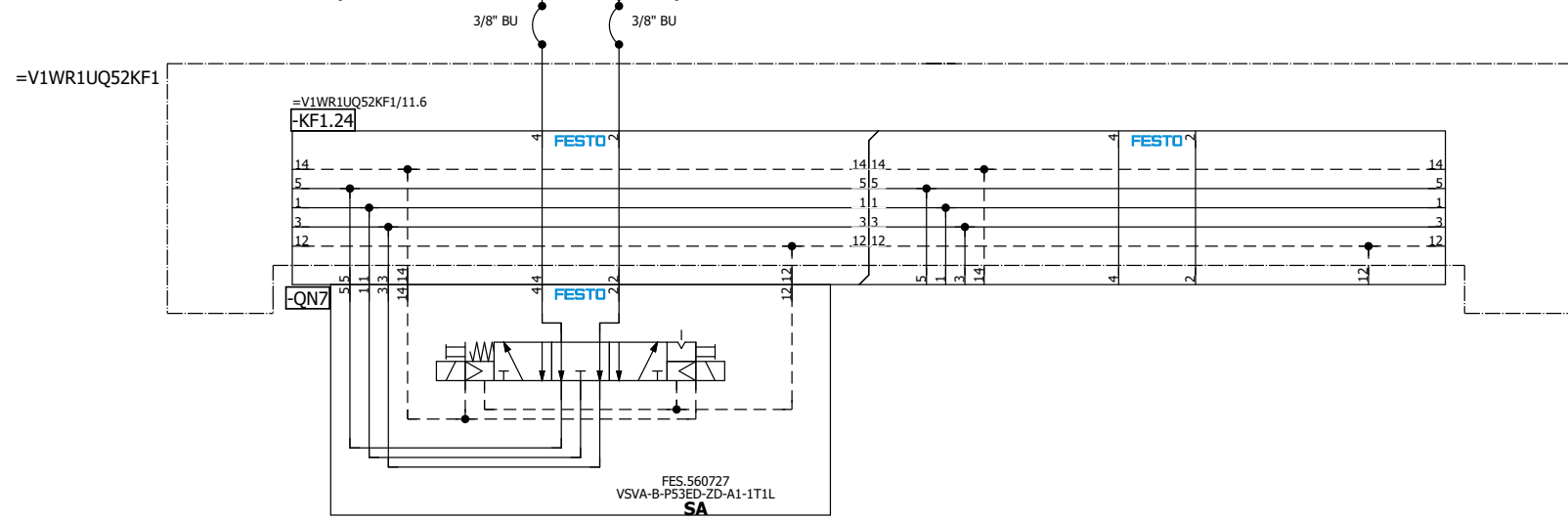
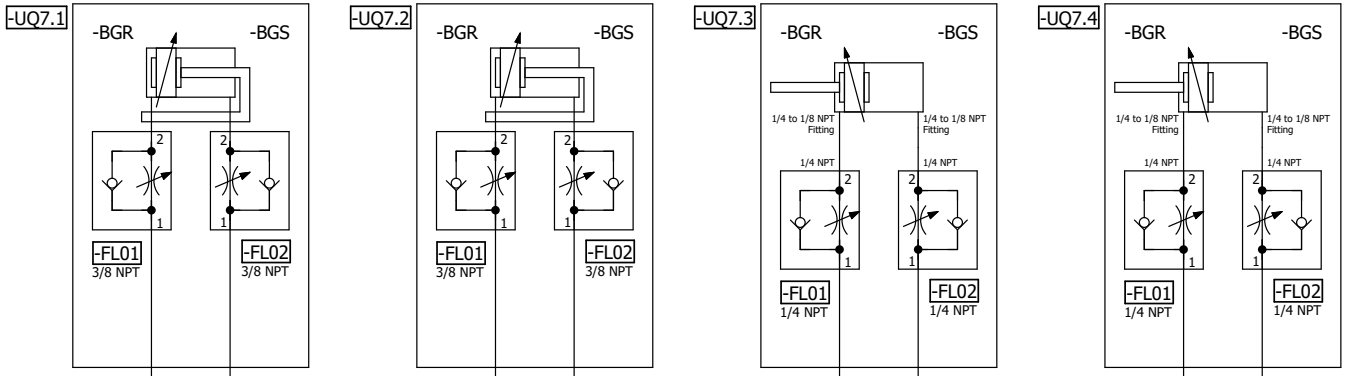
=V1WR1UQ52
-UQ6-QN6.1
L290 Model
Clamps (SET)

=V1WR1UQ52
-UQ6-QN6.2
L290 Model
Clamps (RST)

FES.560727
VSVA-B-P53ED-ZD-A1-1T1L
SA

=V1WR1UQ52UQ7/1

		Date	6/20/2022	Volvo Trucks North America		Valiant TMS	L290 Model Clamps	Drawing name:		= V1WR1UQ52UQ6	
		Ed.	KMAFFRE	P6700 Bodyside Sub - Robot Cell 2V11				= 2V11&MFS-PNEU		+ V1WR1UQ52	
		Appr		Replacement of		C-PLAN	Scale 1:1	Document type:		MFS	
Modification	Date	Name	Original	Replaced by				Project nr:		22-16149	
										Page	1
											85

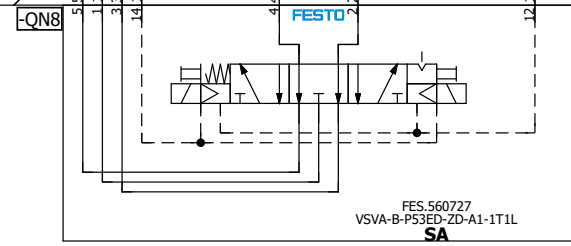
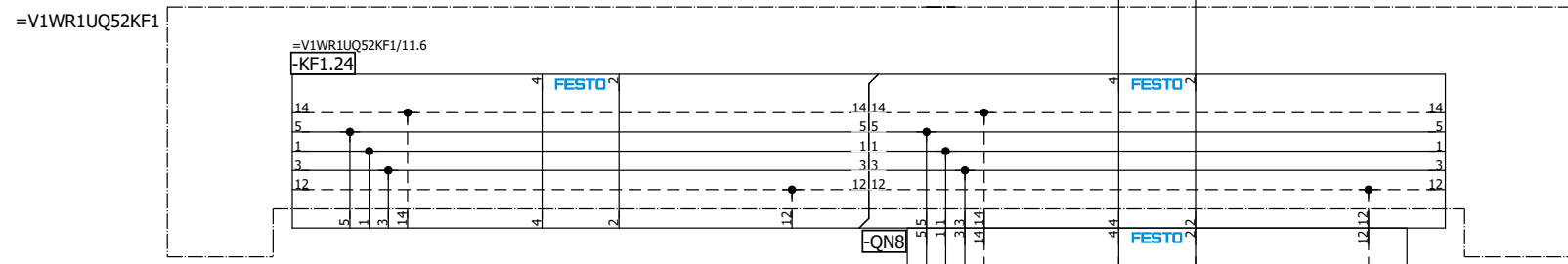
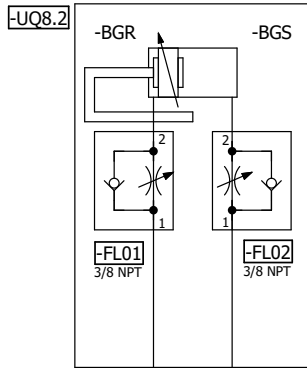
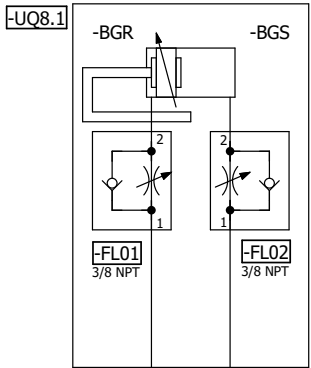


=V1WR1UQ52
-UQ7-QN7.1
Common
Shot Pins (SET)

=V1WR1UQ52
-UQ7-QN7.2
Common
Shot Pins (RST)

=V1WR1UQ52UQ6/1 =V1WR1UQ52UQ8/1

Date	6/20/2022	Volvo Trucks North America	Valiant TMS	Common Shot Pins	Drawing name:	= V1WR1UQ52UQ7
Ed.	KMAFFRE				= 2V11&MFS-PNEU	+ V1WR1UQ52
Appr		P6700 Bodyside Sub - Robot Cell 2V11			Document type:	Project nr:
Original		Replacement of	Replaced by		MFS	22-16149
Modification	Date	Name			Scale 1:1	Page 1
						85

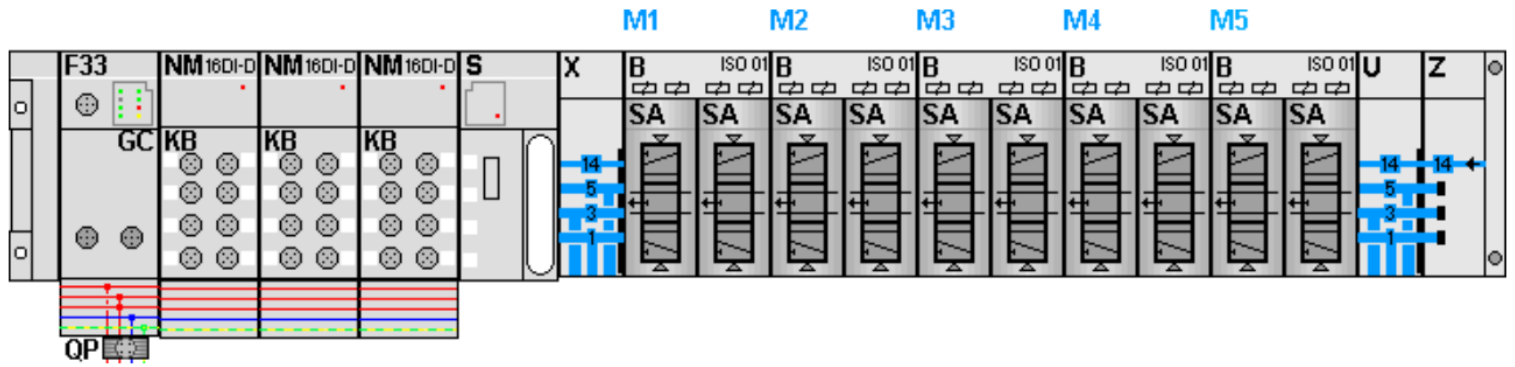


**=V1WR1UQ52
-UQ8-QN8.1
L290 Model Shot
Pins 2 (SET)**

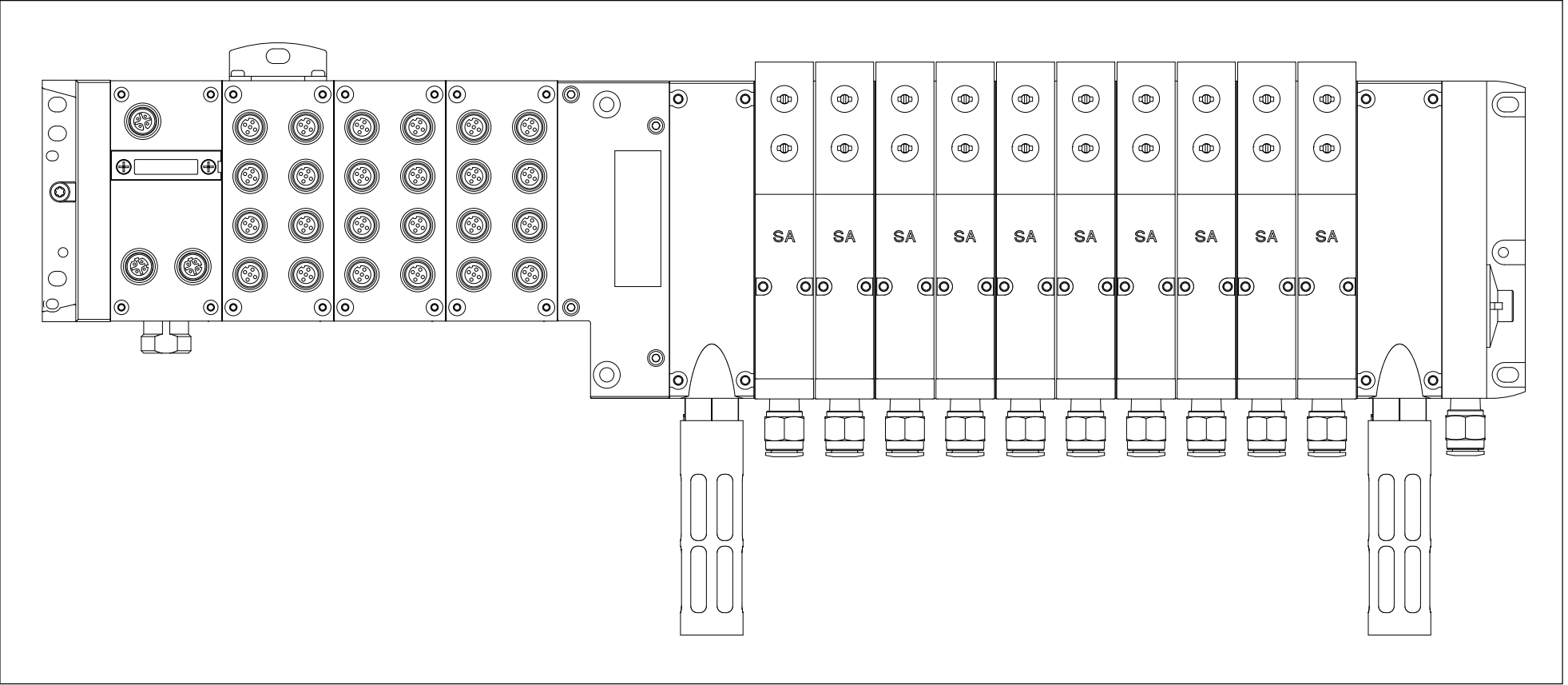
**=V1WR1UQ52
-UQ8-QN8.2
L290 Model Shot
Pins 2 (RST)**

=V1WR1UQ53KF1+.WR1UQ53/5

		Date	6/20/2022	Volvo Trucks North America		Valiant TMS	L290 Model Shot Pins 2	Drawing name:		= V1WR1UQ52UQ8	
		Ed.	KMAFFRE	P6700 Bodyside Sub - Robot Cell 2V11				= 2V11&MFS-PNEU		+ V1WR1UQ52	
Modification	Date	Name	Original	Replacement of	Replaced by			Document type:	Project nr:	Page	
								MFS	22-16149	1	
								Scale 1:1			85

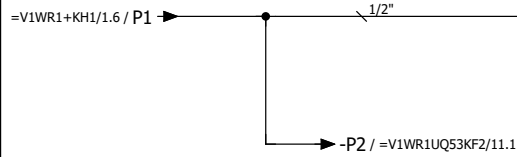
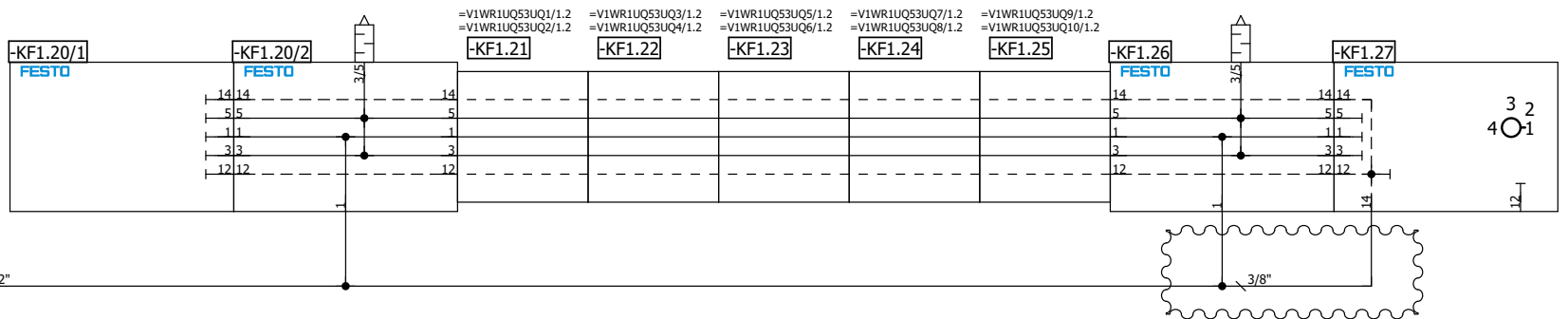
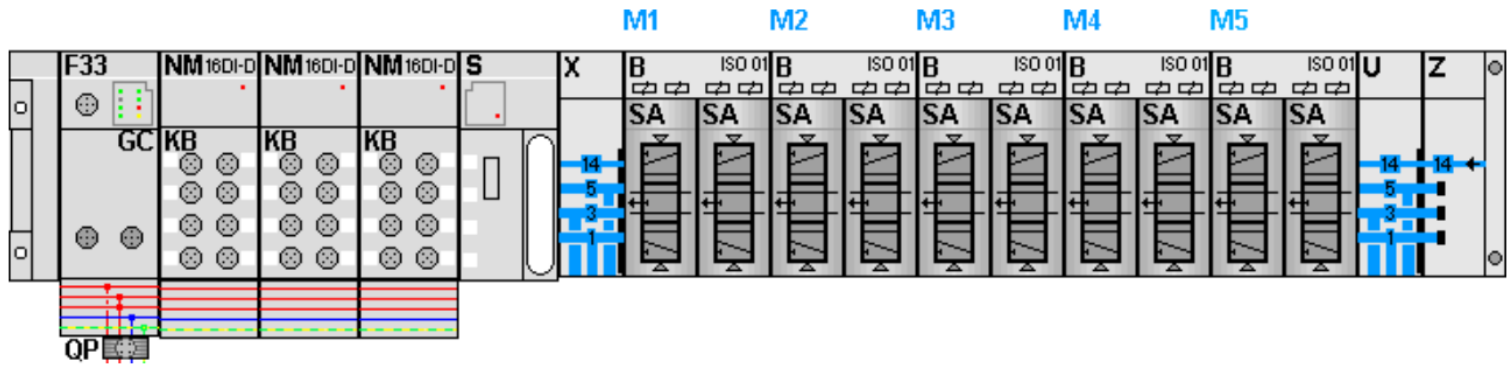


KF1.0



=V1WR1UQ52UQ8+.WR1UQ52/1

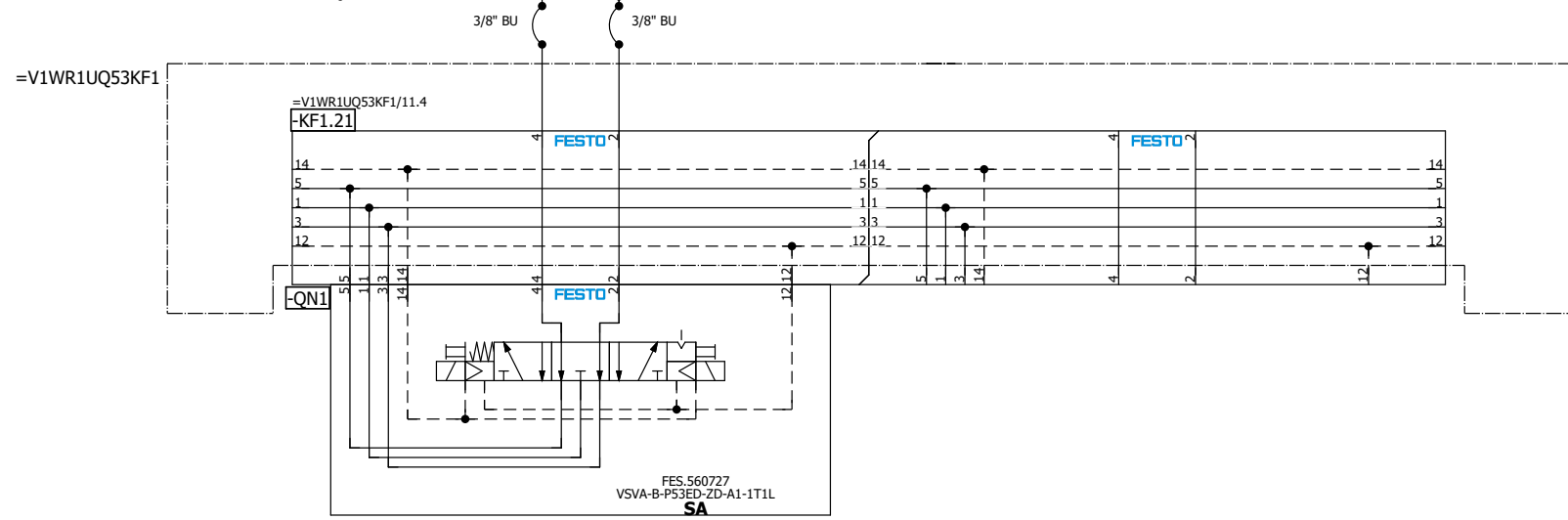
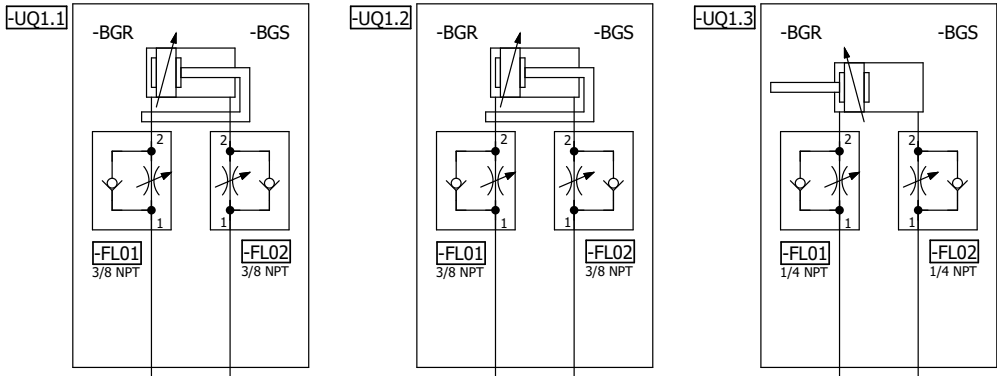
Date		6/20/2022		Volvo Trucks North America		Valiant TMS		AIR SUPPLY CONFIGURATION		Drawing name:		= V1WR1UQ53KF1	
Ed.		KMAFFRE		P6700 Bodyside Sub - Robot Cell 2V11		C-PLAN				Document type:		= 2V11&MFS-PNEU + V1WR1UQ53	
Appr				Replacement of		Replaced by		Scale 1:1		Project nr:		22-16149	
Modification		Date		Name		Original				Document type:		MFS	
										Page		5	
										Page		85	



5

=V1WR1UQ53UQ1/1

Date		8/4/2022	Volvo Trucks North America		Valiant TMS	AIR SUPPLY	Drawing name:		= 2V11&MFS-PNEU	= V1WR1UQ53KF1	
Ed.		KMAFFRE	P6700 Bodyside Sub - Robot Cell 2V11				Document type:		MFS	Project nr:	
Appr			Replacement of		Replaced by		Scale 1:1		Page		11
Modification		Date	Name	Original			Document type:		Page		85

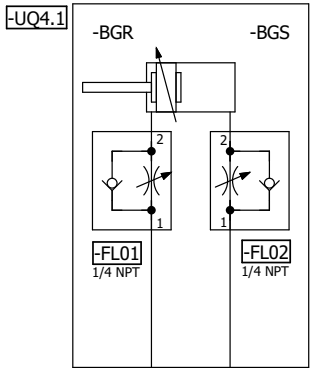


=V1WR1UQ53
-UQ1-QN1.1
Daycab Model
Shot Pins (SET)

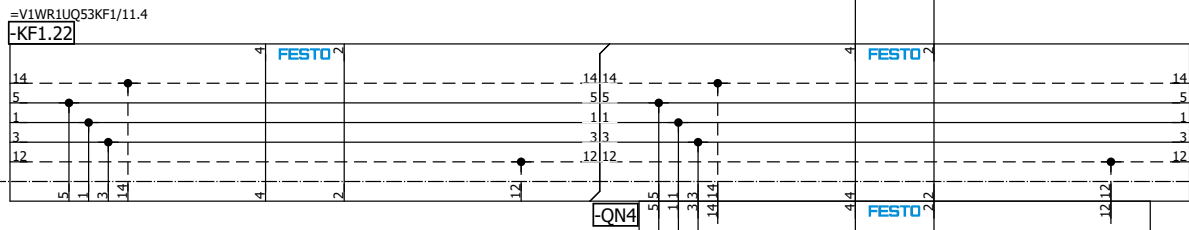
=V1WR1UQ53
-UQ1-QN1.2
Daycab Model
Shot Pins (RST)

=V1WR1UQ53UQ2/1

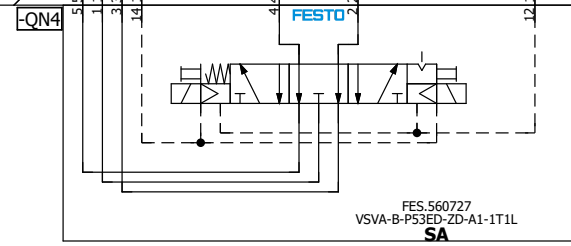
		Date	6/20/2022	Volvo Trucks North America		Valiant TMS		Daycab Model Shot Pins		Drawing name: =2V11&MFS-PNEU		= V1WR1UQ53UQ1 + V1WR1UQ53	
		Ed.	KMAFFRE	P6700 Bodyside Sub - Robot Cell 2V11		C-PLAN		Document type: MFS		Project nr: 22-16149		Page 1	
Modification	Date	Name	Original	Replacement of	Replaced by	Scale 1:1						Page 85	



=V1WR1UQ53KF1



3/8" BU

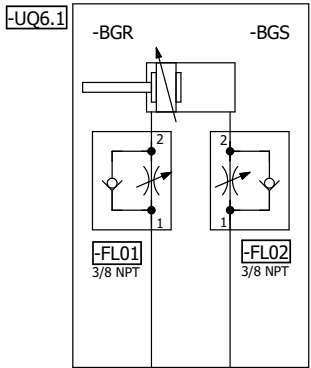


=V1WR1UQ53
-UQ4-QN4.1
Daycab Model
Clamp 3 (SET)

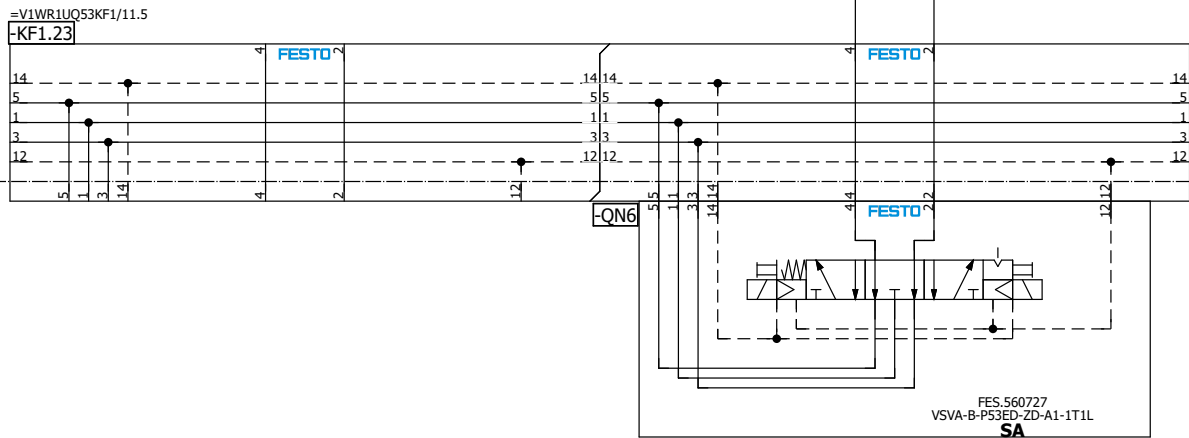
=V1WR1UQ53
-UQ4-QN4.2
Daycab Model
Clamp 3 (RST)

=V1WR1UQ53UQ5/1

			Date	6/20/2022	Volvo Trucks North America	Valiant TMS	Daycab Model Clamp 3	Drawing name:	= 2V11&MFS-PNEU	= V1WR1UQ53UQ4	
			Ed.	KMAFFRE					Document type:	MFS	+ V1WR1UQ53
			Appr		P6700 Bodyside Sub - Robot Cell 2V11	C-PLAN	Scale 1:1	Project nr:	22-16149	Page	1
Modification	Date	Name	Original		Replacement of			Replaced by			



=V1WR1UQ53KF1

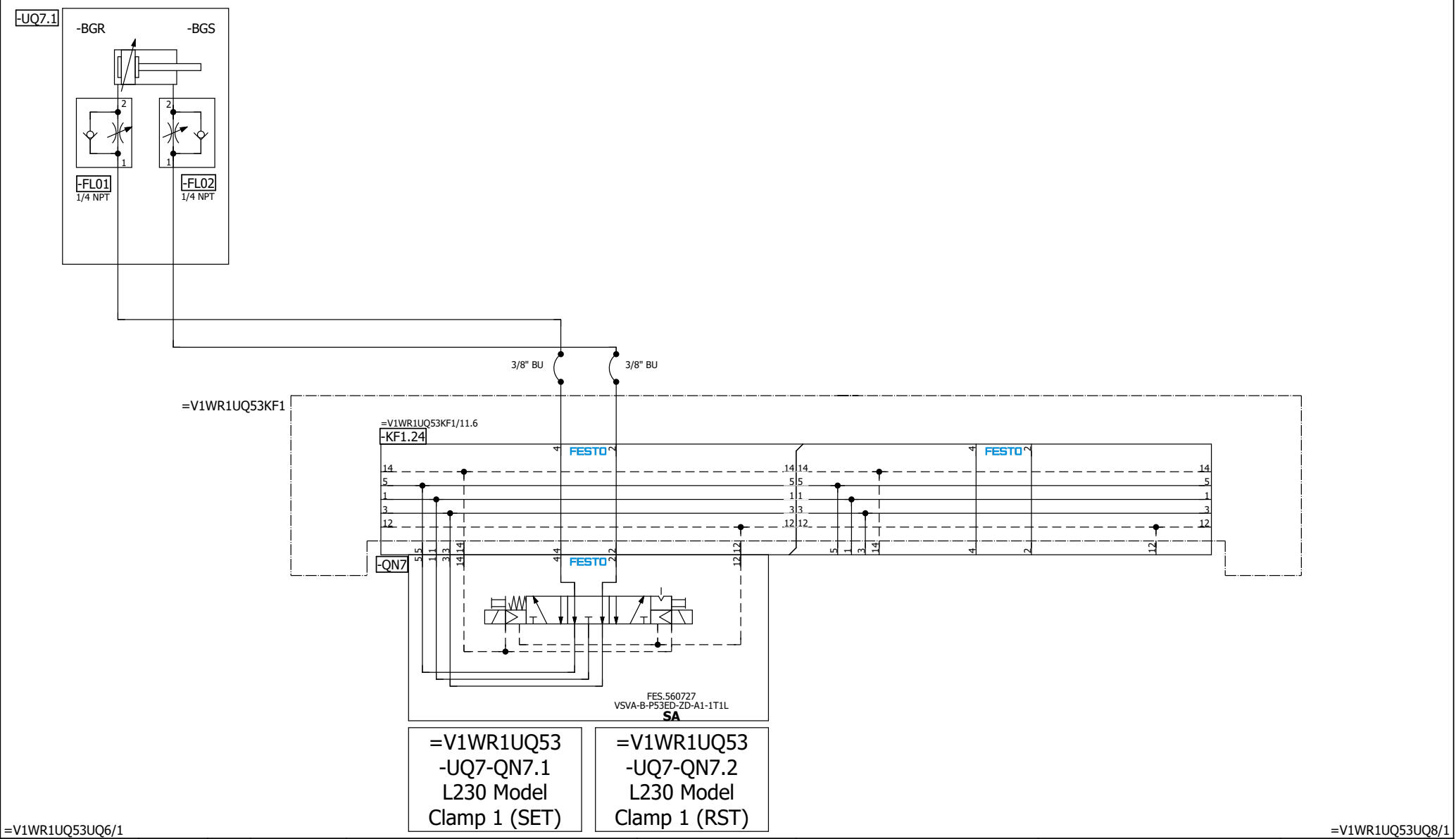


=V1WR1UQ53
-UQ6-QN6.1
L230/290/320
Shot Pin 1 (SET)

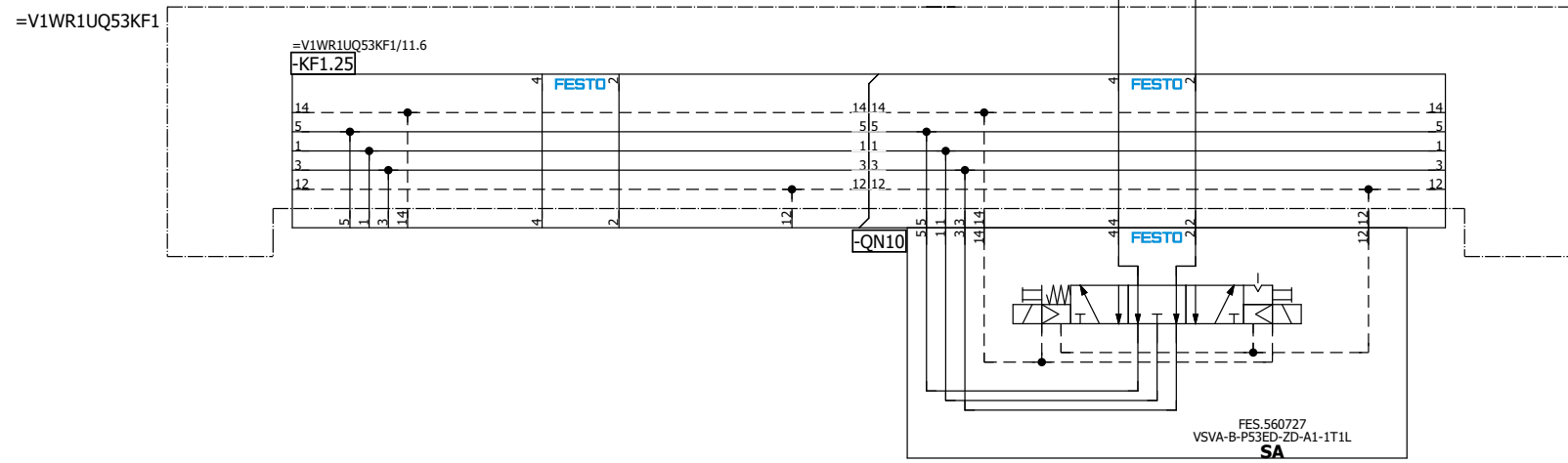
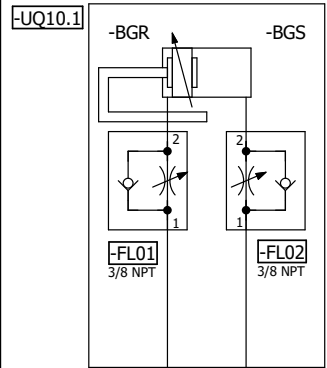
=V1WR1UQ53
-UQ6-QN6.2
L230/290/320
Shot Pin 1 (RST)

=V1WR1UQ53UQ7/1

			Date	6/20/2022	Volvo Trucks North America	Valiant TMS	L230/290/320 Model Shot Pin 1	Drawing name:	= 2V11&MFS-PNEU	= V1WR1UQ53UQ6	
			Ed.	KMAFFRE				Document type:	MFS	+ V1WR1UQ53	
			Appr		P6700 Bodyside Sub - Robot Cell 2V11			Project nr:	22-16149	Page	1
Modification	Date	Name	Original		Replacement of	Replaced by		Scale	1:1		85



=V1WR1UQ53UQ6/1			Date	6/20/2022	Volvo Trucks North America	Valiant TMS	L230 Model Clamp 1	Drawing name:	= 2V11&MFS-PNEU	= V1WR1UQ53UQ7
			Ed.	KMAFFRE				Document type:	MFS	+ V1WR1UQ53
			Appr		P6700 Bodyside Sub - Robot Cell 2V11			Project nr:	22-16149	Page
Modification	Date	Name	Original		Replacement of	Replaced by		Scale 1:1		1
										85



=V1WR1UQ53
-UQ10-QN10.1
L290 Model
Shot Pin 1 (SET)

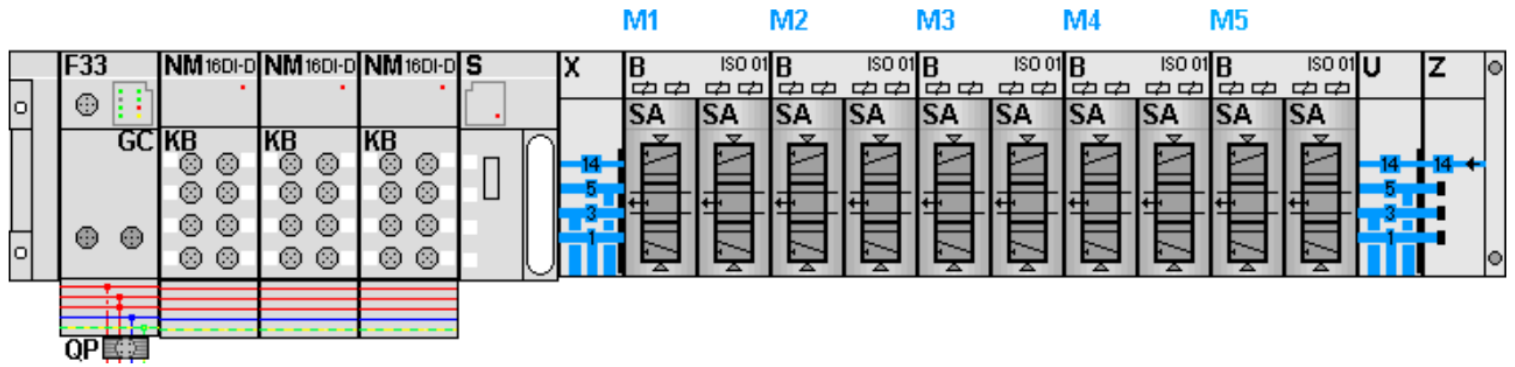
=V1WR1UQ53
-UQ10-QN10.2
L290 Model
Shot Pin 1 (RST)

=V1WR1UQ53UQ9/1

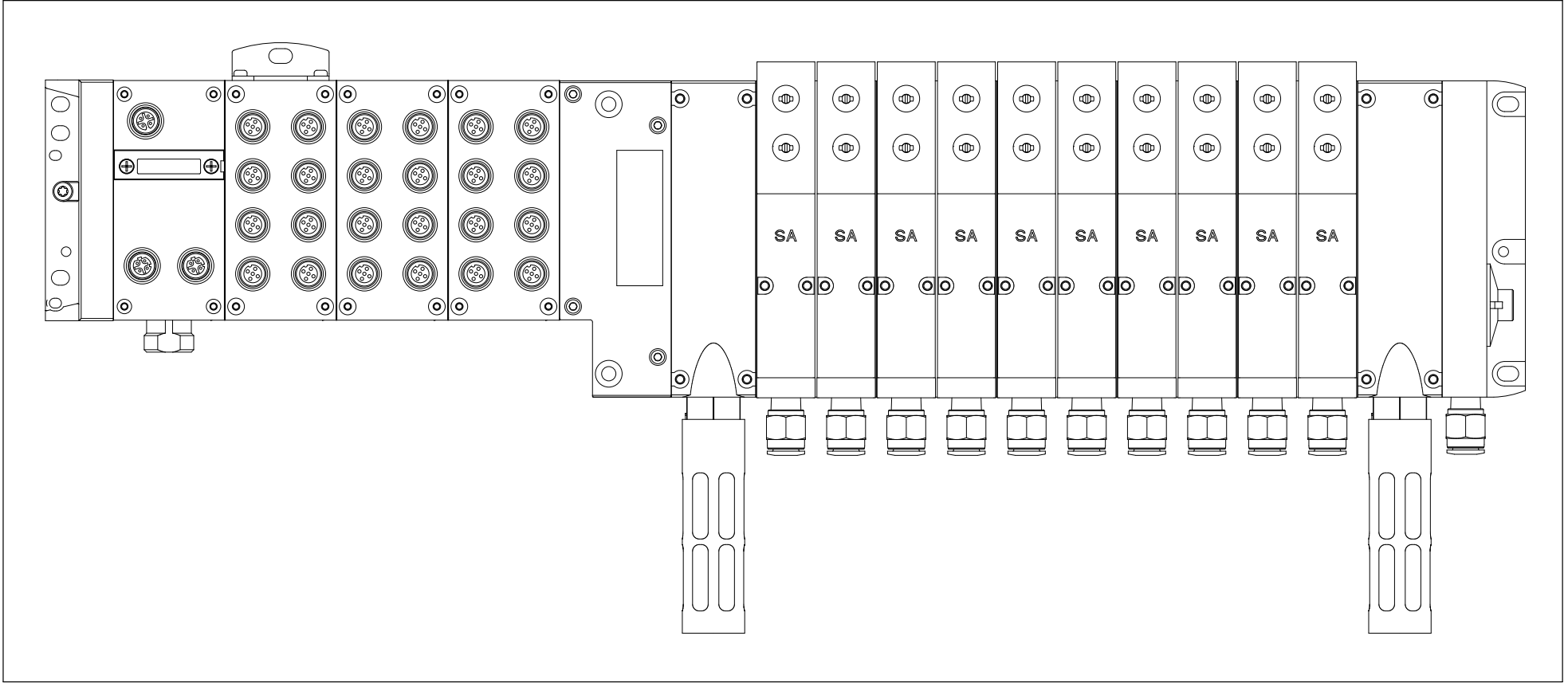
=V1WR1UQ53KF2/5

Date	6/20/2022	Volvo Trucks North America	Valiant TMS	L290 Model Shot Pin 1	Drawing name: = 2V11&MFS-PNEU	= V1WR1UQ53UQ10 + V1WR1UQ53
Ed.	KMAFFRE				Document type: MFS	
Appr		P6700 Bodyside Sub - Robot Cell 2V11			Project nr: 22-16149	Page 1
Modification	Date	Name	Original	Replacement of	Replaced by	85

Scale 1:1



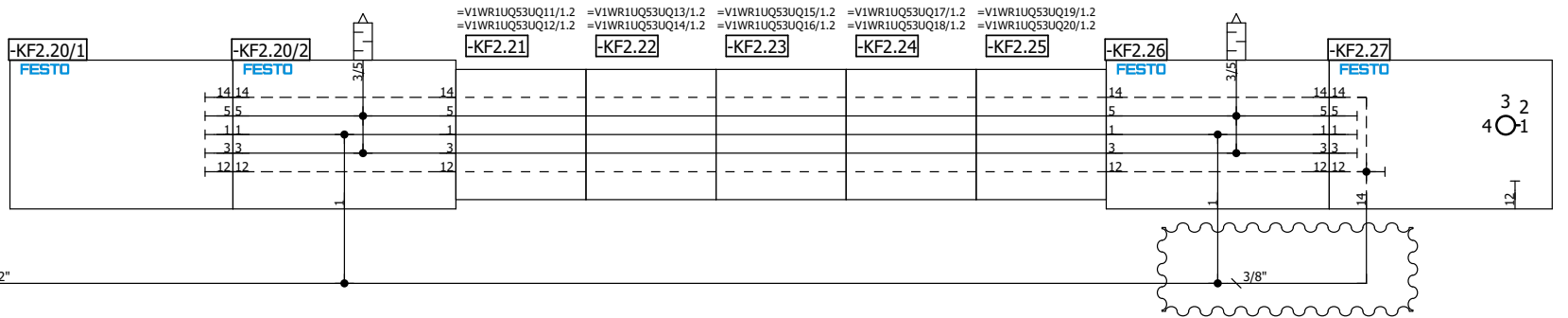
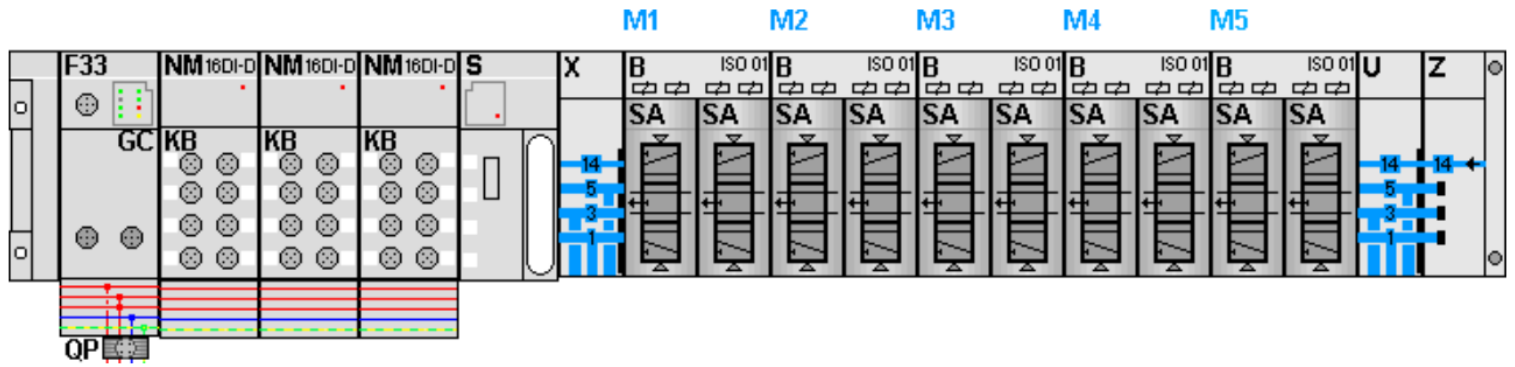
KF2.0



=V1WR1UQ53UQ10/1

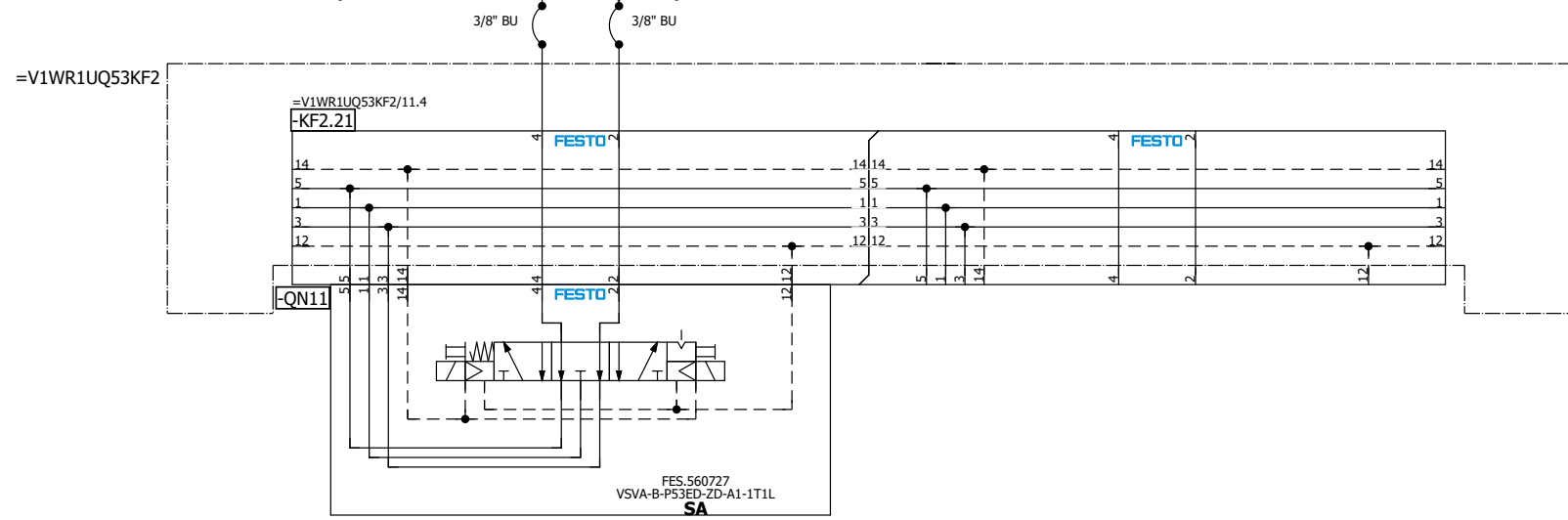
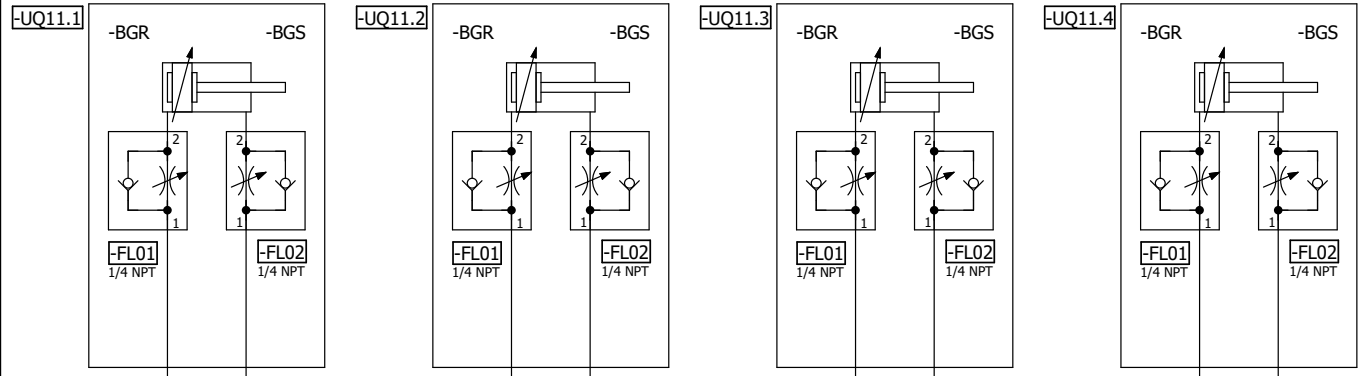
		Date	6/20/2022	Volvo Trucks North America		Valiant TMS	AIR SUPPLY CONFIGURATION	Drawing name:		= V1WR1UQ53KF2			
		Ed.	KMAFFRE	P6700 Bodyside Sub - Robot Cell 2V11				= 2V11&MFS-PNEU		+ V1WR1UQ53			
		Appr		Replacement of		Replaced by	Scale 1:1	Document type:	MFS	Project nr:	22-16149	Page	5
Modification	Date	Name	Original										85





=V1WR1UQ53UQ11/1

Date		8/4/2022		Volvo Trucks North America		Valiant TMS		AIR SUPPLY		Drawing name:		= 2V11&MFS-PNEU		= V1WR1UQ53KF2	
Ed.		KMAFFRE		P6700 Bodyside Sub - Robot Cell 2V11		C-PLAN				Document type:		MFS		+ V1WR1UQ53	
Appr				Replacement of		Replaced by		Scale 1:1		Project nr:		22-16149		Page 11	
Modification		Date		Name		Original								85	

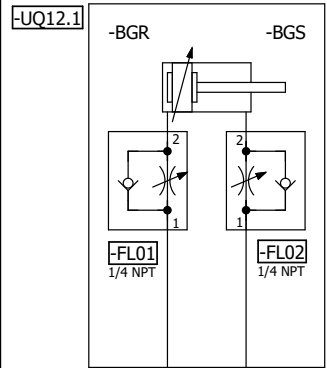


=V1WR1UQ53
-UQ11-QN11.1
L230/290/320
Clamps 2 (SET)

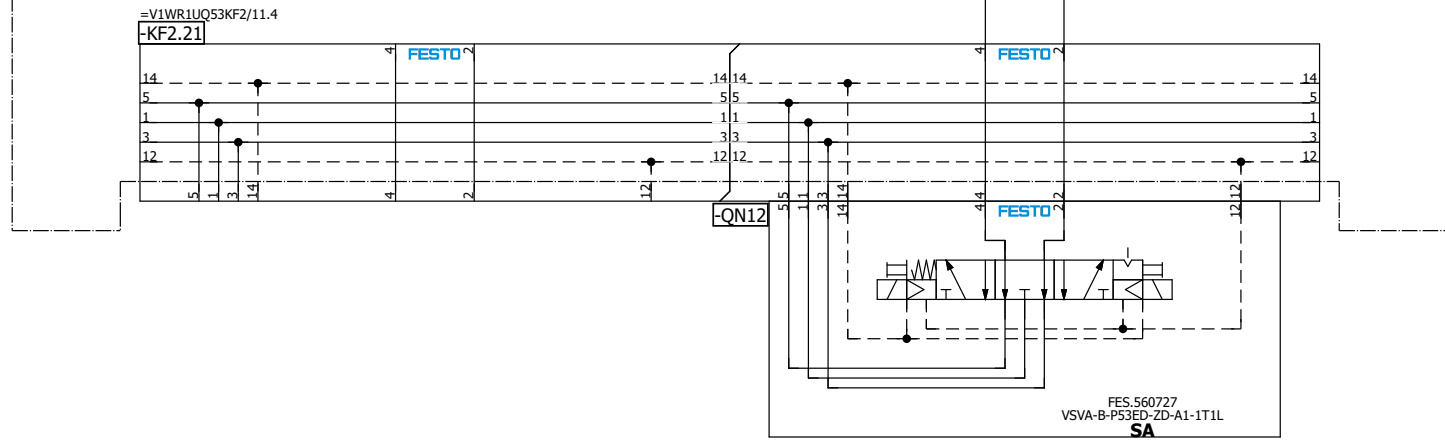
=V1WR1UQ53
-UQ11-QN11.2
L230/290/320
Clamps 2 (RST)

=V1WR1UQ53KF2/11 =V1WR1UQ53UQ12/1

Date	6/20/2022	Volvo Trucks North America	Valiant TMS	L230/290/320 Model Clamps 2	Drawing name:	=V1WR1UQ53UQ11
Ed.	KMAFFRE				=2V11&MFS-PNEU	+ V1WR1UQ53
Appr		P6700 Bodyside Sub - Robot Cell 2V11			Document type:	Project nr:
Original		Replacement of	Replaced by		MFS	22-16149
Modification	Date	Name			Scale 1:1	Page 1
						85



=V1WR1UQ53KF2



=V1WR1UQ53
-UQ12-QN12.1
L230/290/320
Clamp 3 (SET)

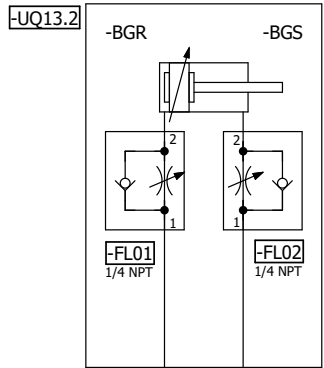
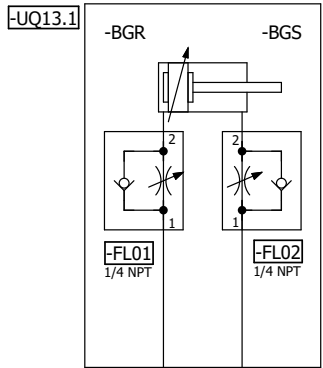
=V1WR1UQ53
-UQ12-QN12.2
L230/290/320
Clamp 3 (RST)

=V1WR1UQ53UQ13/1

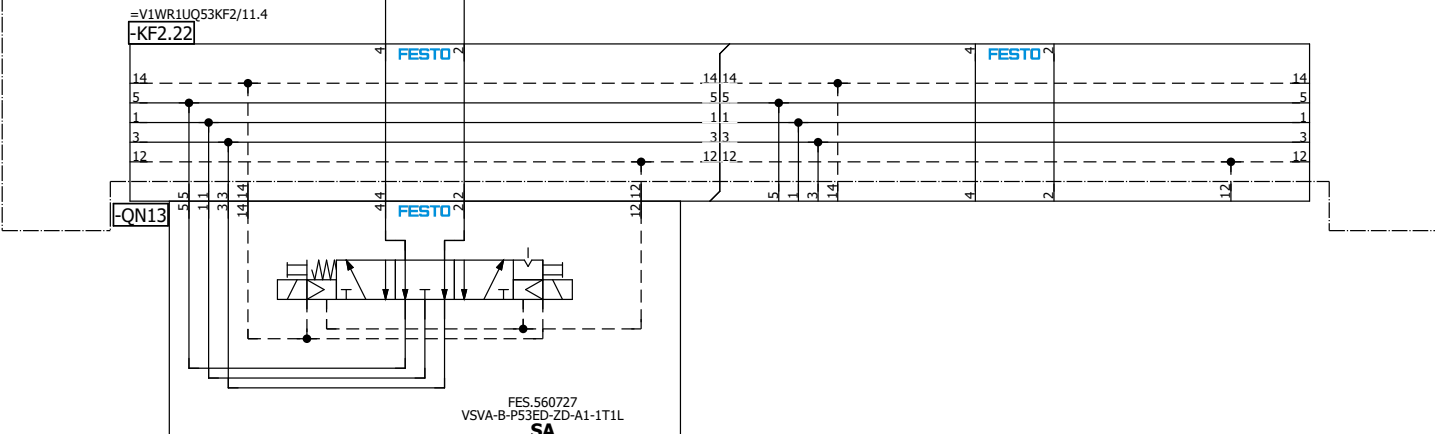
=V1WR1UQ53UQ11/1

Date	6/20/2022	Volvo Trucks North America	Valiant TMS	L230/290/320 Model Clamp 3	Drawing name:	= V1WR1UQ53UQ12
Ed.	KMAFFRE				=	2V11&MFS-PNEU
Appr		P6700 Bodyside Sub - Robot Cell 2V11			Document type:	MFS
Original		Replacement of	Replaced by		Project nr:	22-16149
Modification	Date	Name	Original		Page	1
						85

Scale 1:1



=V1WR1UQ53KF2



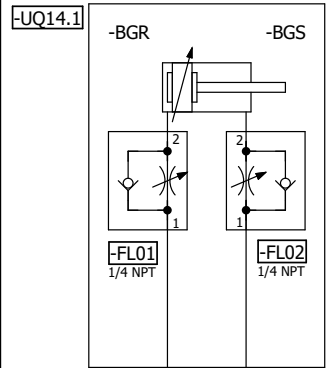
=V1WR1UQ53
-UQ13-QN13.1
L230/290/320
Clamps 4 (SET)

=V1WR1UQ53
-UQ13-QN13.2
L230/290/320
Clamps 4 (RST)

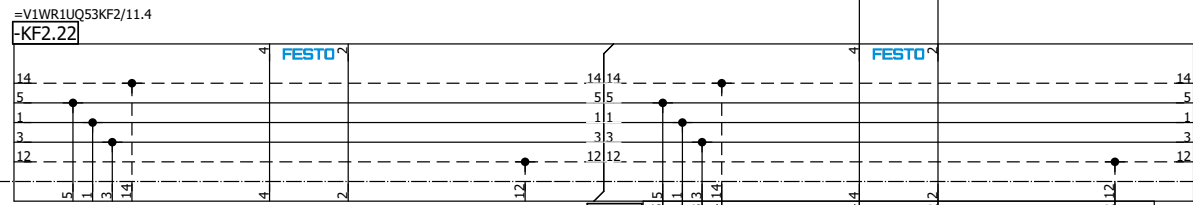
=V1WR1UQ53UQ12/1

=V1WR1UQ53UQ14/1

Date	6/20/2022	Volvo Trucks North America	Valiant TMS	L230/290/320 Model Clamps 4	Drawing name:	=V1WR1UQ53UQ13
Ed.	KMAFFRE				=2V11&MFS-PNEU	+ V1WR1UQ53
Appr		P6700 Bodyside Sub - Robot Cell 2V11			Document type:	Project nr:
Original		Replacement of	Replaced by		MFS	22-16149
Modification	Date	Name	Original			Page
					Scale 1:1	1
						85



=V1WR1UQ53KF2



3/8" BU

FES 560727
VSVA-B-P53ED-ZD-A1-1T1L
SA

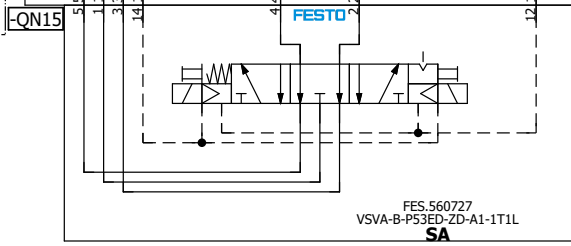
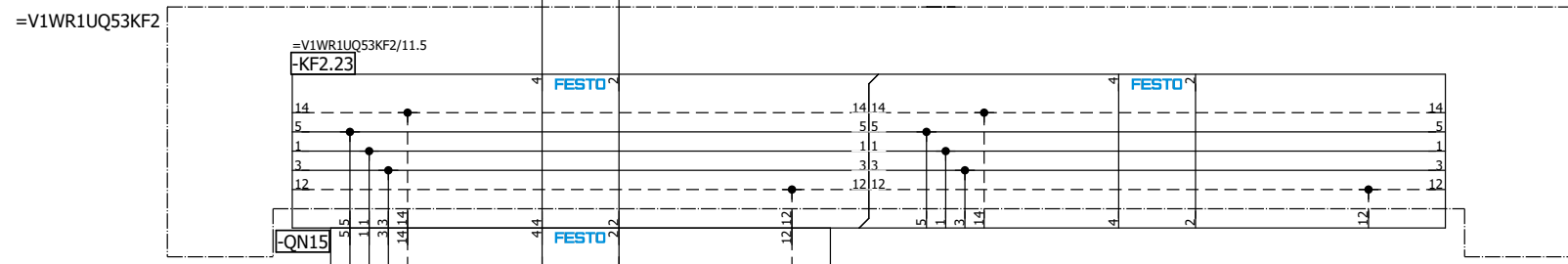

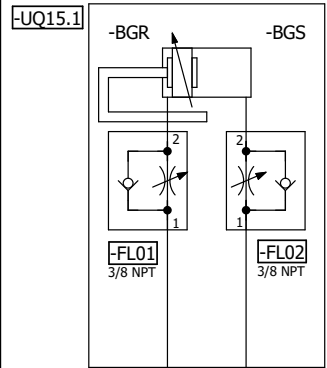
=V1WR1UQ53
-UQ14-QN14.1
L230 Model
Clamp 2 (SET)

=V1WR1UQ53
-UQ14-QN14.2
L230 Model
Clamp 2 (RST)

=V1WR1UQ53UQ15/1

=V1WR1UQ53UQ13/1

Date	6/20/2022	Volvo Trucks North America	Valiant TMS	L230 Model Clamp 2	Drawing name:	= V1WR1UQ53UQ14
Ed.	KMAFFRE				= 2V11&MFS-PNEU	+ V1WR1UQ53
Appr		P6700 Bodyside Sub - Robot Cell 2V11			Document type:	Project nr:
Original		Replacement of	Replaced by		MFS	22-16149
Modification	Date	Name	Original	Replaced by	Scale 1:1	Page 1
						85



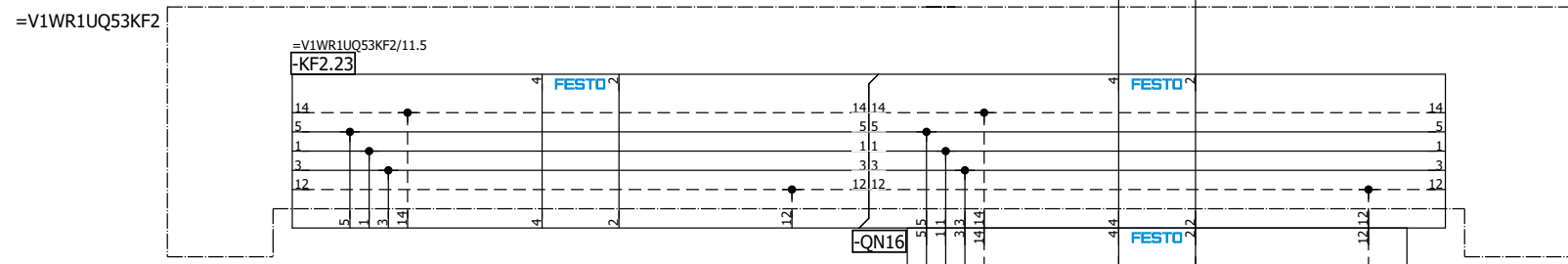
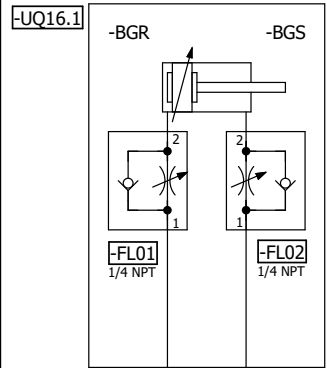
=V1WR1UQ53
-UQ15-QN15.1
L230 Model
Shot Pin 2 (SET)

=V1WR1UQ53
-UQ15-QN15.2
L230 Model
Shot Pin 2 (RST)

=V1WR1UQ53UQ14/1

=V1WR1UQ53UQ16/1

Date	6/20/2022	Volvo Trucks North America	Valiant TMS	L230 Model Shot Pin 2	Drawing name:	=V1WR1UQ53UQ15
Ed.	KMAFFRE				=2V11&MFS-PNEU	+ V1WR1UQ53
Appr		P6700 Bodyside Sub - Robot Cell 2V11			Document type:	Project nr:
Original		Replacement of	Replaced by		MFS	22-16149
Modification	Date	Name	Original		Scale 1:1	Page 1
						85



=V1WR1UQ53
-UQ16-QN16.1
L290 Model
Clamp 2 (SET)

=V1WR1UQ53
-UQ16-QN16.2
L290 Model
Clamp 2 (RST)

=V1WR1UQ53UQ15/1

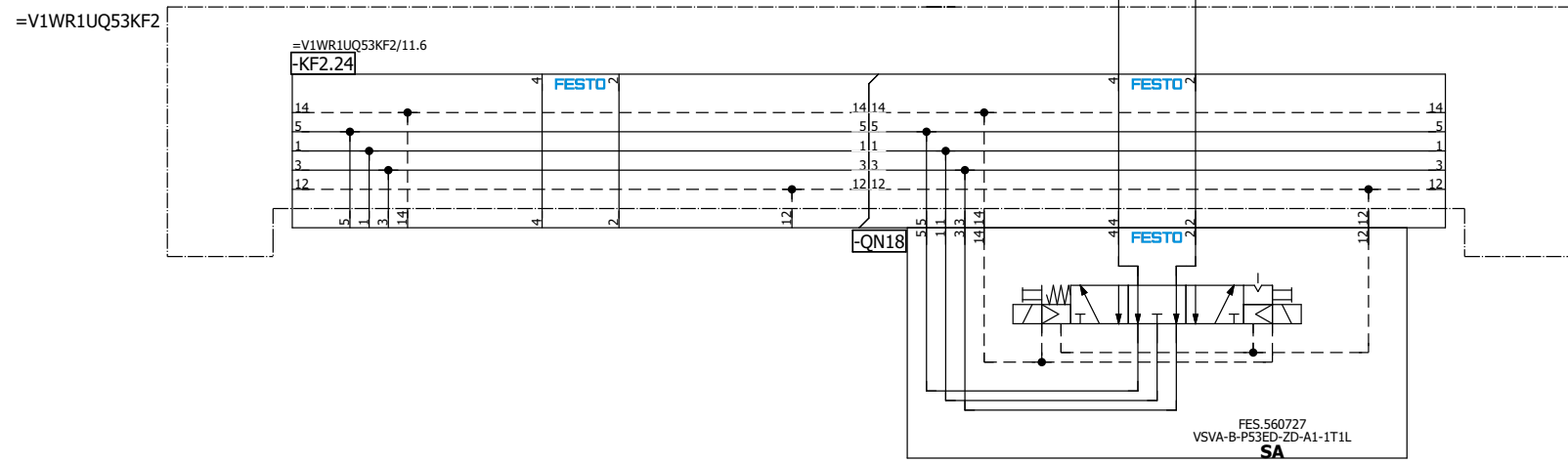
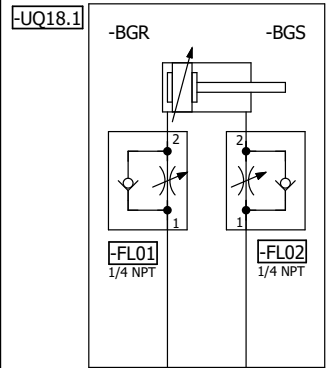
=V1WR1UQ53UQ17/1

Date	6/20/2022	Volvo Trucks North America	Valiant TMS	L290 Model Clamp 2	Drawing name: = 2V11&MFS-PNEU	= V1WR1UQ53UQ16 + V1WR1UQ53
Ed.	KMAFFRE				Document type: MFS	
Appr		P6700 Bodyside Sub - Robot Cell 2V11			Project nr: 22-16149	Page 1
Modification	Date	Name	Original	Replacement of	Replaced by	85



Scale 1:1

FES 560727
VSVA-B-P53ED-ZD-A1-1T1L
SA



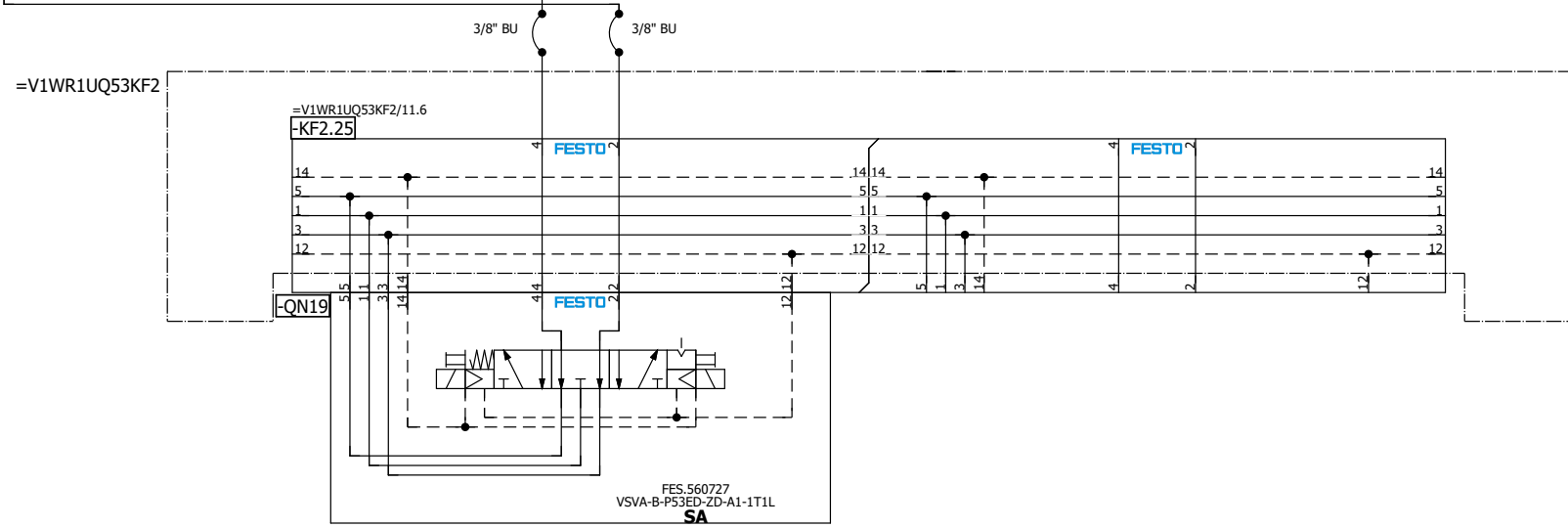
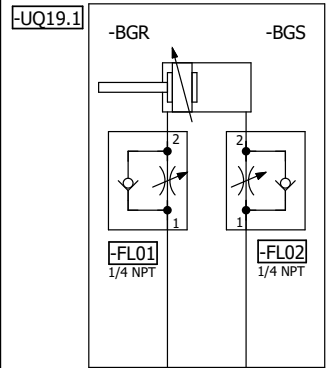
=V1WR1UQ53
-UQ18-QN18.1
L320 Model
Clamp (SET)

=V1WR1UQ53
-UQ18-QN18.2
L320 Model
Clamp (RST)

=V1WR1UQ53UQ19/1

=V1WR1UQ53UQ17/1

		Date	6/20/2022	Volvo Trucks North America			Valiant TMS			L320 Model Clamp		Drawing name: = 2V11&MFS-PNEU		= V1WR1UQ53UQ18 + V1WR1UQ53	
		Ed.	KMAFFRE	P6700 Bodyside Sub - Robot Cell 2V11			Replacement of			Replaced by		Scale 1:1		Document type: MFS	
Modification	Date	Name	Original											Page	1
															85



=V1WR1UQ53
-UQ19-QN19.1
L230/290/320
Shot Pin 2 (SET)

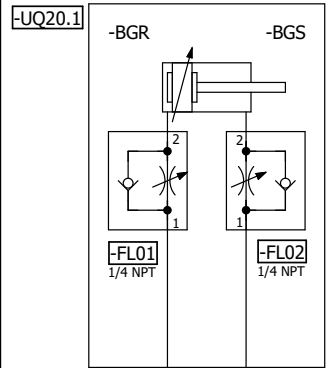
=V1WR1UQ53
-UQ19-QN19.2
L230/290/320
Shot Pin 2 (RST)

=V1WR1UQ53UQ20/1

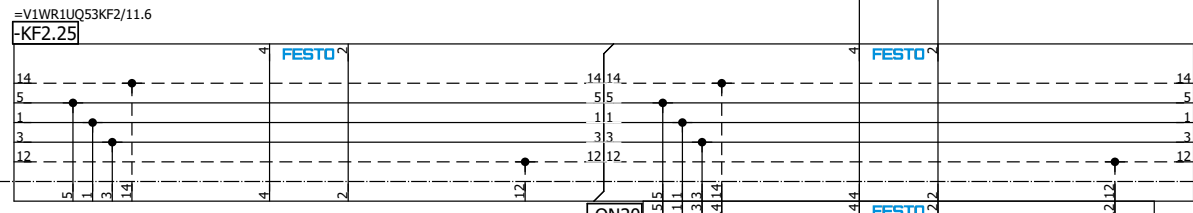
=V1WR1UQ53UQ18/1

Date	6/20/2022	Volvo Trucks North America	Valiant TMS	L230/290/320 Model Shot Pin 2	Drawing name:	= 2V11&MFS-PNEU	= V1WR1UQ53UQ19
Ed.	KMAFFRE				Document type:	MFS	+ V1WR1UQ53
Appr		P6700 Bodyside Sub - Robot Cell 2V11			Project nr:	22-16149	Page 1
Modification	Date	Name	Original	Replacement of	Replaced by		85

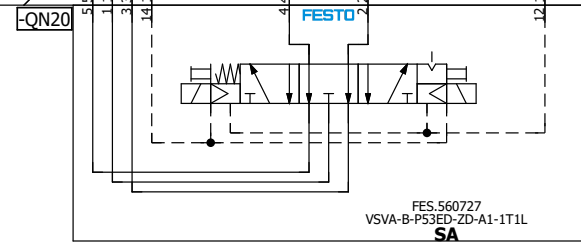
Scale 1:1



=V1WR1UQ53KF2



3/8" BU 3/8" BU



FES 560727
VSVA-B-P53ED-ZD-A1-1T1L
SA

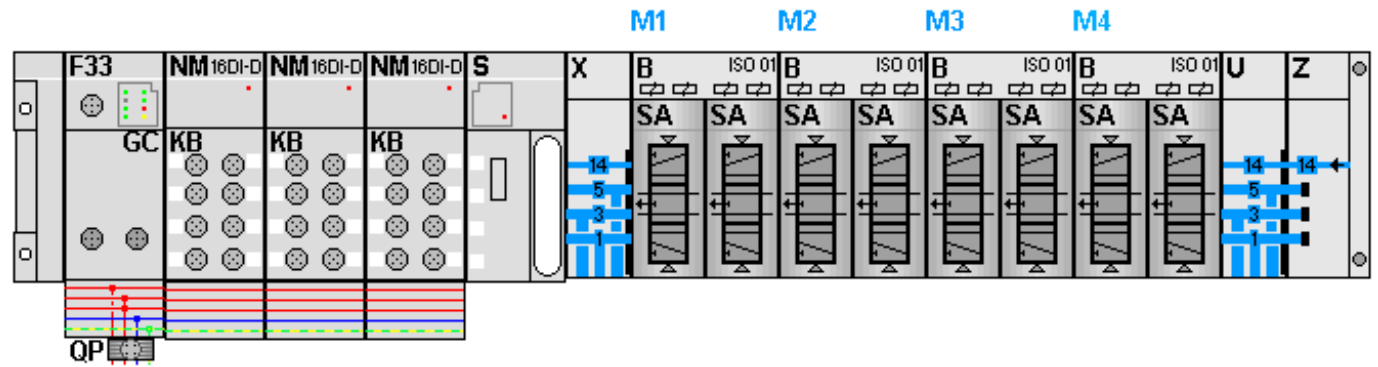
=V1WR1UQ53
-UQ20-QN20.1
L230/290/320
Clamp 5 (SET)

=V1WR1UQ53
-UQ20-QN20.2
L230/290/320
Clamp 5 (RST)

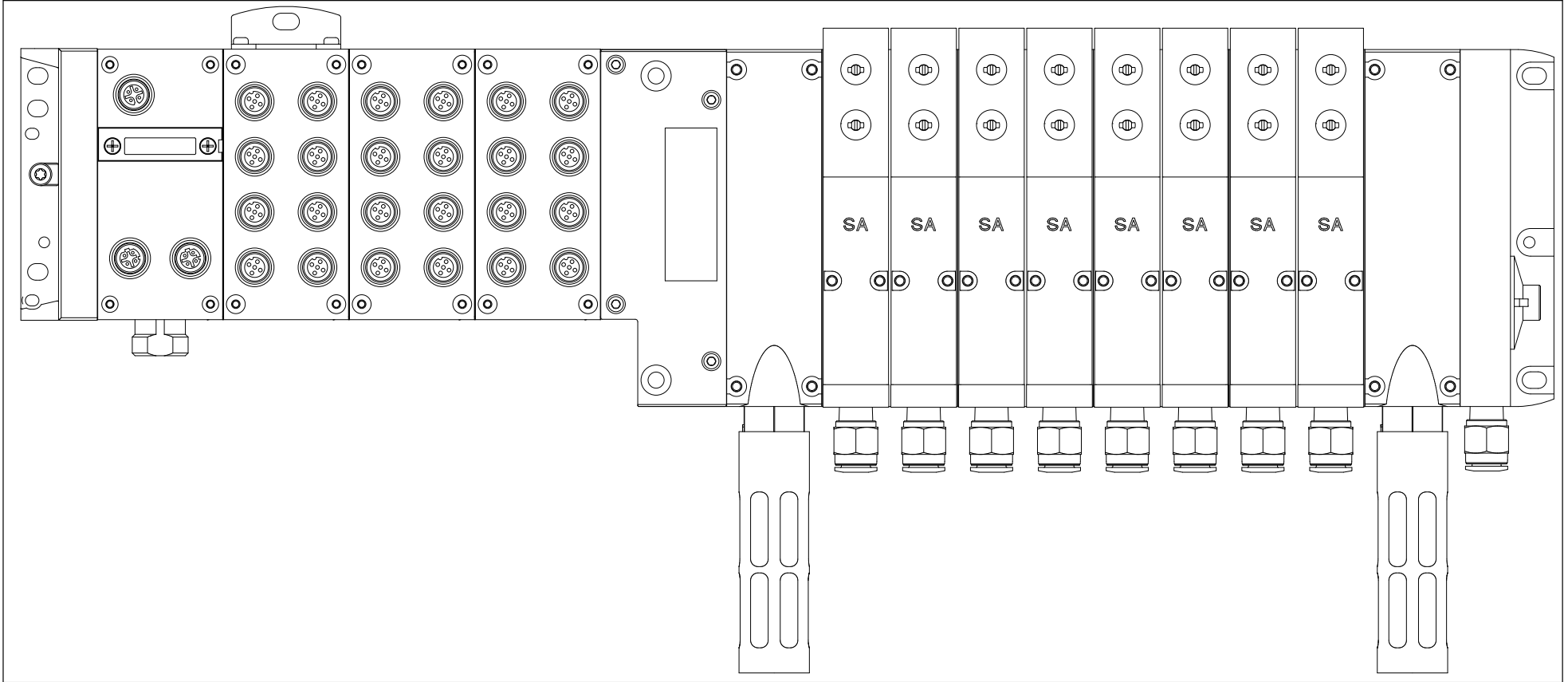
=V1WR1UQ53UQ19/1

=V1WR1UQ54KF1+.WR1UQ54/5

Date	6/20/2022	Volvo Trucks North America	Valiant TMS	L230/290/320 Model Clamp 5	Drawing name:	=V1WR1UQ53UQ20
Ed.	KMAFFRE				= 2V11&MFS-PNEU	+ V1WR1UQ53
Appr		P6700 Bodyside Sub - Robot Cell 2V11			Document type:	MFS
Original		Replacement of	Replaced by		Project nr:	22-16149
Modification	Date	Name	Original		Scale 1:1	Page 1
						85

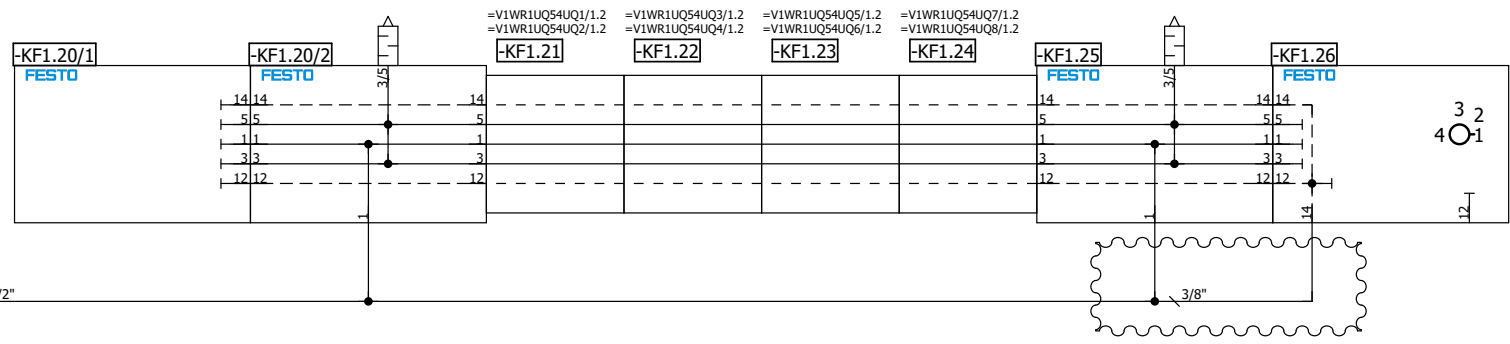
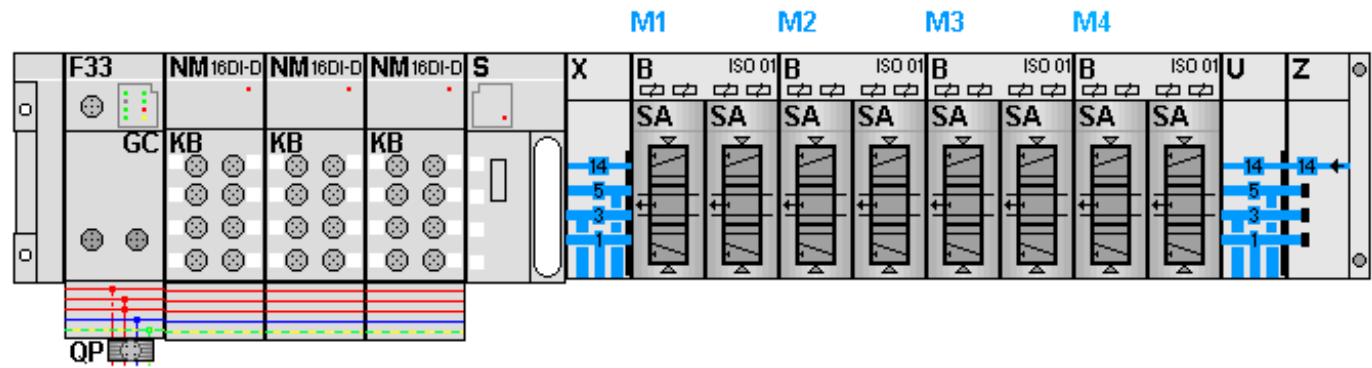


KF1.0



=V1WR1UQ53UQ20+.WR1UQ53/1

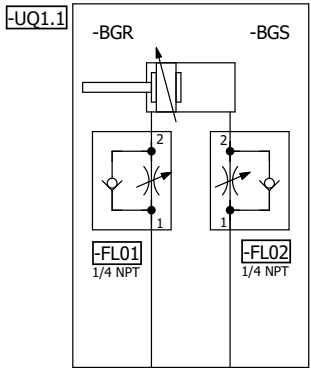
Date	6/22/2022	Volvo Trucks North America	Valiant TMS	AIR SUPPLY CONFIGURATION	Drawing name:	= 2V11&MFS-PNEU	= V1WR1UQ54KF1
Ed.	KMAFFRE				Document type:	MFS	+ V1WR1UQ54
Appr		P6700 Bodyside Sub - Robot Cell 2V11			Project nr:	22-16149	Page
Modification	Date	Name	Original	Replacement of	Replaced by	Scale 1:1	5
							85



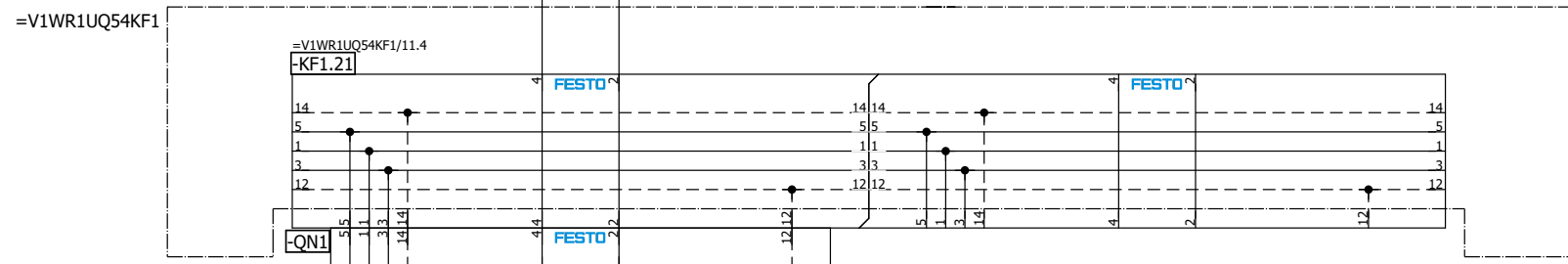
=V1WR1+KH1/1.6 / P1 → 1/2"

=V1WR1UQ54UQ1/1

5		Date	8/4/2022	Volvo Trucks North America	Valiant TMS	AIR SUPPLY	Drawing name:	= 2V11&MFS-PNEU	= V1WR1UQ54KF1	
		Ed.	KMAFFRE				Document type:	MFS	+ V1WR1UQ54	
		Appr		P6700 Bodyside Sub - Robot Cell 2V11			Project nr:	22-16149	Page	11
Modification	Date	Name	Original	Replacement of	Replaced by	Scale 1:1				85



3/8" BU 3/8" BU

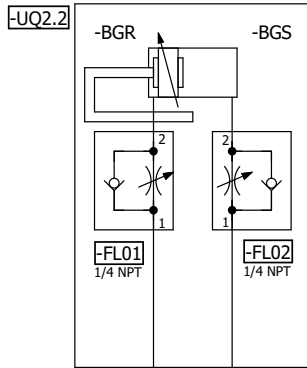
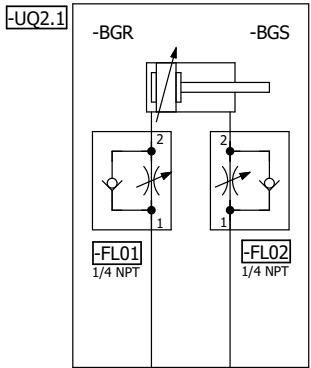


=V1WR1UQ54
-UQ1-QN1.1
L320 Model
Shot Pin (SET)

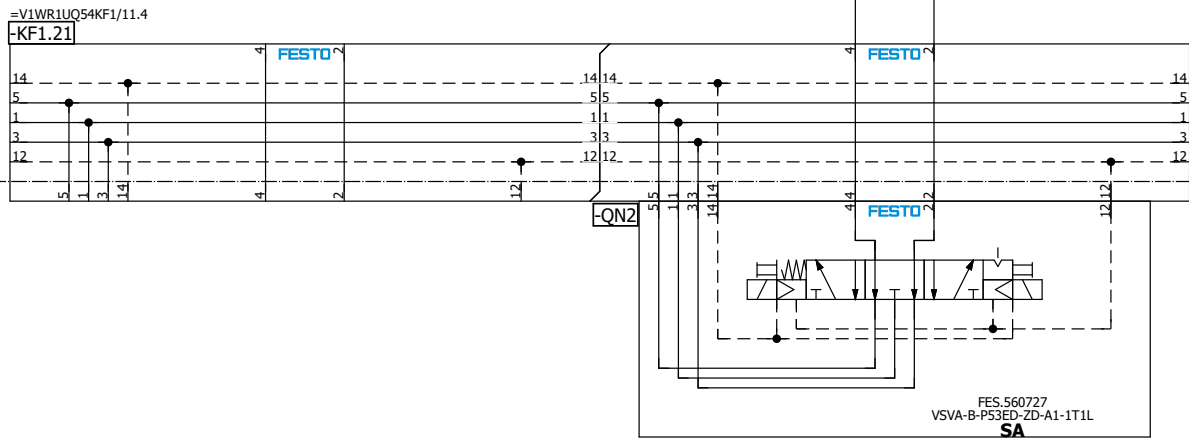
=V1WR1UQ54
-UQ1-QN1.2
L320 Model
Shot Pin (RST)

=V1WR1UQ54UQ2/1

		Date	6/20/2022	Volvo Trucks North America		Valiant TMS		L320 Model Shot Pin		Drawing name: = 2V11&MFS-PNEU		= V1WR1UQ54UQ1 + V1WR1UQ54	
		Ed.	KMAFFRE	P6700 Bodyside Sub - Robot Cell 2V11		C-PLAN		Scale 1:1		Document type: MFS		Project nr: 22-16149	
Modification	Date	Name	Original	Replacement of	Replaced by							Page	1
													85



=V1WR1UQ54KF1

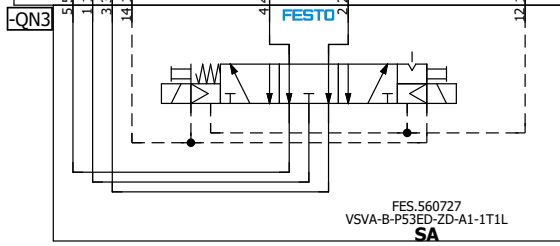
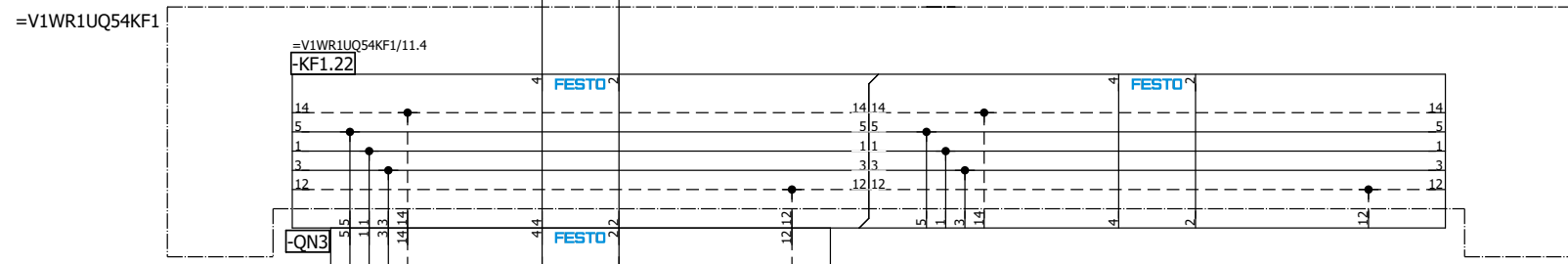
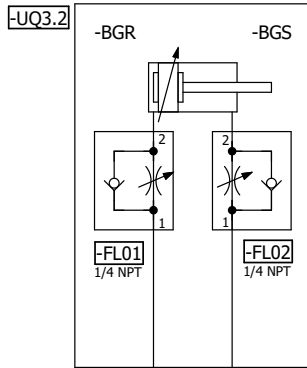
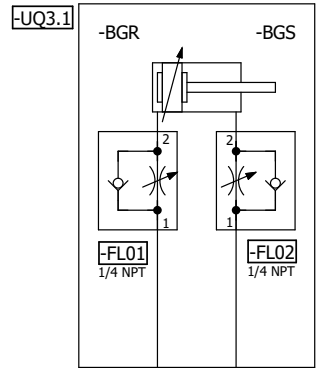


=V1WR1UQ54
-UQ2-QN2.1
L290 Model
Shot Pins (SET)

=V1WR1UQ54
-UQ2-QN2.2
L290 Model
Shot Pins (RST)

=V1WR1UQ54UQ3/1

			Date	6/20/2022	Volvo Trucks North America		Valiant TMS	L290 Model Shot Pins	Drawing name:		= V1WR1UQ54UQ2	
			Ed.	KMAFFRE	P6700 Bodyside Sub - Robot Cell 2V11				= 2V11&MFS-PNEU		+ V1WR1UQ54	
			Appr		Replacement of		C-PLAN	Scale 1:1	Document type:		MFS	
Modification	Date	Name	Original		Replaced by				Project nr:		22-16149	
											Page	1
												85



=V1WR1UQ54
 -UQ3-QN3.1
 Common
 Clamps 1 (SET)

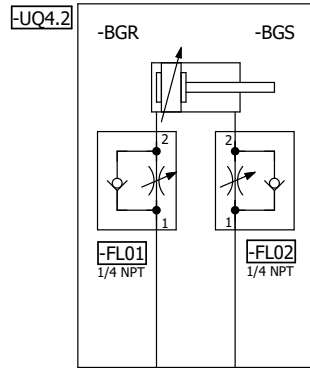
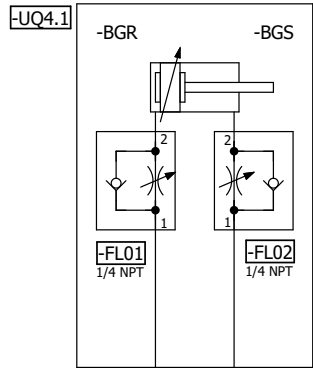
=V1WR1UQ54
 -UQ3-QN3.2
 Common
 Clamps 1 (RST)

=V1WR1UQ54UQ2/1

=V1WR1UQ54UQ4/1

Date	6/20/2022	Volvo Trucks North America	Valiant TMS	Common Clamps 1	Drawing name:	= 2V11&MFS-PNEU	= V1WR1UQ54UQ3
Ed.	KMAFFRE				Document type:	MFS	+ V1WR1UQ54
Appr		P6700 Bodyside Sub - Robot Cell 2V11			Project nr:	22-16149	Page 1
Modification	Date	Name	Original	Replacement of	Replaced by		85

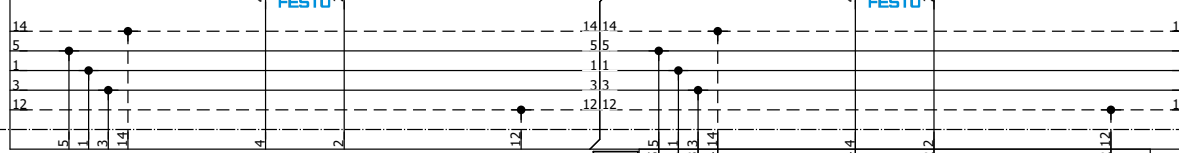
Scale 1:1



=V1WR1UQ54KF1

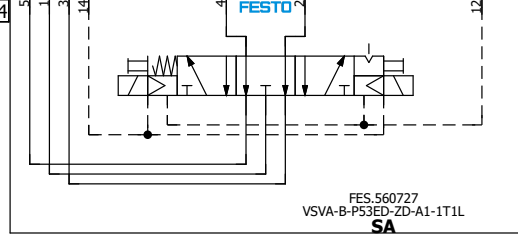
=V1WR1UQ54KF1/11.4

-KF1.22



-QN4

3/8" BU 3/8" BU

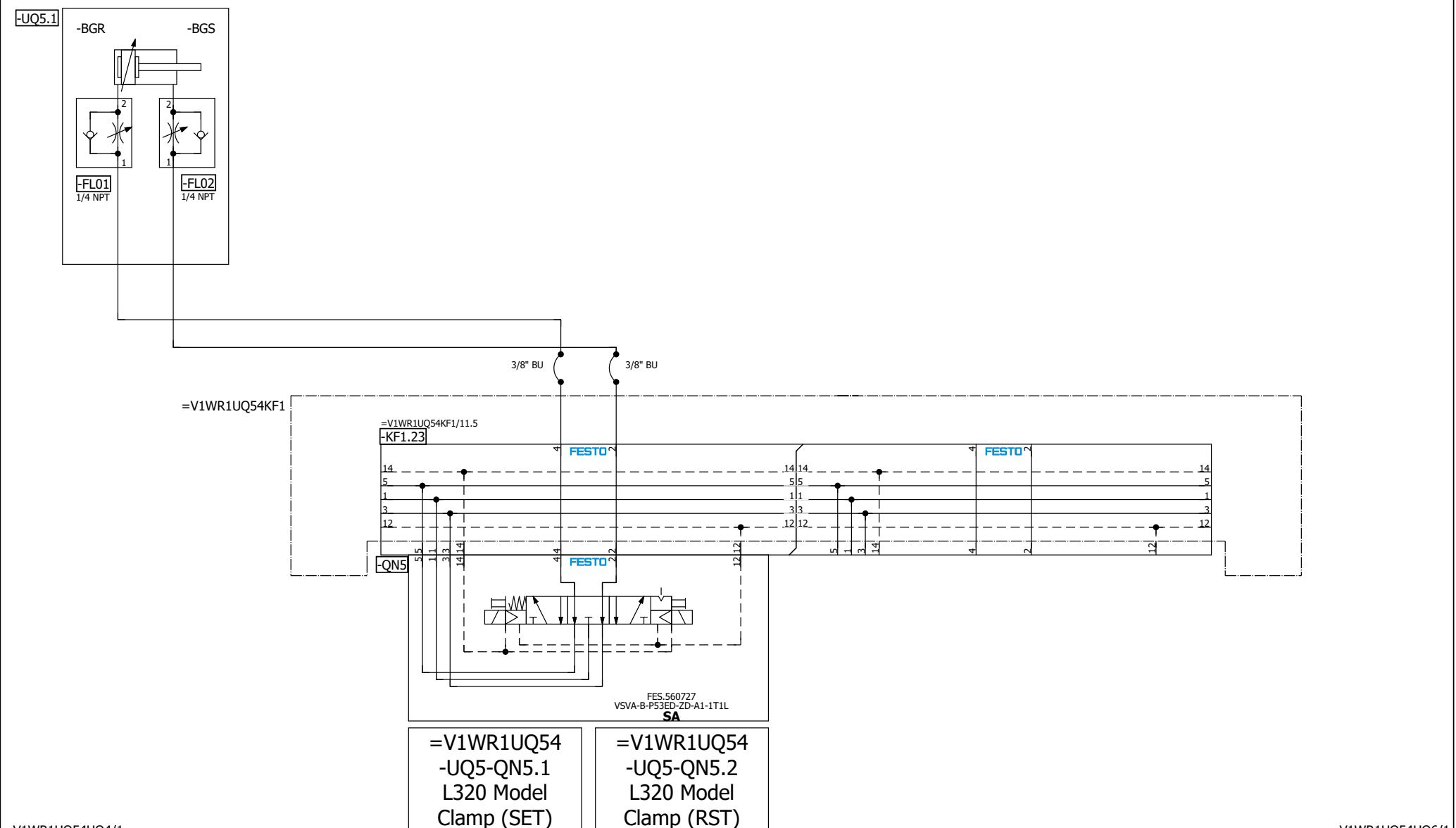


=V1WR1UQ54
 -UQ4-QN4.1
 Common
 Clamps 2 (SET)

=V1WR1UQ54
 -UQ4-QN4.2
 Common
 Clamps 2 (RST)

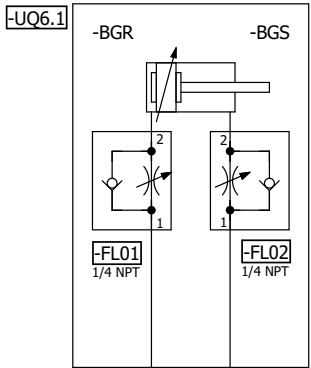
=V1WR1UQ54UQ5/1

		Date	6/20/2022	Volvo Trucks North America		Valiant TMS	Common Clamps 2	Drawing name:		= V1WR1UQ54UQ4	
		Ed.	KMAFFRE	P6700 Bodyside Sub - Robot Cell 2V11				= 2V11&MFS-PNEU		+ V1WR1UQ54	
		Appr		Replacement of		C-PLAN	Scale 1:1	Document type:		MFS	
Modification	Date	Name	Original	Replaced by				Project nr:		22-16149	
										Page	1
											85

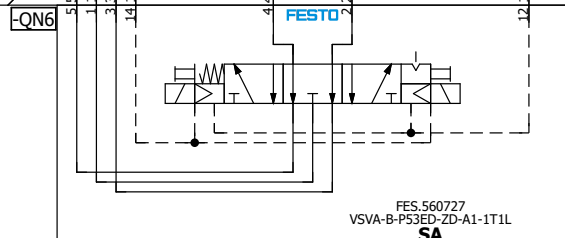
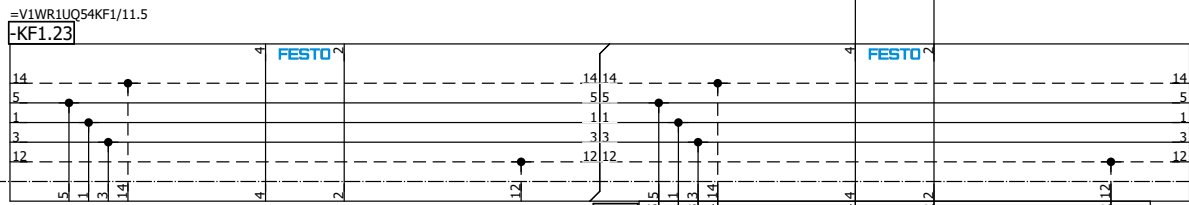


=V1WR1UQ54UQ4/1			Date	6/20/2022	Volvo Trucks North America	Valiant TMS	L320 Model Clamp	Drawing name:	= 2V11&MFS-PNEU	= V1WR1UQ54UQ5	
			Ed.	KMAFFRE				Document type:	MFS	+ V1WR1UQ54	
			Appr		P6700 Bodyside Sub - Robot Cell 2V11			Project nr:	22-16149	Page	1
Modification	Date	Name	Original		Replacement of	Replaced by		Scale 1:1			85

=V1WR1UQ54UQ6/1



=V1WR1UQ54KF1

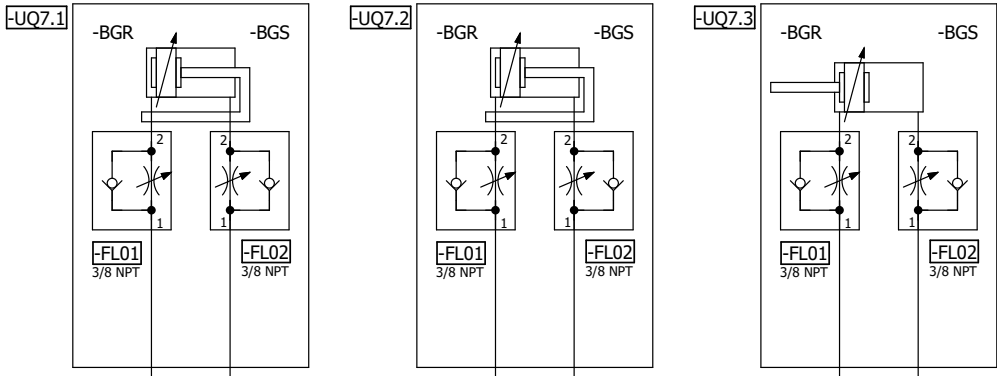


=V1WR1UQ54
-UQ6-QN6.1
L290 Model
Clamp (SET)

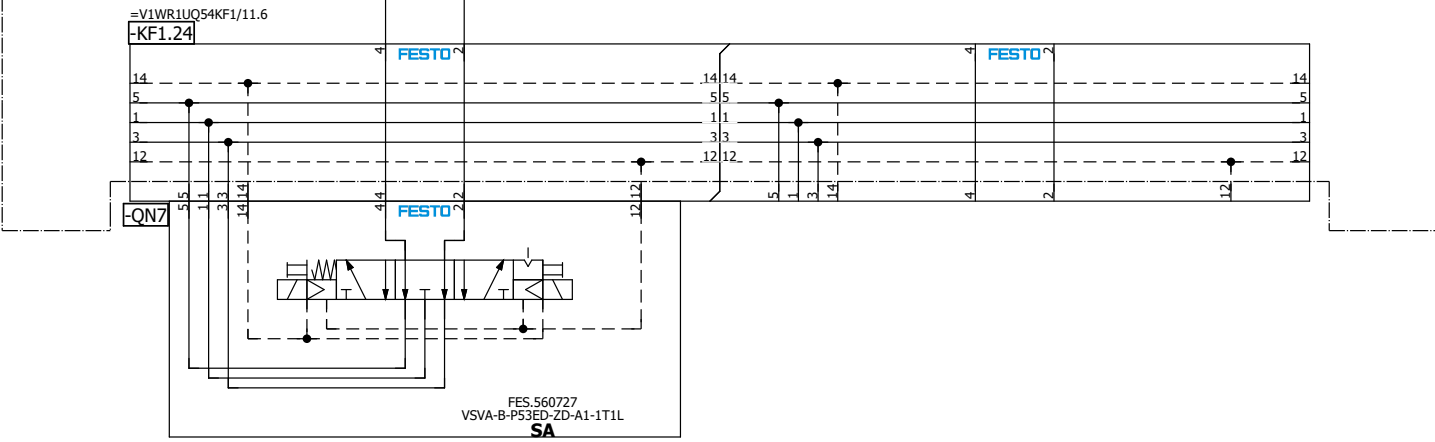
=V1WR1UQ54
-UQ6-QN6.2
L290 Model
Clamp (RST)

=V1WR1UQ54UQ7/1

		Date	6/20/2022	Volvo Trucks North America		Valiant TMS	L290 Model Clamp	Drawing name:		= V1WR1UQ54UQ6	
		Ed.	KMAFFRE	P6700 Bodyside Sub - Robot Cell 2V11				= 2V11&MFS-PNEU		+ V1WR1UQ54	
Modification	Date	Name	Original	Replacement of	Replaced by			Document type:	Project nr:	Page	
								MFS	22-16149	1	
								Scale 1:1			85



=V1WR1UQ54KF1



=V1WR1UQ54
-UQ7-QN7.1
Common
Shot Pins (SET)

=V1WR1UQ54
-UQ7-QN7.2
Common
Shot Pins (RST)

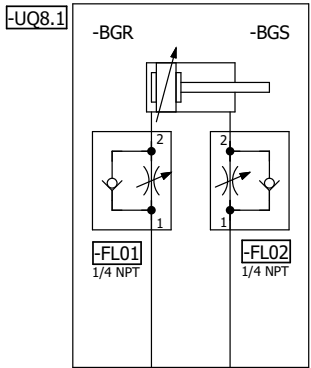
=V1WR1UQ54UQ6/1

=V1WR1UQ54UQ8/1

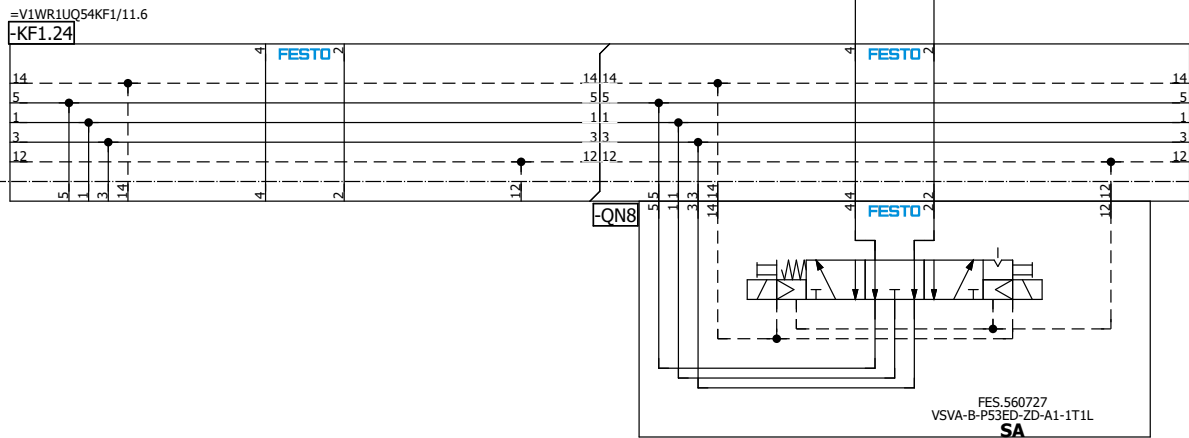
Date	6/20/2022	Volvo Trucks North America	Valiant TMS	Common Shot Pins	Drawing name:	= 2V11&MFS-PNEU	= V1WR1UQ54UQ7
Ed.	KMAFFRE				Document type:	MFS	+ V1WR1UQ54
Appr		P6700 Bodyside Sub - Robot Cell 2V11			Project nr:	22-16149	Page
Modification	Date	Name	Original	Replacement of	Replaced by		1
							85

Scale 1:1





=V1WR1UQ54KF1



=V1WR1UQ54
-UQ8-QN8.1
Common
Clamp 3 (SET)

=V1WR1UQ54
-UQ8-QN8.2
Common
Clamp 3 (RST)

=V1WR1UQ54UQ7/1

&MPB+KH0/1

Date	6/20/2022	Volvo Trucks North America	Valiant TMS	Common Clamp 3	Drawing name:	= V1WR1UQ54UQ8
Ed.	KMAFFRE				= 2V11&MFS-PNEU	+ V1WR1UQ54
Appr		P6700 Bodyside Sub - Robot Cell 2V11			Document type:	Project nr:
Original		Replacement of	Replaced by		MFS	22-16149
Modification	Date	Name	Original	Replaced by	Scale 1:1	Page 1
						85

Parts list

F01_001

Device tag	Quantity	Designation	Type number	Supplier	Part number
=V1WR1UQ51KF1-KF1.0	1	Valve manifold	51E-F33GCQPNMKBNMKB-S-UL1+GS2GZBA & 45PN-R-#E6SMX-5BU-10SA	FES.51E-F33GCQPNMKBNMKB-S-UL1+GS2GZBA & 45PN-R-Z-LSMX-5BU-10S	
=V1WR1UQ51KF1-KF1.21	0	Manifold subbase	VABV-S4-IHS-N14-2T2		FES.546213
=V1WR1UQ51KF1-KF1.22	0	Manifold subbase	VABV-S4-IHS-N14-2T2		FES.546213
=V1WR1UQ51KF1-KF1.23	0	Manifold subbase	VABV-S4-IHS-N14-2T2		FES.546213
=V1WR1UQ51KF1-KF1.24	0	Manifold subbase	VABV-S4-IHS-N14-2T2		FES.546213
=V1WR1UQ51KF1-KF1.25	0	Manifold subbase	VABV-S4-IHS-N14-2T2		FES.546213
=V1WR1UQ51UQ1-QN1	0	Solenoid valve	VSVA-B-P53ED-ZD-A1-1T1L		FES.560727
=V1WR1UQ51UQ1-UQ1.1-FL01	1	One-way flow control valve	GRLA-3/8-QB-3/8-U		FES.534666
=V1WR1UQ51UQ1-UQ1.1-FL02	1	One-way flow control valve	GRLA-3/8-QB-3/8-U		FES.534666
=V1WR1UQ51UQ1-UQ1.2-FL01	1	One-way flow control valve	GRLA-3/8-QB-3/8-U		FES.534666
=V1WR1UQ51UQ1-UQ1.2-FL02	1	One-way flow control valve	GRLA-3/8-QB-3/8-U		FES.534666
=V1WR1UQ51UQ1-UQ1.3-FL01	1	One-way flow control valve	GRLA-1/4-QB-3/8-U		FES.534663
=V1WR1UQ51UQ1-UQ1.3-FL02	1	One-way flow control valve	GRLA-1/4-QB-3/8-U		FES.534663
=V1WR1UQ51UQ2-QN2	0	Solenoid valve	VSVA-B-P53ED-ZD-A1-1T1L		FES.560727
=V1WR1UQ51UQ2-UQ2.1-FL01	1	One-way flow control valve	GRLA-1/4-QB-3/8-U		FES.534663
=V1WR1UQ51UQ2-UQ2.1-FL02	1	One-way flow control valve	GRLA-1/4-QB-3/8-U		FES.534663
=V1WR1UQ51UQ2-UQ2.2-FL01	1	One-way flow control valve	GRLA-1/4-QB-3/8-U		FES.534663
=V1WR1UQ51UQ2-UQ2.2-FL02	1	One-way flow control valve	GRLA-1/4-QB-3/8-U		FES.534663
=V1WR1UQ51UQ3-QN3	0	Solenoid valve	VSVA-B-P53ED-ZD-A1-1T1L		FES.560727
=V1WR1UQ51UQ3-UQ3.1-FL01	1	One-way flow control valve	GRLA-1/4-QB-3/8-U		FES.534663
=V1WR1UQ51UQ3-UQ3.1-FL02	1	One-way flow control valve	GRLA-1/4-QB-3/8-U		FES.534663
=V1WR1UQ51UQ3-UQ3.2-FL01	1	One-way flow control valve	GRLA-1/4-QB-3/8-U		FES.534663
=V1WR1UQ51UQ3-UQ3.2-FL02	1	One-way flow control valve	GRLA-1/4-QB-3/8-U		FES.534663
=V1WR1UQ51UQ4-QN4	0	Solenoid valve	VSVA-B-P53ED-ZD-A1-1T1L		FES.560727
=V1WR1UQ51UQ4-UQ4.1-FL01	1	One-way flow control valve	GRLA-1/4-QB-3/8-U		FES.534663
=V1WR1UQ51UQ4-UQ4.1-FL02	1	One-way flow control valve	GRLA-1/4-QB-3/8-U		FES.534663
=V1WR1UQ51UQ5-QN5	0	Solenoid valve	VSVA-B-P53ED-ZD-A1-1T1L		FES.560727
=V1WR1UQ51UQ5-UQ5.1-FL01	1	One-way flow control valve	GRLA-1/4-QB-3/8-U		FES.534663
=V1WR1UQ51UQ5-UQ5.1-FL02	1	One-way flow control valve	GRLA-1/4-QB-3/8-U		FES.534663
=V1WR1UQ51UQ5-UQ5.2-FL01	1	One-way flow control valve	GRLA-1/4-QB-3/8-U		FES.534663
=V1WR1UQ51UQ5-UQ5.2-FL02	1	One-way flow control valve	GRLA-1/4-QB-3/8-U		FES.534663
=V1WR1UQ51UQ6-QN6	0	Solenoid valve	VSVA-B-P53ED-ZD-A1-1T1L		FES.560727
=V1WR1UQ51UQ6-UQ6.1-FL01	1	One-way flow control valve	GRLA-3/8-QB-3/8-U		FES.534666
=V1WR1UQ51UQ6-UQ6.1-FL02	1	One-way flow control valve	GRLA-3/8-QB-3/8-U		FES.534666
=V1WR1UQ51UQ7-QN7	0	Solenoid valve	VSVA-B-P53ED-ZD-A1-1T1L		FES.560727
=V1WR1UQ51UQ7-UQ7.1-FL01	1	One-way flow control valve	GRLA-1/4-QB-3/8-U		FES.534663
=V1WR1UQ51UQ7-UQ7.1-FL02	1	One-way flow control valve	GRLA-1/4-QB-3/8-U		FES.534663
=V1WR1UQ51UQ8-QN8	0	Solenoid valve	VSVA-B-P53ED-ZD-A1-1T1L		FES.560727
=V1WR1UQ51UQ8-UQ8.1-FL01	1	One-way flow control valve	GRLA-1/4-QB-3/8-U		FES.534663
=V1WR1UQ51UQ8-UQ8.1-FL02	1	One-way flow control valve	GRLA-1/4-QB-3/8-U		FES.534663
=V1WR1UQ51UQ9-QN9	0	Solenoid valve	VSVA-B-P53ED-ZD-A1-1T1L		FES.560727
=V1WR1UQ51UQ9-UQ9.1-FL01	1	One-way flow control valve	GRLA-3/8-QB-3/8-U		FES.534666
=V1WR1UQ51UQ9-UQ9.1-FL02	1	One-way flow control valve	GRLA-3/8-QB-3/8-U		FES.534666
=V1WR1UQ51UQ10-QN10	0	Solenoid valve	VSVA-B-P53ED-ZD-A1-1T1L		FES.560727
=V1WR1UQ51UQ10-UQ10.1-FL01	1	One-way flow control valve	GRLA-3/8-QB-3/8-U		FES.534666
=V1WR1UQ51UQ10-UQ10.1-FL02	1	One-way flow control valve	GRLA-3/8-QB-3/8-U		FES.534666
=V1WR1UQ51KF2-KF2.0	1	Valve manifold	51E-F33GCQPNMKBNMKB-S-UL1+GS2GZBA & 45PN-R-#E6SMX-5BU-10SA	FES.51E-F33GCQPNMKBNMKB-S-UL1+GS2GZBA & 45PN-R-Z-LSMX-5BU-10S	
=V1WR1UQ51KF2-KF2.21	0	Manifold subbase	VABV-S4-IHS-N14-2T2		FES.546213
=V1WR1UQ51KF2-KF2.22	0	Manifold subbase	VABV-S4-IHS-N14-2T2		FES.546213
=V1WR1UQ51KF2-KF2.23	0	Manifold subbase	VABV-S4-IHS-N14-2T2		FES.546213
=V1WR1UQ51KF2-KF2.24	0	Manifold subbase	VABV-S4-IHS-N14-2T2		FES.546213
=V1WR1UQ51KF2-KF2.25	0	Manifold subbase	VABV-S4-IHS-N14-2T2		FES.546213
=V1WR1UQ51UQ11-QN11	0	Solenoid valve	VSVA-B-P53ED-ZD-A1-1T1L		FES.560727
=V1WR1UQ51UQ11-UQ11.1-FL01	1	One-way flow control valve	GRLA-1/4-QB-3/8-U		FES.534663
=V1WR1UQ51UQ11-UQ11.1-FL02	1	One-way flow control valve	GRLA-1/4-QB-3/8-U		FES.534663
=V1WR1UQ51UQ11-UQ11.2-FL01	1	One-way flow control valve	GRLA-1/4-QB-3/8-U		FES.534663

+KH1/1

1.a

Date	6/20/2022	Volvo Trucks North America	Valiant TMS	Material specification	Drawing name:	=	
Ed.	KMAFFRE				= 2V11&MFS-PNEU	+ V1WR1UQ51	
Appr		P6700 Bodyside Sub - Robot Cell 2V11			Document type:	Project nr:	
Modification	Date	Name	Original	Replacement of	Replaced by	MPB	22-16149
						Scale 1:1	Page 1
							85



Parts list

F01_001

Device tag	Quantity	Designation	Type number	Supplier	Part number
=V1WR1UQ52KF1-KF1.0	1	Valve manifold	51E-F33GCQPNMKBNMKBNMKB-S-UL1+GS2GZBA & 45PNR-R-Z-LSMX-4BU-8SA	FES.51E-F33GCQPNMKBNMKBNMKB-S-UL1+GS2GZBA & 45PNR-R-Z-LSMX-4BU-8SA	
=V1WR1UQ52KF1-KF1.21	0	Manifold subbase	VABV-S4-IHS-N14-2T2		FES.546213
=V1WR1UQ52KF1-KF1.22	0	Manifold subbase	VABV-S4-IHS-N14-2T2		FES.546213
=V1WR1UQ52KF1-KF1.23	0	Manifold subbase	VABV-S4-IHS-N14-2T2		FES.546213
=V1WR1UQ52KF1-KF1.24	0	Manifold subbase	VABV-S4-IHS-N14-2T2		FES.546213
=V1WR1UQ52UQ1-QN1	0	Solenoid valve	VSVA-B-P53ED-ZD-A1-1T1L		FES.560727
=V1WR1UQ52UQ1-UQ1.1-FL01	1	One-way flow control valve	GRLA-3/8-QB-3/8-U		FES.534666
=V1WR1UQ52UQ1-UQ1.1-FL02	1	One-way flow control valve	GRLA-3/8-QB-3/8-U		FES.534666
=V1WR1UQ52UQ1-UQ1.2-FL01	1	One-way flow control valve	GRLA-3/8-QB-3/8-U		FES.534666
=V1WR1UQ52UQ1-UQ1.2-FL02	1	One-way flow control valve	GRLA-3/8-QB-3/8-U		FES.534666
=V1WR1UQ52UQ2-QN2	0	Solenoid valve	VSVA-B-P53ED-ZD-A1-1T1L		FES.560727
=V1WR1UQ52UQ2-UQ2.1-FL01	1	One-way flow control valve	GRLA-1/4-QB-3/8-U		FES.534663
=V1WR1UQ52UQ2-UQ2.1-FL02	1	One-way flow control valve	GRLA-1/4-QB-3/8-U		FES.534663
=V1WR1UQ52UQ2-UQ2.2-FL01	1	One-way flow control valve	GRLA-3/8-QB-3/8-U		FES.534666
=V1WR1UQ52UQ2-UQ2.2-FL02	1	One-way flow control valve	GRLA-3/8-QB-3/8-U		FES.534666
=V1WR1UQ52UQ2-UQ2.3-FL01	1	One-way flow control valve	GRLA-1/4-QB-3/8-U		FES.534663
=V1WR1UQ52UQ2-UQ2.3-FL02	1	One-way flow control valve	GRLA-1/4-QB-3/8-U		FES.534663
=V1WR1UQ52UQ2-UQ2.4-FL01	1	One-way flow control valve	GRLA-3/8-QB-3/8-U		FES.534666
=V1WR1UQ52UQ2-UQ2.4-FL02	1	One-way flow control valve	GRLA-3/8-QB-3/8-U		FES.534666
=V1WR1UQ52UQ3-QN3	0	Solenoid valve	VSVA-B-P53ED-ZD-A1-1T1L		FES.560727
=V1WR1UQ52UQ3-UQ3.1-FL01	1	One-way flow control valve	GRLA-1/4-QB-3/8-U		FES.534663
=V1WR1UQ52UQ3-UQ3.1-FL02	1	One-way flow control valve	GRLA-1/4-QB-3/8-U		FES.534663
=V1WR1UQ52UQ3-UQ3.2-FL01	1	One-way flow control valve	GRLA-1/4-QB-3/8-U		FES.534663
=V1WR1UQ52UQ3-UQ3.2-FL02	1	One-way flow control valve	GRLA-1/4-QB-3/8-U		FES.534663
=V1WR1UQ52UQ3-UQ3.3-FL01	1	One-way flow control valve	GRLA-1/4-QB-3/8-U		FES.534663
=V1WR1UQ52UQ3-UQ3.3-FL02	1	One-way flow control valve	GRLA-1/4-QB-3/8-U		FES.534663
=V1WR1UQ52UQ3-UQ3.4-FL01	1	One-way flow control valve	GRLA-1/4-QB-3/8-U		FES.534663
=V1WR1UQ52UQ3-UQ3.4-FL02	1	One-way flow control valve	GRLA-1/4-QB-3/8-U		FES.534663
=V1WR1UQ52UQ4-QN4	0	Solenoid valve	VSVA-B-P53ED-ZD-A1-1T1L		FES.560727
=V1WR1UQ52UQ4-UQ4.1-FL01	1	One-way flow control valve	GRLA-1/4-QB-3/8-U		FES.534663
=V1WR1UQ52UQ4-UQ4.1-FL02	1	One-way flow control valve	GRLA-1/4-QB-3/8-U		FES.534663
=V1WR1UQ52UQ4-UQ4.2-FL01	1	One-way flow control valve	GRLA-1/4-QB-3/8-U		FES.534663
=V1WR1UQ52UQ4-UQ4.2-FL02	1	One-way flow control valve	GRLA-1/4-QB-3/8-U		FES.534663
=V1WR1UQ52UQ5-QN5	0	Solenoid valve	VSVA-B-P53ED-ZD-A1-1T1L		FES.560727
=V1WR1UQ52UQ5-UQ5.1-FL01	1	One-way flow control valve	GRLA-1/4-QB-3/8-U		FES.534663
=V1WR1UQ52UQ5-UQ5.1-FL02	1	One-way flow control valve	GRLA-1/4-QB-3/8-U		FES.534663
=V1WR1UQ52UQ5-UQ5.2-FL01	1	One-way flow control valve	GRLA-1/4-QB-3/8-U		FES.534663
=V1WR1UQ52UQ5-UQ5.2-FL02	1	One-way flow control valve	GRLA-1/4-QB-3/8-U		FES.534663
=V1WR1UQ52UQ6-QN6	0	Solenoid valve	VSVA-B-P53ED-ZD-A1-1T1L		FES.560727
=V1WR1UQ52UQ6-UQ6.1-FL01	1	One-way flow control valve	GRLA-1/4-QB-3/8-U		FES.534663
=V1WR1UQ52UQ6-UQ6.1-FL02	1	One-way flow control valve	GRLA-1/4-QB-3/8-U		FES.534663
=V1WR1UQ52UQ6-UQ6.2-FL01	1	One-way flow control valve	GRLA-1/4-QB-3/8-U		FES.534663
=V1WR1UQ52UQ6-UQ6.2-FL02	1	One-way flow control valve	GRLA-1/4-QB-3/8-U		FES.534663
=V1WR1UQ52UQ7-QN7	0	Solenoid valve	VSVA-B-P53ED-ZD-A1-1T1L		FES.560727
=V1WR1UQ52UQ7-UQ7.1-FL01	1	One-way flow control valve	GRLA-3/8-QB-3/8-U		FES.534666
=V1WR1UQ52UQ7-UQ7.1-FL02	1	One-way flow control valve	GRLA-3/8-QB-3/8-U		FES.534666
=V1WR1UQ52UQ7-UQ7.2-FL01	1	One-way flow control valve	GRLA-3/8-QB-3/8-U		FES.534666
=V1WR1UQ52UQ7-UQ7.2-FL02	1	One-way flow control valve	GRLA-3/8-QB-3/8-U		FES.534666
=V1WR1UQ52UQ7-UQ7.3-FL01	1	One-way flow control valve	GRLA-1/4-QB-3/8-U		FES.534663
=V1WR1UQ52UQ7-UQ7.3-FL02	1	One-way flow control valve	GRLA-1/4-QB-3/8-U		FES.534663
=V1WR1UQ52UQ7-UQ7.4-FL01	1	One-way flow control valve	GRLA-1/4-QB-3/8-U		FES.534663
=V1WR1UQ52UQ7-UQ7.4-FL02	1	One-way flow control valve	GRLA-1/4-QB-3/8-U		FES.534663
=V1WR1UQ52UQ8-QN8	0	Solenoid valve	VSVA-B-P53ED-ZD-A1-1T1L		FES.560727
=V1WR1UQ52UQ8-UQ8.1-FL01	1	One-way flow control valve	GRLA-3/8-QB-3/8-U		FES.534666
=V1WR1UQ52UQ8-UQ8.1-FL02	1	One-way flow control valve	GRLA-3/8-QB-3/8-U		FES.534666
=V1WR1UQ52UQ8-UQ8.2-FL01	1	One-way flow control valve	GRLA-3/8-QB-3/8-U		FES.534666

+ .WR1UQ51/1.a

1.a

Date	6/20/2022	Volvo Trucks North America	Valiant TMS	Material specification	Drawing name: = 2V11&MFS-PNEU	=
Ed.	KMAFFRE				+ V1WR1UQ52	
Appr		P6700 Bodyside Sub - Robot Cell 2V11			Document type: MPB	Project nr: 22-16149
Modification	Date	Name	Original	Replacement of	Replaced by	Page 1
						85

Scale 1:1

Parts list

F01_001

Device tag	Quantity	Designation	Type number	Supplier	Part number
=V1WR1UQ53UQ11-UQ11.2-FL02	1	One-way flow control valve	GRLA-1/4-QB-3/8-U		FES.534663
=V1WR1UQ53UQ11-UQ11.3-FL01	1	One-way flow control valve	GRLA-1/4-QB-3/8-U		FES.534663
=V1WR1UQ53UQ11-UQ11.3-FL02	1	One-way flow control valve	GRLA-1/4-QB-3/8-U		FES.534663
=V1WR1UQ53UQ11-UQ11.4-FL01	1	One-way flow control valve	GRLA-1/4-QB-3/8-U		FES.534663
=V1WR1UQ53UQ11-UQ11.4-FL02	1	One-way flow control valve	GRLA-1/4-QB-3/8-U		FES.534663
=V1WR1UQ53UQ12-QN12	0	Solenoid valve	VSPA-B-P53ED-ZD-A1-1T1L		FES.560727
=V1WR1UQ53UQ12-UQ12.1-FL01	1	One-way flow control valve	GRLA-1/4-QB-3/8-U		FES.534663
=V1WR1UQ53UQ12-UQ12.1-FL02	1	One-way flow control valve	GRLA-1/4-QB-3/8-U		FES.534663
=V1WR1UQ53UQ13-QN13	0	Solenoid valve	VSPA-B-P53ED-ZD-A1-1T1L		FES.560727
=V1WR1UQ53UQ13-UQ13.1-FL01	1	One-way flow control valve	GRLA-1/4-QB-3/8-U		FES.534663
=V1WR1UQ53UQ13-UQ13.1-FL02	1	One-way flow control valve	GRLA-1/4-QB-3/8-U		FES.534663
=V1WR1UQ53UQ13-UQ13.2-FL01	1	One-way flow control valve	GRLA-1/4-QB-3/8-U		FES.534663
=V1WR1UQ53UQ13-UQ13.2-FL02	1	One-way flow control valve	GRLA-1/4-QB-3/8-U		FES.534663
=V1WR1UQ53UQ14-QN14	0	Solenoid valve	VSPA-B-P53ED-ZD-A1-1T1L		FES.560727
=V1WR1UQ53UQ14-UQ14.1-FL01	1	One-way flow control valve	GRLA-1/4-QB-3/8-U		FES.534663
=V1WR1UQ53UQ14-UQ14.1-FL02	1	One-way flow control valve	GRLA-1/4-QB-3/8-U		FES.534663
=V1WR1UQ53UQ15-QN15	0	Solenoid valve	VSPA-B-P53ED-ZD-A1-1T1L		FES.560727
=V1WR1UQ53UQ15-UQ15.1-FL01	1	One-way flow control valve	GRLA-3/8-QB-3/8-U		FES.534666
=V1WR1UQ53UQ15-UQ15.1-FL02	1	One-way flow control valve	GRLA-3/8-QB-3/8-U		FES.534666
=V1WR1UQ53UQ16-QN16	0	Solenoid valve	VSPA-B-P53ED-ZD-A1-1T1L		FES.560727
=V1WR1UQ53UQ16-UQ16.1-FL01	1	One-way flow control valve	GRLA-1/4-QB-3/8-U		FES.534663
=V1WR1UQ53UQ16-UQ16.1-FL02	1	One-way flow control valve	GRLA-1/4-QB-3/8-U		FES.534663
=V1WR1UQ53UQ17-QN17	0	Solenoid valve	VSPA-B-P53ED-ZD-A1-1T1L		FES.560727
=V1WR1UQ53UQ17-UQ17.1-FL01	1	One-way flow control valve	GRLA-3/8-QB-3/8-U		FES.534666
=V1WR1UQ53UQ17-UQ17.1-FL02	1	One-way flow control valve	GRLA-3/8-QB-3/8-U		FES.534666
=V1WR1UQ53UQ18-QN18	0	Solenoid valve	VSPA-B-P53ED-ZD-A1-1T1L		FES.560727
=V1WR1UQ53UQ18-UQ18.1-FL01	1	One-way flow control valve	GRLA-1/4-QB-3/8-U		FES.534663
=V1WR1UQ53UQ18-UQ18.1-FL02	1	One-way flow control valve	GRLA-1/4-QB-3/8-U		FES.534663
=V1WR1UQ53UQ19-QN19	0	Solenoid valve	VSPA-B-P53ED-ZD-A1-1T1L		FES.560727
=V1WR1UQ53UQ19-UQ19.1-FL01	1	One-way flow control valve	GRLA-1/4-QB-3/8-U		FES.534663
=V1WR1UQ53UQ19-UQ19.1-FL02	1	One-way flow control valve	GRLA-1/4-QB-3/8-U		FES.534663
=V1WR1UQ53UQ20-QN20	0	Solenoid valve	VSPA-B-P53ED-ZD-A1-1T1L		FES.560727
=V1WR1UQ53UQ20-UQ20.1-FL01	1	One-way flow control valve	GRLA-1/4-QB-3/8-U		FES.534663
=V1WR1UQ53UQ20-UQ20.1-FL02	1	One-way flow control valve	GRLA-1/4-QB-3/8-U		FES.534663

1

+ .WR1UQ54/1

Date	6/20/2022	Volvo Trucks North America	Valiant TMS	Material specification	Drawing name:	=
Ed.	KMAFFRE				= 2V11&MFS-PNEU	+ V1WR1UQ53
Appr		P6700 Bodyside Sub - Robot Cell 2V11			Document type:	Page
Original		Replacement of	Replaced by	Scale 1:1	MPB	1.a
					Project nr:	85
					22-16149	


Parts list

F01_001

Device tag	Quantity	Designation	Type number	Supplier	Part number
=V1WR1UQ54KF1-KF1.0	1	Valve manifold	51E-F33GCPNMKBNMKB-S-UL1+GS2GZBA & 45PN-R-ES5MX-4BU-8SA		FES.51E-F33GCPNMKBNMKB-S-UL1+GS2GZBA & 45PN-R-ES5MX-4BU-8SA
=V1WR1UQ54KF1-KF1.21	0	Manifold subbase	VABV-S4-IHS-N14-2T2		FES.546213
=V1WR1UQ54KF1-KF1.22	0	Manifold subbase	VABV-S4-IHS-N14-2T2		FES.546213
=V1WR1UQ54KF1-KF1.23	0	Manifold subbase	VABV-S4-IHS-N14-2T2		FES.546213
=V1WR1UQ54KF1-KF1.24	0	Manifold subbase	VABV-S4-IHS-N14-2T2		FES.546213
=V1WR1UQ54UQ1-QN1	0	Solenoid valve	VSVA-B-P53ED-ZD-A1-1T1L		FES.560727
=V1WR1UQ54UQ1-UQ1.1-FL01	1	One-way flow control valve	GRLA-1/4-QB-3/8-U		FES.534663
=V1WR1UQ54UQ1-UQ1.1-FL02	1	One-way flow control valve	GRLA-1/4-QB-3/8-U		FES.534663
=V1WR1UQ54UQ2-QN2	0	Solenoid valve	VSVA-B-P53ED-ZD-A1-1T1L		FES.560727
=V1WR1UQ54UQ2-UQ2.1-FL01	1	One-way flow control valve	GRLA-1/4-QB-3/8-U		FES.534663
=V1WR1UQ54UQ2-UQ2.1-FL02	1	One-way flow control valve	GRLA-1/4-QB-3/8-U		FES.534663
=V1WR1UQ54UQ2-UQ2.2-FL01	1	One-way flow control valve	GRLA-1/4-QB-3/8-U		FES.534663
=V1WR1UQ54UQ2-UQ2.2-FL02	1	One-way flow control valve	GRLA-1/4-QB-3/8-U		FES.534663
=V1WR1UQ54UQ3-QN3	0	Solenoid valve	VSVA-B-P53ED-ZD-A1-1T1L		FES.560727
=V1WR1UQ54UQ3-UQ3.1-FL01	1	One-way flow control valve	GRLA-1/4-QB-3/8-U		FES.534663
=V1WR1UQ54UQ3-UQ3.1-FL02	1	One-way flow control valve	GRLA-1/4-QB-3/8-U		FES.534663
=V1WR1UQ54UQ3-UQ3.2-FL01	1	One-way flow control valve	GRLA-1/4-QB-3/8-U		FES.534663
=V1WR1UQ54UQ3-UQ3.2-FL02	1	One-way flow control valve	GRLA-1/4-QB-3/8-U		FES.534663
=V1WR1UQ54UQ4-QN4	0	Solenoid valve	VSVA-B-P53ED-ZD-A1-1T1L		FES.560727
=V1WR1UQ54UQ4-UQ4.1-FL01	1	One-way flow control valve	GRLA-1/4-QB-3/8-U		FES.534663
=V1WR1UQ54UQ4-UQ4.1-FL02	1	One-way flow control valve	GRLA-1/4-QB-3/8-U		FES.534663
=V1WR1UQ54UQ4-UQ4.2-FL01	1	One-way flow control valve	GRLA-1/4-QB-3/8-U		FES.534663
=V1WR1UQ54UQ4-UQ4.2-FL02	1	One-way flow control valve	GRLA-1/4-QB-3/8-U		FES.534663
=V1WR1UQ54UQ5-QN5	0	Solenoid valve	VSVA-B-P53ED-ZD-A1-1T1L		FES.560727
=V1WR1UQ54UQ5-UQ5.1-FL01	1	One-way flow control valve	GRLA-1/4-QB-3/8-U		FES.534663
=V1WR1UQ54UQ5-UQ5.1-FL02	1	One-way flow control valve	GRLA-1/4-QB-3/8-U		FES.534663
=V1WR1UQ54UQ6-QN6	0	Solenoid valve	VSVA-B-P53ED-ZD-A1-1T1L		FES.560727
=V1WR1UQ54UQ6-UQ6.1-FL01	1	One-way flow control valve	GRLA-1/4-QB-3/8-U		FES.534663
=V1WR1UQ54UQ6-UQ6.1-FL02	1	One-way flow control valve	GRLA-1/4-QB-3/8-U		FES.534663
=V1WR1UQ54UQ7-QN7	0	Solenoid valve	VSVA-B-P53ED-ZD-A1-1T1L		FES.560727
=V1WR1UQ54UQ7-UQ7.1-FL01	1	One-way flow control valve	GRLA-3/8-QB-3/8-U		FES.534666
=V1WR1UQ54UQ7-UQ7.1-FL02	1	One-way flow control valve	GRLA-3/8-QB-3/8-U		FES.534666
=V1WR1UQ54UQ7-UQ7.2-FL01	1	One-way flow control valve	GRLA-3/8-QB-3/8-U		FES.534666
=V1WR1UQ54UQ7-UQ7.2-FL02	1	One-way flow control valve	GRLA-3/8-QB-3/8-U		FES.534666
=V1WR1UQ54UQ7-UQ7.3-FL01	1	One-way flow control valve	GRLA-3/8-QB-3/8-U		FES.534666
=V1WR1UQ54UQ7-UQ7.3-FL02	1	One-way flow control valve	GRLA-3/8-QB-3/8-U		FES.534666
=V1WR1UQ54UQ8-QN8	0	Solenoid valve	VSVA-B-P53ED-ZD-A1-1T1L		FES.560727
=V1WR1UQ54UQ8-UQ8.1-FL01	1	One-way flow control valve	GRLA-1/4-QB-3/8-U		FES.534663
=V1WR1UQ54UQ8-UQ8.1-FL02	1	One-way flow control valve	GRLA-1/4-QB-3/8-U		FES.534663

+ .WR1UQ53/1.a

&MAZ+/1

Date	6/22/2022	Volvo Trucks North America	Valiant TMS	Material specification	Drawing name:	=
Ed.	KMAFFRE				= 2V11&MFS-PNEU	+ V1WR1UQ54
Appr		P6700 Bodyside Sub - Robot Cell 2V11			Document type:	Project nr:
Original		Replacement of			MPB	22-16149
Modification	Date	Name		Scale 1:1		Page 1
						85

