Valiant TMS

Company / customer	Volvo Trucks NA
Project description	P6700 Bodyside Sub - Robot Cell 2V11
drawing number	22-16149
Commission	Volvo Trucks North America

Manufacturer (company)	Valiant TMS
Project name	=2V11&EFS_EL
Type	P6700 Bodyside Sub - Robot Cell 2V11

Created on	3/7/2022		
Edit date	11/14/2022	by (short name) KMAFFRE	Number of pages 804

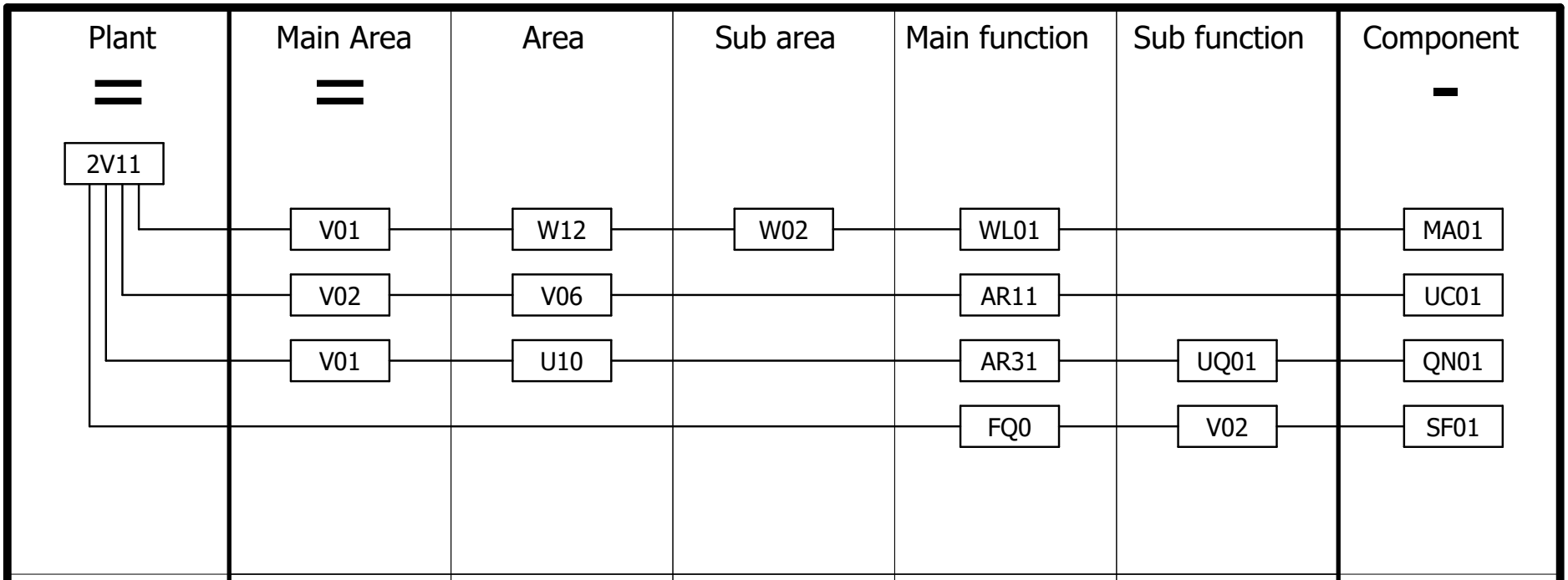

Plant	Main Area	Area	Sub area	Main function	Sub function	Component
This is the base of the structure. However only presented on the main cabinet and the label of the project files.	The plant is devided into main areas.	The plant is structured into areas. The areas are developed by the flow and process stages of the plant.	In an area you can have several positions. Let say you have an input area. In that area you have 5 transport conveyors. They would be labeled. W02, W04, W06, W08 and W10. Areas always only have one letter in the name.	Here you explain what type of function happening in the area. In some rare cases you skip the area before the function this is when the function is of greater importence then the area. Like emergency stop, (FQ0). Functions always have two letters in the name.	Sometimes is just one level of function not enough. You might need to add an under function or in somecases like above an area to a function.	Once you have the full function structure you finally need to define what type of component it is. A component always start with an minus followed with two letters.

1. VLN letter codes.
• Our interpretation of IEC 81346-2 is presented in the Excel document: “F01_VLN_Interpretation__81346-2”

2. Wire color coding.
• Based on: "F01_VTNA_Equipment_Standards_Version_2021"

Description	**Color**	**IEC 60204**	**Minimum area**
Power circuits 480/120 VAC	Black	bk	14 AWG
Control circuits 120 VAC	Red	rd	16 AWG
Control circuits before main disconnect (internally supplied)	Yellow	ye	14 AWG
Control circuits before main disconnect (externally supplied)	Orange	og	14 AWG
Control circuits 24 VDC	Blue	bu	16 AWG
DC circuits before main disconnect (positive)	Blue/Orange	buog	16 AWG
DC circuits before main disconnect (common)	White/Orange	whog	16 AWG
Protective conductor PE (Earth)	Green/Yellow	gnye	14 AWG
Neutral	White	wh	14 AWG

Purpose

This document is made to avoid any misconceptions about the standards we have to uphold regarding equipment grounding connections in compliance with the electrical regulations contained in NEC 250.119.

Fundemental principles

All equipment bonding connections originate from one grounding block, which is mounted either on the outside or directly on the main cabinet. This block is then connected with a minimum size 6 AWG green/yellow wire from the main cabinets grounding bar, this wire is labled (GND1).

From this block a network of green/yellow wiring is spread across the plant. At every bonding connection point a 10 AWG wire composed of a tapp-off clamp as well as a cableharness is used to connect the surface to the bonding network.

Equipment Bonding example

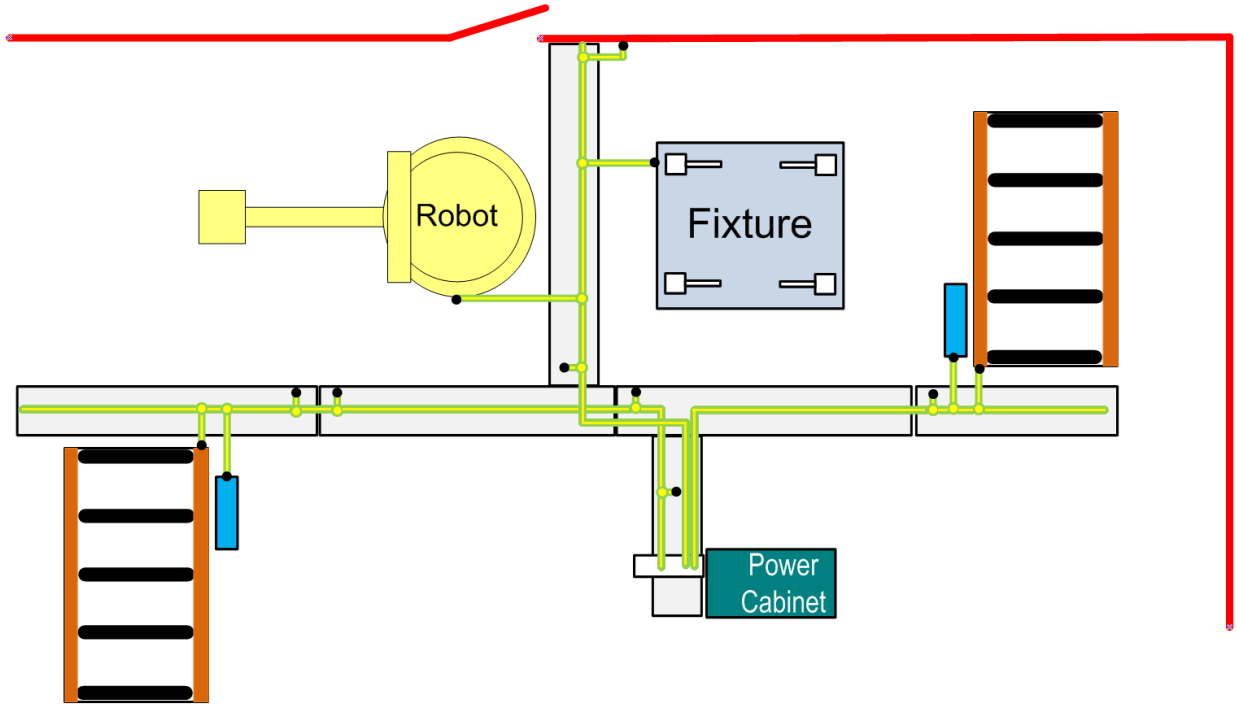

PLC Card Naming:
The following chart shall be used to cross-reference the naming of PLC cards in PDP & RIO enclosures. This chart is generic and not every enclosure will exist in this package.

Enc Type	Number	Slot 1	Slot 2	Slot 3	Slot 4	Slot 5	Slot 6	Slot 7	Slot 8	Slot 9	Slot 10	Slot 11	Slot 12	Slot 13	Slot 14
PDP	UC11 PDP1														
	UC11	KF11.11	KF11.12	KF11.13	KF11.14	KF11.31	KF11.32	KF11.21	KF11.41	KF11.42	KF11.51	KF11.52	KF11.53	KF11.54	
		DI x16	DI x16	DI x16	DI x16	F-DI x 8	F-DI x 8	DQ x16	F-DQ x 4	F-DQ x 4	F-RQ x 1	F-RQ x 1	F-RQ x 1	F-RQ x 1	
		IB 50..51	IB 52..53	IB 54..55	IB 56..57	IB 5050..5055	IB 5056..5061		IB 5062..5066	IB 5067..5071	IB 5072	IB 5073	IB 5074	IB 5075	
						QB 5050..5053	QB 5056..5059	QB 50..51	QB 5062..5066	QB 5067..5071					
	UC12 PDP2														
	UC12	KF12.11	KF12.12	KF12.13	KF12.14	KF12.31	KF12.32	KF12.21	KF12.41	KF12.42	KF12.51	KF12.52	KF12.53	KF12.54	
		DI x16	DI x16	DI x16	DI x16	F-DI x 8	F-DI x 8	DQ x16	F-DQ x 4	F-DQ x 4	F-RQ x 1	F-RQ x 1	F-RQ x 1	F-RQ x 1	
		IB 80..81	IB 82..83	IB 84..85	IB 86..87	IB 5080..5085	IB 5086..5091		IB 5092..5096	IB 5097..5101	IB 5102	IB 5103	IB 5104	IB 5105	
						QB 5080..5083	QB 5086..5089	QB 80..81	QB 5092..5096	QB 5097..5101					
	UC13 PDP3														
	UC13	KF13.11	KF13.12	KF13.13	KF13.14	KF13.31	KF13.32	KF13.21	KF13.41	KF13.42	KF13.51	KF13.52	KF13.53	KF13.54	
		DI x16	DI x16	DI x16	DI x16	F-DI x 8	F-DI x 8	DQ x16	F-DQ x 4	F-DQ x 4	F-RQ x 1	F-RQ x 1	F-RQ x 1	F-RQ x 1	
		IB 110..111	IB 112..113	IB 114..115	IB 116..117	IB 5110..5115	IB 5116..5121		IB 5122..5126	IB 5127..5131	IB 5132	IB 5133	IB 5134	IB 5135	
						QB 5110..5113	QB 5116..5119	QB 110..111	QB 5122..5126	QB 5127..5131					
RIO	UC14 RIO1														
	UC14	KF14.11	KF14.12	KF14.31	KF14.32	KF14.21	KF14.41	KF14.42	KF14.51	KF14.52	KF14.53	KF14.54			
		DI x16	DI x16	F-DI x 8	F-DI x 8	DQ x16	F-DQ x 4	F-DQ x 4	F-RQ x 1	F-RQ x 1	F-RQ x 1	F-RQ x 1			
		IB 200..201	IB 202..203	IB 5200..5205	IB 5206..5211		IB 5212..5216	IB 5217..5221	IB 5222	IB 5223	IB 5224	IB 5225			
				QB 5200..5203	QB 5206..5209	QB 200..201	QB 5212..5216	QB 5217..5221							
	UC15 RIO2														
	UC15	KF15.11	KF15.12	KF15.31	KF15.32	KF15.21	KF15.41	KF15.42	KF15.51	KF15.52	KF15.53	KF15.54			
		DI x16	DI x16	F-DI x 8	F-DI x 8	DQ x16	F-DQ x 4	F-DQ x 4	F-RQ x 1	F-RQ x 1	F-RQ x 1	F-RQ x 1			
		IB 230..231	IB 232..233	IB 5230..5235	IB 5236..5241		IB 5242..5246	IB 5247..5251	IB 5252	IB 5253	IB 5254	IB 5255			
				QB 5230..5233	QB 5236..5239	QB 230..231	QB 5242..5246	QB 5247..5251							
	UC16 RIO3														
	UC16	KF16.11	KF16.12	KF16.31	KF16.32	KF16.21	KF16.41	KF16.42	KF16.51	KF16.52	KF16.53	KF16.54			
		DI x16	DI x16	F-DI x 8	F-DI x 8	DQ x16	F-DQ x 4	F-DQ x 4	F-RQ x 1	F-RQ x 1	F-RQ x 1	F-RQ x 1			
		IB 260..261	IB 262..263	IB 5260..5265	IB 5266..5271		IB 5272..5276	IB 5277..5281	IB 5282	IB 5283	IB 5284	IB 5285			
				QB 5260..5263	QB 5266..5269	QB 260..261	QB 5272..5276	QB 5287..5281							
	UC17 RIO4														
	UC17	KF17.11	KF17.12	KF17.31	KF17.32	KF17.21	KF17.41	KF17.42	KF17.51	KF17.52	KF17.53	KF17.54			
		DI x16	DI x16	F-DI x 8	F-DI x 8	DQ x16	F-DQ x 4	F-DQ x 4	F-RQ x 1	F-RQ x 1	F-RQ x 1	F-RQ x 1			
		IB 290..291	IB 292..293	IB 5290..5295	IB 5296..5301		IB 5302..5306	IB 5307..5311	IB 5312	IB 5313	IB 5314	IB 5315			
				QB 5290..5293	QB 5296..5299	QB 290..291	QB 5302..5306	QB 5307..5311							

Table of contents

Column X: An automatically generated page was edited

F06_001

Page	Page description	supplementary page field	Date	Edited by	X
&EAA/1	Title page / cover sheet		7/7/2022	KMAFFRE	
&EAA/2	Project structure		7/7/2022	KMAFFRE	
&EAA/3	Letter codes/colors		7/18/2022	KMAFFRE	
&EAA/4	Equipment Bonding policy		7/15/2022	KMAFFRE	
&EAA/5	PLC Card Naming		8/2/2022	KMAFFRE	
&EAB/1	Table of contents : &EAA/1 - &EFA=FQ99V1+V1/3		11/14/2022	KMAFFRE	
&EAB/1.a	Table of contents : &EFA=FQ99V1+V1/4 - &EFS=V1AR21XQ11WC1+V1AR21XQ11UC01/1		10/19/2022	KMAFFRE	
&EAB/1.b	Table of contents : &EFS=V1AR22KF1+V1AR22UC01/1 - &EFS=V1KF1+V1UC11/12		10/19/2022	KMAFFRE	
&EAB/1.c	Table of contents : &EFS=V1KF1+V1UC11/13 - &EFS=V1WC2+V1UC11/11		11/14/2022	KMAFFRE	
&EAB/1.d	Table of contents : &EFS=V1WC2+V1UC11/12 - &EFS=V1WC4+V1UC11/17		11/14/2022	KMAFFRE	
&EAB/1.e	Table of contents : &EFS=V1WC4+V1UC11/18 - &EFS=V1WR1UQ51UQ2+V1WR1UQ51UQ2/1		10/19/2022	KMAFFRE	
&EAB/1.f	Table of contents : &EFS=V1WR1UQ51UQ3+V1WR1UQ51UQ3/1 - &EFS=V1WR1UQ52UQ6+V1WR1UQ52UQ6/1		10/19/2022	KMAFFRE	
&EAB/1.g	Table of contents : &EFS=V1WR1UQ52UQ7+V1WR1UQ52UQ7/1 - &EFS=V1WR1UQ53UQ18+V1WR1UQ53UQ18/1		10/19/2022	KMAFFRE	
&EAB/1.h	Table of contents : &EFS=V1WR1UQ53UQ19+V1WR1UQ53UQ19/1 - &ELU/13		10/19/2022	KMAFFRE	
&EAB/1.i	Table of contents : &ELU/14 - &ELU=V1UC46+V1UC46/2		11/14/2022	KMAFFRE	
&EAB/1.j	Table of contents : &EMA=KF0KF1+UC31/1 - &EMA=V1KF1+V1UC11/2		10/19/2022	KMAFFRE	
&EAB/1.k	Table of contents : &EMA=V1KF1+V1UC11/3 - &EMA=V1WR1UQ51BG0+V1WR1UQ51/1		11/14/2022	KMAFFRE	
&EAB/1.l	Table of contents : &EMA=V1WR1UQ51BG0+V1WR1UQ51/2 - &EMA=V1WR1UQ51UQ4.1+V1WR1UQ51UQ4.1/1		10/19/2022	KMAFFRE	
&EAB/1.m	Table of contents : &EMA=V1WR1UQ51UQ5.1+V1WR1UQ51UQ5.1/1 - &EMA=V1WR1UQ52BG0+V1WR1UQ52/1		10/19/2022	KMAFFRE	
&EAB/1.n	Table of contents : &EMA=V1WR1UQ52BG0+V1WR1UQ52/2 - &EMA=V1WR1UQ52UQ2.4+V1WR1UQ52UQ2.4/1		10/19/2022	KMAFFRE	
&EAB/1.o	Table of contents : &EMA=V1WR1UQ52UQ2.4+V1WR1UQ52UQ2.4/2 - &EMA=V1WR1UQ53BG0+V1WR1UQ53/7		10/19/2022	KMAFFRE	
&EAB/1.p	Table of contents : &EMA=V1WR1UQ53BG0+V1WR1UQ53/8 - &EMA=V1WR1UQ53UQ7.1+V1WR1UQ53UQ7.1/1		10/19/2022	KMAFFRE	
&EAB/1.q	Table of contents : &EMA=V1WR1UQ53UQ8.1+V1WR1UQ53UQ8.1/1 - &EMA=V1WR1UQ54BG0+V1WR1UQ54/7		10/19/2022	KMAFFRE	
&EAB/1.r	Table of contents : &EMA=V1WR1UQ54BG0+V1WR1UQ54/8 - &EMC/1.f		10/19/2022	KMAFFRE	
&EAB/1.s	Table of contents : &EMC/1.g - &EPB+V1WR1UQ51UQ4.1/1		11/14/2022	KMAFFRE	
&EAB/1.t	Table of contents : &EPB+V1WR1UQ51UQ5.1/1 - &EPB+V1WR1UQ52UQ4.1/1		10/19/2022	KMAFFRE	
&EAB/1.u	Table of contents : &EPB+V1WR1UQ52UQ4.2/1 - &EPB+V1WR1UQ53UQ13.1/1		10/19/2022	KMAFFRE	
&EAB/1.v	Table of contents : &EPB+V1WR1UQ53UQ13.2/1 - &ETT/10		11/14/2022	KMAFFRE	
&EAB/1.w	Table of contents : &ETT/11 - &EYY/1		10/19/2022	KMAFFRE	
&EAB/1.x	Table of contents : &EYY/1.a - &EAZ/8		10/19/2022	KMAFFRE	
&EFA=FQ99V1+V1/1	EQUIPMENT BONDING		9/6/2022	MKLEPADLO	
&EFA=FQ99V1+V1/2	EQUIPMENT BONDING		9/6/2022	MKLEPADLO	
&EFA=FQ99V1+V1/3	EQUIPMENT BONDING		9/6/2022	MKLEPADLO	

Table of contents

Column X: An automatically generated page was edited

F06_001

Page	Page description	supplementary page field	Date	Edited by	X
&EFA=FQ99V1+V1/4	EQUIPMENT BONDING		9/6/2022	MKLEPADLO	
&EFS=KF0FQ0+UC31/1	Operating box UC91 MOP		9/6/2022	MKLEPADLO	
&EFS=KF0KF1+UC31/1	CPU 1515-F-2PN, Failsafe		9/6/2022	MKLEPADLO	
&EFS=KF0KF1+UC31/2	Cell interface S615		9/6/2022	MKLEPADLO	
&EFS=KF0KF1+UC31/3	Switch, Scalance XC216		9/6/2022	MKLEPADLO	
&EFS=KF0KF1+UC31/6	MOP, PC		9/6/2022	MKLEPADLO	
&EFS=KF0KF1+UC31/10	Network overview		9/6/2022	MKLEPADLO	
&EFS=KF0KF1+UC31/11	IM 155 PN		9/6/2022	MKLEPADLO	
&EFS=KF0KF1+UC31/12	ET200S Wiring DI		9/6/2022	MKLEPADLO	
&EFS=KF0KF1+UC31/14	ET200S Wiring DO		9/6/2022	MKLEPADLO	
&EFS=KF0KF1+UC31/18	ET200S Wiring F-DI		9/6/2022	MKLEPADLO	
&EFS=KF0KF1+UC31/21	ET200S Cross-reference Input module		7/7/2022	KMAFFRE	
&EFS=KF0KF1+UC31/41	ET200S Cross-reference Output module		7/7/2022	KMAFFRE	
&EFS=KF0KF1+UC31/81	ET200S Cross-reference Safe input module		7/7/2022	KMAFFRE	
&EFS=KF0PZ1+UC31/1	Indication column		9/6/2022	MKLEPADLO	
&EFS=KF0SF1+UC31/1	Operating box UC91 MOP		9/6/2022	MKLEPADLO	
&EFS=KF0SF1+UC31/2	Operating box UC92 MOP		9/6/2022	MKLEPADLO	
&EFS=KF0WC3+UC31/1	Incomming power supply 120 VAC		9/6/2022	MKLEPADLO	
&EFS=KF0WC3+UC31/2	Outlet PLC 120VAC		9/6/2022	MKLEPADLO	
&EFS=KF0WC3+UC31/3	Monitoring 120VAC		9/6/2022	MKLEPADLO	
&EFS=KF0WC4+UC31/1	Power distribution 24VDC		9/6/2022	MKLEPADLO	
&EFS=KF0WC4+UC31/2	Power distribution, UPS		9/6/2022	MKLEPADLO	
&EFS=KF0WC4+UC31/3	Power distribution 24VDC 1L+		9/6/2022	MKLEPADLO	
&EFS=KF0WC4+UC31/4	Power distribution 24VDC 2L+		9/6/2022	MKLEPADLO	
&EFS=KF0WC4+UC31/5	Power distribution 24VDC 3L+		9/6/2022	MKLEPADLO	
&EFS=KF0WC4+UC31/6	Power distribution 24VDC 4L+		9/6/2022	MKLEPADLO	
&EFS=KH0+KH0/1	Incoming air supply (Main)		10/19/2022	KMAFFRE	
&EFS=KH0+KH0/2	Incoming air supply (Turntable)		10/19/2022	KMAFFRE	
&EFS=KH3+KH3/1	Incoming water supply (Filter)		10/19/2022	KMAFFRE	
&EFS=KH3+KH3/2	Incoming water supply (Main)		10/19/2022	KMAFFRE	
&EFS=V1AR21KF1+V1AR21UC01/1	Incoming Profinet		9/6/2022	MKLEPADLO	
&EFS=V1AR21WC1+V1AR21UC01/1	Incoming power		9/6/2022	MKLEPADLO	
&EFS=V1AR21XQ11WC1+V1AR21XQ11UC01/1	Incoming power		9/6/2022	MKLEPADLO	

Table of contents

Column X: An automatically generated page was edited

F06_001

Page	Page description	supplementary page field	Date	Edited by	X
&EFS=V1AR22KF1+V1AR22UC01/1	Incoming Profinet		9/6/2022	MKLEPADLO	
&EFS=V1AR22WC1+V1AR22UC01/1	Incoming power		9/6/2022	MKLEPADLO	
&EFS=V1AR22XQ11WC1+V1AR22XQ11UC01/1	Incoming power		9/6/2022	MKLEPADLO	
&EFS=V1AR23KF1+V1AR23UC01/1	Incoming Profinet		9/6/2022	MKLEPADLO	
&EFS=V1AR23WC1+V1AR23UC01/1	Incoming power		9/6/2022	MKLEPADLO	
&EFS=V1AR23XQ11WC1+V1AR23XQ11UC01/1	Incoming power		9/6/2022	MKLEPADLO	
&EFS=V1AR24KF1+V1AR24UC01/1	Incoming Profinet		9/6/2022	MKLEPADLO	
&EFS=V1AR24WC1+V1AR24UC01/1	Incoming power		9/6/2022	MKLEPADLO	
&EFS=V1AR24XQ11WC1+V1AR24XQ11UC01/1	Incoming power		9/6/2022	MKLEPADLO	
&EFS=V1FQ1+V1FQ1/1	Door lock sensor -BG1		9/6/2022	MKLEPADLO	
&EFS=V1FQ1+V1FQ1/20	Light Curtain		9/6/2022	MKLEPADLO	
&EFS=V1FQ1+V1FQ1/21	Light Curtain		10/7/2022	KMAFFRE	
&EFS=V1FQ1+V1FQ1/22	Safety Mats		10/5/2022	KMAFFRE	
&EFS=V1FQ1+V1UC11/1	Safety power monitoring RQ - KF11.51		9/6/2022	MKLEPADLO	
&EFS=V1FQ1+V1UC11/2	Safety power monitoring RQ - KF11.52		9/6/2022	MKLEPADLO	
&EFS=V1FQ1+V1UC11/3	Safety power monitoring RQ - KF11.53		9/6/2022	MKLEPADLO	
&EFS=V1FQ1+V1UC11/4	Safety power monitoring RQ - KF11.54		9/6/2022	MKLEPADLO	
&EFS=V1FQ1+V1UC46/1	Safety power monitoring RQ - KF46.51		9/6/2022	MKLEPADLO	
&EFS=V1FQ1+V1UC46/2	Safety power monitoring RQ - KF46.52		9/6/2022	MKLEPADLO	
&EFS=V1FQ1+V1UC46/3	Safety power monitoring RQ - KF46.53		9/6/2022	MKLEPADLO	
&EFS=V1FQ1+V1UC46/4	Safety power monitoring RQ - KF46.54		9/6/2022	MKLEPADLO	
&EFS=V1KF1+V1UC11/1	Switch, Scalance X216		9/6/2022	MKLEPADLO	
&EFS=V1KF1+V1UC11/2	Network Overview		9/6/2022	MKLEPADLO	
&EFS=V1KF1+V1UC11/3	IM 155 PN		9/6/2022	MKLEPADLO	
&EFS=V1KF1+V1UC11/4	ET200S Wiring DI		9/6/2022	MKLEPADLO	
&EFS=V1KF1+V1UC11/5	ET200S Wiring DI		9/6/2022	MKLEPADLO	
&EFS=V1KF1+V1UC11/6	ET200S Wiring F-DI		9/6/2022	MKLEPADLO	
&EFS=V1KF1+V1UC11/7	ET200S Wiring DQ		9/6/2022	MKLEPADLO	
&EFS=V1KF1+V1UC11/8	ET200S Wiring F-DQ		9/6/2022	MKLEPADLO	
&EFS=V1KF1+V1UC11/9	ET200S DI Overview KF11.11		7/7/2022	KMAFFRE	
&EFS=V1KF1+V1UC11/10	ET200S DI Overview KF11.12		8/4/2022	KMAFFRE	
&EFS=V1KF1+V1UC11/11	ET200S DI Overview KF11.13		8/16/2022	MKLEPADLO	
&EFS=V1KF1+V1UC11/12	ET200S DI Overview KF11.14		10/19/2022	KMAFFRE	

Table of contents

Column X: An automatically generated page was edited

F06_001

Page	Page description	supplementary page field	Date	Edited by	X
&EFS=V1KF1+V1UC11/13	ET200S DQ Overview KF11.21		7/7/2022	KMAFFRE	
&EFS=V1KF1+V1UC11/14	ET200S F-DI Overview KF11.31		7/7/2022	KMAFFRE	
&EFS=V1KF1+V1UC11/15	ET200S F-DI Overview KF11.32		7/7/2022	KMAFFRE	
&EFS=V1KF1+V1UC11/16	ET200S F-DQ Overview KF11.41		7/7/2022	KMAFFRE	
&EFS=V1KF1+V1UC11/17	ET200S F-DQ Overview KF11.42		7/7/2022	KMAFFRE	
&EFS=V1KF1+V1UC11/18	ET200S F-RQ Overview KF11.51		7/7/2022	KMAFFRE	
&EFS=V1KF1+V1UC11/19	ET200S F-RQ Overview KF11.52		7/7/2022	KMAFFRE	
&EFS=V1KF1+V1UC11/20	ET200S F-RQ Overview KF11.53		7/7/2022	KMAFFRE	
&EFS=V1KF1+V1UC11/21	ET200S F-RQ Overview KF11.54		7/7/2022	KMAFFRE	
&EFS=V1KF1+V1UC46/101	Switch, Scalance XC208		9/6/2022	MKLEPADLO	
&EFS=V1KF1+V1UC46/102	Network Overview		9/6/2022	MKLEPADLO	
&EFS=V1KF1+V1UC46/103	IM 155 PN		9/6/2022	MKLEPADLO	
&EFS=V1KF1+V1UC46/104	ET200S Wiring DI		11/14/2022	KMAFFRE	
&EFS=V1KF1+V1UC46/105	ET200S Wiring F-DQ		9/6/2022	MKLEPADLO	
&EFS=V1KF1+V1UC46/106	ET200S DI Overview KF46.11		7/7/2022	KMAFFRE	
&EFS=V1KF1+V1UC46/107	ET200S F-DQ Overview KF46.41		7/7/2022	KMAFFRE	
&EFS=V1KF1+V1UC46/108	ET200S F-RQ Overview KF46.51		7/7/2022	KMAFFRE	
&EFS=V1KF1+V1UC46/109	ET200S F-RQ Overview KF46.52		7/7/2022	KMAFFRE	
&EFS=V1KF1+V1UC46/110	ET200S F-RQ Overview KF46.53		7/7/2022	KMAFFRE	
&EFS=V1KF1+V1UC46/111	ET200S F-RQ Overview KF46.54		7/7/2022	KMAFFRE	
&EFS=V1PZ1PF1+V1UC61/1	Indication column		9/15/2022	KMAFFRE	
&EFS=V1PZ1PF2+V1UC62/1	Indication column		9/6/2022	MKLEPADLO	
&EFS=V1SF0PG1+V1UC51/1	TP700: S010 Display		10/31/2022	MKLEPADLO	
&EFS=V1SF0PG2+V1UC52/1	TP700: S010 Display		10/31/2022	MKLEPADLO	
&EFS=V1SF0SF1+V1UC71/1	S010 Operating box RB		10/31/2022	MKLEPADLO	
&EFS=V1SF0SF2+V1UC72/1	S010 Operating box RB		10/31/2022	MKLEPADLO	
&EFS=V1U10U01KF1+V1U10U01/10	MURR MODULE 8 IN/ 8 OUT		9/6/2022	MKLEPADLO	
&EFS=V1U10U01PF0+V1U10U01/2	Station Dome Light		9/6/2022	MKLEPADLO	
&EFS=V1WC1+V1UC11/1	Incoming power supply 480 VAC		9/6/2022	KMAFFRE	
&EFS=V1WC1+V1UC161/1	Incoming weld power supply 480 VAC		9/6/2022	MKLEPADLO	
&EFS=V1WC1+V1UC162/1	Incoming weld power supply 480 VAC		9/6/2022	MKLEPADLO	
&EFS=V1WC2+V1UC11/10	Power distribution 480 VAC		9/6/2022	KMAFFRE	
&EFS=V1WC2+V1UC11/11	Power distribution 480 VAC		9/6/2022	KMAFFRE	

Table of contents

Column X: An automatically generated page was edited

F06_001

Page	Page description	supplementary page field	Date	Edited by	X
&EFS=V1WC2+V1UC11/12	Power distribution 480 VAC		9/6/2022	KMAFFRE	
&EFS=V1WC2+V1UC11/13	Power distribution 480 VAC		9/6/2022	MKLEPADLO	
&EFS=V1WC2+V1UC11/14	Power distribution 480 VAC		9/6/2022	MKLEPADLO	
&EFS=V1WC2+V1UC11/15	Power distribution 480 VAC		9/6/2022	MKLEPADLO	
&EFS=V1WC2+V1UC11/16	Power distribution 480 VAC		9/6/2022	KMAFFRE	
&EFS=V1WC2+V1UC11/41	Power distribution 480 VAC monitoring		10/6/2022	KMAFFRE	
&EFS=V1WC2+V1UC11/42	Power distribution 480 VAC monitoring		10/20/2022	KMAFFRE	
&EFS=V1WC2+V1UC11/43	Power distribution 480 VAC monitoring		10/20/2022	KMAFFRE	
&EFS=V1WC2+V1UC161/10	Weld power distribution 480 VAC		9/6/2022	MKLEPADLO	
&EFS=V1WC2+V1UC162/10	Weld power distribution 480 VAC		9/6/2022	MKLEPADLO	
&EFS=V1WC3+V1UC11/1	Power Distribution 120 VAC (Above Disconnect)		10/6/2022	KMAFFRE	
&EFS=V1WC3+V1UC11/2	Power Distribution 120 VAC (Below Disconnect)		9/6/2022	KMAFFRE	
&EFS=V1WC3+V1UC11/3	Power Distribution 120 VAC (Below Disconnect)		10/6/2022	KMAFFRE	
&EFS=V1WC3+V1UC11/4	Power distribution 120 VAC monitoring (Above Disconnect)		10/20/2022	KMAFFRE	
&EFS=V1WC3+V1UC46/1	Power distribution 120 VAC		9/6/2022	MKLEPADLO	
&EFS=V1WC3+V1UC46/2	Monitoring 120VAC		9/6/2022	MKLEPADLO	
&EFS=V1WC4+V1UC11/1	Power distribution 24VDC (Above Disconnect)		10/6/2022	KMAFFRE	
&EFS=V1WC4+V1UC11/2	Power distribution 24VDC HL+		9/6/2022	MKLEPADLO	
&EFS=V1WC4+V1UC11/3	Power distribution 24VDC 1L+		10/6/2022	KMAFFRE	
&EFS=V1WC4+V1UC11/4	Power distribution 24VDC 2L+		9/6/2022	MKLEPADLO	
&EFS=V1WC4+V1UC11/5	Power distribution 24VDC 3L+		10/20/2022	KMAFFRE	
&EFS=V1WC4+V1UC11/6	Power distribution 24VDC 4L+		9/6/2022	MKLEPADLO	
&EFS=V1WC4+V1UC11/7	Power distribution 24VDC 5L+		9/6/2022	MKLEPADLO	
&EFS=V1WC4+V1UC11/8	Power distribution 24VDC 6L+		9/6/2022	MKLEPADLO	
&EFS=V1WC4+V1UC11/9	Power distribution 24VDC 7L+		9/6/2022	MKLEPADLO	
&EFS=V1WC4+V1UC11/10	Power distribution 24VDC 8L+		9/6/2022	MKLEPADLO	
&EFS=V1WC4+V1UC11/11	Power distribution 24VDC (Below Disconnect)		10/6/2022	KMAFFRE	
&EFS=V1WC4+V1UC11/12	Power distribution 24VDC 11L+		9/6/2022	MKLEPADLO	
&EFS=V1WC4+V1UC11/13	Power distribution 24VDC 12L+		9/6/2022	MKLEPADLO	
&EFS=V1WC4+V1UC11/14	Power distribution 24VDC 13L+		9/6/2022	MKLEPADLO	
&EFS=V1WC4+V1UC11/15	Power distribution 24VDC 14L+		9/6/2022	MKLEPADLO	
&EFS=V1WC4+V1UC11/16	Power distribution 24VDC 15L+		9/6/2022	MKLEPADLO	
&EFS=V1WC4+V1UC11/17	Power distribution 24VDC 16L+		9/6/2022	MKLEPADLO	

Table of contents

Column X: An automatically generated page was edited

F06_001

Page	Page description	supplementary page field	Date	Edited by	X
&EFS=V1WC4+V1UC11/18	Power distribution 24VDC 17L+		9/6/2022	MKLEPADLO	
&EFS=V1WC4+V1UC11/19	Power distribution 24VDC 18L+		9/6/2022	MKLEPADLO	
&EFS=V1WC4+V1UC11/20	24VDC Unswitched Power 1		9/6/2022	MKLEPADLO	
&EFS=V1WC4+V1UC11/21	24VDC Unswitched Power 2		9/6/2022	MKLEPADLO	
&EFS=V1WC4+V1UC11/22	24VDC Unswitched Power 3		9/6/2022	MKLEPADLO	
&EFS=V1WC4+V1UC11/23	24VDC Unswitched Power 4		9/6/2022	MKLEPADLO	
&EFS=V1WC4+V1UC11/24	24VDC Switched Power 1		9/6/2022	MKLEPADLO	
&EFS=V1WC4+V1UC11/25	24VDC Switched Power 2		9/6/2022	MKLEPADLO	
&EFS=V1WC4+V1UC11/26	24VDC Switched Power 3		9/6/2022	MKLEPADLO	
&EFS=V1WC4+V1UC11/27	24VDC Switched Power 4		9/6/2022	MKLEPADLO	
&EFS=V1WC4+V1UC46/1	Power distribution 24VDC for Inputs		9/6/2022	MKLEPADLO	
&EFS=V1WC4+V1UC46/2	Power distribution 24VDC 1L+		9/6/2022	MKLEPADLO	
&EFS=V1WC4+V1UC46/3	Power distribution 24VDC 2L+		9/6/2022	MKLEPADLO	
&EFS=V1WC4+V1UC46/4	Power distribution 24VDC 2L+		9/6/2022	MKLEPADLO	
&EFS=V1WC4+V1UC46/5	Power distribution 24VDC 3L+		9/6/2022	MKLEPADLO	
&EFS=V1WC4+V1UC46/6	Power distribution 24VDC 3L+		9/6/2022	MKLEPADLO	
&EFS=V1WC4+V1UC46/7	Power distribution 24VDC 4L+		9/6/2022	MKLEPADLO	
&EFS=V1WR1BG0+V1WR1/1	TURNTABLE POSITION SENSORS		10/12/2022	KMAFFRE	
&EFS=V1WR1KF1+V1WR1/1	MURR MODULE SAFE 16 IN		10/12/2022	KMAFFRE	
&EFS=V1WR1KF2+V1WR1/1	MURR MODULE SAFE 16 IN		10/12/2022	KMAFFRE	
&EFS=V1WR1UQ51BG0+V1WR1UQ51/1	SENSORS		9/6/2022	MKLEPADLO	
&EFS=V1WR1UQ51BG0+V1WR1UQ51/2	SENSORS		9/6/2022	MKLEPADLO	
&EFS=V1WR1UQ51BG0+V1WR1UQ51/3	SENSORS		9/6/2022	MKLEPADLO	
&EFS=V1WR1UQ51KF1+V1WR1UQ51/1	CONNECTING MOD. FOR VTSA MANIFOLD		9/6/2022	MKLEPADLO	
&EFS=V1WR1UQ51KF1+V1WR1UQ51/2	I/O MOD. DI16 (8 x M12) FOR VTSA-F		9/6/2022	MKLEPADLO	
&EFS=V1WR1UQ51KF1+V1WR1UQ51/3	I/O MOD. DI16 (8 x M12) FOR VTSA-F		9/6/2022	MKLEPADLO	
&EFS=V1WR1UQ51KF1+V1WR1UQ51/4	CONNECTING MOD. FOR FESTO DQ		9/12/2022	KMAFFRE	
&EFS=V1WR1UQ51KF2+V1WR1UQ51/1	CONNECTING MOD. FOR VTSA MANIFOLD		9/6/2022	MKLEPADLO	
&EFS=V1WR1UQ51KF2+V1WR1UQ51/2	I/O MOD. DI16 (8 x M12) FOR VTSA-F		9/6/2022	MKLEPADLO	
&EFS=V1WR1UQ51KF2+V1WR1UQ51/3	I/O MOD. DI16 (8 x M12) FOR VTSA-F		9/6/2022	MKLEPADLO	
&EFS=V1WR1UQ51KF2+V1WR1UQ51/4	CONNECTING MOD. FOR FESTO DQ		9/12/2022	KMAFFRE	
&EFS=V1WR1UQ51UQ1+V1WR1UQ51UQ1/1	FESTO DQ CONNECTION QN1		9/12/2022	KMAFFRE	
&EFS=V1WR1UQ51UQ2+V1WR1UQ51UQ2/1	FESTO DQ CONNECTION QN2		9/12/2022	KMAFFRE	

Table of contents

Column X: An automatically generated page was edited

F06_001

Page	Page description	supplementary page field	Date	Edited by	X
&EFS=V1WR1UQ51UQ3+V1WR1UQ51UQ3/1	FESTO DQ CONNECTION QN3		9/12/2022	KMAFFRE	
&EFS=V1WR1UQ51UQ4+V1WR1UQ51UQ4/1	FESTO DQ CONNECTION QN4		9/12/2022	KMAFFRE	
&EFS=V1WR1UQ51UQ5+V1WR1UQ51UQ5/1	FESTO DQ CONNECTION QN5		9/12/2022	KMAFFRE	
&EFS=V1WR1UQ51UQ6+V1WR1UQ51UQ6/1	FESTO DQ CONNECTION QN6		9/12/2022	KMAFFRE	
&EFS=V1WR1UQ51UQ7+V1WR1UQ51UQ7/1	FESTO DQ CONNECTION QN7		9/12/2022	KMAFFRE	
&EFS=V1WR1UQ51UQ8+V1WR1UQ51UQ8/1	FESTO DQ CONNECTION QN8		9/12/2022	KMAFFRE	
&EFS=V1WR1UQ51UQ9+V1WR1UQ51UQ9/1	FESTO DQ CONNECTION QN9		9/12/2022	KMAFFRE	
&EFS=V1WR1UQ51UQ10+V1WR1UQ51UQ10/1	FESTO DQ CONNECTION QN10		9/12/2022	KMAFFRE	
&EFS=V1WR1UQ51UQ11+V1WR1UQ51UQ11/1	FESTO DQ CONNECTION QN11		9/12/2022	KMAFFRE	
&EFS=V1WR1UQ51UQ12+V1WR1UQ51UQ12/1	FESTO DQ CONNECTION QN12		9/12/2022	KMAFFRE	
&EFS=V1WR1UQ51UQ13+V1WR1UQ51UQ13/1	FESTO DQ CONNECTION QN13		9/12/2022	KMAFFRE	
&EFS=V1WR1UQ51UQ14+V1WR1UQ51UQ14/1	FESTO DQ CONNECTION QN14		9/12/2022	KMAFFRE	
&EFS=V1WR1UQ51UQ15+V1WR1UQ51UQ15/1	FESTO DQ CONNECTION QN15		9/12/2022	KMAFFRE	
&EFS=V1WR1UQ51UQ16+V1WR1UQ51UQ16/1	FESTO DQ CONNECTION QN16		9/12/2022	KMAFFRE	
&EFS=V1WR1UQ51UQ17+V1WR1UQ51UQ17/1	FESTO DQ CONNECTION QN17		9/12/2022	KMAFFRE	
&EFS=V1WR1UQ51UQ18+V1WR1UQ51UQ18/1	FESTO DQ CONNECTION QN18		9/12/2022	KMAFFRE	
&EFS=V1WR1UQ51UQ19+V1WR1UQ51UQ19/1	FESTO DQ CONNECTION QN19		9/12/2022	KMAFFRE	
&EFS=V1WR1UQ51UQ20+V1WR1UQ51UQ20/1	FESTO DQ CONNECTION QN20		9/12/2022	KMAFFRE	
&EFS=V1WR1UQ51WC4+V1WR1UQ51/1	24VDC		9/6/2022	MKLEPADLO	
&EFS=V1WR1UQ52BG0+V1WR1UQ52/1	SENSORS		9/6/2022	MKLEPADLO	
&EFS=V1WR1UQ52BG0+V1WR1UQ52/2	SENSORS		9/6/2022	MKLEPADLO	
&EFS=V1WR1UQ52BG0+V1WR1UQ52/3	SENSORS		9/6/2022	MKLEPADLO	
&EFS=V1WR1UQ52KF1+V1WR1UQ52/1	CONNECTING MOD. FOR VTSA MANIFOLD		9/6/2022	MKLEPADLO	
&EFS=V1WR1UQ52KF1+V1WR1UQ52/2	I/O MOD. DI16 (8 x M12) FOR VTSA-F		9/6/2022	MKLEPADLO	
&EFS=V1WR1UQ52KF1+V1WR1UQ52/3	I/O MOD. DI16 (8 x M12) FOR VTSA-F		9/6/2022	KMAFFRE	
&EFS=V1WR1UQ52KF1+V1WR1UQ52/4	I/O MOD. DI16 (8 x M12) FOR VTSA-F		9/6/2022	KMAFFRE	
&EFS=V1WR1UQ52KF1+V1WR1UQ52/5	CONNECTING MOD. FOR FESTO DQ		9/12/2022	KMAFFRE	
&EFS=V1WR1UQ52UQ1+V1WR1UQ52UQ1/1	FESTO DQ CONNECTION QN1		9/12/2022	KMAFFRE	
&EFS=V1WR1UQ52UQ2+V1WR1UQ52UQ2/1	FESTO DQ CONNECTION QN2		9/12/2022	KMAFFRE	
&EFS=V1WR1UQ52UQ3+V1WR1UQ52UQ3/1	FESTO DQ CONNECTION QN3		9/12/2022	KMAFFRE	
&EFS=V1WR1UQ52UQ4+V1WR1UQ52UQ4/1	FESTO DQ CONNECTION QN4		9/12/2022	KMAFFRE	
&EFS=V1WR1UQ52UQ5+V1WR1UQ52UQ5/1	FESTO DQ CONNECTION QN5		9/12/2022	KMAFFRE	
&EFS=V1WR1UQ52UQ6+V1WR1UQ52UQ6/1	FESTO DQ CONNECTION QN6		9/12/2022	KMAFFRE	

Table of contents

Column X: An automatically generated page was edited

F06_001

Page	Page description	supplementary page field	Date	Edited by	X
&EFS=V1WR1UQ52UQ7+V1WR1UQ52UQ7/1	FESTO DQ CONNECTION QN7		9/12/2022	KMAFFRE	
&EFS=V1WR1UQ52UQ8+V1WR1UQ52UQ8/1	FESTO DQ CONNECTION QN8		9/12/2022	KMAFFRE	
&EFS=V1WR1UQ52UQ9+V1WR1UQ52UQ9/1	FESTO DQ CONNECTION QN9		9/12/2022	KMAFFRE	
&EFS=V1WR1UQ52WC4+V1WR1UQ52/1	24VDC		9/6/2022	MKLEPADLO	
&EFS=V1WR1UQ53BG0+V1WR1UQ53/1	SENSORS		9/6/2022	MKLEPADLO	
&EFS=V1WR1UQ53BG0+V1WR1UQ53/2	SENSORS		9/6/2022	MKLEPADLO	
&EFS=V1WR1UQ53BG0+V1WR1UQ53/3	SENSORS		9/6/2022	MKLEPADLO	
&EFS=V1WR1UQ53KF1+V1WR1UQ53/1	CONNECTING MOD. FOR VTSA MANIFOLD		9/6/2022	MKLEPADLO	
&EFS=V1WR1UQ53KF1+V1WR1UQ53/2	I/O MOD. DI16 (8 x M12) FOR VTSA-F		9/6/2022	MKLEPADLO	
&EFS=V1WR1UQ53KF1+V1WR1UQ53/3	I/O MOD. DI16 (8 x M12) FOR VTSA-F		9/6/2022	MKLEPADLO	
&EFS=V1WR1UQ53KF1+V1WR1UQ53/4	CONNECTING MOD. FOR FESTO DQ		9/12/2022	KMAFFRE	
&EFS=V1WR1UQ53KF2+V1WR1UQ53/1	CONNECTING MOD. FOR VTSA MANIFOLD		9/6/2022	MKLEPADLO	
&EFS=V1WR1UQ53KF2+V1WR1UQ53/2	I/O MOD. DI16 (8 x M12) FOR VTSA-F		9/6/2022	MKLEPADLO	
&EFS=V1WR1UQ53KF2+V1WR1UQ53/3	I/O MOD. DI16 (8 x M12) FOR VTSA-F		9/6/2022	MKLEPADLO	
&EFS=V1WR1UQ53KF2+V1WR1UQ53/4	CONNECTING MOD. FOR FESTO DQ		9/12/2022	KMAFFRE	
&EFS=V1WR1UQ53UQ1+V1WR1UQ53UQ1/1	FESTO DQ CONNECTION QN1		9/12/2022	KMAFFRE	
&EFS=V1WR1UQ53UQ2+V1WR1UQ53UQ2/1	FESTO DQ CONNECTION QN2		9/12/2022	KMAFFRE	
&EFS=V1WR1UQ53UQ3+V1WR1UQ53UQ3/1	FESTO DQ CONNECTION QN3		9/12/2022	KMAFFRE	
&EFS=V1WR1UQ53UQ4+V1WR1UQ53UQ4/1	FESTO DQ CONNECTION QN4		9/12/2022	KMAFFRE	
&EFS=V1WR1UQ53UQ5+V1WR1UQ53UQ5/1	FESTO DQ CONNECTION QN5		9/12/2022	KMAFFRE	
&EFS=V1WR1UQ53UQ6+V1WR1UQ53UQ6/1	FESTO DQ CONNECTION QN6		9/12/2022	KMAFFRE	
&EFS=V1WR1UQ53UQ7+V1WR1UQ53UQ7/1	FESTO DQ CONNECTION QN7		9/12/2022	KMAFFRE	
&EFS=V1WR1UQ53UQ8+V1WR1UQ53UQ8/1	FESTO DQ CONNECTION QN8		9/12/2022	KMAFFRE	
&EFS=V1WR1UQ53UQ9+V1WR1UQ53UQ9/1	FESTO DQ CONNECTION QN9		9/12/2022	KMAFFRE	
&EFS=V1WR1UQ53UQ10+V1WR1UQ53UQ10/1	FESTO DQ CONNECTION QN10		9/12/2022	KMAFFRE	
&EFS=V1WR1UQ53UQ11+V1WR1UQ53UQ11/1	FESTO DQ CONNECTION QN11		9/12/2022	KMAFFRE	
&EFS=V1WR1UQ53UQ12+V1WR1UQ53UQ12/1	FESTO DQ CONNECTION QN12		9/12/2022	KMAFFRE	
&EFS=V1WR1UQ53UQ13+V1WR1UQ53UQ13/1	FESTO DQ CONNECTION QN13		9/12/2022	KMAFFRE	
&EFS=V1WR1UQ53UQ14+V1WR1UQ53UQ14/1	FESTO DQ CONNECTION QN14		9/12/2022	KMAFFRE	
&EFS=V1WR1UQ53UQ15+V1WR1UQ53UQ15/1	FESTO DQ CONNECTION QN15		9/12/2022	KMAFFRE	
&EFS=V1WR1UQ53UQ16+V1WR1UQ53UQ16/1	FESTO DQ CONNECTION QN16		9/12/2022	KMAFFRE	
&EFS=V1WR1UQ53UQ17+V1WR1UQ53UQ17/1	FESTO DQ CONNECTION QN17		9/12/2022	KMAFFRE	
&EFS=V1WR1UQ53UQ18+V1WR1UQ53UQ18/1	FESTO DQ CONNECTION QN18		9/12/2022	KMAFFRE	

Table of contents

Column X: An automatically generated page was edited

F06_001

Page	Page description	supplementary page field	Date	Edited by	X
&EFS=V1WR1UQ53UQ19+V1WR1UQ53UQ19/1	FESTO DQ CONNECTION QN19		9/12/2022	KMAFFRE	
&EFS=V1WR1UQ53UQ20+V1WR1UQ53UQ20/1	FESTO DQ CONNECTION QN20		9/12/2022	KMAFFRE	
&EFS=V1WR1UQ53WC4+V1WR1UQ53/1	24VDC		9/6/2022	MKLEPADLO	
&EFS=V1WR1UQ54BG0+V1WR1UQ54/1	SENSORS		9/6/2022	MKLEPADLO	
&EFS=V1WR1UQ54BG0+V1WR1UQ54/2	SENSORS		9/6/2022	MKLEPADLO	
&EFS=V1WR1UQ54KF1+V1WR1UQ54/1	CONNECTING MOD. FOR VTSA MANIFOLD		9/6/2022	MKLEPADLO	
&EFS=V1WR1UQ54KF1+V1WR1UQ54/2	I/O MOD. DI16 (8 x M12) FOR VTSA-F		9/6/2022	MKLEPADLO	
&EFS=V1WR1UQ54KF1+V1WR1UQ54/3	I/O MOD. DI16 (8 x M12) FOR VTSA-F		9/6/2022	MKLEPADLO	
&EFS=V1WR1UQ54KF1+V1WR1UQ54/4	CONNECTING MOD. FOR FESTO DQ		9/12/2022	KMAFFRE	
&EFS=V1WR1UQ54UQ1+V1WR1UQ54UQ1/1	FESTO DQ CONNECTION QN1		9/12/2022	KMAFFRE	
&EFS=V1WR1UQ54UQ2+V1WR1UQ54UQ2/1	FESTO DQ CONNECTION QN2		9/12/2022	KMAFFRE	
&EFS=V1WR1UQ54UQ3+V1WR1UQ54UQ3/1	FESTO DQ CONNECTION QN3		9/12/2022	KMAFFRE	
&EFS=V1WR1UQ54UQ4+V1WR1UQ54UQ4/1	FESTO DQ CONNECTION QN4		9/12/2022	KMAFFRE	
&EFS=V1WR1UQ54UQ5+V1WR1UQ54UQ5/1	FESTO DQ CONNECTION QN5		9/12/2022	KMAFFRE	
&EFS=V1WR1UQ54UQ6+V1WR1UQ54UQ6/1	FESTO DQ CONNECTION QN6		9/12/2022	KMAFFRE	
&EFS=V1WR1UQ54UQ7+V1WR1UQ54UQ7/1	FESTO DQ CONNECTION QN7		9/12/2022	KMAFFRE	
&EFS=V1WR1UQ54UQ8+V1WR1UQ54UQ8/1	FESTO DQ CONNECTION QN8		9/12/2022	KMAFFRE	
&EFS=V1WR1UQ54WC4+V1WR1UQ54/1	24VDC		9/6/2022	MKLEPADLO	
&EFS=V1WR1WC1+V1WR1UC01/1	Incoming power & profinet		9/6/2022	MKLEPADLO	
&ELU/10	Enclosure legend : =KF0WC3+UC31-FC1 - =KF0WC4+UC31-FC11		9/6/2022	KMAFFRE	
&ELU/10.a	Enclosure legend : =KF0WC4+UC31-GA1 - =KF0WC4+UC31-GA1		9/6/2022	KMAFFRE	
&ELU/10.b	Enclosure legend : =KF0WC4+UC31-GB1 - =KF0WC4+UC31-TA1		9/6/2022	KMAFFRE	
&ELU/10.c	Enclosure legend : =KF0KF1+UC31-KF1.31 - =KF0KF1+UC31-KF31		9/6/2022	KMAFFRE	
&ELU/10.d	Enclosure legend : =KF0KF1+UC31-KF31.11 - =KF0KF1+UC31-KF31.11		9/6/2022	KMAFFRE	
&ELU/10.e	Enclosure legend : =KF0KF1+UC31-KF31.11 - =KF0KF1+UC31-KF31.11		9/6/2022	KMAFFRE	
&ELU/10.f	Enclosure legend : =KF0KF1+UC31-KF31.21 - =KF0KF1+UC31-KF31.21		9/6/2022	KMAFFRE	
&ELU/10.g	Enclosure legend : =KF0KF1+UC31-KF31.21 - =KF0KF1+UC31-KF31.21		9/6/2022	KMAFFRE	
&ELU/10.h	Enclosure legend : =KF0KF1+UC31-KF31.31 - =KF0KF1+UC31-KF31.31		9/6/2022	KMAFFRE	
&ELU/10.i	Enclosure legend : =KF0KF1+UC31-KF31.31 - =KF0KF1+UC31-KF100.31		9/6/2022	KMAFFRE	
&ELU/10.j	Enclosure legend : =KF0WC3+UC31-XD1 - =KF0WC3+UC31-XD2		9/6/2022	KMAFFRE	
&ELU/11	Enclosure legend : =KF0KF1+UC31-KF100.31-P6 - =KF0KF1+UC31-KF100.31-P16		9/6/2022	KMAFFRE	
&ELU/12	Enclosure legend : =KF0+UC31-UC31 - =KF0PZ1+UC31-PF1		9/6/2022	KMAFFRE	
&ELU/13	Enclosure legend : =KF0FQ0+UC31UC91-SF1 - =KF0SF1+UC31UC91-SF6		9/6/2022	KMAFFRE	

Table of contents

Column X: An automatically generated page was edited

F06_001

Page	Page description	supplementary page field	Date	Edited by	X
&ELU/14	Enclosure legend : =KF0SF1+UC31UC92-SF1/PF1 - =KF0SF1+UC31UC92-SF4		9/6/2022	KMAFFRE	
&ELU/15	Enclosure legend : =V1KF1+V1UC46-UC01 - =V1KF1+V1UC46-UC01		9/6/2022	KMAFFRE	
&ELU/15.a	Enclosure legend : =V1WC3+V1UC46-XD1 - =V1KF1+V1UC46-KF100.46-P6		9/6/2022	KMAFFRE	
&ELU/16	Enclosure legend : =V1PZ1PF1+V1UC61-XD11 - =V1PZ1PF1+V1UC61-XD11		9/6/2022	KMAFFRE	
&ELU/17	Enclosure legend : =V1PZ1PF1+V1UC61-UC01 - =V1PZ1PF1+V1UC61-PF1		9/6/2022	KMAFFRE	
&ELU/17.a	Enclosure legend : =V1PZ1PF1+V1UC61-XD1 - =V1PZ1PF1+V1UC61-XD1		9/6/2022	KMAFFRE	
&ELU/18	Enclosure legend : =V1PZ1PF2+V1UC62-XD11 - =V1PZ1PF2+V1UC62-XD11		9/6/2022	KMAFFRE	
&ELU/19	Enclosure legend : =V1PZ1PF2+V1UC62-UC01 - =V1PZ1PF2+V1UC62-PF1		9/6/2022	KMAFFRE	
&ELU/19.a	Enclosure legend : =V1PZ1PF2+V1UC62-XD1 - =V1PZ1PF2+V1UC62-XD1		9/6/2022	KMAFFRE	
&ELU/20	Enclosure legend : =V1SF0PG1+V1UC51-UC01 - =V1SF0PG1+V1UC51-PG1		9/6/2022	KMAFFRE	
&ELU/20.a	Enclosure legend : =V1SF0PG1+V1UC51-XD1 - =V1SF0PG1+V1UC51-PNET1		9/6/2022	KMAFFRE	
&ELU/21	Enclosure legend : =V1SF0PG2+V1UC52-UC01 - =V1SF0PG2+V1UC52-PG1		9/6/2022	KMAFFRE	
&ELU/21.a	Enclosure legend : =V1SF0PG1+V1UC52-XD1 - =V1SF0PG2+V1UC52-PNET1		9/6/2022	KMAFFRE	
&ELU/22	Enclosure legend : =V1WC3+V1UC46-FC1 - =V1WC4+V1UC46-XD14		8/26/2022	MKLEPADLO	
&ELU/22.a	Enclosure legend : =V1KF1+V1UC46-KF100.46 - =V1KF1+V1UC46-KF100.46		8/26/2022	MKLEPADLO	
&ELU/22.b	Enclosure legend : =V1KF1+V1UC46-KF46 - =V1KF1+V1UC46-KF46		8/26/2022	MKLEPADLO	
&ELU/22.c	Enclosure legend : =V1KF1+V1UC46-KF46.11 - =V1KF1+V1UC46-KF46.11		8/26/2022	MKLEPADLO	
&ELU/22.d	Enclosure legend : =V1KF1+V1UC46-KF46.11 - =V1KF1+V1UC46-KF46.54		11/14/2022	KMAFFRE	
&ELU=KF0+UC31/1	LAYOUT UC31 MOP		9/6/2022	MKLEPADLO	
&ELU=KF0+UC31/2	LAYOUT UC31 MOP EXTERNAL VIEW		9/4/2022	MKLEPADLO	
&ELU=KF0+UC31/3	LAYOUT UC31 MOP INTERNAL VIEW		9/4/2022	MKLEPADLO	
&ELU=V1PZ1PF1+V1UC61/1	LAYOUT UC61 SL EXTERNAL VIEW		9/2/2022	MKLEPADLO	
&ELU=V1PZ1PF1+V1UC61/2	LAYOUT UC61 SL INTERNAL VIEW		9/2/2022	MKLEPADLO	
&ELU=V1PZ1PF2+V1UC62/1	LAYOUT UC62 SL EXTERNAL VIEW		9/2/2022	MKLEPADLO	
&ELU=V1PZ1PF2+V1UC62/2	LAYOUT UC62 SL INTERNAL VIEW		9/2/2022	MKLEPADLO	
&ELU=V1SF0PG1+V1UC51/1	LAYOUT UC51 OD EXTERNAL VIEW		9/4/2022	MKLEPADLO	
&ELU=V1SF0PG2+V1UC52/1	LAYOUT UC52 OD EXTERNAL VIEW		9/4/2022	MKLEPADLO	
&ELU=V1SF0SF1+V1UC71/1	LAYOUT UC71 RB EXTERNAL VIEW		9/2/2022	MKLEPADLO	
&ELU=V1SF0SF2+V1UC72/1	LAYOUT UC72 RB EXTERNAL VIEW		9/2/2022	MKLEPADLO	
&ELU=V1UC11+V1UC11/1	LAYOUT UC11 PDP EXTERNAL VIEW		9/4/2022	MKLEPADLO	
&ELU=V1UC11+V1UC11/2	LAYOUT UC11 PDP INTERNAL VIEW		9/4/2022	MKLEPADLO	
&ELU=V1UC46+V1UC46/1	LAYOUT UC46 EXTERNAL VIEW		9/4/2022	MKLEPADLO	
&ELU=V1UC46+V1UC46/2	LAYOUT UC46 INTERNAL VIEW		11/14/2022	KMAFFRE	

Table of contents

Column X: An automatically generated page was edited

F06_001

Page	Page description	supplementary page field	Date	Edited by	X
&EMA=KF0KF1+UC31/1	Cable diagram =KF0KF1+UC31-KF100-P1		8/28/2022	MKLEPADLO	
&EMA=KF0KF1+UC31/2	Cable diagram =KF0KF1+UC31-KF100.31-P6		8/28/2022	MKLEPADLO	
&EMA=KF0KF1+UC31/3	Cable diagram =KF0KF1+UC31-KF100.31-P7		8/28/2022	MKLEPADLO	
&EMA=KF0KF1+UC31/4	Cable diagram =KF0KF1+UC31-KF100.31-P8		8/28/2022	MKLEPADLO	
&EMA=KF0KF1+UC31/5	Cable diagram =KF0KF1+UC31-KF100.31-P9		8/28/2022	MKLEPADLO	
&EMA=KF0KF1+UC31/6	Cable diagram =KF0KF1+UC31-KF100.31-P10		8/28/2022	MKLEPADLO	
&EMA=KF0KF1+UC31/7	Cable diagram =KF0KF1+UC31-KF100.31-P11		8/28/2022	MKLEPADLO	
&EMA=KF0KF1+UC31/8	Cable diagram =KF0KF1+UC31-KF100.31-P12		8/28/2022	MKLEPADLO	
&EMA=KF0KF1+UC31/9	Cable diagram =KF0KF1+UC31-KF100.31-P13		8/28/2022	MKLEPADLO	
&EMA=KF0KF1+UC31/10	Cable diagram =KF0KF1+UC31-KF100.31-P14		8/28/2022	MKLEPADLO	
&EMA=KF0KF1+UC31/11	Cable diagram =KF0KF1+UC31-KF100.31-P15		8/28/2022	MKLEPADLO	
&EMA=KF0KF1+UC31/12	Cable diagram =KF0KF1+UC31-KF100.31-P16		8/28/2022	MKLEPADLO	
&EMA=KF0WC3+UC31/1	Cable diagram =KF0WC3+UC31-W1		8/26/2022	MKLEPADLO	
&EMA=KH0+KH0/1	Cable diagram =KH0+KH0-W1		8/26/2022	MKLEPADLO	
&EMA=KH0+KH0/2	Cable diagram =KH0+KH0-W2		10/19/2022	KMAFFRE	
&EMA=KH3+KH3/1	Cable diagram =KH3+KH3-W1		10/19/2022	KMAFFRE	
&EMA=KH3+KH3/2	Cable diagram =KH3+KH3-W2		10/19/2022	KMAFFRE	
&EMA=V1AR21WC1+V1AR21UC01/1	Cable diagram =V1AR21WC1+V1AR21UC01-W1		7/7/2022	KMAFFRE	
&EMA=V1AR21XQ11WC1+V1AR21XQ11UC01/1	Cable diagram =V1AR21XQ11WC1+V1AR21XQ11UC01-W1		8/28/2022	MKLEPADLO	
&EMA=V1AR22WC1+V1AR22UC01/1	Cable diagram =V1AR22WC1+V1AR22UC01-W1		7/7/2022	KMAFFRE	
&EMA=V1AR22XQ11WC1+V1AR22XQ11UC01/1	Cable diagram =V1AR22XQ11WC1+V1AR22XQ11UC01-W1		8/28/2022	MKLEPADLO	
&EMA=V1AR23WC1+V1AR23UC01/1	Cable diagram =V1AR23WC1+V1AR23UC01-W1		7/7/2022	KMAFFRE	
&EMA=V1AR23XQ11WC1+V1AR23XQ11UC01/1	Cable diagram =V1AR23XQ11WC1+V1AR23XQ11UC01-W1		8/28/2022	MKLEPADLO	
&EMA=V1AR24WC1+V1AR24UC01/1	Cable diagram =V1AR24WC1+V1AR24UC01-W1		7/7/2022	KMAFFRE	
&EMA=V1AR24XQ11WC1+V1AR24XQ11UC01/1	Cable diagram =V1AR24XQ11WC1+V1AR24XQ11UC01-W1		8/28/2022	MKLEPADLO	
&EMA=V1FQ1+V1FQ1/1	Cable diagram =V1FQ1+V1FQ1-W11R		8/28/2022	MKLEPADLO	
&EMA=V1FQ1+V1FQ1/2	Cable diagram =V1FQ1+V1FQ1-W12R		8/28/2022	MKLEPADLO	
&EMA=V1FQ1+V1FQ1/3	Cable diagram =V1FQ1+V1FQ1-W12T		8/28/2022	MKLEPADLO	
&EMA=V1FQ1+V1FQ1/4	Cable diagram =V1FQ1+V1FQ1-W13R		8/28/2022	MKLEPADLO	
&EMA=V1FQ1+V1FQ1/5	Cable diagram =V1FQ1+V1FQ1-W14R		8/28/2022	MKLEPADLO	
&EMA=V1FQ1+V1FQ1/6	Cable diagram =V1FQ1+V1FQ1-W14T		8/28/2022	MKLEPADLO	
&EMA=V1KF1+V1UC11/1	Cable diagram =V1KF1+V1UC11-KF100.11-P1		8/29/2022	MKLEPADLO	
&EMA=V1KF1+V1UC11/2	Cable diagram =V1KF1+V1UC11-KF100.11-P4		8/28/2022	MKLEPADLO	

Table of contents

Column X: An automatically generated page was edited

F06_001

Page	Page description	supplementary page field	Date	Edited by	X
&EMA=V1KF1+V1UC11/3	Cable diagram =V1KF1+V1UC11-KF100.11-P5		8/25/2022	MKLEPADLO	
&EMA=V1KF1+V1UC11/4	Cable diagram =V1KF1+V1UC11-KF100.11-P6		8/25/2022	MKLEPADLO	
&EMA=V1KF1+V1UC11/5	Cable diagram =V1KF1+V1UC11-KF100.11-P7		8/25/2022	MKLEPADLO	
&EMA=V1KF1+V1UC11/6	Cable diagram =V1KF1+V1UC11-KF100.11-P8		8/25/2022	MKLEPADLO	
&EMA=V1KF1+V1UC11/7	Cable diagram =V1KF1+V1UC11-KF100.11-P9		8/25/2022	MKLEPADLO	
&EMA=V1KF1+V1UC11/8	Cable diagram =V1KF1+V1UC11-KF100.11-P10		8/25/2022	MKLEPADLO	
&EMA=V1KF1+V1UC11/9	Cable diagram =V1KF1+V1UC11-KF100.11-P11		8/31/2022	KMAFFRE	
&EMA=V1KF1+V1UC11/10	Cable diagram =V1KF1+V1UC11-KF100.11-P12		8/25/2022	MKLEPADLO	
&EMA=V1KF1+V1UC11/11	Cable diagram =V1KF1+V1UC11-KF100.11-P13		8/25/2022	MKLEPADLO	
&EMA=V1KF1+V1UC11/12	Cable diagram =V1KF1+V1UC11-KF100.11-P14		8/25/2022	MKLEPADLO	
&EMA=V1KF1+V1UC11/13	Cable diagram =V1KF1+V1UC11-KF100.11-P15		8/25/2022	MKLEPADLO	
&EMA=V1KF1+V1UC11/14	Cable diagram =V1KF1+V1UC11-KF100.11-P16		8/25/2022	MKLEPADLO	
&EMA=V1KF1+V1UC46/1	Cable diagram =V1KF1+V1UC46-KF100.46-P1		8/31/2022	KMAFFRE	
&EMA=V1KF1+V1UC46/2	Cable diagram =V1KF1+V1UC46-KF100.46-P3		8/31/2022	KMAFFRE	
&EMA=V1KF1+V1UC46/3	Cable diagram =V1KF1+V1UC46-KF100.46-P4		8/31/2022	KMAFFRE	
&EMA=V1KF1+V1UC46/4	Cable diagram =V1KF1+V1UC46-KF100.46-P5		8/31/2022	KMAFFRE	
&EMA=V1KF1+V1UC46/5	Cable diagram =V1KF1+V1UC46-KF100.46-P6		8/31/2022	KMAFFRE	
&EMA=V1SF0PG1+V1UC51/1	Cable diagram =V1SF0PG1+V1UC51-W1		8/26/2022	MKLEPADLO	
&EMA=V1SF0PG2+V1UC52/1	Cable diagram =V1SF0PG2+V1UC52-W1		8/26/2022	MKLEPADLO	
&EMA=V1SF0SF1+V1UC71/1	Cable diagram =V1SF0SF1+V1UC71-W1		11/14/2022	KMAFFRE	
&EMA=V1SF0SF2+V1UC72/1	Cable diagram =V1SF0SF2+V1UC72-W1		11/14/2022	KMAFFRE	
&EMA=V1U10U01KF1+V1U10U01/1	Cable diagram =V1U10U01KF1+V1U10U01-W1		8/26/2022	MKLEPADLO	
&EMA=V1U10U01PF0+V1U10U01/1	Cable diagram =V1U10U01PF0+V1U10U01-W1.1		8/31/2022	KMAFFRE	
&EMA=V1U10U01PF0+V1U10U01/2	Cable diagram =V1U10U01PF0+V1U10U01-W1.2		8/31/2022	KMAFFRE	
&EMA=V1WC1+V1UC11/1	Cable diagram =V1WC1+V1UC11-KF100.11-P2		8/26/2022	MKLEPADLO	
&EMA=V1WR1BG0+V1WR1/1	Cable diagram =V1WR1BG0+V1WR1-W1		8/31/2022	KMAFFRE	
&EMA=V1WR1BG0+V1WR1/2	Cable diagram =V1WR1BG0+V1WR1-W2		8/31/2022	KMAFFRE	
&EMA=V1WR1BG0+V1WR1/3	Cable diagram =V1WR1BG0+V1WR1-W3		8/31/2022	KMAFFRE	
&EMA=V1WR1BG0+V1WR1/4	Cable diagram =V1WR1BG0+V1WR1-W4		8/31/2022	KMAFFRE	
&EMA=V1WR1BG0+V1WR1/5	Cable diagram =V1WR1BG0+V1WR1-W5		8/31/2022	KMAFFRE	
&EMA=V1WR1KF1+V1WR1/1	Cable diagram =V1WR1KF1+V1WR1-W1		7/7/2022	KMAFFRE	
&EMA=V1WR1KF2+V1WR1/1	Cable diagram =V1WR1KF2+V1WR1-W1		7/7/2022	KMAFFRE	
&EMA=V1WR1UQ51BG0+V1WR1UQ51/1	Cable diagram =V1WR1UQ51BG0+V1WR1UQ51-W1		8/28/2022	MKLEPADLO	

Table of contents

Column X: An automatically generated page was edited

F06_001

Page	Page description	supplementary page field	Date	Edited by	X
&EMA=V1WR1UQ51BG0+V1WR1UQ51/2	Cable diagram =V1WR1UQ51BG0+V1WR1UQ51-W1.1		8/28/2022	MKLEPADLO	
&EMA=V1WR1UQ51BG0+V1WR1UQ51/3	Cable diagram =V1WR1UQ51BG0+V1WR1UQ51-W1.2		8/28/2022	MKLEPADLO	
&EMA=V1WR1UQ51BG0+V1WR1UQ51/4	Cable diagram =V1WR1UQ51BG0+V1WR1UQ51-W2		8/28/2022	MKLEPADLO	
&EMA=V1WR1UQ51BG0+V1WR1UQ51/5	Cable diagram =V1WR1UQ51BG0+V1WR1UQ51-W2.1		8/28/2022	MKLEPADLO	
&EMA=V1WR1UQ51BG0+V1WR1UQ51/6	Cable diagram =V1WR1UQ51BG0+V1WR1UQ51-W2.2		8/28/2022	MKLEPADLO	
&EMA=V1WR1UQ51BG0+V1WR1UQ51/7	Cable diagram =V1WR1UQ51BG0+V1WR1UQ51-W3		8/28/2022	MKLEPADLO	
&EMA=V1WR1UQ51BG0+V1WR1UQ51/8	Cable diagram =V1WR1UQ51BG0+V1WR1UQ51-W4		8/28/2022	MKLEPADLO	
&EMA=V1WR1UQ51BG0+V1WR1UQ51/9	Cable diagram =V1WR1UQ51BG0+V1WR1UQ51-W4.1		8/28/2022	MKLEPADLO	
&EMA=V1WR1UQ51BG0+V1WR1UQ51/10	Cable diagram =V1WR1UQ51BG0+V1WR1UQ51-W4.2		8/28/2022	MKLEPADLO	
&EMA=V1WR1UQ51BG0+V1WR1UQ51/11	Cable diagram =V1WR1UQ51BG0+V1WR1UQ51-W5		8/28/2022	MKLEPADLO	
&EMA=V1WR1UQ51BG0+V1WR1UQ51/12	Cable diagram =V1WR1UQ51BG0+V1WR1UQ51-W5.1		8/28/2022	MKLEPADLO	
&EMA=V1WR1UQ51BG0+V1WR1UQ51/13	Cable diagram =V1WR1UQ51BG0+V1WR1UQ51-W5.2		8/28/2022	MKLEPADLO	
&EMA=V1WR1UQ51BG0+V1WR1UQ51/14	Cable diagram =V1WR1UQ51BG0+V1WR1UQ51-W6		8/28/2022	MKLEPADLO	
&EMA=V1WR1UQ51BG0+V1WR1UQ51/15	Cable diagram =V1WR1UQ51BG0+V1WR1UQ51-W6.1		8/28/2022	MKLEPADLO	
&EMA=V1WR1UQ51BG0+V1WR1UQ51/16	Cable diagram =V1WR1UQ51BG0+V1WR1UQ51-W6.2		8/28/2022	MKLEPADLO	
&EMA=V1WR1UQ51BG0+V1WR1UQ51/17	Cable diagram =V1WR1UQ51BG0+V1WR1UQ51-W7		8/28/2022	MKLEPADLO	
&EMA=V1WR1UQ51BG0+V1WR1UQ51/18	Cable diagram =V1WR1UQ51BG0+V1WR1UQ51-W7.1		8/28/2022	MKLEPADLO	
&EMA=V1WR1UQ51BG0+V1WR1UQ51/19	Cable diagram =V1WR1UQ51BG0+V1WR1UQ51-W7.2		8/28/2022	MKLEPADLO	
&EMA=V1WR1UQ51KF1+V1WR1UQ51/1	Cable diagram =V1WR1UQ51KF1+V1WR1UQ51-W1.1		8/26/2022	MKLEPADLO	
&EMA=V1WR1UQ51KF2+V1WR1UQ51/1	Cable diagram =V1WR1UQ51KF2+V1WR1UQ51-KF1-TP1		9/2/2022	MKLEPADLO	
&EMA=V1WR1UQ51KF2+V1WR1UQ51/2	Cable diagram =V1WR1UQ51KF2+V1WR1UQ51-W1.2		8/28/2022	MKLEPADLO	
&EMA=V1WR1UQ51UQ1.1+V1WR1UQ51UQ1.1/1	Cable diagram =V1WR1UQ51UQ1.1+V1WR1UQ51UQ1.1-W1		7/7/2022	KMAFFRE	
&EMA=V1WR1UQ51UQ1.1+V1WR1UQ51UQ1.1/2	Cable diagram =V1WR1UQ51UQ1.1+V1WR1UQ51UQ1.1-W1.1		7/7/2022	KMAFFRE	
&EMA=V1WR1UQ51UQ1.1+V1WR1UQ51UQ1.1/3	Cable diagram =V1WR1UQ51UQ1.1+V1WR1UQ51UQ1.1-W1.2		7/7/2022	KMAFFRE	
&EMA=V1WR1UQ51UQ1.2+V1WR1UQ51UQ1.2/1	Cable diagram =V1WR1UQ51UQ1.2+V1WR1UQ51UQ1.2-W1		7/7/2022	KMAFFRE	
&EMA=V1WR1UQ51UQ1.2+V1WR1UQ51UQ1.2/2	Cable diagram =V1WR1UQ51UQ1.2+V1WR1UQ51UQ1.2-W1.1		7/7/2022	KMAFFRE	
&EMA=V1WR1UQ51UQ1.2+V1WR1UQ51UQ1.2/3	Cable diagram =V1WR1UQ51UQ1.2+V1WR1UQ51UQ1.2-W1.2		7/7/2022	KMAFFRE	
&EMA=V1WR1UQ51UQ1.3+V1WR1UQ51UQ1.3/1	Cable diagram =V1WR1UQ51UQ1.3+V1WR1UQ51UQ1.3-W1		7/7/2022	KMAFFRE	
&EMA=V1WR1UQ51UQ2.1+V1WR1UQ51UQ2.1/1	Cable diagram =V1WR1UQ51UQ2.1+V1WR1UQ51UQ2.1-W1		7/7/2022	KMAFFRE	
&EMA=V1WR1UQ51UQ2.2+V1WR1UQ51UQ2.2/1	Cable diagram =V1WR1UQ51UQ2.2+V1WR1UQ51UQ2.2-W1		7/7/2022	KMAFFRE	
&EMA=V1WR1UQ51UQ3.1+V1WR1UQ51UQ3.1/1	Cable diagram =V1WR1UQ51UQ3.1+V1WR1UQ51UQ3.1-W1		7/7/2022	KMAFFRE	
&EMA=V1WR1UQ51UQ3.2+V1WR1UQ51UQ3.2/1	Cable diagram =V1WR1UQ51UQ3.2+V1WR1UQ51UQ3.2-W1		7/7/2022	KMAFFRE	
&EMA=V1WR1UQ51UQ4.1+V1WR1UQ51UQ4.1/1	Cable diagram =V1WR1UQ51UQ4.1+V1WR1UQ51UQ4.1-W1		7/7/2022	KMAFFRE	

Table of contents

Column X: An automatically generated page was edited

F06_001

Page	Page description	supplementary page field	Date	Edited by	X
&EMA=V1WR1UQ51UQ5.1+V1WR1UQ51UQ5.1/1	Cable diagram =V1WR1UQ51UQ5.1+V1WR1UQ51UQ5.1-W1		7/7/2022	KMAFFRE	
&EMA=V1WR1UQ51UQ5.2+V1WR1UQ51UQ5.2/1	Cable diagram =V1WR1UQ51UQ5.2+V1WR1UQ51UQ5.2-W1		7/7/2022	KMAFFRE	
&EMA=V1WR1UQ51UQ6.1+V1WR1UQ51UQ6.1/1	Cable diagram =V1WR1UQ51UQ6.1+V1WR1UQ51UQ6.1-W1		7/7/2022	KMAFFRE	
&EMA=V1WR1UQ51UQ6.1+V1WR1UQ51UQ6.1/2	Cable diagram =V1WR1UQ51UQ6.1+V1WR1UQ51UQ6.1-W1.1		7/7/2022	KMAFFRE	
&EMA=V1WR1UQ51UQ6.1+V1WR1UQ51UQ6.1/3	Cable diagram =V1WR1UQ51UQ6.1+V1WR1UQ51UQ6.1-W1.2		7/7/2022	KMAFFRE	
&EMA=V1WR1UQ51UQ7.1+V1WR1UQ51UQ7.1/1	Cable diagram =V1WR1UQ51UQ7.1+V1WR1UQ51UQ7.1-W1		7/7/2022	KMAFFRE	
&EMA=V1WR1UQ51UQ8.1+V1WR1UQ51UQ8.1/1	Cable diagram =V1WR1UQ51UQ8.1+V1WR1UQ51UQ8.1-W1		7/7/2022	KMAFFRE	
&EMA=V1WR1UQ51UQ9.1+V1WR1UQ51UQ9.1/1	Cable diagram =V1WR1UQ51UQ9.1+V1WR1UQ51UQ9.1-W1		7/7/2022	KMAFFRE	
&EMA=V1WR1UQ51UQ9.1+V1WR1UQ51UQ9.1/2	Cable diagram =V1WR1UQ51UQ9.1+V1WR1UQ51UQ9.1-W1.1		7/7/2022	KMAFFRE	
&EMA=V1WR1UQ51UQ9.1+V1WR1UQ51UQ9.1/3	Cable diagram =V1WR1UQ51UQ9.1+V1WR1UQ51UQ9.1-W1.2		7/7/2022	KMAFFRE	
&EMA=V1WR1UQ51UQ10.1+V1WR1UQ51UQ10.1/1	Cable diagram =V1WR1UQ51UQ10.1+V1WR1UQ51UQ10.1-W1		7/7/2022	KMAFFRE	
&EMA=V1WR1UQ51UQ10.1+V1WR1UQ51UQ10.1/2	Cable diagram =V1WR1UQ51UQ10.1+V1WR1UQ51UQ10.1-W1.1		7/7/2022	KMAFFRE	
&EMA=V1WR1UQ51UQ10.1+V1WR1UQ51UQ10.1/3	Cable diagram =V1WR1UQ51UQ10.1+V1WR1UQ51UQ10.1-W1.2		7/7/2022	KMAFFRE	
&EMA=V1WR1UQ51UQ11.1+V1WR1UQ51UQ11.1/1	Cable diagram =V1WR1UQ51UQ11.1+V1WR1UQ51UQ11.1-W1		7/7/2022	KMAFFRE	
&EMA=V1WR1UQ51UQ11.2+V1WR1UQ51UQ11.2/1	Cable diagram =V1WR1UQ51UQ11.2+V1WR1UQ51UQ11.2-W1		7/7/2022	KMAFFRE	
&EMA=V1WR1UQ51UQ11.3+V1WR1UQ51UQ11.3/1	Cable diagram =V1WR1UQ51UQ11.3+V1WR1UQ51UQ11.3-W1		7/7/2022	KMAFFRE	
&EMA=V1WR1UQ51UQ11.4+V1WR1UQ51UQ11.4/1	Cable diagram =V1WR1UQ51UQ11.4+V1WR1UQ51UQ11.4-W1		7/7/2022	KMAFFRE	
&EMA=V1WR1UQ51UQ12.1+V1WR1UQ51UQ12.1/1	Cable diagram =V1WR1UQ51UQ12.1+V1WR1UQ51UQ12.1-W1		7/7/2022	KMAFFRE	
&EMA=V1WR1UQ51UQ13.1+V1WR1UQ51UQ13.1/1	Cable diagram =V1WR1UQ51UQ13.1+V1WR1UQ51UQ13.1-W1		7/7/2022	KMAFFRE	
&EMA=V1WR1UQ51UQ13.2+V1WR1UQ51UQ13.2/1	Cable diagram =V1WR1UQ51UQ13.2+V1WR1UQ51UQ13.2-W1		7/7/2022	KMAFFRE	
&EMA=V1WR1UQ51UQ14.1+V1WR1UQ51UQ14.1/1	Cable diagram =V1WR1UQ51UQ14.1+V1WR1UQ51UQ14.1-W1		7/7/2022	KMAFFRE	
&EMA=V1WR1UQ51UQ15.1+V1WR1UQ51UQ15.1/1	Cable diagram =V1WR1UQ51UQ15.1+V1WR1UQ51UQ15.1-W1		7/7/2022	KMAFFRE	
&EMA=V1WR1UQ51UQ15.1+V1WR1UQ51UQ15.1/2	Cable diagram =V1WR1UQ51UQ15.1+V1WR1UQ51UQ15.1-W1.1		7/7/2022	KMAFFRE	
&EMA=V1WR1UQ51UQ15.1+V1WR1UQ51UQ15.1/3	Cable diagram =V1WR1UQ51UQ15.1+V1WR1UQ51UQ15.1-W1.2		7/7/2022	KMAFFRE	
&EMA=V1WR1UQ51UQ16.1+V1WR1UQ51UQ16.1/1	Cable diagram =V1WR1UQ51UQ16.1+V1WR1UQ51UQ16.1-W1		7/7/2022	KMAFFRE	
&EMA=V1WR1UQ51UQ17.1+V1WR1UQ51UQ17.1/1	Cable diagram =V1WR1UQ51UQ17.1+V1WR1UQ51UQ17.1-W1		7/7/2022	KMAFFRE	
&EMA=V1WR1UQ51UQ17.1+V1WR1UQ51UQ17.1/2	Cable diagram =V1WR1UQ51UQ17.1+V1WR1UQ51UQ17.1-W1.1		7/7/2022	KMAFFRE	
&EMA=V1WR1UQ51UQ17.1+V1WR1UQ51UQ17.1/3	Cable diagram =V1WR1UQ51UQ17.1+V1WR1UQ51UQ17.1-W1.2		7/7/2022	KMAFFRE	
&EMA=V1WR1UQ51UQ18.1+V1WR1UQ51UQ18.1/1	Cable diagram =V1WR1UQ51UQ18.1+V1WR1UQ51UQ18.1-W1		7/7/2022	KMAFFRE	
&EMA=V1WR1UQ51UQ19.1+V1WR1UQ51UQ19.1/1	Cable diagram =V1WR1UQ51UQ19.1+V1WR1UQ51UQ19.1-W1		7/7/2022	KMAFFRE	
&EMA=V1WR1UQ51UQ20.1+V1WR1UQ51UQ20.1/1	Cable diagram =V1WR1UQ51UQ20.1+V1WR1UQ51UQ20.1-W1		7/7/2022	KMAFFRE	
&EMA=V1WR1UQ51WC4+V1WR1UQ51/1	Cable diagram =V1WR1UQ51WC4+V1WR1UQ51-W1		7/7/2022	KMAFFRE	
&EMA=V1WR1UQ52BG0+V1WR1UQ52/1	Cable diagram =V1WR1UQ52BG0+V1WR1UQ52-W1		8/29/2022	MKLEPADLO	

Table of contents

Column X: An automatically generated page was edited

F06_001

Page	Page description	supplementary page field	Date	Edited by	X
&EMA=V1WR1UQ52BG0+V1WR1UQ52/2	Cable diagram =V1WR1UQ52BG0+V1WR1UQ52-W1.1		8/29/2022	MKLEPADLO	
&EMA=V1WR1UQ52BG0+V1WR1UQ52/3	Cable diagram =V1WR1UQ52BG0+V1WR1UQ52-W1.2		8/29/2022	MKLEPADLO	
&EMA=V1WR1UQ52BG0+V1WR1UQ52/4	Cable diagram =V1WR1UQ52BG0+V1WR1UQ52-W2		8/29/2022	MKLEPADLO	
&EMA=V1WR1UQ52BG0+V1WR1UQ52/5	Cable diagram =V1WR1UQ52BG0+V1WR1UQ52-W2.1		8/29/2022	MKLEPADLO	
&EMA=V1WR1UQ52BG0+V1WR1UQ52/6	Cable diagram =V1WR1UQ52BG0+V1WR1UQ52-W2.2		8/29/2022	MKLEPADLO	
&EMA=V1WR1UQ52BG0+V1WR1UQ52/7	Cable diagram =V1WR1UQ52BG0+V1WR1UQ52-W3		8/29/2022	MKLEPADLO	
&EMA=V1WR1UQ52BG0+V1WR1UQ52/8	Cable diagram =V1WR1UQ52BG0+V1WR1UQ52-W3.1		8/29/2022	MKLEPADLO	
&EMA=V1WR1UQ52BG0+V1WR1UQ52/9	Cable diagram =V1WR1UQ52BG0+V1WR1UQ52-W3.2		8/29/2022	MKLEPADLO	
&EMA=V1WR1UQ52BG0+V1WR1UQ52/10	Cable diagram =V1WR1UQ52BG0+V1WR1UQ52-W4		8/29/2022	MKLEPADLO	
&EMA=V1WR1UQ52BG0+V1WR1UQ52/11	Cable diagram =V1WR1UQ52BG0+V1WR1UQ52-W4.1		8/29/2022	MKLEPADLO	
&EMA=V1WR1UQ52BG0+V1WR1UQ52/12	Cable diagram =V1WR1UQ52BG0+V1WR1UQ52-W4.2		8/29/2022	MKLEPADLO	
&EMA=V1WR1UQ52BG0+V1WR1UQ52/13	Cable diagram =V1WR1UQ52BG0+V1WR1UQ52-W5		8/29/2022	MKLEPADLO	
&EMA=V1WR1UQ52BG0+V1WR1UQ52/14	Cable diagram =V1WR1UQ52BG0+V1WR1UQ52-W5.1		8/29/2022	MKLEPADLO	
&EMA=V1WR1UQ52BG0+V1WR1UQ52/15	Cable diagram =V1WR1UQ52BG0+V1WR1UQ52-W5.2		8/29/2022	MKLEPADLO	
&EMA=V1WR1UQ52BG0+V1WR1UQ52/16	Cable diagram =V1WR1UQ52BG0+V1WR1UQ52-W6		8/29/2022	MKLEPADLO	
&EMA=V1WR1UQ52BG0+V1WR1UQ52/17	Cable diagram =V1WR1UQ52BG0+V1WR1UQ52-W6.1		8/29/2022	MKLEPADLO	
&EMA=V1WR1UQ52BG0+V1WR1UQ52/18	Cable diagram =V1WR1UQ52BG0+V1WR1UQ52-W6.2		8/29/2022	MKLEPADLO	
&EMA=V1WR1UQ52BG0+V1WR1UQ52/19	Cable diagram =V1WR1UQ52BG0+V1WR1UQ52-W7		8/29/2022	MKLEPADLO	
&EMA=V1WR1UQ52BG0+V1WR1UQ52/20	Cable diagram =V1WR1UQ52BG0+V1WR1UQ52-W7.1		8/29/2022	MKLEPADLO	
&EMA=V1WR1UQ52BG0+V1WR1UQ52/21	Cable diagram =V1WR1UQ52BG0+V1WR1UQ52-W7.2		8/29/2022	MKLEPADLO	
&EMA=V1WR1UQ52KF1+V1WR1UQ52/1	Cable diagram =V1WR1UQ52KF1+V1WR1UQ52-W1		8/26/2022	MKLEPADLO	
&EMA=V1WR1UQ52UQ1.1+V1WR1UQ52UQ1.1/1	Cable diagram =V1WR1UQ52UQ1.1+V1WR1UQ52UQ1.1-W1		7/7/2022	KMAFFRE	
&EMA=V1WR1UQ52UQ1.1+V1WR1UQ52UQ1.1/2	Cable diagram =V1WR1UQ52UQ1.1+V1WR1UQ52UQ1.1-W1.1		7/7/2022	KMAFFRE	
&EMA=V1WR1UQ52UQ1.1+V1WR1UQ52UQ1.1/3	Cable diagram =V1WR1UQ52UQ1.1+V1WR1UQ52UQ1.1-W1.2		7/7/2022	KMAFFRE	
&EMA=V1WR1UQ52UQ1.2+V1WR1UQ52UQ1.2/1	Cable diagram =V1WR1UQ52UQ1.2+V1WR1UQ52UQ1.2-W1		7/7/2022	KMAFFRE	
&EMA=V1WR1UQ52UQ1.2+V1WR1UQ52UQ1.2/2	Cable diagram =V1WR1UQ52UQ1.2+V1WR1UQ52UQ1.2-W1.1		7/7/2022	KMAFFRE	
&EMA=V1WR1UQ52UQ1.2+V1WR1UQ52UQ1.2/3	Cable diagram =V1WR1UQ52UQ1.2+V1WR1UQ52UQ1.2-W1.2		7/7/2022	KMAFFRE	
&EMA=V1WR1UQ52UQ2.1+V1WR1UQ52UQ2.1/1	Cable diagram =V1WR1UQ52UQ2.1+V1WR1UQ52UQ2.1-W1		7/7/2022	KMAFFRE	
&EMA=V1WR1UQ52UQ2.2+V1WR1UQ52UQ2.2/1	Cable diagram =V1WR1UQ52UQ2.2+V1WR1UQ52UQ2.2-W1		7/7/2022	KMAFFRE	
&EMA=V1WR1UQ52UQ2.2+V1WR1UQ52UQ2.2/2	Cable diagram =V1WR1UQ52UQ2.2+V1WR1UQ52UQ2.2-W1.1		7/7/2022	KMAFFRE	
&EMA=V1WR1UQ52UQ2.2+V1WR1UQ52UQ2.2/3	Cable diagram =V1WR1UQ52UQ2.2+V1WR1UQ52UQ2.2-W1.2		7/7/2022	KMAFFRE	
&EMA=V1WR1UQ52UQ2.3+V1WR1UQ52UQ2.3/1	Cable diagram =V1WR1UQ52UQ2.3+V1WR1UQ52UQ2.3-W1		7/7/2022	KMAFFRE	
&EMA=V1WR1UQ52UQ2.4+V1WR1UQ52UQ2.4/1	Cable diagram =V1WR1UQ52UQ2.4+V1WR1UQ52UQ2.4-W1		7/7/2022	KMAFFRE	

Table of contents

Column X: An automatically generated page was edited

F06_001

Page	Page description	supplementary page field	Date	Edited by	X
&EMA=V1WR1UQ52UQ2.4+V1WR1UQ52UQ2.4/2	Cable diagram =V1WR1UQ52UQ2.4+V1WR1UQ52UQ2.4-W1.1		7/7/2022	KMAFFRE	
&EMA=V1WR1UQ52UQ2.4+V1WR1UQ52UQ2.4/3	Cable diagram =V1WR1UQ52UQ2.4+V1WR1UQ52UQ2.4-W1.2		7/7/2022	KMAFFRE	
&EMA=V1WR1UQ52UQ3.1+V1WR1UQ52UQ3.1/1	Cable diagram =V1WR1UQ52UQ3.1+V1WR1UQ52UQ3.1-W1		7/7/2022	KMAFFRE	
&EMA=V1WR1UQ52UQ3.2+V1WR1UQ52UQ3.2/1	Cable diagram =V1WR1UQ52UQ3.2+V1WR1UQ52UQ3.2-W1		7/7/2022	KMAFFRE	
&EMA=V1WR1UQ52UQ3.3+V1WR1UQ52UQ3.3/1	Cable diagram =V1WR1UQ52UQ3.3+V1WR1UQ52UQ3.3-W1		7/7/2022	KMAFFRE	
&EMA=V1WR1UQ52UQ3.4+V1WR1UQ52UQ3.4/1	Cable diagram =V1WR1UQ52UQ3.4+V1WR1UQ52UQ3.4-W1		7/7/2022	KMAFFRE	
&EMA=V1WR1UQ52UQ4.1+V1WR1UQ52UQ4.1/1	Cable diagram =V1WR1UQ52UQ4.1+V1WR1UQ52UQ4.1-W1		7/7/2022	KMAFFRE	
&EMA=V1WR1UQ52UQ4.2+V1WR1UQ52UQ4.2/1	Cable diagram =V1WR1UQ52UQ4.2+V1WR1UQ52UQ4.2-W1		7/7/2022	KMAFFRE	
&EMA=V1WR1UQ52UQ5.1+V1WR1UQ52UQ5.1/1	Cable diagram =V1WR1UQ52UQ5.1+V1WR1UQ52UQ5.1-W1		7/7/2022	KMAFFRE	
&EMA=V1WR1UQ52UQ5.2+V1WR1UQ52UQ5.2/1	Cable diagram =V1WR1UQ52UQ5.2+V1WR1UQ52UQ5.2-W1		7/7/2022	KMAFFRE	
&EMA=V1WR1UQ52UQ6.1+V1WR1UQ52UQ6.1/1	Cable diagram =V1WR1UQ52UQ6.1+V1WR1UQ52UQ6.1-W1		7/7/2022	KMAFFRE	
&EMA=V1WR1UQ52UQ6.2+V1WR1UQ52UQ6.2/1	Cable diagram =V1WR1UQ52UQ6.2+V1WR1UQ52UQ6.2-W1		7/7/2022	KMAFFRE	
&EMA=V1WR1UQ52UQ7.1+V1WR1UQ52UQ7.1/1	Cable diagram =V1WR1UQ52UQ7.1+V1WR1UQ52UQ7.1-W1		7/7/2022	KMAFFRE	
&EMA=V1WR1UQ52UQ7.1+V1WR1UQ52UQ7.1/2	Cable diagram =V1WR1UQ52UQ7.1+V1WR1UQ52UQ7.1-W1.1		7/7/2022	KMAFFRE	
&EMA=V1WR1UQ52UQ7.1+V1WR1UQ52UQ7.1/3	Cable diagram =V1WR1UQ52UQ7.1+V1WR1UQ52UQ7.1-W1.2		7/7/2022	KMAFFRE	
&EMA=V1WR1UQ52UQ7.2+V1WR1UQ52UQ7.2/1	Cable diagram =V1WR1UQ52UQ7.2+V1WR1UQ52UQ7.2-W1		7/7/2022	KMAFFRE	
&EMA=V1WR1UQ52UQ7.2+V1WR1UQ52UQ7.2/2	Cable diagram =V1WR1UQ52UQ7.2+V1WR1UQ52UQ7.2-W1.1		7/7/2022	KMAFFRE	
&EMA=V1WR1UQ52UQ7.2+V1WR1UQ52UQ7.2/3	Cable diagram =V1WR1UQ52UQ7.2+V1WR1UQ52UQ7.2-W1.2		7/7/2022	KMAFFRE	
&EMA=V1WR1UQ52UQ8.1+V1WR1UQ52UQ8.1/1	Cable diagram =V1WR1UQ52UQ8.1+V1WR1UQ52UQ8.1-W1		7/7/2022	KMAFFRE	
&EMA=V1WR1UQ52UQ8.1+V1WR1UQ52UQ8.1/2	Cable diagram =V1WR1UQ52UQ8.1+V1WR1UQ52UQ8.1-W1.1		7/7/2022	KMAFFRE	
&EMA=V1WR1UQ52UQ8.1+V1WR1UQ52UQ8.1/3	Cable diagram =V1WR1UQ52UQ8.1+V1WR1UQ52UQ8.1-W1.2		7/7/2022	KMAFFRE	
&EMA=V1WR1UQ52UQ8.2+V1WR1UQ52UQ8.2/1	Cable diagram =V1WR1UQ52UQ8.2+V1WR1UQ52UQ8.2-W1		7/7/2022	KMAFFRE	
&EMA=V1WR1UQ52UQ8.2+V1WR1UQ52UQ8.2/2	Cable diagram =V1WR1UQ52UQ8.2+V1WR1UQ52UQ8.2-W1.1		7/7/2022	KMAFFRE	
&EMA=V1WR1UQ52UQ8.2+V1WR1UQ52UQ8.2/3	Cable diagram =V1WR1UQ52UQ8.2+V1WR1UQ52UQ8.2-W1.2		7/7/2022	KMAFFRE	
&EMA=V1WR1UQ52UQ9.1+V1WR1UQ52UQ9.1/1	Cable diagram =V1WR1UQ52UQ9.1+V1WR1UQ52UQ9.1-W1		9/6/2022	KMAFFRE	
&EMA=V1WR1UQ52UQ9.2+V1WR1UQ52UQ9.2/1	Cable diagram =V1WR1UQ52UQ9.2+V1WR1UQ52UQ9.2-W1		9/6/2022	KMAFFRE	
&EMA=V1WR1UQ53BG0+V1WR1UQ53/1	Cable diagram =V1WR1UQ53BG0+V1WR1UQ53-W1		8/29/2022	MKLEPADLO	
&EMA=V1WR1UQ53BG0+V1WR1UQ53/2	Cable diagram =V1WR1UQ53BG0+V1WR1UQ53-W1.1		8/29/2022	MKLEPADLO	
&EMA=V1WR1UQ53BG0+V1WR1UQ53/3	Cable diagram =V1WR1UQ53BG0+V1WR1UQ53-W1.2		8/29/2022	MKLEPADLO	
&EMA=V1WR1UQ53BG0+V1WR1UQ53/4	Cable diagram =V1WR1UQ53BG0+V1WR1UQ53-W2		8/29/2022	MKLEPADLO	
&EMA=V1WR1UQ53BG0+V1WR1UQ53/5	Cable diagram =V1WR1UQ53BG0+V1WR1UQ53-W2.1		8/29/2022	MKLEPADLO	
&EMA=V1WR1UQ53BG0+V1WR1UQ53/6	Cable diagram =V1WR1UQ53BG0+V1WR1UQ53-W2.2		8/29/2022	MKLEPADLO	
&EMA=V1WR1UQ53BG0+V1WR1UQ53/7	Cable diagram =V1WR1UQ53BG0+V1WR1UQ53-W3		8/29/2022	MKLEPADLO	

Table of contents

Column X: An automatically generated page was edited

F06_001

Page	Page description	supplementary page field	Date	Edited by	X
&EMA=V1WR1UQ53BG0+V1WR1UQ53/8	Cable diagram =V1WR1UQ53BG0+V1WR1UQ53-W4		8/29/2022	MKLEPADLO	
&EMA=V1WR1UQ53BG0+V1WR1UQ53/9	Cable diagram =V1WR1UQ53BG0+V1WR1UQ53-W4.1		8/29/2022	MKLEPADLO	
&EMA=V1WR1UQ53BG0+V1WR1UQ53/10	Cable diagram =V1WR1UQ53BG0+V1WR1UQ53-W4.2		8/29/2022	MKLEPADLO	
&EMA=V1WR1UQ53BG0+V1WR1UQ53/11	Cable diagram =V1WR1UQ53BG0+V1WR1UQ53-W5		8/29/2022	MKLEPADLO	
&EMA=V1WR1UQ53BG0+V1WR1UQ53/12	Cable diagram =V1WR1UQ53BG0+V1WR1UQ53-W5.1		8/29/2022	MKLEPADLO	
&EMA=V1WR1UQ53BG0+V1WR1UQ53/13	Cable diagram =V1WR1UQ53BG0+V1WR1UQ53-W5.2		8/29/2022	MKLEPADLO	
&EMA=V1WR1UQ53BG0+V1WR1UQ53/14	Cable diagram =V1WR1UQ53BG0+V1WR1UQ53-W6		8/29/2022	MKLEPADLO	
&EMA=V1WR1UQ53BG0+V1WR1UQ53/15	Cable diagram =V1WR1UQ53BG0+V1WR1UQ53-W6.1		8/29/2022	MKLEPADLO	
&EMA=V1WR1UQ53BG0+V1WR1UQ53/16	Cable diagram =V1WR1UQ53BG0+V1WR1UQ53-W6.2		8/29/2022	MKLEPADLO	
&EMA=V1WR1UQ53BG0+V1WR1UQ53/17	Cable diagram =V1WR1UQ53BG0+V1WR1UQ53-W7		8/29/2022	MKLEPADLO	
&EMA=V1WR1UQ53BG0+V1WR1UQ53/18	Cable diagram =V1WR1UQ53BG0+V1WR1UQ53-W7.1		8/29/2022	MKLEPADLO	
&EMA=V1WR1UQ53BG0+V1WR1UQ53/19	Cable diagram =V1WR1UQ53BG0+V1WR1UQ53-W7.2		8/29/2022	MKLEPADLO	
&EMA=V1WR1UQ53KF1+V1WR1UQ53/1	Cable diagram =V1WR1UQ53KF1+V1WR1UQ53-W1.1		8/26/2022	MKLEPADLO	
&EMA=V1WR1UQ53KF2+V1WR1UQ53/1	Cable diagram =V1WR1UQ53KF2+V1WR1UQ53-KF1-TP1		9/2/2022	MKLEPADLO	
&EMA=V1WR1UQ53KF2+V1WR1UQ53/2	Cable diagram =V1WR1UQ53KF2+V1WR1UQ53-W1.2		8/31/2022	KMAFFRE	
&EMA=V1WR1UQ53UQ1.1+V1WR1UQ53UQ1.1/1	Cable diagram =V1WR1UQ53UQ1.1+V1WR1UQ53UQ1.1-W1		7/7/2022	KMAFFRE	
&EMA=V1WR1UQ53UQ1.1+V1WR1UQ53UQ1.1/2	Cable diagram =V1WR1UQ53UQ1.1+V1WR1UQ53UQ1.1-W1.1		7/7/2022	KMAFFRE	
&EMA=V1WR1UQ53UQ1.1+V1WR1UQ53UQ1.1/3	Cable diagram =V1WR1UQ53UQ1.1+V1WR1UQ53UQ1.1-W1.2		7/7/2022	KMAFFRE	
&EMA=V1WR1UQ53UQ1.2+V1WR1UQ53UQ1.2/1	Cable diagram =V1WR1UQ53UQ1.2+V1WR1UQ53UQ1.2-W1		7/7/2022	KMAFFRE	
&EMA=V1WR1UQ53UQ1.2+V1WR1UQ53UQ1.2/2	Cable diagram =V1WR1UQ53UQ1.2+V1WR1UQ53UQ1.2-W1.1		7/7/2022	KMAFFRE	
&EMA=V1WR1UQ53UQ1.2+V1WR1UQ53UQ1.2/3	Cable diagram =V1WR1UQ53UQ1.2+V1WR1UQ53UQ1.2-W1.2		7/7/2022	KMAFFRE	
&EMA=V1WR1UQ53UQ1.3+V1WR1UQ53UQ1.3/1	Cable diagram =V1WR1UQ53UQ1.3+V1WR1UQ53UQ1.3-W1		7/7/2022	KMAFFRE	
&EMA=V1WR1UQ53UQ2.1+V1WR1UQ53UQ2.1/1	Cable diagram =V1WR1UQ53UQ2.1+V1WR1UQ53UQ2.1-W1		7/7/2022	KMAFFRE	
&EMA=V1WR1UQ53UQ2.2+V1WR1UQ53UQ2.2/1	Cable diagram =V1WR1UQ53UQ2.2+V1WR1UQ53UQ2.2-W1		7/7/2022	KMAFFRE	
&EMA=V1WR1UQ53UQ3.1+V1WR1UQ53UQ3.1/1	Cable diagram =V1WR1UQ53UQ3.1+V1WR1UQ53UQ3.1-W1		7/7/2022	KMAFFRE	
&EMA=V1WR1UQ53UQ3.2+V1WR1UQ53UQ3.2/1	Cable diagram =V1WR1UQ53UQ3.2+V1WR1UQ53UQ3.2-W1		7/7/2022	KMAFFRE	
&EMA=V1WR1UQ53UQ4.1+V1WR1UQ53UQ4.1/1	Cable diagram =V1WR1UQ53UQ4.1+V1WR1UQ53UQ4.1-W1		7/7/2022	KMAFFRE	
&EMA=V1WR1UQ53UQ5.1+V1WR1UQ53UQ5.1/1	Cable diagram =V1WR1UQ53UQ5.1+V1WR1UQ53UQ5.1-W1		7/7/2022	KMAFFRE	
&EMA=V1WR1UQ53UQ5.2+V1WR1UQ53UQ5.2/1	Cable diagram =V1WR1UQ53UQ5.2+V1WR1UQ53UQ5.2-W1		7/7/2022	KMAFFRE	
&EMA=V1WR1UQ53UQ6.1+V1WR1UQ53UQ6.1/1	Cable diagram =V1WR1UQ53UQ6.1+V1WR1UQ53UQ6.1-W1		7/7/2022	KMAFFRE	
&EMA=V1WR1UQ53UQ6.1+V1WR1UQ53UQ6.1/2	Cable diagram =V1WR1UQ53UQ6.1+V1WR1UQ53UQ6.1-W1.1		7/7/2022	KMAFFRE	
&EMA=V1WR1UQ53UQ6.1+V1WR1UQ53UQ6.1/3	Cable diagram =V1WR1UQ53UQ6.1+V1WR1UQ53UQ6.1-W1.2		7/7/2022	KMAFFRE	
&EMA=V1WR1UQ53UQ7.1+V1WR1UQ53UQ7.1/1	Cable diagram =V1WR1UQ53UQ7.1+V1WR1UQ53UQ7.1-W1		7/7/2022	KMAFFRE	

Table of contents

Column X: An automatically generated page was edited

F06_001

Page	Page description	supplementary page field	Date	Edited by	X
&EMA=V1WR1UQ53UQ8.1+V1WR1UQ53UQ8.1/1	Cable diagram =V1WR1UQ53UQ8.1+V1WR1UQ53UQ8.1-W1		7/7/2022	KMAFFRE	
&EMA=V1WR1UQ53UQ9.1+V1WR1UQ53UQ9.1/1	Cable diagram =V1WR1UQ53UQ9.1+V1WR1UQ53UQ9.1-W1		7/7/2022	KMAFFRE	
&EMA=V1WR1UQ53UQ9.1+V1WR1UQ53UQ9.1/2	Cable diagram =V1WR1UQ53UQ9.1+V1WR1UQ53UQ9.1-W1.1		7/7/2022	KMAFFRE	
&EMA=V1WR1UQ53UQ9.1+V1WR1UQ53UQ9.1/3	Cable diagram =V1WR1UQ53UQ9.1+V1WR1UQ53UQ9.1-W1.2		7/7/2022	KMAFFRE	
&EMA=V1WR1UQ53UQ10.1+V1WR1UQ53UQ10.1/1	Cable diagram =V1WR1UQ53UQ10.1+V1WR1UQ53UQ10.1-W1		7/7/2022	KMAFFRE	
&EMA=V1WR1UQ53UQ10.1+V1WR1UQ53UQ10.1/2	Cable diagram =V1WR1UQ53UQ10.1+V1WR1UQ53UQ10.1-W1.1		7/7/2022	KMAFFRE	
&EMA=V1WR1UQ53UQ10.1+V1WR1UQ53UQ10.1/3	Cable diagram =V1WR1UQ53UQ10.1+V1WR1UQ53UQ10.1-W1.2		7/7/2022	KMAFFRE	
&EMA=V1WR1UQ53UQ11.1+V1WR1UQ53UQ11.1/1	Cable diagram =V1WR1UQ53UQ11.1+V1WR1UQ53UQ11.1-W1		7/7/2022	KMAFFRE	
&EMA=V1WR1UQ53UQ11.2+V1WR1UQ53UQ11.2/1	Cable diagram =V1WR1UQ53UQ11.2+V1WR1UQ53UQ11.2-W1		7/7/2022	KMAFFRE	
&EMA=V1WR1UQ53UQ11.3+V1WR1UQ53UQ11.3/1	Cable diagram =V1WR1UQ53UQ11.3+V1WR1UQ53UQ11.3-W1		7/7/2022	KMAFFRE	
&EMA=V1WR1UQ53UQ11.4+V1WR1UQ53UQ11.4/1	Cable diagram =V1WR1UQ53UQ11.4+V1WR1UQ53UQ11.4-W1		7/7/2022	KMAFFRE	
&EMA=V1WR1UQ53UQ12.1+V1WR1UQ53UQ12.1/1	Cable diagram =V1WR1UQ53UQ12.1+V1WR1UQ53UQ12.1-W1		7/7/2022	KMAFFRE	
&EMA=V1WR1UQ53UQ13.1+V1WR1UQ53UQ13.1/1	Cable diagram =V1WR1UQ53UQ13.1+V1WR1UQ53UQ13.1-W1		7/7/2022	KMAFFRE	
&EMA=V1WR1UQ53UQ13.2+V1WR1UQ53UQ13.2/1	Cable diagram =V1WR1UQ53UQ13.2+V1WR1UQ53UQ13.2-W1		7/7/2022	KMAFFRE	
&EMA=V1WR1UQ53UQ14.1+V1WR1UQ53UQ14.1/1	Cable diagram =V1WR1UQ53UQ14.1+V1WR1UQ53UQ14.1-W1		7/7/2022	KMAFFRE	
&EMA=V1WR1UQ53UQ15.1+V1WR1UQ53UQ15.1/1	Cable diagram =V1WR1UQ53UQ15.1+V1WR1UQ53UQ15.1-W1		7/7/2022	KMAFFRE	
&EMA=V1WR1UQ53UQ15.1+V1WR1UQ53UQ15.1/2	Cable diagram =V1WR1UQ53UQ15.1+V1WR1UQ53UQ15.1-W1.1		7/7/2022	KMAFFRE	
&EMA=V1WR1UQ53UQ15.1+V1WR1UQ53UQ15.1/3	Cable diagram =V1WR1UQ53UQ15.1+V1WR1UQ53UQ15.1-W1.2		7/7/2022	KMAFFRE	
&EMA=V1WR1UQ53UQ16.1+V1WR1UQ53UQ16.1/1	Cable diagram =V1WR1UQ53UQ16.1+V1WR1UQ53UQ16.1-W1		7/7/2022	KMAFFRE	
&EMA=V1WR1UQ53UQ17.1+V1WR1UQ53UQ17.1/1	Cable diagram =V1WR1UQ53UQ17.1+V1WR1UQ53UQ17.1-W1		7/7/2022	KMAFFRE	
&EMA=V1WR1UQ53UQ17.1+V1WR1UQ53UQ17.1/2	Cable diagram =V1WR1UQ53UQ17.1+V1WR1UQ53UQ17.1-W1.1		7/7/2022	KMAFFRE	
&EMA=V1WR1UQ53UQ17.1+V1WR1UQ53UQ17.1/3	Cable diagram =V1WR1UQ53UQ17.1+V1WR1UQ53UQ17.1-W1.2		7/7/2022	KMAFFRE	
&EMA=V1WR1UQ53UQ18.1+V1WR1UQ53UQ18.1/1	Cable diagram =V1WR1UQ53UQ18.1+V1WR1UQ53UQ18.1-W1		7/7/2022	KMAFFRE	
&EMA=V1WR1UQ53UQ19.1+V1WR1UQ53UQ19.1/1	Cable diagram =V1WR1UQ53UQ19.1+V1WR1UQ53UQ19.1-W1		7/7/2022	KMAFFRE	
&EMA=V1WR1UQ53UQ20.1+V1WR1UQ53UQ20.1/1	Cable diagram =V1WR1UQ53UQ20.1+V1WR1UQ53UQ20.1-W1		7/7/2022	KMAFFRE	
&EMA=V1WR1UQ53WC4+V1WR1UQ53/1	Cable diagram =V1WR1UQ53WC4+V1WR1UQ53-W1		7/7/2022	KMAFFRE	
&EMA=V1WR1UQ54BG0+V1WR1UQ54/1	Cable diagram =V1WR1UQ54BG0+V1WR1UQ54-W1		8/29/2022	MKLEPADLO	
&EMA=V1WR1UQ54BG0+V1WR1UQ54/2	Cable diagram =V1WR1UQ54BG0+V1WR1UQ54-W1.1		8/29/2022	MKLEPADLO	
&EMA=V1WR1UQ54BG0+V1WR1UQ54/3	Cable diagram =V1WR1UQ54BG0+V1WR1UQ54-W1.2		8/29/2022	MKLEPADLO	
&EMA=V1WR1UQ54BG0+V1WR1UQ54/4	Cable diagram =V1WR1UQ54BG0+V1WR1UQ54-W2		8/29/2022	MKLEPADLO	
&EMA=V1WR1UQ54BG0+V1WR1UQ54/5	Cable diagram =V1WR1UQ54BG0+V1WR1UQ54-W2.1		8/29/2022	MKLEPADLO	
&EMA=V1WR1UQ54BG0+V1WR1UQ54/6	Cable diagram =V1WR1UQ54BG0+V1WR1UQ54-W2.2		8/29/2022	MKLEPADLO	
&EMA=V1WR1UQ54BG0+V1WR1UQ54/7	Cable diagram =V1WR1UQ54BG0+V1WR1UQ54-W3		8/29/2022	MKLEPADLO	

Table of contents

Column X: An automatically generated page was edited

F06_001

Page	Page description	supplementary page field	Date	Edited by	X
&EMA=V1WR1UQ54BG0+V1WR1UQ54/8	Cable diagram =V1WR1UQ54BG0+V1WR1UQ54-W3.1		8/29/2022	MKLEPADLO	
&EMA=V1WR1UQ54BG0+V1WR1UQ54/9	Cable diagram =V1WR1UQ54BG0+V1WR1UQ54-W3.2		8/29/2022	MKLEPADLO	
&EMA=V1WR1UQ54BG0+V1WR1UQ54/10	Cable diagram =V1WR1UQ54BG0+V1WR1UQ54-W4		8/29/2022	MKLEPADLO	
&EMA=V1WR1UQ54BG0+V1WR1UQ54/11	Cable diagram =V1WR1UQ54BG0+V1WR1UQ54-W4.1		8/29/2022	MKLEPADLO	
&EMA=V1WR1UQ54BG0+V1WR1UQ54/12	Cable diagram =V1WR1UQ54BG0+V1WR1UQ54-W4.2		8/29/2022	MKLEPADLO	
&EMA=V1WR1UQ54KF1+V1WR1UQ54/1	Cable diagram =V1WR1UQ54KF1+V1WR1UQ54-W1		8/26/2022	MKLEPADLO	
&EMA=V1WR1UQ54UQ1.1+V1WR1UQ54UQ1.1/1	Cable diagram =V1WR1UQ54UQ1.1+V1WR1UQ54UQ1.1-W1		7/7/2022	KMAFFRE	
&EMA=V1WR1UQ54UQ2.1+V1WR1UQ54UQ2.1/1	Cable diagram =V1WR1UQ54UQ2.1+V1WR1UQ54UQ2.1-W1		7/7/2022	KMAFFRE	
&EMA=V1WR1UQ54UQ2.2+V1WR1UQ54UQ2.2/1	Cable diagram =V1WR1UQ54UQ2.2+V1WR1UQ54UQ2.2-W1		7/15/2022	KMAFFRE	
&EMA=V1WR1UQ54UQ2.2+V1WR1UQ54UQ2.2/2	Cable diagram =V1WR1UQ54UQ2.2+V1WR1UQ54UQ2.2-W1.1		7/15/2022	KMAFFRE	
&EMA=V1WR1UQ54UQ2.2+V1WR1UQ54UQ2.2/3	Cable diagram =V1WR1UQ54UQ2.2+V1WR1UQ54UQ2.2-W1.2		7/15/2022	KMAFFRE	
&EMA=V1WR1UQ54UQ3.1+V1WR1UQ54UQ3.1/1	Cable diagram =V1WR1UQ54UQ3.1+V1WR1UQ54UQ3.1-W1		7/7/2022	KMAFFRE	
&EMA=V1WR1UQ54UQ3.2+V1WR1UQ54UQ3.2/1	Cable diagram =V1WR1UQ54UQ3.2+V1WR1UQ54UQ3.2-W1		7/7/2022	KMAFFRE	
&EMA=V1WR1UQ54UQ4.1+V1WR1UQ54UQ4.1/1	Cable diagram =V1WR1UQ54UQ4.1+V1WR1UQ54UQ4.1-W1		7/7/2022	KMAFFRE	
&EMA=V1WR1UQ54UQ4.2+V1WR1UQ54UQ4.2/1	Cable diagram =V1WR1UQ54UQ4.2+V1WR1UQ54UQ4.2-W1		7/7/2022	KMAFFRE	
&EMA=V1WR1UQ54UQ5.1+V1WR1UQ54UQ5.1/1	Cable diagram =V1WR1UQ54UQ5.1+V1WR1UQ54UQ5.1-W1		7/7/2022	KMAFFRE	
&EMA=V1WR1UQ54UQ6.1+V1WR1UQ54UQ6.1/1	Cable diagram =V1WR1UQ54UQ6.1+V1WR1UQ54UQ6.1-W1		7/7/2022	KMAFFRE	
&EMA=V1WR1UQ54UQ7.1+V1WR1UQ54UQ7.1/1	Cable diagram =V1WR1UQ54UQ7.1+V1WR1UQ54UQ7.1-W1		7/7/2022	KMAFFRE	
&EMA=V1WR1UQ54UQ7.1+V1WR1UQ54UQ7.1/2	Cable diagram =V1WR1UQ54UQ7.1+V1WR1UQ54UQ7.1-W1.1		7/7/2022	KMAFFRE	
&EMA=V1WR1UQ54UQ7.1+V1WR1UQ54UQ7.1/3	Cable diagram =V1WR1UQ54UQ7.1+V1WR1UQ54UQ7.1-W1.2		7/7/2022	KMAFFRE	
&EMA=V1WR1UQ54UQ7.2+V1WR1UQ54UQ7.2/1	Cable diagram =V1WR1UQ54UQ7.2+V1WR1UQ54UQ7.2-W1		7/7/2022	KMAFFRE	
&EMA=V1WR1UQ54UQ7.2+V1WR1UQ54UQ7.2/2	Cable diagram =V1WR1UQ54UQ7.2+V1WR1UQ54UQ7.2-W1.1		7/7/2022	KMAFFRE	
&EMA=V1WR1UQ54UQ7.2+V1WR1UQ54UQ7.2/3	Cable diagram =V1WR1UQ54UQ7.2+V1WR1UQ54UQ7.2-W1.2		7/7/2022	KMAFFRE	
&EMA=V1WR1UQ54UQ7.3+V1WR1UQ54UQ7.3/1	Cable diagram =V1WR1UQ54UQ7.3+V1WR1UQ54UQ7.3-W1		7/7/2022	KMAFFRE	
&EMA=V1WR1UQ54UQ8.1+V1WR1UQ54UQ8.1/1	Cable diagram =V1WR1UQ54UQ8.1+V1WR1UQ54UQ8.1-W1		8/26/2022	MKLEPADLO	
&EMA=V1WR1WC1+V1WR1UC01/1	Cable diagram =V1WR1WC1+V1WR1UC01-W1		7/7/2022	KMAFFRE	
&EMC/1	Cable overview		8/31/2022	KMAFFRE	
&EMC/1.a	Cable overview		9/2/2022	MKLEPADLO	
&EMC/1.b	Cable overview		10/19/2022	KMAFFRE	
&EMC/1.c	Cable overview		10/19/2022	KMAFFRE	
&EMC/1.d	Cable overview		10/19/2022	KMAFFRE	
&EMC/1.e	Cable overview		10/19/2022	KMAFFRE	
&EMC/1.f	Cable overview		10/19/2022	KMAFFRE	

Table of contents

Column X: An automatically generated page was edited

F06_001

Page	Page description	supplementary page field	Date	Edited by	X
&EMC/1.g	Cable overview		10/19/2022	KMAFFRE	
&EPB/1	Parts list : TS 35_7,5 - TS 35_7,5		7/7/2022	KMAFFRE	
&EPB+UC31/1	Parts list : US2.ECGB5 - SIE.6EP3336-7SB00-3AX0		9/6/2022	KMAFFRE	
&EPB+UC31UC91/1	Parts list : ABB.1SFA619550R1051 - ABB.1SFA619100R1023		7/7/2022	KMAFFRE	
&EPB+UC31UC92/1	Parts list : ABB.1SFA619100R1111 - ABB.1SFA619200R1016		7/7/2022	KMAFFRE	
&EPB+V1AR21XQ11UC01/1	Parts list : ABB.2CMA193115R1000 - ABB.2CMA193115R1000		7/7/2022	KMAFFRE	
&EPB+V1AR22XQ11UC01/1	Parts list : ABB.2CMA193115R1000 - ABB.2CMA193115R1000		7/7/2022	KMAFFRE	
&EPB+V1AR23XQ11UC01/1	Parts list : ABB.2CMA193115R1000 - ABB.2CMA193115R1000		7/7/2022	KMAFFRE	
&EPB+V1AR24XQ11UC01/1	Parts list : ABB.2CMA193115R1000 - ABB.2CMA193115R1000		7/7/2022	KMAFFRE	
&EPB+V1FQ1/1	Parts list : BAN.SLSCP30-1200P44NT - BAN.SLSCP30-1200P88		7/7/2022	KMAFFRE	
&EPB+V1FQ1BG1/1	Parts list : EUC.MGB-L2B-PNA-R-121859 - EUC.MGB-E-A2-106051		7/7/2022	KMAFFRE	
&EPB+V1U10U01/1	Parts list : MURR.55339 - BAN.32723		8/31/2022	KMAFFRE	
&EPB+V1UC11/1	Parts list : EMPD3FBCB-025A-M - SIE.5ST3010-0HG		9/6/2022	KMAFFRE	
&EPB+V1UC11/1.a	Parts list : SIE.5SJ4116-7HG41 - RIT.4115000		10/12/2022	KMAFFRE	
&EPB+V1UC46/1	Parts list : SIE.6ES7155-6AA01-0BN0_subassembly - TUR.RKF 50-1M/NPT		11/14/2022	KMAFFRE	
&EPB+V1UC51/1	Parts list : SIE.6AV2124-0GC01-0AX0 - TUR.RSF 50-1M/NPT		9/2/2022	MKLEPADLO	
&EPB+V1UC52/1	Parts list : TUR.RSF 50-1M/NPT - RIT.5051368		9/6/2022	KMAFFRE	
&EPB+V1UC61/1	Parts list : SIE.8WD4408-0AA - TUR.RSF 106-2M/14.5/NPT/CS16486		8/28/2022	MKLEPADLO	
&EPB+V1UC62/1	Parts list : SIE.8WD4408-0AA - TUR.RSF 106-2M/14.5/NPT/CS16486		8/28/2022	MKLEPADLO	
&EPB+V1UC71/1	Parts list : BAN.SSA-EBM-12EB1Q8OTBB - BAN.SSA-EBM-12EB1Q8OTBB		8/29/2022	MKLEPADLO	
&EPB+V1UC72/1	Parts list : BAN.SSA-EBM-12EB1Q8OTBB - BAN.SSA-EBM-12EB1Q8OTBB		8/29/2022	MKLEPADLO	
&EPB+V1UC161/1	Parts list : MB-231-03 - RIT.4115000		8/26/2022	MKLEPADLO	
&EPB+V1UC162/1	Parts list : MB-231-03 - RIT.4115000		8/26/2022	MKLEPADLO	
&EPB+V1WR1/1	Parts list : A-B.440F-M2036HYNN - TUR.BS 8251-0/PG9		10/5/2022	KMAFFRE	
&EPB+V1WR1UQ51/1	Parts list : TUR.BI20U-CA40-AP6X2-H1141/S1590W/BS2.1 - TUR.RSM-2RKM 50		8/31/2022	KMAFFRE	
&EPB+V1WR1UQ51UQ1.1/1	Parts list : TUR.BI2-CRS260-AP4X2-H1141/S34 - TUR.VB2-FSM 4.4/2FKM 4/S3450		7/7/2022	KMAFFRE	
&EPB+V1WR1UQ51UQ1.2/1	Parts list : TUR.BI2-CRS260-AP4X2-H1141/S34 - TUR.VB2-FSM 4.4/2FKM 4/S3450		7/7/2022	KMAFFRE	
&EPB+V1WR1UQ51UQ1.3/1	Parts list : WEL.WWS001A - WEL.WWS001A		8/31/2022	KMAFFRE	
&EPB+V1WR1UQ51UQ2.1/1	Parts list : TUN.1324644 - TUN.1324644		7/7/2022	KMAFFRE	
&EPB+V1WR1UQ51UQ2.2/1	Parts list : TUN.1324644 - TUN.1324644		7/7/2022	KMAFFRE	
&EPB+V1WR1UQ51UQ3.1/1	Parts list : TUN.1324638 - TUN.1324638		7/7/2022	KMAFFRE	
&EPB+V1WR1UQ51UQ3.2/1	Parts list : TUN.1324644 - TUN.1324644		7/7/2022	KMAFFRE	
&EPB+V1WR1UQ51UQ4.1/1	Parts list : TUN.1324644 - TUN.1324644		7/7/2022	KMAFFRE	

Table of contents

Column X: An automatically generated page was edited

F06_001

Page	Page description	supplementary page field	Date	Edited by	X
&EPB+V1WR1UQ51UQ5.1/1	Parts list : TUN.1324638 - TUN.1324638		7/7/2022	KMAFFRE	
&EPB+V1WR1UQ51UQ5.2/1	Parts list : TUN.1324644 - TUN.1324644		7/7/2022	KMAFFRE	
&EPB+V1WR1UQ51UQ6.1/1	Parts list : TUR.BI2-CRS260-AP4X2-H1141/S34 - TUR.VB2-FSM 4.4/2FKM 4/S3450		7/7/2022	KMAFFRE	
&EPB+V1WR1UQ51UQ7.1/1	Parts list : TUN.1324644 - TUN.1324644		7/7/2022	KMAFFRE	
&EPB+V1WR1UQ51UQ8.1/1	Parts list : TUN.1324644 - TUN.1324644		7/7/2022	KMAFFRE	
&EPB+V1WR1UQ51UQ9.1/1	Parts list : TUR.BI2-CRS260-AP4X2-H1141/S34 - TUR.VB2-FSM 4.4/2FKM 4/S3450		7/7/2022	KMAFFRE	
&EPB+V1WR1UQ51UQ10.1/1	Parts list : TUR.BI2-CRS260-AP4X2-H1141/S34 - TUR.VB2-FSM 4.4/2FKM 4/S3450		7/7/2022	KMAFFRE	
&EPB+V1WR1UQ51UQ11.1/1	Parts list : TUN.1324644 - TUN.1324644		7/7/2022	KMAFFRE	
&EPB+V1WR1UQ51UQ11.2/1	Parts list : TUN.1324644 - TUN.1324644		7/7/2022	KMAFFRE	
&EPB+V1WR1UQ51UQ11.3/1	Parts list : TUN.1324644 - TUN.1324644		7/7/2022	KMAFFRE	
&EPB+V1WR1UQ51UQ11.4/1	Parts list : TUN.1324644 - TUN.1324644		7/7/2022	KMAFFRE	
&EPB+V1WR1UQ51UQ12.1/1	Parts list : TUN.285425 - TUN.285425		8/31/2022	KMAFFRE	
&EPB+V1WR1UQ51UQ13.1/1	Parts list : TUN.1324644 - TUN.1324644		7/7/2022	KMAFFRE	
&EPB+V1WR1UQ51UQ13.2/1	Parts list : TUN.1324644 - TUN.1324644		7/7/2022	KMAFFRE	
&EPB+V1WR1UQ51UQ14.1/1	Parts list : TUN.1324644 - TUN.1324644		7/7/2022	KMAFFRE	
&EPB+V1WR1UQ51UQ15.1/1	Parts list : TUR.BI2-CRS260-AP4X2-H1141/S34 - TUR.VB2-FSM 4.4/2FKM 4/S3450		7/7/2022	KMAFFRE	
&EPB+V1WR1UQ51UQ16.1/1	Parts list : TUN.1324644 - TUN.1324644		7/7/2022	KMAFFRE	
&EPB+V1WR1UQ51UQ17.1/1	Parts list : TUR.BI2-CRS260-AP4X2-H1141/S34 - TUR.VB2-FSM 4.4/2FKM 4/S3450		7/7/2022	KMAFFRE	
&EPB+V1WR1UQ51UQ18.1/1	Parts list : TUN.1324644 - TUN.1324644		7/7/2022	KMAFFRE	
&EPB+V1WR1UQ51UQ19.1/1	Parts list : WEL.WWS001A - WEL.WWS001A		8/31/2022	KMAFFRE	
&EPB+V1WR1UQ51UQ20.1/1	Parts list : TUN.285425 - TUN.285425		8/31/2022	KMAFFRE	
&EPB+V1WR1UQ52/1	Parts list : TUR.NI10U-MT12E-AP6X2-H1141/S1589 - FES.549335		8/29/2022	MKLEPADLO	
&EPB+V1WR1UQ52UQ1.1/1	Parts list : TUR.BI2-CRS260-AP4X2-H1141/S34 - TUR.VB2-FSM 4.4/2FKM 4/S3450		7/7/2022	KMAFFRE	
&EPB+V1WR1UQ52UQ1.2/1	Parts list : TUR.BI2-CRS260-AP4X2-H1141/S34 - TUR.VB2-FSM 4.4/2FKM 4/S3450		7/7/2022	KMAFFRE	
&EPB+V1WR1UQ52UQ2.1/1	Parts list : WEL.WWS001A - WEL.WWS001A		8/31/2022	KMAFFRE	
&EPB+V1WR1UQ52UQ2.2/1	Parts list : TUR.16447411 - TUR.VB2-FSM 4.4/2FKM 4/S3450		7/7/2022	KMAFFRE	
&EPB+V1WR1UQ52UQ2.3/1	Parts list : WEL.WWS001A - WEL.WWS001A		8/31/2022	KMAFFRE	
&EPB+V1WR1UQ52UQ2.4/1	Parts list : TUR.16447411 - TUR.VB2-FSM 4.4/2FKM 4/S3450		7/7/2022	KMAFFRE	
&EPB+V1WR1UQ52UQ3.1/1	Parts list : TUN.1324644 - TUN.1324644		7/7/2022	KMAFFRE	
&EPB+V1WR1UQ52UQ3.2/1	Parts list : TUN.1324644 - TUN.1324644		7/7/2022	KMAFFRE	
&EPB+V1WR1UQ52UQ3.3/1	Parts list : TUN.1324644 - TUN.1324644		7/7/2022	KMAFFRE	
&EPB+V1WR1UQ52UQ3.4/1	Parts list : TUN.1324644 - TUN.1324644		7/7/2022	KMAFFRE	
&EPB+V1WR1UQ52UQ4.1/1	Parts list : TUN.1324644 - TUN.1324644		7/7/2022	KMAFFRE	

Table of contents

Column X: An automatically generated page was edited

F06_001

Page	Page description	supplementary page field	Date	Edited by	X
&EPB+V1WR1UQ52UQ4.2/1	Parts list : TUN.1324644 - TUN.1324644		7/7/2022	KMAFFRE	
&EPB+V1WR1UQ52UQ5.1/1	Parts list : TUN.1324644 - TUN.1324644		7/7/2022	KMAFFRE	
&EPB+V1WR1UQ52UQ5.2/1	Parts list : TUN.1324644 - TUN.1324644		7/7/2022	KMAFFRE	
&EPB+V1WR1UQ52UQ6.1/1	Parts list : TUN.1324644 - TUN.1324644		7/7/2022	KMAFFRE	
&EPB+V1WR1UQ52UQ6.2/1	Parts list : TUN.1324644 - TUN.1324644		7/7/2022	KMAFFRE	
&EPB+V1WR1UQ52UQ7.1/1	Parts list : TUR.BI2-CRS260-AP4X2-H1141/S34 - TUR.VB2-FSM 4.4/2FKM 4/S3450		7/7/2022	KMAFFRE	
&EPB+V1WR1UQ52UQ7.2/1	Parts list : TUR.BI2-CRS260-AP4X2-H1141/S34 - TUR.VB2-FSM 4.4/2FKM 4/S3450		7/7/2022	KMAFFRE	
&EPB+V1WR1UQ52UQ8.1/1	Parts list : TUR.BI2-CRS260-AP4X2-H1141/S34 - TUR.VB2-FSM 4.4/2FKM 4/S3450		7/7/2022	KMAFFRE	
&EPB+V1WR1UQ52UQ8.2/1	Parts list : TUR.BI2-CRS260-AP4X2-H1141/S34 - TUR.VB2-FSM 4.4/2FKM 4/S3450		7/7/2022	KMAFFRE	
&EPB+V1WR1UQ52UQ9.1/1	Parts list : WEL.WWS001A - WEL.WWS001A		9/6/2022	KMAFFRE	
&EPB+V1WR1UQ52UQ9.2/1	Parts list : WEL.WWS001A - WEL.WWS001A		9/6/2022	KMAFFRE	
&EPB+V1WR1UQ53/1	Parts list : TUR.BI20U-CA40-AP6X2-H1141/S1590W/BS2.1 - TUR.RSM-2RKM 50		8/31/2022	KMAFFRE	
&EPB+V1WR1UQ53UQ1.1/1	Parts list : TUR.BI2-CRS260-AP4X2-H1141/S34 - TUR.VB2-FSM 4.4/2FKM 4/S3450		7/7/2022	KMAFFRE	
&EPB+V1WR1UQ53UQ1.2/1	Parts list : TUR.BI2-CRS260-AP4X2-H1141/S34 - TUR.VB2-FSM 4.4/2FKM 4/S3450		7/7/2022	KMAFFRE	
&EPB+V1WR1UQ53UQ1.3/1	Parts list : WEL.WWS001A - WEL.WWS001A		8/31/2022	KMAFFRE	
&EPB+V1WR1UQ53UQ2.1/1	Parts list : TUN.1324644 - TUN.1324644		7/7/2022	KMAFFRE	
&EPB+V1WR1UQ53UQ2.2/1	Parts list : TUN.1324644 - TUN.1324644		7/7/2022	KMAFFRE	
&EPB+V1WR1UQ53UQ3.1/1	Parts list : TUN.1324638 - TUN.1324638		7/7/2022	KMAFFRE	
&EPB+V1WR1UQ53UQ3.2/1	Parts list : TUN.1324644 - TUN.1324644		7/7/2022	KMAFFRE	
&EPB+V1WR1UQ53UQ4.1/1	Parts list : TUN.1324644 - TUN.1324644		7/7/2022	KMAFFRE	
&EPB+V1WR1UQ53UQ5.1/1	Parts list : TUN.1324638 - TUN.1324638		7/7/2022	KMAFFRE	
&EPB+V1WR1UQ53UQ5.2/1	Parts list : TUN.1324644 - TUN.1324644		7/7/2022	KMAFFRE	
&EPB+V1WR1UQ53UQ6.1/1	Parts list : TUR.BI2-CRS260-AP4X2-H1141/S34 - TUR.VB2-FSM 4.4/2FKM 4/S3450		7/7/2022	KMAFFRE	
&EPB+V1WR1UQ53UQ7.1/1	Parts list : TUN.1324644 - TUN.1324644		7/7/2022	KMAFFRE	
&EPB+V1WR1UQ53UQ8.1/1	Parts list : TUN.1324644 - TUN.1324644		7/7/2022	KMAFFRE	
&EPB+V1WR1UQ53UQ9.1/1	Parts list : TUR.BI2-CRS260-AP4X2-H1141/S34 - TUR.VB2-FSM 4.4/2FKM 4/S3450		7/7/2022	KMAFFRE	
&EPB+V1WR1UQ53UQ10.1/1	Parts list : TUR.BI2-CRS260-AP4X2-H1141/S34 - TUR.VB2-FSM 4.4/2FKM 4/S3450		7/7/2022	KMAFFRE	
&EPB+V1WR1UQ53UQ11.1/1	Parts list : TUN.1324644 - TUN.1324644		7/7/2022	KMAFFRE	
&EPB+V1WR1UQ53UQ11.2/1	Parts list : TUN.1324644 - TUN.1324644		7/7/2022	KMAFFRE	
&EPB+V1WR1UQ53UQ11.3/1	Parts list : TUN.1324644 - TUN.1324644		7/7/2022	KMAFFRE	
&EPB+V1WR1UQ53UQ11.4/1	Parts list : TUN.1324644 - TUN.1324644		7/7/2022	KMAFFRE	
&EPB+V1WR1UQ53UQ12.1/1	Parts list : TUN.285425 - TUN.285425		8/31/2022	KMAFFRE	
&EPB+V1WR1UQ53UQ13.1/1	Parts list : TUN.1324644 - TUN.1324644		7/7/2022	KMAFFRE	

Table of contents

Column X: An automatically generated page was edited

F06_001

Page	Page description	supplementary page field	Date	Edited by	X
&EPB+V1WR1UQ53UQ13.2/1	Parts list : TUN.1324644 - TUN.1324644		7/7/2022	KMAFFRE	
&EPB+V1WR1UQ53UQ14.1/1	Parts list : TUN.1324644 - TUN.1324644		7/7/2022	KMAFFRE	
&EPB+V1WR1UQ53UQ15.1/1	Parts list : TUR.BI2-CRS260-AP4X2-H1141/S34 - TUR.VB2-FSM 4.4/2FKM 4/S3450		7/7/2022	KMAFFRE	
&EPB+V1WR1UQ53UQ16.1/1	Parts list : TUN.1324644 - TUN.1324644		7/7/2022	KMAFFRE	
&EPB+V1WR1UQ53UQ17.1/1	Parts list : TUR.BI2-CRS260-AP4X2-H1141/S34 - TUR.VB2-FSM 4.4/2FKM 4/S3450		7/7/2022	KMAFFRE	
&EPB+V1WR1UQ53UQ18.1/1	Parts list : TUN.1324644 - TUN.1324644		7/7/2022	KMAFFRE	
&EPB+V1WR1UQ53UQ19.1/1	Parts list : WEL.WWS001A - WEL.WWS001A		8/31/2022	KMAFFRE	
&EPB+V1WR1UQ53UQ20.1/1	Parts list : TUN.285425 - TUN.285425		8/31/2022	KMAFFRE	
&EPB+V1WR1UQ54/1	Parts list : TUR.NI10U-MT12E-AP6X2-H1141/S1589 - FES.549335		8/29/2022	MKLEPADLO	
&EPB+V1WR1UQ54UQ1.1/1	Parts list : WEL.WWS001A - WEL.WWS001A		8/31/2022	KMAFFRE	
&EPB+V1WR1UQ54UQ2.1/1	Parts list : WEL.WWS001A - WEL.WWS001A		8/31/2022	KMAFFRE	
&EPB+V1WR1UQ54UQ2.2/1	Parts list : TUR.BI2-CRS260-AP4X2-H1141/S34 - TUR.VB2-FSM 4.4/2FKM 4/S3450		7/15/2022	KMAFFRE	
&EPB+V1WR1UQ54UQ3.1/1	Parts list : TUN.1324644 - TUN.1324644		7/7/2022	KMAFFRE	
&EPB+V1WR1UQ54UQ3.2/1	Parts list : TUN.1324644 - TUN.1324644		7/7/2022	KMAFFRE	
&EPB+V1WR1UQ54UQ4.1/1	Parts list : TUN.1324644 - TUN.1324644		7/7/2022	KMAFFRE	
&EPB+V1WR1UQ54UQ4.2/1	Parts list : TUN.1324644 - TUN.1324644		7/7/2022	KMAFFRE	
&EPB+V1WR1UQ54UQ5.1/1	Parts list : TUN.1324644 - TUN.1324644		7/7/2022	KMAFFRE	
&EPB+V1WR1UQ54UQ6.1/1	Parts list : TUN.1324644 - TUN.1324644		7/7/2022	KMAFFRE	
&EPB+V1WR1UQ54UQ7.1/1	Parts list : TUR.BI2-CRS260-AP4X2-H1141/S34 - TUR.VB2-FSM 4.4/2FKM 4/S3450		7/7/2022	KMAFFRE	
&EPB+V1WR1UQ54UQ7.2/1	Parts list : TUR.BI2-CRS260-AP4X2-H1141/S34 - TUR.VB2-FSM 4.4/2FKM 4/S3450		7/7/2022	KMAFFRE	
&EPB+V1WR1UQ54UQ7.3/1	Parts list : WEL.WWS001A - WEL.WWS001A		8/31/2022	KMAFFRE	
&EPB+V1WR1UQ54UQ8.1/1	Parts list : TUN.1324644 - TUN.1324644		7/7/2022	KMAFFRE	
&EPB=SIMATIC_NET+6GK5208_0BA00_2AC2/1	6GK5208-0BA00-2AC2 Allpolig/Variante A		8/26/2022	MKLEPADLO	
&ETT/1	Terminal line-up diagram =KF0KF1+UC31-PC1		8/26/2022	MKLEPADLO	
&ETT/2	Terminal line-up diagram =KF0KF1+UC31-PH1		8/26/2022	MKLEPADLO	
&ETT/3	Terminal line-up diagram =KF0WC3+UC31-XD1		8/26/2022	MKLEPADLO	
&ETT/4	Terminal line-up diagram =KF0WC3+UC31-XD2		8/26/2022	MKLEPADLO	
&ETT/5	Terminal line-up diagram =KF0WC4+UC31-XD11		8/26/2022	MKLEPADLO	
&ETT/6	Terminal line-up diagram =KF0WC4+UC31-XD12		8/26/2022	MKLEPADLO	
&ETT/7	Terminal line-up diagram =KF0WC4+UC31-XD13		8/26/2022	MKLEPADLO	
&ETT/8	Terminal line-up diagram =KF0WC4+UC31-XD14		8/26/2022	MKLEPADLO	
&ETT/9	Terminal line-up diagram =V1WC1+V1UC11-PE		8/28/2022	MKLEPADLO	
&ETT/10	Terminal line-up diagram =V1WC2+V1UC11-XD1		11/14/2022	KMAFFRE	

Table of contents

Column X: An automatically generated page was edited

F06_001

Page	Page description	supplementary page field	Date	Edited by	X
&ETT/11	Terminal line-up diagram =V1WC2+V1UC11-XD2		10/12/2022	KMAFFRE	
&ETT/12	Terminal line-up diagram =V1WC2+V1UC11-XD3		10/12/2022	KMAFFRE	
&ETT/13	Terminal line-up diagram =V1WC3+V1UC11-XD1		10/12/2022	KMAFFRE	
&ETT/14	Terminal line-up diagram =V1WC3+V1UC11-XD2		10/12/2022	KMAFFRE	
&ETT/15	Terminal line-up diagram =V1WC3+V1UC11-XD3		10/12/2022	KMAFFRE	
&ETT/16	Terminal line-up diagram =V1WC4+V1UC11-KF11.14		10/12/2022	KMAFFRE	
&ETT/17	Terminal line-up diagram =V1WC4+V1UC11-XD5		10/12/2022	KMAFFRE	
&ETT/18	Terminal line-up diagram =V1WC4+V1UC11-XD6		10/12/2022	KMAFFRE	
&ETT/19	Terminal line-up diagram =V1WC4+V1UC11-XD10		10/19/2022	KMAFFRE	
&ETT/20	Terminal line-up diagram =V1WC4+V1UC11-XD11		10/12/2022	KMAFFRE	
&ETT/21	Terminal line-up diagram =V1WC4+V1UC11-XD12		10/12/2022	KMAFFRE	
&ETT/22	Terminal line-up diagram =V1WC4+V1UC11-XD13		10/19/2022	KMAFFRE	
&ETT/23	Terminal line-up diagram =V1WC4+V1UC11-XD14		10/12/2022	KMAFFRE	
&ETT/24	Terminal line-up diagram =V1WC4+V1UC11-XD20		10/12/2022	KMAFFRE	
&ETT/25	Terminal line-up diagram =V1WC4+V1UC11-XD51		10/12/2022	KMAFFRE	
&ETT/26	Terminal line-up diagram =V1WC4+V1UC11-XD52		10/12/2022	KMAFFRE	
&ETT/27	Terminal line-up diagram =V1WC4+V1UC11-XD53		10/12/2022	KMAFFRE	
&ETT/28	Terminal line-up diagram =V1WC4+V1UC11-XD54		10/12/2022	KMAFFRE	
&ETT/29	Terminal line-up diagram =V1WC4+V1UC46-XD11		10/12/2022	KMAFFRE	
&ETT/30	Terminal line-up diagram =V1WC4+V1UC46-XD14		10/12/2022	KMAFFRE	
&ETT/31	Terminal line-up diagram =V1WC4+V1UC46-XD51.1		10/12/2022	KMAFFRE	
&ETT/32	Terminal line-up diagram =V1WC4+V1UC46-XD52.1		10/12/2022	KMAFFRE	
&ETT/33	Terminal line-up diagram =V1WC4+V1UC46-XD53.1		10/12/2022	KMAFFRE	
&ETT/34	Terminal line-up diagram =V1WC4+V1UC46-XD54.1		10/12/2022	KMAFFRE	
&ETT/35	Terminal line-up diagram =V1PZ1PF1+V1UC61-XD11		10/12/2022	KMAFFRE	
&ETT/36	Terminal line-up diagram =V1PZ1PF2+V1UC62-XD11		10/12/2022	KMAFFRE	
&EXX/1	Summarized parts list : TS 35_7,5 - SIE.6ES7155-6AA01-0BN0		9/6/2022	KMAFFRE	
&EXX/1.a	Summarized parts list : SIE.6ES7131-6BH01-0BA0 - SIE.6EP1961-2BA41		9/6/2022	KMAFFRE	
&EXX/1.b	Summarized parts list : SIE.6EP4134-3AB00-2AY0 - RIT.1050000		9/6/2022	KMAFFRE	
&EXX/1.c	Summarized parts list : SIE.8WD4420-5AD - SIE.7KM9300-0AE02-0AA0		9/6/2022	KMAFFRE	
&EXX/1.d	Summarized parts list : SIE.3VA6225-6KP31-0AA0 - EMPD3FBCB-100A-M		9/6/2022	KMAFFRE	
&EXX/1.e	Summarized parts list : P+F.SJ15-E2-V1-Y40122 - RIT.SETS8205SID5		10/5/2022	KMAFFRE	
&EYY/1	Terminal-strip overview : =KF0KF1+UC31-PC1 - =KF0WC4+UC31-XD14		8/26/2022	MKLEPADLO	

Table of contents

Column X: An automatically generated page was edited

F06_001

Page	Page description	supplementary page field	Date	Edited by	X
&EYY/1.a	Terminal-strip overview : =V1WC1+V1UC11-PE - =V1WC4+V1UC11-XD54		10/19/2022	KMAFFRE	
&EYY/1.b	Terminal-strip overview : =V1WC4+V1UC46-XD11 - =V1WC4+V1UC46-XD54.1		8/28/2022	MKLEPADLO	
&EYY/1.c	Terminal-strip overview : =V1PZ1PF1+V1UC61-XD11 - =V1PZ1PF1+V1UC61-XD11		8/28/2022	MKLEPADLO	
&EYY/1.d	Terminal-strip overview : =V1PZ1PF2+V1UC62-XD11 - =V1PZ1PF2+V1UC62-XD11		8/28/2022	MKLEPADLO	
&EAZ/1	Amendment page		7/27/2022	KMAFFRE	
&EAZ/2	Amendment page		8/15/2022	KMAFFRE	
&EAZ/3	Amendment page		9/6/2022	KMAFFRE	
&EAZ/4	Amendment page		9/12/2022	KMAFFRE	
&EAZ/5	Amendment page		9/12/2022	KMAFFRE	
&EAZ/6	Amendment page		10/5/2022	KMAFFRE	
&EAZ/7	Amendment page		10/12/2022	KMAFFRE	
&EAZ/8	Amendment page		10/19/2022	KMAFFRE	

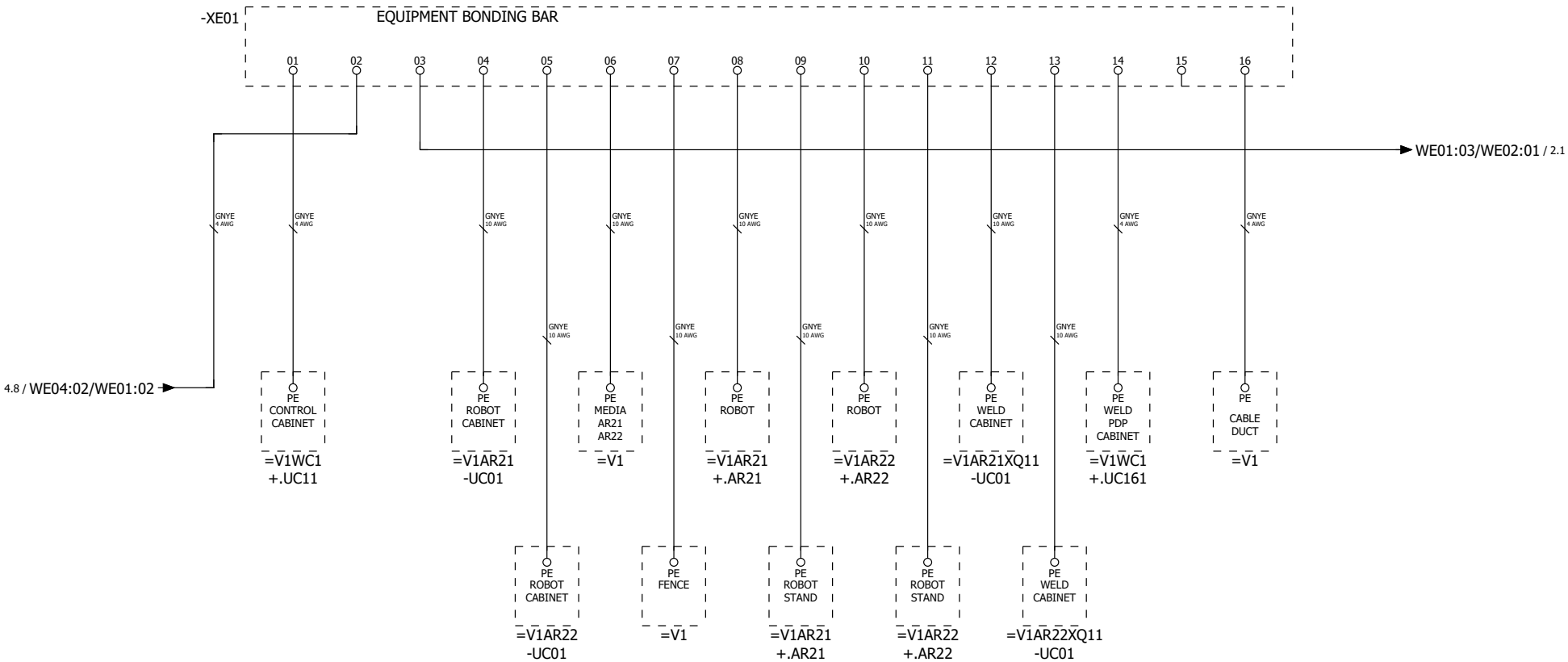

&EAB+/1.x

2

			Date	9/6/2022	Volvo Trucks North America	Valiant TMS	EQUIPMENT BONDING	Drawing name: =2V11&EFS-EL		= FQ99V1	
			Ed.	MKLEPADLO						+ V1	
			Appr		P6700 Bodyside Sub - Robot Cell 2V11			Document type: EFA	Project nr: 22-16149		Page 1
Modification	Date	Name	Original		Replacement of / Replaced by	Scale 1:1					804

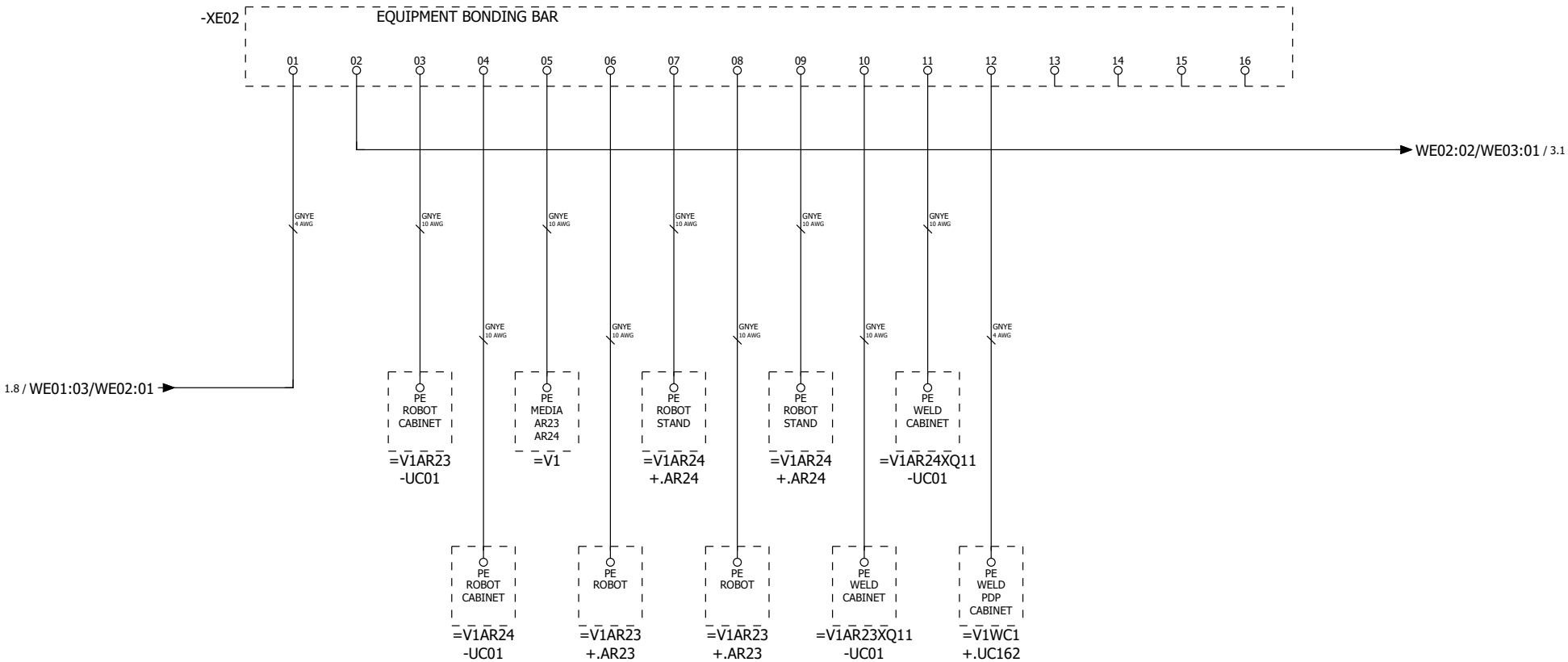

1 3

			Date	9/6/2022	Volvo Trucks North America	Valiant TMS	EQUIPMENT BONDING	Drawing name: =2V11&EFS-EL		= FQ99V1	
			Ed.	MKLEPADLO						+ V1	
			Appr		P6700 Bodyside Sub - Robot Cell 2V11			Document type: EFA	Project nr: 22-16149		Page 2
Modification	Date	Name	Original		Replacement of / Replaced by	Scale 1:1					804

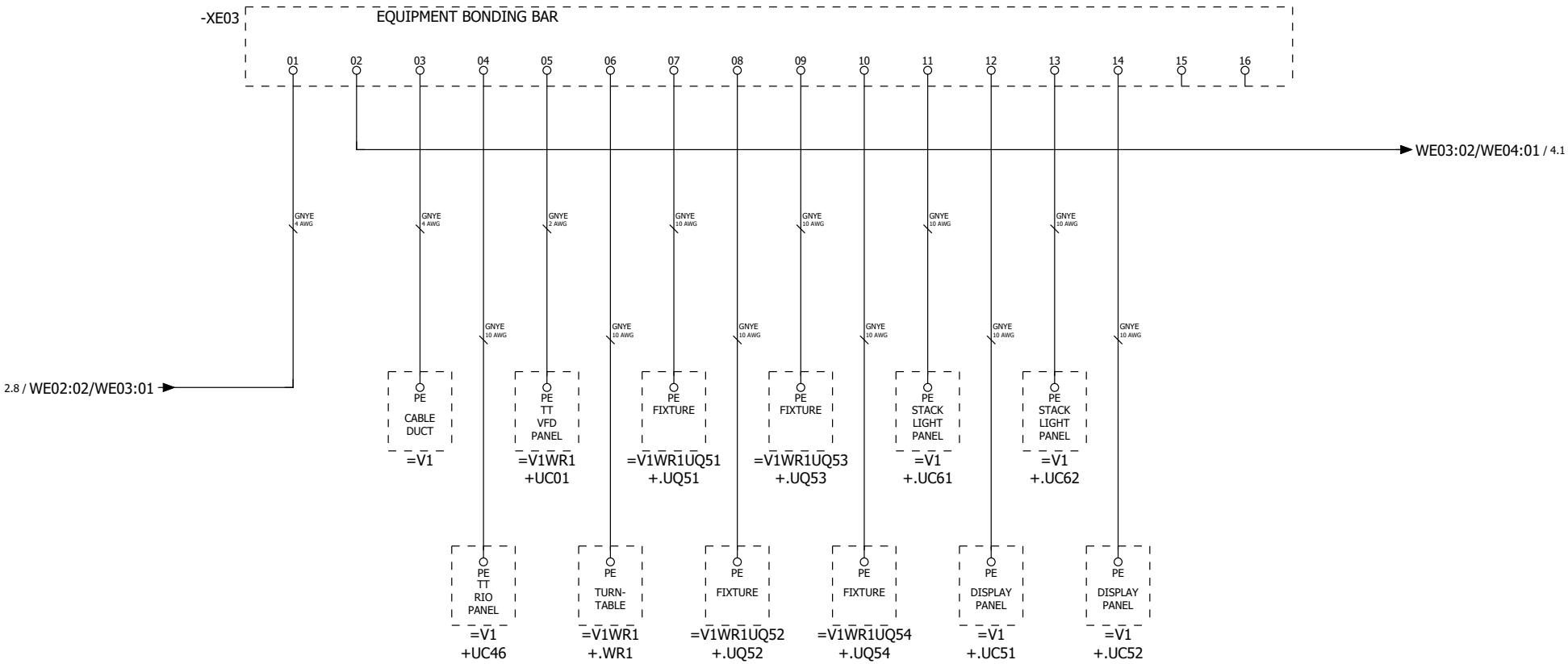

2 4

			Date	9/6/2022	Volvo Trucks North America	Valiant TMS	EQUIPMENT BONDING	Drawing name: =2V11&EFS-EL		= FQ99V1	
			Ed.	MKLEPADLO						+ V1	
			Appr		P6700 Bodyside Sub - Robot Cell 2V11			Document type: EFA	Project nr: 22-16149		Page 3
Modification	Date	Name	Original		Replacement of / Replaced by	Scale 1:1					804

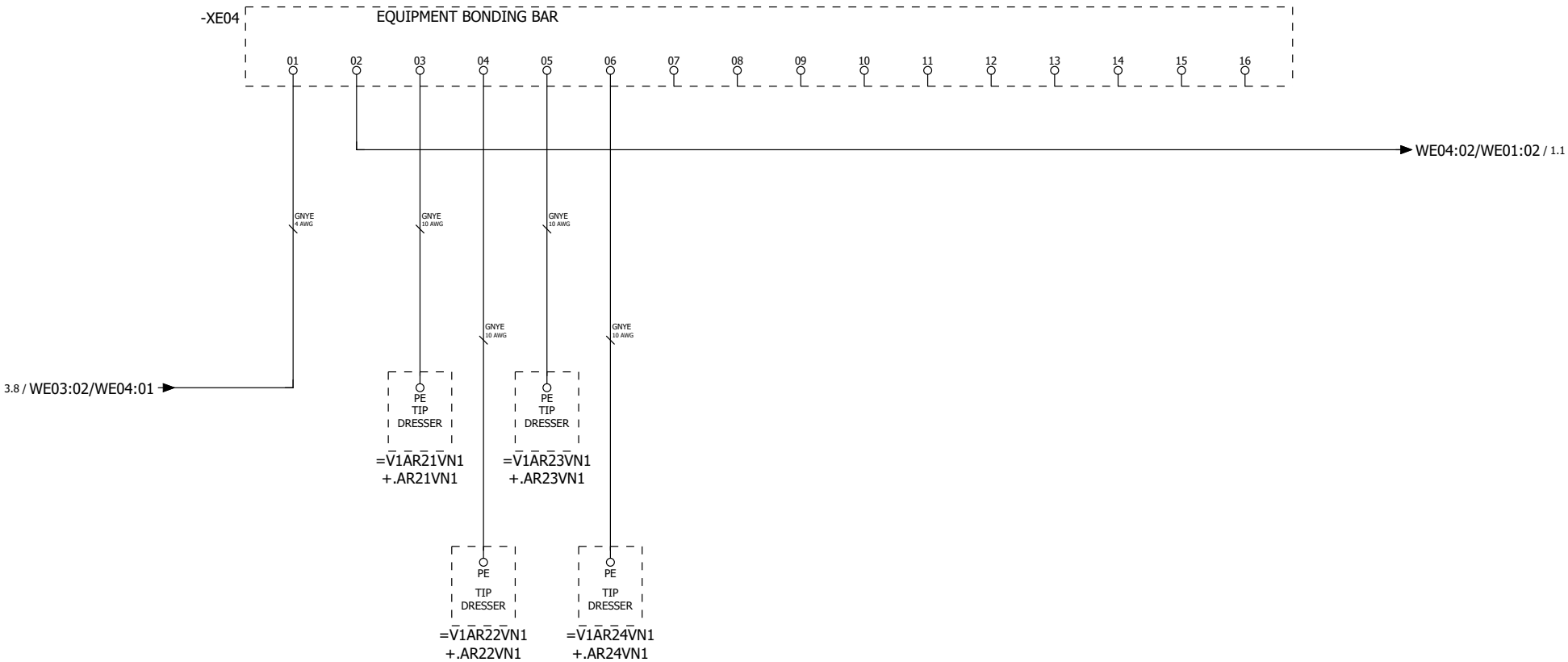

3

&EFS=KF0FQ0+UC31/1

			Date	9/6/2022	Volvo Trucks North America	Valiant TMS	EQUIPMENT BONDING	Drawing name: =2V11&EFS-EL		= FQ99V1	
			Ed.	MKLEPADLO						+ V1	
			Appr		P6700 Bodyside Sub - Robot Cell 2V11			Document type: EFA	Project nr: 22-16149		Page 4
Modification	Date	Name	Original		Replacement of / Replaced by	Scale 1:1					804

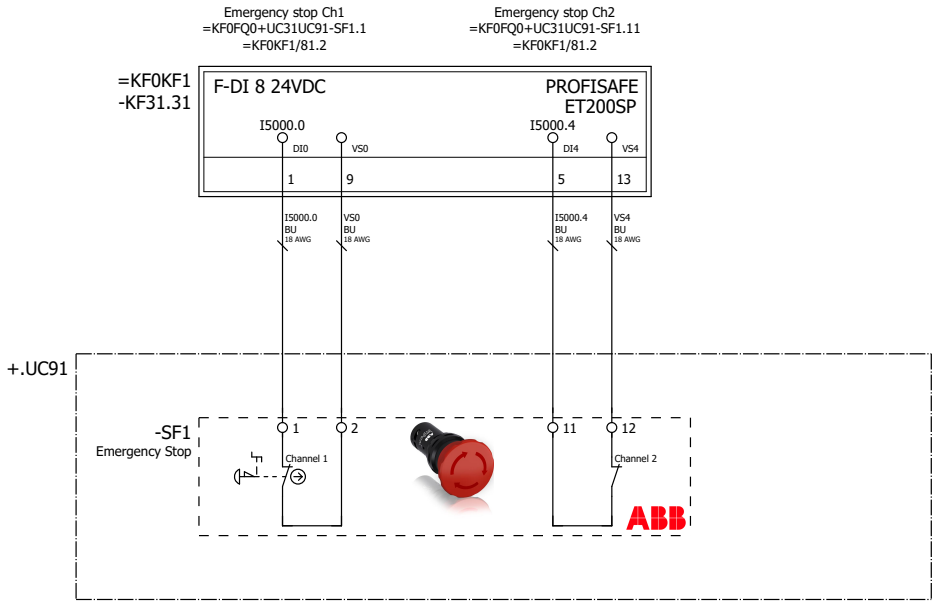

&EFA=FQ99V1+V1/4

=KF0KF1/1

			Date	9/6/2022	Volvo Trucks North America		Valiant TMS	Operating box UC91 MOP	Drawing name: =2V11&EFS-EL	= KF0FQ0	
			Ed.	MKLEPADLO						+ UC31	
			Appr		P6700 Bodyside Sub - Robot Cell 2V11				Document type: EFS	Project nr: 22-16149	Page 1
Modification	Date	Name	Original		Replacement of	Replaced by	Scale 1:1				804

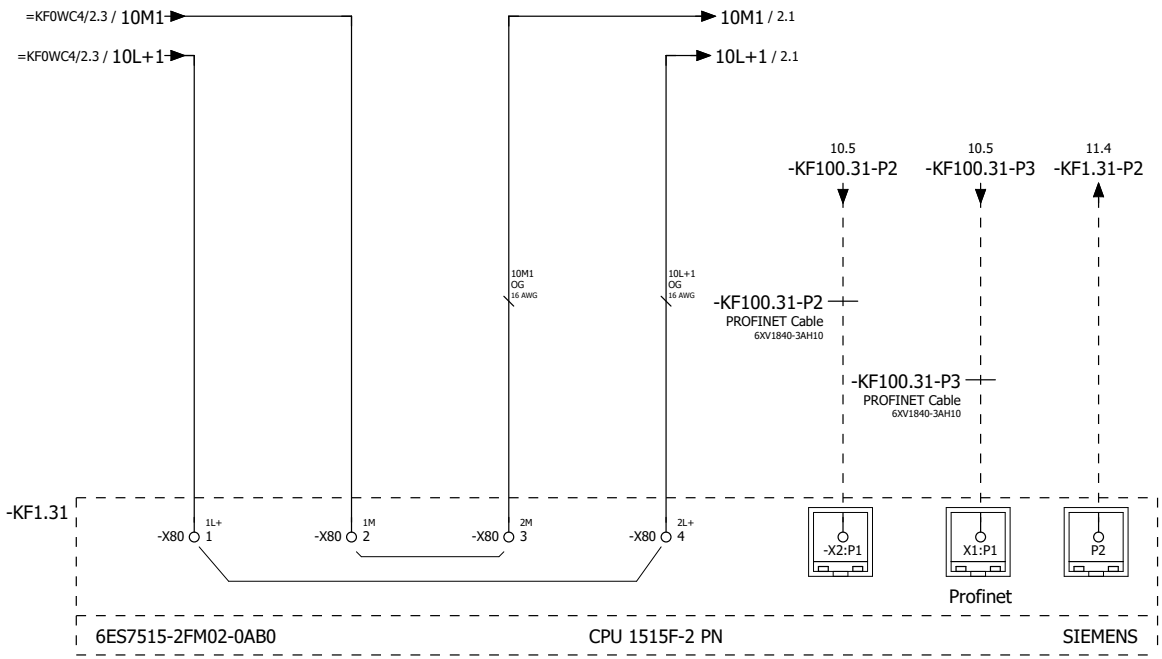

=KF0FQ0/1

2

			Date	9/6/2022	Volvo Trucks North America		Valiant TMS	CPU 1515-F-2PN, Failsafe	Drawing name: =2V11&EFS-EL	= KF0KF1	
			Ed.	MKLEPADLO						+ UC31	
			Appr		P6700 Bodyside Sub - Robot Cell 2V11				Document type: EFS	Project nr: 22-16149	Page 1
Modification	Date	Name	Original		Replacement of	Replaced by	Scale 1:1				804

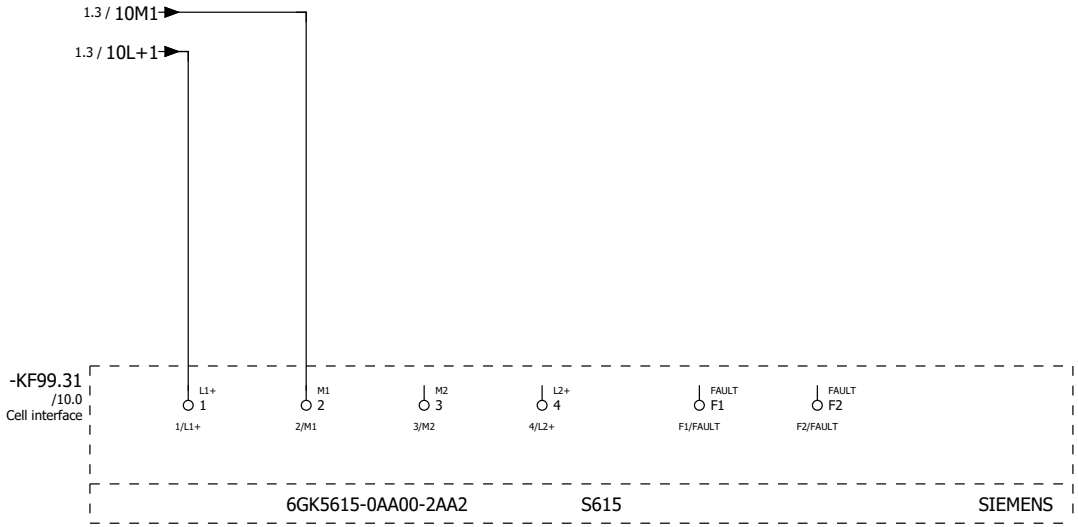

1 3

			Date	9/6/2022	Volvo Trucks North America		Valiant TMS	Cell interface S615	Drawing name: =2V11&EFS-EL	= KF0KF1	
			Ed.	MKLEPADLO	P6700 Bodyside Sub - Robot Cell 2V11					+ UC31	
			Appr						Document type: EFS	Project nr: 22-16149	Page 2
Modification	Date	Name	Original		Replacement of	Replaced by	Scale 1:1				804

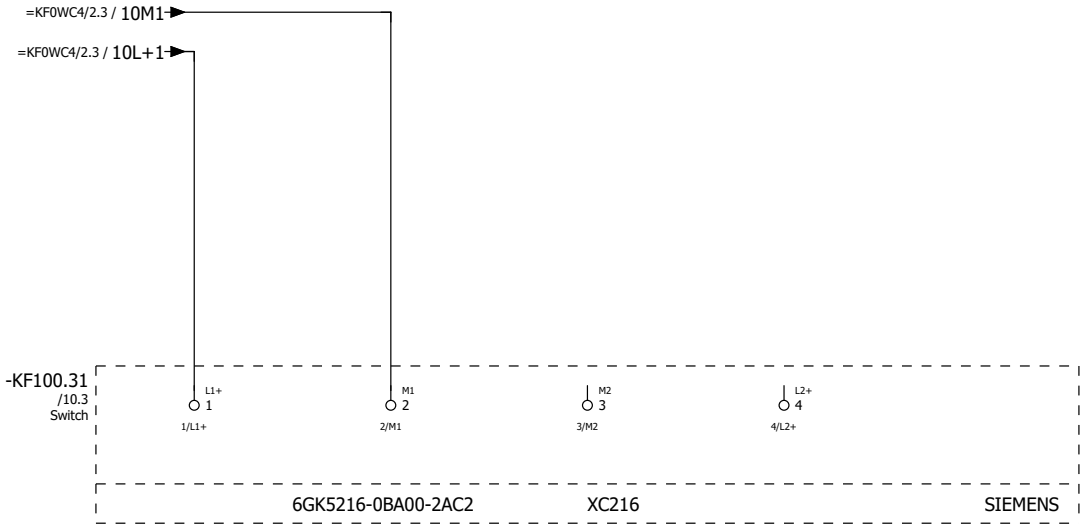

2 6

			Date	9/6/2022	Volvo Trucks North America	Valiant TMS	Switch, Scalance XC216	Drawing name: =2V11&EFS-EL		= KF0KF1	
			Ed.	MKLEPADLO	P6700 Bodyside Sub - Robot Cell 2V11					+ UC31	
			Appr					Document type: EFS	Project nr: 22-16149		Page 3
Modification	Date	Name	Original		Replacement of	Replaced by	Scale 1:1				804

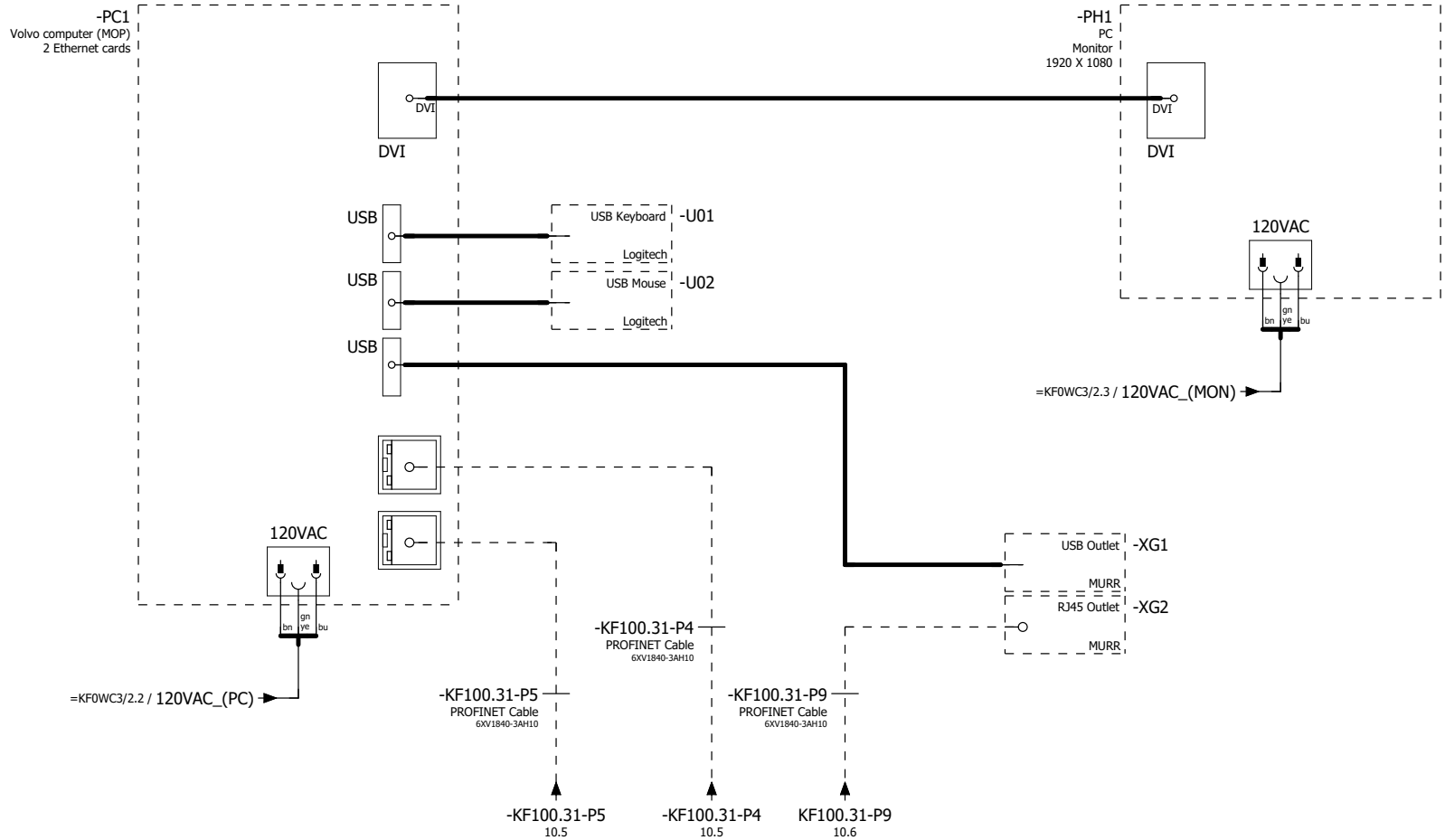

3 10

			Date	9/6/2022	Volvo Trucks North America	Valiant TMS	MOP, PC	Drawing name: =2V11&EFS-EL		= KF0KF1	
			Ed.	MKLEPADLO						+ UC31	
			Appr		P6700 Bodyside Sub - Robot Cell 2V11			Document type: EFS	Project nr: 22-16149		Page 6
Modification	Date	Name	Original		Replacement of / Replaced by	Scale 1:1					804

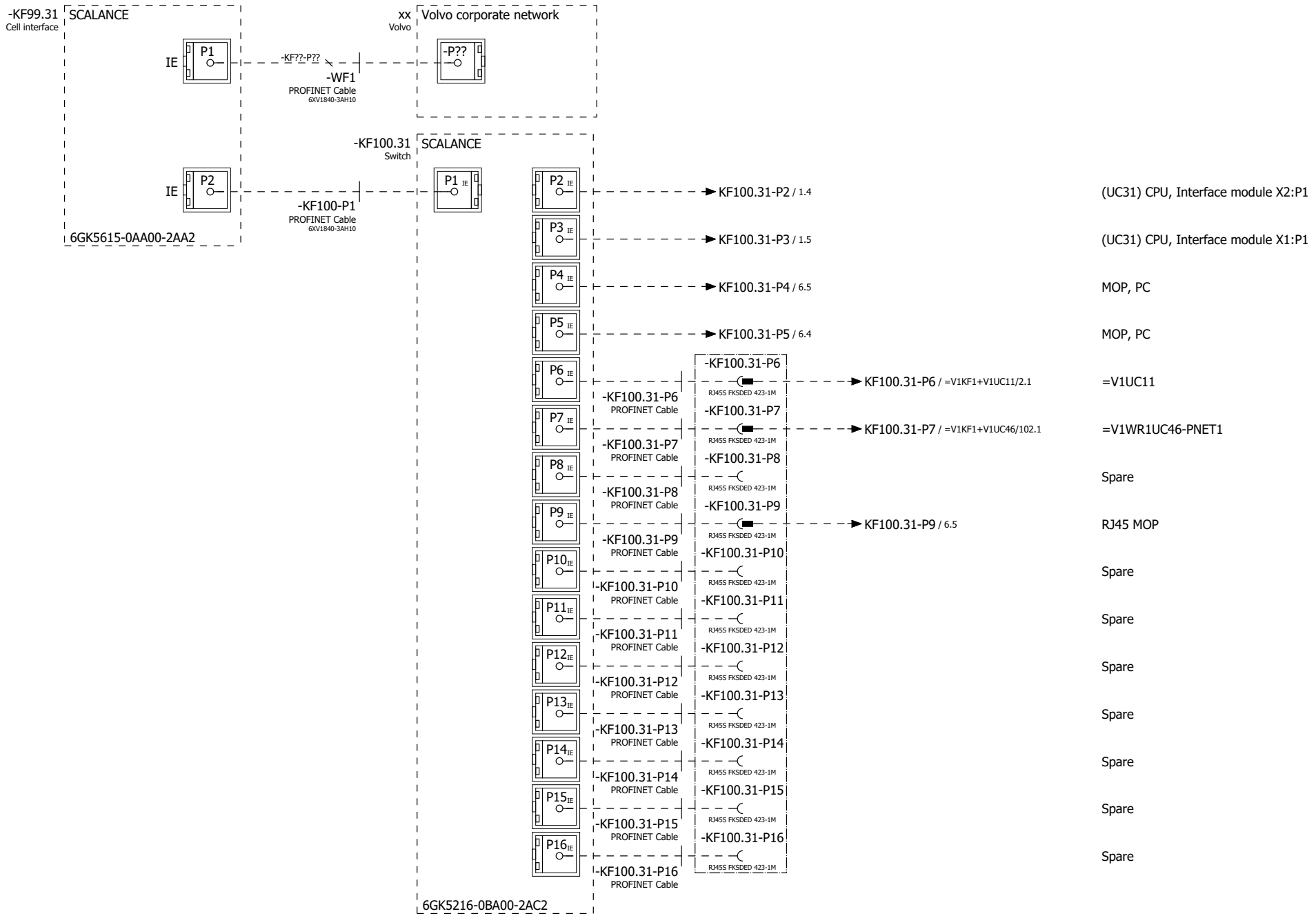

			Date	9/6/2022	Volvo Trucks North America		Valiant TMS	Network overview	Drawing name: =2V11&EFS-EL	= KF0KF1	
			Ed.	MKLEPADLO						+ UC31	
			Appr		P6700 Bodyside Sub - Robot Cell 2V11				Document type: EFS	Project nr: 22-16149	Page 10
Modification	Date	Name	Original		Replacement of	Replaced by	Scale 1:1				804



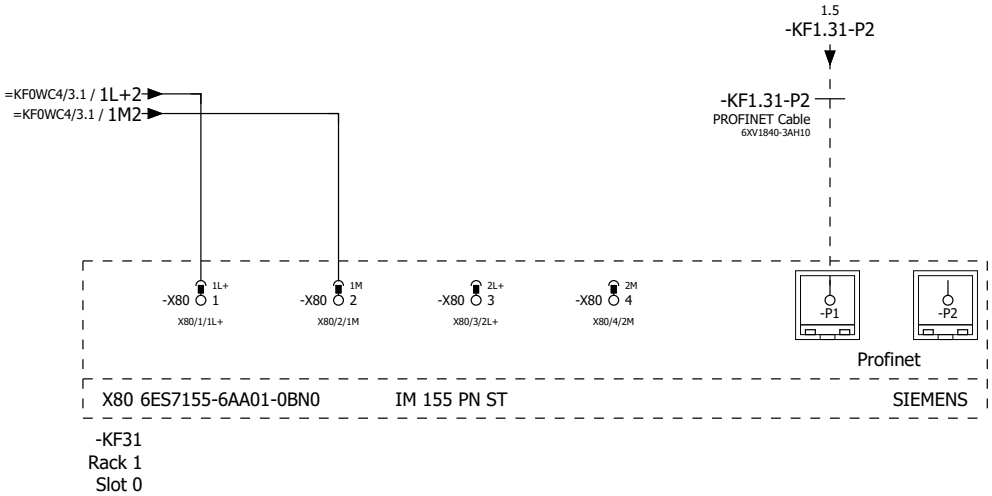

10 12

			Date	9/6/2022	Volvo Trucks North America	Valiant TMS	IM 155 PN	Drawing name: =2V11&EFS-EL		= KF0KF1	
			Ed.	MKLEPADLO						+ UC31	
			Appr		P6700 Bodyside Sub - Robot Cell 2V11			Document type: EFS	Project nr: 22-16149	Page	11
Modification	Date	Name	Original		Replacement of / Replaced by	Scale 1:1					804

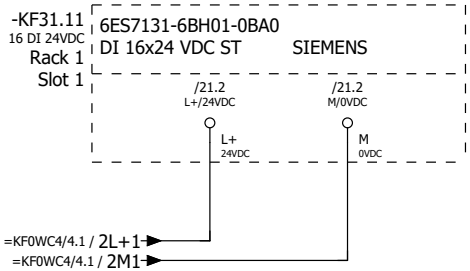
-KF31.11
16 DI 24VDC
Rack 1
Slot 1
6ES7131-6BH01-0BA0
DI 16x24 VDC ST
SIEMENS
/21.2
L+/24VDC
/21.2
M/0VDC
L+
24VDC
M
0VDC
=KF0WC4/4.1 / 2L+1
=KF0WC4/4.1 / 2M1

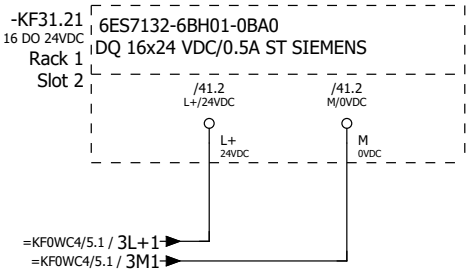

			Date	9/6/2022	Volvo Trucks North America		Valiant TMS	ET200S Wiring DO	Drawing name: =2V11&EFS-EL		= KF0KF1
			Ed.	MKLEPADLO							+ UC31
			Appr		P6700 Bodyside Sub - Robot Cell 2V11				Document type: EFS	Project nr: 22-16149	Page 14
Modification	Date	Name	Original		Replacement of	Replaced by	Scale 1:1				804

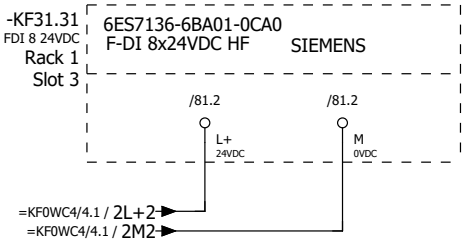

			Date	9/6/2022	Volvo Trucks North America	Valiant TMS	ET200S Wiring F-DI	Drawing name: =2V11&EFS-EL		= KF0KF1	
			Ed.	MKLEPADLO	P6700 Bodyside Sub - Robot Cell 2V11					+ UC31	
			Appr					Document type: EFS	Project nr: 22-16149		Page 18
Modification	Date	Name	Original		Replacement of	Replaced by	Scale 1:1				804

-KF31.11

ET 200SP SIEMENS
DI 16x24 VDC ST

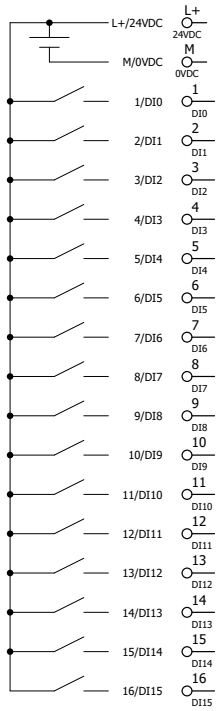

		/12.1		
		/12.2		
1/DI0	I00.0	=KF0SF1/2.2	=KF0SF1+UC31UC92-SF1_I	Emergency stop tripped/reset PB
2/DI1	I00.1	=KF0SF1/2.5	=KF0SF1+UC31UC92-SF2_I	Enable power PB
3/DI2	I00.2	=KF0SF1/2.7	=KF0SF1+UC31UC92-SF3_I	Start auto PB
4/DI3	I00.3	=KF0SF1/2.7	=KF0SF1+UC31UC92-SF4_I	Man/Auto Sel Switch
5/DI4	I00.4	=KF0SF1/1.5	=KF0SF1+UC31UC91-SF5	Work PB
6/DI5	I00.5	=KF0SF1/1.2	=KF0SF1+UC31UC91-SF6	Home PB
7/DI6	I00.6		I00.6	Spare
8/DI7	I00.7		I00.7	Spare
9/DI8	I01.0	=KF0WC4/2.6	=K0WC4-GA1.1	UPS Battery
10/DI9	I01.1	=KF0WC4/2.7	=K0WC4-GA1.2	UPS Alarm
11/DI10	I01.2	=KF0WC3/3.2	=KF0WC3+UC31-FC1	Monitoring 120 VAC
12/DI11	I01.3	=KF0WC3/3.4	=KF0WC3+UC31-FC2	Monitoring 120 VAC
13/DI12	I01.4	=KF0WC4/1.3	=KF0WC4+UC31-FC11_I	Monitoring 24 VDC
14/DI13	I01.5		I01.5	Spare
15/DI14	I01.6		I01.6	Spare
16/DI15	I01.7		I01.7	Spare

6ES7131-6BH01-0BA0

-KF31.21

ET 200SP SIEMENS
DQ 16x24 VDC/0.5A ST

L+/24VDC	L+ 24VDC		/14.1		
M/0VDC	M 0VDC		/14.2		
1/DQ0	1 DQ0	Q00.0	=KF0SF1/2.3	=KF0SF1+UC31UC92-PF1_Q	Emergency stop tripped/reset LT
2/DQ1	2 DQ1	Q00.1	=KF0SF1/2.8	=KF0SF1+UC31UC92-PF3_Q	Start auto LT
3/DQ2	3 DQ2	Q00.2		Q00.2	Spare
4/DQ3	4 DQ3	Q00.3		Q00.3	Spare
5/DQ4	5 DQ4	Q00.4		Q00.4	Spare
6/DQ5	6 DQ5	Q00.5		Q00.5	Spare
7/DQ6	7 DQ6	Q00.6		Q00.6	Spare
8/DQ7	8 DQ7	Q00.7		Q00.7	Spare
9/DQ8	9 DQ8	Q01.0	=KF0PZ1/1.3	=KF0PZ1+UC31-PF1_1	Indication column Green
10/DQ9	10 DQ9	Q01.1	=KF0PZ1/1.3	=KF0PZ1+UC31-PF1_2	Indication column Red
11/DQ10	11 DQ10	Q01.2	=KF0PZ1/1.4	=KF0PZ1+UC31-PF1_3	Indication column Siren
12/DQ11	12 DQ11	Q01.3		Q01.3	Spare
13/DQ12	13 DQ12	Q01.4		Q01.4	Spare
14/DQ13	14 DQ13	Q01.5		Q01.5	Spare
15/DQ14	15 DQ14	Q01.6		Q01.6	Spare
16/DQ15	16 DQ15	Q01.7		Q01.7	Spare

6ES7132-6BH01-0BA0

-KF31.31
/18.0

ET 200SP SIEMENS
F-DI 8x24VDC HF

	L+ 24VDC	/18.1		
	M 0VDC	/18.2		
I5000.0	1 DI0	=KF0FQ0/1.3	=KF0FQ0+UC31UC91-SF1.1	Emergency stop Ch1
	9 VS0	=KF0FQ0/1.3		
I5000.1	2 DI1		I5000.1	Spare
	10 VS1			
I5000.2	3 DI2		I5000.2	Spare
	11 VS2			
I5000.3	4 DI3		I5000.3	Spare
	12 VS3			
I5000.4	5 DI4	=KF0FQ0/1.4	=KF0FQ0+UC31UC91-SF1.11	Emergency stop Ch2
	13 VS4	=KF0FQ0/1.4		
I5000.5	6 DI5		I5000.5	Spare
	14 VS5			
I5000.6	7 DI6		I5000.6	Spare
	15 VS6			
I5000.7	8 DI7		I5000.7	Spare
	16 VS7			

6ES7136-6BA01-0CA0

			Date	7/7/2022	Volvo Trucks North America	Valiant TMS	ET200S Cross-reference Safe input module	Drawing name: =2V11&EFS-EL		= KF0KF1	
			Ed.	KMAFFRE	P6700 Bodyside Sub - Robot Cell 2V11					+ UC31	
			Appr			Scale 1:1		Document type: EFS	Project nr: 22-16149	Page	81
Modification	Date	Name	Original		Replacement of	Replaced by					804

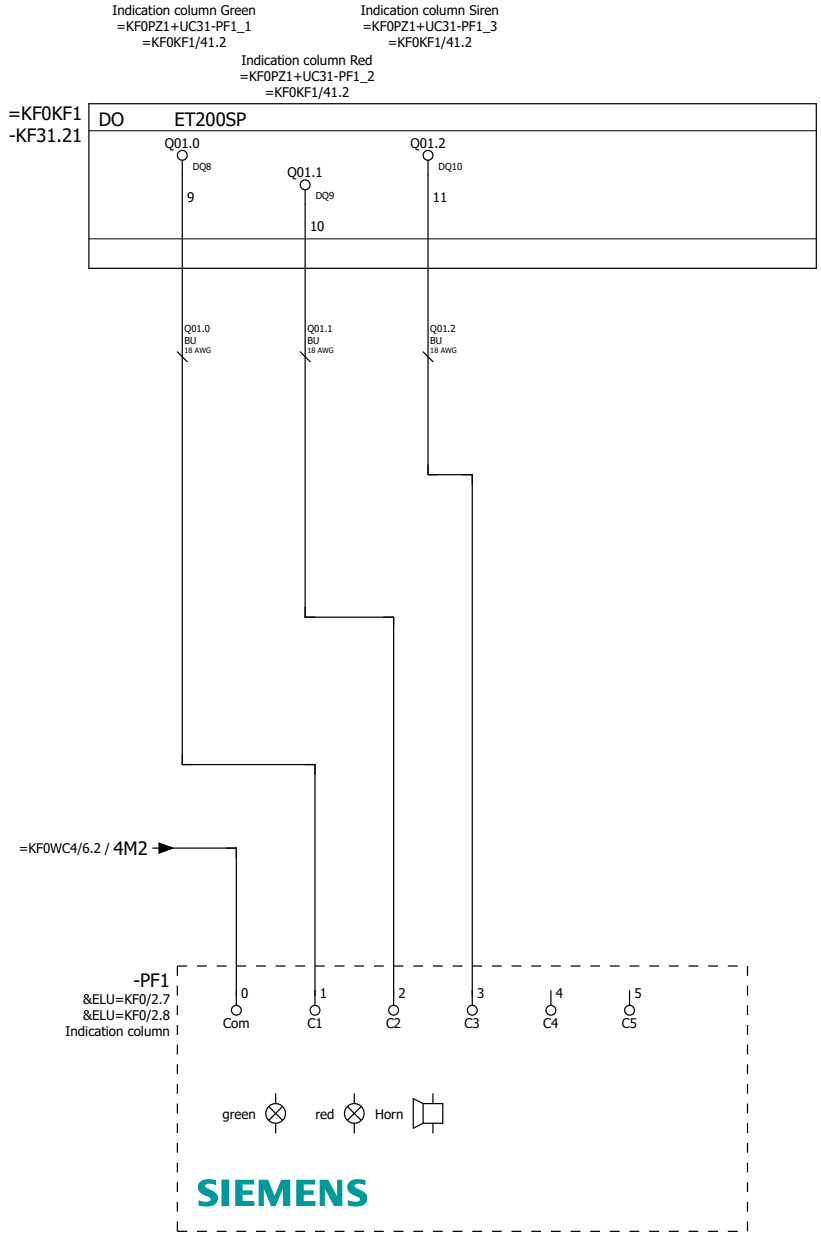

=KF0KF1/81

=KF0SF1/1

			Date	9/6/2022	Volvo Trucks North America		Valiant TMS	Indication column	Drawing name: =2V11&EFS-EL		= KF0PZ1	
			Ed.	MKLEPADLO							+ UC31	
			Appr		P6700 Bodyside Sub - Robot Cell 2V11				Document type: EFS	Project nr: 22-16149		Page 1
Modification	Date	Name	Original		Replacement of	Replaced by	Scale 1:1					804

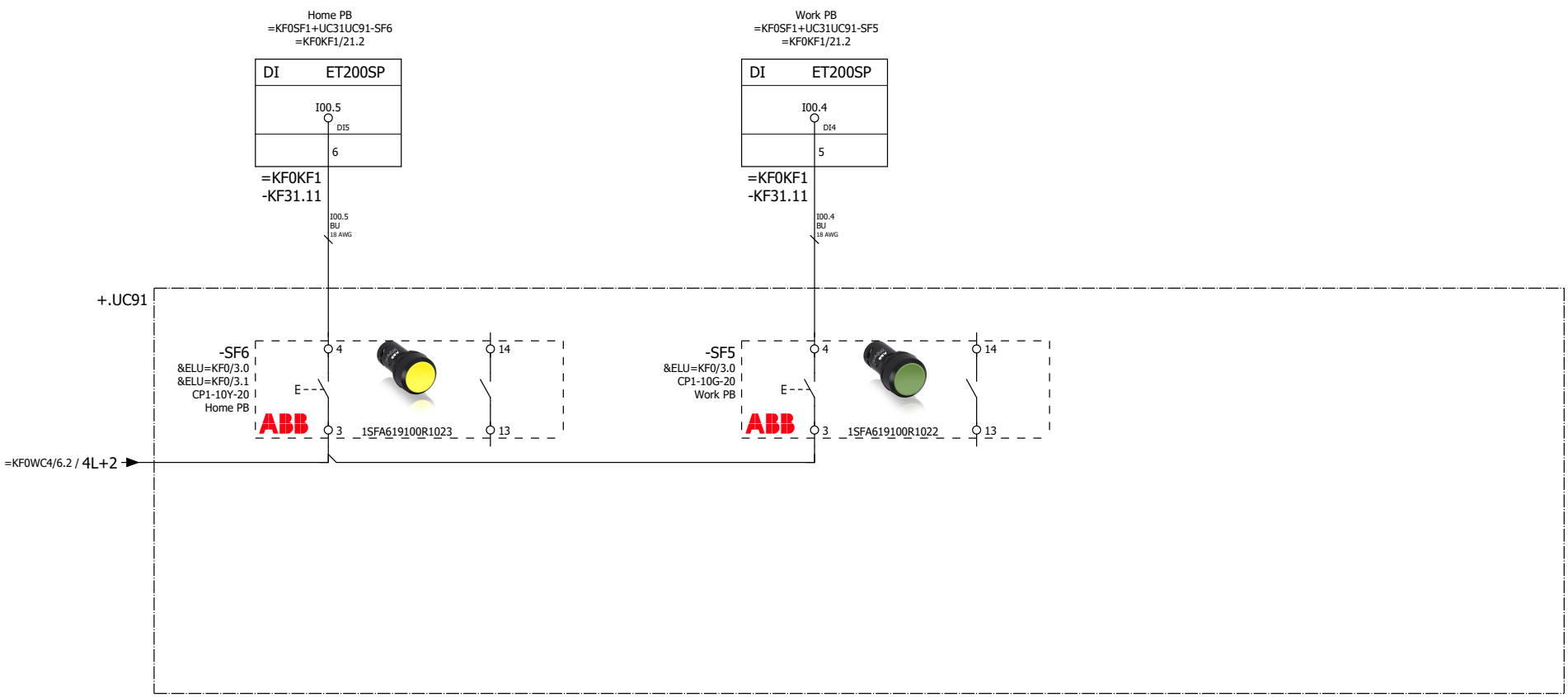

=KF0PZ1/1

2

			Date	9/6/2022	Volvo Trucks North America		Valiant TMS	Operating box UC91 MOP	Drawing name: =2V11&EFS-EL	= KF0SF1	
			Ed.	MKLEPADLO						+ UC31	
			Appr		P6700 Bodyside Sub - Robot Cell 2V11				Document type: EFS	Project nr: 22-16149	Page 1
Modification	Date	Name	Original		Replacement of	Replaced by	Scale 1:1				804

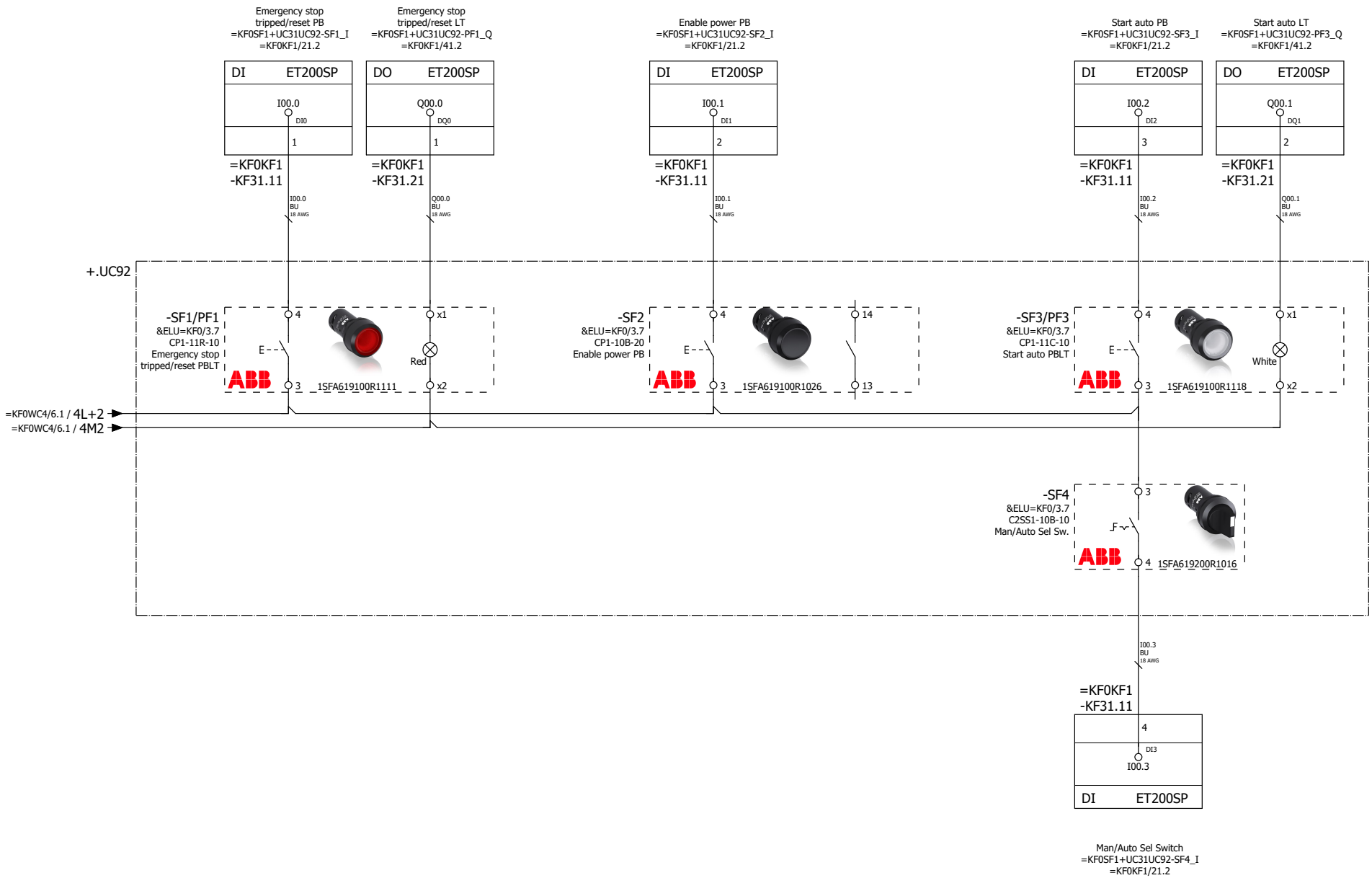

1

=KF0WC3/1

			Date	9/6/2022	Volvo Trucks North America	Valiant TMS	Operating box UC92 MOP	Drawing name: =2V11&EFS-EL		= KF0SF1	
			Ed.	MKLEPADLO	P6700 Bodyside Sub - Robot Cell 2V11					+ UC31	
			Appr			Scale 1:1		Document type: EFS	Project nr: 22-16149	Page	2
Modification	Date	Name	Original		Replacement of	Replaced by					804

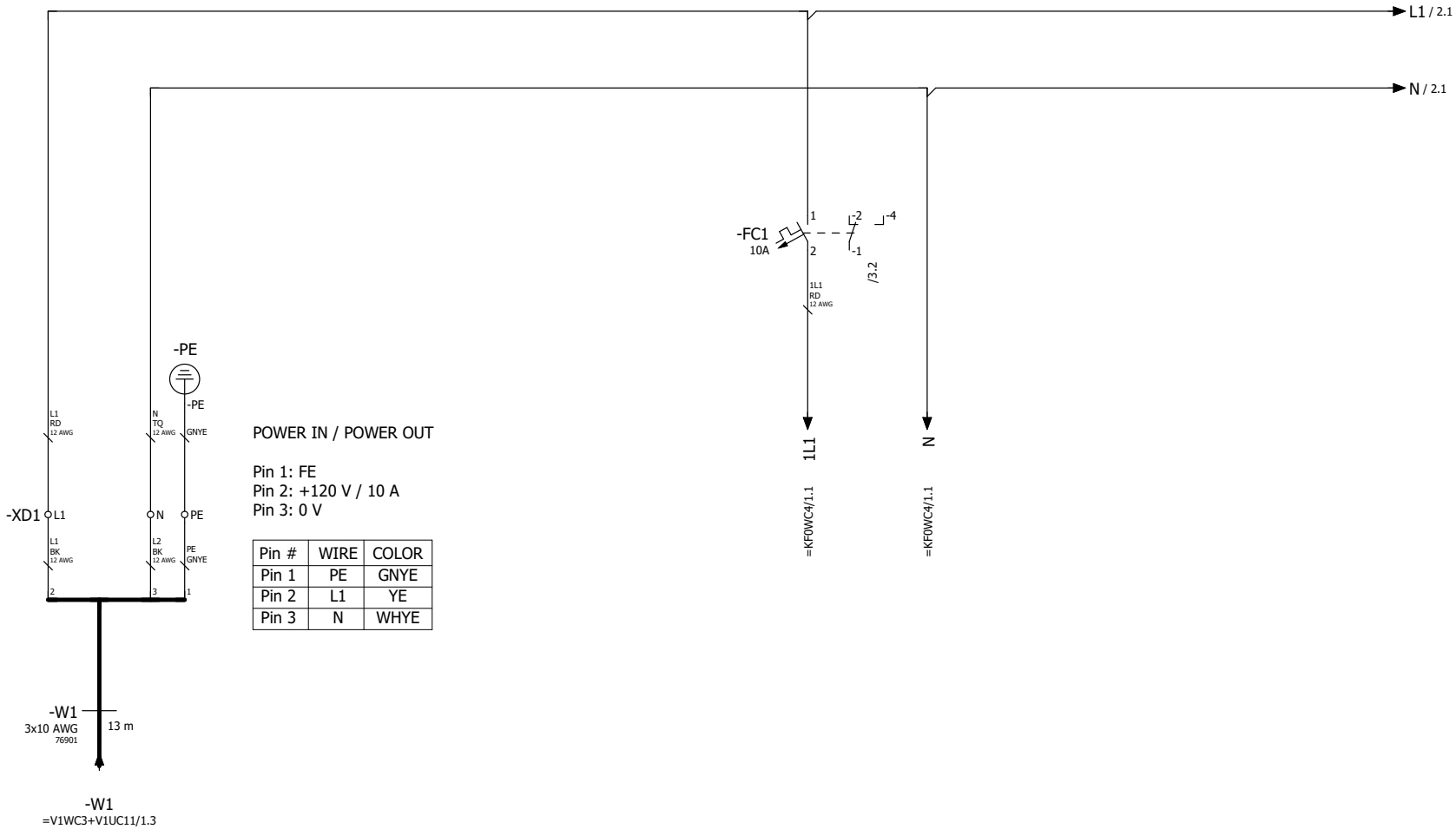

POWER IN / POWER OUT

Pin 1: FE
Pin 2: +120 V / 10 A
Pin 3: 0 V

Pin #	WIRE	COLOR
Pin 1	PE	GNYE
Pin 2	L1	YE
Pin 3	N	WHYE

Power
Distribution
24 VDC
Power Supply

=KF0SF1/2

2

			Date	9/6/2022	Volvo Trucks North America	Valiant TMS	Incomming power supply 120 VAC	Drawing name: =2V11&EFS-EL		= KF0WC3	
			Ed.	MKLEPADLO						+ UC31	
			Appr		P6700 Bodyside Sub - Robot Cell 2V11			Document type: EFS	Project nr: 22-16149		Page 1
Modification	Date	Name	Original		Replacement of / Replaced by	Scale 1:1					804

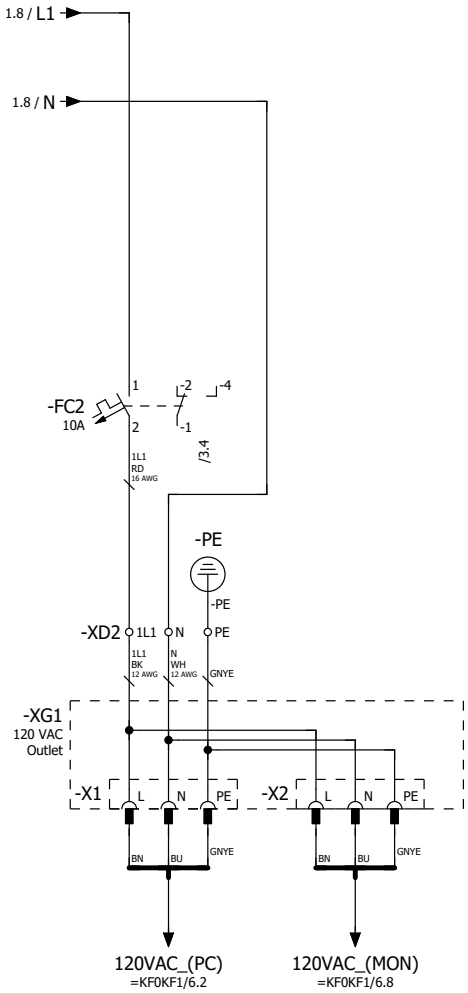

1 3

			Date	9/6/2022	Volvo Trucks North America	Valiant TMS	Outlet PLC 120VAC	Drawing name: =2V11&EFS-EL		= KF0WC3	
			Ed.	MKLEPADLO						+ UC31	
			Appr		P6700 Bodyside Sub - Robot Cell 2V11			Document type: EFS	Project nr: 22-16149		Page 2
Modification	Date	Name	Original		Replacement of / Replaced by	Scale 1:1					804

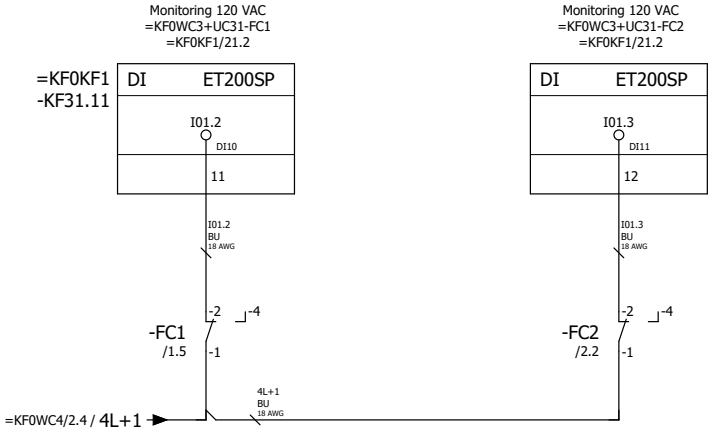

2

=KF0WC4/1

			Date	9/6/2022	Volvo Trucks North America		Valiant TMS	Monitoring 120VAC	Drawing name: =2V11&EFS-EL		= KF0WC3	
			Ed.	MKLEPADLO							+ UC31	
			Appr		P6700 Bodyside Sub - Robot Cell 2V11				Document type: EFS	Project nr: 22-16149		Page 3
Modification	Date	Name	Original		Replacement of	Replaced by	Scale 1:1					804

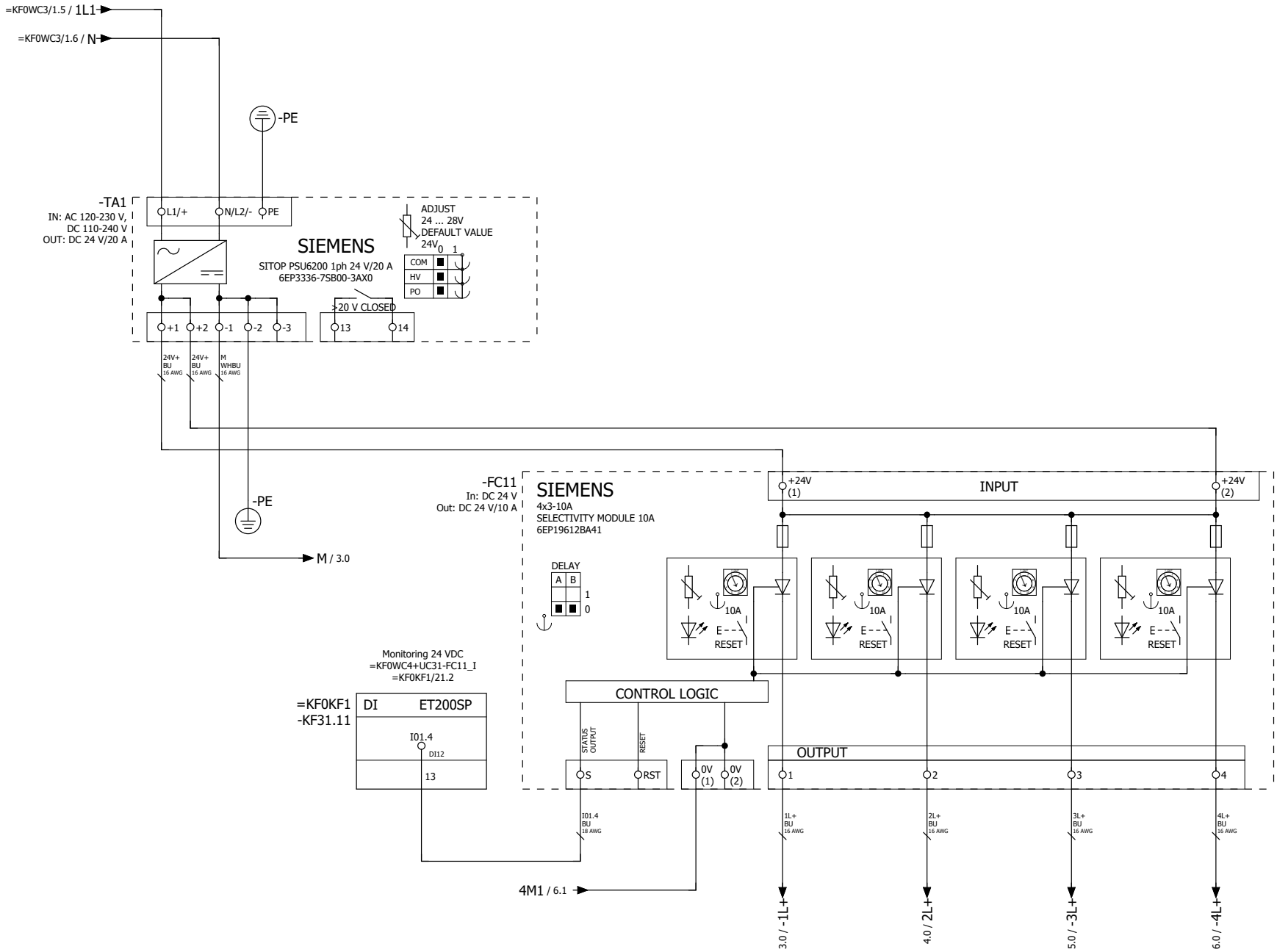

=KF0WC3/3

2

			Date	9/6/2022	Volvo Trucks North America	Valiant TMS	Power distribution 24VDC	Drawing name: =2V11&EFS-EL		= KF0WC4	
			Ed.	MKLEPADLO						+ UC31	
			Appr		P6700 Bodyside Sub - Robot Cell 2V11			Document type: EFS	Project nr: 22-16149		Page 1
Modification	Date	Name	Original		Replacement of	Replaced by	Scale 1:1				804

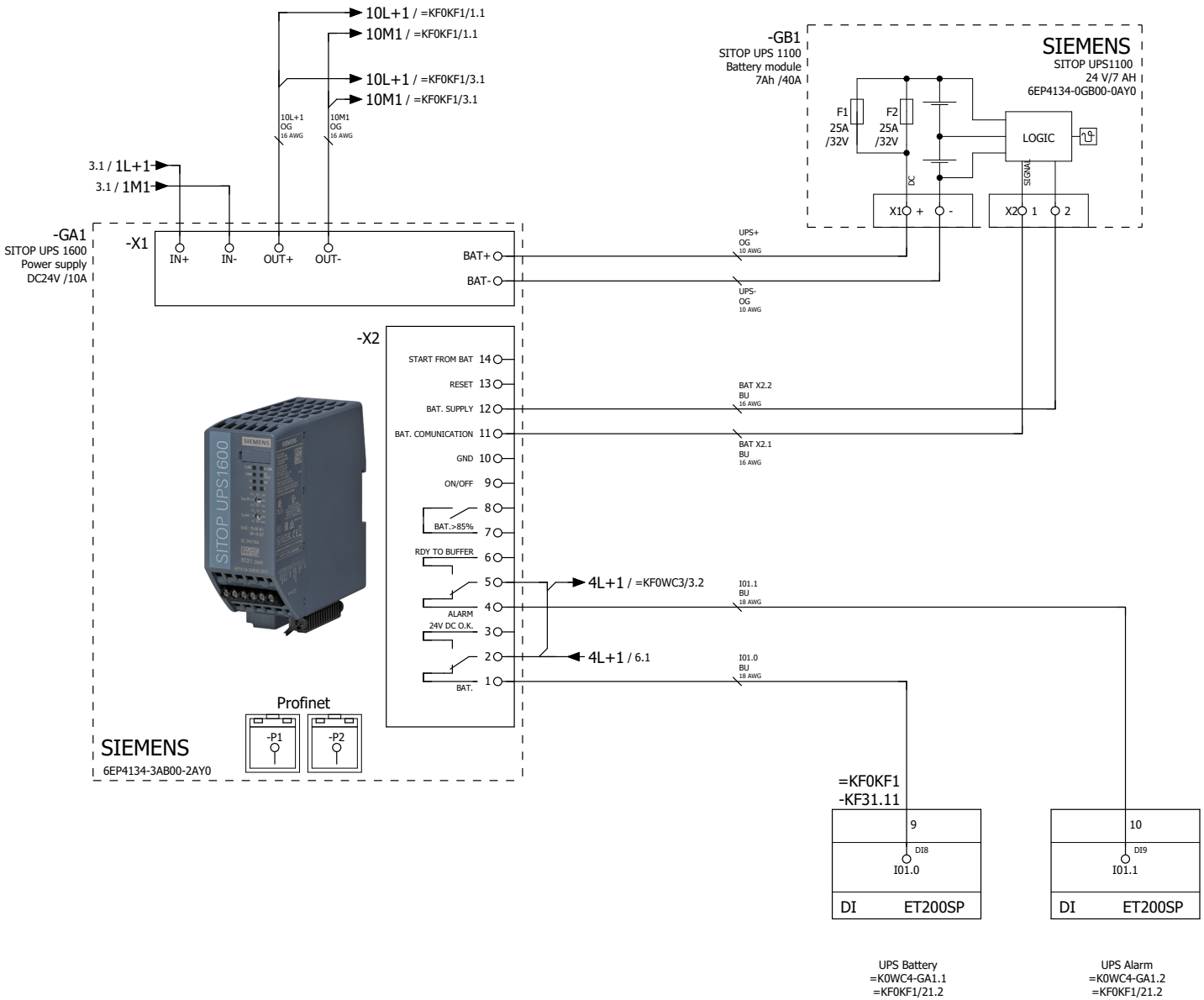

1 3

			Date	9/6/2022	Volvo Trucks North America	Valiant TMS	Power distribution, UPS	Drawing name: =2V11&EFS-EL		= KF0WC4	
			Ed.	MKLEPADLO						+ UC31	
			Appr		P6700 Bodyside Sub - Robot Cell 2V11			Document type: EFS	Project nr: 22-16149		Page 2
Modification	Date	Name	Original		Replacement of / Replaced by	Scale 1:1					804



2 4

			Date	9/6/2022	Volvo Trucks North America		Valiant TMS	Power distribution 24VDC 1L+	Drawing name: =2V11&EFS-EL	= KF0WC4	
			Ed.	MKLEPADLO						+ UC31	
			Appr		P6700 Bodyside Sub - Robot Cell 2V11				Document type: EFS	Project nr: 22-16149	Page 3
Modification	Date	Name	Original		Replacement of	Replaced by	Scale 1:1				804

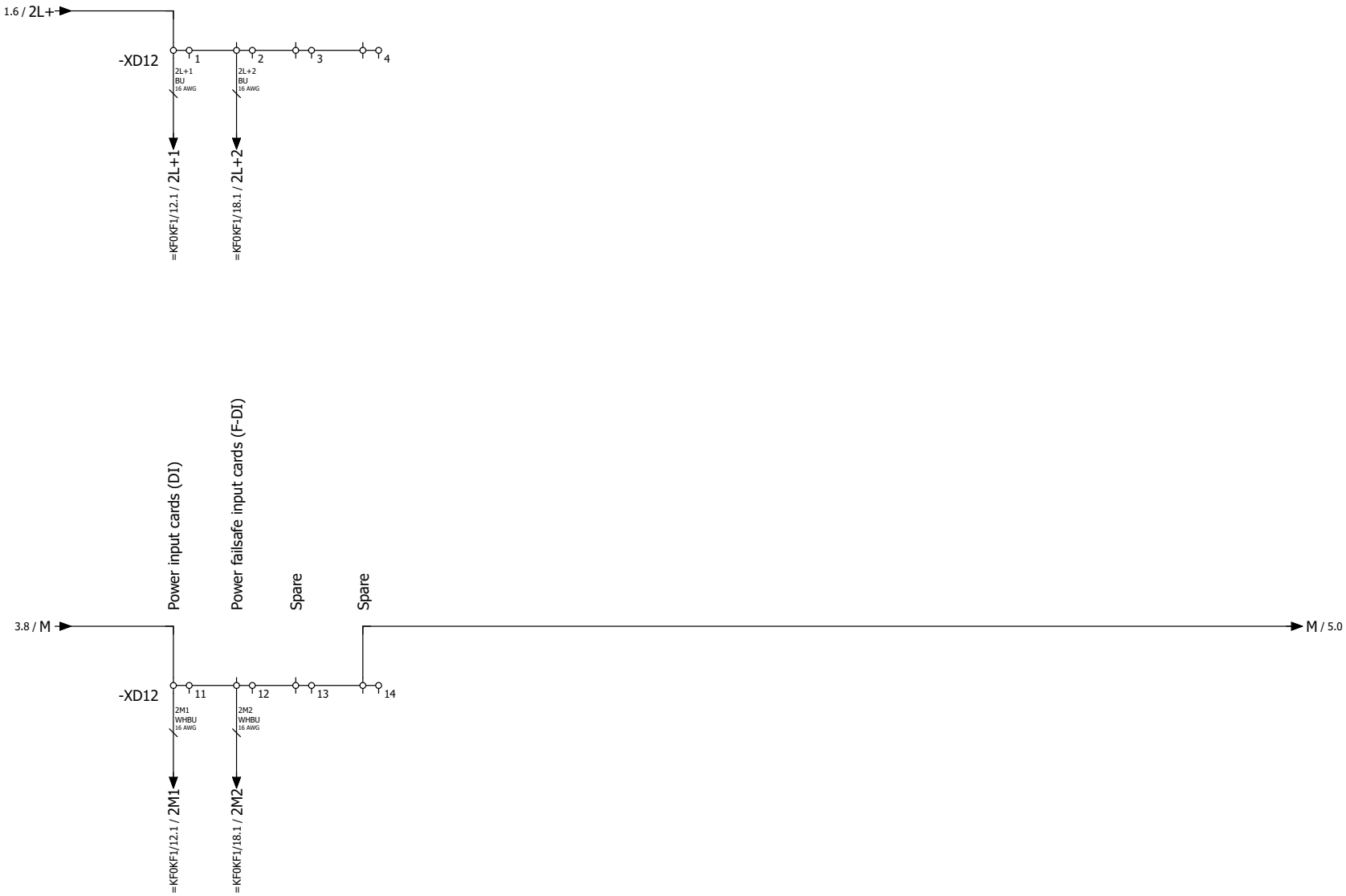

3 5

			Date	9/6/2022	Volvo Trucks North America	Valiant TMS	Power distribution 24VDC 2L+	Drawing name: =2V11&EFS-EL		= KF0WC4	
			Ed.	MKLEPADLO						+ UC31	
			Appr		P6700 Bodyside Sub - Robot Cell 2V11			Document type: EFS	Project nr: 22-16149		Page 4
Modification	Date	Name	Original		Replacement of / Replaced by	Scale 1:1					804

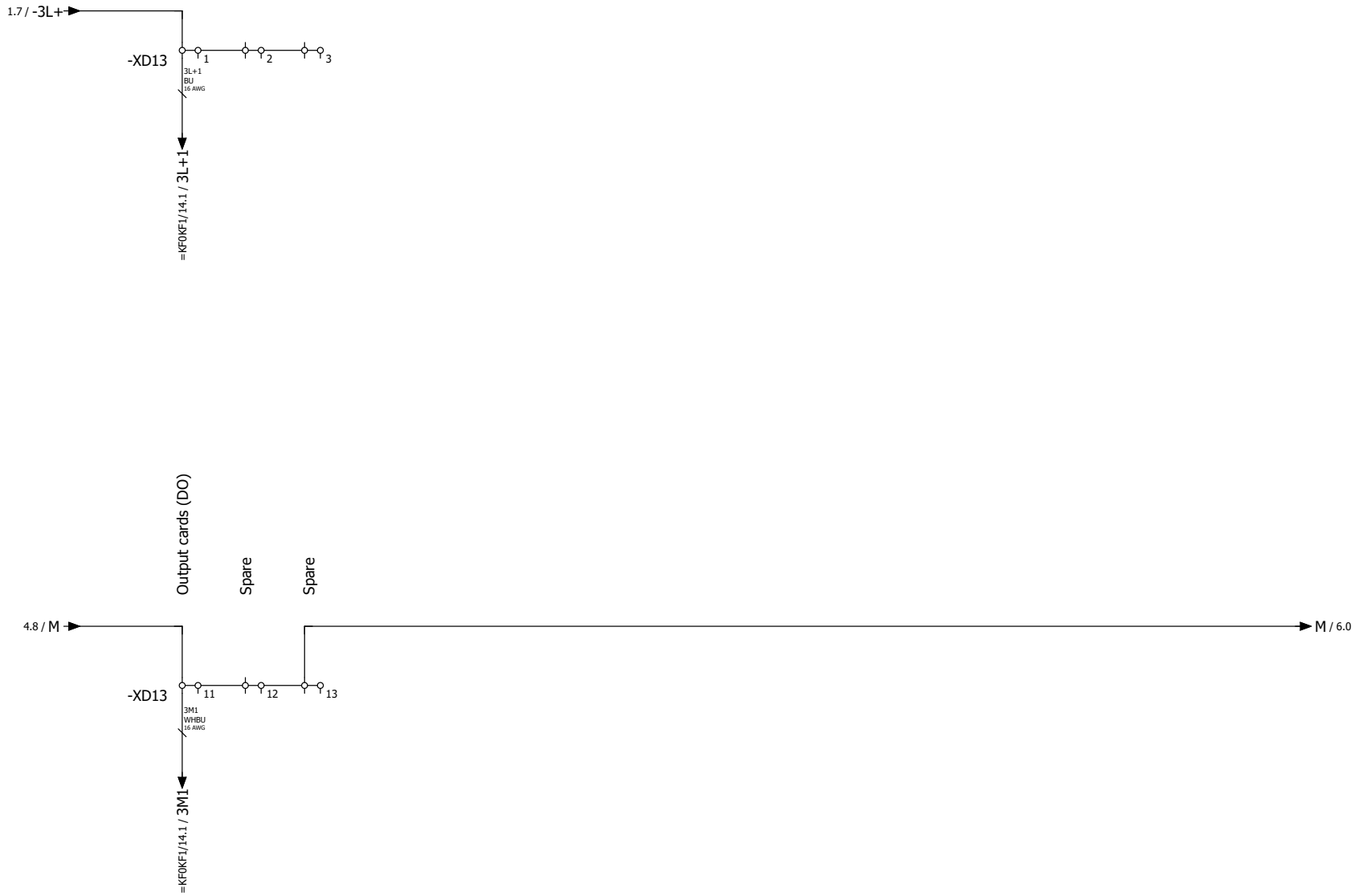

4 6

			Date	9/6/2022	Volvo Trucks North America		Valiant TMS	Power distribution 24VDC 3L+	Drawing name: =2V11&EFS-EL	= KF0WC4	
			Ed.	MKLEPADLO						+ UC31	
			Appr		P6700 Bodyside Sub - Robot Cell 2V11				Document type: EFS	Project nr: 22-16149	Page 5
Modification	Date	Name	Original		Replacement of	Replaced by	Scale 1:1				804

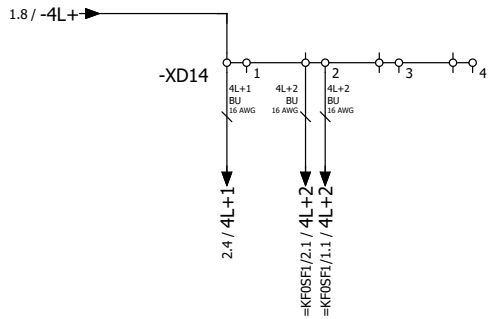

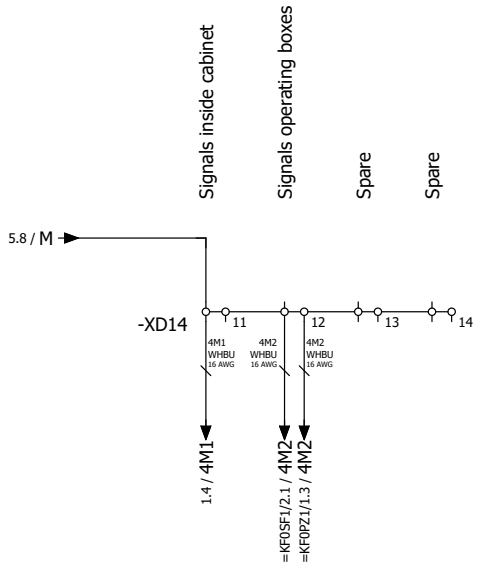

=KH0+KH0/1

			Date	9/6/2022	Volvo Trucks North America		Valiant TMS	Power distribution 24VDC 4L+	Drawing name: =2V11&EFS-EL	= KF0WC4	
			Ed.	MKLEPADLO						+ UC31	
			Appr		P6700 Bodyside Sub - Robot Cell 2V11				Document type: EFS	Project nr: 22-16149	Page 6
Modification	Date	Name	Original		Replacement of	Replaced by	Scale 1:1				804

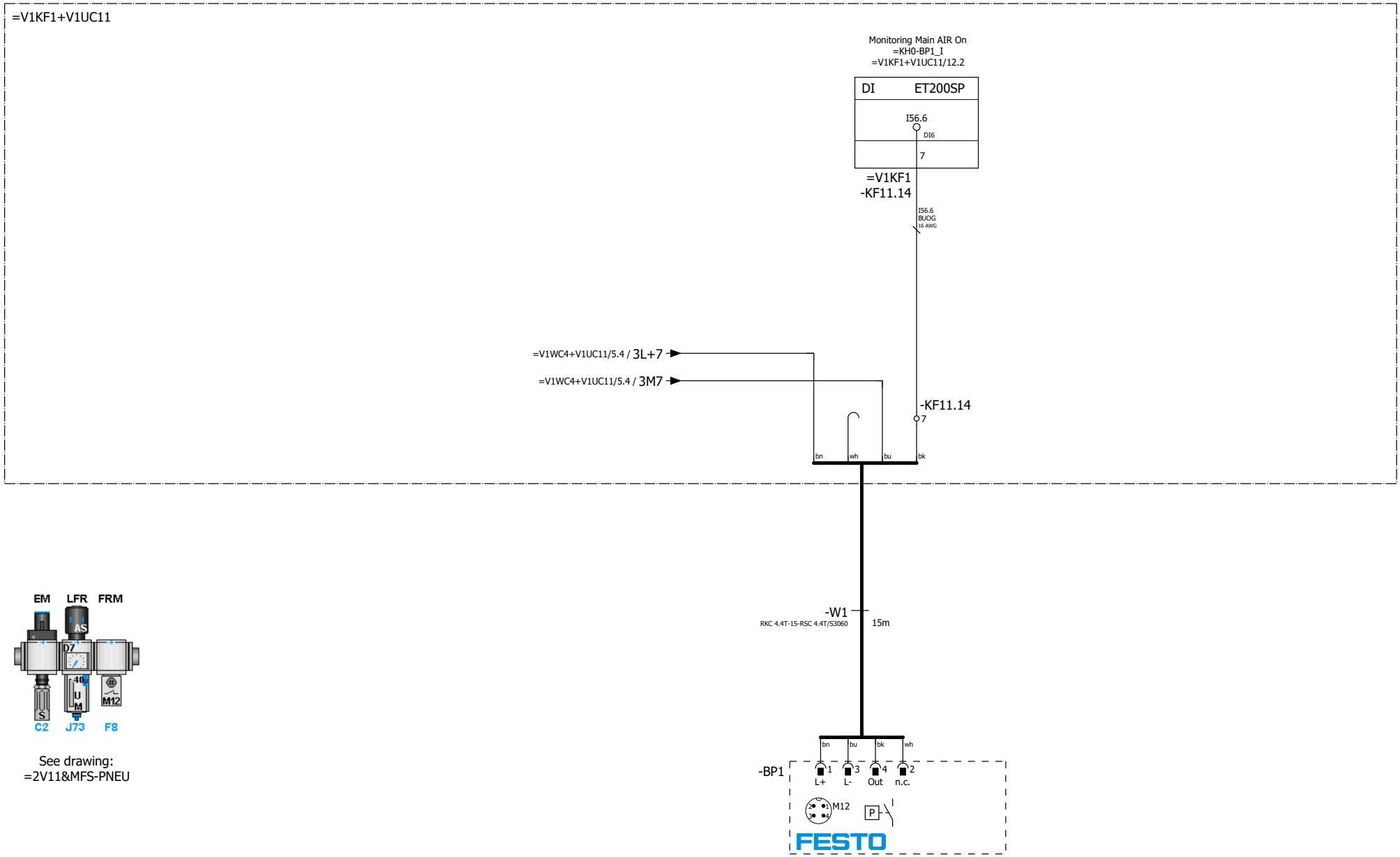

See drawing:
=2V11&MFS-PNEU

=KF0WC4+UC31/6

2

			Date	10/19/2022	Volvo Trucks North America		Valiant TMS	Incoming air supply (Main)	Drawing name: =2V11&EFS-EL	= KH0	
			Ed.	KMAFFRE						+ KH0	
			Appr		P6700 Bodyside Sub - Robot Cell 2V11				Document type: EFS	Project nr: 22-16149	Page 1
Modification	Date	Name	Original		Replacement of	Replaced by	Scale 1:1				804

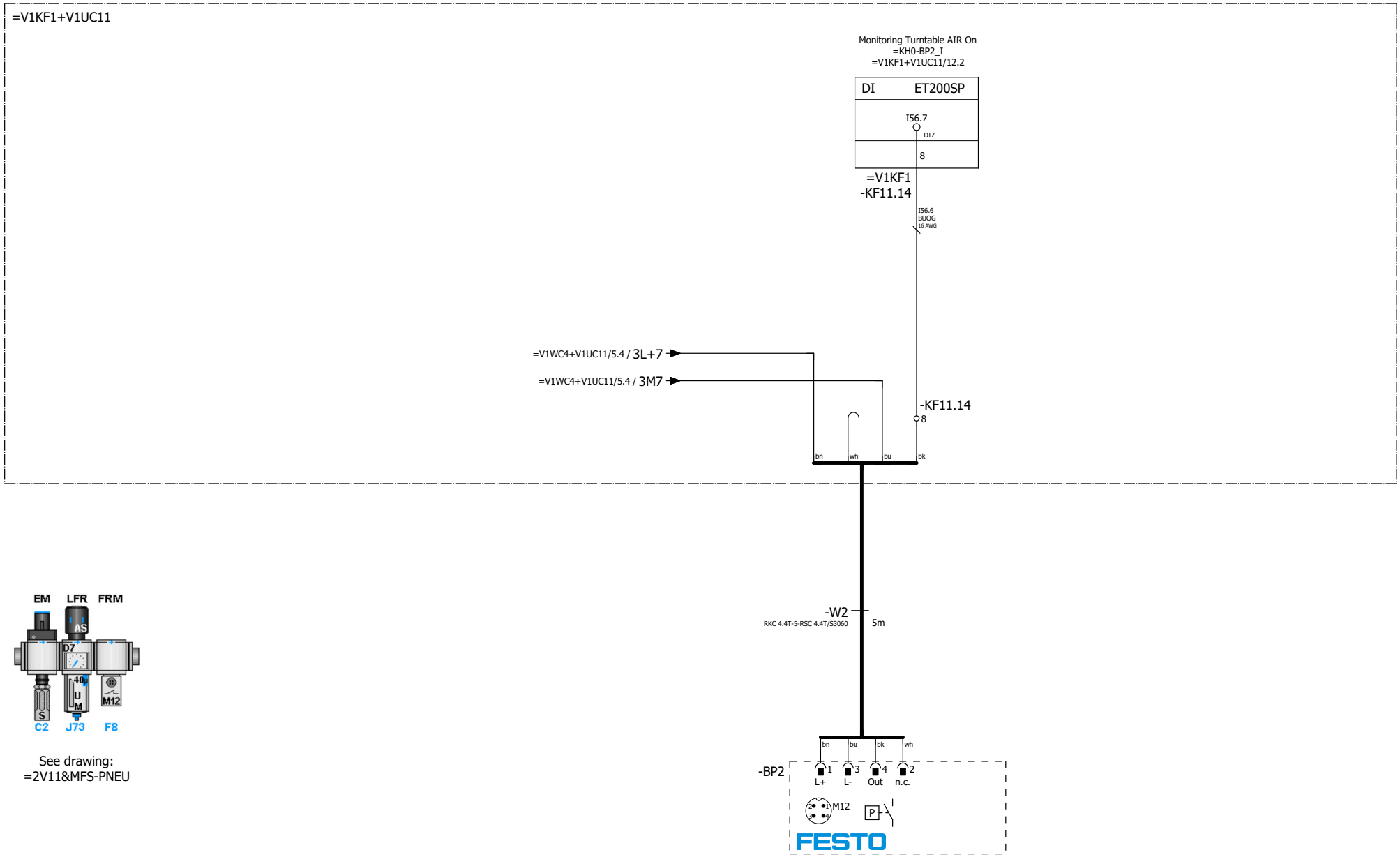

1

=KH3+KH3/1

			Date	10/19/2022	Volvo Trucks North America	Valiant TMS	Incoming air supply (Turntable)	Drawing name: =2V11&EFS-EL	= KH0		
			Ed.	KMAFFRE					+ KH0		
			Appr		P6700 Bodyside Sub - Robot Cell 2V11	Scale 1:1		Document type: EFS	Project nr: 22-16149	Page	2
Modification	Date	Name	Original		Replacement of / Replaced by						804

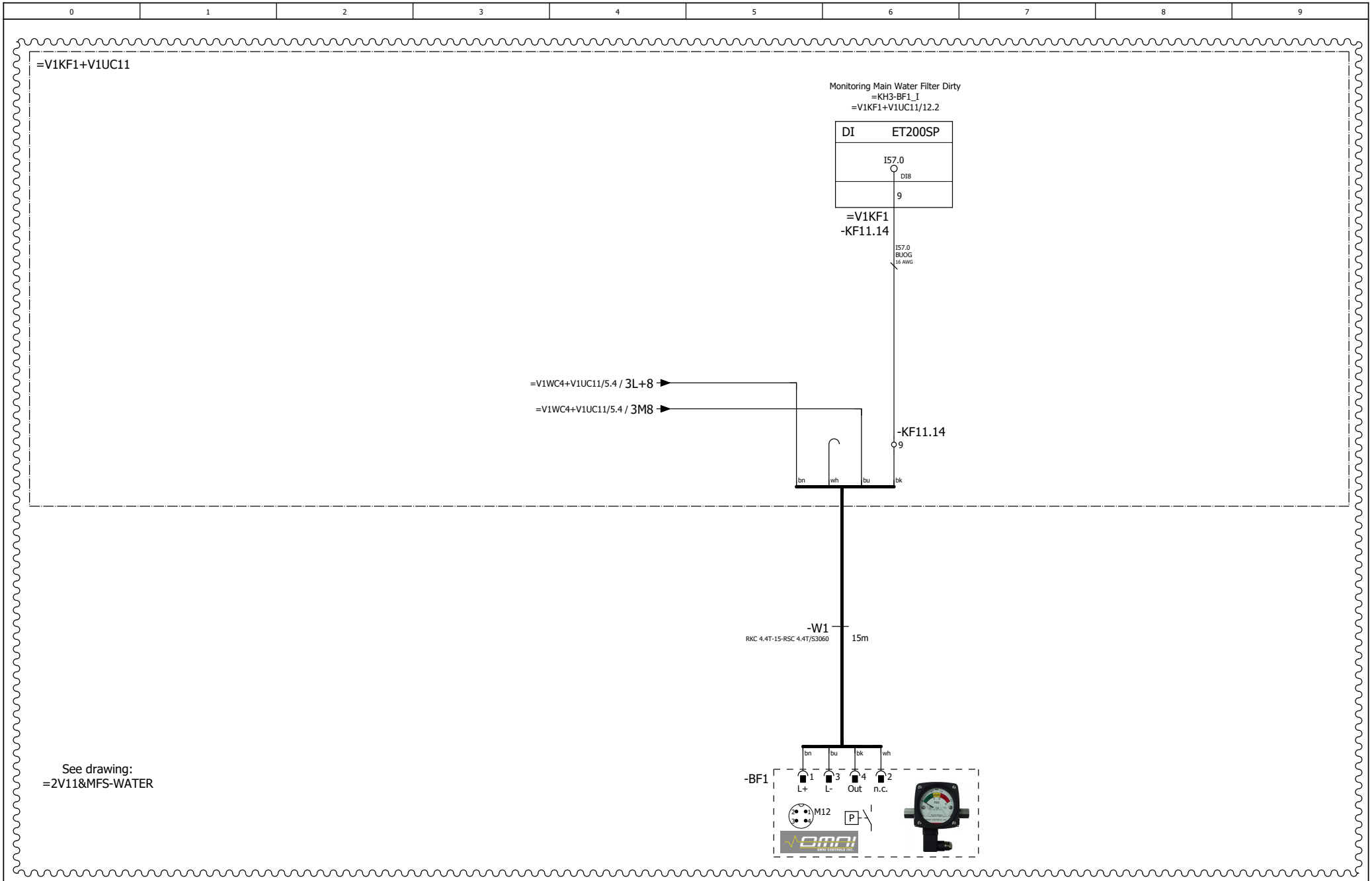

=KH0+KH0/2

2

			Date	10/19/2022	Volvo Trucks North America	Valiant TMS	Incoming water supply (Filter)	Drawing name: =2V11&EFS-EL	= KH3		
			Ed.	KMAFFRE					+ KH3		
			Appr		P6700 Bodyside Sub - Robot Cell 2V11			Document type: EFS	Project nr: 22-16149	Page	1
Modification	Date	Name	Original		Replacement of / Replaced by	Scale 1:1					804

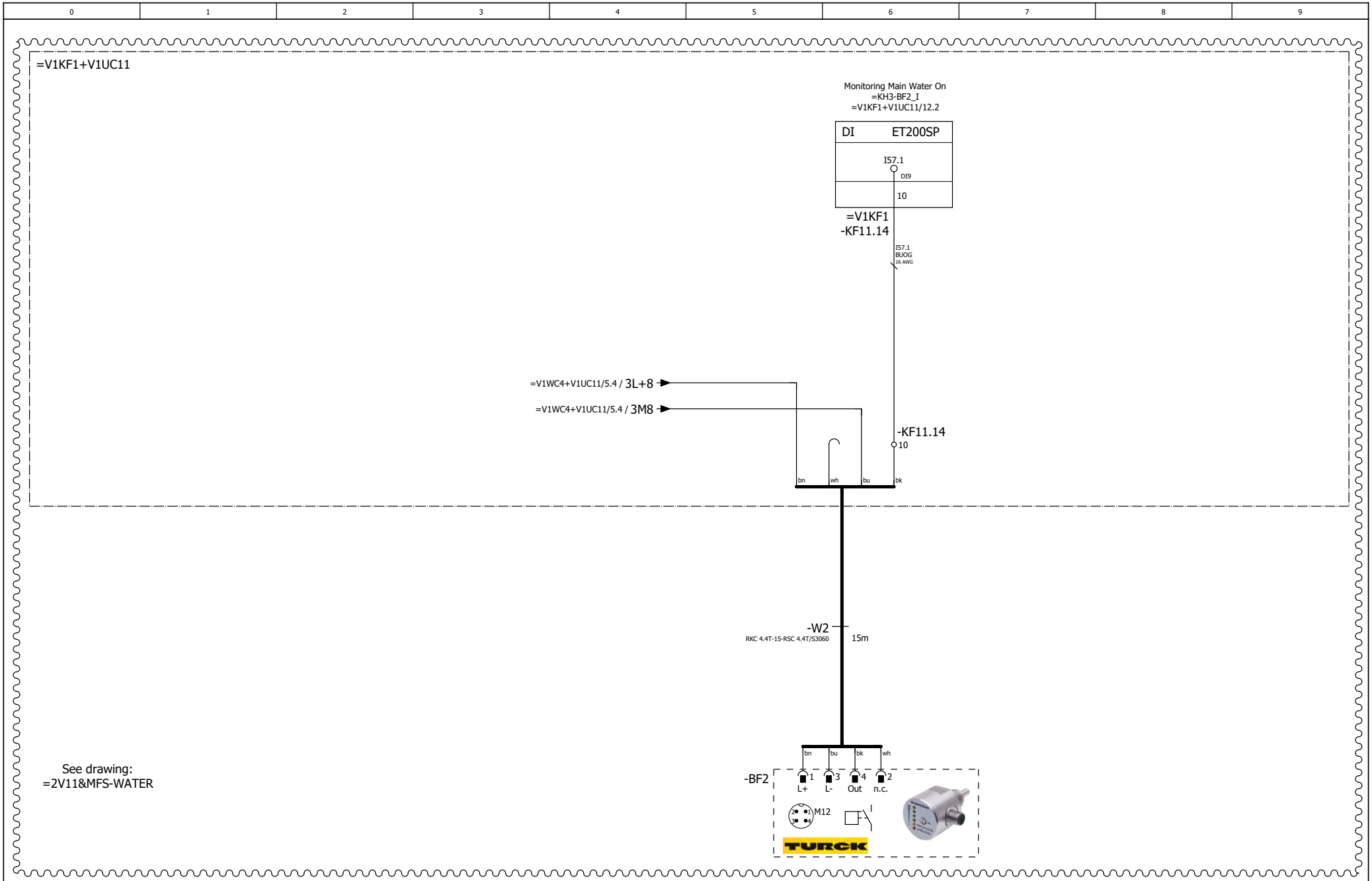

1

=V1AR21KF1+V1AR21UC01/1

			Date	10/19/2022	Volvo Trucks North America		Valiant TMS	Incoming water supply (Main)	Drawing name: =2V11&EFS-EL	= KH3	
			Ed.	KMAFFRE						+ KH3	
			Appr		P6700 Bodyside Sub - Robot Cell 2V11				Document type: EFS	Project nr: 22-16149	Page 2
Modification	Date	Name	Original		Replacement of	Replaced by	Scale 1:1				804

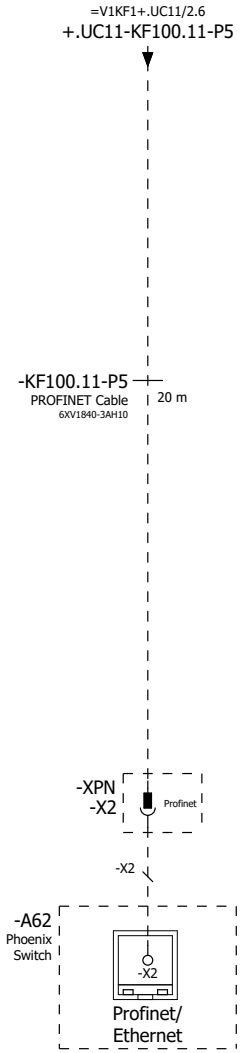

=KH3+KH3/2

=V1AR21WC1/1

			Date	9/6/2022	Volvo Trucks North America		Valiant TMS	Incoming Profinet	Drawing name: =2V11&EFS-EL	= V1AR21KF1	
			Ed.	MKLEPADLO						+ V1AR21UC01	
			Appr		P6700 Bodyside Sub - Robot Cell 2V11				Document type: EFS	Project nr: 22-16149	Page 1
Modification	Date	Name	Original		Replacement of	Replaced by	Scale 1:1				804

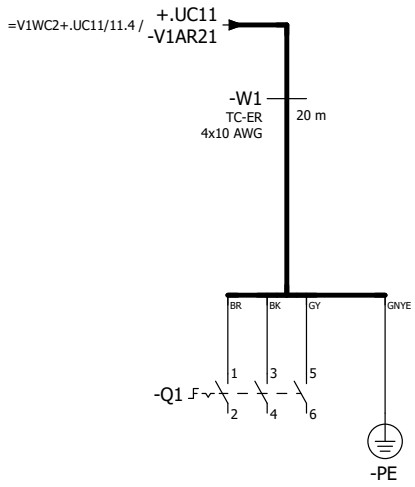

=V1AR21KF1/1

=V1AR21XQ11WC1+.AR21XQ11UC01/1

			Date	9/6/2022	Volvo Trucks North America		Valiant TMS	Incoming power	Drawing name: =2V11&EFS-EL	= V1AR21WC1	
			Ed.	MKLEPADLO						+ V1AR21UC01	
			Appr		P6700 Bodyside Sub - Robot Cell 2V11				Document type: EFS	Project nr: 22-16149	Page 1
Modification	Date	Name	Original		Replacement of	Replaced by	Scale 1:1				804

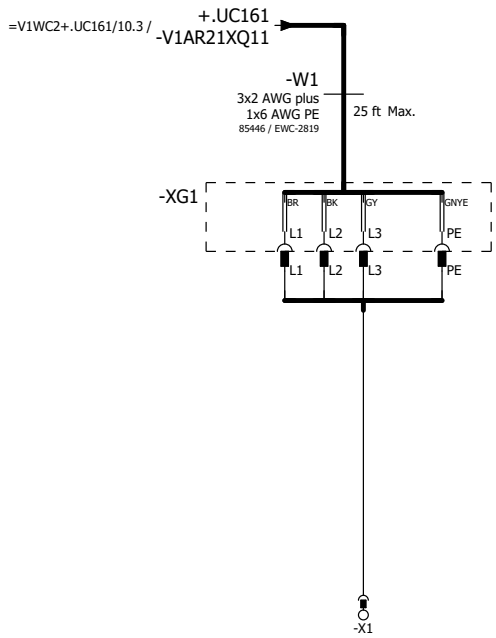

=V1AR21WC1+.AR21UC01/1

=V1AR22KF1+.AR22UC01/1

			Date	9/6/2022	Volvo Trucks North America		Valiant TMS	Incoming power	Drawing name: =2V11&EFS-EL	= V1AR21XQ11WC1	
			Ed.	MKLEPADLO						+ V1AR21XQ11UC01	
			Appr		P6700 Bodyside Sub - Robot Cell 2V11				Document type: EFS	Project nr: 22-16149	Page 1
Modification	Date	Name	Original		Replacement of	Replaced by	Scale 1:1				804

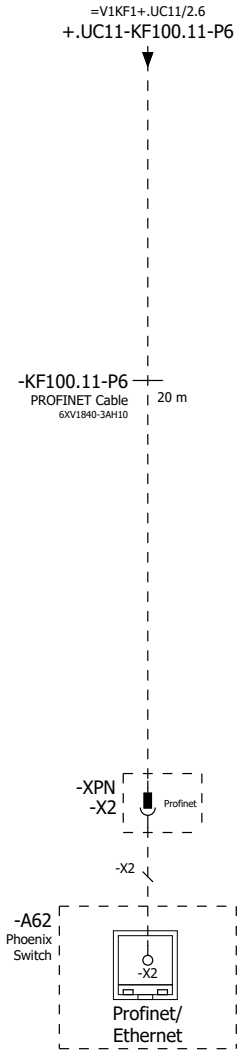

=V1AR21XQ11WC1+.AR21XQ11UC01/1

=V1AR22WC1/1

			Date	9/6/2022	Volvo Trucks North America		Valiant TMS	Incoming Profinet	Drawing name: =2V11&EFS-EL	= V1AR22KF1	
			Ed.	MKLEPADLO						+ V1AR22UC01	
			Appr		P6700 Bodyside Sub - Robot Cell 2V11				Document type: EFS	Project nr: 22-16149	Page 1
Modification	Date	Name	Original		Replacement of	Replaced by	Scale 1:1				804

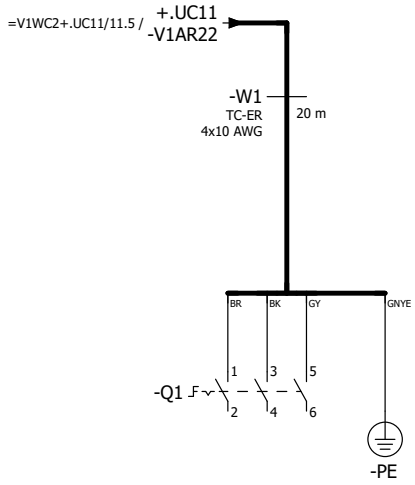

=V1AR22KF1/1

=V1AR22XQ11WC1+.AR22XQ11UC01/1

			Date	9/6/2022	Volvo Trucks North America		Valiant TMS	Incoming power	Drawing name: =2V11&EFS-EL	= V1AR22WC1	
			Ed.	MKLEPADLO						+ V1AR22UC01	
			Appr		P6700 Bodyside Sub - Robot Cell 2V11				Document type: EFS	Project nr: 22-16149	Page 1
Modification	Date	Name	Original		Replacement of	Replaced by	Scale 1:1				804

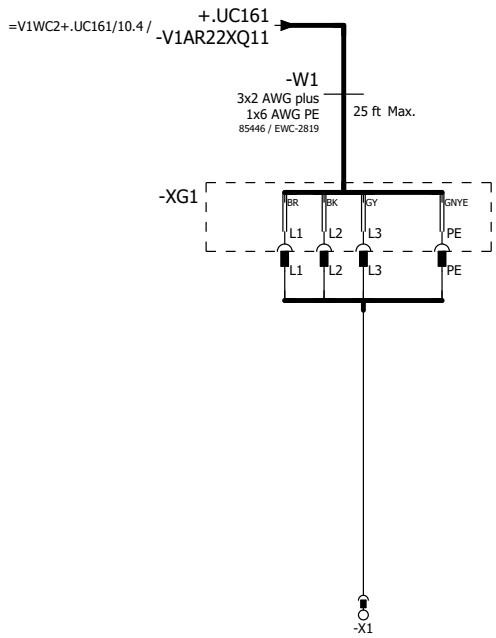

=V1AR22WC1+.AR22UC01/1

=V1AR23KF1+.AR23UC01/1

			Date	9/6/2022	Volvo Trucks North America		Valiant TMS	Incoming power	Drawing name: =2V11&EFS-EL		= V1AR22XQ11WC1	
			Ed.	MKLEPADLO							+ V1AR22XQ11UC01	
			Appr		P6700 Bodyside Sub - Robot Cell 2V11				Document type: EFS	Project nr: 22-16149		Page 1
Modification	Date	Name	Original		Replacement of	Replaced by	Scale 1:1					804

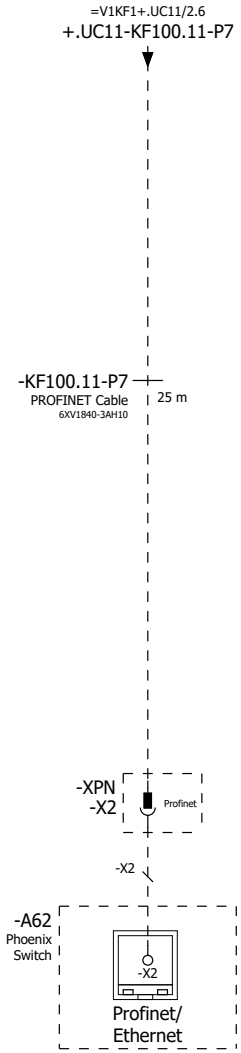

=V1AR22XQ11WC1+.AR22XQ11UC01/1

=V1AR23WC1/1

			Date	9/6/2022	Volvo Trucks North America		Valiant TMS	Incoming Profinet	Drawing name: =2V11&EFS-EL	= V1AR23KF1	
			Ed.	MKLEPADLO						+ V1AR23UC01	
			Appr		P6700 Bodyside Sub - Robot Cell 2V11				Document type: EFS	Project nr: 22-16149	Page 1
Modification	Date	Name	Original		Replacement of	Replaced by	Scale 1:1				804

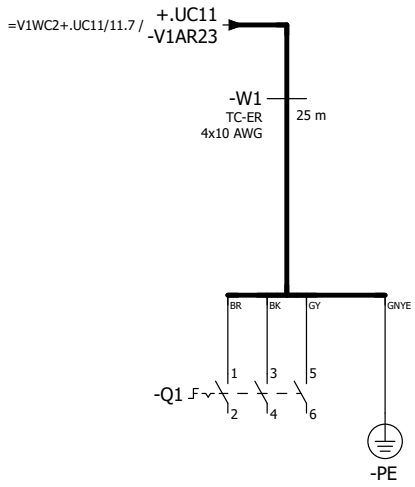

=V1AR23KF1/1

=V1AR23XQ11WC1+.AR23XQ11UC01/1

			Date	9/6/2022	Volvo Trucks North America		Valiant TMS	Incoming power	Drawing name: =2V11&EFS-EL	= V1AR23WC1	
			Ed.	MKLEPADLO						+ V1AR23UC01	
			Appr		P6700 Bodyside Sub - Robot Cell 2V11				Document type: EFS	Project nr: 22-16149	Page 1
Modification	Date	Name	Original		Replacement of	Replaced by	Scale 1:1				804

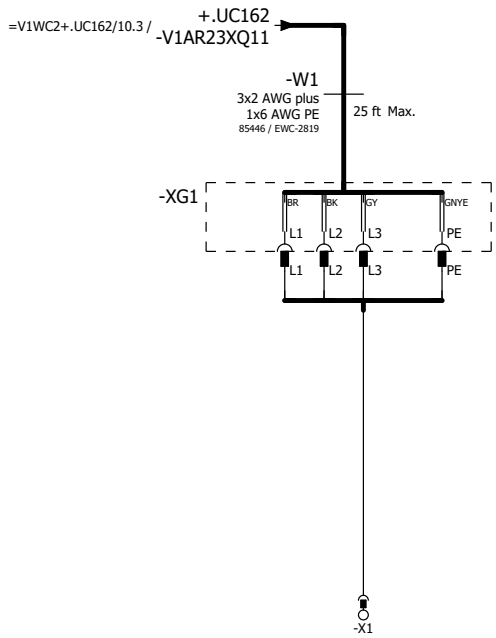

=V1AR23WC1+.AR23UC01/1

=V1AR24KF1+.AR24UC01/1

			Date	9/6/2022	Volvo Trucks North America		Valiant TMS	Incoming power	Drawing name: =2V11&EFS-EL	= V1AR23XQ11WC1	
			Ed.	MKLEPADLO						+ V1AR23XQ11UC01	
			Appr		P6700 Bodyside Sub - Robot Cell 2V11				Document type: EFS	Project nr: 22-16149	Page 1
Modification	Date	Name	Original		Replacement of	Replaced by	Scale 1:1				804

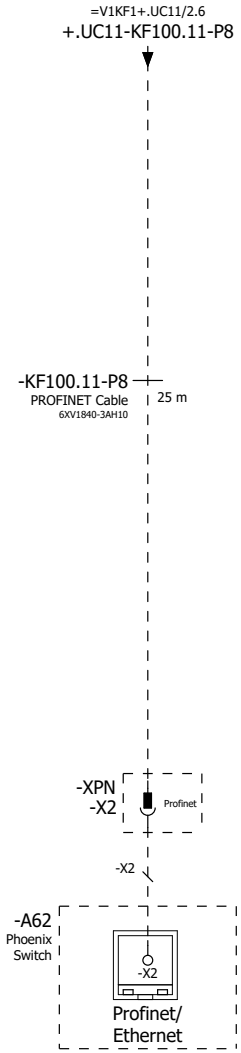

=V1AR23XQ11WC1+.AR23XQ11UC01/1

=V1AR24WC1/1

			Date	9/6/2022	Volvo Trucks North America		Valiant TMS	Incoming Profinet	Drawing name: =2V11&EFS-EL	= V1AR24KF1	
			Ed.	MKLEPADLO						+ V1AR24UC01	
			Appr		P6700 Bodyside Sub - Robot Cell 2V11				Document type: EFS	Project nr: 22-16149	Page 1
Modification	Date	Name	Original		Replacement of	Replaced by	Scale 1:1				804

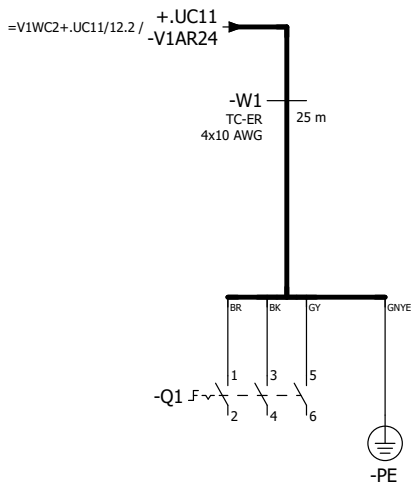

=V1AR24KF1/1

=V1AR24XQ11WC1+.AR24XQ11UC01/1

			Date	9/6/2022	Volvo Trucks North America		Valiant TMS	Incoming power	Drawing name: =2V11&EFS-EL	= V1AR24WC1	
			Ed.	MKLEPADLO						+ V1AR24UC01	
			Appr		P6700 Bodyside Sub - Robot Cell 2V11				Document type: EFS	Project nr: 22-16149	Page 1
Modification	Date	Name	Original		Replacement of	Replaced by	Scale 1:1				804

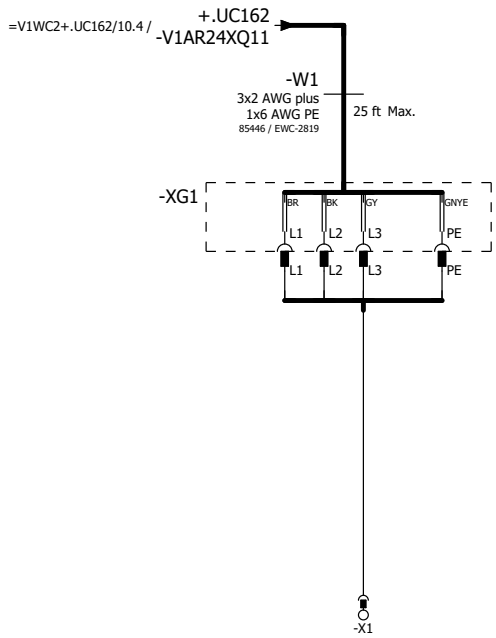

=V1AR24WC1+.AR24UC01/1

=V1FQ1+.FQ1/1

			Date	9/6/2022	Volvo Trucks North America		Valiant TMS	Incoming power	Drawing name: =2V11&EFS-EL	= V1AR24XQ11WC1	
			Ed.	MKLEPADLO						+ V1AR24XQ11UC01	
			Appr		P6700 Bodyside Sub - Robot Cell 2V11				Document type: EFS	Project nr: 22-16149	Page 1
Modification	Date	Name	Original		Replacement of	Replaced by	Scale 1:1				804

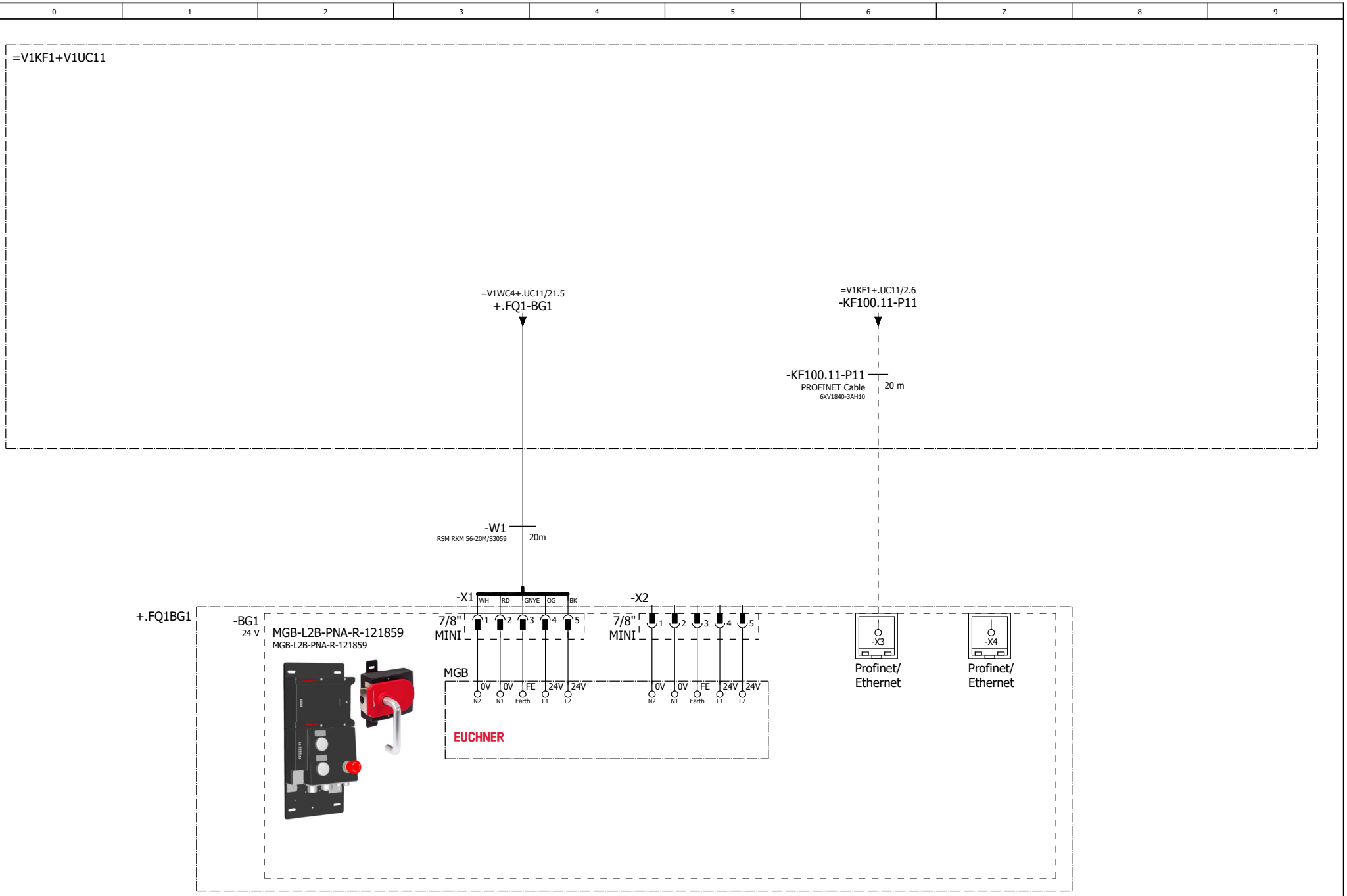

=V1AR24XQ11WC1+.AR24XQ11UC01/1

20

			Date	9/6/2022	Volvo Trucks North America	Valiant TMS	Door lock sensor -BG1	Drawing name: =2V11&EFS-EL	= V1FQ1		
			Ed.	MKLEPADLO					+ V1FQ1		
			Appr		P6700 Bodyside Sub - Robot Cell 2V11			Document type: EFS	Project nr: 22-16149	Page	1
Modification	Date	Name	Original		Replacement of	Replaced by	Scale 1:1				804

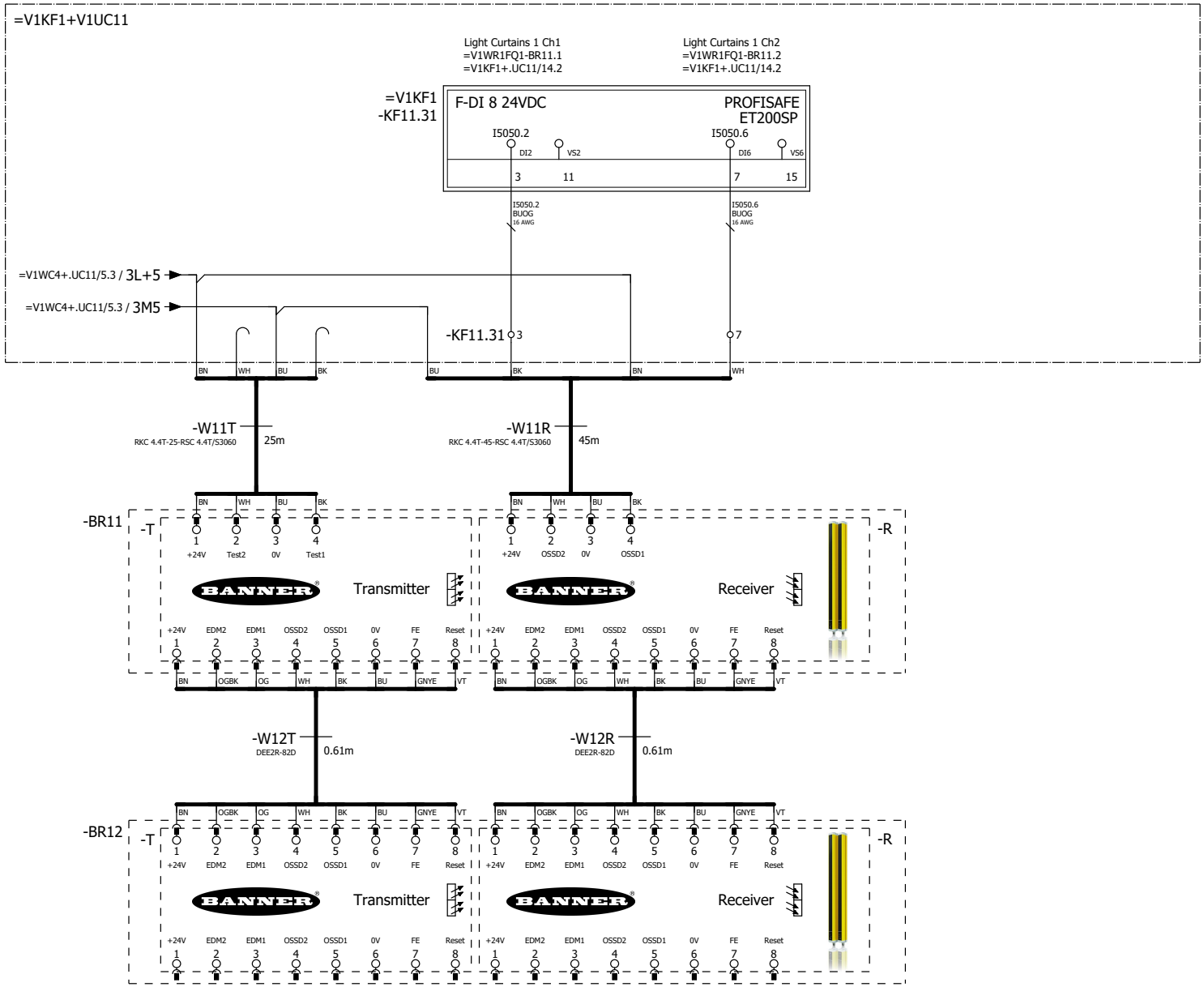

1

21

			Date	9/6/2022	Volvo Trucks North America	Valiant TMS	Light Curtain	Drawing name: =2V11&EFS-EL		= V1FQ1	
			Ed.	MKLEPADLO						+ V1FQ1	
			Appr		P6700 Bodyside Sub - Robot Cell 2V11			Document type: EFS	Project nr: 22-16149	Page	20
Modification	Date	Name	Original		Replacement of	Replaced by	Scale 1:1				804

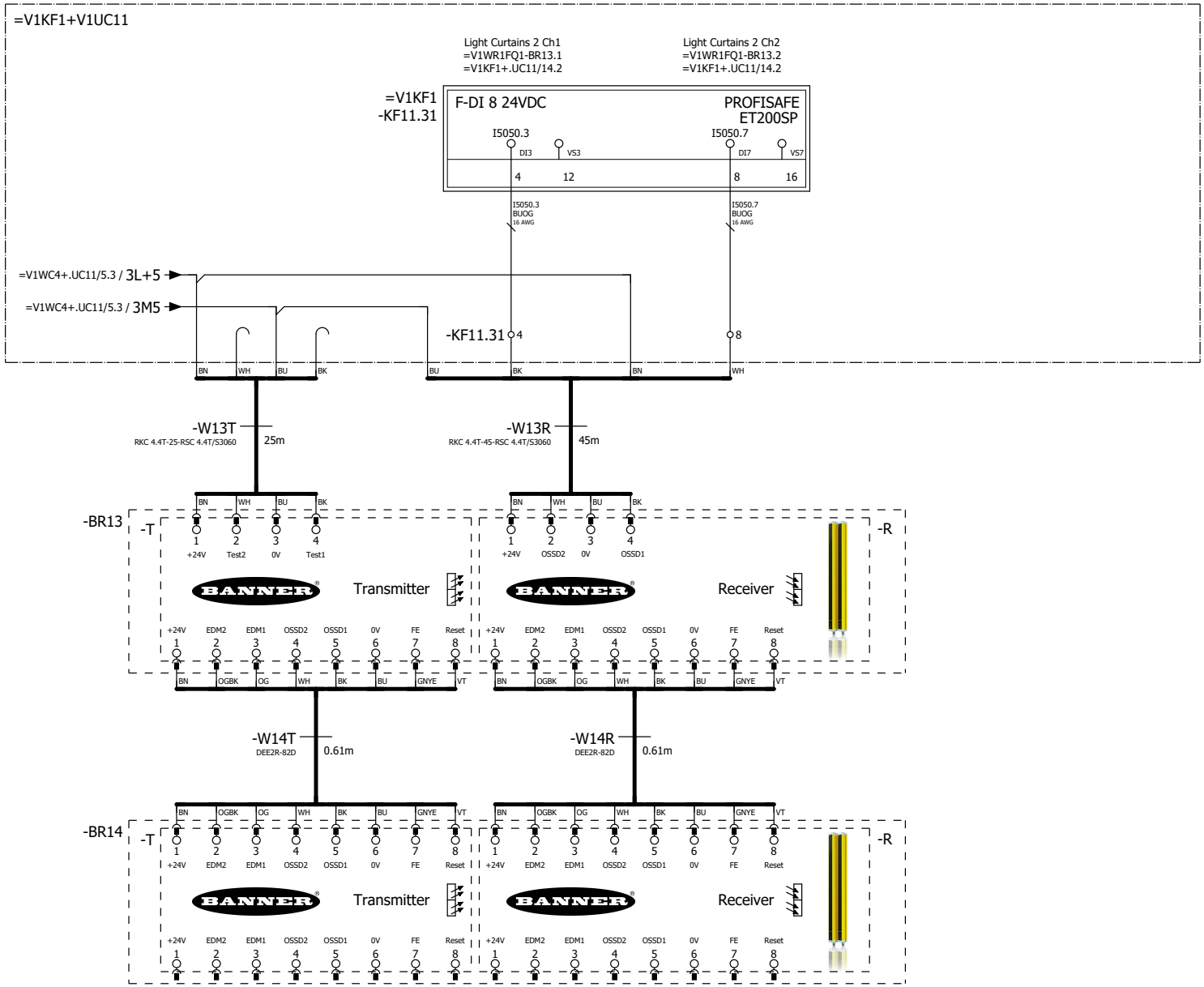

			Date	10/7/2022	Volvo Trucks North America	Valiant TMS	Light Curtain	Drawing name: =2V11&EFS-EL		= V1FQ1	
			Ed.	KMAFFRE						+ V1FQ1	
			Appr		P6700 Bodyside Sub - Robot Cell 2V11			Document type: EFS	Project nr: 22-16149	Page	21
Modification	Date	Name	Original		Replacement of / Replaced by	Scale 1:1					804

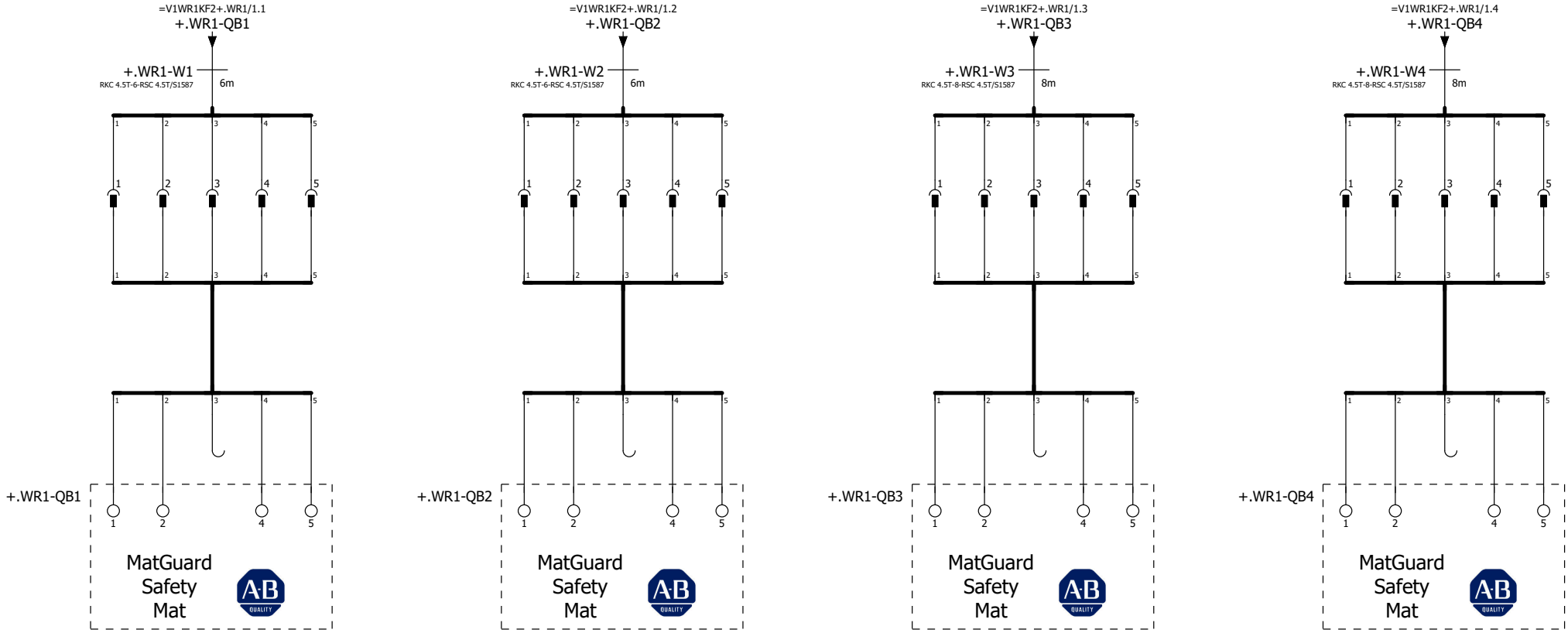
=V1WR1KF2+.WR1/1.1
+.WR1-QB1
+.WR1-W1
RKC 4.5T-6-RSC 4.5T/S1587
6m
+.WR1-QB1
MatGuard Safety Mat
=V1WR1KF2+.WR1/1.2
+.WR1-QB2
+.WR1-W2
RKC 4.5T-6-RSC 4.5T/S1587
6m
+.WR1-QB2
MatGuard Safety Mat
=V1WR1KF2+.WR1/1.3
+.WR1-QB3
+.WR1-W3
RKC 4.5T-8-RSC 4.5T/S1587
8m
+.WR1-QB3
MatGuard Safety Mat
=V1WR1KF2+.WR1/1.4
+.WR1-QB4
+.WR1-W4
RKC 4.5T-8-RSC 4.5T/S1587
8m
+.WR1-QB4
MatGuard Safety Mat

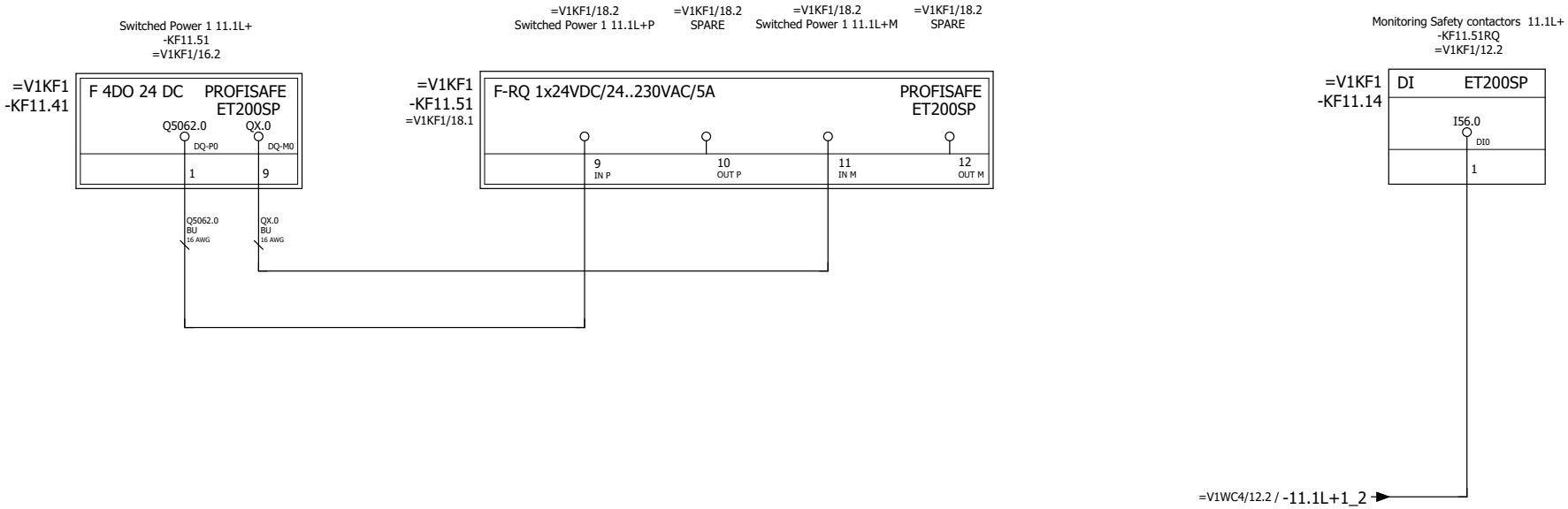

+.FQ1/22

2

			Date	9/6/2022	Volvo Trucks North America	Valiant TMS	Safety power monitoring RQ - KF11.51	Drawing name: =2V11&EFS-EL		= V1FQ1	
			Ed.	MKLEPADLO						+ V1UC11	
			Appr		P6700 Bodyside Sub - Robot Cell 2V11			Document type: EFS	Project nr: 22-16149		Page 1
Modification	Date	Name	Original		Replacement of / Replaced by	Scale 1:1					804

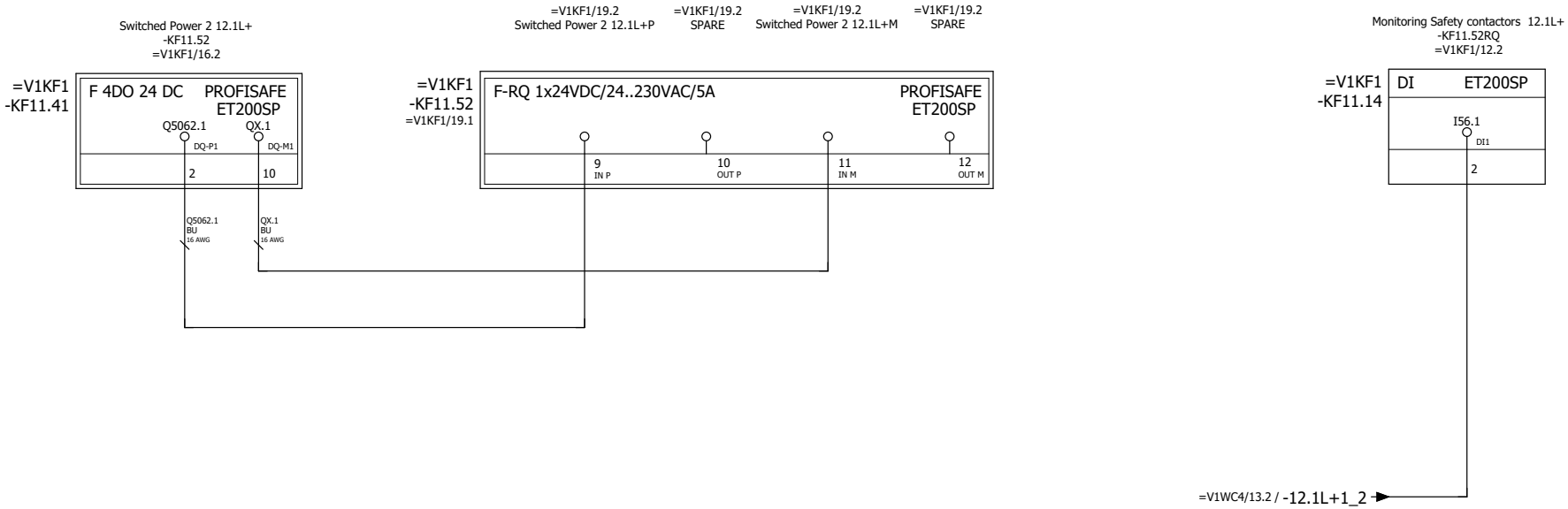

1 3

			Date	9/6/2022	Volvo Trucks North America	Valiant TMS	Safety power monitoring RQ - KF11.52	Drawing name: =2V11&EFS-EL		= V1FQ1	
			Ed.	MKLEPADLO	P6700 Bodyside Sub - Robot Cell 2V11					+ V1UC11	
			Appr			Scale 1:1		Document type: EFS	Project nr: 22-16149		Page 2
Modification	Date	Name	Original		Replacement of	Replaced by					804

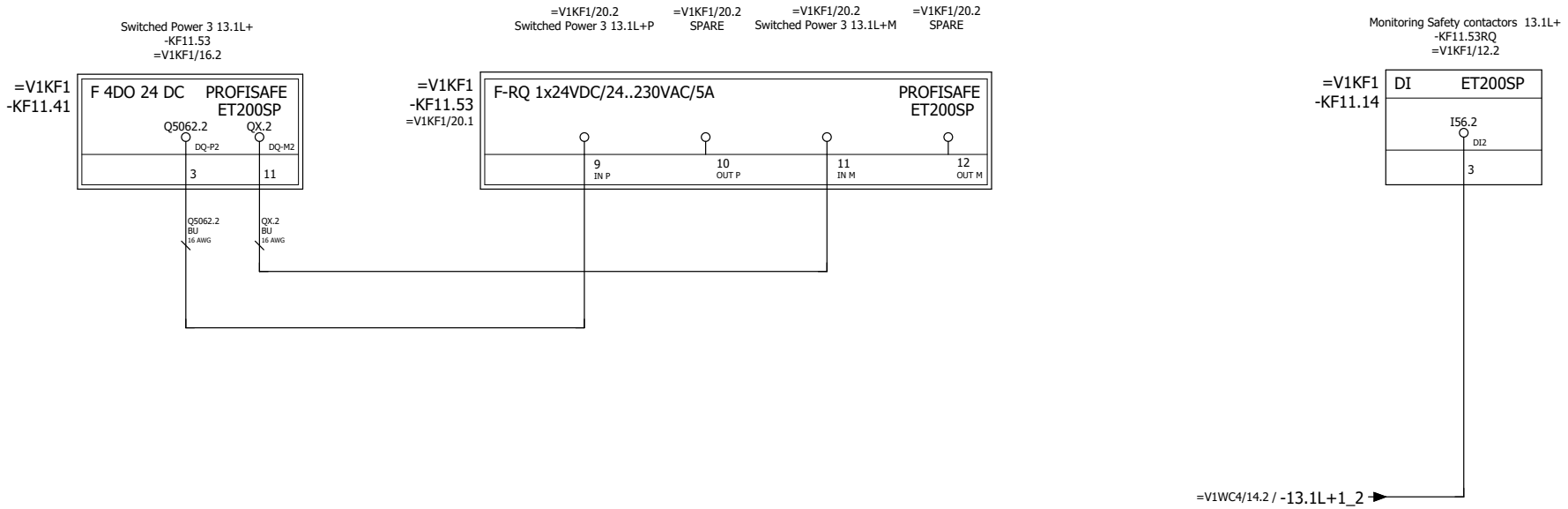

2 4

			Date	9/6/2022	Volvo Trucks North America	Valiant TMS	Safety power monitoring RQ - KF11.53	Drawing name: =2V11&EFS-EL		= V1FQ1	
			Ed.	MKLEPADLO	P6700 Bodyside Sub - Robot Cell 2V11					+ V1UC11	
			Appr					Document type: EFS	Project nr: 22-16149		Page 3
Modification	Date	Name	Original		Replacement of	Replaced by	Scale 1:1				804

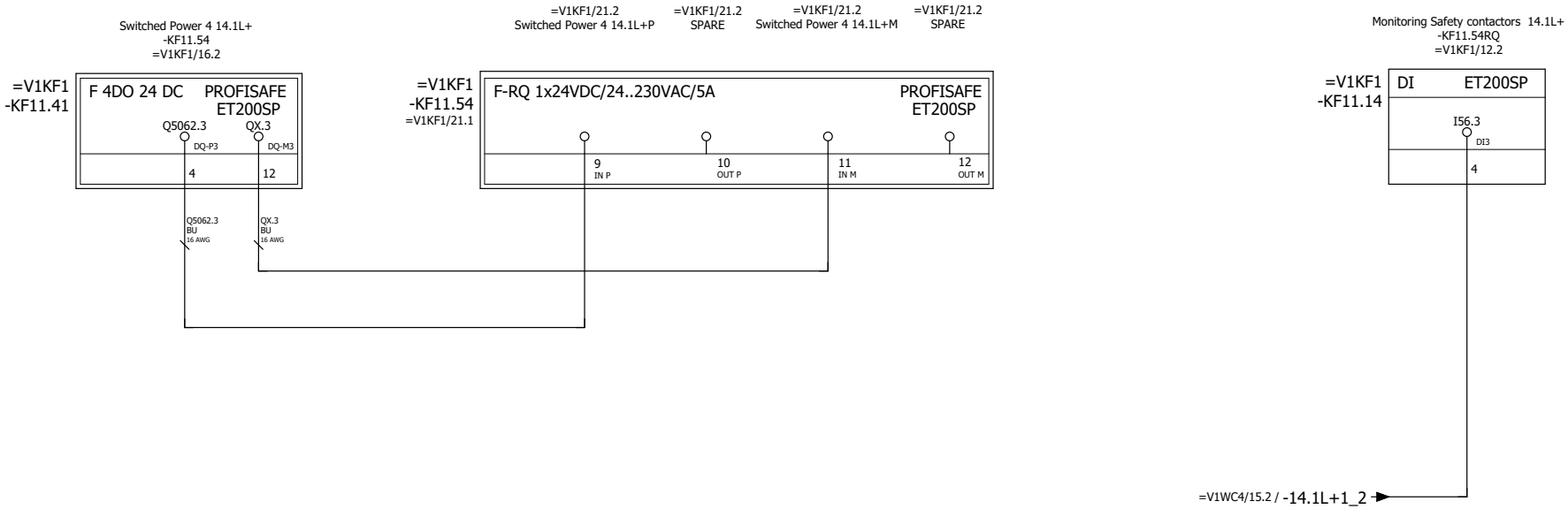

3

+.UC46/1

			Date	9/6/2022	Volvo Trucks North America	Valiant TMS	Safety power monitoring RQ - KF11.54	Drawing name: =2V11&EFS-EL		= V1FQ1	
			Ed.	MKLEPADLO						+ V1UC11	
			Appr		P6700 Bodyside Sub - Robot Cell 2V11			Document type: EFS	Project nr: 22-16149		Page 4
Modification	Date	Name	Original		Replacement of / Replaced by	Scale 1:1					804

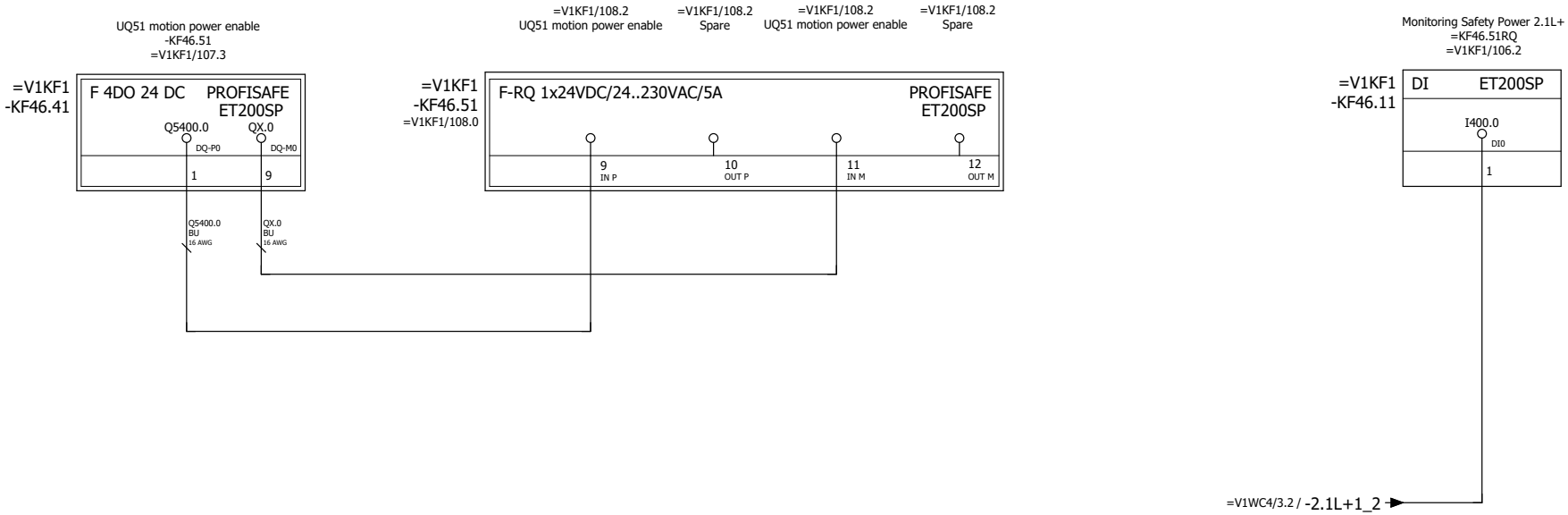

+.UC11/4

2

			Date	9/6/2022	Volvo Trucks North America	Valiant TMS	Safety power monitoring RQ - KF46.51	Drawing name: =2V11&EFS-EL		= V1FQ1	
			Ed.	MKLEPADLO						+ V1UC46	
			Appr		P6700 Bodyside Sub - Robot Cell 2V11			Document type: EFS	Project nr: 22-16149		Page 1
Modification	Date	Name	Original		Replacement of / Replaced by	Scale 1:1					804

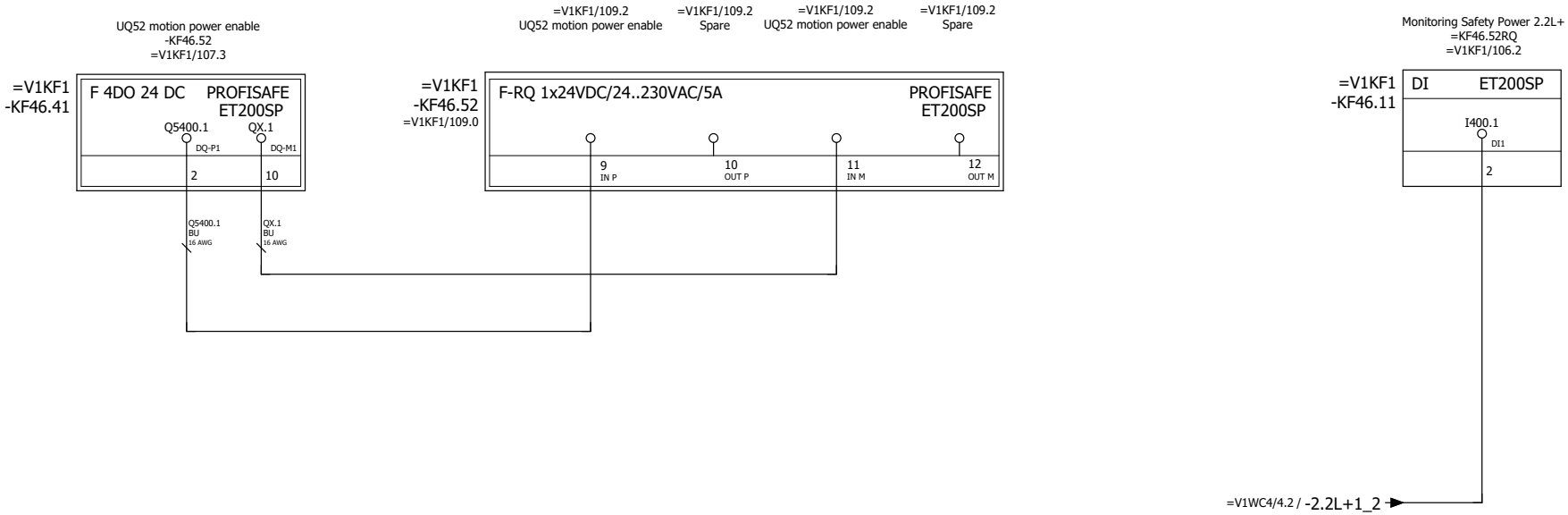

1 3

			Date	9/6/2022	Volvo Trucks North America	Valiant TMS	Safety power monitoring RQ - KF46.52	Drawing name: =2V11&EFS-EL		= V1FQ1	
			Ed.	MKLEPADLO						+ V1UC46	
			Appr		P6700 Bodyside Sub - Robot Cell 2V11			Document type: EFS	Project nr: 22-16149		Page 2
Modification	Date	Name	Original		Replacement of / Replaced by	Scale 1:1					804

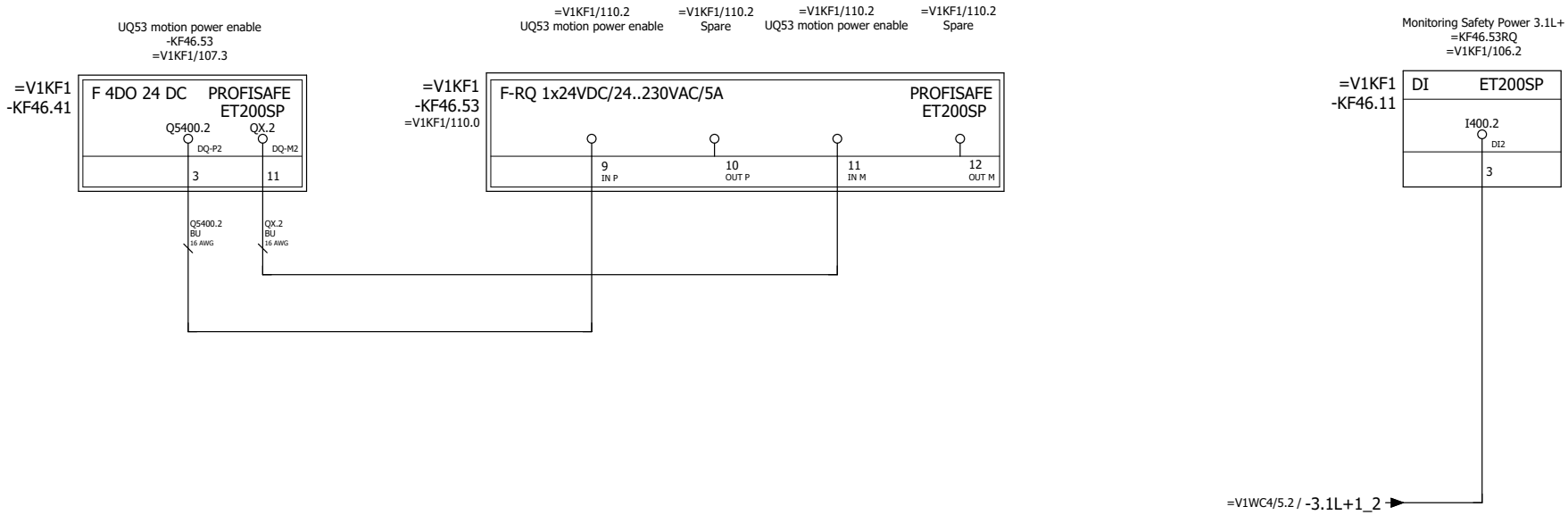

2 4

			Date	9/6/2022	Volvo Trucks North America	Valiant TMS	Safety power monitoring RQ - KF46.53	Drawing name: =2V11&EFS-EL		= V1FQ1	
			Ed.	MKLEPADLO						+ V1UC46	
			Appr		P6700 Bodyside Sub - Robot Cell 2V11			Document type: EFS	Project nr: 22-16149		Page 3
Modification	Date	Name	Original		Replacement of / Replaced by	Scale 1:1					804

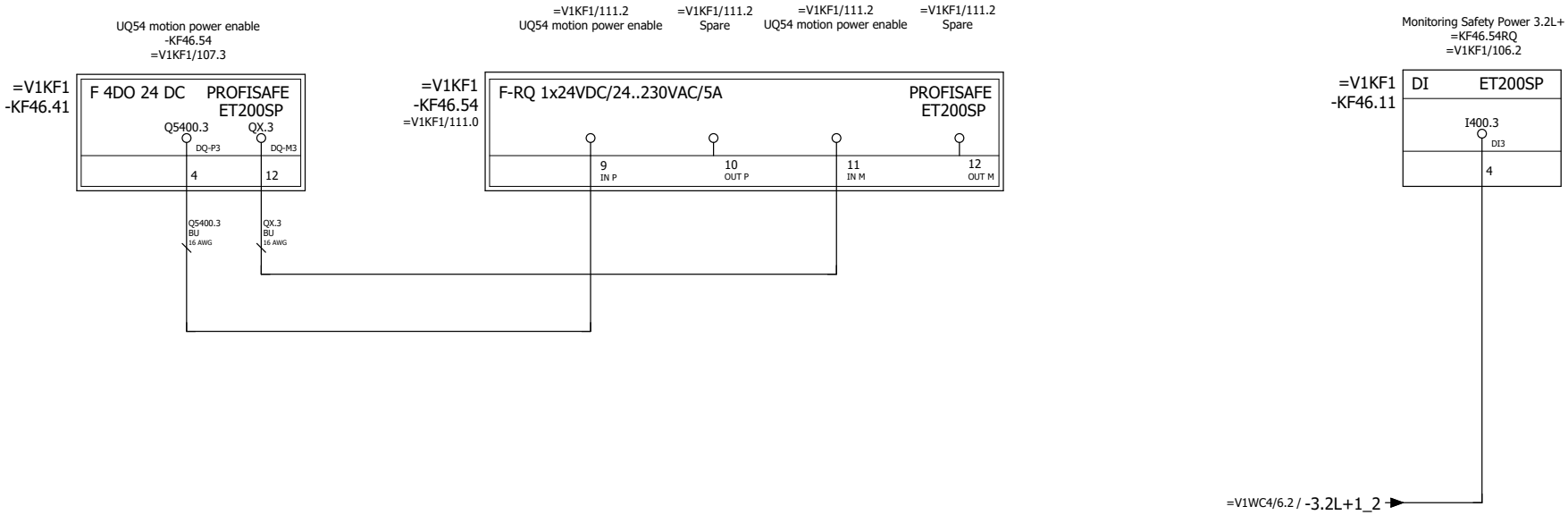

3

=V1KF1+.UC11/1

			Date	9/6/2022	Volvo Trucks North America	Valiant TMS	Safety power monitoring RQ - KF46.54	Drawing name: =2V11&EFS-EL		= V1FQ1	
			Ed.	MKLEPADLO						+ V1UC46	
			Appr		P6700 Bodyside Sub - Robot Cell 2V11			Document type: EFS	Project nr: 22-16149		Page 4
Modification	Date	Name	Original		Replacement of / Replaced by	Scale 1:1					804

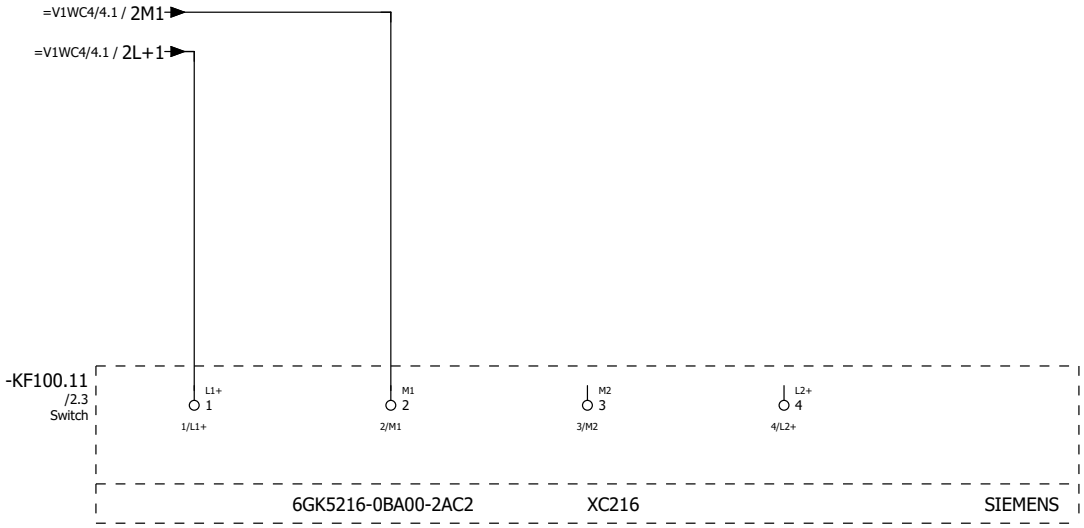

=V1FQ1+.UC46/4

2

			Date	9/6/2022	Volvo Trucks North America		Valiant TMS	Switch, Scalance X216	Drawing name: =2V11&EFS-EL	= V1KF1	
			Ed.	MKLEPADLO						+ V1UC11	
			Appr		P6700 Bodyside Sub - Robot Cell 2V11				Document type: EFS	Project nr: 22-16149	Page 1
Modification	Date	Name	Original		Replacement of	Replaced by	Scale 1:1				804

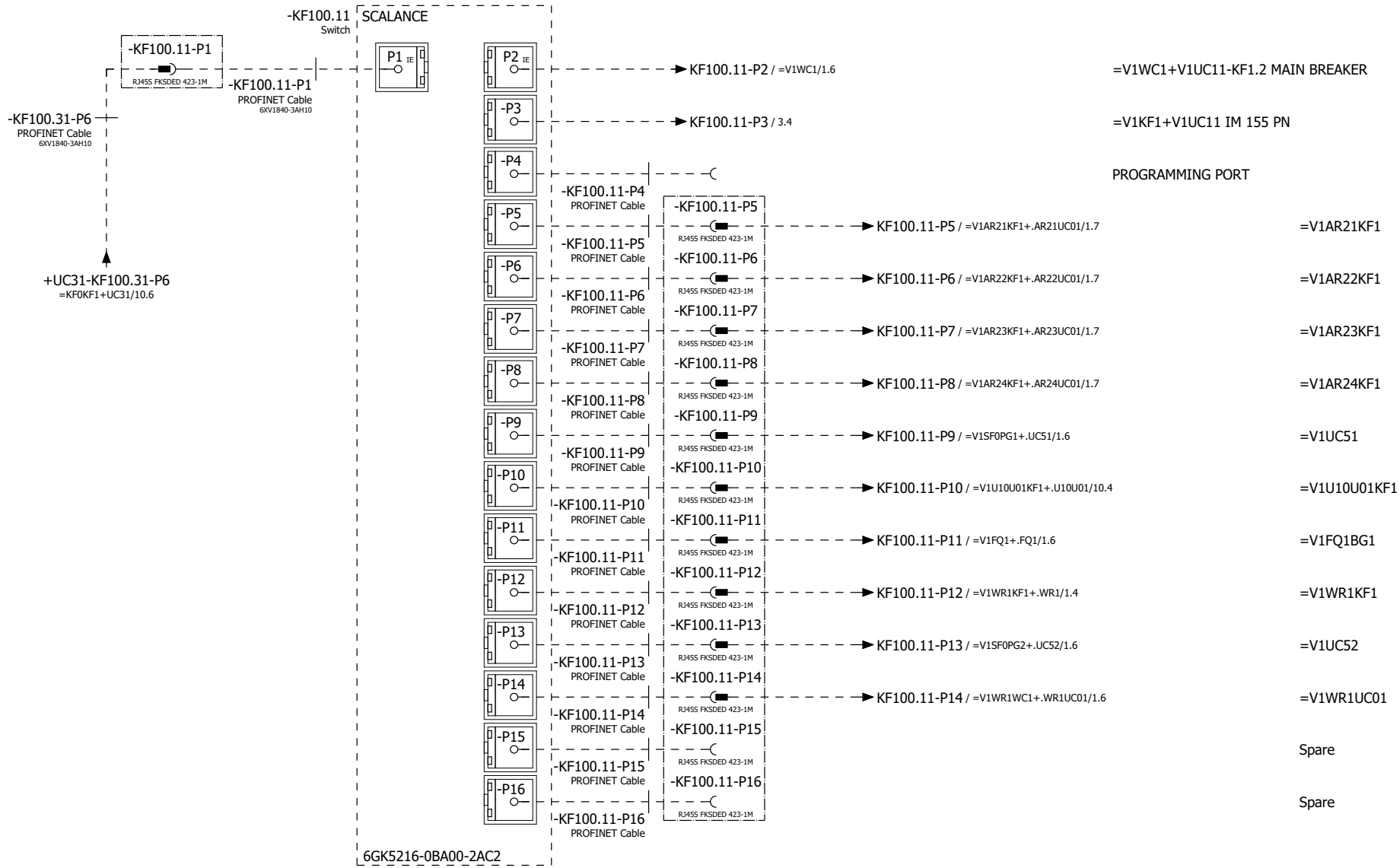

			Date	9/6/2022	Volvo Trucks North America		Valiant TMS	Network Overview	Drawing name: =2V11&EFS-EL	= V1KF1	
			Ed.	MKLEPADLO						+ V1UC11	
			Appr		P6700 Bodyside Sub - Robot Cell 2V11				Document type: EFS	Project nr: 22-16149	Page 2
Modification	Date	Name	Original		Replacement of	Replaced by	Scale 1:1				804



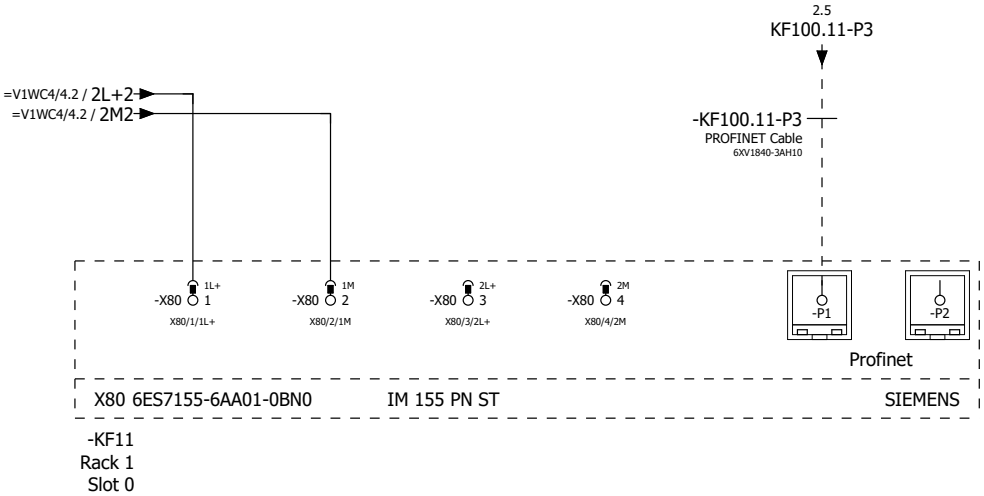

2 4

			Date	9/6/2022	Volvo Trucks North America		Valiant TMS	IM 155 PN	Drawing name: =2V11&EFS-EL	= V1KF1	
			Ed.	MKLEPADLO						+ V1UC11	
			Appr		P6700 Bodyside Sub - Robot Cell 2V11				Document type: EFS	Project nr: 22-16149	Page 3
Modification	Date	Name	Original		Replacement of	Replaced by	Scale 1:1				804

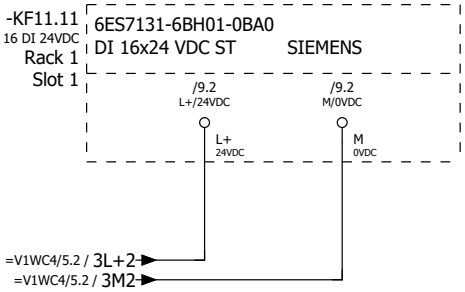

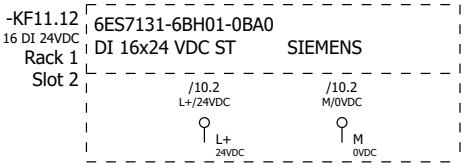

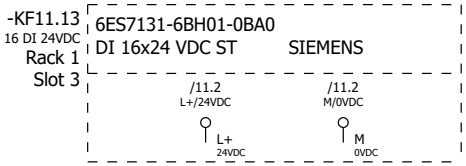

3 5

			Date	9/6/2022	Volvo Trucks North America	Valiant TMS	ET200S Wiring DI	Drawing name: =2V11&EFS-EL		= V1KF1	
			Ed.	MKLEPADLO						+ V1UC11	
			Appr		P6700 Bodyside Sub - Robot Cell 2V11			Document type: EFS	Project nr: 22-16149		Page 4
Modification	Date	Name	Original		Replacement of / Replaced by	Scale 1:1					804

-KF11.14
16 DI 24VDC
Rack 1
Slot 4

6ES7131-6BH01-0BA0
DI 16x24 VDC ST SIEMENS

/12.2	/12.2
L+/24VDC	M/0VDC
L+ 24VDC	M 0VDC

4 6

			Date	9/6/2022	Volvo Trucks North America	Valiant TMS	ET200S Wiring DI	Drawing name: =2V11&EFS-EL		= V1KF1	
			Ed.	MKLEPADLO						+ V1UC11	
			Appr		P6700 Bodyside Sub - Robot Cell 2V11			Document type: EFS	Project nr: 22-16149		Page 5
Modification	Date	Name	Original		Replacement of / Replaced by	Scale 1:1					804

-KF11.31
FDI 8 24VDC
Rack 1
Slot 5

6ES7136-6BA00-0CA0
F-DI 8x24VDC HF SIEMENS

/14.2 L+ 24VDC
/14.2 M 0VDC

-KF11.32
FDI 8 24VDC
Rack 1
Slot 6

6ES7136-6BA00-0CA0
F-DI 8x24VDC HF SIEMENS

/15.2 L+ 24VDC
/15.2 M 0VDC

5 7

			Date	9/6/2022	Volvo Trucks North America		Valiant TMS	ET200S Wiring F-DI	Drawing name: =2V11&EFS-EL	= V1KF1	
			Ed.	MKLEPADLO						+ V1UC11	
			Appr		P6700 Bodyside Sub - Robot Cell 2V11				Document type: EFS	Project nr: 22-16149	Page 6
Modification	Date	Name	Original		Replacement of	Replaced by	Scale 1:1				804

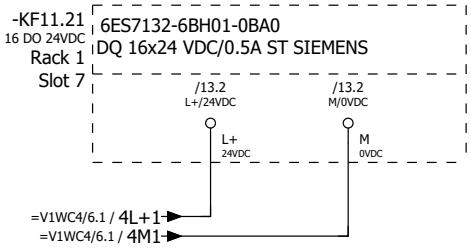

			Date	9/6/2022	Volvo Trucks North America		Valiant TMS	ET200S Wiring DQ	Drawing name: =2V11&EFS-EL	= V1KF1	
			Ed.	MKLEPADLO						+ V1UC11	
			Appr		P6700 Bodyside Sub - Robot Cell 2V11				Document type: EFS	Project nr: 22-16149	Page 7 / 804
Modification	Date	Name	Original		Replacement of	Replaced by	Scale 1:1				

-KF11.41
=V1FQ1/1.0
=V1FQ1/2.0
=V1FQ1/3.0
=V1FQ1/4.0
/16.1
FDO 4 24VDC
Rack 1
Slot 8

6ES7136-6DB00-0CA0 + BU15-P16+A0+2B F-DQ 4X24VDC/2A PM HF SIEMENS

/16.2 L+ 24VDC

/16.2 M 0VDC

-KF11.42
/17.1
FDO 4 24VDC
Rack 1
Slot 9

6ES7136-6DB00-0CA0 + BU15-P16+A0+2B F-DQ 4X24VDC/2A PM HF SIEMENS

/17.2 L+ 24VDC

/17.2 M 0VDC

7 9

			Date	9/6/2022	Volvo Trucks North America	Valiant TMS	ET200S Wiring F-DQ	Drawing name: =2V11&EFS-EL	= V1KF1		
			Ed.	MKLEPADLO					+ V1UC11		
			Appr		P6700 Bodyside Sub - Robot Cell 2V11			Document type: EFS	Project nr: 22-16149	Page	8
Modification	Date	Name	Original		Replacement of / Replaced by	Scale 1:1					804

-KF11.11
/4.0

ET 200SP SIEMENS
DI 16x24 VDC ST

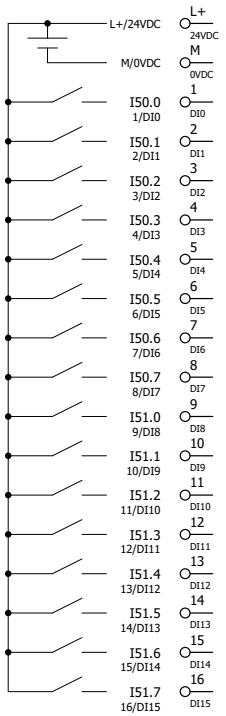

=V1WC2/41.2	I50.0	SPARE
=V1WC2/41.3	=V1UC11-FC1	Monitoring 480 VAC
=V1WC4/1.4	=V1WC4+V1UC11-TA1_I	Monitoring 24VDC
=V1WC4/11.4	=V1WC4+V1UC11-TA2_I	Monitoring 24VDC
=V1WC4/1.0	=V1WC4+V1UC11-FC11_I	Monitoring 24VDC
=V1WC4/11.0	=V1WC4+V1UC11-FC12_I	Monitoring 24VDC
=V1WC2/41.7	I50.6	SPARE
=V1WC2/41.8	I50.7	SPARE
=V1WC2/41.2	I51.0	SPARE
=V1WC2/41.3	I51.1	SPARE
=V1WC2/41.4	I51.2	SPARE
=V1WC2/41.4	I51.3	SPARE
=V1WC2/41.5	I51.4	SPARE
=V1WC2/41.6	I51.5	SPARE
=V1WC2/41.7	I51.6	SPARE
=V1WC2/41.8	I51.7	SPARE

6ES7131-6BH01-0BA0

-KF11.12
/4.3

ET 200SP SIEMENS
DI 16x24 VDC ST

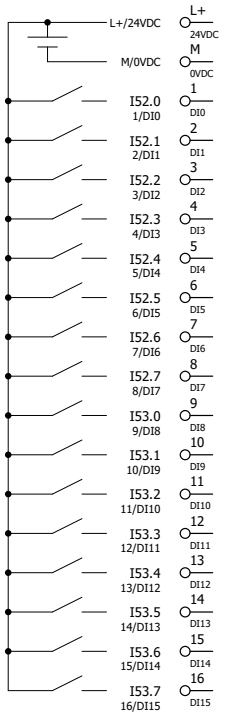

/4.3		
/4.4		
=V1WC2/42.2	=V1WR1-FC1	Monitoring 480 VAC
=V1WC2/42.3	=V1AR21-FC1	Monitoring 480 VAC
=V1WC2/42.4	=V1AR22-FC1	Monitoring 480 VAC
=V1WC2/42.4	=V1AR23-FC1	Monitoring 480 VAC
=V1WC2/42.5	=V1AR24-FC1	Monitoring 480 VAC
=V1WC2/42.6	SPARE	Monitoring 480 VAC
=V1WC2/42.7	SPARE	Monitoring 480 VAC
=V1WC2/42.8	SPARE	Monitoring 480 VAC
=V1WC2/42.2	SPARE	Monitoring 480 VAC
=V1WC2/42.3	SPARE	Monitoring 480 VAC
=V1WC2/42.4	SPARE	Monitoring 480 VAC
=V1WC2/42.4	SPARE	Monitoring 480 VAC
=V1WC2/42.5	SPARE	Monitoring 480 VAC
=V1WC2/42.6	SPARE	Monitoring 480 VAC
=V1WC2/42.7	SPARE	Monitoring 480 VAC
=V1WC2/42.8	SPARE	Monitoring 480 VAC

6ES7131-6BH01-0BA0

-KF11.13
/4.5

ET 200SP SIEMENS
DI 16x24 VDC ST

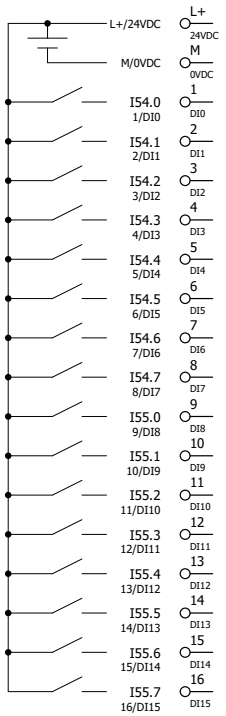

/4.6		
/4.7		
=V1WC2/43.2	I54.0	SPARE
=V1WC2/43.3	I54.1	SPARE
=V1WC2/43.4	I54.2	SPARE
=V1WC2/43.4	I54.3	SPARE
=V1WC2/43.5	I54.4	SPARE
=V1WC2/43.6	I54.5	SPARE
=V1WC2/43.7	I54.6	SPARE
=V1WC2/43.8	I54.7	SPARE
=V1WC3/4.2	=V1WC3+V1UC11-FC2	Monitoring 120 VAC
=V1WC3/4.3	=V1WC3+V1UC11-FC3	Monitoring 120 VAC
=V1WC3/4.4	=V1WC3+V1UC11-FC4	Monitoring 120 VAC
=V1WC3/4.4	=V1WC3+V1UC11-FC6	Monitoring 120 VAC
=V1WC3/4.5	=V1WC3+V1UC11-FC7	Monitoring 120 VAC
=V1WC3/4.6	=V1WC3+V1UC11-FC8	Monitoring 120 VAC
=V1WC3/4.7	=V1WC3+V1UC11-FC9	Monitoring 120 VAC
=V1WC3/4.8	I55.7	SPARE

6ES7131-6BH01-0BA0

-KF11.14
/5.0

ET 200SP SIEMENS
DI 16x24 VDC ST

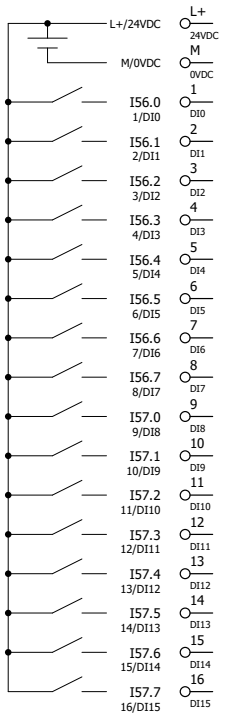

/5.1		
/5.2		
=V1FQ1/1.8	-KF11.51RQ	Monitoring Safety contactors 11.1L+
=V1FQ1/2.8	-KF11.52RQ	Monitoring Safety contactors 12.1L+
=V1FQ1/3.8	-KF11.53RQ	Monitoring Safety contactors 13.1L+
=V1FQ1/4.8	-KF11.54RQ	Monitoring Safety contactors 14.1L+
=V1SF0SF1+.UC71/1.1	=V1SF1+V1UC71-SF1.1	Operator Run Button 1
=V1SF0SF2+.UC72/1.1	=V1SF1+V1UC72-SF1.1	Operator Run Button 2
=KH0+KH0/1.6	=KH0-BP1_I	Monitoring Main AIR On
=KH0+KH0/2.6	=KH0-BP2_I	Monitoring Turntable AIR On
=KH3+KH3/1.6	=KH3-BF1_I	Monitoring Main Water Filter Dirty
=KH3+KH3/2.6	=KH3-BF2_I	Monitoring Main Water On
	I57.2	SPARE
	I57.3	SPARE
	I57.4	SPARE
	I57.5	SPARE
	I57.6	SPARE
	I57.7	SPARE

6ES7131-6BH01-0BA0

-KF11.21
/7.1
16 DO 24VDC

ET 200SP SIEMENS
DQ 16x24 VDC/0,5A ST

L+/24VDC	L+ 24VDC	/7.1		
M/0VDC	M 0VDC	/7.2		
Q50.0 1/DQ0	1 DQ0	=V1PZ1PF1+.UC61/1.3	=V1PZ1+UC61-PF1_1	Indication column Blue
Q50.1 2/DQ1	2 DQ1	=V1PZ1PF1+.UC61/1.4	=V1PZ1+UC61-PF1_2	Indication column Green
Q50.2 3/DQ2	3 DQ2	=V1PZ1PF1+.UC61/1.4	=V1PZ1+UC61-PF1_3	Indication column Yellow
Q50.3 4/DQ3	4 DQ3	=V1PZ1PF1+.UC61/1.5	=V1PZ1+UC61-PF1_4	Indication column Red
Q50.4 5/DQ4	5 DQ4	=V1PZ1PF1+.UC61/1.6	=V1PZ1+UC61-PF1_5	Indication column Siren
Q50.5 6/DQ5	6 DQ5	=V1PZ1PF2+.UC62/1.3	=V1PZ1+UC62-PF1_1	Indication column Blue
Q50.6 7/DQ6	7 DQ6	=V1PZ1PF2+.UC62/1.4	=V1PZ1+UC62-PF1_2	Indication column Green
Q50.7 8/DQ7	8 DQ7	=V1PZ1PF2+.UC62/1.4	=V1PZ1+UC62-PF1_3	Indication column Yellow
Q51.0 9/DQ8	9 DQ8	=V1PZ1PF2+.UC62/1.5	=V1PZ1+UC62-PF1_4	Indication column Red
Q51.1 10/DQ9	10 DQ9	=V1PZ1PF2+.UC62/1.6	=V1PZ1+UC62-PF1_5	Indication column Siren
Q51.2 11/DQ10	11 DQ10			
Q51.3 12/DQ11	12 DQ11			
Q51.4 13/DQ12	13 DQ12			
Q51.5 14/DQ13	14 DQ13			
Q51.6 15/DQ14	15 DQ14			
Q51.7 16/DQ15	16 DQ15			

6ES7132-6BH01-0BA0

-KF11.31
/6.0

ET 200SP SIEMENS
F-DI 8x24VDC HF

	L+ 24VDC	/6.1		
	M 0VDC	/6.2		
I5050.0	1 DI0	=V1SF0SF1+.UC71/1.5	=V1SF1+V1UC71-SF1.4	Operator Emergency Stop 1 Ch1
	9 VS0	=V1SF0SF1+.UC71/1.5		
I5050.1	2 DI1	=V1SF0SF2+.UC72/1.5	=V1SF1+V1UC72-SF1.4	Operator Emergency Stop 2 Ch1
	10 VS1	=V1SF0SF2+.UC72/1.5		
I5050.2	3 DI2	=V1FQ1+.FQ1/20.3	=V1WR1FQ1-BR11.1	Light Curtains 1 Ch1
	11 VS2	=V1FQ1+.FQ1/20.3		
I5050.3	4 DI3	=V1FQ1+.FQ1/21.3	=V1WR1FQ1-BR13.1	Light Curtains 2 Ch1
	12 VS3	=V1FQ1+.FQ1/21.3		
I5050.4	5 DI4	=V1SF0SF1+.UC71/1.6	=V1SF1+V1UC71-SF1.6	Operator Emergency Stop 1 Ch2
	13 VS4	=V1SF0SF1+.UC71/1.6		
I5050.5	6 DI5	=V1SF0SF2+.UC72/1.6	=V1SF1+V1UC72-SF1.6	Operator Emergency Stop 2 Ch2
	14 VS5	=V1SF0SF2+.UC72/1.6		
I5050.6	7 DI6	=V1FQ1+.FQ1/20.4	=V1WR1FQ1-BR11.2	Light Curtains 1 Ch2
	15 VS6	=V1FQ1+.FQ1/20.5		
I5050.7	8 DI7	=V1FQ1+.FQ1/21.4	=V1WR1FQ1-BR13.2	Light Curtains 2 Ch2
	16 VS7	=V1FQ1+.FQ1/21.5		

6ES7136-6BA00-0CA0

			Date	7/7/2022	Volvo Trucks North America	Valiant TMS	ET200S F-DI Overview KF11.31	Drawing name: =2V11&EFS-EL		= V1KF1	
			Ed.	KMAFFRE						+ V1UC11	
			Appr		P6700 Bodyside Sub - Robot Cell 2V11			Document type: EFS	Project nr: 22-16149		Page 14
Modification	Date	Name	Original		Replacement of / Replaced by	Scale 1:1					804

-KF11.32
/6.3

ET 200SP SIEMENS
F-DI 8x24VDC HF

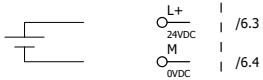

	L+ 24VDC	/6.3			
	M 0VDC	/6.4			
I5056.0	1 DI0		I5056.0	Spare	
	9 VS0				
I5056.1	2 DI1		I5056.1	Spare	
	10 VS1				
I5056.2	3 DI2		I5056.2	Spare	
	11 VS2				
I5056.3	4 DI3		I5056.3	Spare	
	12 VS3				
I5056.4	5 DI4		I5056.4	Spare	
	13 VS4				
I5056.5	6 DI5		I5056.5	Spare	
	14 VS5				
I5056.6	7 DI6		I5056.6	Spare	
	15 VS6				
I5056.7	8 DI7		I5056.7	Spare	
	16 VS7				

6ES7136-6BA00-0CA0

-KF11.41
/8.0

ET 200SP SIEMENS
F-DQ 4X24VDC/2A PM HF

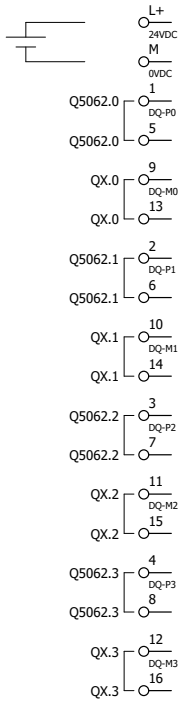

/8.1		
/8.2		
=V1FQ1/1.1	-KF11.51	Switched Power 1 11.1L+
=V1FQ1/1.1		
=V1FQ1/2.1	-KF11.52	Switched Power 2 12.1L+
=V1FQ1/2.1		
=V1FQ1/3.1	-KF11.53	Switched Power 3 13.1L+
=V1FQ1/3.1		
=V1FQ1/4.1	-KF11.54	Switched Power 4 14.1L+
=V1FQ1/4.1		

6ES7136-6DB00-0CA0 + BU15-P16+A0+2B

-KF11.42
/8.5

ET 200SP SIEMENS
F-DQ 4X24VDC/2A PM HF

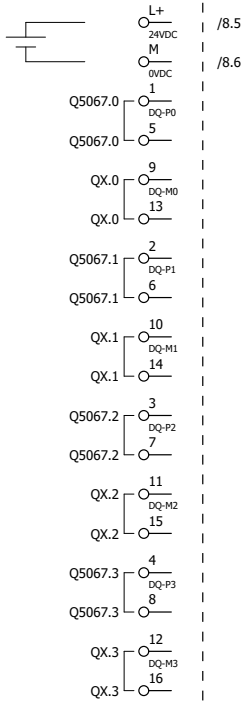

Q5067.0	Spare
Q5067.1	Spare
Q5067.2	Spare
Q5067.3	Spare

6ES7136-6DB00-0CA0 + BU15-P16+A0+2B

-KF11.51
=V1FQ1/1.2
=V1WC4/12.1

ET 200SP SIEMENS
F-RQ 1x24VDC/24..230VAC/5A

1 RQ01+	=V1WC4/12.2	11L+
2 RQ01-	=V1WC4/12.2	11.1L+
3 RQ02+	=V1WC4/12.3	11L+
4 RQ02-	=V1WC4/12.4	11.1L+
9 IN P	=V1FQ1/1.3	Switched Power 1 11.1L+P
10 OUT P	=V1FQ1/1.4	SPARE
11 IN M	=V1FQ1/1.4	Switched Power 1 11.1L+M
12 OUT M	=V1FQ1/1.5	SPARE
1A AUX		
2A AUX		
3A AUX		
4A AUX		

6ES7136-6RA00-0BF0 + BU20-P8+A4+0B

			Date	7/7/2022	Volvo Trucks North America	Valiant TMS	ET200S F-RQ Overview KF11.51	Drawing name: =2V11&EFS-EL		= V1KF1	
			Ed.	KMAFFRE	P6700 Bodyside Sub - Robot Cell 2V11					+ V1UC11	
			Appr			Scale 1:1		Document type: EFS	Project nr: 22-16149		Page 18 / 804
Modification	Date	Name	Original		Replacement of	Replaced by					

-KF11.52
=V1FQ1/2.2
=V1WC4/13.1

ET 200SP SIEMENS
F-RQ 1x24VDC/24..230VAC/5A

1 RQ01+	=V1WC4/13.2	12L+
2 RQ01-	=V1WC4/13.2	12.1L+
3 RQ02+	=V1WC4/13.3	12L+
4 RQ02-	=V1WC4/13.4	12.1L+
9 IN P	=V1FQ1/2.3	Switched Power 2 12.1L+P
10 OUT P	=V1FQ1/2.4	SPARE
11 IN M	=V1FQ1/2.4	Switched Power 2 12.1L+M
12 OUT M	=V1FQ1/2.5	SPARE
1A AUX		
2A AUX		
3A AUX		
4A AUX		

6ES7136-6RA00-0BF0 + BU20-P8+A4+0B

			Date	7/7/2022	Volvo Trucks North America	Valiant TMS	ET200S F-RQ Overview KF11.52	Drawing name: =2V11&EFS-EL		= V1KF1	
			Ed.	KMAFFRE						+ V1UC11	
			Appr		P6700 Bodyside Sub - Robot Cell 2V11			Document type: EFS	Project nr: 22-16149		Page 19
Modification	Date	Name	Original		Replacement of / Replaced by	Scale 1:1					804

-KF11.53
=V1FQ1/3.2
=V1WC4/14.1

ET 200SP SIEMENS
F-RQ 1x24VDC/24..230VAC/5A

1 RQ01+	=V1WC4/14.2	13L+
2 RQ01-	=V1WC4/14.2	13.1L+
3 RQ02+	=V1WC4/14.3	13L+
4 RQ02-	=V1WC4/14.4	13.1L+
9 IN P	=V1FQ1/3.3	Switched Power 3 13.1L+P
10 OUT P	=V1FQ1/3.4	SPARE
11 IN M	=V1FQ1/3.4	Switched Power 3 13.1L+M
12 OUT M	=V1FQ1/3.5	SPARE
1A AUX		
2A AUX		
3A AUX		
4A AUX		

6ES7136-6RA00-0BF0 + BU20-P8+A4+0B

			Date	7/7/2022	Volvo Trucks North America	Valiant TMS	ET200S F-RQ Overview KF11.53	Drawing name: =2V11&EFS-EL		= V1KF1	
			Ed.	KMAFFRE						+ V1UC11	
			Appr		P6700 Bodyside Sub - Robot Cell 2V11			Document type: EFS	Project nr: 22-16149		Page 20
Modification	Date	Name	Original		Replacement of / Replaced by	Scale 1:1					804

-KF11.54
=V1FQ1/4.2
=V1WC4/15.1

ET 200SP SIEMENS
F-RQ 1x24VDC/24..230VAC/5A

1 RQ01+	=V1WC4/15.2	14L+
2 RQ01-	=V1WC4/15.2	14.1L+
3 RQ02+	=V1WC4/15.3	14L+
4 RQ02-	=V1WC4/15.4	14.1L+
9 IN P	=V1FQ1/4.3	Switched Power 4 14.1L+P
10 OUT P	=V1FQ1/4.4	SPARE
11 IN M	=V1FQ1/4.4	Switched Power 4 14.1L+M
12 OUT M	=V1FQ1/4.5	SPARE
1A AUX		
2A AUX		
3A AUX		
4A AUX		

6ES7136-6RA00-0BF0 + BU20-P8+A4+0B

			Date	7/7/2022	Volvo Trucks North America	Valiant TMS	ET200S F-RQ Overview KF11.54	Drawing name: =2V11&EFS-EL		= V1KF1	
			Ed.	KMAFFRE	P6700 Bodyside Sub - Robot Cell 2V11					+ V1UC11	
			Appr			Scale 1:1		Document type: EFS	Project nr: 22-16149		Page 21 / 804
Modification	Date	Name	Original		Replacement of / Replaced by						

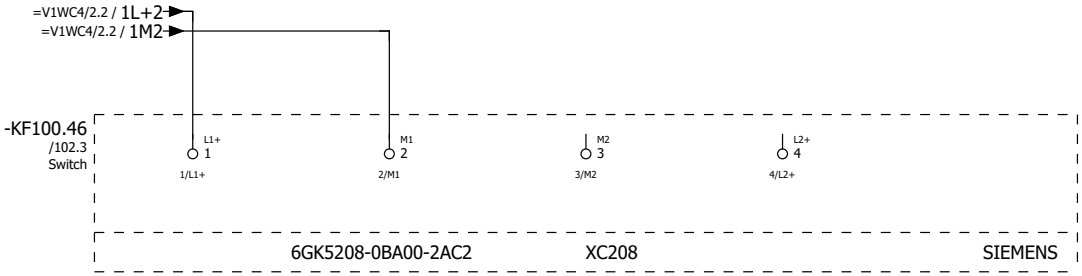

			Date	9/6/2022	Volvo Trucks North America		Valiant TMS	Switch, Scalance XC208	Drawing name: =2V11&EFS-EL	= V1KF1	
			Ed.	MKLEPADLO	P6700 Bodyside Sub - Robot Cell 2V11					+ V1UC46	
			Appr						Document type: EFS	Project nr: 22-16149	Page 101 / 804
Modification	Date	Name	Original		Replacement of	Replaced by	Scale 1:1				

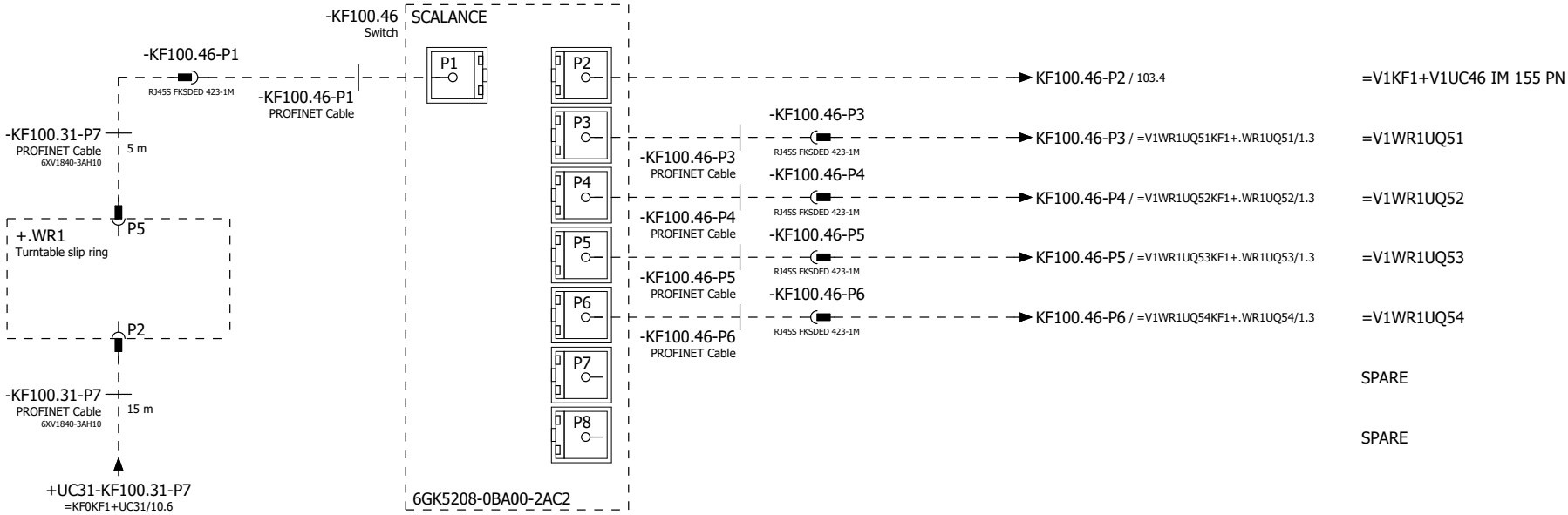
-KF100.46
Switch
SCALANCE
-KF100.46-P1
RJ45S FKSDED 423-1M
-KF100.46-P1
PROFINET Cable
P1
P2
P3
P4
P5
P6
P7
P8
KF100.46-P2 / 103.4
=V1KF1+V1UC46 IM 155 PN
-KF100.46-P3
RJ45S FKSDED 423-1M
KF100.46-P3 / =V1WR1UQ51KF1+.WR1UQ51/1.3
=V1WR1UQ51
-KF100.46-P3
PROFINET Cable
-KF100.46-P4
RJ45S FKSDED 423-1M
KF100.46-P4 / =V1WR1UQ52KF1+.WR1UQ52/1.3
=V1WR1UQ52
-KF100.46-P4
PROFINET Cable
-KF100.46-P5
RJ45S FKSDED 423-1M
KF100.46-P5 / =V1WR1UQ53KF1+.WR1UQ53/1.3
=V1WR1UQ53
-KF100.46-P5
PROFINET Cable
-KF100.46-P6
RJ45S FKSDED 423-1M
KF100.46-P6 / =V1WR1UQ54KF1+.WR1UQ54/1.3
=V1WR1UQ54
-KF100.46-P6
PROFINET Cable
SPARE
SPARE
-KF100.31-P7
PROFINET Cable
6XV1840-3AH10
5 m
+.WR1
Turntable slip ring
P5
P2
-KF100.31-P7
PROFINET Cable
6XV1840-3AH10
15 m
+UC31-KF100.31-P7
=KF0KF1+UC31/10.6
6GK5208-0BA00-2AC2



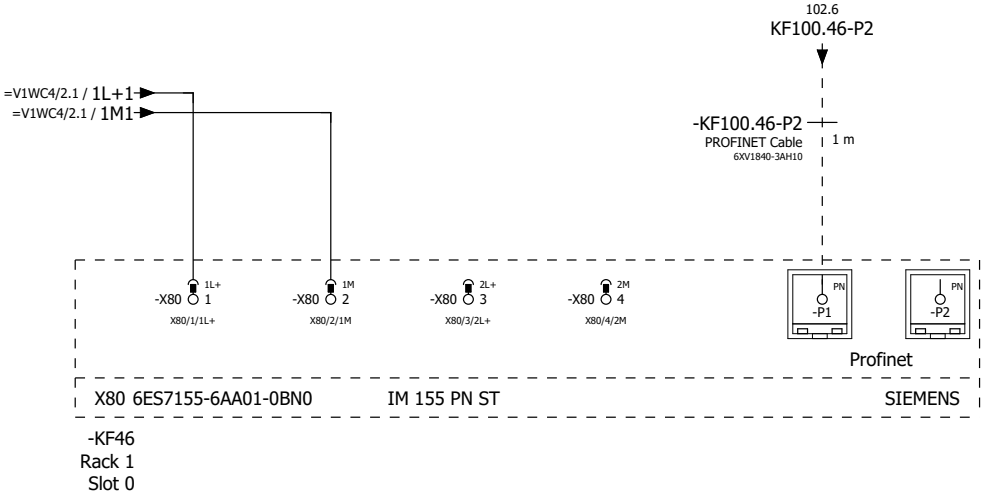

102

104

			Date	9/6/2022	Volvo Trucks North America		Valiant TMS	IM 155 PN	Drawing name: =2V11&EFS-EL	= V1KF1	
			Ed.	MKLEPADLO						+ V1UC46	
			Appr		P6700 Bodyside Sub - Robot Cell 2V11				Document type: EFS	Project nr: 22-16149	Page 103
Modification	Date	Name	Original		Replacement of	Replaced by	Scale 1:1				804

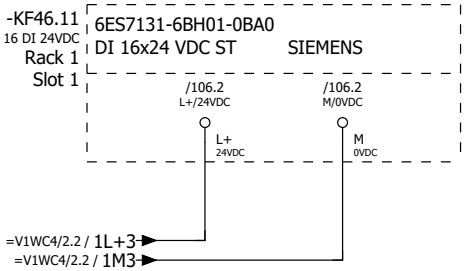
-KF46.11
16 DI 24VDC
Rack 1
Slot 1
6ES7131-6BH01-0BA0
DI 16x24 VDC ST
SIEMENS
/106.2
L+/24VDC
/106.2
M/0VDC
L+
24VDC
M
0VDC
=V1WC4/2.2 / 1L+3
=V1WC4/2.2 / 1M3

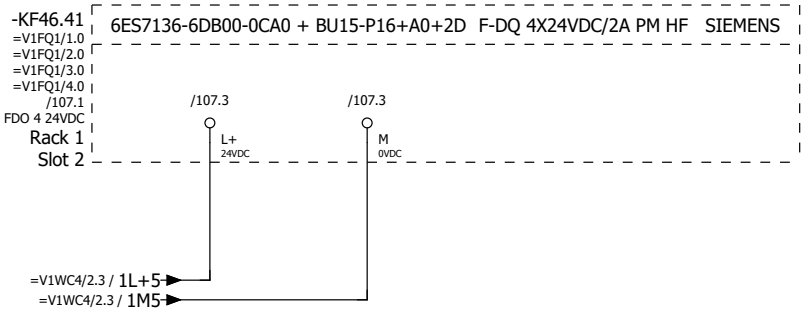

			Date	9/6/2022	Volvo Trucks North America	Valiant TMS	ET200S Wiring F-DQ	Drawing name: =2V11&EFS-EL		= V1KF1	
			Ed.	MKLEPADLO						+ V1UC46	
			Appr		P6700 Bodyside Sub - Robot Cell 2V11			Document type: EFS	Project nr: 22-16149		Page 105
Modification	Date	Name	Original		Replacement of / Replaced by	Scale 1:1					804

-KF46.11
/104.1

ET 200SP SIEMENS
DI 16x24 VDC ST

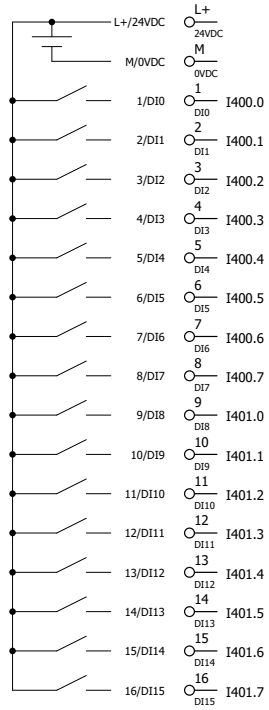

/104.1			
/104.2			
=V1FQ1/1.8	=KF46.51RQ	Monitoring Safety Power 2.1L+
=V1FQ1/2.8	=KF46.52RQ	Monitoring Safety Power 2.2L+
=V1FQ1/3.8	=KF46.53RQ	Monitoring Safety Power 3.1L+
=V1FQ1/4.8	=KF46.54RQ	Monitoring Safety Power 3.2L+
	I400.4	Spare
	I400.5	Spare
	I400.6	Spare
	I400.7	Spare
	I401.0	Spare
	I401.1	Spare
=V1WC3/2.2	=V1WC3+V1UC46-FC1	Monitoring 120 VAC
=V1WC4/1.5	=V1WC4+V1UC46-TA1_I	Monitoring 24 VDC
=V1WC4/1.3	=V1WC4+V1UC46-FC11_I	Monitoring 24 VDC
	I401.5	Spare
	I401.6	Spare
	I401.7	Spare

6ES7131-6BH01-0BA0

-KF46.41
/105.0

ET 200SP SIEMENS
F-DQ 4X24VDC/2A PM HF



		/105.1		
		/105.2		
Q5400.0 1	=V1FQ1/1.1	-KF46.51	Tooling plate UQ51 motion power enable
Q5400.0 5			
QX.0 9	=V1FQ1/1.1		
QX.0 13			
Q5400.1 2	=V1FQ1/2.1	-KF46.52	Tooling plate UQ52 motion power enable
Q5400.1 6			
QX.1 10	=V1FQ1/2.1		
QX.1 14			
Q5400.2 3	=V1FQ1/3.1	-KF46.53	Tooling plate UQ53 motion power enable
Q5400.2 7			
QX.2 11	=V1FQ1/3.1		
QX.2 15			
Q5400.3 4	=V1FQ1/4.1	-KF46.54	Tooling plate UQ54 motion power enable
Q5400.3 8			
QX.3 12	=V1FQ1/4.1		
QX.3 16			

6ES7136-6DB00-0CA0 + BU15-P16+A0+2D

-KF46.51
=V1FQ1/1.2
=V1WC4/3.1

ET 200SP SIEMENS
F-RQ 1x24VDC/24..230VAC/5A

1 RQ01+	=V1WC4/3.2	2L+
2 RQ01-	=V1WC4/3.2	2.1L+
3 RQ02+	=V1WC4/3.3	2L+
4 RQ02-	=V1WC4/3.4	2.1L+
9 IN P	=V1FQ1/1.3	UQ51 motion power enable
10 OUT M	=V1FQ1/1.4	Spare
11 IN P	=V1FQ1/1.4	UQ51 motion power enable
12 OUT M	=V1FQ1/1.5	Spare
1A AUX		
2A AUX		
3A AUX		
4A AUX		

6ES7136-6RA00-0BF0 + BU20-P8+A4+0B

			Date	7/7/2022	Volvo Trucks North America	Valiant TMS	ET200S F-RQ Overview KF46.51	Drawing name: =2V11&EFS-EL		= V1KF1	
			Ed.	KMAFFRE						+ V1UC46	
			Appr		P6700 Bodyside Sub - Robot Cell 2V11			Document type: EFS	Project nr: 22-16149		Page 108
Modification	Date	Name	Original		Replacement of / Replaced by	Scale 1:1					804

-KF46.52
=V1FQ1/2.2
=V1WC4/4.1

ET 200SP SIEMENS
F-RQ 1x24VDC/24..230VAC/5A

1 RQ01+	=V1WC4/4.2	2L+
2 RQ01-	=V1WC4/4.2	2.2L+
3 RQ02+	=V1WC4/4.3	2L+
4 RQ02-	=V1WC4/4.4	2.2L+
9 IN P	=V1FQ1/2.3	UQ52 motion power enable
10 OUT M	=V1FQ1/2.4	Spare
11 IN P	=V1FQ1/2.4	UQ52 motion power enable
12 OUT M	=V1FQ1/2.5	Spare
1A AUX		
2A AUX		
3A AUX		
4A AUX		

6ES7136-6RA00-0BF0 + BU20-P8+A4+0B

			Date	7/7/2022	Volvo Trucks North America		Valiant TMS	ET200S F-RQ Overview KF46.52	Drawing name: =2V11&EFS-EL	= V1KF1	
			Ed.	KMAFFRE						+ V1UC46	
			Appr		P6700 Bodyside Sub - Robot Cell 2V11				Document type: EFS	Project nr: 22-16149	Page 109
Modification	Date	Name	Original		Replacement of	Replaced by	Scale 1:1				804

-KF46.53
=V1FQ1/3.2
=V1WC4/5.1

ET 200SP SIEMENS
F-RQ 1x24VDC/24..230VAC/5A

1 RQ01+	=V1WC4/5.2	3L+
2 RQ01-	=V1WC4/5.2	3.1L+
3 RQ02+	=V1WC4/5.3	3L+
4 RQ02-	=V1WC4/5.4	3.1L+
9 IN P	=V1FQ1/3.3	UQ53 motion power enable
10 OUT M	=V1FQ1/3.4	Spare
11 IN P	=V1FQ1/3.4	UQ53 motion power enable
12 OUT M	=V1FQ1/3.5	Spare
1A AUX		
2A AUX		
3A AUX		
4A AUX		

6ES7136-6RA00-0BF0 + BU20-P8+A4+0B

			Date	7/7/2022	Volvo Trucks North America	Valiant TMS	ET200S F-RQ Overview KF46.53	Drawing name: =2V11&EFS-EL		= V1KF1	
			Ed.	KMAFFRE						+ V1UC46	
			Appr		P6700 Bodyside Sub - Robot Cell 2V11			Document type: EFS	Project nr: 22-16149		Page 110
Modification	Date	Name	Original		Replacement of / Replaced by	Scale 1:1					804

-KF46.54
=V1FQ1/4.2
=V1WC4/6.1

ET 200SP SIEMENS
F-RQ 1x24VDC/24..230VAC/5A

1 RQ01+	=V1WC4/6.2	3L+
2 RQ01-	=V1WC4/6.2	3.2L+
3 RQ02+	=V1WC4/6.3	3L+
4 RQ02-	=V1WC4/6.4	3.2L+
9 IN P	=V1FQ1/4.3	UQ54 motion power enable
10 OUT M	=V1FQ1/4.4	Spare
11 IN P	=V1FQ1/4.4	UQ54 motion power enable
12 OUT M	=V1FQ1/4.5	Spare
1A AUX		
2A AUX		
3A AUX		
4A AUX		

6ES7136-6RA00-0BF0 + BU20-P8+A4+0B

			Date	7/7/2022	Volvo Trucks North America	Valiant TMS	ET200S F-RQ Overview KF46.54	Drawing name: =2V11&EFS-EL		= V1KF1	
			Ed.	KMAFFRE						+ V1UC46	
			Appr		P6700 Bodyside Sub - Robot Cell 2V11			Document type: EFS	Project nr: 22-16149		Page 111
Modification	Date	Name	Original		Replacement of / Replaced by	Scale 1:1					804

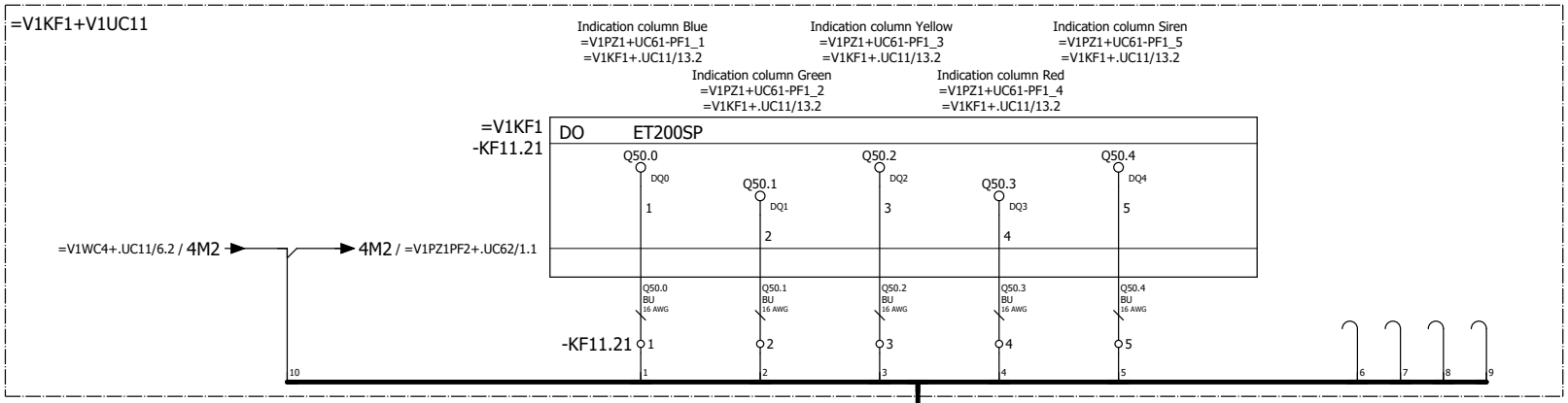

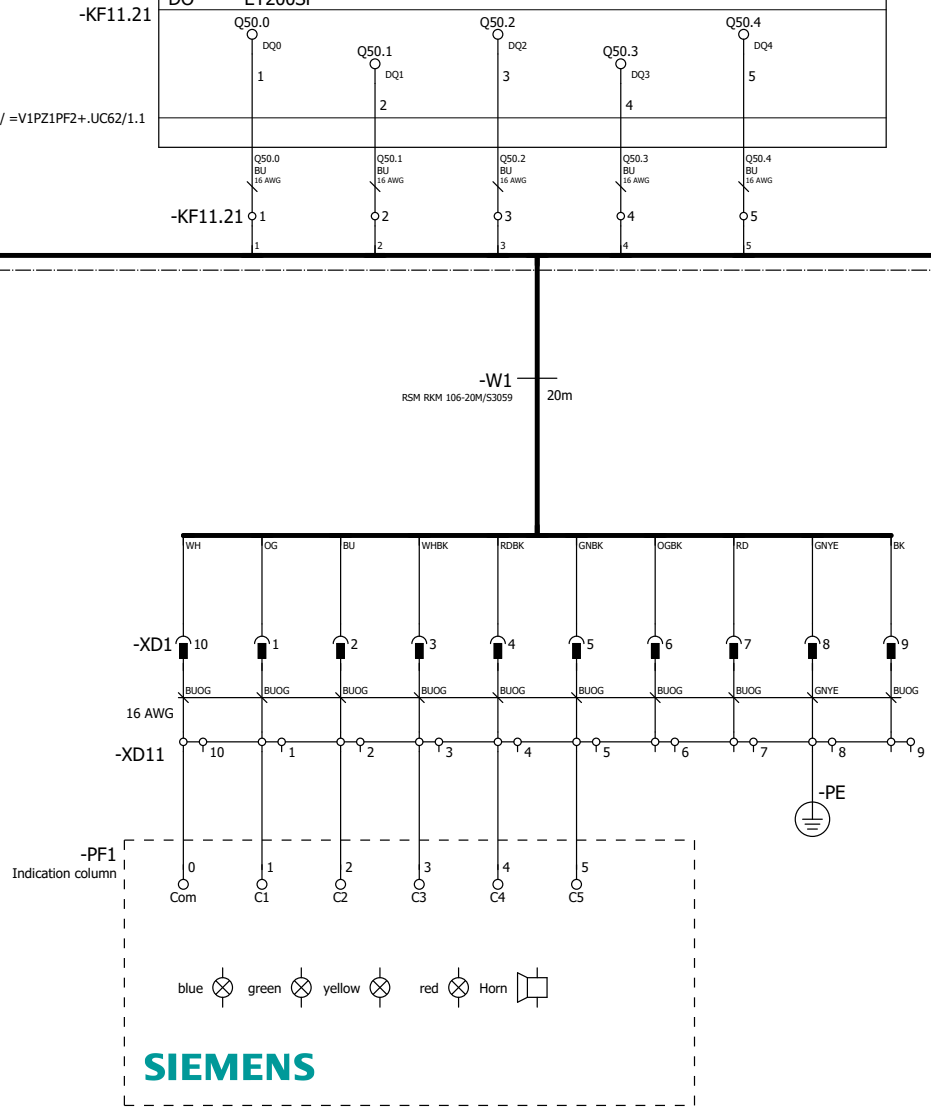

POWER IN / POWER OUT

Pin 1: Signal 1
Pin 2: Signal 2
Pin 3: Signal 3
Pin 4: Signal 4
Pin 5: Signal 5
Pin 6: Signal 6
Pin 7: Signal 7
Pin 8: FE
Pin 9: Signal 8
Pin 10: 0 V

Pin #	WIRE	COLOR
Pin 1	C1	BUOG
Pin 2	C2	BUOG
Pin 3	C3	BUOG
Pin 4	C4	BUOG
Pin 5	C5	BUOG
Pin 6	SPARE	BUOG
Pin 7	SPARE	BUOG
Pin 8	PE	GNYE
Pin 9	SPARE	BUOG
Pin 10	COM	BUOG

=V1KF1+.UC46/111

=V1PZ1PF2+.UC62/1

			Date	9/15/2022	Volvo Trucks North America	Valiant TMS	Indication column	Drawing name: =2V11&EFS-EL	= V1PZ1PF1		
			Ed.	KMAFFRE					+ V1UC61		
			Appr		P6700 Bodyside Sub - Robot Cell 2V11			Document type: EFS	Project nr: 22-16149	Page	1
Modification	Date	Name	Original		Replacement of / Replaced by	Scale 1:1					804

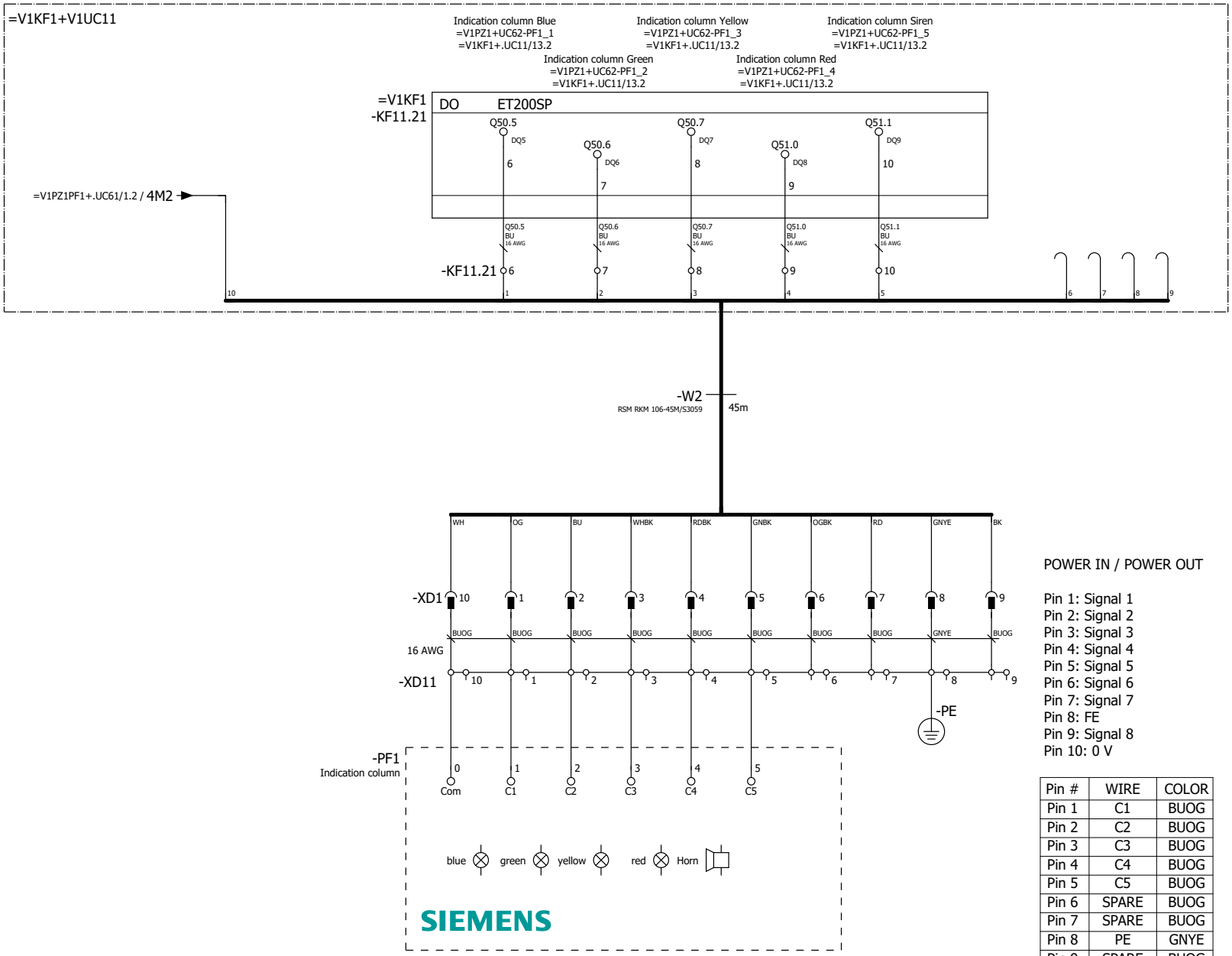

POWER IN / POWER OUT

Pin 1: Signal 1
Pin 2: Signal 2
Pin 3: Signal 3
Pin 4: Signal 4
Pin 5: Signal 5
Pin 6: Signal 6
Pin 7: Signal 7
Pin 8: FE
Pin 9: Signal 8
Pin 10: 0 V

Pin #	WIRE	COLOR
Pin 1	C1	BUOG
Pin 2	C2	BUOG
Pin 3	C3	BUOG
Pin 4	C4	BUOG
Pin 5	C5	BUOG
Pin 6	SPARE	BUOG
Pin 7	SPARE	BUOG
Pin 8	PE	GNYE
Pin 9	SPARE	BUOG
Pin 10	COM	BUOG

=V1PZ1PF1+.UC61/1

=V1SF0PG1+.UC51/1

			Date	9/6/2022	Volvo Trucks North America	Valiant TMS	Indication column	Drawing name: =2V11&EFS-EL	= V1PZ1PF2	
			Ed.	MKLEPADLO					+ V1UC62	
			Appr		P6700 Bodyside Sub - Robot Cell 2V11			Document type: EFS	Project nr: 22-16149	Page 1
Modification	Date	Name	Original		Replacement of / Replaced by	Scale 1:1				804

Pin #	WIRE	COLOR
Pin 1	N/C	BK
Pin 2	M	BU
Pin 3	PE	GNYE
Pin 4	L+	BN
Pin 5	N/C	WH

POWER IN / POWER OUT

Pin 1: 0 V UA
Pin 2: 0 V US
Pin 3: FE
Pin 4: +24 V US / 9 A
Pin 5: +24 V UA / 9 A

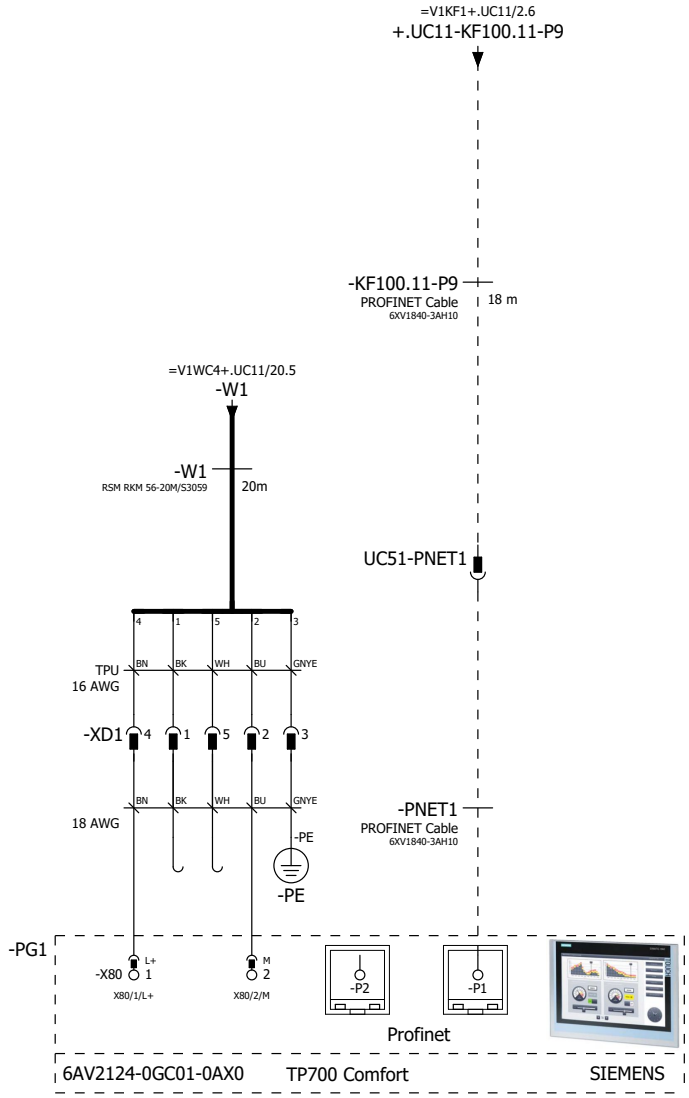

=V1PZ1PF2+.UC62/1

=V1SF0PG2+.UC52/1

			Date	10/31/2022	Volvo Trucks North America		Valiant TMS	TP700: S010 Display	Drawing name: =2V11&EFS-EL	= V1SF0PG1	
			Ed.	MKLEPADLO						+ V1UC51	
			Appr		P6700 Bodyside Sub - Robot Cell 2V11				Document type: EFS	Project nr: 22-16149	Page 1
Modification	Date	Name	Original		Replacement of	Replaced by	Scale 1:1				804

Pin #	WIRE	COLOR
Pin 1	N/C	BK
Pin 2	M	BU
Pin 3	PE	GNYE
Pin 4	L+	BN
Pin 5	N/C	WH

POWER IN / POWER OUT

Pin 1: 0 V UA
Pin 2: 0 V US
Pin 3: FE
Pin 4: +24 V US / 9 A
Pin 5: +24 V UA / 9 A

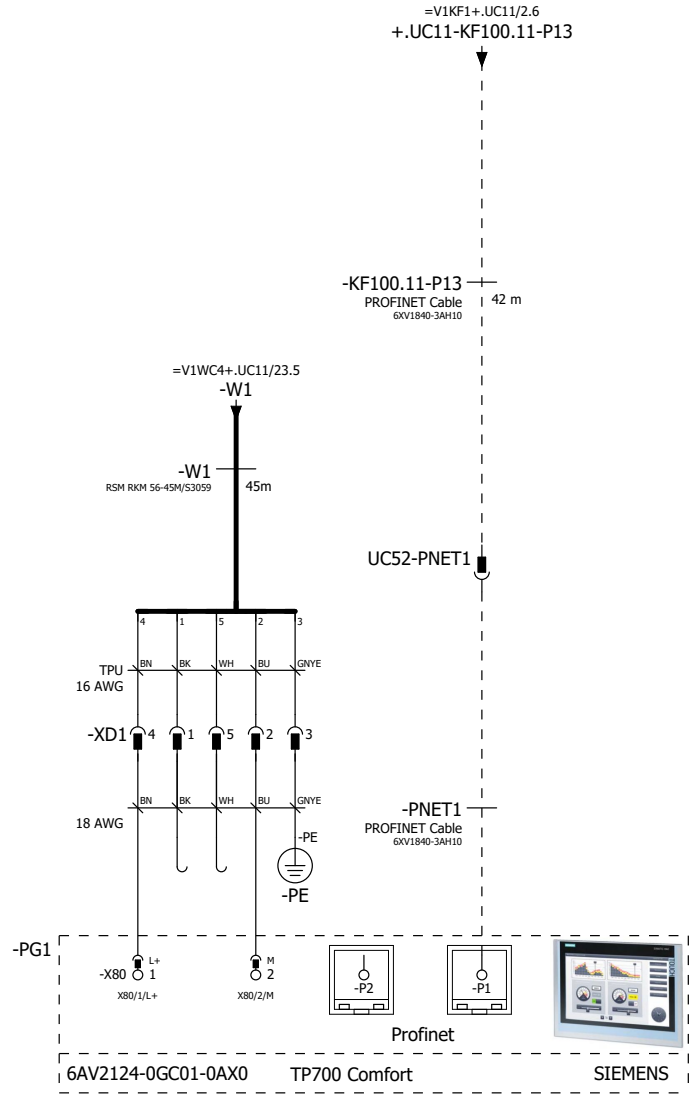

=V1SF0PG1+.UC51/1

=V1SF0SF1+.UC71/1

			Date	10/31/2022	Volvo Trucks North America	Valiant TMS	TP700: S010 Display	Drawing name: =2V11&EFS-EL		= V1SF0PG2	
			Ed.	MKLEPADLO						+ V1UC52	
			Appr		P6700 Bodyside Sub - Robot Cell 2V11			Document type: EFS	Project nr: 22-16149		Page 1
Modification	Date	Name	Original		Replacement of / Replaced by	Scale 1:1					804

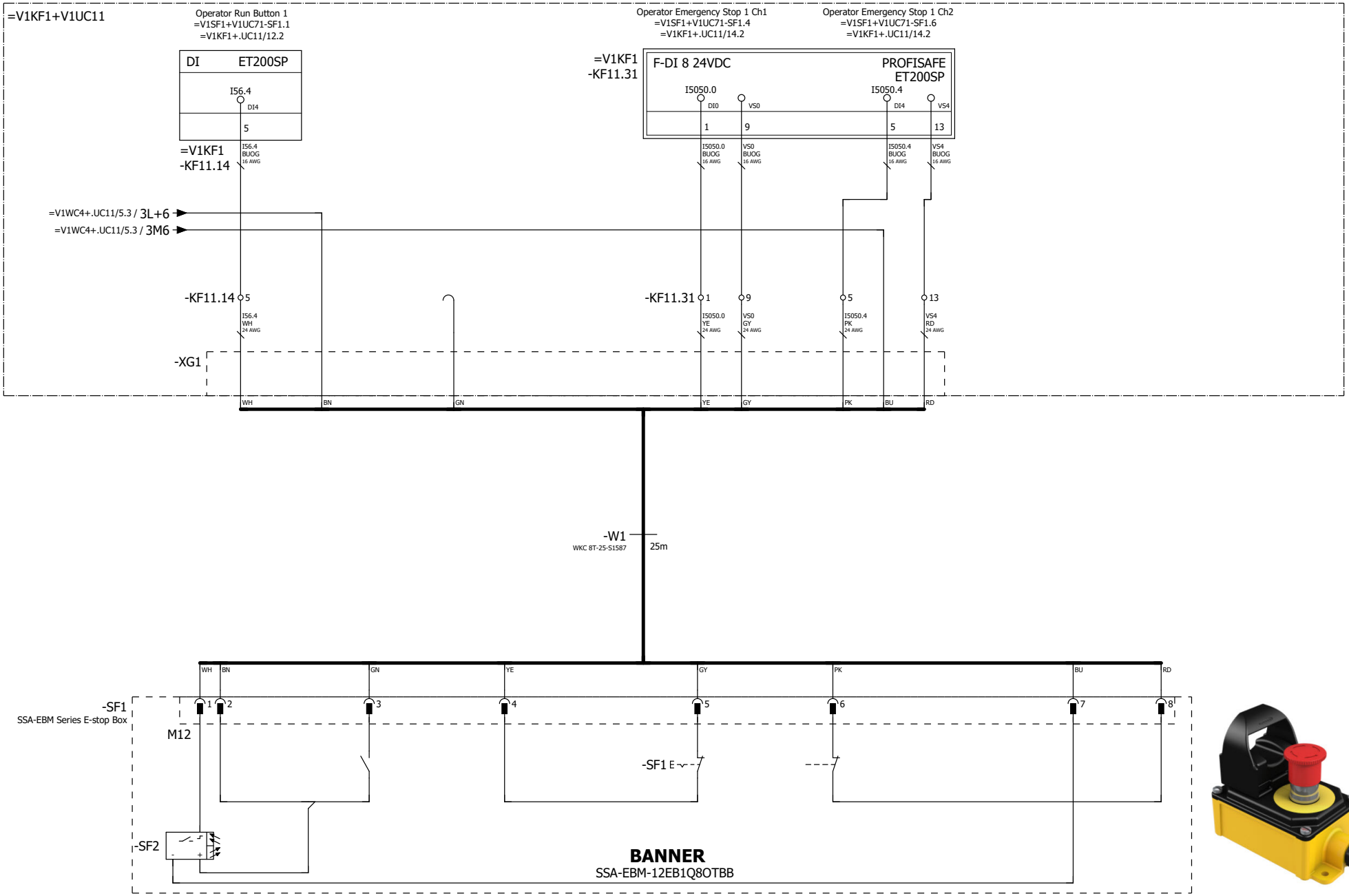

=V1SF0PG2+.UC52/1

=V1SF0SF2+.UC72/1

			Date	10/31/2022	Volvo Trucks North America		Valiant TMS	S010 Operating box RB	Drawing name: =2V11&EFS-EL	= V1SF0SF1	
			Ed.	MKLEPADLO						+ V1UC71	
			Appr		P6700 Bodyside Sub - Robot Cell 2V11				Document type: EFS	Project nr: 22-16149	Page 1
Modification	Date	Name	Original		Replacement of	Replaced by	Scale 1:1				804

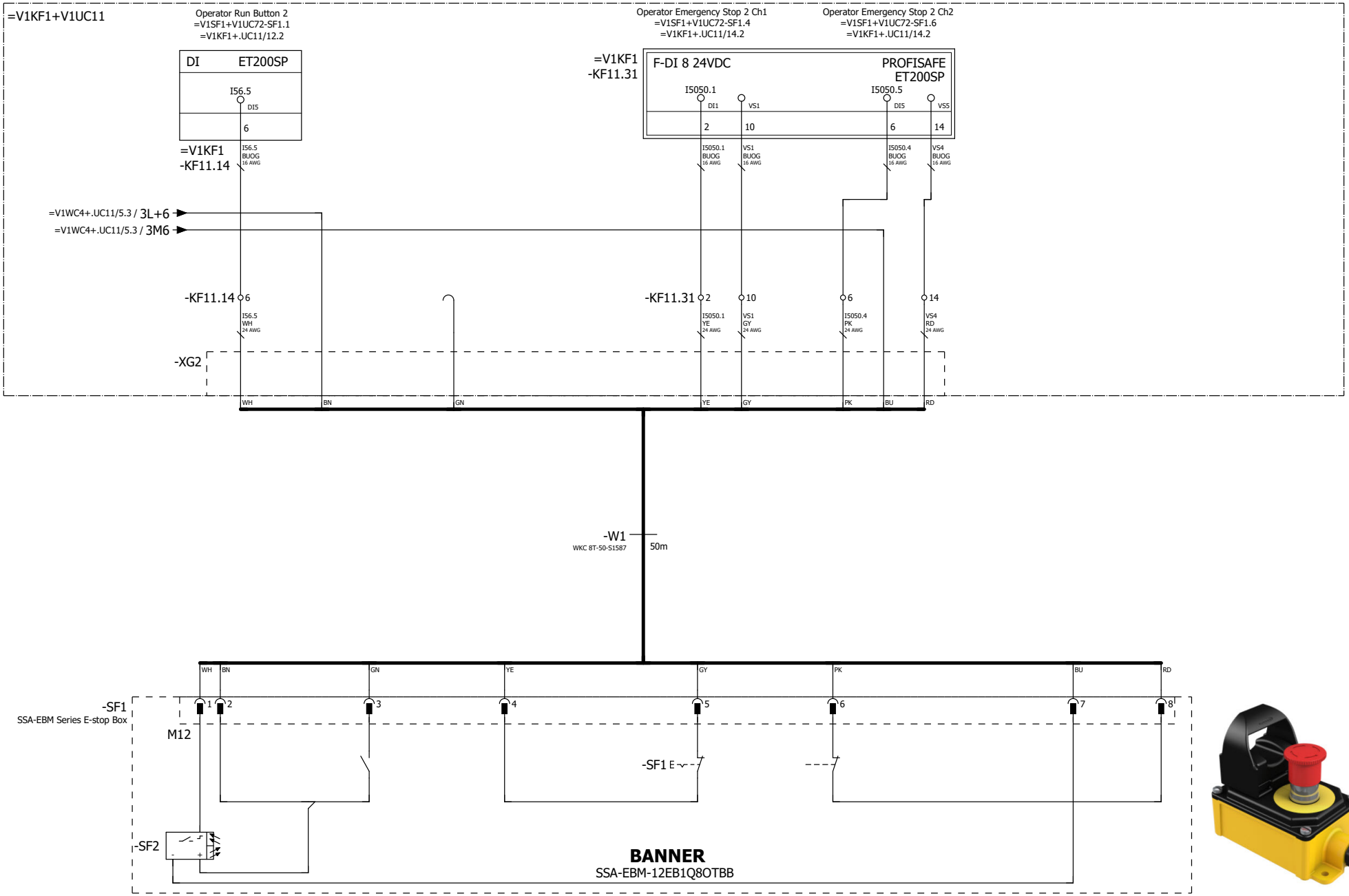

=V1SF0SF1+.UC71/1

=V1U10U01KF1+.U10U01/10

			Date	10/31/2022	Volvo Trucks North America	Valiant TMS	S010 Operating box RB	Drawing name: =2V11&EFS-EL		= V1SF0SF2	
			Ed.	MKLEPADLO						+ V1UC72	
			Appr		P6700 Bodyside Sub - Robot Cell 2V11			Document type: EFS	Project nr: 22-16149		Page 1
Modification	Date	Name	Original		Replacement of / Replaced by	Scale 1:1					804

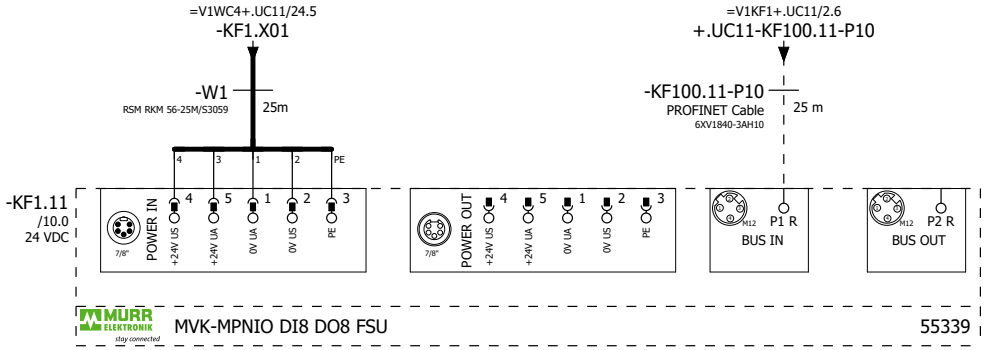



=V1SF0SF2+.UC72/1

=V1U10U01PF0/2

			Date	9/6/2022	Volvo Trucks North America	Valiant TMS	MURR MODULE 8 IN/ 8 OUT	Drawing name: =2V11&EFS-EL		= V1U10U01KF1	
			Ed.	MKLEPADLO	P6700 Bodyside Sub - Robot Cell 2V11					+ V1U10U01	
			Appr					Document type: EFS	Project nr: 22-16149		Page 10
Modification	Date	Name	Original		Replacement of	Replaced by	Scale 1:1				804

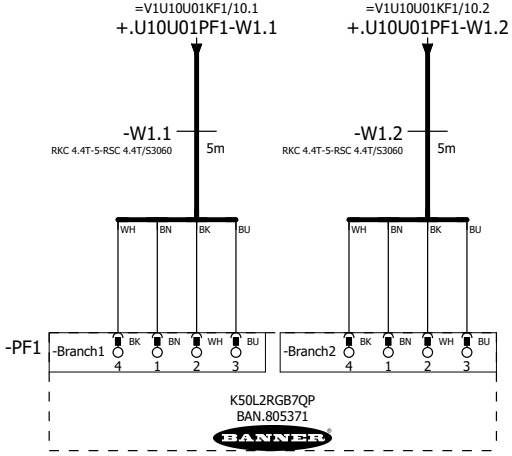

Table 1: Default Color Definition

	Red	Yellow	Green	Cyan	Blue	Magenta	White
Input 1	X	X				X	X
Input 2		X	X	X			X
Input 3				X	X	X	X

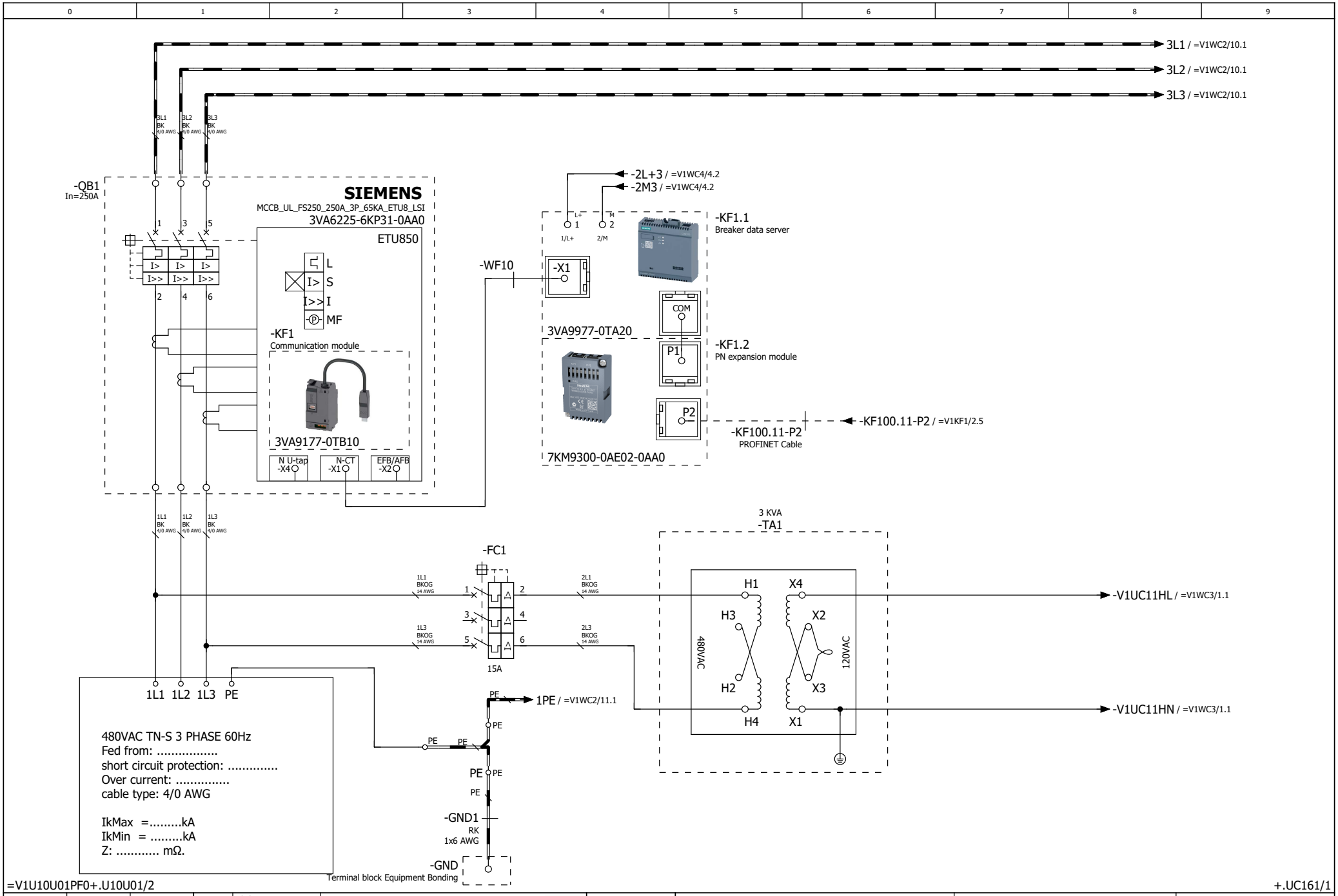

			Date	9/6/2022	Volvo Trucks North America	Valiant TMS	Incoming power supply 480 VAC	Drawing name: =2V11&EFS-EL		= V1WC1	
			Ed.	KMAFFRE						+ V1UC11	
			Appr		P6700 Bodyside Sub - Robot Cell 2V11			Document type: EFS	Project nr: 22-16149		Page 1
Modification	Date	Name	Original		Replacement of	Replaced by	Scale 1:1				804

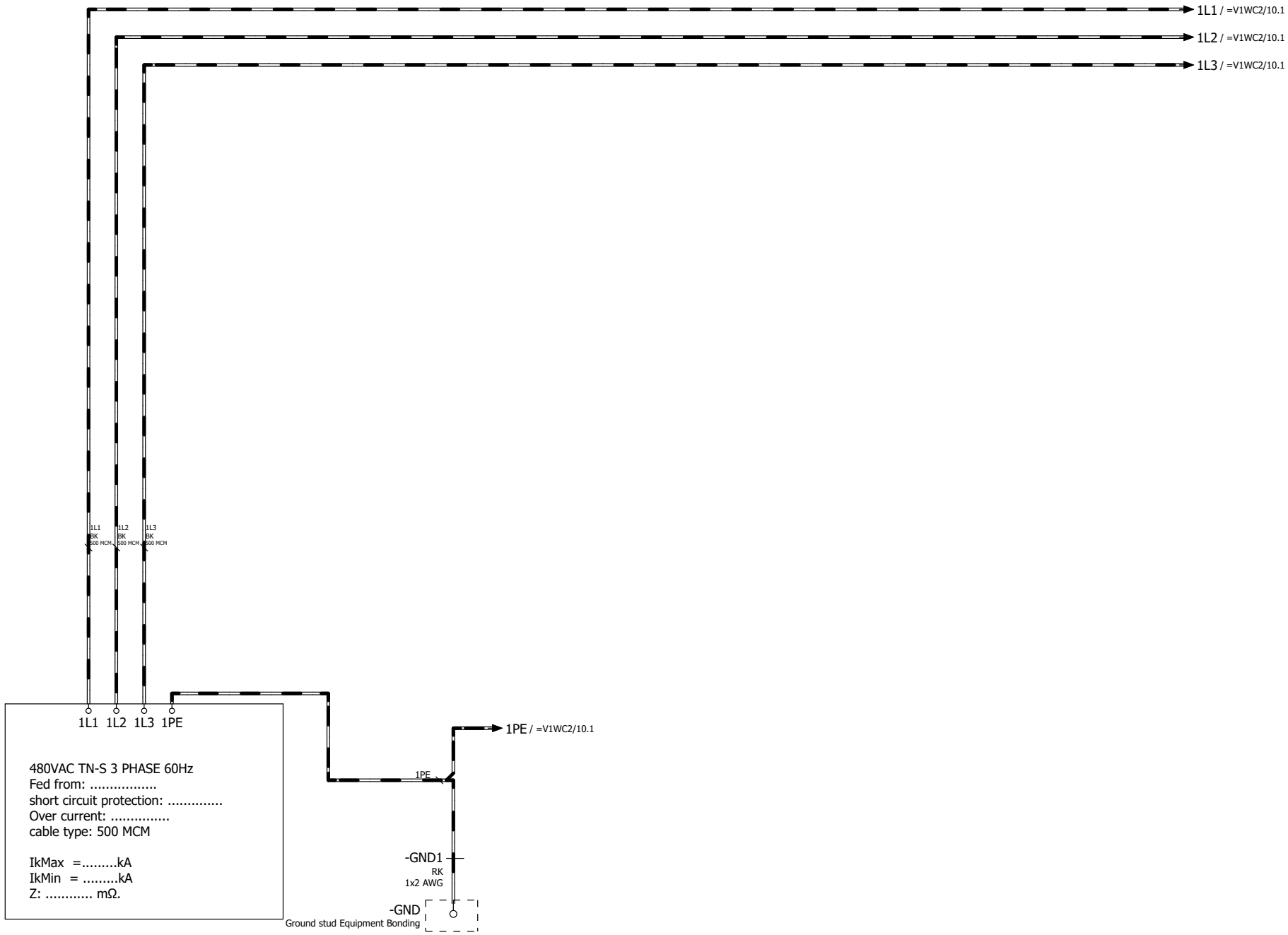

			Date	9/6/2022	Volvo Trucks North America		Valiant TMS	Incoming weld power supply 480 VAC	Drawing name: =2V11&EFS-EL		= V1WC1	
			Ed.	MKLEPADLO	P6700 Bodyside Sub - Robot Cell 2V11						+ V1UC161	
			Appr				Scale 1:1		Document type: EFS	Project nr: 22-16149		Page 1
Modification	Date	Name	Original		Replacement of	Replaced by						804

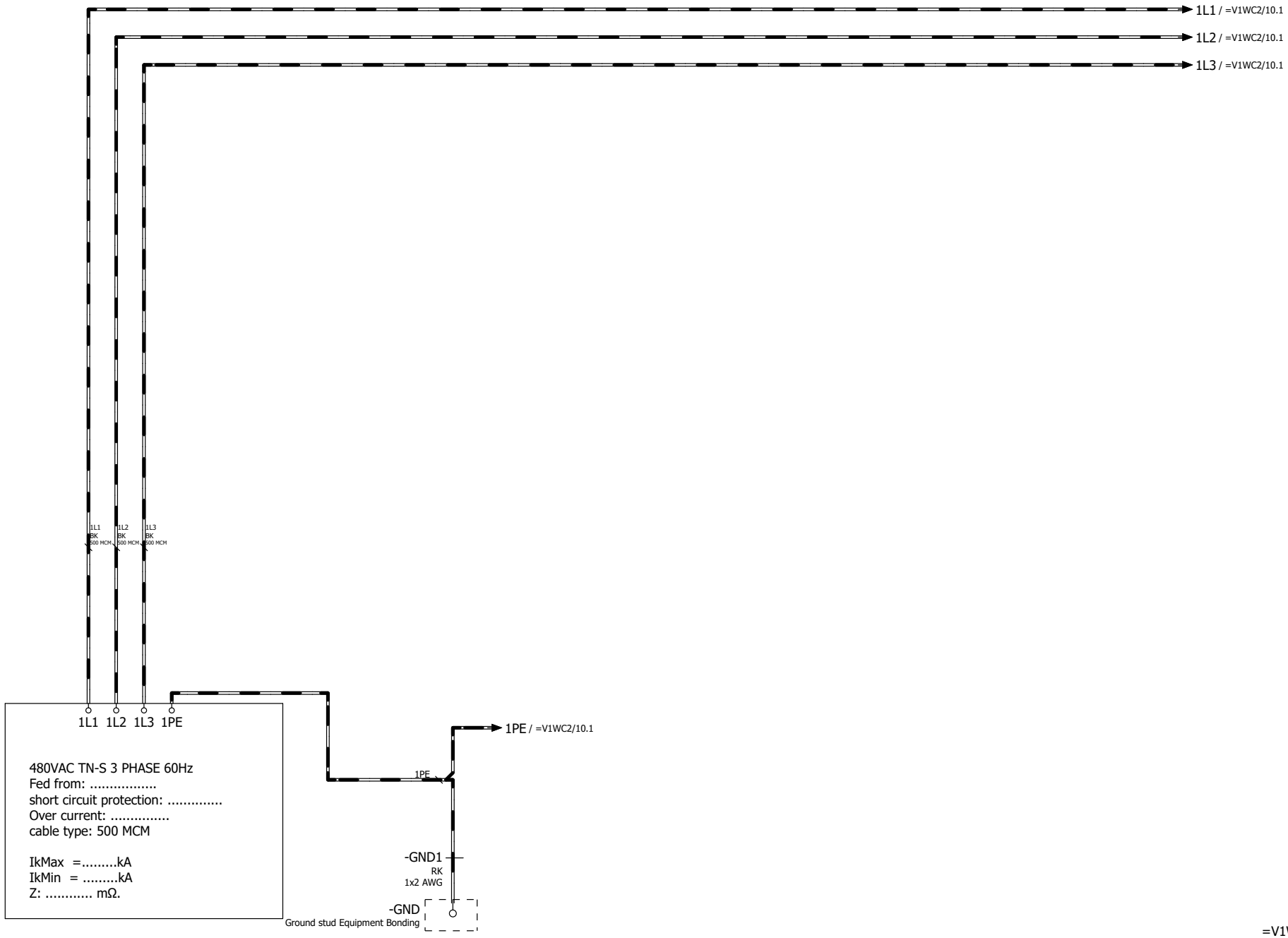

+.UC161/1

=V1WC2+.UC11/10

			Date	9/6/2022	Volvo Trucks North America		Valiant TMS	Incoming weld power supply 480 VAC	Drawing name: =2V11&EFS-EL		= V1WC1	
			Ed.	MKLEPADLO							+ V1UC162	
			Appr		P6700 Bodyside Sub - Robot Cell 2V11				Document type: EFS	Project nr: 22-16149		Page 1
Modification	Date	Name	Original		Replacement of	Replaced by	Scale 1:1					804

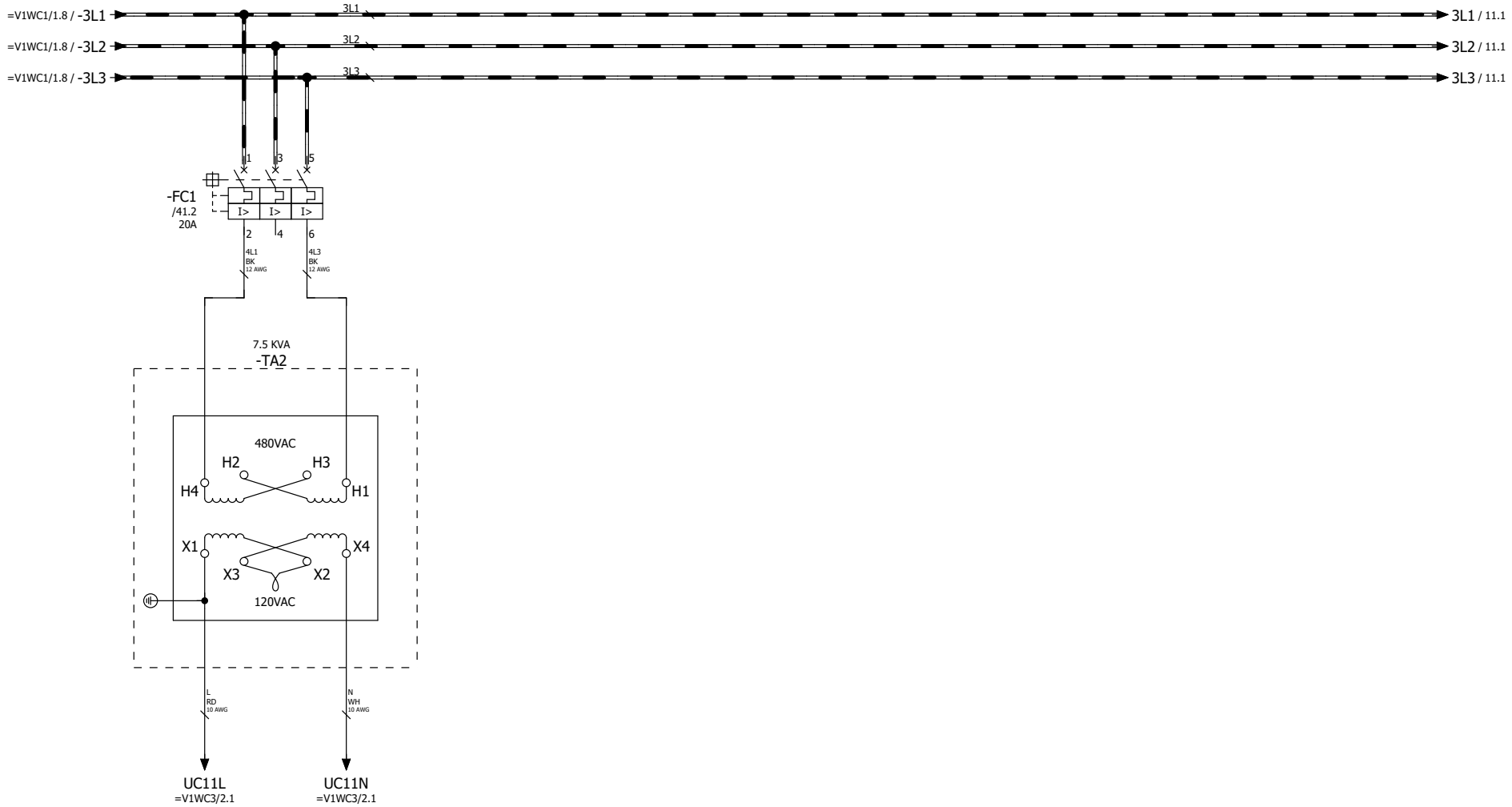

Power
Distribution
=V1UC11

=V1WC1+.UC162/1

11

			Date	9/6/2022	Volvo Trucks North America	Valiant TMS	Power distribution 480 VAC	Drawing name: =2V11&EFS-EL		= V1WC2	
			Ed.	KMAFFRE						+ V1UC11	
			Appr		P6700 Bodyside Sub - Robot Cell 2V11			Document type: EFS	Project nr: 22-16149		Page 10
Modification	Date	Name	Original		Replacement of / Replaced by	Scale 1:1					804

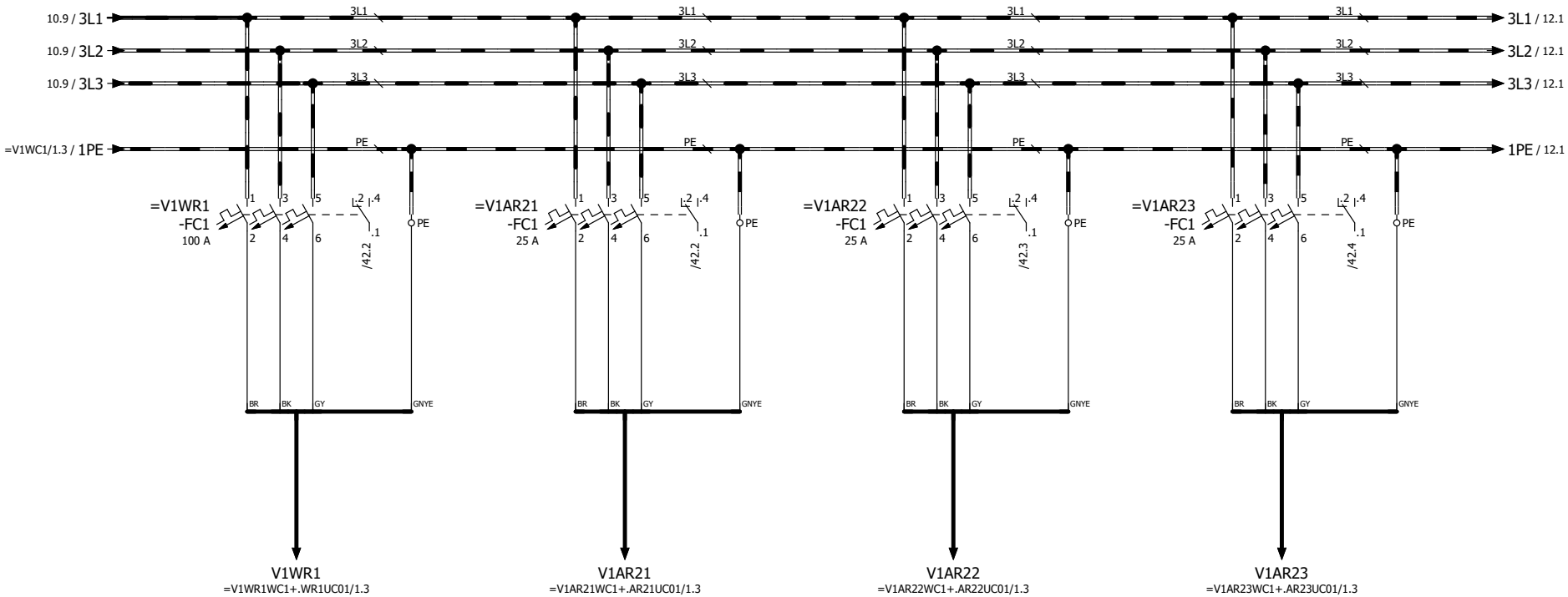

Power Distribution =V1WR1

Power Distribution =V1AR21

Power Distribution =V1AR22

Power Distribution =V1AR23

			Date	9/6/2022	Volvo Trucks North America		Valiant TMS	Power distribution 480 VAC	Drawing name: =2V11&EFS-EL	= V1WC2	
			Ed.	KMAFFRE						+ V1UC11	
			Appr		P6700 Bodyside Sub - Robot Cell 2V11				Document type: EFS	Project nr: 22-16149	Page 11
Modification	Date	Name	Original		Replacement of	Replaced by	Scale 1:1				804



Power
Distribution
=V1AR24

11 13

			Date	9/6/2022	Volvo Trucks North America		Valiant TMS	Power distribution 480 VAC	Drawing name: =2V11&EFS-EL	= V1WC2	
			Ed.	KMAFFRE						+ V1UC11	
			Appr		P6700 Bodyside Sub - Robot Cell 2V11				Document type: EFS	Project nr: 22-16149	Page 12
Modification	Date	Name	Original		Replacement of	Replaced by	Scale 1:1				804

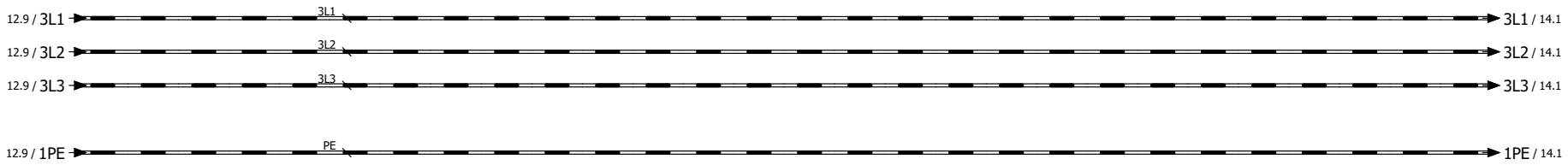

			Date	9/6/2022	Volvo Trucks North America		Valiant TMS	Power distribution 480 VAC	Drawing name: =2V11&EFS-EL	= V1WC2	
			Ed.	MKLEPADLO						+ V1UC11	
			Appr		P6700 Bodyside Sub - Robot Cell 2V11				Document type: EFS	Project nr: 22-16149	Page 13
Modification	Date	Name	Original		Replacement of	Replaced by	Scale 1:1				804

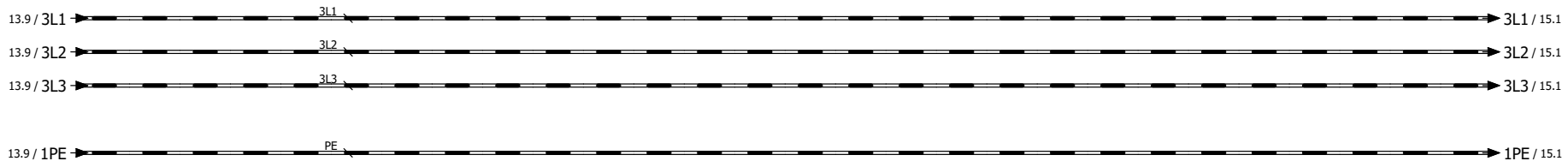

			Date	9/6/2022	Volvo Trucks North America		Valiant TMS	Power distribution 480 VAC	Drawing name: =2V11&EFS-EL	= V1WC2	
			Ed.	MKLEPADLO						+ V1UC11	
			Appr		P6700 Bodyside Sub - Robot Cell 2V11				Document type: EFS	Project nr: 22-16149	Page 14
Modification	Date	Name	Original		Replacement of	Replaced by	Scale 1:1				804

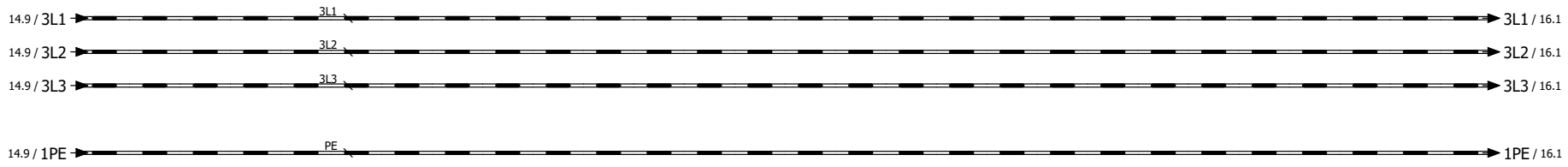

			Date	9/6/2022	Volvo Trucks North America		Valiant TMS	Power distribution 480 VAC	Drawing name: =2V11&EFS-EL	= V1WC2	
			Ed.	MKLEPADLO						+ V1UC11	
			Appr		P6700 Bodyside Sub - Robot Cell 2V11				Document type: EFS	Project nr: 22-16149	Page 15
Modification	Date	Name	Original		Replacement of	Replaced by	Scale 1:1				804

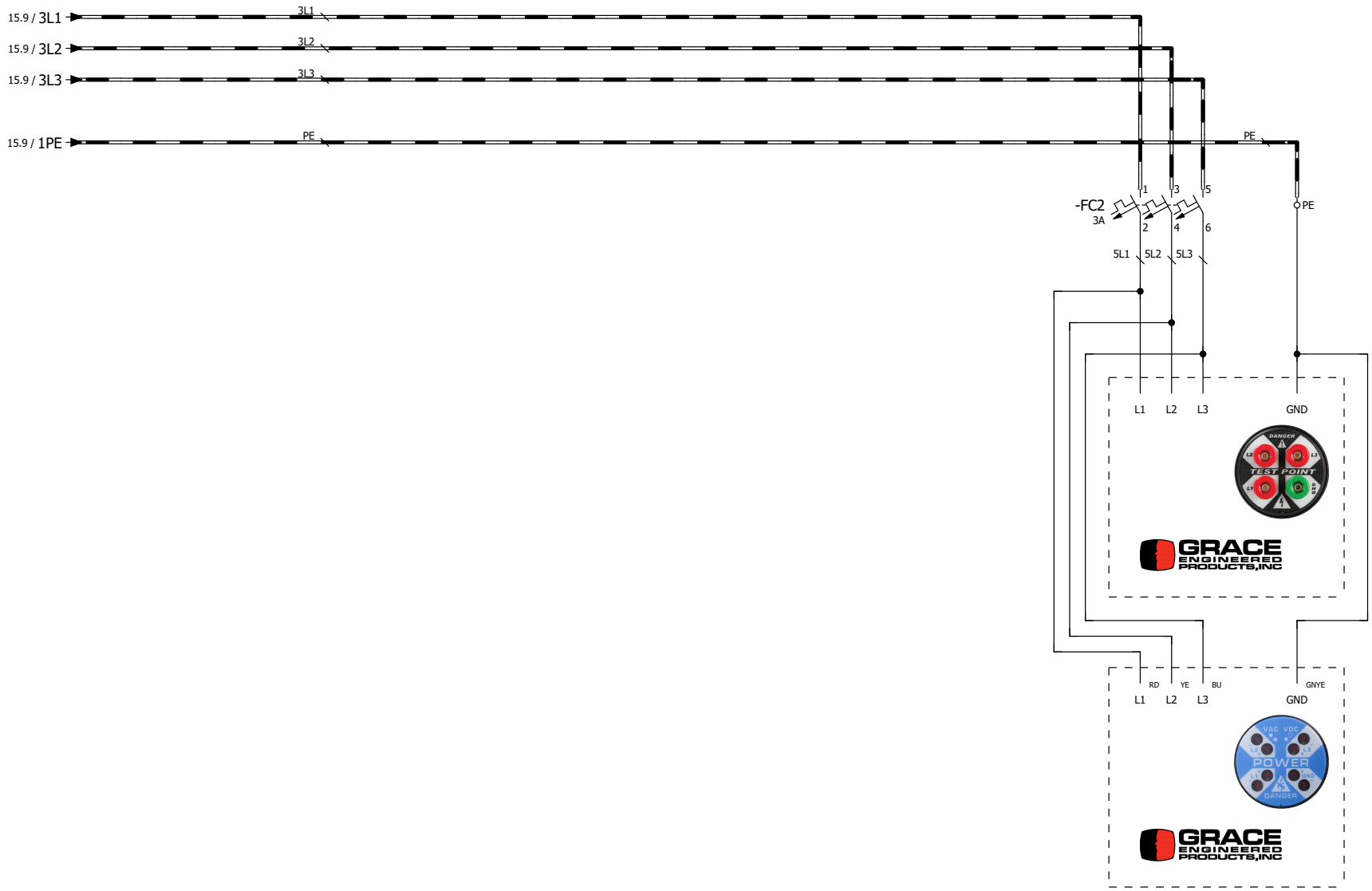

Voltage Test Port /
Indicator Light

15

41

			Date	9/6/2022	Volvo Trucks North America	Valiant TMS	Power distribution 480 VAC	Drawing name: =2V11&EFS-EL	= V1WC2		
			Ed.	KMAFFRE					+ V1UC11		
			Appr		P6700 Bodyside Sub - Robot Cell 2V11			Document type: EFS	Project nr: 22-16149	Page	16
Modification	Date	Name	Original		Replacement of / Replaced by	Scale 1:1					804

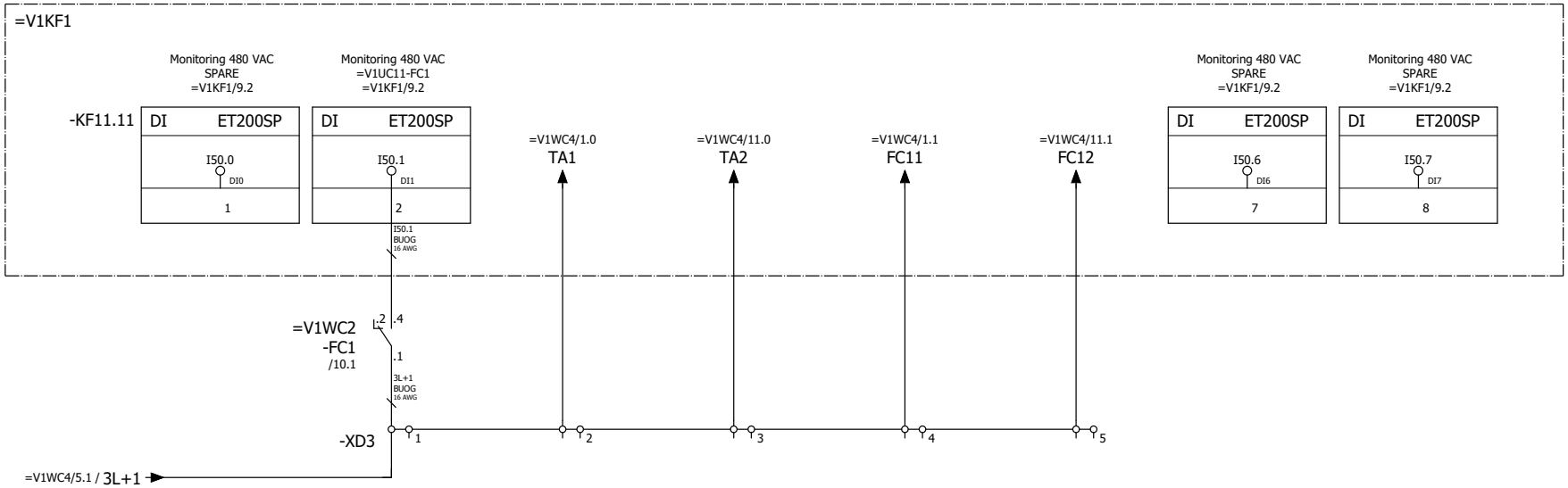
=V1KF1
Monitoring 480 VAC
SPARE
=V1KF1/9.2
Monitoring 480 VAC
=V1UC11-FC1
=V1KF1/9.2
-KF11.11
DI ET200SP
I50.0
DI0
1
DI ET200SP
I50.1
DI1
2
I50.1
BUOG
16 AWG
=V1WC4/1.0
TA1
=V1WC4/11.0
TA2
=V1WC4/1.1
FC11
=V1WC4/11.1
FC12
Monitoring 480 VAC
SPARE
=V1KF1/9.2
DI ET200SP
I50.6
DI6
7
Monitoring 480 VAC
SPARE
=V1KF1/9.2
DI ET200SP
I50.7
DI7
8
=V1WC2
-FC1
/10.1
.2
.4
.1
3L+1
BUOG
16 AWG
-XD3
1
2
3
4
5
=V1WC4/5.1 / 3L+1

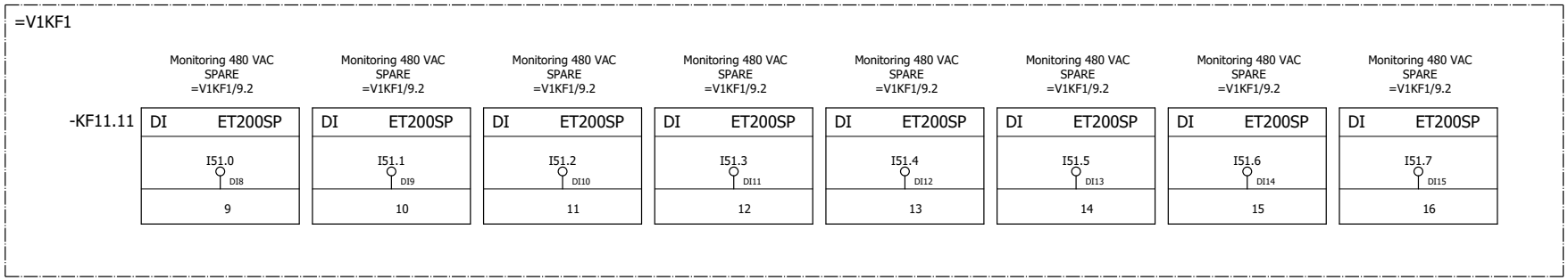
=V1KF1
-KF11.11
Monitoring 480 VAC
SPARE
=V1KF1/9.2
DI ET200SP
I51.0
DI8
9
Monitoring 480 VAC
SPARE
=V1KF1/9.2
DI ET200SP
I51.1
DI9
10
Monitoring 480 VAC
SPARE
=V1KF1/9.2
DI ET200SP
I51.2
DI10
11
Monitoring 480 VAC
SPARE
=V1KF1/9.2
DI ET200SP
I51.3
DI11
12
Monitoring 480 VAC
SPARE
=V1KF1/9.2
DI ET200SP
I51.4
DI12
13
Monitoring 480 VAC
SPARE
=V1KF1/9.2
DI ET200SP
I51.5
DI13
14
Monitoring 480 VAC
SPARE
=V1KF1/9.2
DI ET200SP
I51.6
DI14
15
Monitoring 480 VAC
SPARE
=V1KF1/9.2
DI ET200SP
I51.7
DI15
16

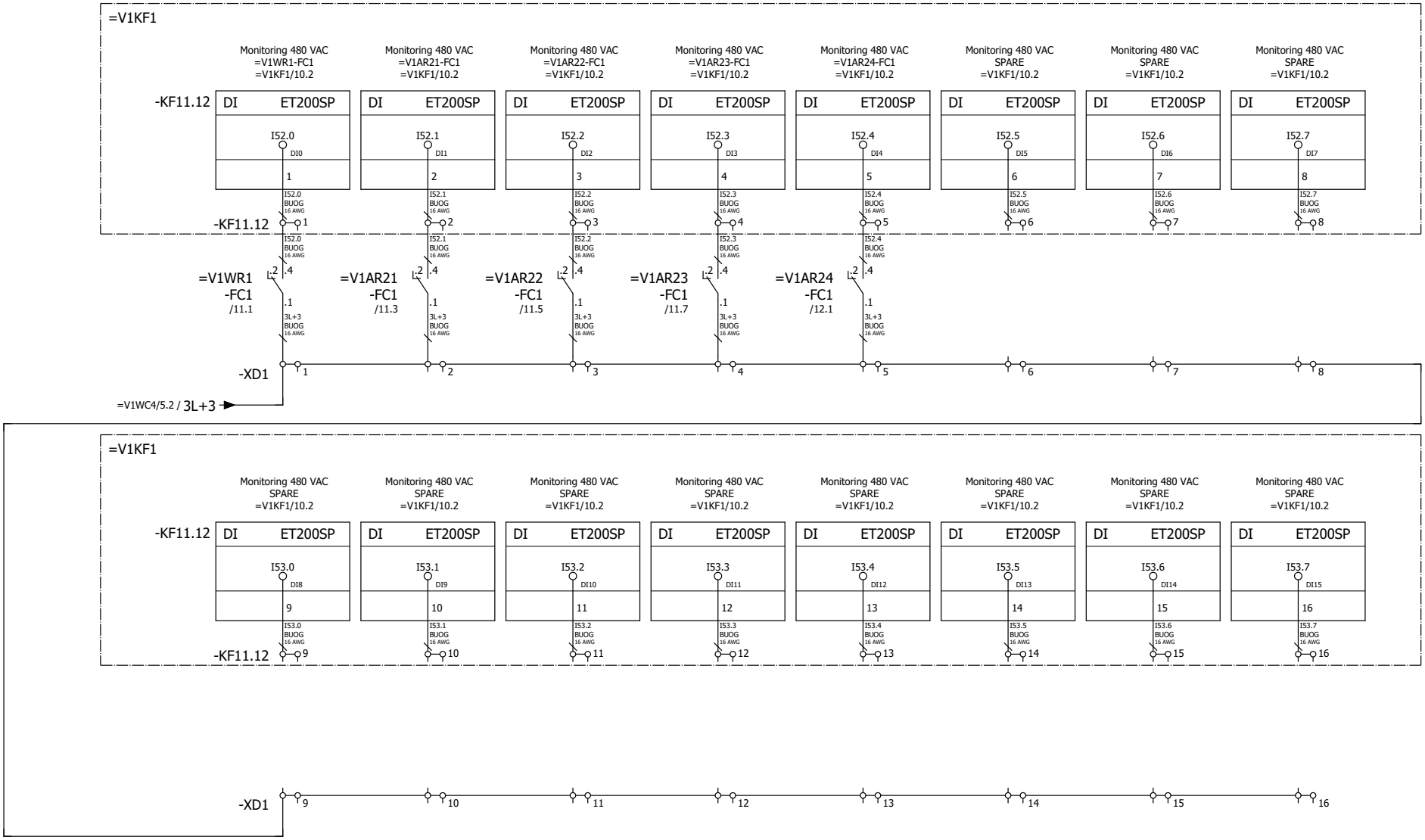

41 43

			Date	10/20/2022	Volvo Trucks North America	Valiant TMS	Power distribution 480 VAC monitoring	Drawing name: =2V11&EFS-EL		= V1WC2	
			Ed.	KMAFFRE	P6700 Bodyside Sub - Robot Cell 2V11					+ V1UC11	
			Appr			Scale 1:1		Document type: EFS	Project nr: 22-16149	Page	42
Modification	Date	Name	Original		Replacement of / Replaced by						804

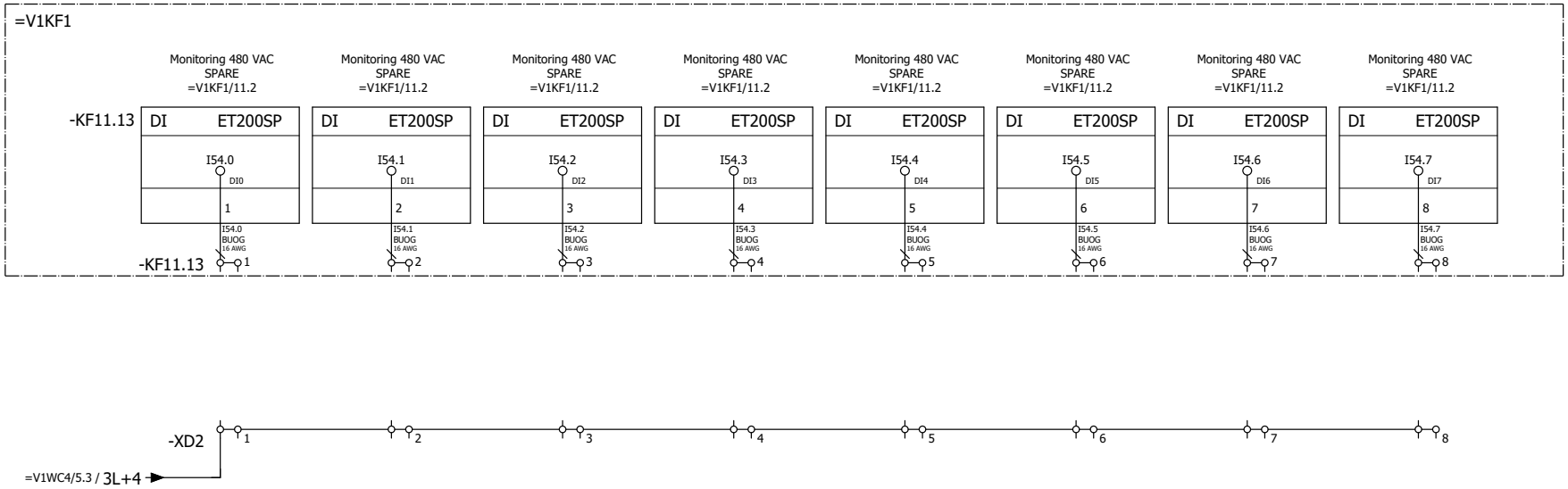

+.UC161/10

			Date	10/20/2022	Volvo Trucks North America		Valiant TMS	Power distribution 480 VAC monitoring	Drawing name: =2V11&EFS-EL		= V1WC2
			Ed.	KMAFFRE							+ V1UC11
			Appr		P6700 Bodyside Sub - Robot Cell 2V11				Document type: EFS	Project nr: 22-16149	Page 43
Modification	Date	Name	Original		Replacement of	Replaced by	Scale 1:1				804

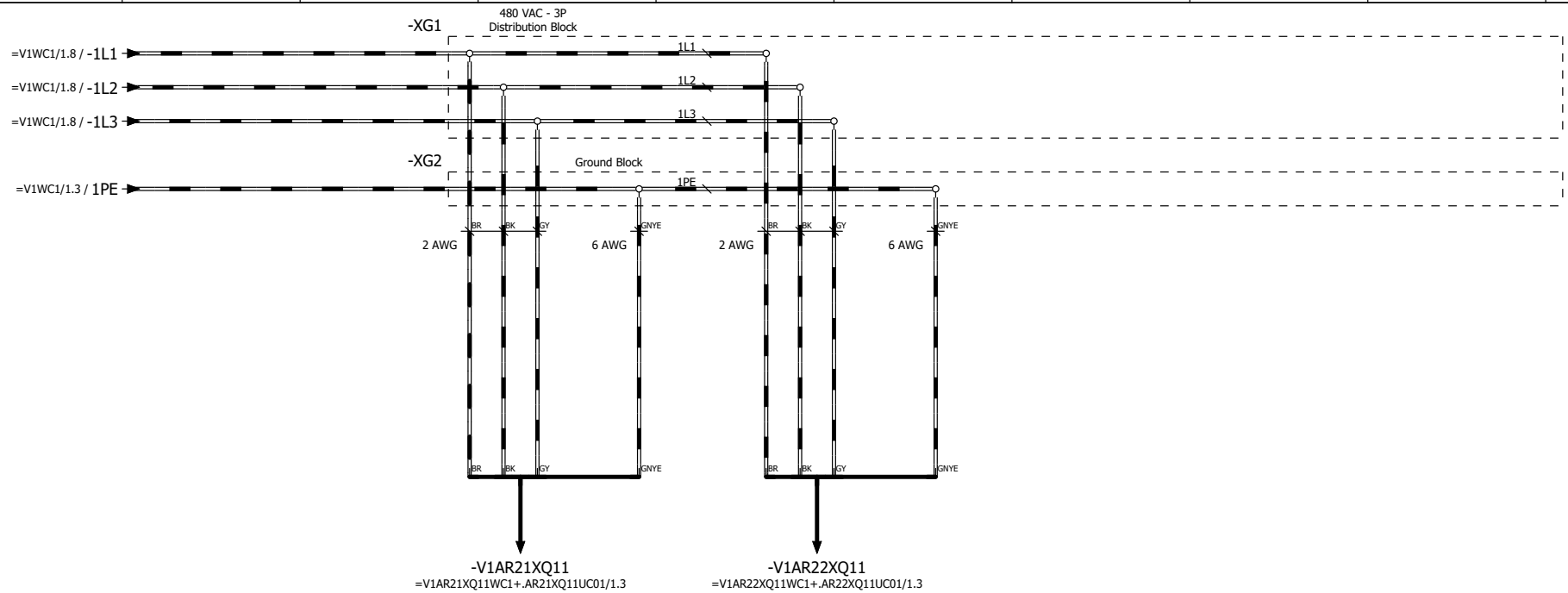

Weld Power
Distribution
480 VAC
AR21 (Weld Timer)

Weld Power
Distribution
480 VAC
AR22 (Weld Timer)

+.UC11/43

+.UC162/10

			Date	9/6/2022	Volvo Trucks North America	Valiant TMS	Weld power distribution 480 VAC	Drawing name: =2V11&EFS-EL		= V1WC2	
			Ed.	MKLEPADLO						+ V1UC161	
			Appr		P6700 Bodyside Sub - Robot Cell 2V11			Document type: EFS	Project nr: 22-16149		Page 10
Modification	Date	Name	Original		Replacement of / Replaced by	Scale 1:1					804

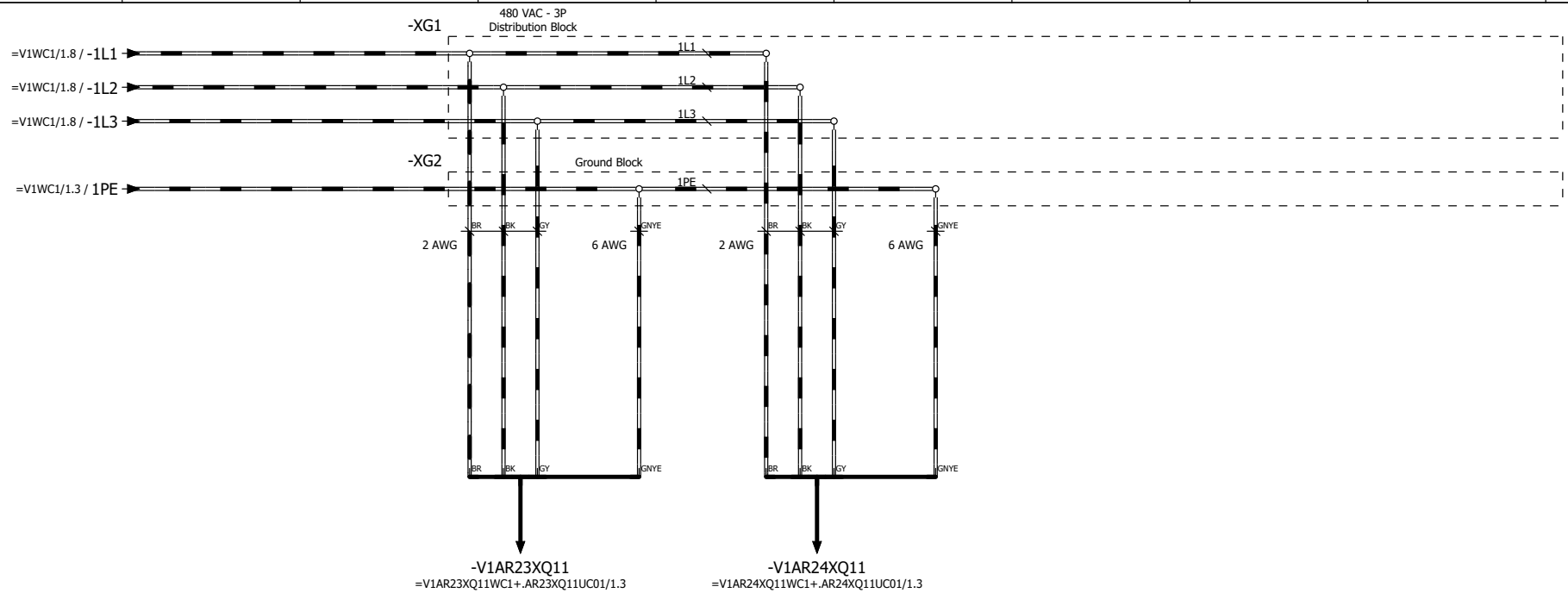

Weld Power
Distribution
480 VAC
AR23 (Weld Timer)

Weld Power
Distribution
480 VAC
AR24 (Weld Timer)

+.UC161/10

=V1WC3+.UC11/1

			Date	9/6/2022	Volvo Trucks North America	Valiant TMS	Weld power distribution 480 VAC	Drawing name: =2V11&EFS-EL		= V1WC2	
			Ed.	MKLEPADLO						+ V1UC162	
			Appr		P6700 Bodyside Sub - Robot Cell 2V11			Document type: EFS	Project nr: 22-16149		Page 10
Modification	Date	Name	Original		Replacement of / Replaced by	Scale 1:1					804

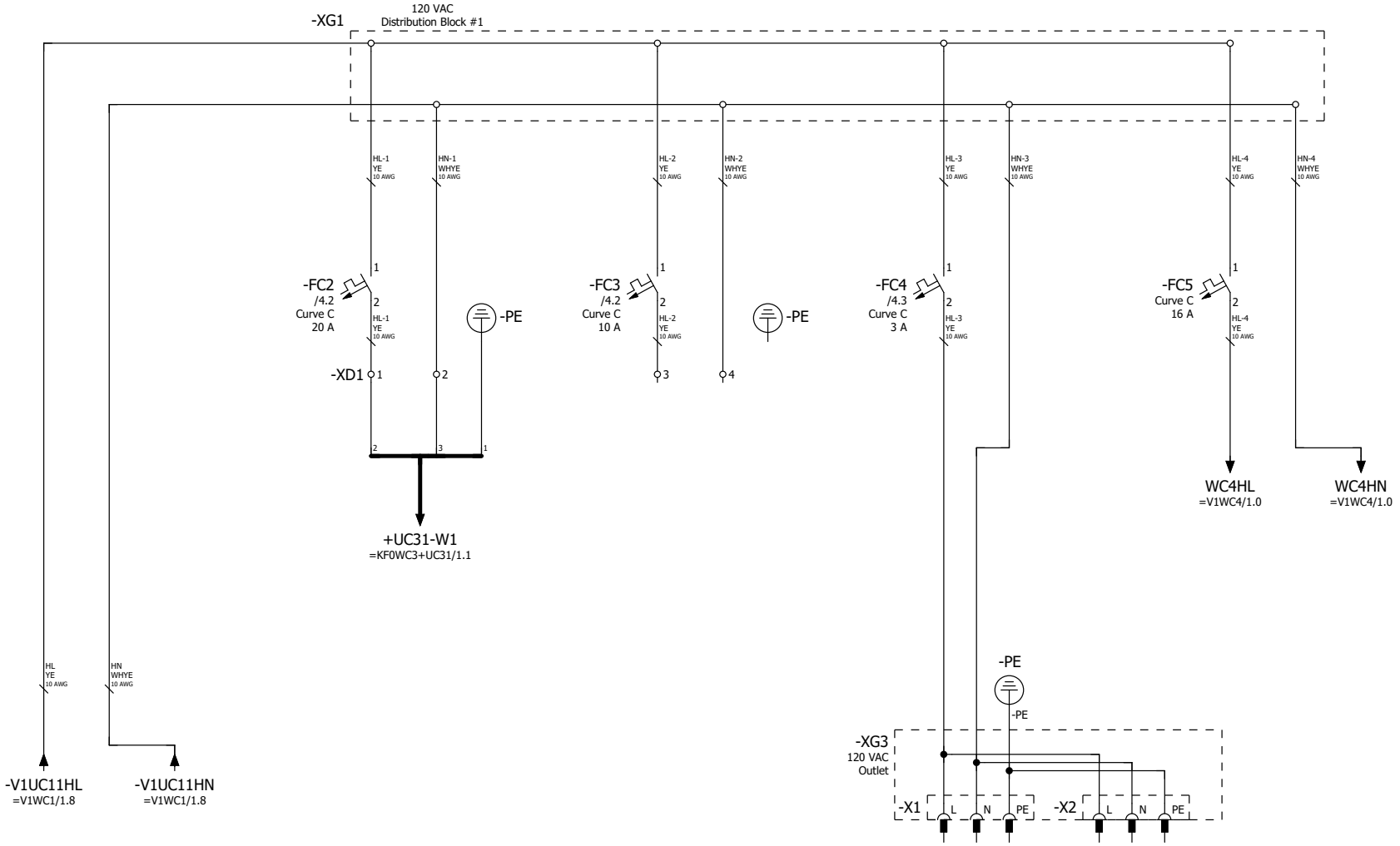

Power Distribution 120 VAC UC31 (MOP)	Power Distribution 120 VAC UCxx (SPARE)	Power Distribution 120 VAC Programming Port	Power Distribution 120 VAC To 24VDC Power Supply

=V1WC2+.UC162/10

2

			Date	10/6/2022	Volvo Trucks North America	Valiant TMS	Power Distribution 120 VAC (Above Disconnect)	Drawing name: =2V11&EFS-EL	= V1WC3		
			Ed.	KMAFFRE					+ V1UC11		
			Appr		P6700 Bodyside Sub - Robot Cell 2V11			Document type: EFS	Project nr: 22-16149	Page	1
Modification	Date	Name	Original		Replacement of / Replaced by	Scale 1:1					804

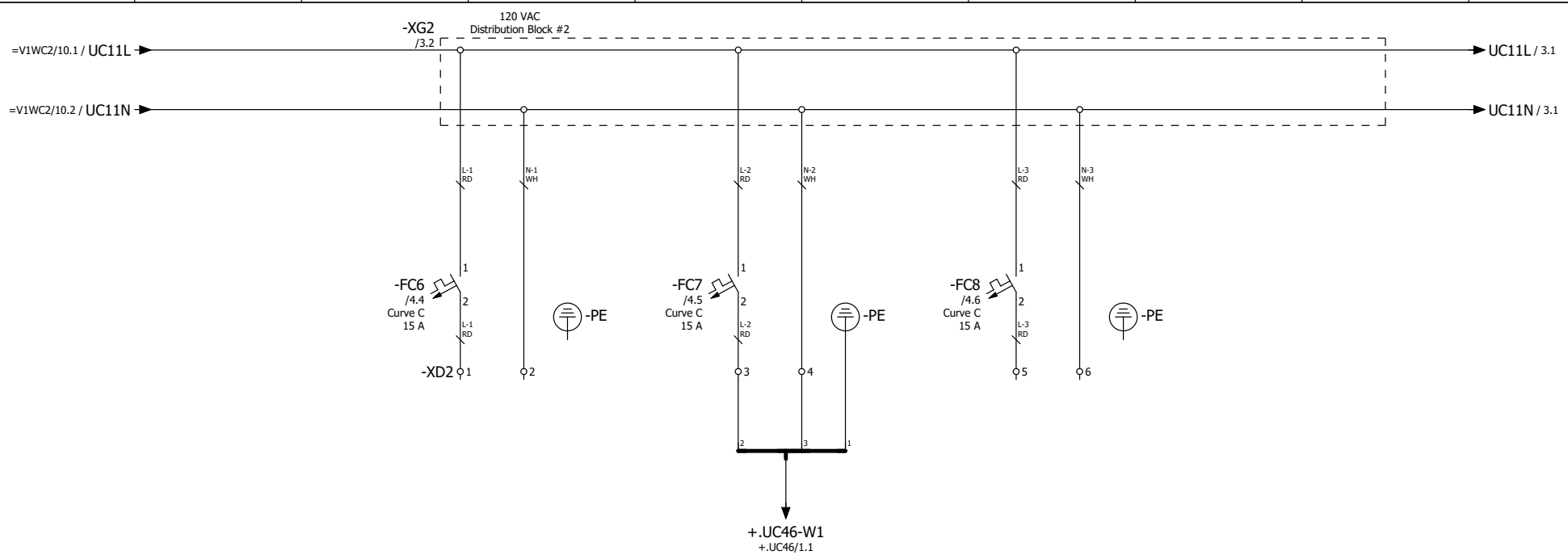

Power
Distribution
120 VAC
UCxx (SPARE)

Power
Distribution
120 VAC
UC46 (TT RIO)

Power
Distribution
120 VAC
UCxx (SPARE)

1

3

			Date	9/6/2022	Volvo Trucks North America		Valiant TMS	Power Distribution 120 VAC (Below Disconnect)	Drawing name: =2V11&EFS-EL		= V1WC3	
			Ed.	KMAFFRE							+ V1UC11	
			Appr		P6700 Bodyside Sub - Robot Cell 2V11				Document type: EFS	Project nr: 22-16149		Page 2
Modification	Date	Name	Original		Replacement of	Replaced by	Scale 1:1					804

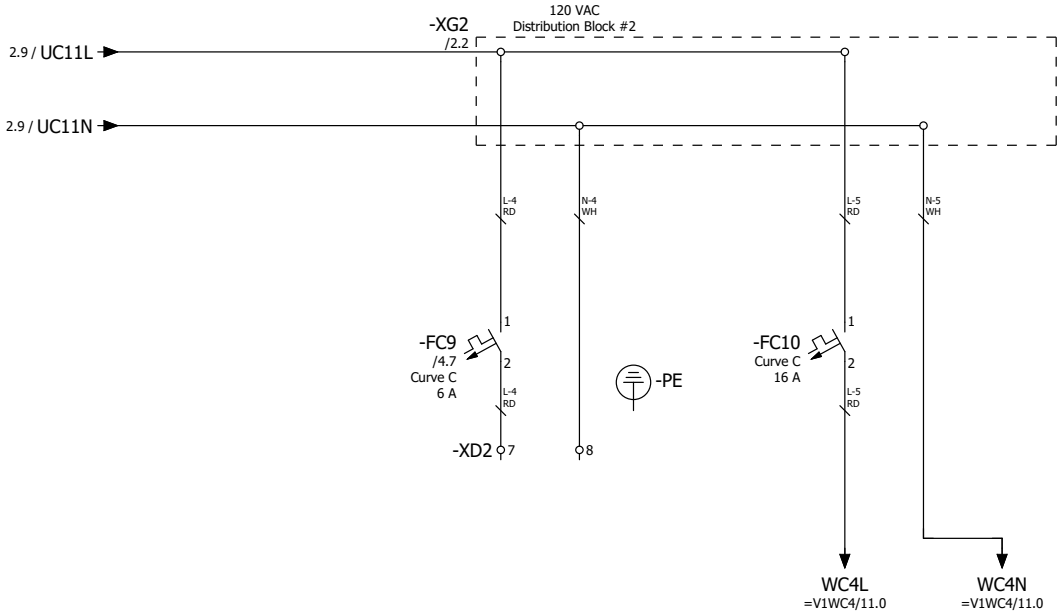

Power
Distribution
120 VAC
UCxx (SPARE)

Power
Distribution
120 VAC
To 24VDC Power Supply

2 4

			Date	10/6/2022	Volvo Trucks North America		Valiant TMS	Power Distribution 120 VAC (Below Disconnect)	Drawing name: =2V11&EFS-EL	= V1WC3	
			Ed.	KMAFFRE						+ V1UC11	
			Appr		P6700 Bodyside Sub - Robot Cell 2V11				Document type: EFS	Project nr: 22-16149	Page 3
Modification	Date	Name	Original		Replacement of	Replaced by	Scale 1:1				804

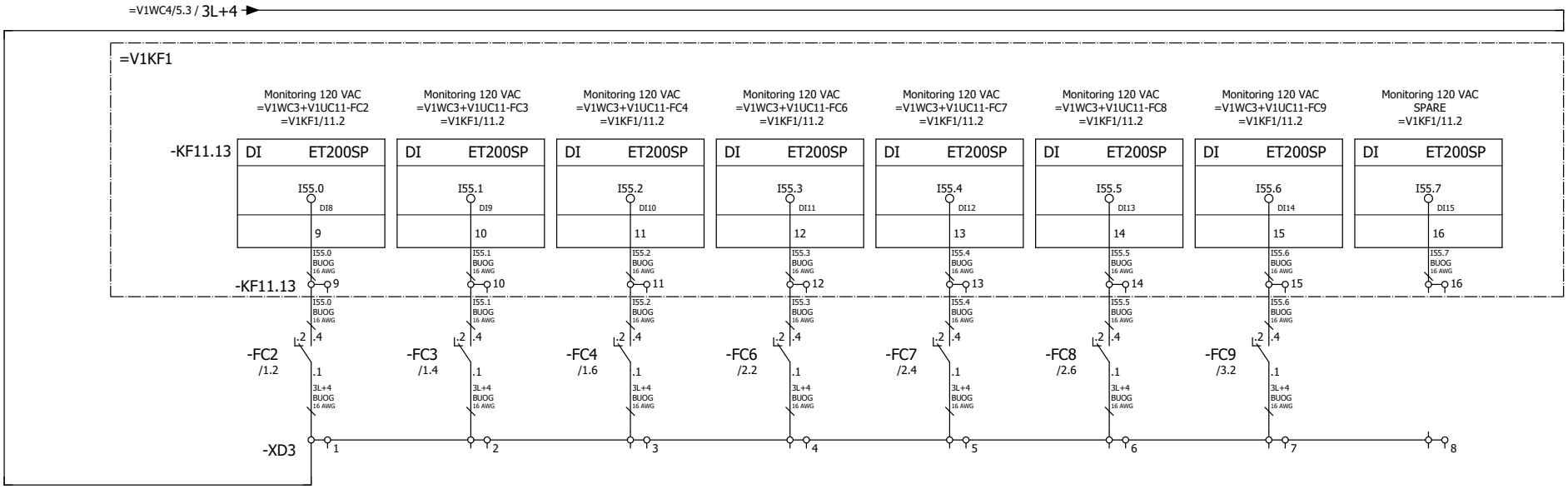

3 +.UC46/1

			Date	10/20/2022	Volvo Trucks North America	Valiant TMS	Power distribution 120 VAC monitoring (Above Disconnect)	Drawing name: =2V11&EFS-EL		= V1WC3	
			Ed.	KMAFFRE						+ V1UC11	
			Appr		P6700 Bodyside Sub - Robot Cell 2V11			Document type: EFS	Project nr: 22-16149		Page 4
Modification	Date	Name	Original		Replacement of / Replaced by	Scale 1:1					804

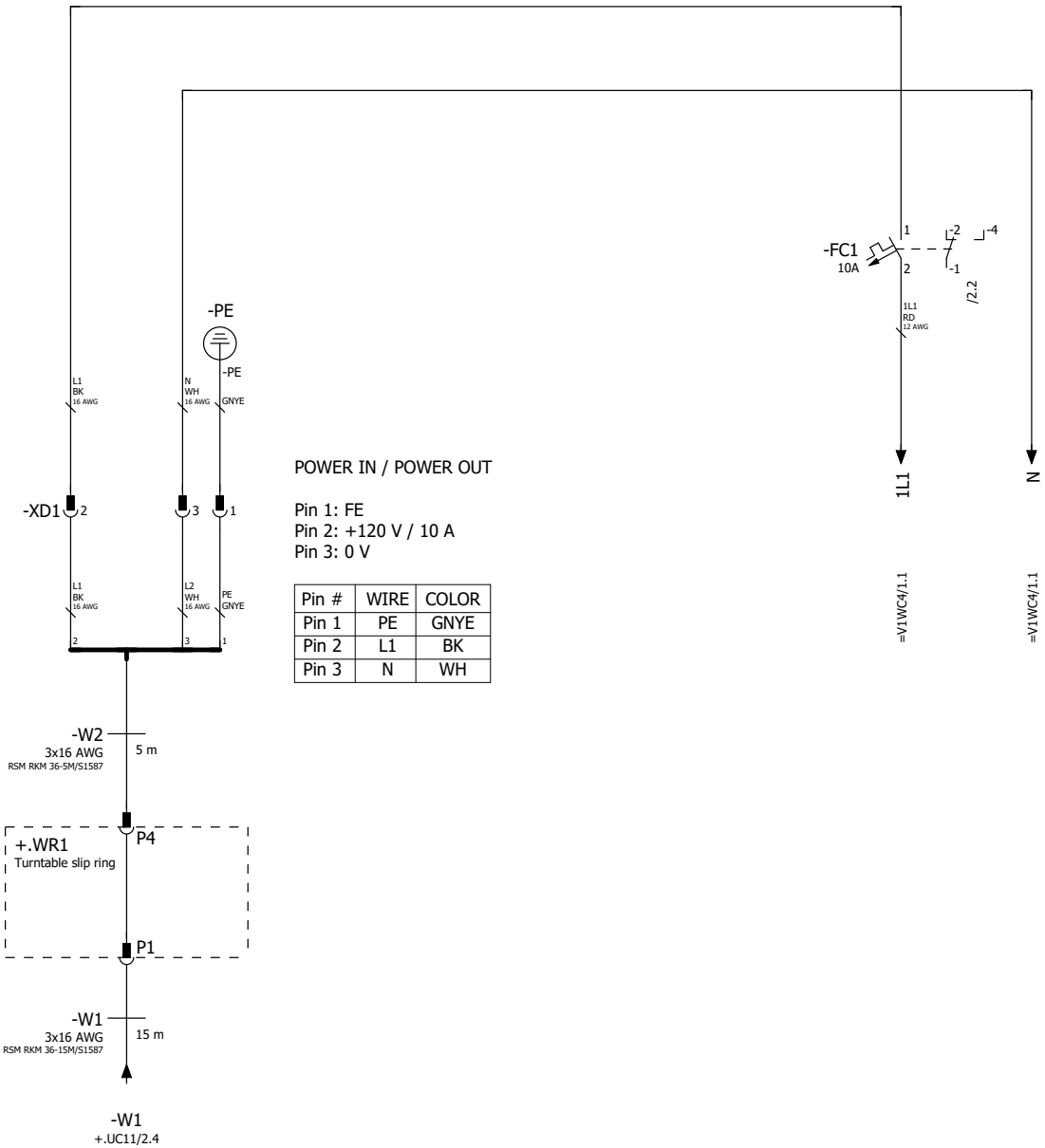

POWER IN / POWER OUT

Pin 1: FE
Pin 2: +120 V / 10 A
Pin 3: 0 V

Pin #	WIRE	COLOR
Pin 1	PE	GNYE
Pin 2	L1	BK
Pin 3	N	WH

Power
Distribution
24 VDC
Power Supply

+.UC11/4

2

			Date	9/6/2022	Volvo Trucks North America		Valiant TMS	Power distribution 120 VAC	Drawing name: =2V11&EFS-EL	= V1WC3	
			Ed.	MKLEPADLO						+ V1UC46	
			Appr		P6700 Bodyside Sub - Robot Cell 2V11				Document type: EFS	Project nr: 22-16149	Page 1
Modification	Date	Name	Original		Replacement of	Replaced by	Scale 1:1				804

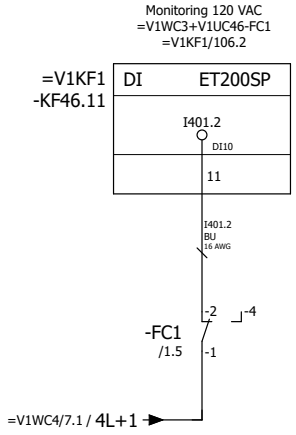

1

=V1WC4+.UC11/1

			Date	9/6/2022	Volvo Trucks North America		Valiant TMS	Monitoring 120VAC	Drawing name: =2V11&EFS-EL	= V1WC3	
			Ed.	MKLEPADLO						+ V1UC46	
			Appr		P6700 Bodyside Sub - Robot Cell 2V11				Document type: EFS	Project nr: 22-16149	Page 2
Modification	Date	Name	Original		Replacement of	Replaced by	Scale 1:1				804

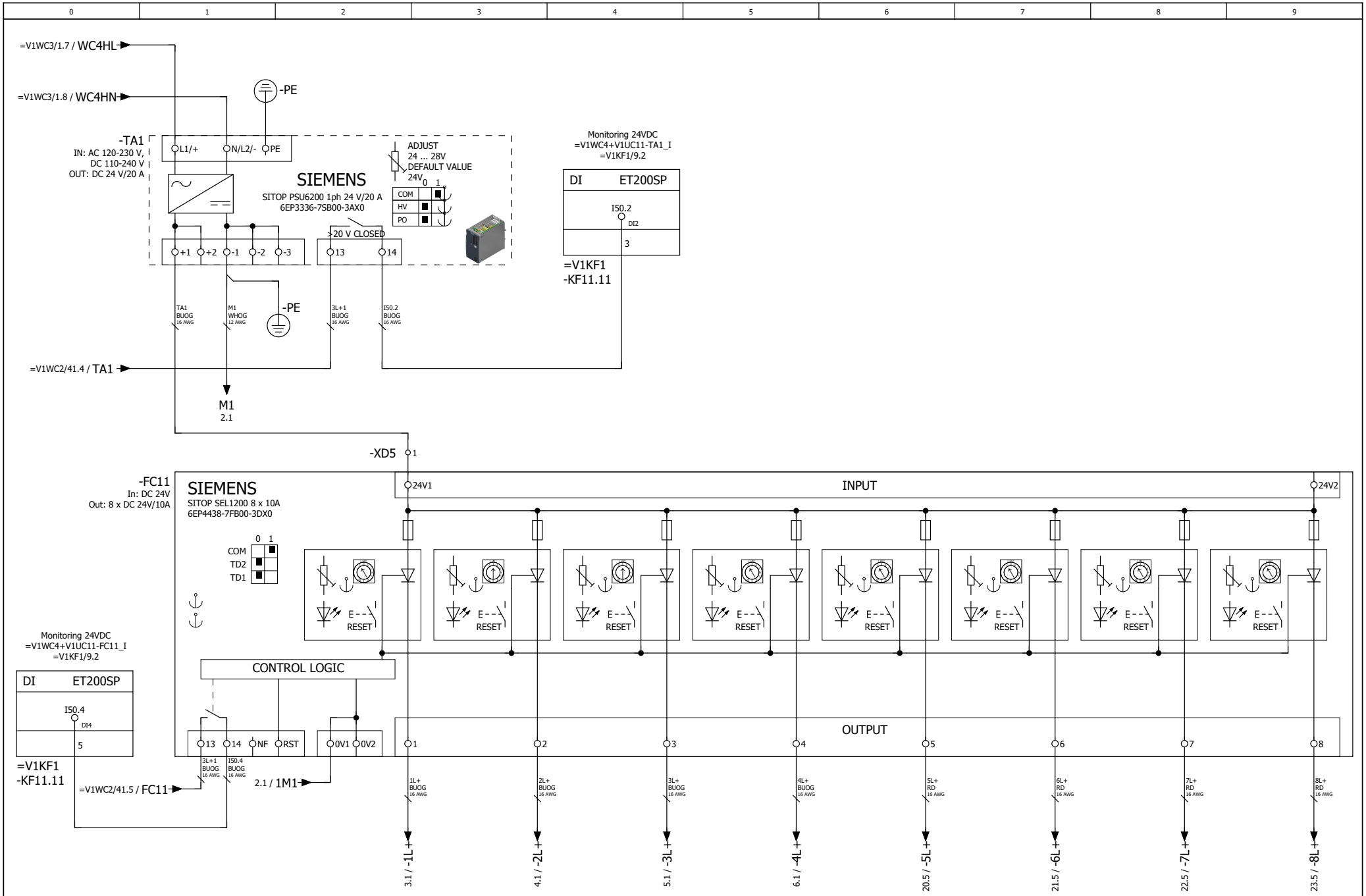

=V1WC3+.UC46/2

2

			Date	10/6/2022	Volvo Trucks North America		Valiant TMS	Power distribution 24VDC (Above Disconnect)	Drawing name: =2V11&EFS-EL	= V1WC4	
			Ed.	KMAFFRE						+ V1UC11	
			Appr		P6700 Bodyside Sub - Robot Cell 2V11				Document type: EFS	Project nr: 22-16149	Page 1
Modification	Date	Name	Original		Replacement of	Replaced by	Scale 1:1				804

1 3

			Date	9/6/2022	Volvo Trucks North America	Valiant TMS	Power distribution 24VDC HL+	Drawing name: =2V11&EFS-EL		= V1WC4	
			Ed.	MKLEPADLO						+ V1UC11	
			Appr		P6700 Bodyside Sub - Robot Cell 2V11			Document type: EFS	Project nr: 22-16149		Page 2
Modification	Date	Name	Original		Replacement of / Replaced by	Scale 1:1					804



2 4

			Date	10/6/2022	Volvo Trucks North America	Valiant TMS	Power distribution 24VDC 1L+	Drawing name: =2V11&EFS-EL		= V1WC4	
			Ed.	KMAFFRE						+ V1UC11	
			Appr		P6700 Bodyside Sub - Robot Cell 2V11			Document type: EFS	Project nr: 22-16149		Page 3
Modification	Date	Name	Original		Replacement of / Replaced by	Scale 1:1					804

3 5

			Date	9/6/2022	Volvo Trucks North America	Valiant TMS	Power distribution 24VDC 2L+	Drawing name: =2V11&EFS-EL		= V1WC4	
			Ed.	MKLEPADLO						+ V1UC11	
			Appr		P6700 Bodyside Sub - Robot Cell 2V11			Document type: EFS	Project nr: 22-16149		Page 4
Modification	Date	Name	Original		Replacement of / Replaced by	Scale 1:1					804



4 6

			Date	10/20/2022	Volvo Trucks North America	Valiant TMS	Power distribution 24VDC 3L+	Drawing name: =2V11&EFS-EL		= V1WC4	
			Ed.	KMAFFRE						+ V1UC11	
			Appr		P6700 Bodyside Sub - Robot Cell 2V11			Document type: EFS	Project nr: 22-16149		Page 5
Modification	Date	Name	Original		Replacement of	Replaced by	Scale 1:1				804



5 7

			Date	9/6/2022	Volvo Trucks North America	Valiant TMS	Power distribution 24VDC 4L+	Drawing name: =2V11&EFS-EL		= V1WC4	
			Ed.	MKLEPADLO						+ V1UC11	
			Appr		P6700 Bodyside Sub - Robot Cell 2V11			Document type: EFS	Project nr: 22-16149		Page 6
Modification	Date	Name	Original		Replacement of / Replaced by	Scale 1:1					804

6 8

			Date	9/6/2022	Volvo Trucks North America	Valiant TMS	Power distribution 24VDC 5L+	Drawing name: =2V11&EFS-EL		= V1WC4	
			Ed.	MKLEPADLO						+ V1UC11	
			Appr		P6700 Bodyside Sub - Robot Cell 2V11			Document type: EFS	Project nr: 22-16149		Page 7
Modification	Date	Name	Original		Replacement of / Replaced by	Scale 1:1					804

7 9

			Date	9/6/2022	Volvo Trucks North America	Valiant TMS	Power distribution 24VDC 6L+	Drawing name: =2V11&EFS-EL		= V1WC4	
			Ed.	MKLEPADLO						+ V1UC11	
			Appr		P6700 Bodyside Sub - Robot Cell 2V11			Document type: EFS	Project nr: 22-16149		Page 8
Modification	Date	Name	Original		Replacement of / Replaced by	Scale 1:1					804

8 10

			Date	9/6/2022	Volvo Trucks North America	Valiant TMS	Power distribution 24VDC 7L+	Drawing name: =2V11&EFS-EL		= V1WC4	
			Ed.	MKLEPADLO						+ V1UC11	
			Appr		P6700 Bodyside Sub - Robot Cell 2V11			Document type: EFS	Project nr: 22-16149		Page 9
Modification	Date	Name	Original		Replacement of / Replaced by	Scale 1:1					804

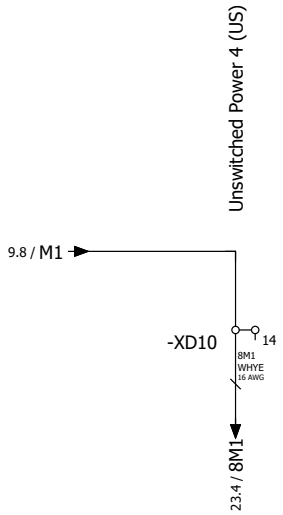

9

11

			Date	9/6/2022	Volvo Trucks North America		Valiant TMS	Power distribution 24VDC 8L+	Drawing name: =2V11&EFS-EL	= V1WC4	
			Ed.	MKLEPADLO						+ V1UC11	
			Appr		P6700 Bodyside Sub - Robot Cell 2V11				Document type: EFS	Project nr: 22-16149	Page 10
Modification	Date	Name	Original		Replacement of	Replaced by	Scale 1:1				804

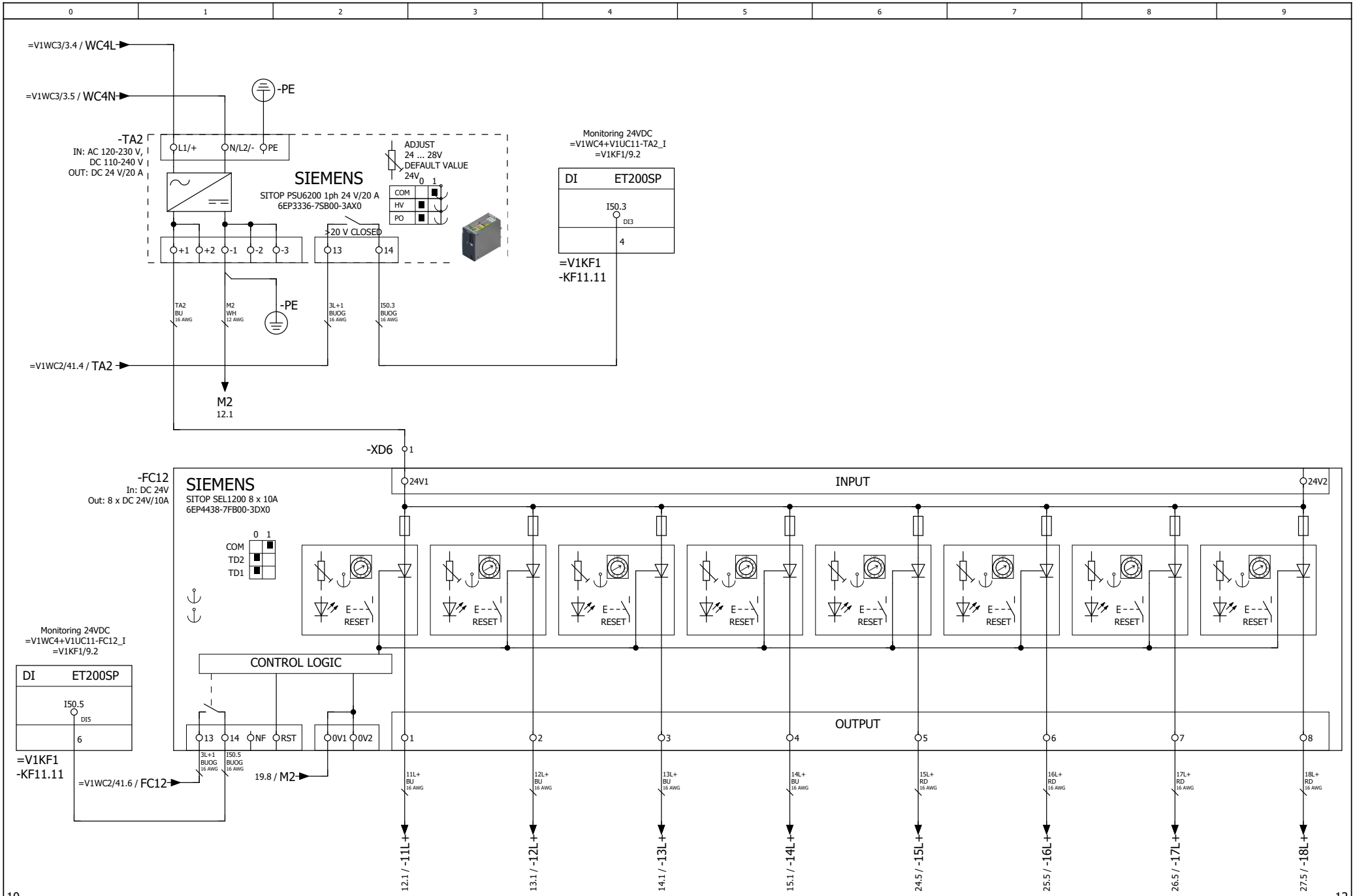

			Date	10/6/2022	Volvo Trucks North America	Valiant TMS	Power distribution 24VDC (Below Disconnect)	Drawing name: =2V11&EFS-EL	= V1WC4		
			Ed.	KMAFFRE					+ V1UC11		
			Appr		P6700 Bodyside Sub - Robot Cell 2V11			Document type: EFS	Project nr: 22-16149	Page	11
Modification	Date	Name	Original		Replacement of	Replaced by	Scale 1:1				804

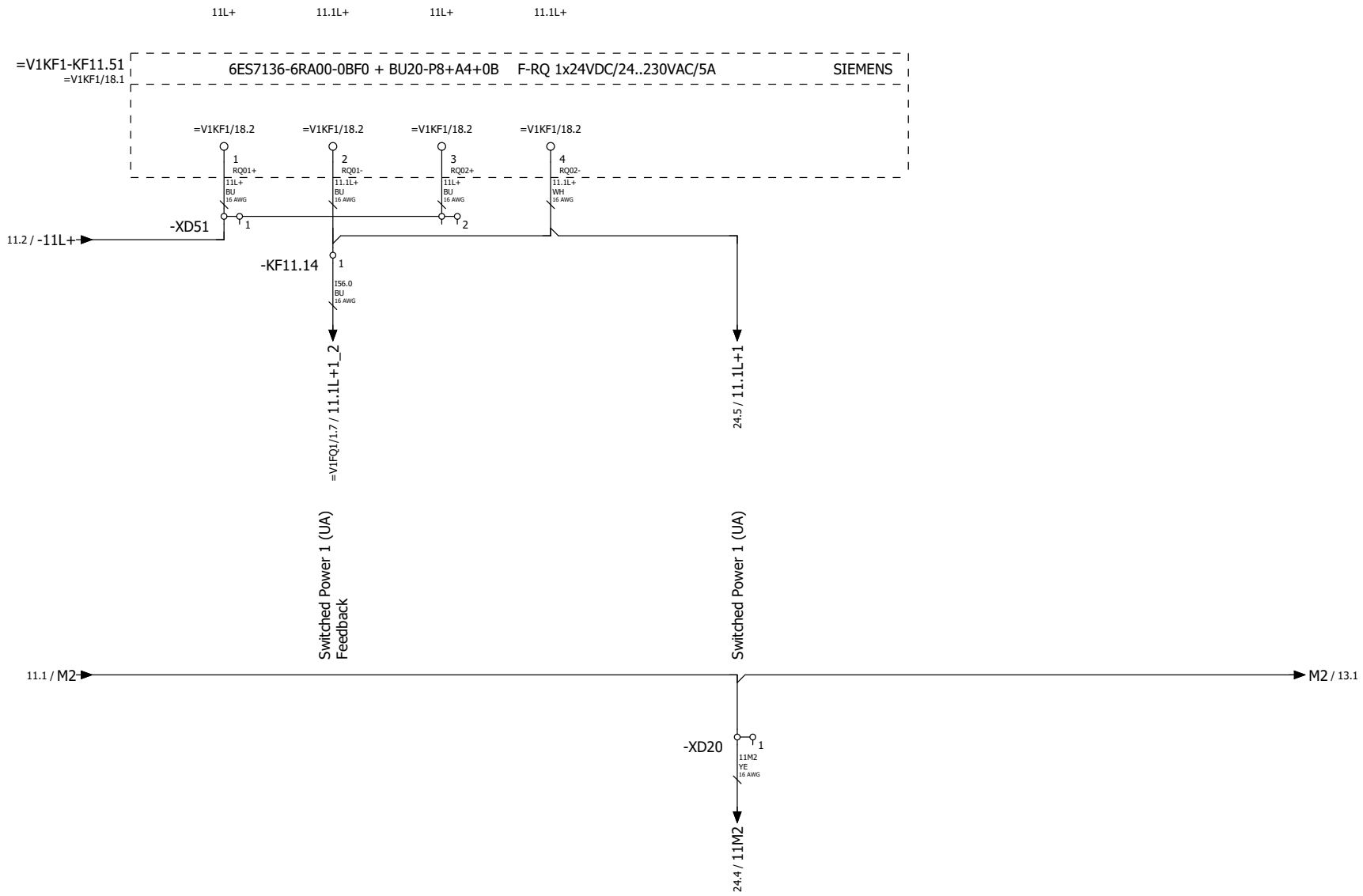

11 13

			Date	9/6/2022	Volvo Trucks North America	Valiant TMS	Power distribution 24VDC 11L+	Drawing name: =2V11&EFS-EL		= V1WC4	
			Ed.	MKLEPADLO						+ V1UC11	
			Appr		P6700 Bodyside Sub - Robot Cell 2V11			Document type: EFS	Project nr: 22-16149		Page 12
Modification	Date	Name	Original		Replacement of / Replaced by	Scale 1:1					804

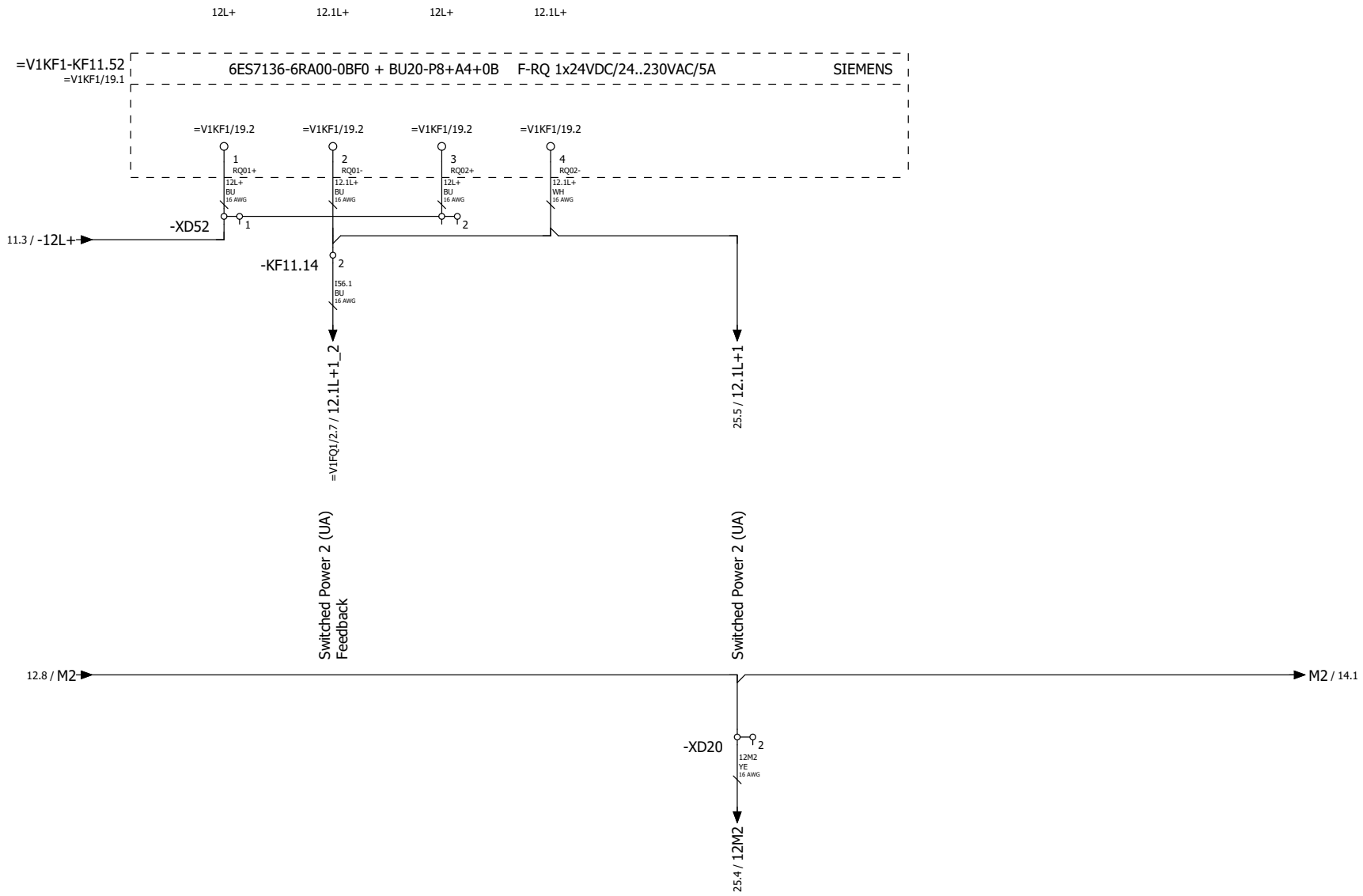

12 14

			Date	9/6/2022	Volvo Trucks North America	Valiant TMS	Power distribution 24VDC 12L+	Drawing name: =2V11&EFS-EL		= V1WC4	
			Ed.	MKLEPADLO						+ V1UC11	
			Appr		P6700 Bodyside Sub - Robot Cell 2V11			Document type: EFS	Project nr: 22-16149		Page 13
Modification	Date	Name	Original		Replacement of / Replaced by	Scale 1:1					804

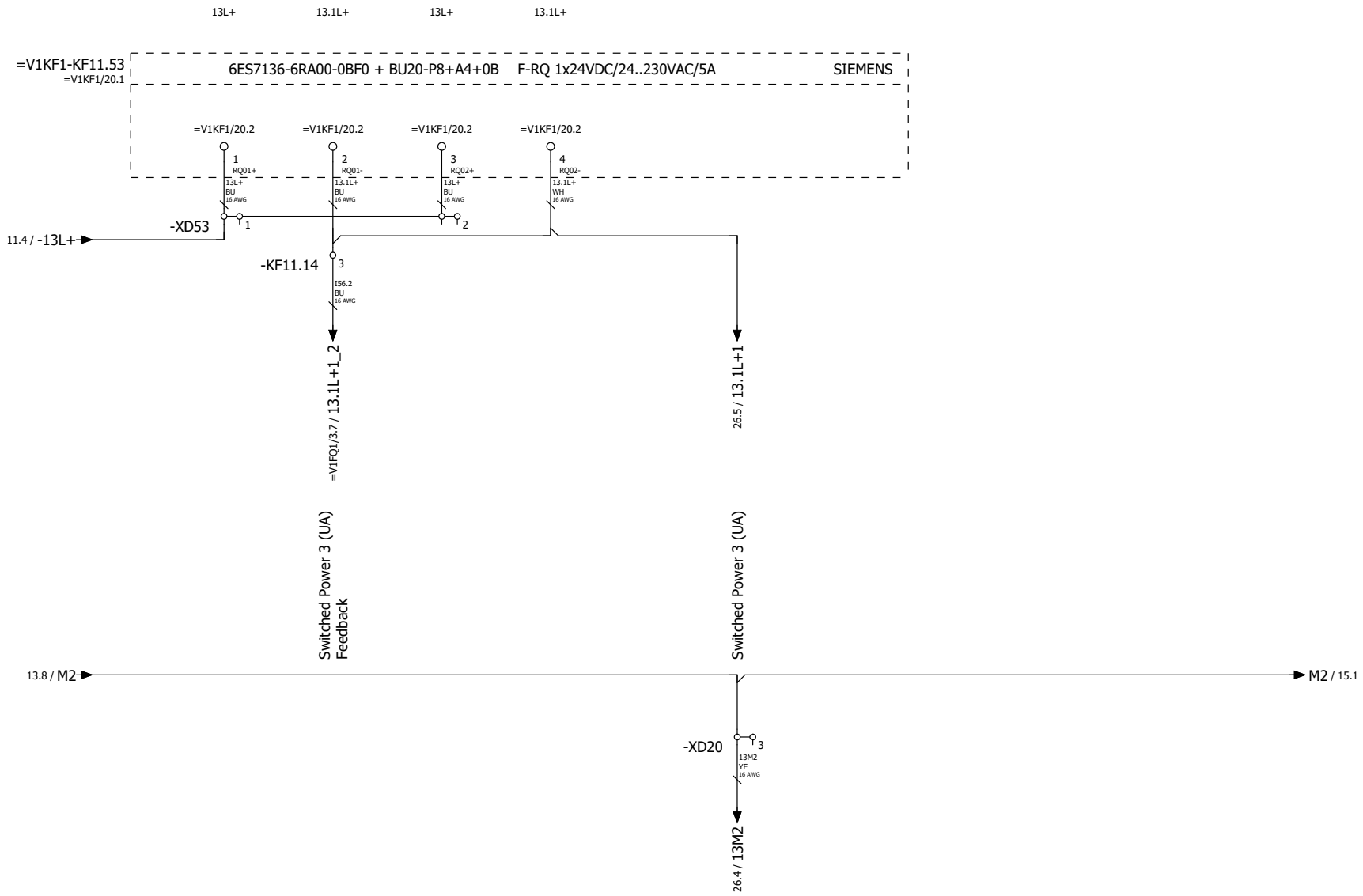

13 15

			Date	9/6/2022	Volvo Trucks North America	Valiant TMS	Power distribution 24VDC 13L+	Drawing name: =2V11&EFS-EL		= V1WC4	
			Ed.	MKLEPADLO						+ V1UC11	
			Appr		P6700 Bodyside Sub - Robot Cell 2V11			Document type: EFS	Project nr: 22-16149		Page 14
Modification	Date	Name	Original		Replacement of / Replaced by	Scale 1:1					804

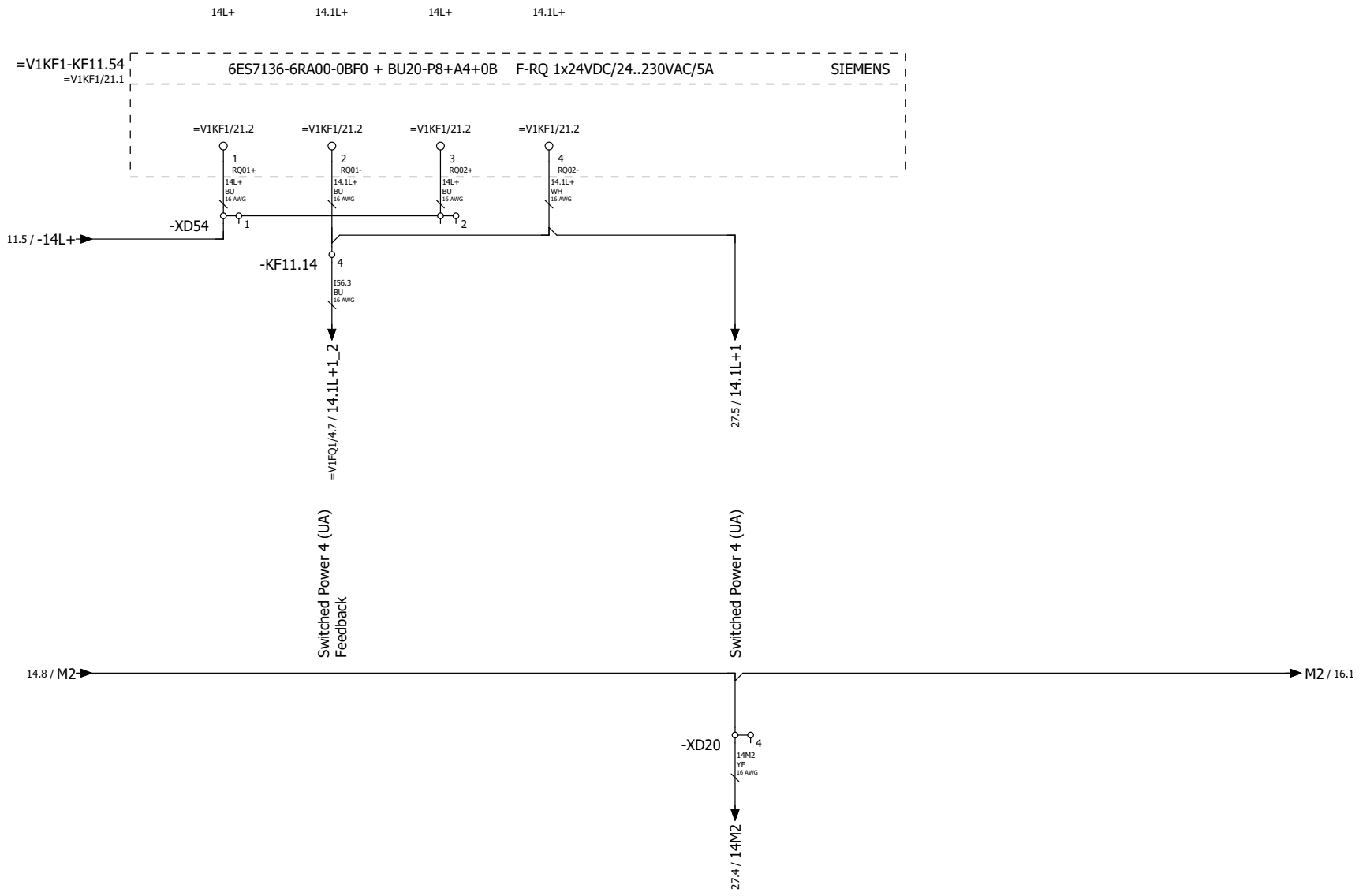

14 16

			Date	9/6/2022	Volvo Trucks North America	Valiant TMS	Power distribution 24VDC 14L+	Drawing name: =2V11&EFS-EL		= V1WC4	
			Ed.	MKLEPADLO						+ V1UC11	
			Appr		P6700 Bodyside Sub - Robot Cell 2V11			Document type: EFS	Project nr: 22-16149		Page 15
Modification	Date	Name	Original		Replacement of / Replaced by	Scale 1:1					804

15 17

			Date	9/6/2022	Volvo Trucks North America	Valiant TMS	Power distribution 24VDC 15L+	Drawing name: =2V11&EFS-EL		= V1WC4	
			Ed.	MKLEPADLO						+ V1UC11	
			Appr		P6700 Bodyside Sub - Robot Cell 2V11			Document type: EFS	Project nr: 22-16149		Page 16
Modification	Date	Name	Original		Replacement of / Replaced by	Scale 1:1					804

16 18

			Date	9/6/2022	Volvo Trucks North America	Valiant TMS	Power distribution 24VDC 16L+	Drawing name: =2V11&EFS-EL		= V1WC4	
			Ed.	MKLEPADLO						+ V1UC11	
			Appr		P6700 Bodyside Sub - Robot Cell 2V11			Document type: EFS	Project nr: 22-16149		Page 17
Modification	Date	Name	Original		Replacement of / Replaced by	Scale 1:1					804

17

19

			Date	9/6/2022	Volvo Trucks North America	Valiant TMS	Power distribution 24VDC 17L+	Drawing name: =2V11&EFS-EL		= V1WC4	
			Ed.	MKLEPADLO						+ V1UC11	
			Appr		P6700 Bodyside Sub - Robot Cell 2V11			Document type: EFS	Project nr: 22-16149		Page 18
Modification	Date	Name	Original		Replacement of / Replaced by	Scale 1:1					804

			Date	9/6/2022	Volvo Trucks North America		Valiant TMS	Power distribution 24VDC 18L+	Drawing name: =2V11&EFS-EL	= V1WC4	
			Ed.	MKLEPADLO						+ V1UC11	
			Appr		P6700 Bodyside Sub - Robot Cell 2V11				Document type: EFS	Project nr: 22-16149	Page 19
Modification	Date	Name	Original		Replacement of	Replaced by	Scale 1:1				804

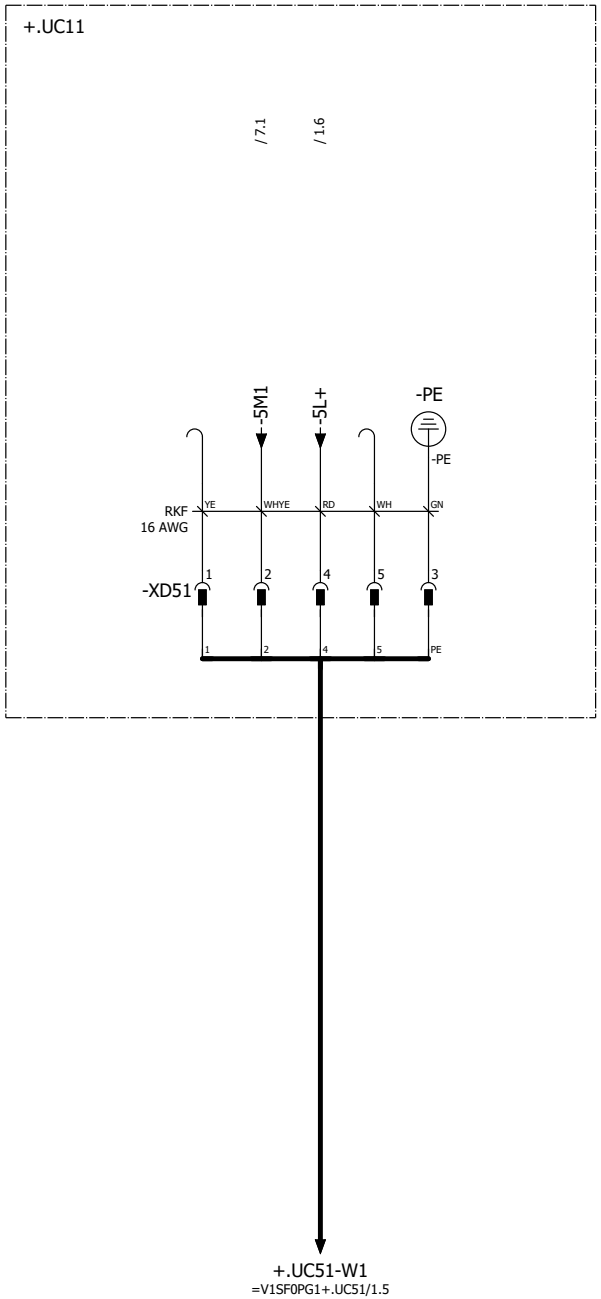

POWER IN / POWER OUT

Pin 1: 0 V UA
Pin 2: 0 V US
Pin 3: FE
Pin 4: +24 V US / 9 A
Pin 5: +24 V UA / 9 A

Pin #	WIRE	COLOR
Pin 1	N/C	YE
Pin 2	5M1	WHYE
Pin 3	GND	GN
Pin 4	5L+	RD
Pin 5	N/C	WH

			Date	9/6/2022	Volvo Trucks North America	Valiant TMS	24VDC Unswitched Power 1	Drawing name: =2V11&EFS-EL		= V1WC4	
			Ed.	MKLEPADLO						+ V1UC11	
			Appr		P6700 Bodyside Sub - Robot Cell 2V11			Document type: EFS	Project nr: 22-16149		Page 20
Modification	Date	Name	Original		Replacement of / Replaced by	Scale 1:1					804

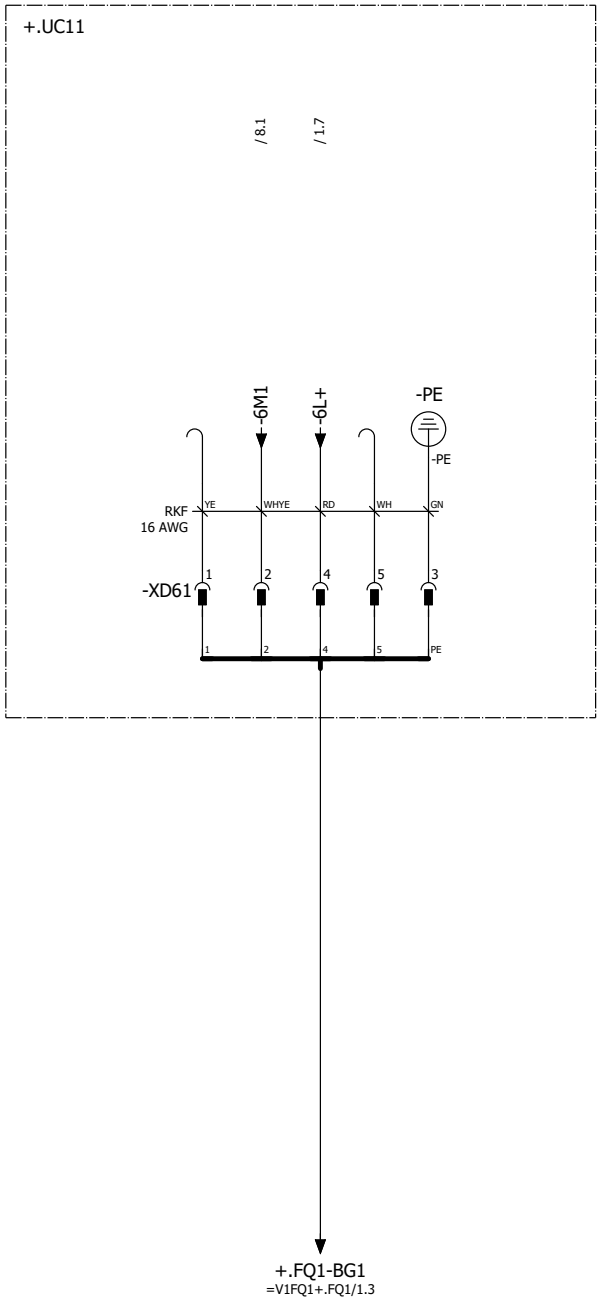

POWER IN / POWER OUT

Pin 1: 0 V UA
Pin 2: 0 V US
Pin 3: FE
Pin 4: +24 V US / 9 A
Pin 5: +24 V UA / 9 A

Pin #	WIRE	COLOR
Pin 1	N/C	YE
Pin 2	6M1	WHYE
Pin 3	GND	GN
Pin 4	6L+	RD
Pin 5	N/C	WH

			Date	9/6/2022	Volvo Trucks North America	Valiant TMS	24VDC Unswitched Power 2	Drawing name: =2V11&EFS-EL		= V1WC4	
			Ed.	MKLEPADLO						+ V1UC11	
			Appr		P6700 Bodyside Sub - Robot Cell 2V11			Document type: EFS	Project nr: 22-16149		Page 21
Modification	Date	Name	Original		Replacement of / Replaced by	Scale 1:1					804

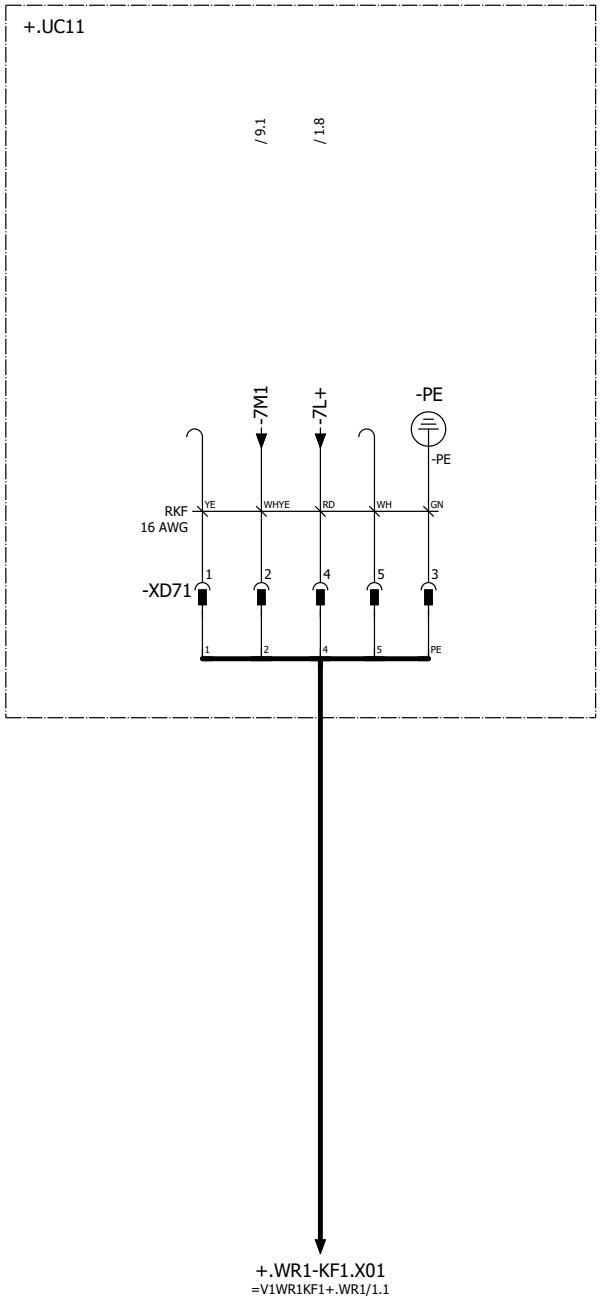

POWER IN / POWER OUT

Pin 1: 0 V UA
Pin 2: 0 V US
Pin 3: FE
Pin 4: +24 V US / 9 A
Pin 5: +24 V UA / 9 A

Pin #	WIRE	COLOR
Pin 1	N/C	YE
Pin 2	7M1	WHYE
Pin 3	GND	GN
Pin 4	7L+	RD
Pin 5	N/C	WH

			Date	9/6/2022	Volvo Trucks North America		Valiant TMS	24VDC Unswitched Power 3	Drawing name: =2V11&EFS-EL	= V1WC4	
			Ed.	MKLEPADLO						+ V1UC11	
			Appr		P6700 Bodyside Sub - Robot Cell 2V11				Document type: EFS	Project nr: 22-16149	Page 22
Modification	Date	Name	Original		Replacement of	Replaced by	Scale 1:1				804

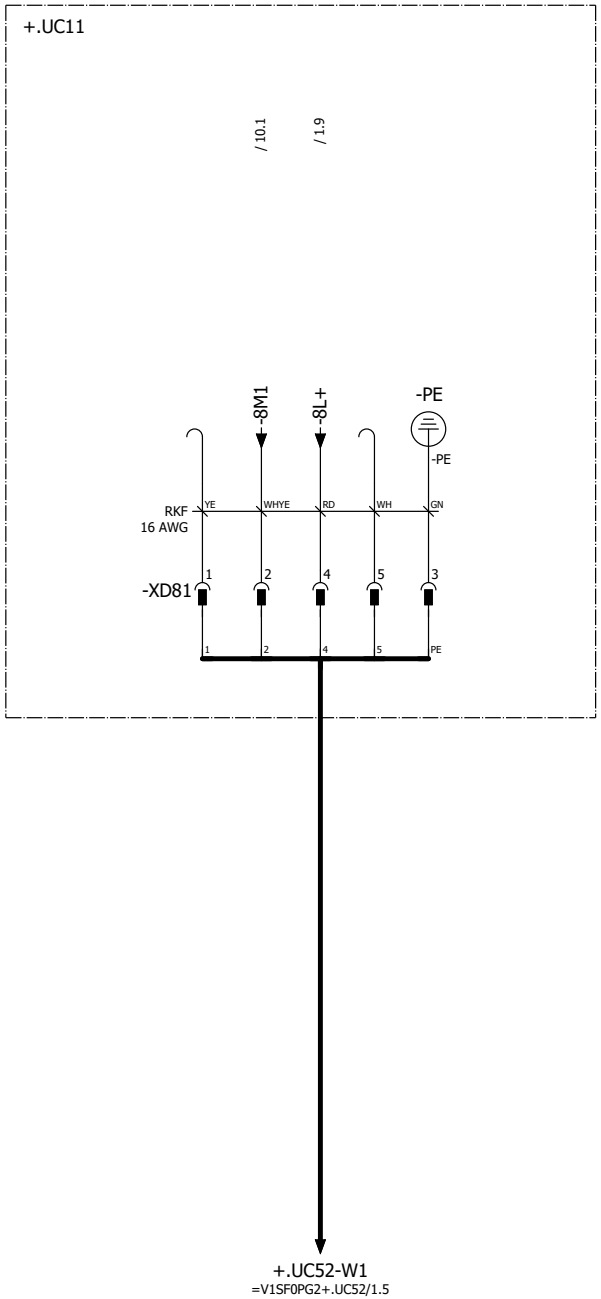

POWER IN / POWER OUT

Pin 1: 0 V UA
Pin 2: 0 V US
Pin 3: FE
Pin 4: +24 V US / 9 A
Pin 5: +24 V UA / 9 A

Pin #	WIRE	COLOR
Pin 1	N/C	YE
Pin 2	8M1	WHYE
Pin 3	GND	GN
Pin 4	8L+	RD
Pin 5	N/C	WH

22

24

			Date	9/6/2022	Volvo Trucks North America		Valiant TMS	24VDC Unswitched Power 4	Drawing name: =2V11&EFS-EL	= V1WC4	
			Ed.	MKLEPADLO						+ V1UC11	
			Appr		P6700 Bodyside Sub - Robot Cell 2V11				Document type: EFS	Project nr: 22-16149	Page 23
Modification	Date	Name	Original		Replacement of	Replaced by	Scale 1:1				804

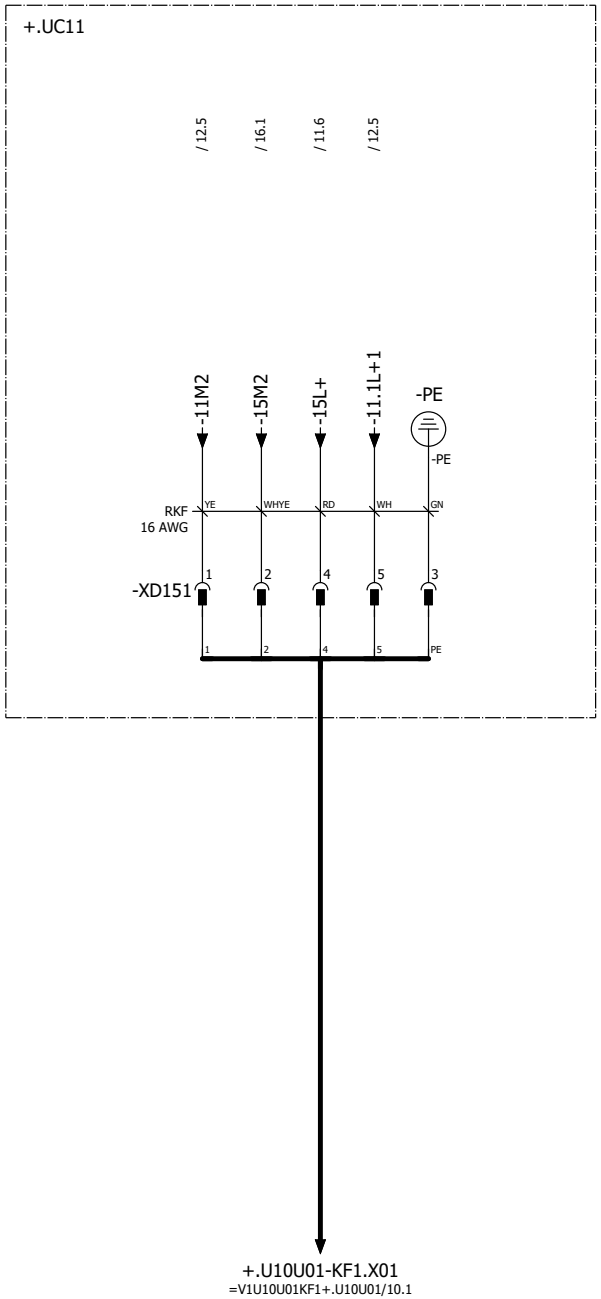

POWER IN / POWER OUT

Pin 1: 0 V UA
Pin 2: 0 V US
Pin 3: FE
Pin 4: +24 V US / 9 A
Pin 5: +24 V UA / 9 A

Pin #	WIRE	COLOR
Pin 1	11M2	YE
Pin 2	15M2	WHYE
Pin 3	GND	GN
Pin 4	15L+	RD
Pin 5	11.1L+	WH

			Date	9/6/2022	Volvo Trucks North America		Valiant TMS	24VDC Switched Power 1	Drawing name: =2V11&EFS-EL	= V1WC4	
			Ed.	MKLEPADLO						+ V1UC11	
			Appr		P6700 Bodyside Sub - Robot Cell 2V11				Document type: EFS	Project nr: 22-16149	Page 24
Modification	Date	Name	Original		Replacement of	Replaced by	Scale 1:1				804

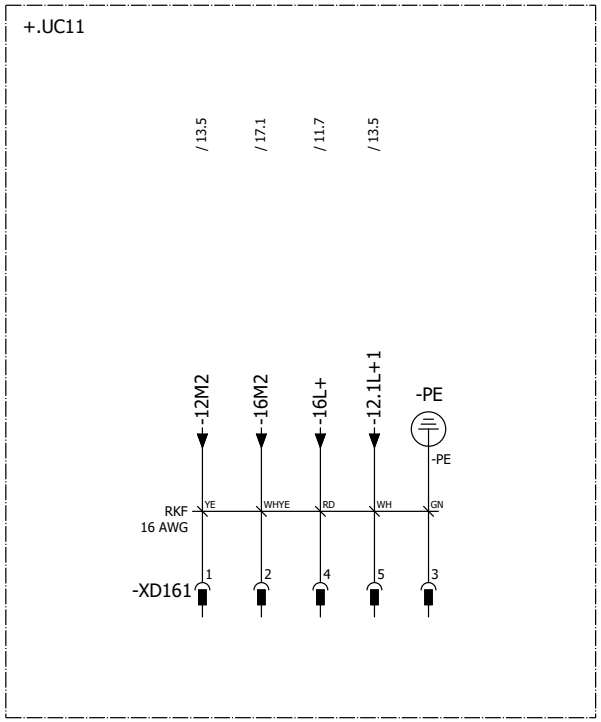

POWER IN / POWER OUT

Pin 1: 0 V UA
Pin 2: 0 V US
Pin 3: FE
Pin 4: +24 V US / 9 A
Pin 5: +24 V UA / 9 A

Pin #	WIRE	COLOR
Pin 1	12M2	YE
Pin 2	16M2	WHYE
Pin 3	GND	GN
Pin 4	16L+	RD
Pin 5	12.1L+	WH

			Date	9/6/2022	Volvo Trucks North America		Valiant TMS	24VDC Switched Power 2	Drawing name: =2V11&EFS-EL	= V1WC4	
			Ed.	MKLEPADLO						+ V1UC11	
			Appr		P6700 Bodyside Sub - Robot Cell 2V11				Document type: EFS	Project nr: 22-16149	Page 25
Modification	Date	Name	Original		Replacement of	Replaced by	Scale 1:1				804

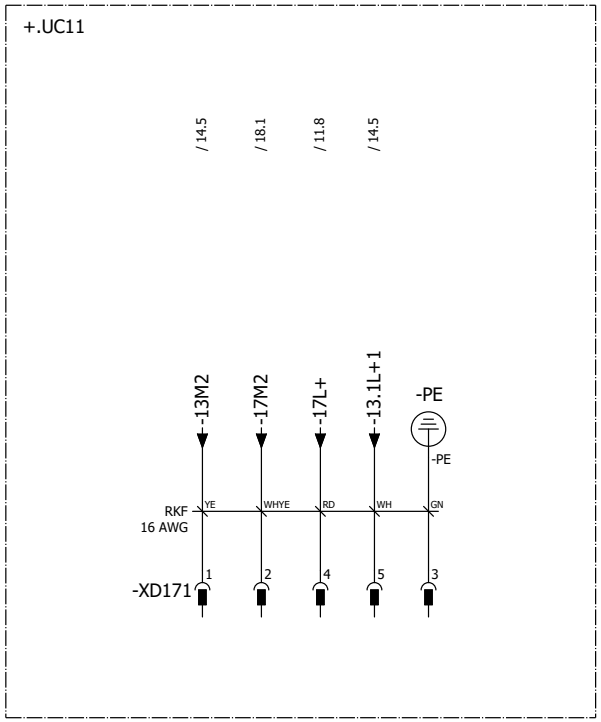

POWER IN / POWER OUT

Pin 1: 0 V UA
Pin 2: 0 V US
Pin 3: FE
Pin 4: +24 V US / 9 A
Pin 5: +24 V UA / 9 A

Pin #	WIRE	COLOR
Pin 1	13M2	YE
Pin 2	17M2	WHYE
Pin 3	GND	GN
Pin 4	17L+	RD
Pin 5	13.1L+	WH

			Date	9/6/2022	Volvo Trucks North America	Valiant TMS	24VDC Switched Power 3	Drawing name: =2V11&EFS-EL		= V1WC4	
			Ed.	MKLEPADLO						+ V1UC11	
			Appr		P6700 Bodyside Sub - Robot Cell 2V11			Document type: EFS	Project nr: 22-16149		Page 26
Modification	Date	Name	Original		Replacement of / Replaced by	Scale 1:1					804

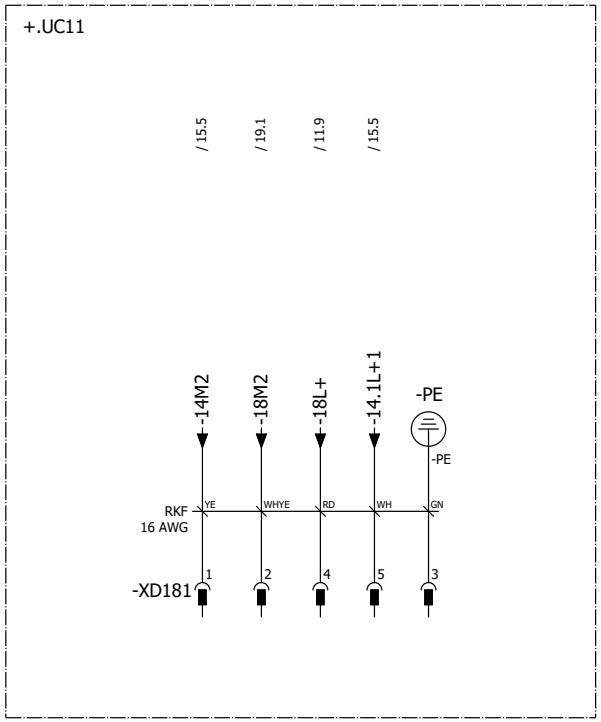

POWER IN / POWER OUT

Pin 1: 0 V UA
Pin 2: 0 V US
Pin 3: FE
Pin 4: +24 V US / 9 A
Pin 5: +24 V UA / 9 A

Pin #	WIRE	COLOR
Pin 1	14M2	YE
Pin 2	18M2	WHYE
Pin 3	GND	GN
Pin 4	15L+	RD
Pin 5	14.1L+	WH

			Date	9/6/2022	Volvo Trucks North America	Valiant TMS	24VDC Switched Power 4	Drawing name: =2V11&EFS-EL	= V1WC4		
			Ed.	MKLEPADLO	P6700 Bodyside Sub - Robot Cell 2V11				+ V1UC11		
			Appr					Document type: EFS	Project nr: 22-16149	Page	27
Modification	Date	Name	Original		Replacement of / Replaced by	Scale 1:1					804

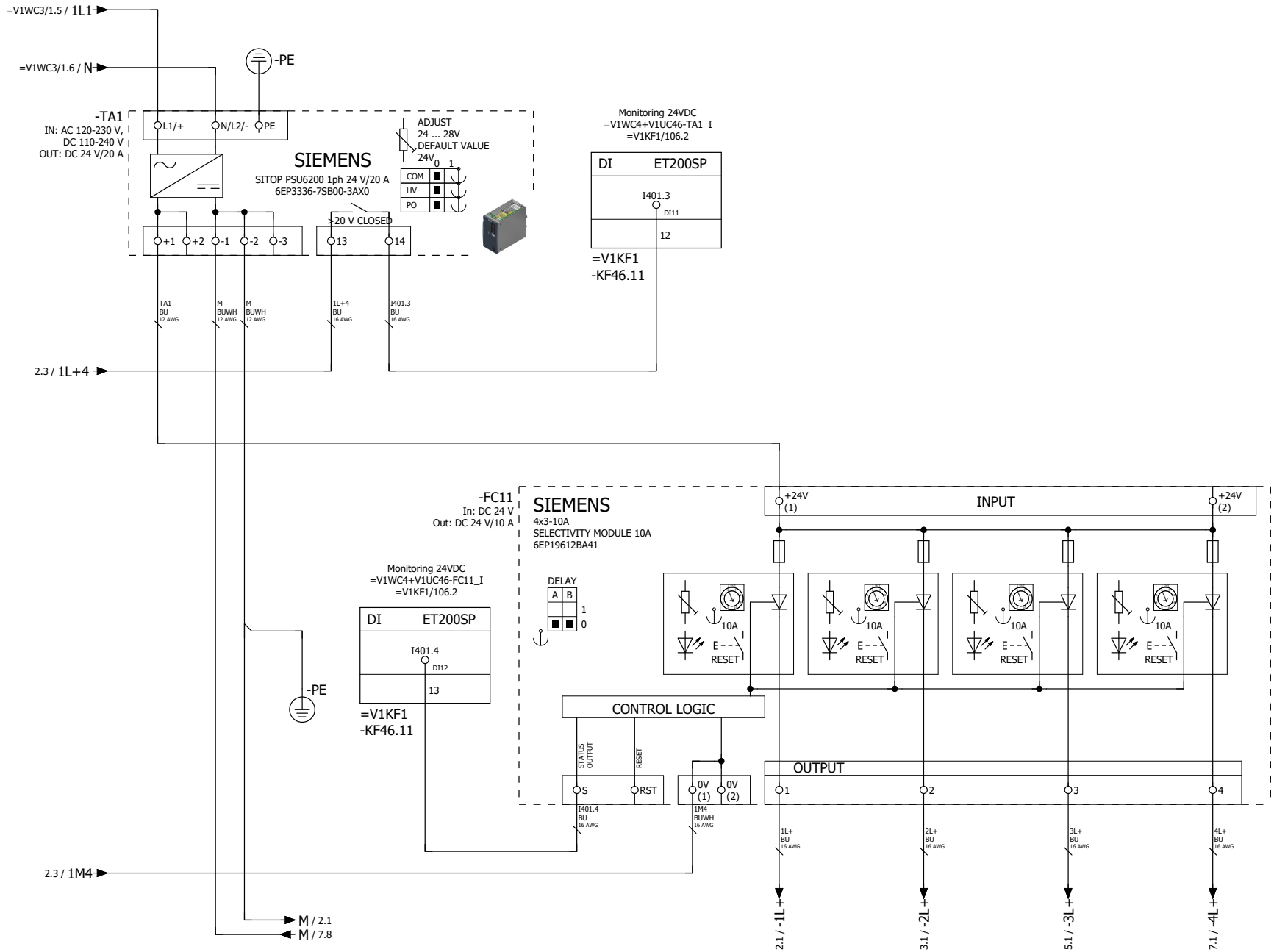

+.UC11/27

2

			Date	9/6/2022	Volvo Trucks North America	Valiant TMS	Power distribution 24VDC for Inputs	Drawing name: =2V11&EFS-EL		= V1WC4	
			Ed.	MKLEPADLO						+ V1UC46	
			Appr		P6700 Bodyside Sub - Robot Cell 2V11			Document type: EFS	Project nr: 22-16149		Page 1
Modification	Date	Name	Original		Replacement of	Replaced by	Scale 1:1				804



1 3

			Date	9/6/2022	Volvo Trucks North America		Valiant TMS	Power distribution 24VDC 1L+	Drawing name: =2V11&EFS-EL	= V1WC4	
			Ed.	MKLEPADLO						+ V1UC46	
			Appr		P6700 Bodyside Sub - Robot Cell 2V11				Document type: EFS	Project nr: 22-16149	Page 2
Modification	Date	Name	Original		Replacement of	Replaced by	Scale 1:1				804



2 4

			Date	9/6/2022	Volvo Trucks North America	Valiant TMS	Power distribution 24VDC 2L+	Drawing name: =2V11&EFS-EL		= V1WC4		
			Ed.	MKLEPADLO						+ V1UC46		
			Appr		P6700 Bodyside Sub - Robot Cell 2V11			Document type: EFS	Project nr: 22-16149		Page	3
Modification	Date	Name	Original		Replacement of	Replaced by	Scale 1:1					804

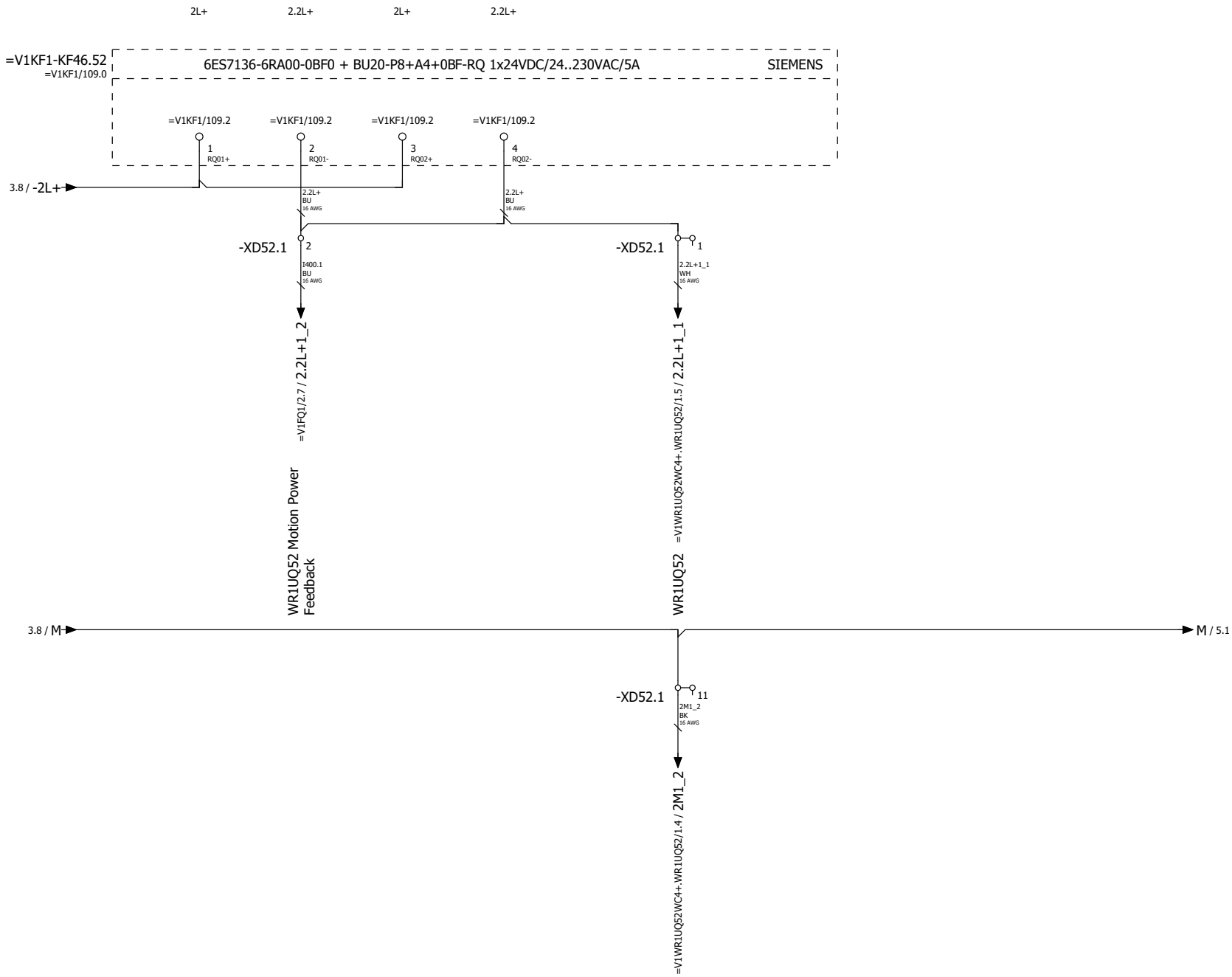

3 5

			Date	9/6/2022	Volvo Trucks North America	Valiant TMS	Power distribution 24VDC 2L+	Drawing name: =2V11&EFS-EL		= V1WC4	
			Ed.	MKLEPADLO						+ V1UC46	
			Appr		P6700 Bodyside Sub - Robot Cell 2V11			Document type: EFS	Project nr: 22-16149		Page 4
Modification	Date	Name	Original		Replacement of	Replaced by	Scale 1:1				804



4

6

			Date	9/6/2022	Volvo Trucks North America		Valiant TMS	Power distribution 24VDC 3L+	Drawing name: =2V11&EFS-EL		= V1WC4	
			Ed.	MKLEPADLO							+ V1UC46	
			Appr		P6700 Bodyside Sub - Robot Cell 2V11				Document type: EFS	Project nr: 22-16149		Page 5
Modification	Date	Name	Original		Replacement of	Replaced by	Scale 1:1					804

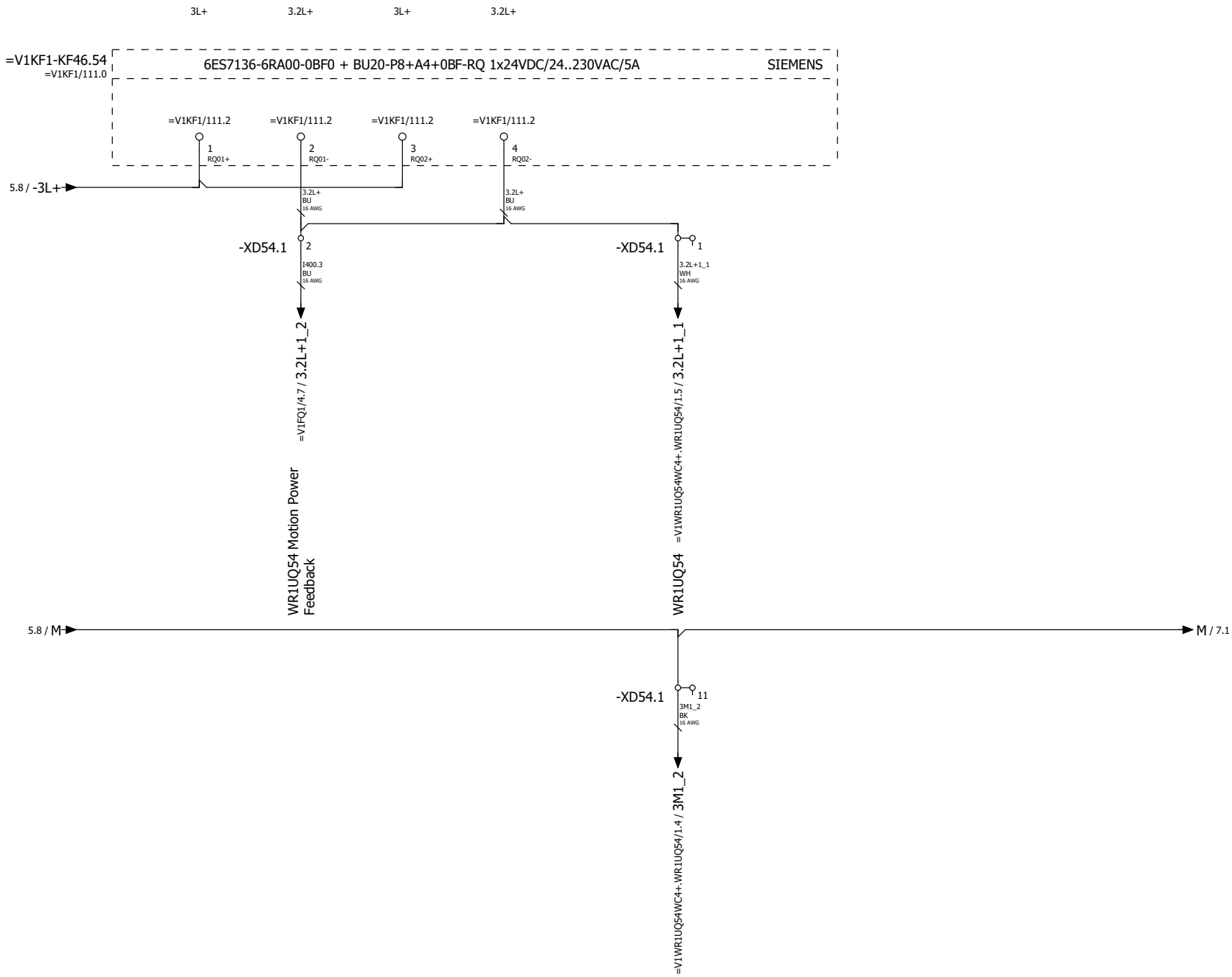

5 7

			Date	9/6/2022	Volvo Trucks North America	Valiant TMS	Power distribution 24VDC 3L+	Drawing name: =2V11&EFS-EL		= V1WC4	
			Ed.	MKLEPADLO						+ V1UC46	
			Appr		P6700 Bodyside Sub - Robot Cell 2V11			Document type: EFS	Project nr: 22-16149		Page 6
Modification	Date	Name	Original		Replacement of	Replaced by	Scale 1:1				804



6

=V1WR1BG0+.WR1/1

			Date	9/6/2022	Volvo Trucks North America	Valiant TMS	Power distribution 24VDC 4L+	Drawing name: =2V11&EFS-EL		= V1WC4	
			Ed.	MKLEPADLO						+ V1UC46	
			Appr		P6700 Bodyside Sub - Robot Cell 2V11			Document type: EFS	Project nr: 22-16149		Page 7
Modification	Date	Name	Original		Replacement of / Replaced by	Scale 1:1					804

VERIFY WHAT TYPE SWITCHES ARE USED. Supplied by WEISS
RWD - switch part # not listed

BG01 - Pepperl & Fuchs U-sensor (P+F via Weiss)
BG02~05 - Turck Cube sensor (Turck via Weiss)

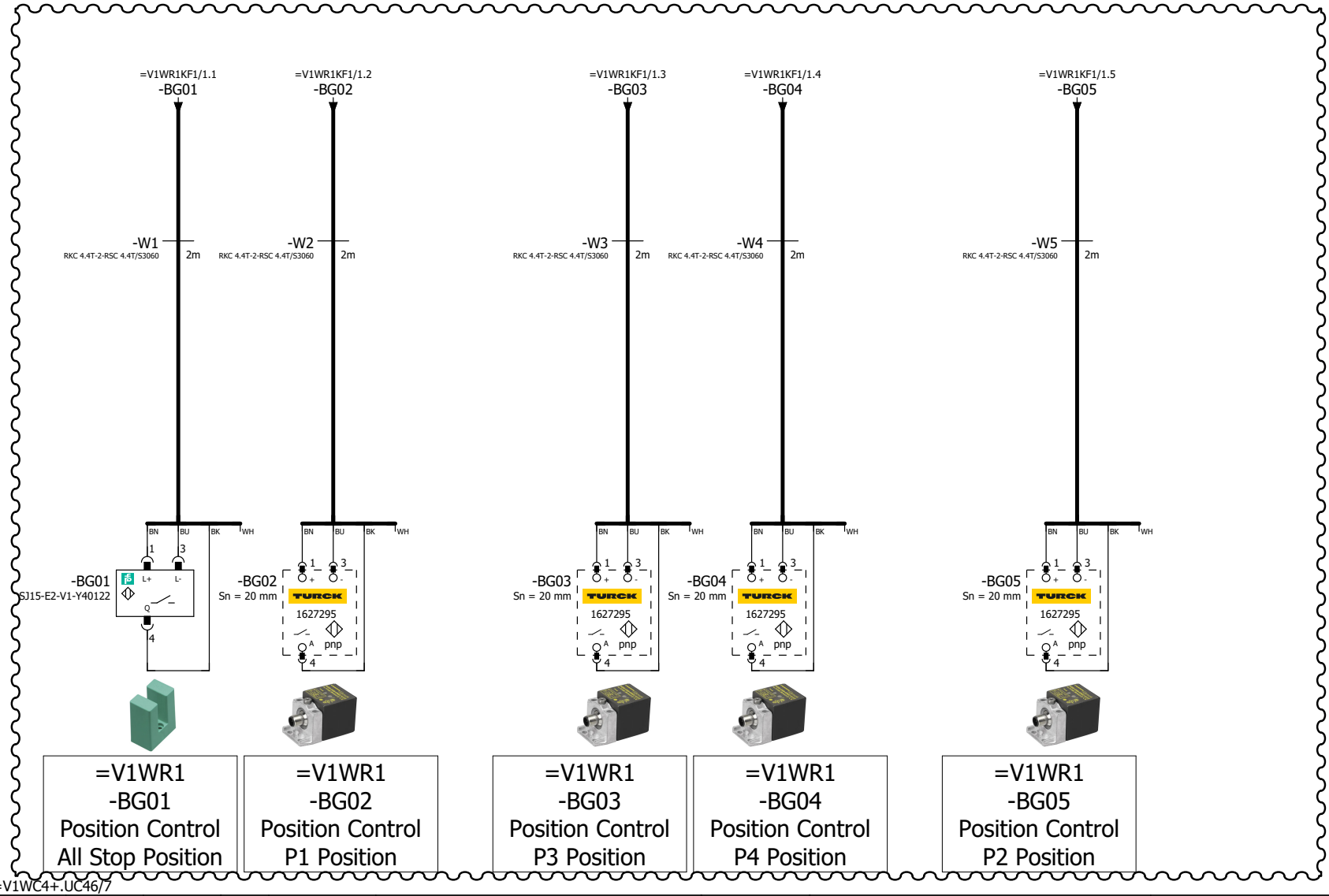

=V1WC4+.UC46/7

=V1WR1KF1/1

			Date	10/12/2022	Volvo Trucks North America		Valiant TMS	TURNTABLE POSITION SENSORS	Drawing name: =2V11&EFS-EL	= V1WR1BG0	
			Ed.	KMAFFRE						+ V1WR1	
			Appr		P6700 Bodyside Sub - Robot Cell 2V11				Document type: EFS	Project nr: 22-16149	Page 1
Modification	Date	Name	Original		Replacement of	Replaced by	Scale 1:1				804

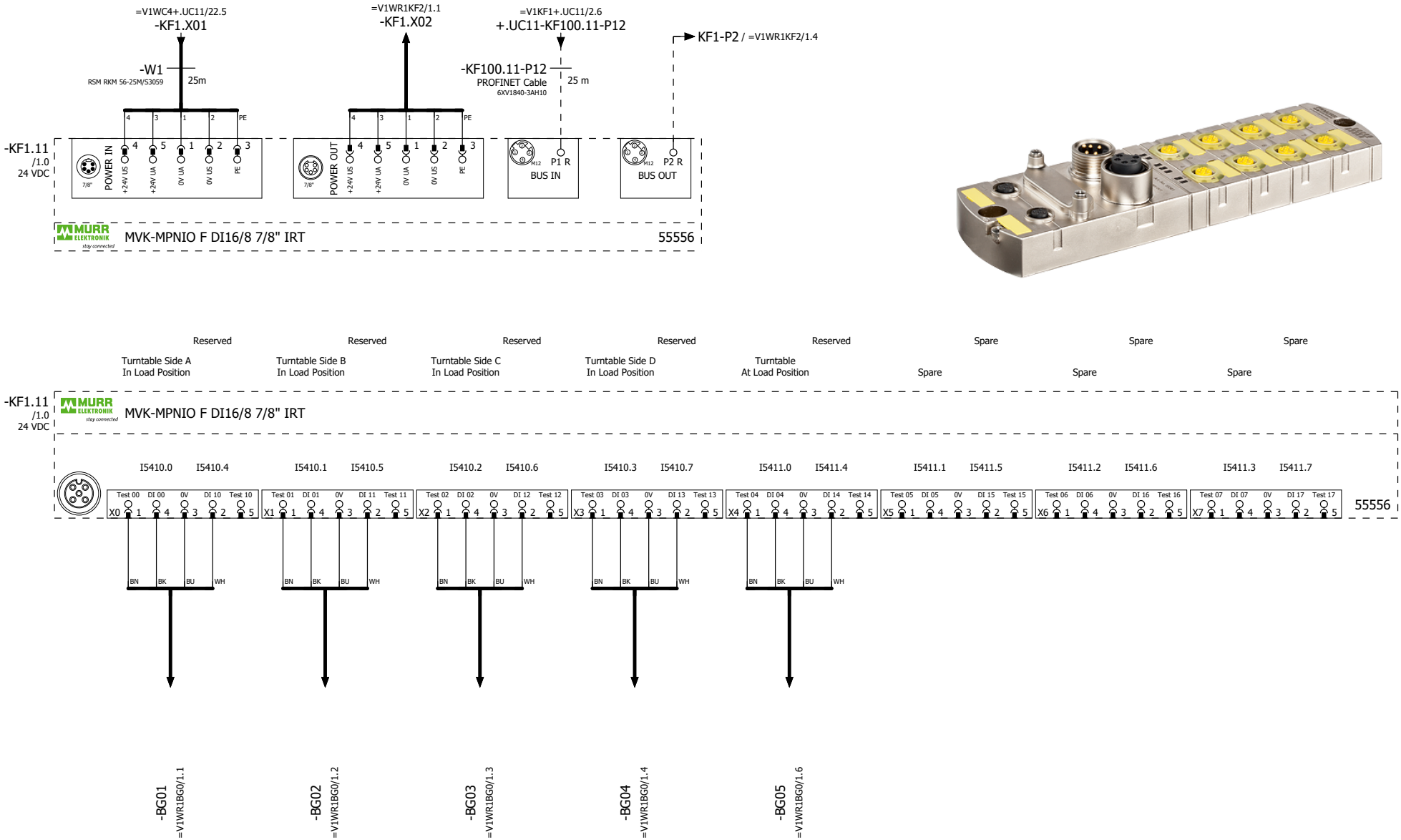

=V1WR1BG0/1

=V1WR1KF2/1

			Date	10/12/2022	Volvo Trucks North America	Valiant TMS	MURR MODULE SAFE 16 IN	Drawing name: =2V11&EFS-EL	= V1WR1KF1		
			Ed.	KMAFFRE					+ V1WR1		
			Appr		P6700 Bodyside Sub - Robot Cell 2V11	Scale 1:1		Document type: EFS	Project nr: 22-16149	Page	1
Modification	Date	Name	Original		Replacement of / Replaced by						804

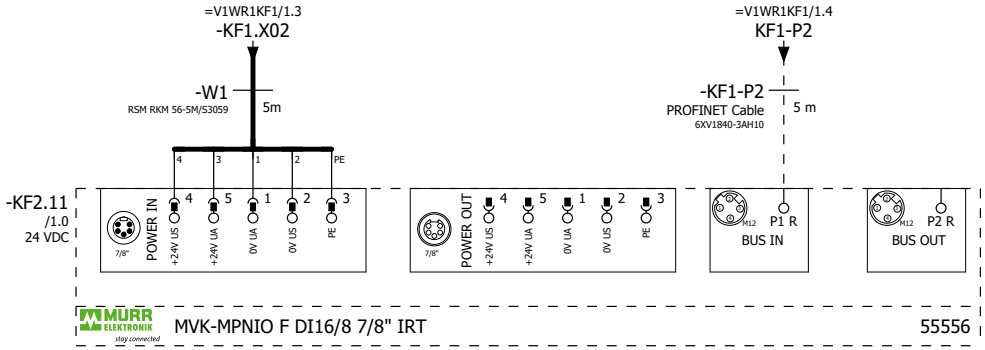

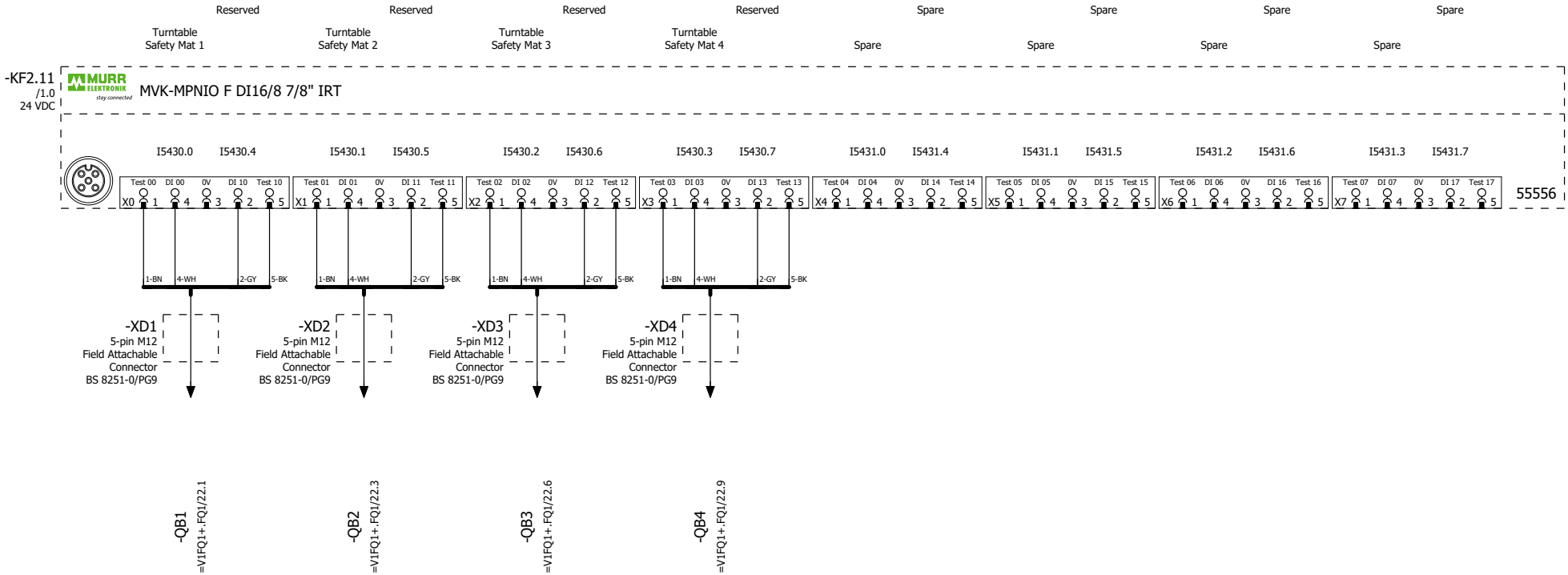

=V1WR1KF1/1

=V1WR1UQ51BG0+.WR1UQ51/1

			Date	10/12/2022	Volvo Trucks North America	Valiant TMS	MURR MODULE SAFE 16 IN	Drawing name: =2V11&EFS-EL	= V1WR1KF2		
			Ed.	KMAFFRE					+ V1WR1		
			Appr		P6700 Bodyside Sub - Robot Cell 2V11			Document type: EFS	Project nr: 22-16149	Page	1
Modification	Date	Name	Original		Replacement of / Replaced by	Scale 1:1					804

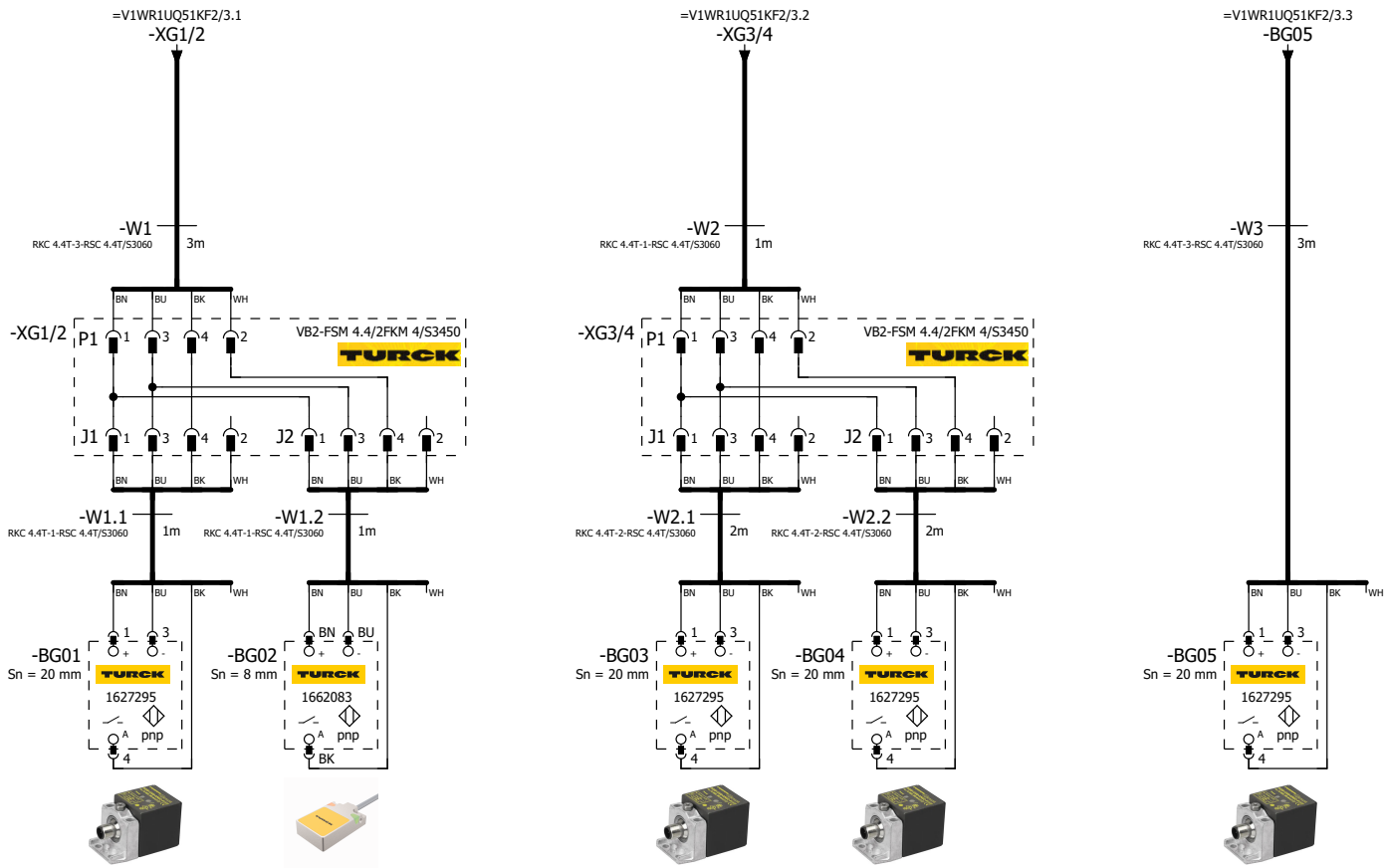

=V1WR1UQ51 -BG01 Header Frt Otr Pnl (L230/290/320)	=V1WR1UQ51 -BG02 Structural Baffle (L230/290/320)	=V1WR1UQ51 -BG03 Header Rr Otr Pnl (L230)	=V1WR1UQ51 -BG04 Header Rr Otr Pnl (L290)	=V1WR1UQ51 -BG05 Header Rr Otr Pnl (L320)

=V1WR1KF2+V1WR1/1

2

			Date	9/6/2022	Volvo Trucks North America		Valiant TMS	SENSORS	Drawing name: =2V11&EFS-EL	= V1WR1UQ51BG0	
			Ed.	MKLEPADLO						+ V1WR1UQ51	
			Appr		P6700 Bodyside Sub - Robot Cell 2V11				Document type: EFS	Project nr: 22-16149	Page 1
Modification	Date	Name	Original		Replacement of	Replaced by	Scale 1:1				804

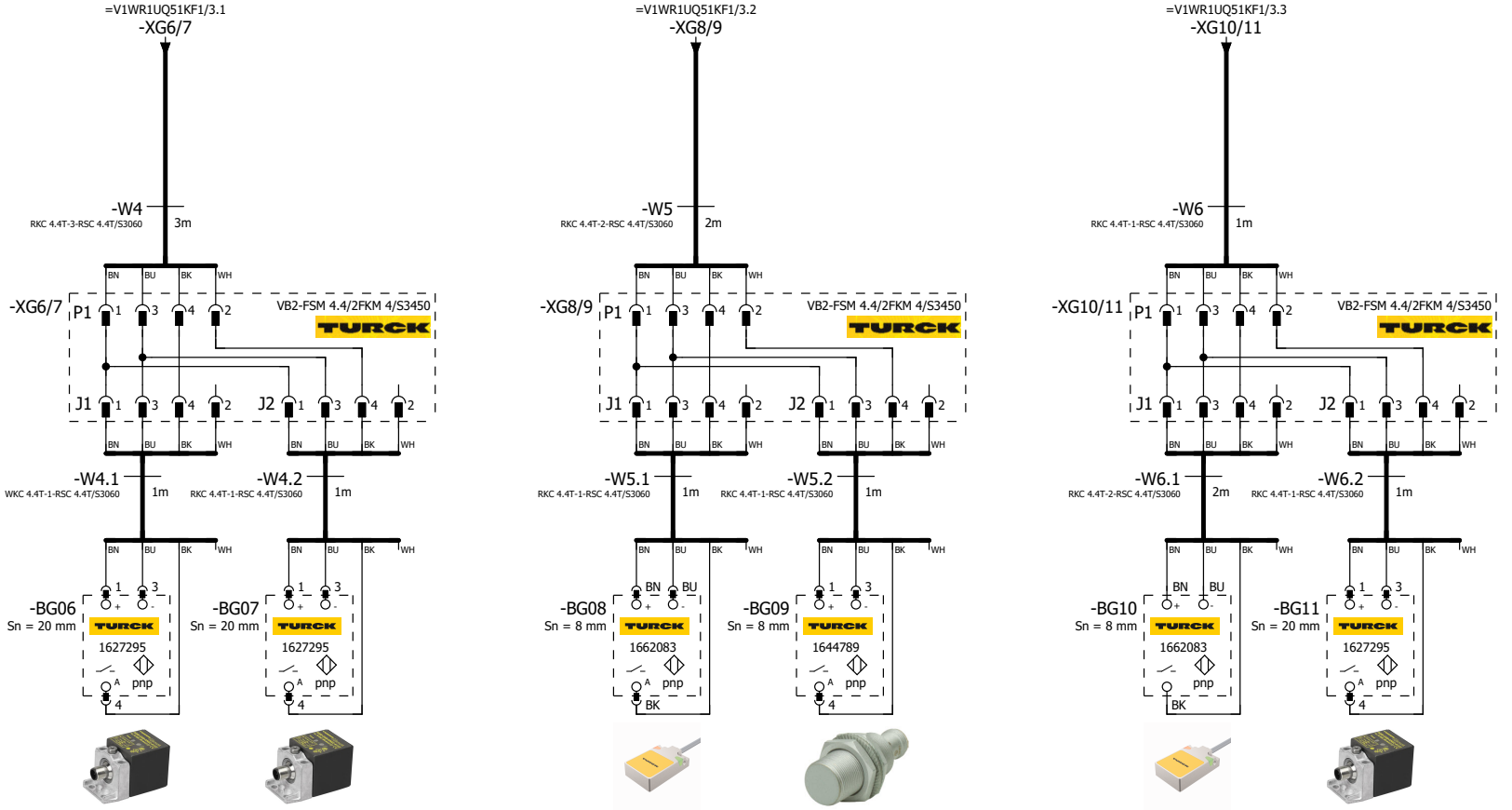

=V1WR1UQ51 -BG06 Outer Roof Rail (Daycab)	=V1WR1UQ51 -BG07 Outer Roof Rail (Daycab)	=V1WR1UQ51 -BG08 Brkt Lock C-Pillar (L230/290/320)	=V1WR1UQ51 -BG09 C-Pillar Assembly (L230/290/320)	=V1WR1UQ51 -BG10 Reinforcement Assy (Daycab)	=V1WR1UQ51 -BG11 C-Pillar Assembly (L230/290/320)

1 3

			Date	9/6/2022	Volvo Trucks North America		Valiant TMS	SENSORS	Drawing name: =2V11&EFS-EL	= V1WR1UQ51BG0	
			Ed.	MKLEPADLO						+ V1WR1UQ51	
			Appr		P6700 Bodyside Sub - Robot Cell 2V11				Document type: EFS	Project nr: 22-16149	Page 2
Modification	Date	Name	Original		Replacement of	Replaced by	Scale 1:1				804

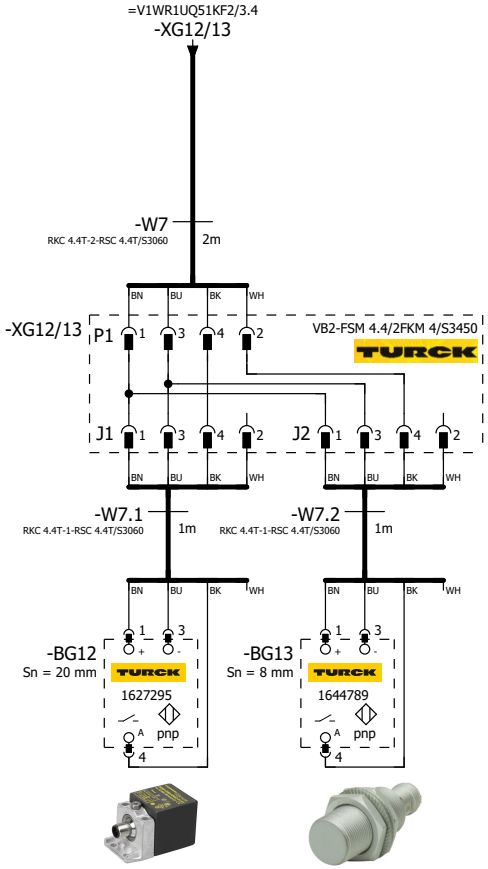

=V1WR1UQ51 -BG12 Header Rr Otr Pnl (L230/290/320)	=V1WR1UQ51 -BG13 Header Frt Otr Pnl (L230/290/320)

2

=V1WR1UQ51KF1/1

			Date	9/6/2022	Volvo Trucks North America		Valiant TMS	SENSORS	Drawing name: =2V11&EFS-EL	= V1WR1UQ51BG0	
			Ed.	MKLEPADLO						+ V1WR1UQ51	
			Appr		P6700 Bodyside Sub - Robot Cell 2V11				Document type: EFS	Project nr: 22-16149	Page 3
Modification	Date	Name	Original		Replacement of	Replaced by	Scale 1:1				804

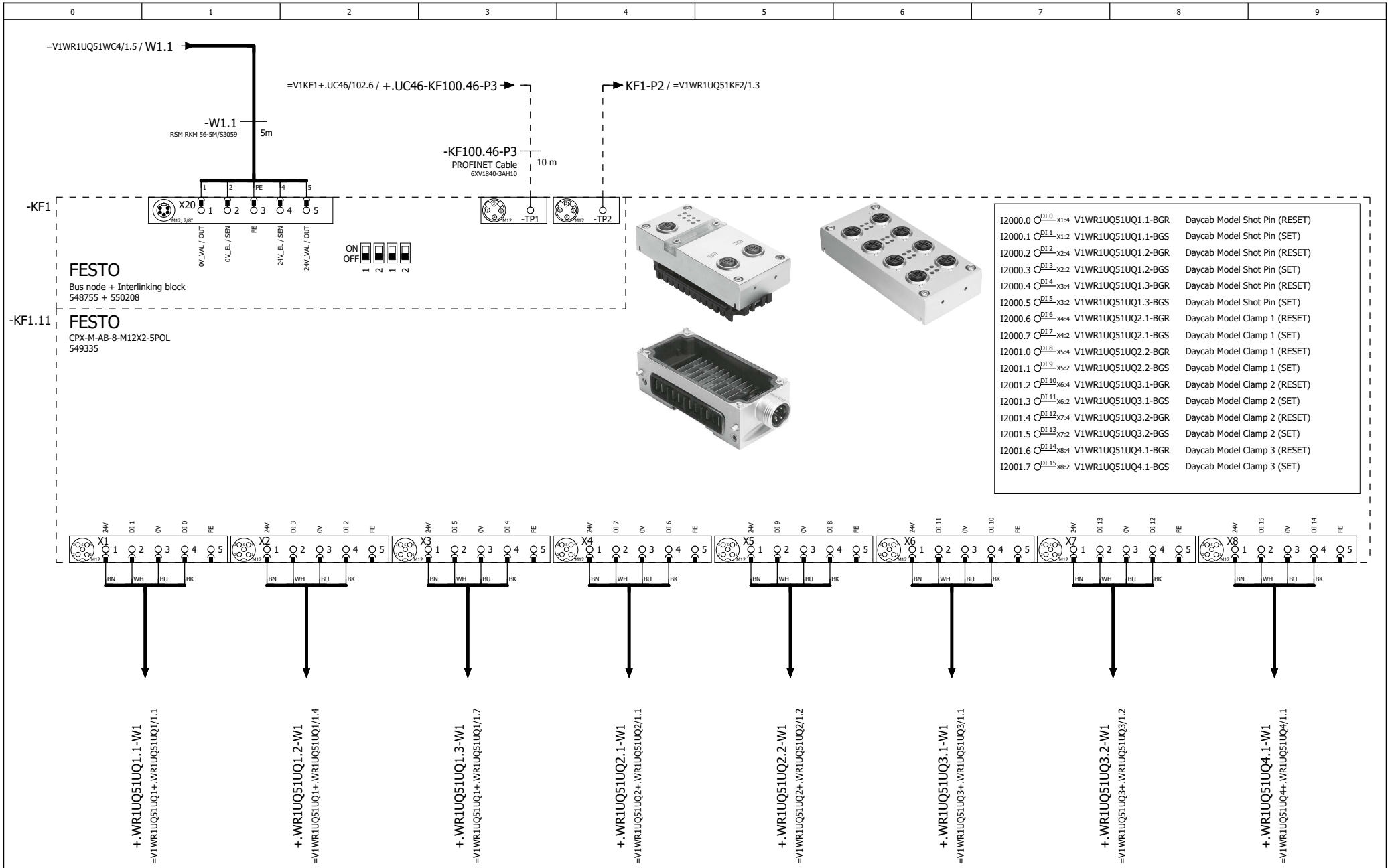

=V1WR1UQ51BG0/3

2

			Date	9/6/2022	Volvo Trucks North America	Valiant TMS	CONNECTING MOD. FOR VTSA MANIFOLD	Drawing name: =2V11&EFS-EL		= V1WR1UQ51KF1	
			Ed.	MKLEPADLO						+ V1WR1UQ51	
			Appr		P6700 Bodyside Sub - Robot Cell 2V11			Document type: EFS	Project nr: 22-16149		Page 1
Modification	Date	Name	Original		Replacement of / Replaced by	Scale 1:1					804

0	1	2	3	4	5	6	7	8	9

I2002.0	DI 0 X1:4	V1WR1UQ51UQ5.1-BGR	L230/290/320 Model Clamp 1 (RESET)
I2002.1	DI 1 X1:2	V1WR1UQ51UQ5.1-BGS	L230/290/320 Model Clamp 1 (SET)
I2002.2	DI 2 X2:4	V1WR1UQ51UQ5.2-BGR	L230/290/320 Model Clamp 1 (RESET)
I2002.3	DI 3 X2:2	V1WR1UQ51UQ5.2-BGS	L230/290/320 Model Clamp 1 (SET)
I2002.4	DI 4 X3:4	V1WR1UQ51UQ6.1-BGR	L230/290/320 Model Shot Pin 1 (RESET)
I2002.5	DI 5 X3:2	V1WR1UQ51UQ6.1-BGS	L230/290/320 Model Shot Pin 1 (SET)
I2002.6	DI 6 X4:4	V1WR1UQ51UQ7.1-BGR	L230 Model Clamp 1 (RESET)
I2002.7	DI 7 X4:2	V1WR1UQ51UQ7.1-BGS	L230 Model Clamp 1 (SET)
I2003.0	DI 8 X5:4	V1WR1UQ51UQ8.1-BGR	L290 Model Clamp 1 (RESET)
I2003.1	DI 9 X5:2	V1WR1UQ51UQ8.1-BGS	L290 Model Clamp 1 (SET)
I2003.2	DI 10 X6:4	V1WR1UQ51UQ9.1-BGR	L230 Model Shot Pin 1 (RESET)
I2003.3	DI 11 X6:2	V1WR1UQ51UQ9.1-BGS	L230 Model Shot Pin 1 (SET)
I2003.4	DI 12 X7:4	V1WR1UQ51UQ10.1-BGR	L290 Model Shot Pin 1 (RESET)
I2003.5	DI 13 X7:2	V1WR1UQ51UQ10.1-BGS	L290 Model Shot Pin 1 (SET)
I2003.6	DI 14 X8:4	I2003.6	SPARE
I2003.7	DI 15 X8:2	I2003.7	SPARE

-KF1.12

FESTO

CPX-M-AB-8-M12X2-5POL

549335

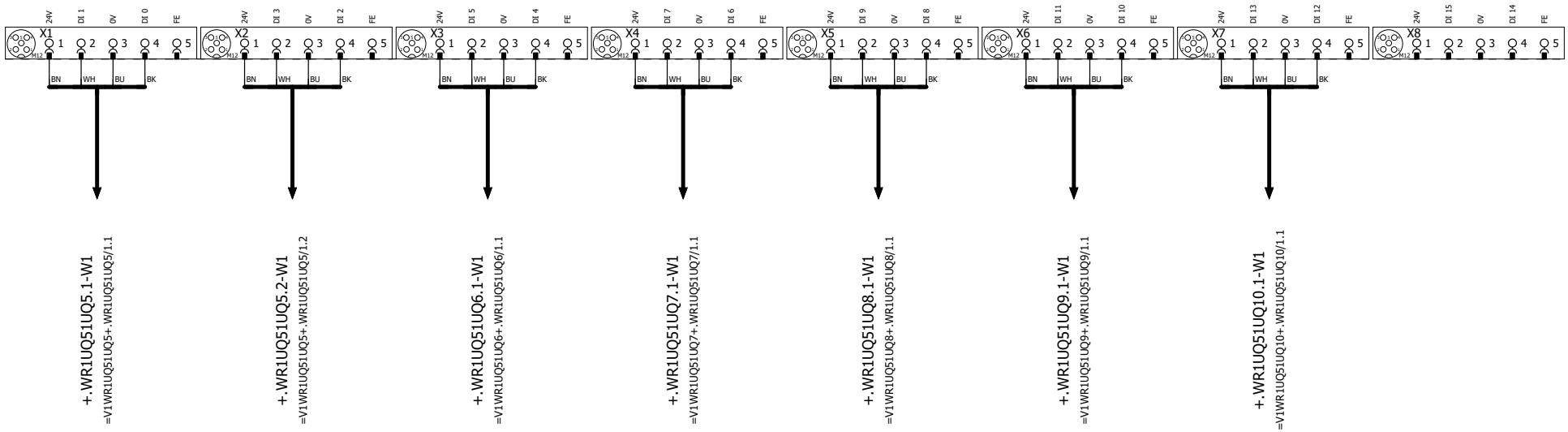

1 3

			Date	9/6/2022	Volvo Trucks North America	Valiant TMS	I/O MOD. DI16 (8 x M12) FOR VTSA-F	Drawing name: =2V11&EFS-EL		= V1WR1UQ51KF1	
			Ed.	MKLEPADLO						+ V1WR1UQ51	
			Appr		P6700 Bodyside Sub - Robot Cell 2V11			Document type: EFS	Project nr: 22-16149		Page 2
Modification	Date	Name	Original		Replacement of / Replaced by	Scale 1:1					804

0	1	2	3	4	5	6	7	8	9

I2004.0	DI 0 X1:4	V1WR1UQ51-BG06	Sensor Outer Roof Rail (Daycab)
I2004.1	DI 1 X1:2	V1WR1UQ51-BG07	Sensor Outer Roof Rail (Daycab)
I2004.2	DI 2 X2:4	V1WR1UQ51-BG08	Sensor Brkt Lock C-Pillar Assy (L230/290/320)
I2004.3	DI 3 X2:2	V1WR1UQ51-BG09	Sensor C-Pillar Assy (L230/290/320)
I2004.4	DI 4 X3:4	V1WR1UQ51-BG10	Sensor Reinforcement Assembly (Daycab)
I2004.5	DI 5 X3:2	V1WR1UQ51-BG11	Sensor C-Pillar Assy (L230/290/320)
I2004.6	DI 6 X4:4	I2004.6	SPARE
I2004.7	DI 7 X4:2	I2004.7	SPARE
I2005.0	DI 8 X5:4	I2005.0	SPARE
I2005.1	DI 9 X5:2	I2005.1	SPARE
I2005.2	DI 10 X6:4	I2005.2	SPARE
I2005.3	DI 11 X6:2	I2005.3	SPARE
I2005.4	DI 12 X7:4	I2005.4	SPARE
I2005.5	DI 13 X7:2	I2005.5	SPARE
I2005.6	DI 14 X8:4	I2005.6	SPARE
I2005.7	DI 15 X8:2	I2005.7	SPARE

-KF1.13

FESTO

CPX-M-AB-8-M12X2-5POL

549335

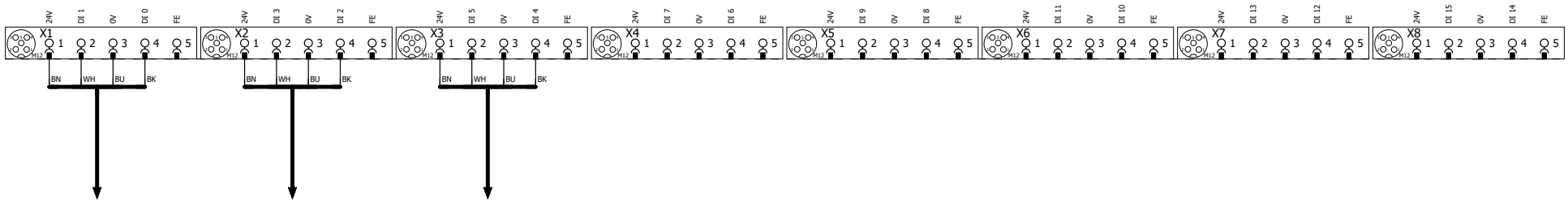

2 4

			Date	9/6/2022	Volvo Trucks North America		Valiant TMS	I/O MOD. DI16 (8 x M12) FOR VTSA-F	Drawing name: =2V11&EFS-EL	= V1WR1UQ51KF1	
			Ed.	MKLEPADLO						+ V1WR1UQ51	
			Appr		P6700 Bodyside Sub - Robot Cell 2V11				Document type: EFS	Project nr: 22-16149	Page 3
Modification	Date	Name	Original		Replacement of	Replaced by	Scale 1:1				804

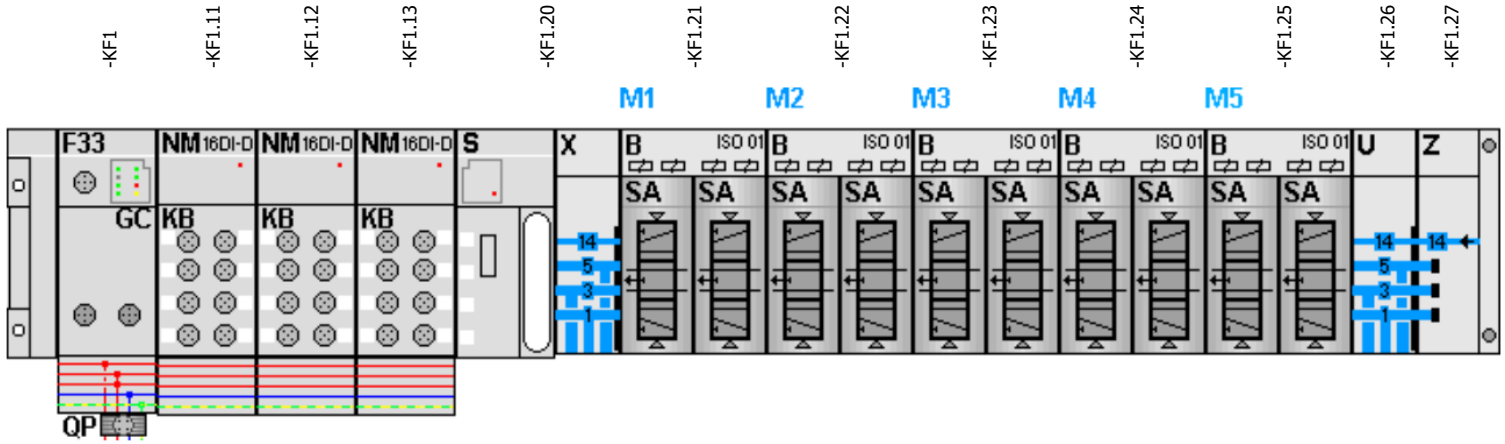

-KF1.21

=V1WR1UQ51UQ1+.WR1UQ51UQ1/1.3
=V1WR1UQ51UQ2+.WR1UQ51UQ2/1.3

FESTO

=V1WR1UQ51UQ1+.WR1UQ51UQ1/1.4	Q2000.0 DO 0 1.1	-QN1.1_Q	Daycab Model Shot Pins (RST)
=V1WR1UQ51UQ1+.WR1UQ51UQ1/1.4	Q2000.1 DO 1 1.2	-QN1.2_Q	Daycab Model Shot Pins (SET)
=V1WR1UQ51UQ2+.WR1UQ51UQ2/1.4	Q2000.2 DO 2 2.1	-QN2.1_Q	Daycab Model Clamps 1 (RST)
=V1WR1UQ51UQ2+.WR1UQ51UQ2/1.4	Q2000.3 DO 3 2.2	-QN2.2_Q	Daycab Model Clamps 1 (SET)

-KF1.22

=V1WR1UQ51UQ3+.WR1UQ51UQ3/1.3
=V1WR1UQ51UQ4+.WR1UQ51UQ4/1.3

FESTO

=V1WR1UQ51UQ3+.WR1UQ51UQ3/1.4	Q2000.4 DO 0 1.1	-QN3.1_Q	Daycab Model Clamps 2 (RST)
=V1WR1UQ51UQ3+.WR1UQ51UQ3/1.4	Q2000.5 DO 1 1.2	-QN3.2_Q	Daycab Model Clamps 2 (SET)
=V1WR1UQ51UQ4+.WR1UQ51UQ4/1.4	Q2000.6 DO 2 2.1	-QN4.1_Q	Daycab Model Clamp 3 (RST)
=V1WR1UQ51UQ4+.WR1UQ51UQ4/1.4	Q2000.7 DO 3 2.2	-QN4.2_Q	Daycab Model Clamp 3 (SET)

-KF1.23

=V1WR1UQ51UQ5+.WR1UQ51UQ5/1.3
=V1WR1UQ51UQ6+.WR1UQ51UQ6/1.3

FESTO

=V1WR1UQ51UQ5+.WR1UQ51UQ5/1.4	Q2001.0 DO 0 1.1	-QN5.1_Q	L230/290/320 Model Clamps 1 (RST)
=V1WR1UQ51UQ5+.WR1UQ51UQ5/1.4	Q2001.1 DO 1 1.2	-QN5.2_Q	L230/290/320 Model Clamps 1 (SET)
=V1WR1UQ51UQ6+.WR1UQ51UQ6/1.4	Q2001.2 DO 2 2.1	-QN6.1_Q	L230/290/320 Model Shot Pin 1 (RST)
=V1WR1UQ51UQ6+.WR1UQ51UQ6/1.4	Q2001.3 DO 3 2.2	-QN6.2_Q	L230/290/320 Model Shot Pin 1 (SET)

-KF1.24

=V1WR1UQ51UQ7+.WR1UQ51UQ7/1.3
=V1WR1UQ51UQ8+.WR1UQ51UQ8/1.3

FESTO

=V1WR1UQ51UQ7+.WR1UQ51UQ7/1.4	Q2001.4 DO 0 1.1	-QN7.1_Q	L230 Model Clamp 1 (RST)
=V1WR1UQ51UQ7+.WR1UQ51UQ7/1.4	Q2001.5 DO 1 1.2	-QN7.2_Q	L230 Model Clamp 1 (SET)
=V1WR1UQ51UQ8+.WR1UQ51UQ8/1.4	Q2001.6 DO 2 2.1	-QN8.1_Q	L290 Model Clamp 1 (RST)
=V1WR1UQ51UQ8+.WR1UQ51UQ8/1.4	Q2001.7 DO 3 2.2	-QN8.2_Q	L290 Model Clamp 1 (SET)

-KF1.25

=V1WR1UQ51UQ9+.WR1UQ51UQ9/1.3
=V1WR1UQ51UQ10+.WR1UQ51UQ10/1.3

FESTO

=V1WR1UQ51UQ9+.WR1UQ51UQ9/1.4	Q2002.0 DO 0 1.1	-QN9.1_Q	L230 Model Shot Pin 1 (RST)
=V1WR1UQ51UQ9+.WR1UQ51UQ9/1.4	Q2002.1 DO 1 1.2	-QN9.2_Q	L230 Model Shot Pin 1 (SET)
=V1WR1UQ51UQ10+.WR1UQ51UQ10/1.4	Q2002.2 DO 2 2.1	-QN10.1_Q	L290 Model Shot Pin 1 (RST)
=V1WR1UQ51UQ10+.WR1UQ51UQ10/1.4	Q2002.3 DO 3 2.2	-QN10.2_Q	L290 Model Shot Pin 1 (SET)

3

=V1WR1UQ51KF2/1

			Date	9/12/2022	Volvo Trucks North America	Valiant TMS	CONNECTING MOD. FOR FESTO DQ	Drawing name: =2V11&EFS-EL	= V1WR1UQ51KF1		
			Ed.	KMAFFRE					+ V1WR1UQ51		
			Appr		P6700 Bodyside Sub - Robot Cell 2V11			Document type: EFS	Project nr: 22-16149	Page	4
Modification	Date	Name	Original		Replacement of / Replaced by	Scale 1:1					804

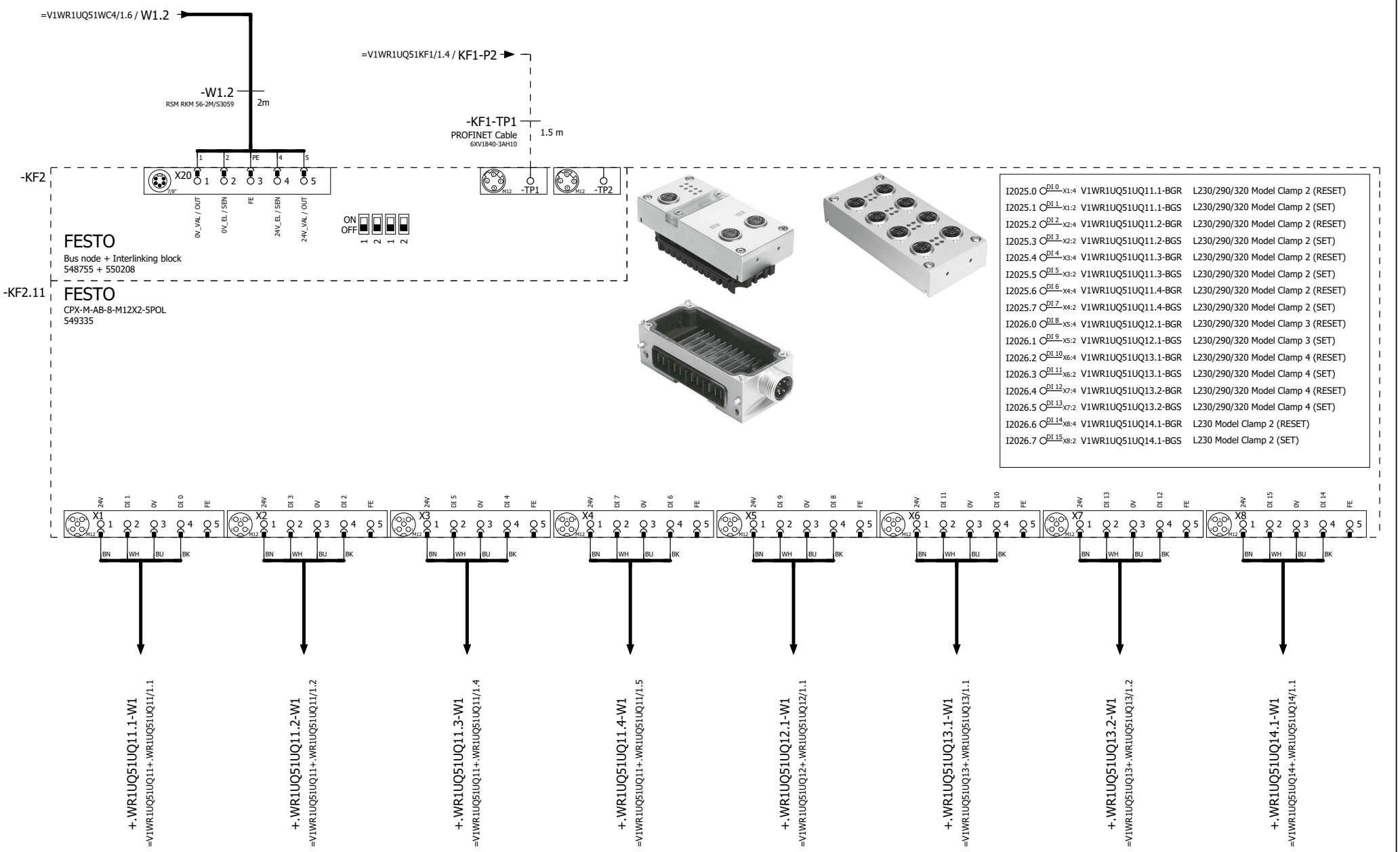

=V1WR1UQ51KF1/4

2

			Date	9/6/2022	Volvo Trucks North America	Valiant TMS	CONNECTING MOD. FOR VTSA MANIFOLD	Drawing name: =2V11&EFS-EL		= V1WR1UQ51KF2	
			Ed.	MKLEPADLO						+ V1WR1UQ51	
			Appr		P6700 Bodyside Sub - Robot Cell 2V11			Document type: EFS	Project nr: 22-16149		Page 1
Modification	Date	Name	Original		Replacement of / Replaced by	Scale 1:1					804

0	1	2	3	4	5	6	7	8	9

I2027.0	DI 0 X1:4	V1WR1UQ51UQ15.1-BGR	L230 Model Shot Pin 2 (RESET)
I2027.1	DI 1 X1:2	V1WR1UQ51UQ15.1-BGS	L230 Model Shot Pin 2 (SET)
I2027.2	DI 2 X2:4	V1WR1UQ51UQ16.1-BGR	L290 Model Clamp 2 (RESET)
I2027.3	DI 3 X2:2	V1WR1UQ51UQ16.1-BGS	L290 Model Clamp 2 (SET)
I2027.4	DI 4 X3:4	V1WR1UQ51UQ17.1-BGR	L290 Model Shot Pin 2 (RESET)
I2027.5	DI 5 X3:2	V1WR1UQ51UQ17.1-BGS	L290 Model Shot Pin 2 (SET)
I2027.6	DI 6 X4:4	V1WR1UQ51UQ18.1-BGR	L320 Model Clamp (RESET)
I2027.7	DI 7 X4:2	V1WR1UQ51UQ18.1-BGS	L320 Model Clamp (SET)
I2028.0	DI 8 X5:4	V1WR1UQ51UQ19.1-BGR	L230/290/320 Model Shot Pin 2 (RESET)
I2028.1	DI 9 X5:2	V1WR1UQ51UQ19.1-BGS	L230/290/320 Model Shot Pin 2 (SET)
I2028.2	DI 10 X6:4	V1WR1UQ51UQ20.1-BGR	L230/290/320 Model Clamp 5 (RESET)
I2028.3	DI 11 X6:2	V1WR1UQ51UQ20.1-BGS	L230/290/320 Model Clamp 5 (SET)
I2028.4	DI 12 X7:4	I2028.4	SPARE
I2028.5	DI 13 X7:2	I2028.5	SPARE
I2028.6	DI 14 X8:4	I2028.6	SPARE
I2028.7	DI 15 X8:2	I2028.7	SPARE

-KF2.12

FESTO

CPX-M-AB-8-M12X2-5POL

549335

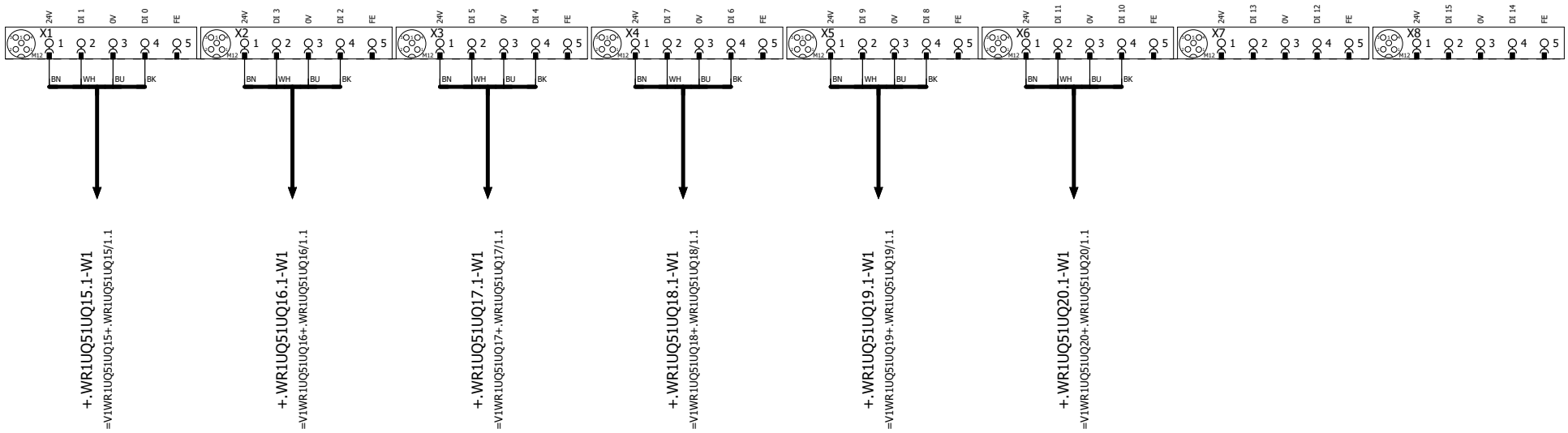

1 3

			Date	9/6/2022	Volvo Trucks North America	Valiant TMS	I/O MOD. DI16 (8 x M12) FOR VTSA-F	Drawing name: =2V11&EFS-EL		= V1WR1UQ51KF2	
			Ed.	MKLEPADLO						+ V1WR1UQ51	
			Appr		P6700 Bodyside Sub - Robot Cell 2V11			Document type: EFS	Project nr: 22-16149		Page 2
Modification	Date	Name	Original		Replacement of / Replaced by	Scale 1:1					804

0	1	2	3	4	5	6	7	8	9

I2029.0	DI 0 X1:4	V1WR1UQ51-BG01	Sensor Header Frt Otr Pnl (L230/290/320)
I2029.1	DI 1 X1:2	V1WR1UQ51-BG02	Sensor Structural Baffle (L230/290/320)
I2029.2	DI 2 X2:4	V1WR1UQ51-BG03	Sensor Header Rr Otr Pnl (L230)
I2029.3	DI 3 X2:2	V1WR1UQ51-BG04	Sensor Header Rr Otr Pnl (L290)
I2029.4	DI 4 X3:4	V1WR1UQ51-BG05	Sensor Header Rr Otr Pnl (L320)
I2029.5	DI 5 X3:2	I2029.5	SPARE
I2029.6	DI 6 X4:4	V1WR1UQ51-BG12	Sensor Header Rr Otr Pnl (L230/290/320)
I2029.7	DI 7 X4:2	V1WR1UQ51-BG13	Sensor Header Frt Otr Pnl (L230/290/320)
I2030.0	DI 8 X5:4	I2030.0	SPARE
I2030.1	DI 9 X5:2	I2030.1	SPARE
I2030.2	DI 10 X6:4	I2030.2	SPARE
I2030.3	DI 11 X6:2	I2030.3	SPARE
I2030.4	DI 12 X7:4	I2030.4	SPARE
I2030.5	DI 13 X7:2	I2030.5	SPARE
I2030.6	DI 14 X8:4	I2030.6	SPARE
I2030.7	DI 15 X8:2	I2030.7	SPARE

-KF2.13

FESTO
CPX-M-AB-8-M12X2-5POL
549335

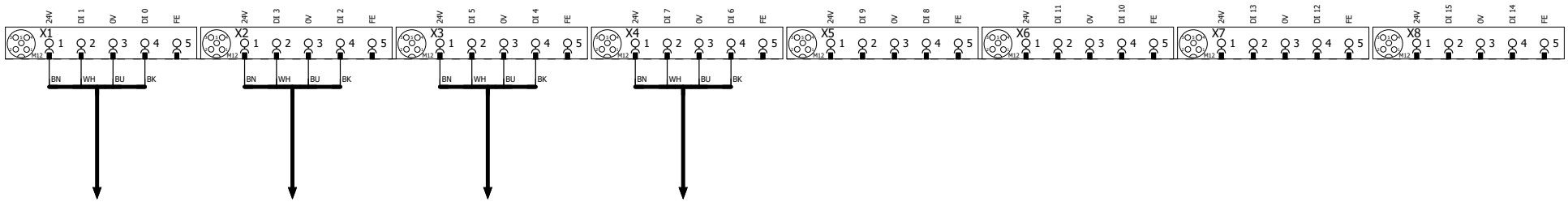

-XG1/2
=V1WR1UQ51BG0/1.1

-XG3/4
=V1WR1UQ51BG0/1.4

-BG05
=V1WR1UQ51BG0/1.6

-XG12/13
=V1WR1UQ51BG0/3.1

2 4

			Date	9/6/2022	Volvo Trucks North America	Valiant TMS	I/O MOD. DI16 (8 x M12) FOR VTSA-F	Drawing name: =2V11&EFS-EL		= V1WR1UQ51KF2	
			Ed.	MKLEPADLO						+ V1WR1UQ51	
			Appr		P6700 Bodyside Sub - Robot Cell 2V11			Document type: EFS	Project nr: 22-16149		Page 3
Modification	Date	Name	Original		Replacement of / Replaced by	Scale 1:1					804

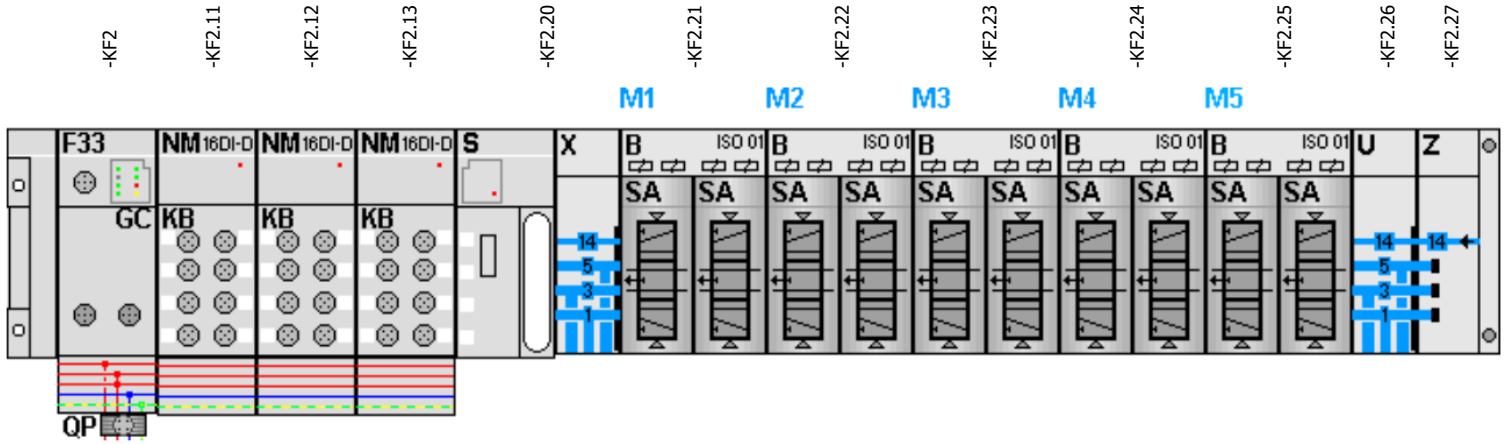

-KF2.21

=V1WR1UQ51UQ11+.WR1UQ51UQ11/1.3
=V1WR1UQ51UQ12+.WR1UQ51UQ12/1.3

FESTO

=V1WR1UQ51UQ11+.WR1UQ51UQ11/1.4	Q2025.0 DO 0 1.1	-QN11.1_Q	L230/290/320 Model Clamps 2 (RST)
=V1WR1UQ51UQ11+.WR1UQ51UQ11/1.4	Q2025.1 DO 1 1.2	-QN11.2_Q	L230/290/320 Model Clamps 2 (SET)
=V1WR1UQ51UQ12+.WR1UQ51UQ12/1.4	Q2025.2 DO 2 2.1	-QN12.1_Q	L230/290/320 Model Clamp 3 (RST)
=V1WR1UQ51UQ12+.WR1UQ51UQ12/1.4	Q2025.3 DO 3 2.2	-QN12.2_Q	L230/290/320 Model Clamp 3 (SET)

-KF2.22

=V1WR1UQ51UQ13+.WR1UQ51UQ13/1.3
=V1WR1UQ51UQ14+.WR1UQ51UQ14/1.3

FESTO

=V1WR1UQ51UQ13+.WR1UQ51UQ13/1.4	Q2025.4 DO 0 1.1	-QN13.1_Q	L230/290/320 Model Clamps 4 (RST)
=V1WR1UQ51UQ13+.WR1UQ51UQ13/1.4	Q2025.5 DO 1 1.2	-QN13.2_Q	L230/290/320 Model Clamps 4 (SET)
=V1WR1UQ51UQ14+.WR1UQ51UQ14/1.4	Q2025.6 DO 2 2.1	-QN14.1_Q	L230 Model Clamp 2 (RST)
=V1WR1UQ51UQ14+.WR1UQ51UQ14/1.4	Q2025.7 DO 3 2.2	-QN14.2_Q	L230 Model Clamp 2 (SET)

-KF2.23

=V1WR1UQ51UQ15+.WR1UQ51UQ15/1.3
=V1WR1UQ51UQ16+.WR1UQ51UQ16/1.3

FESTO

=V1WR1UQ51UQ15+.WR1UQ51UQ15/1.4	Q2026.0 DO 0 1.1	-QN15.1_Q	L230 Model Shot Pin 2 (RST)
=V1WR1UQ51UQ15+.WR1UQ51UQ15/1.4	Q2026.1 DO 1 1.2	-QN15.2_Q	L230 Model Shot Pin 2 (SET)
=V1WR1UQ51UQ16+.WR1UQ51UQ16/1.4	Q2026.2 DO 2 2.1	-QN16.1_Q	L290 Model Clamp 2 (RST)
=V1WR1UQ51UQ16+.WR1UQ51UQ16/1.4	Q2026.3 DO 3 2.2	-QN16.2_Q	L290 Model Clamp 2 (SET)

-KF2.24

=V1WR1UQ51UQ17+.WR1UQ51UQ17/1.3
=V1WR1UQ51UQ18+.WR1UQ51UQ18/1.3

FESTO

=V1WR1UQ51UQ17+.WR1UQ51UQ17/1.4	Q2026.4 DO 0 1.1	-QN17.1_Q	L290 Model Shot Pin 2 (RST)
=V1WR1UQ51UQ17+.WR1UQ51UQ17/1.4	Q2026.5 DO 1 1.2	-QN17.2_Q	L290 Model Shot Pin 2 (SET)
=V1WR1UQ51UQ18+.WR1UQ51UQ18/1.4	Q2026.6 DO 2 2.1	-QN18.1_Q	L320 Model Clamp (RST)
=V1WR1UQ51UQ18+.WR1UQ51UQ18/1.4	Q2026.7 DO 3 2.2	-QN18.2_Q	L320 Model Clamp (SET)

-KF2.25

=V1WR1UQ51UQ19+.WR1UQ51UQ19/1.3
=V1WR1UQ51UQ20+.WR1UQ51UQ20/1.3

FESTO

=V1WR1UQ51UQ19+.WR1UQ51UQ19/1.4	Q2027.0 DO 0 1.1	-QN19.1_Q	L230/290/320 Model Shot Pin 2 (RST)
=V1WR1UQ51UQ19+.WR1UQ51UQ19/1.4	Q2027.1 DO 1 1.2	-QN19.2_Q	L230/290/320 Model Shot Pin 2 (SET)
=V1WR1UQ51UQ20+.WR1UQ51UQ20/1.4	Q2027.2 DO 2 2.1	-QN20.1_Q	L230/290/320 Model Clamp 5 (RST)
=V1WR1UQ51UQ20+.WR1UQ51UQ20/1.4	Q2027.3 DO 3 2.2	-QN20.2_Q	L230/290/320 Model Clamp 5 (SET)

3

=V1WR1UQ51UQ1+.WR1UQ51UQ1/1

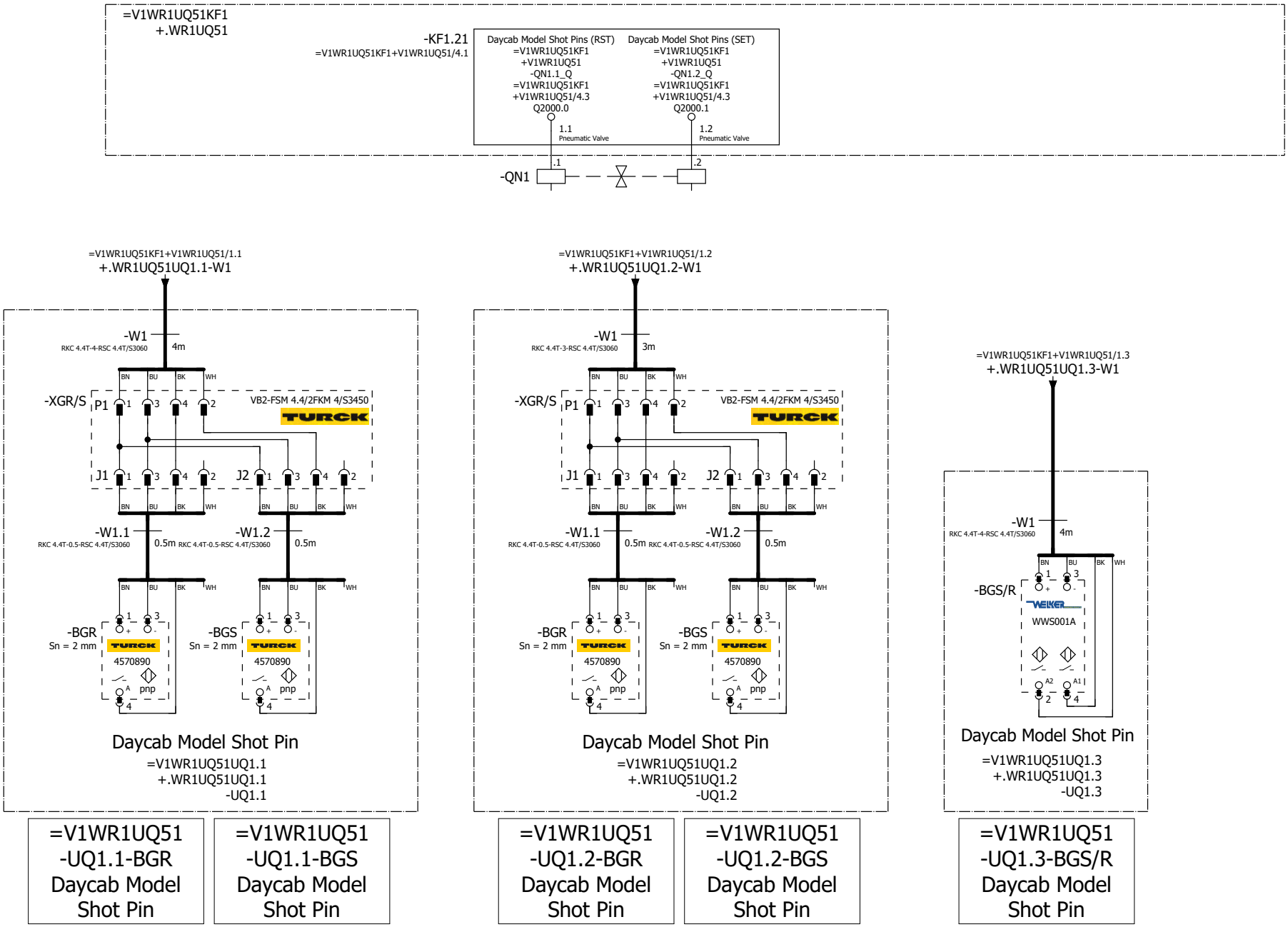

			Date	9/12/2022	Volvo Trucks North America	Valiant TMS	FESTO DQ CONNECTION QN1	Drawing name: =2V11&EFS-EL	= V1WR1UQ51UQ1		
			Ed.	KMAFFRE					+ V1WR1UQ51UQ1		
			Appr		P6700 Bodyside Sub - Robot Cell 2V11			Document type: EFS	Project nr: 22-16149	Page	1
Modification	Date	Name	Original		Replacement of / Replaced by	Scale 1:1					804

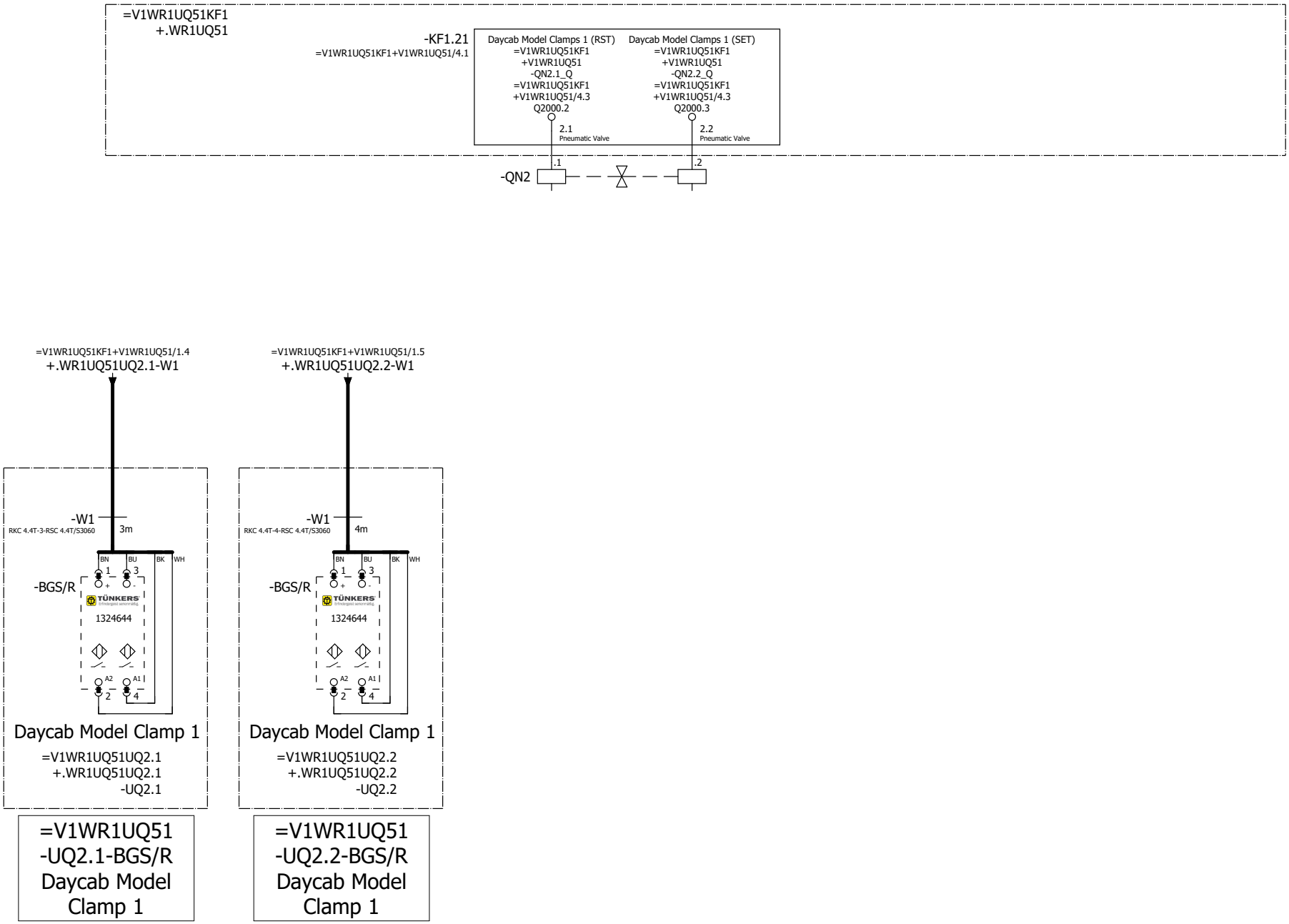

=V1WR1UQ51UQ1+.WR1UQ51UQ1/1

=V1WR1UQ51UQ3+.WR1UQ51UQ3/1

			Date	9/12/2022	Volvo Trucks North America	Valiant TMS	FESTO DQ CONNECTION QN2	Drawing name: =2V11&EFS-EL		= V1WR1UQ51UQ2	
			Ed.	KMAFFRE						+ V1WR1UQ51UQ2	
			Appr		P6700 Bodyside Sub - Robot Cell 2V11			Document type: EFS	Project nr: 22-16149		Page 1
Modification	Date	Name	Original		Replacement of / Replaced by	Scale 1:1					804

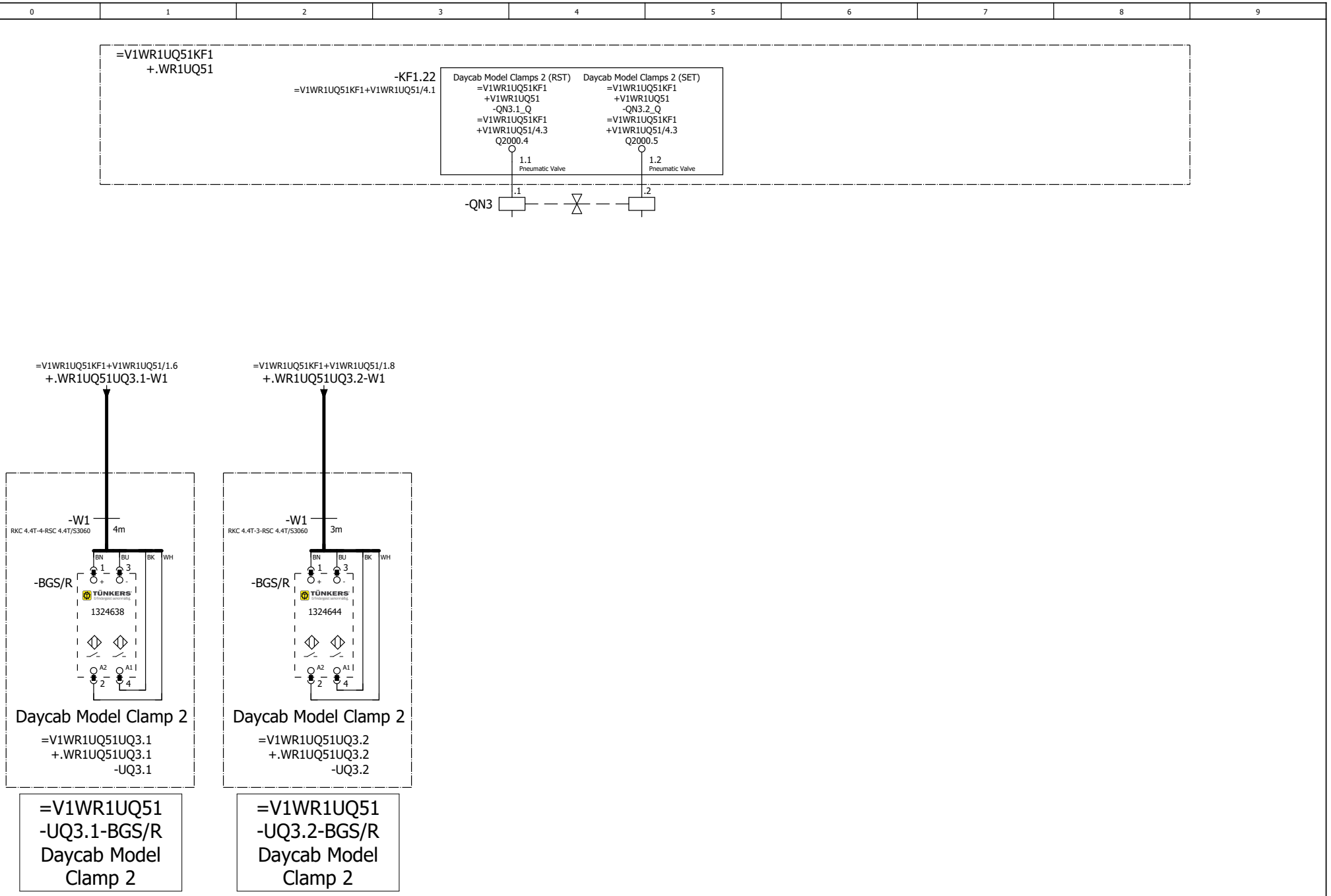

=V1WR1UQ51UQ2+.WR1UQ51UQ2/1

=V1WR1UQ51UQ4+.WR1UQ51UQ4/1

			Date	9/12/2022	Volvo Trucks North America		Valiant TMS	FESTO DQ CONNECTION QN3	Drawing name: =2V11&EFS-EL	= V1WR1UQ51UQ3	
			Ed.	KMAFFRE						+ V1WR1UQ51UQ3	
			Appr		P6700 Bodyside Sub - Robot Cell 2V11				Document type: EFS	Project nr: 22-16149	Page 1
Modification	Date	Name	Original		Replacement of	Replaced by	Scale 1:1				804

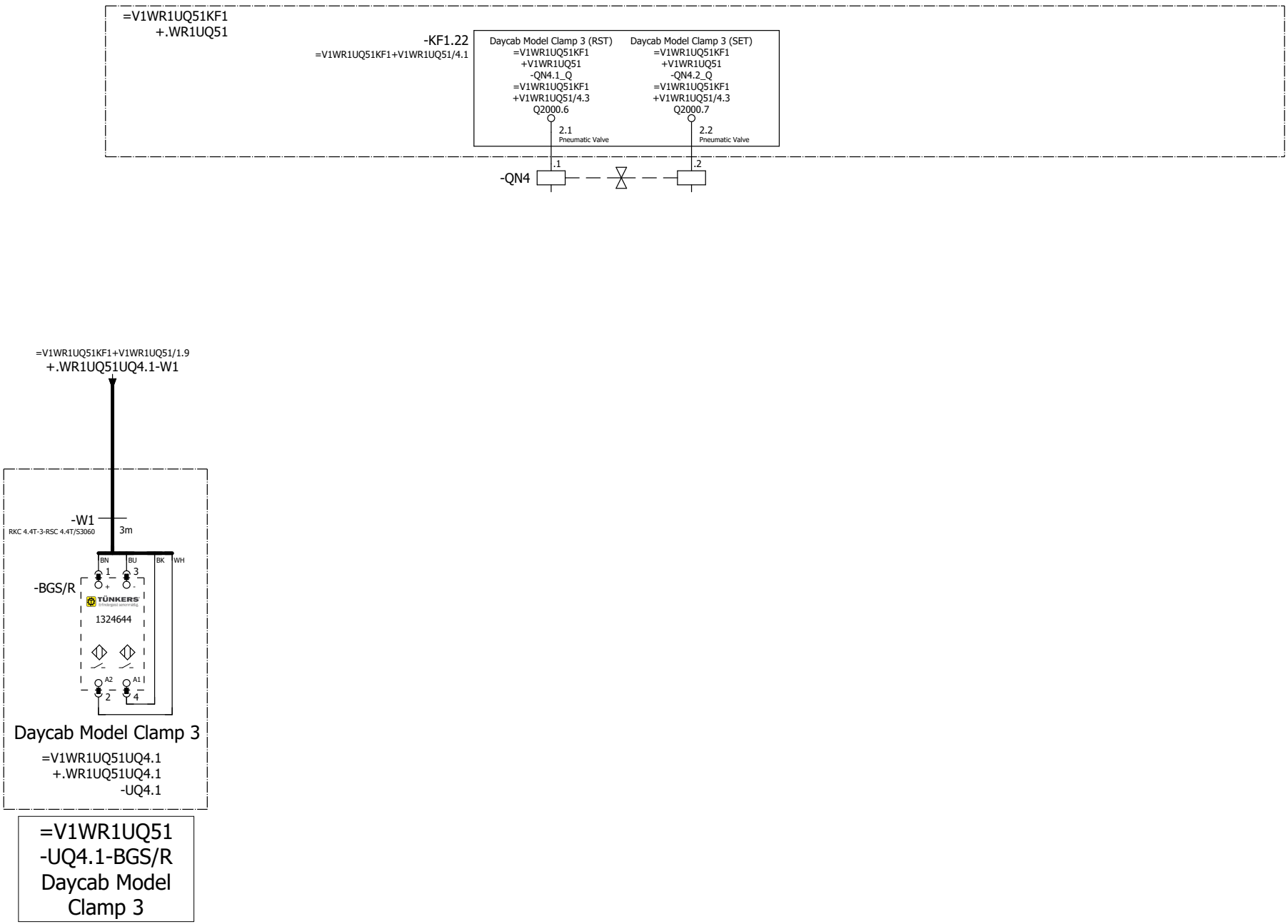

=V1WR1UQ51UQ3+.WR1UQ51UQ3/1

=V1WR1UQ51UQ5+.WR1UQ51UQ5/1

			Date	9/12/2022	Volvo Trucks North America	Valiant TMS	FESTO DQ CONNECTION QN4	Drawing name: =2V11&EFS-EL	= V1WR1UQ51UQ4		
			Ed.	KMAFFRE					+ V1WR1UQ51UQ4		
			Appr		P6700 Bodyside Sub - Robot Cell 2V11			Document type: EFS	Project nr: 22-16149	Page	1
Modification	Date	Name	Original		Replacement of / Replaced by	Scale 1:1					804

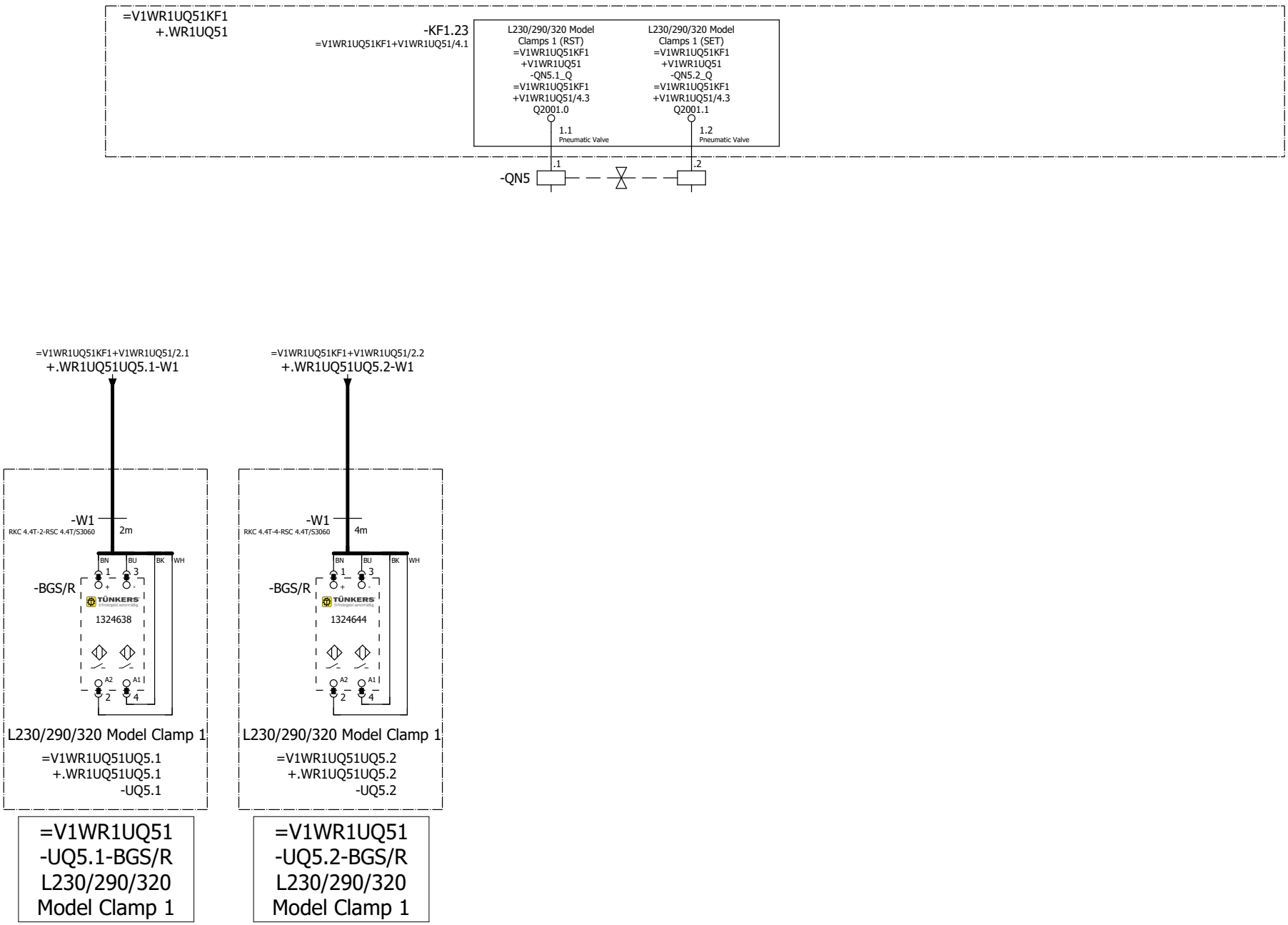

=V1WR1UQ51UQ4+.WR1UQ51UQ4/1

=V1WR1UQ51UQ6+.WR1UQ51UQ6/1

			Date	9/12/2022	Volvo Trucks North America		Valiant TMS	FESTO DQ CONNECTION QN5	Drawing name: =2V11&EFS-EL	= V1WR1UQ51UQ5	
			Ed.	KMAFFRE						+ V1WR1UQ51UQ5	
			Appr		P6700 Bodyside Sub - Robot Cell 2V11				Document type: EFS	Project nr: 22-16149	Page 1
Modification	Date	Name	Original		Replacement of	Replaced by	Scale 1:1				804

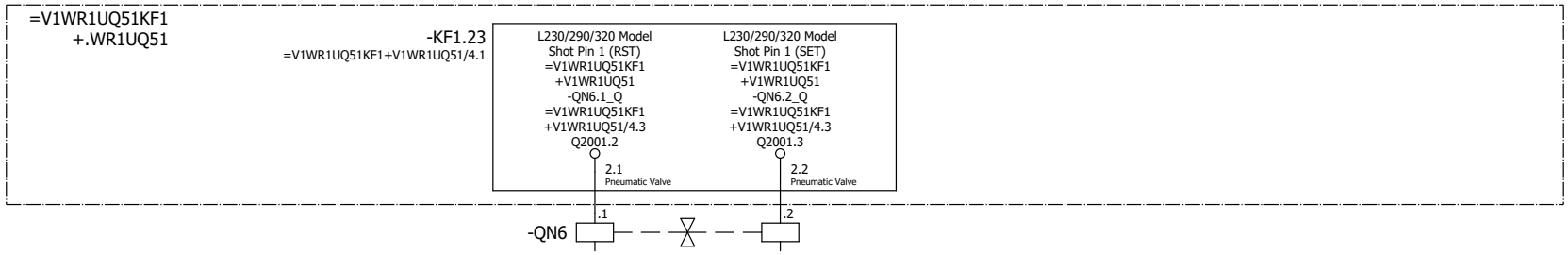

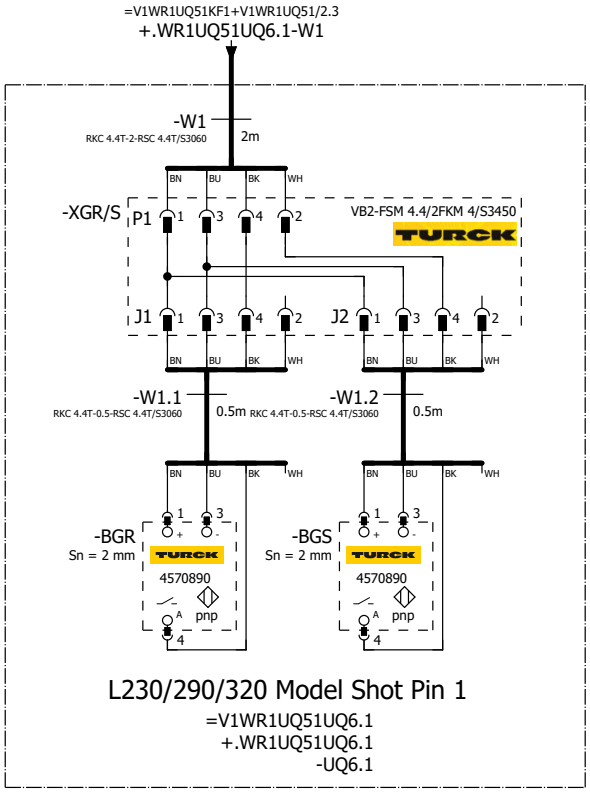

=V1WR1UQ51 -UQ6.1-BGR L230/290/320 Model Shot Pin 1	=V1WR1UQ51 -UQ6.1-BGS L230/290/320 Model Shot Pin 1

=V1WR1UQ51UQ5+.WR1UQ51UQ5/1

=V1WR1UQ51UQ7+.WR1UQ51UQ7/1

			Date	9/12/2022	Volvo Trucks North America	Valiant TMS	FESTO DQ CONNECTION QN6	Drawing name: =2V11&EFS-EL		= V1WR1UQ51UQ6	
			Ed.	KMAFFRE						+ V1WR1UQ51UQ6	
			Appr		P6700 Bodyside Sub - Robot Cell 2V11			Document type: EFS	Project nr: 22-16149		Page 1
Modification	Date	Name	Original		Replacement of / Replaced by	Scale 1:1					804

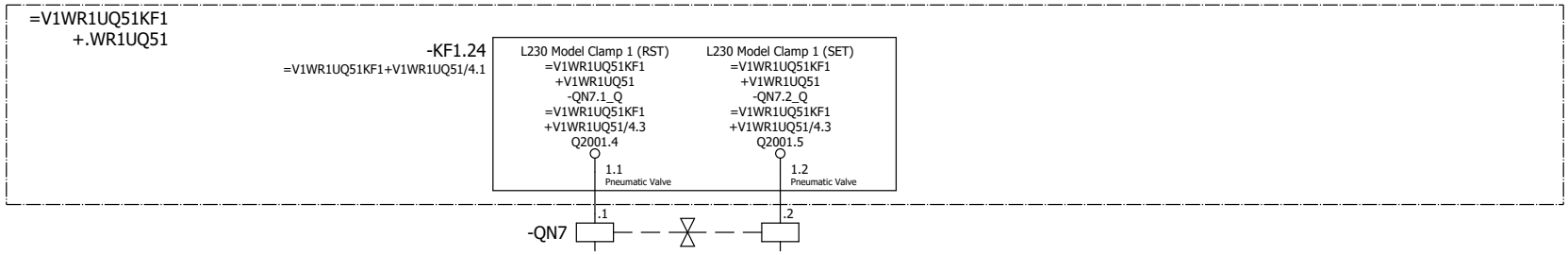

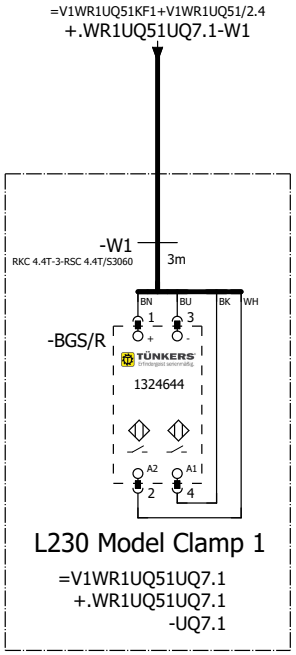

=V1WR1UQ51
-UQ7.1-BGS/R
L230 Model
Clamp 1

=V1WR1UQ51UQ6+.WR1UQ51UQ6/1

=V1WR1UQ51UQ8+.WR1UQ51UQ8/1

			Date	9/12/2022	Volvo Trucks North America		Valiant TMS	FESTO DQ CONNECTION QN7	Drawing name: =2V11&EFS-EL	= V1WR1UQ51UQ7	
			Ed.	KMAFFRE						+ V1WR1UQ51UQ7	
			Appr		P6700 Bodyside Sub - Robot Cell 2V11				Document type: EFS	Project nr: 22-16149	Page 1
Modification	Date	Name	Original		Replacement of	Replaced by	Scale 1:1				804

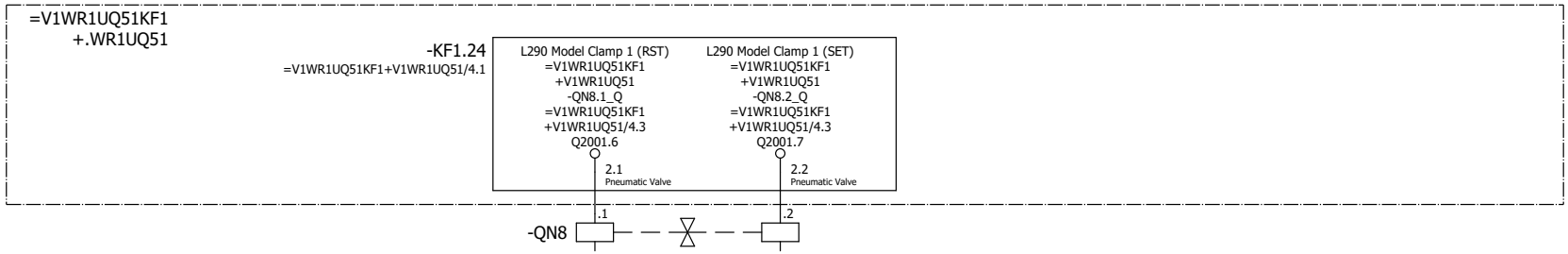

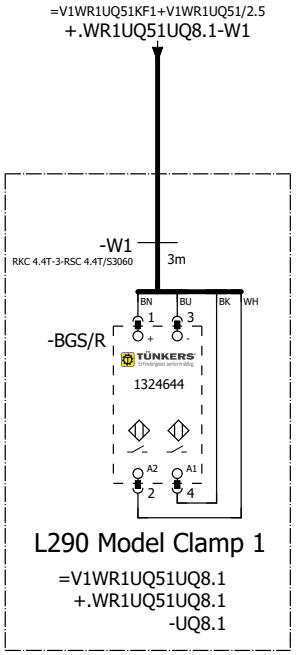

=V1WR1UQ51
-UQ8.1-BGS/R
L290 Model
Clamp 1

=V1WR1UQ51UQ7+.WR1UQ51UQ7/1

=V1WR1UQ51UQ9+.WR1UQ51UQ9/1

			Date	9/12/2022	Volvo Trucks North America		Valiant TMS	FESTO DQ CONNECTION QN8	Drawing name: =2V11&EFS-EL	= V1WR1UQ51UQ8	
			Ed.	KMAFFRE						+ V1WR1UQ51UQ8	
			Appr		P6700 Bodyside Sub - Robot Cell 2V11				Document type: EFS	Project nr: 22-16149	Page 1
Modification	Date	Name	Original		Replacement of	Replaced by	Scale 1:1				804

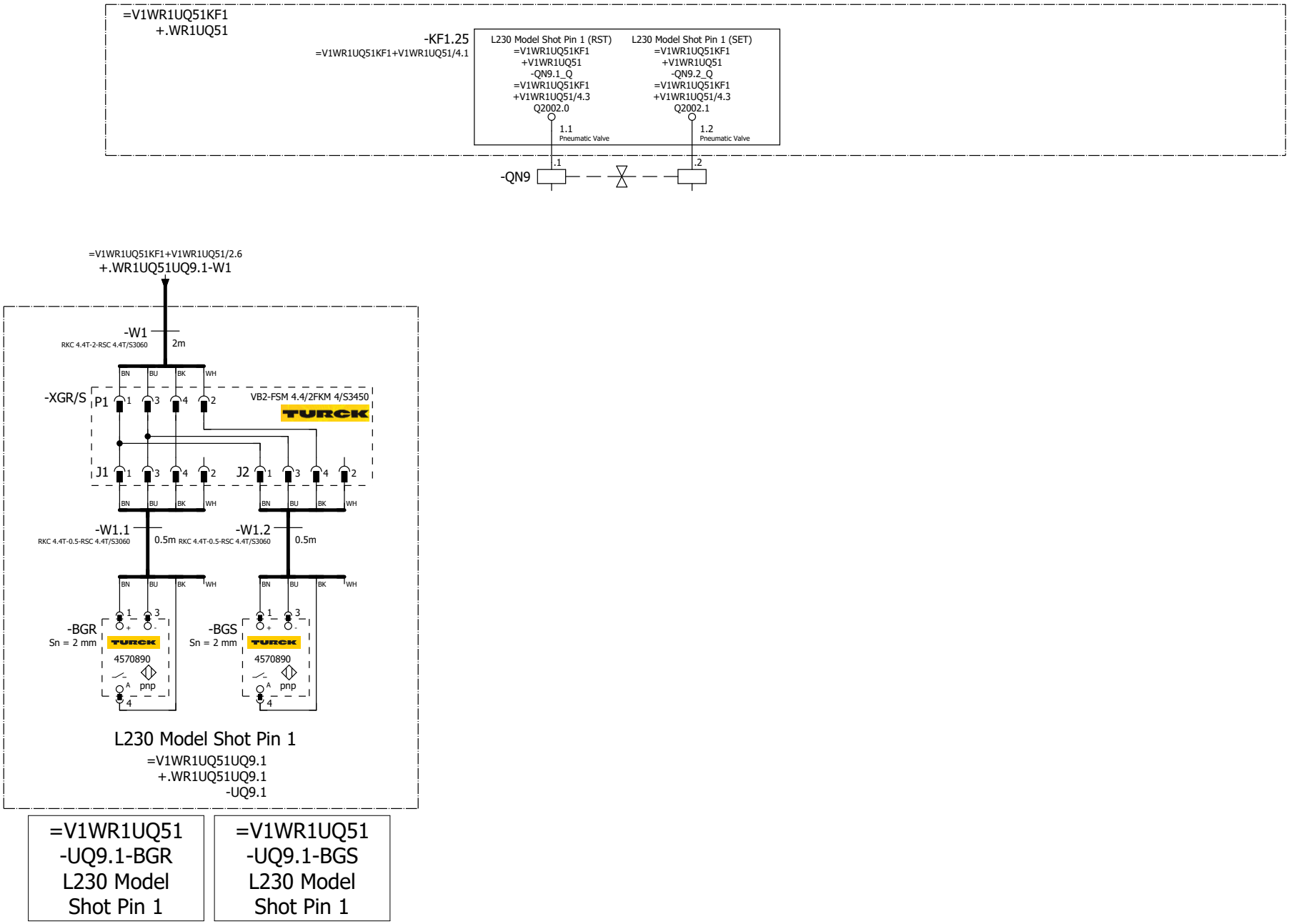

=V1WR1UQ51UQ8+.WR1UQ51UQ8/1

=V1WR1UQ51UQ10+.WR1UQ51UQ10/1

			Date	9/12/2022	Volvo Trucks North America		Valiant TMS	FESTO DQ CONNECTION QN9	Drawing name: =2V11&EFS-EL	= V1WR1UQ51UQ9	
			Ed.	KMAFFRE						+ V1WR1UQ51UQ9	
			Appr		P6700 Bodyside Sub - Robot Cell 2V11				Document type: EFS	Project nr: 22-16149	Page 1
Modification	Date	Name	Original		Replacement of	Replaced by	Scale 1:1				804

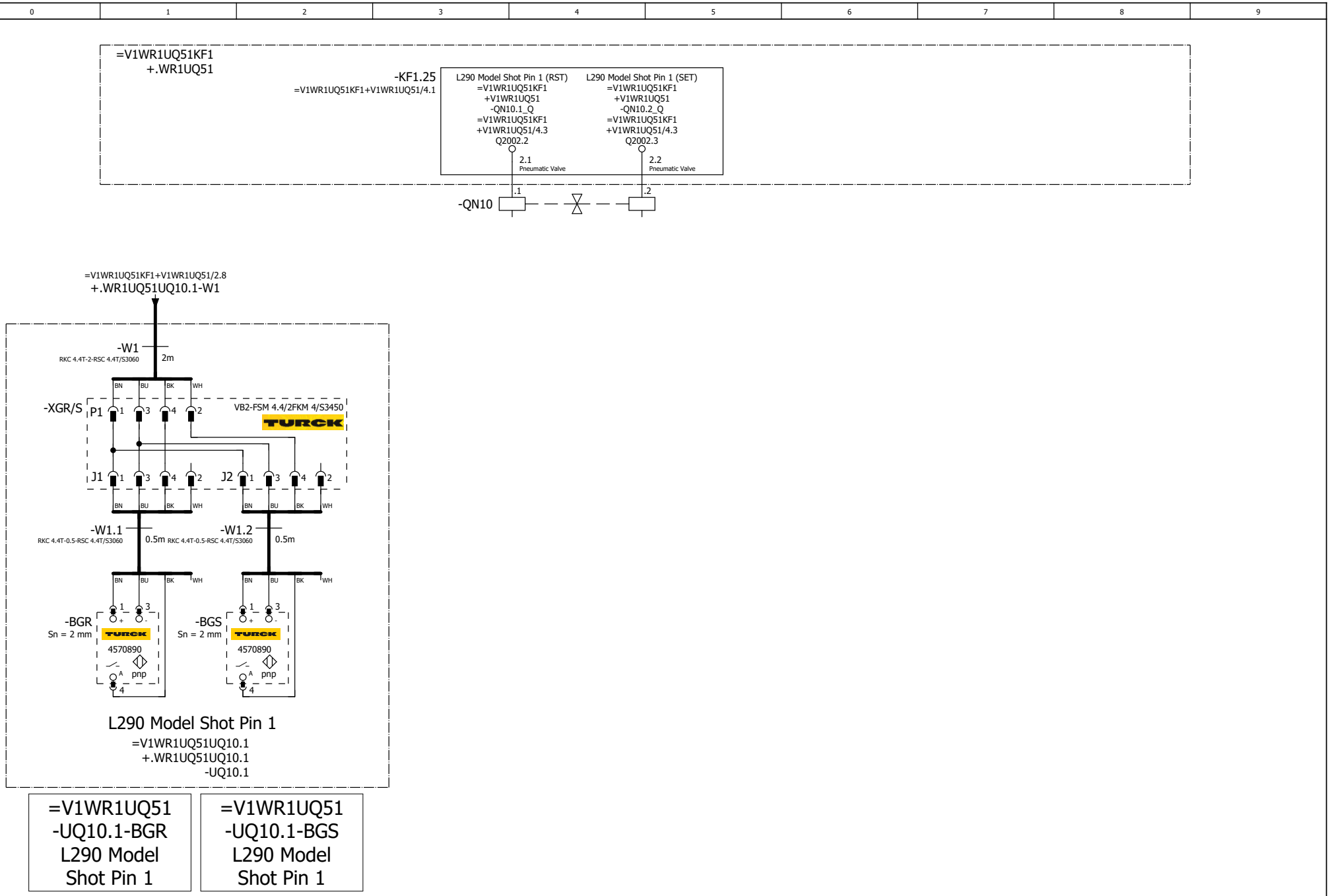

=V1WR1UQ51UQ9+.WR1UQ51UQ9/1

=V1WR1UQ51UQ11+.WR1UQ51UQ11/1

			Date	9/12/2022	Volvo Trucks North America	Valiant TMS	FESTO DQ CONNECTION QN10	Drawing name: =2V11&EFS-EL	= V1WR1UQ51UQ10		
			Ed.	KMAFFRE					+ V1WR1UQ51UQ10		
			Appr		P6700 Bodyside Sub - Robot Cell 2V11			Document type: EFS	Project nr: 22-16149	Page	1
Modification	Date	Name	Original		Replacement of / Replaced by	Scale 1:1					804

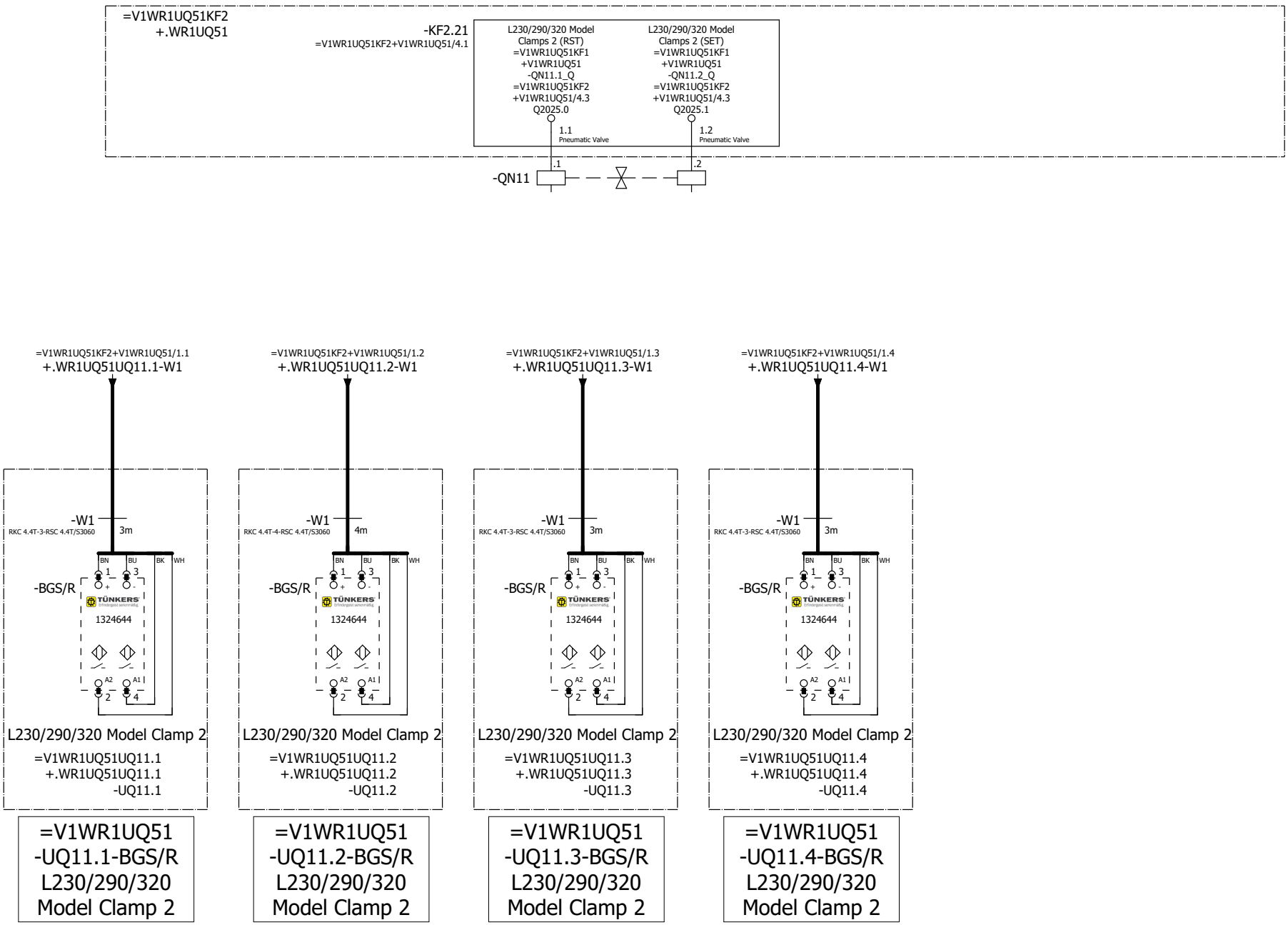

=V1WR1UQ51UQ10+.WR1UQ51UQ10/1

=V1WR1UQ51UQ12+.WR1UQ51UQ12/1

			Date	9/12/2022	Volvo Trucks North America	Valiant TMS	FESTO DQ CONNECTION QN11	Drawing name: =2V11&EFS-EL		= V1WR1UQ51UQ11	
			Ed.	KMAFFRE						+ V1WR1UQ51UQ11	
			Appr		P6700 Bodyside Sub - Robot Cell 2V11			Document type: EFS	Project nr: 22-16149		Page 1
Modification	Date	Name	Original		Replacement of / Replaced by	Scale 1:1					804

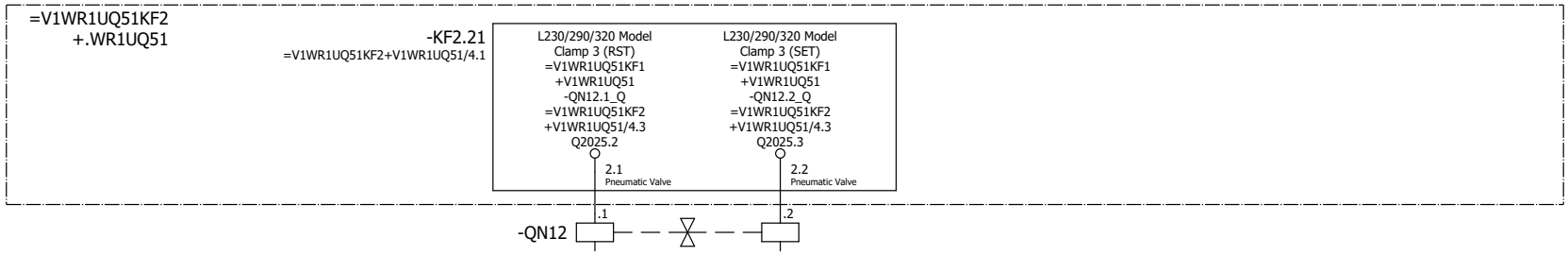

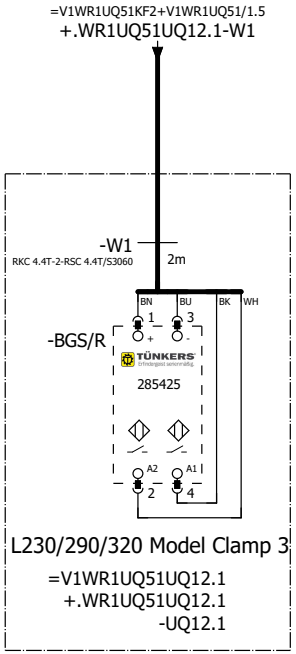

=V1WR1UQ51
-UQ12.1-BGS/R
L230/290/320
Model Clamp 3

=V1WR1UQ51UQ11+.WR1UQ51UQ11/1

=V1WR1UQ51UQ13+.WR1UQ51UQ13/1

			Date	9/12/2022	Volvo Trucks North America	Valiant TMS	FESTO DQ CONNECTION QN12	Drawing name: =2V11&EFS-EL	= V1WR1UQ51UQ12		
			Ed.	KMAFFRE					+ V1WR1UQ51UQ12		
			Appr		P6700 Bodyside Sub - Robot Cell 2V11			Document type: EFS	Project nr: 22-16149	Page	1
Modification	Date	Name	Original		Replacement of / Replaced by	Scale 1:1					804

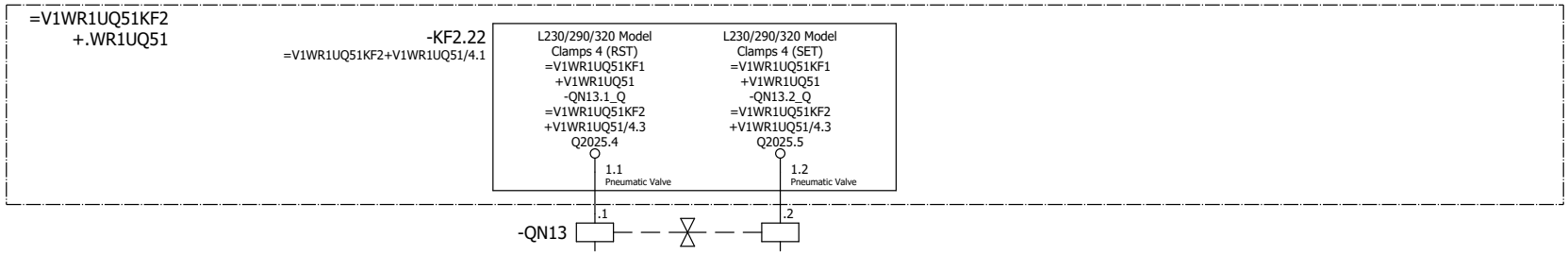

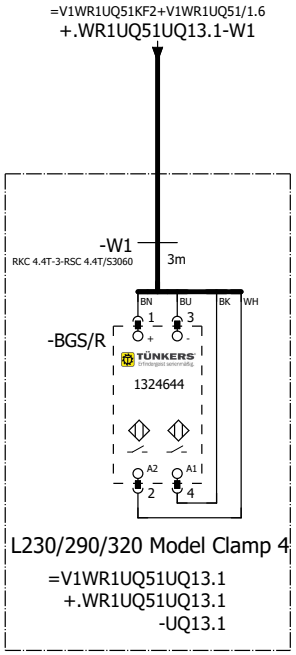

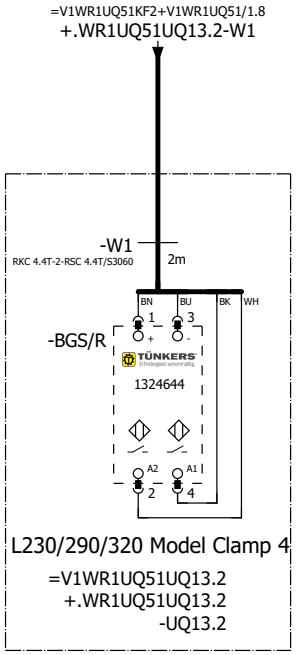

=V1WR1UQ51
-UQ13.1-BGS/R
L230/290/320
Model Clamp 4

=V1WR1UQ51
-UQ13.2-BGS/R
L230/290/320
Model Clamp 4

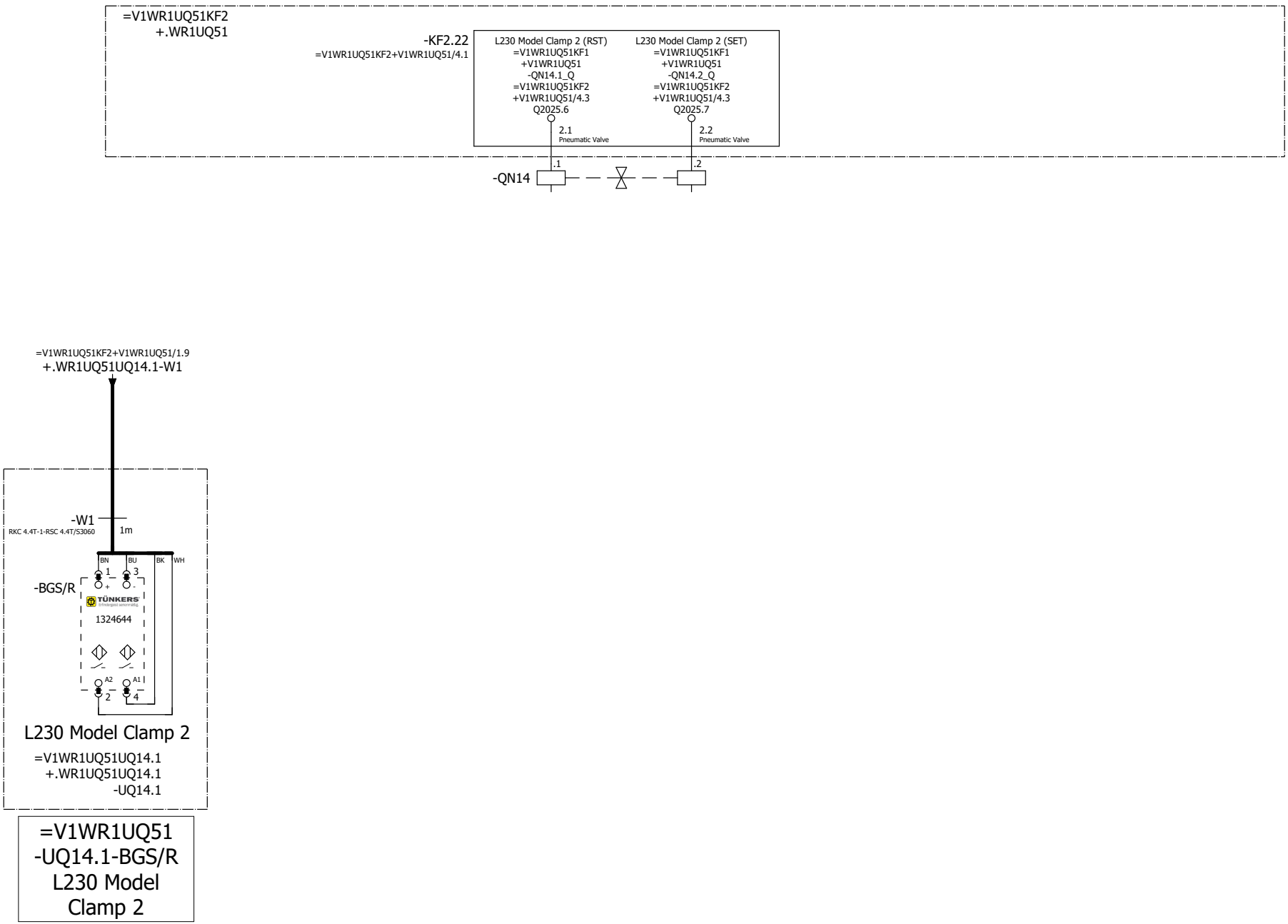

=V1WR1UQ51UQ13+.WR1UQ51UQ13/1

=V1WR1UQ51UQ15+.WR1UQ51UQ15/1

			Date	9/12/2022	Volvo Trucks North America	Valiant TMS	FESTO DQ CONNECTION QN14	Drawing name: =2V11&EFS-EL	= V1WR1UQ51UQ14		
			Ed.	KMAFFRE					+ V1WR1UQ51UQ14		
			Appr		P6700 Bodyside Sub - Robot Cell 2V11			Document type: EFS	Project nr: 22-16149	Page	1
Modification	Date	Name	Original		Replacement of / Replaced by	Scale 1:1					804

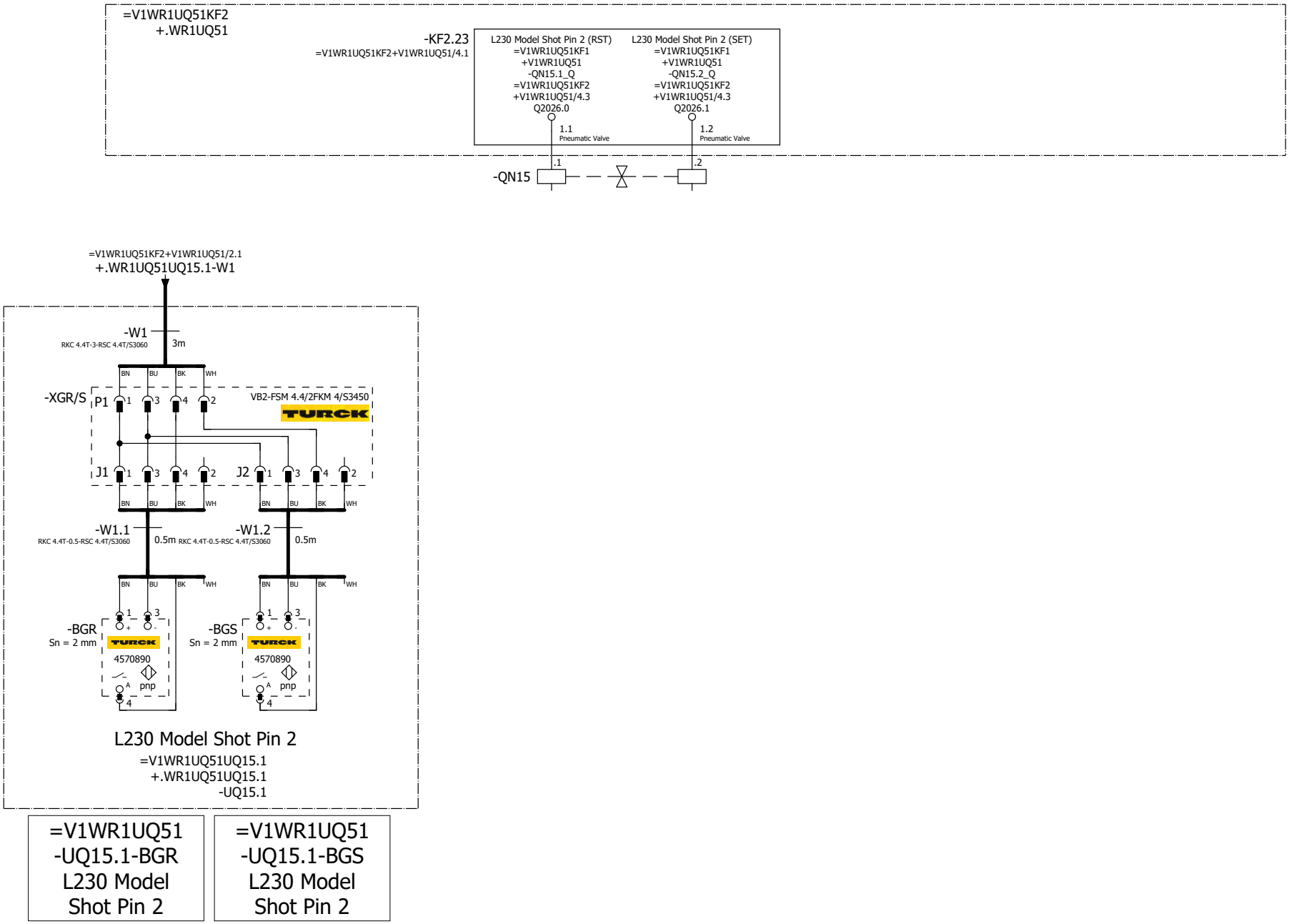

=V1WR1UQ51UQ14+.WR1UQ51UQ14/1

=V1WR1UQ51UQ16+.WR1UQ51UQ16/1

			Date	9/12/2022	Volvo Trucks North America		Valiant TMS	FESTO DQ CONNECTION QN15	Drawing name: =2V11&EFS-EL	= V1WR1UQ51UQ15	
			Ed.	KMAFFRE						+ V1WR1UQ51UQ15	
			Appr		P6700 Bodyside Sub - Robot Cell 2V11				Document type: EFS	Project nr: 22-16149	Page 1
Modification	Date	Name	Original		Replacement of	Replaced by	Scale 1:1				804

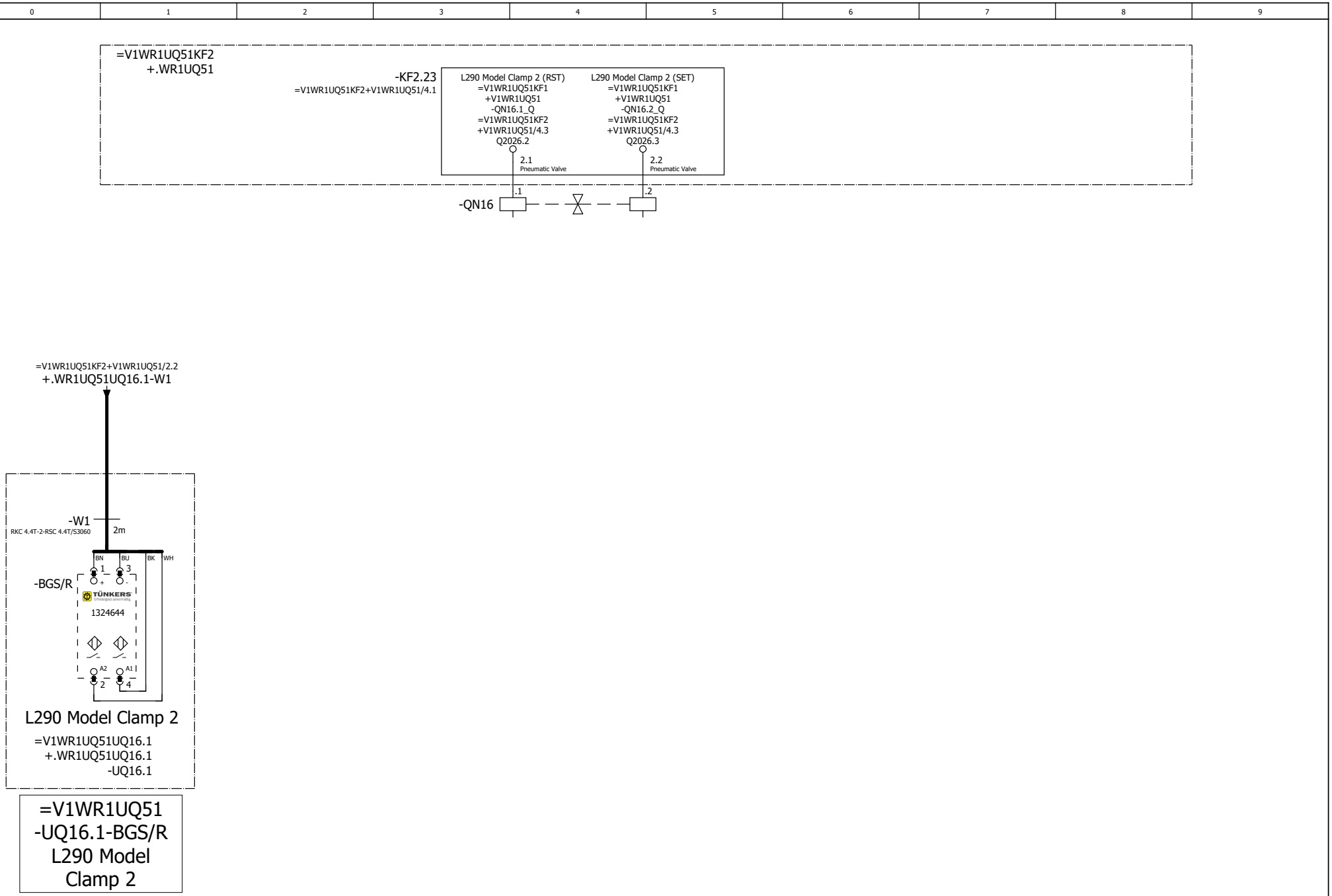

			Date	9/12/2022	Volvo Trucks North America	Valiant TMS	FESTO DQ CONNECTION QN16	Drawing name: =2V11&EFS-EL		= V1WR1UQ51UQ16	
			Ed.	KMAFFRE						+ V1WR1UQ51UQ16	
			Appr		P6700 Bodyside Sub - Robot Cell 2V11			Document type: EFS	Project nr: 22-16149		Page 1
Modification	Date	Name	Original		Replacement of / Replaced by	Scale 1:1					804

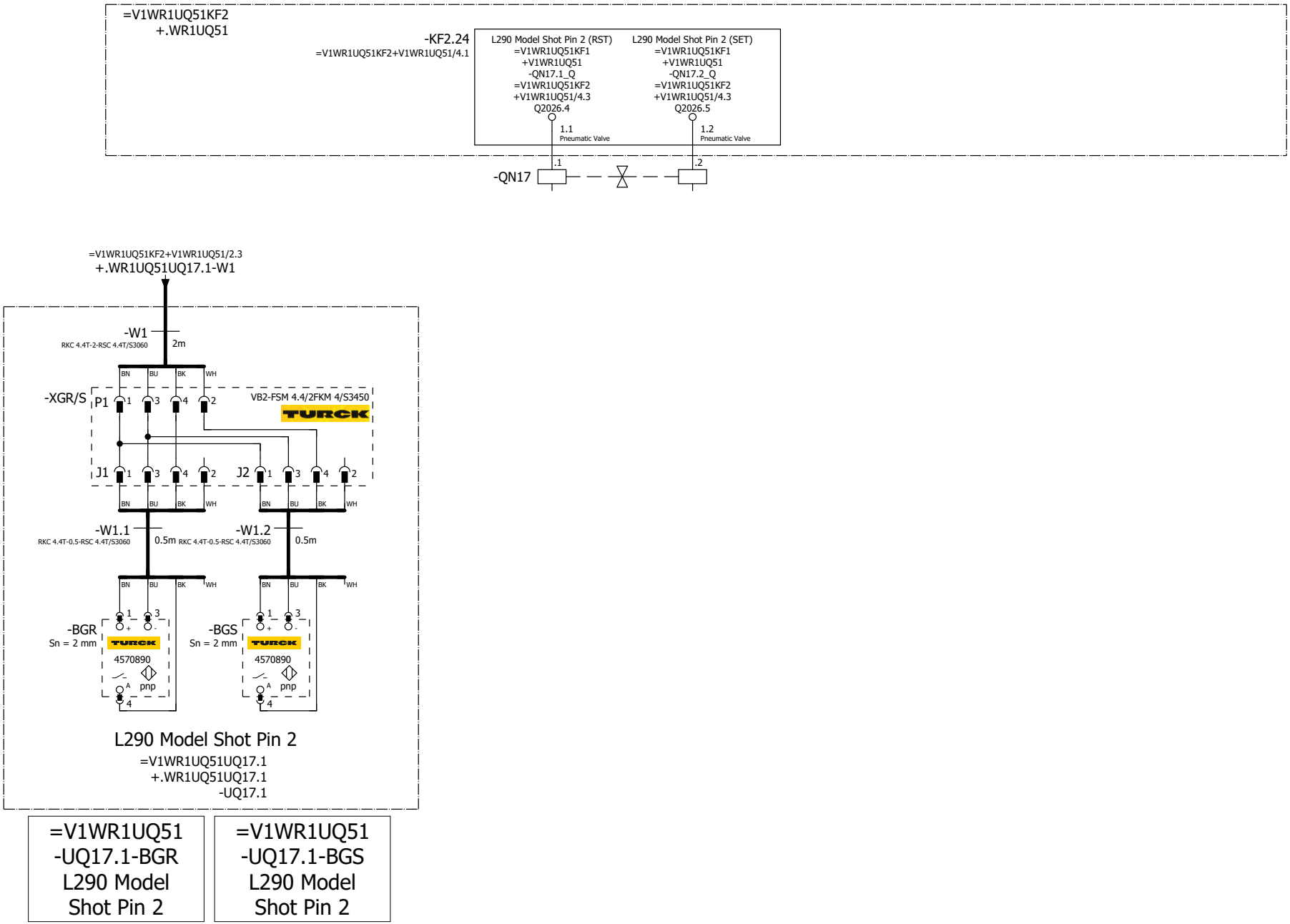

=V1WR1UQ51UQ16+.WR1UQ51UQ16/1

=V1WR1UQ51UQ18+.WR1UQ51UQ18/1

			Date	9/12/2022	Volvo Trucks North America		Valiant TMS	FESTO DQ CONNECTION QN17	Drawing name: =2V11&EFS-EL	= V1WR1UQ51UQ17	
			Ed.	KMAFFRE						+ V1WR1UQ51UQ17	
			Appr		P6700 Bodyside Sub - Robot Cell 2V11				Document type: EFS	Project nr: 22-16149	Page 1
Modification	Date	Name	Original		Replacement of	Replaced by	Scale 1:1				804

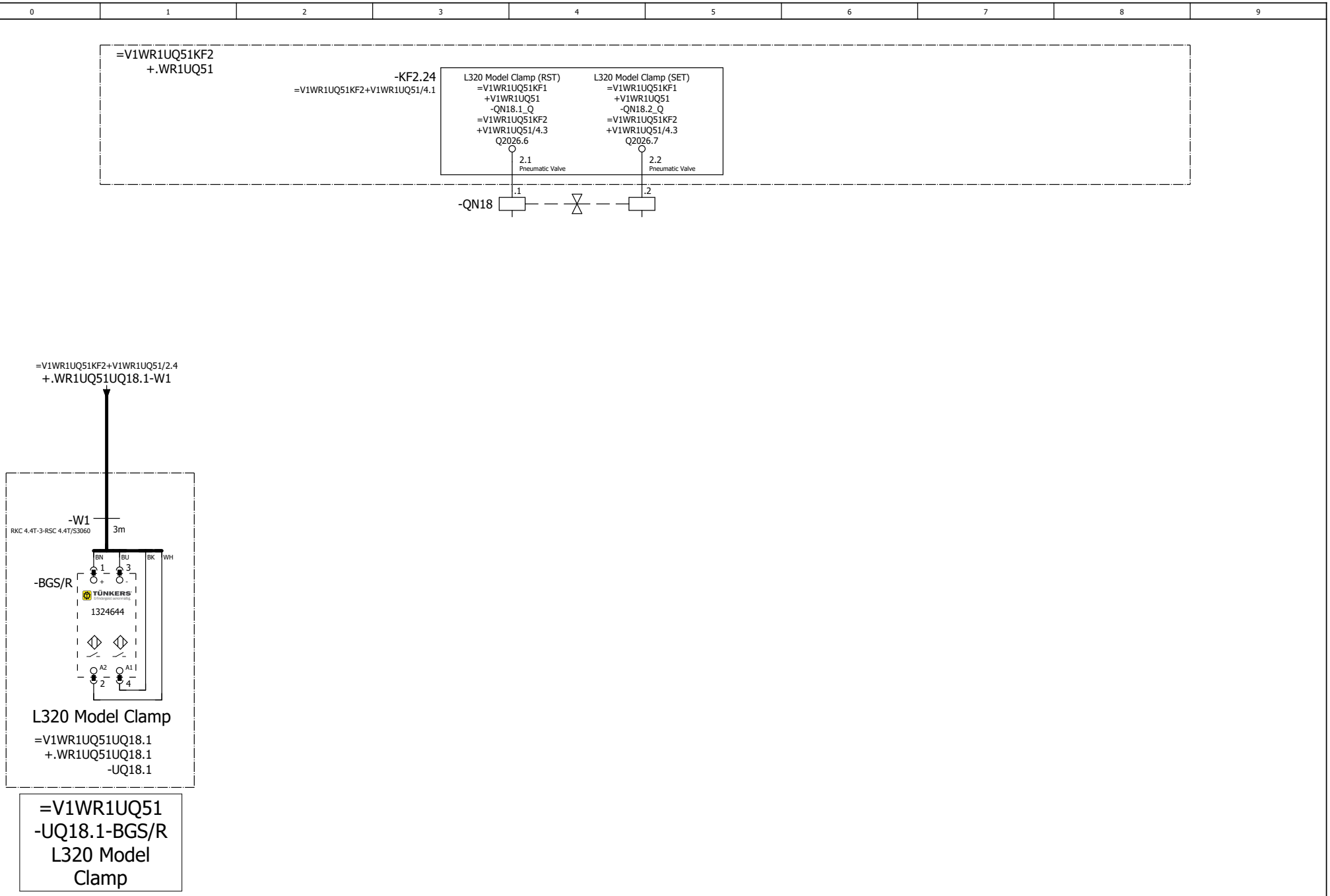

=V1WR1UQ51UQ17+.WR1UQ51UQ17/1

=V1WR1UQ51UQ19+.WR1UQ51UQ19/1

			Date	9/12/2022	Volvo Trucks North America	Valiant TMS	FESTO DQ CONNECTION QN18	Drawing name: =2V11&EFS-EL	= V1WR1UQ51UQ18		
			Ed.	KMAFFRE					+ V1WR1UQ51UQ18		
			Appr		P6700 Bodyside Sub - Robot Cell 2V11			Document type: EFS	Project nr: 22-16149	Page	1
Modification	Date	Name	Original		Replacement of / Replaced by	Scale 1:1					804

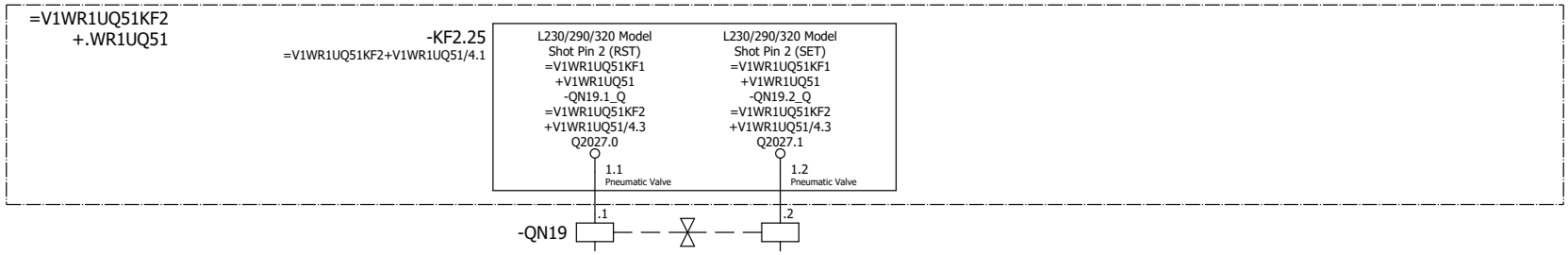

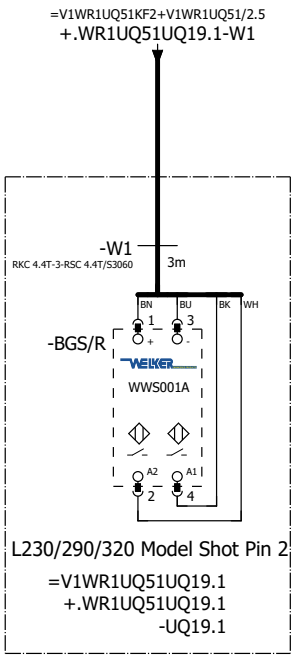

=V1WR1UQ51
-UQ19.1-BGS/R
L230/290/320
Model Shot Pin 2

=V1WR1UQ51UQ18+.WR1UQ51UQ18/1

=V1WR1UQ51UQ20+.WR1UQ51UQ20/1

			Date	9/12/2022	Volvo Trucks North America		Valiant TMS	FESTO DQ CONNECTION QN19	Drawing name: =2V11&EFS-EL	= V1WR1UQ51UQ19	
			Ed.	KMAFFRE						+ V1WR1UQ51UQ19	
			Appr		P6700 Bodyside Sub - Robot Cell 2V11				Document type: EFS	Project nr: 22-16149	Page 1
Modification	Date	Name	Original		Replacement of	Replaced by	Scale 1:1				804

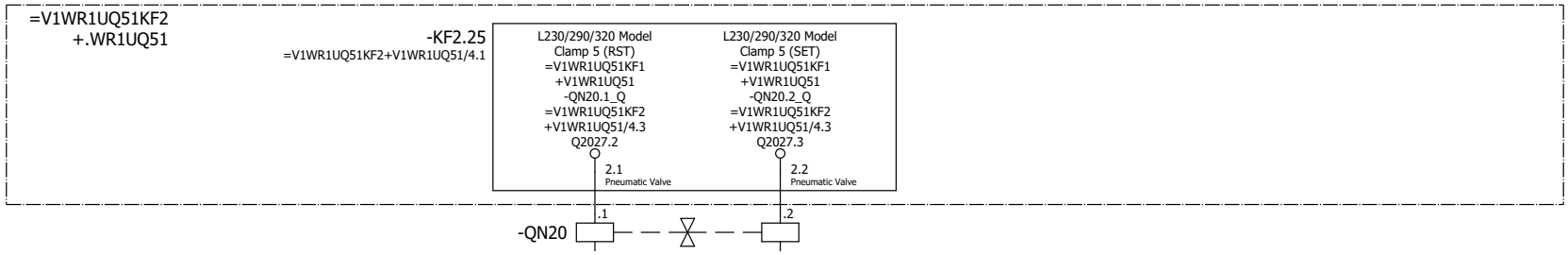

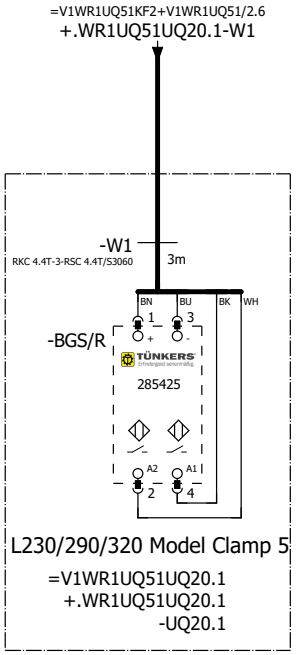

=V1WR1UQ51
-UQ20.1-BGS/R
L230/290/320
Model Clamp 5

=V1WR1UQ51UQ19+.WR1UQ51UQ19/1

=V1WR1UQ51WC4+V1WR1UQ51/1

			Date	9/12/2022	Volvo Trucks North America	Valiant TMS	FESTO DQ CONNECTION QN20	Drawing name: =2V11&EFS-EL	= V1WR1UQ51UQ20		
			Ed.	KMAFFRE					+ V1WR1UQ51UQ20		
			Appr		P6700 Bodyside Sub - Robot Cell 2V11			Document type: EFS	Project nr: 22-16149	Page	1
Modification	Date	Name	Original		Replacement of / Replaced by	Scale 1:1					804

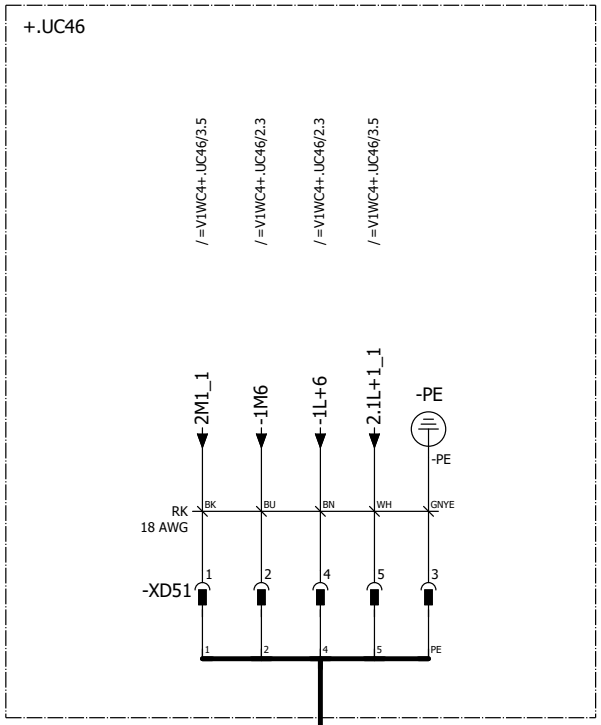

POWER IN / POWER OUT

Pin 1: 0 V UA
Pin 2: 0 V US
Pin 3: FE
Pin 4: +24 V US / 9 A
Pin 5: +24 V UA / 9 A

Pin #	WIRE	COLOR
Pin 1	2M1_1	BK
Pin 2	1M6	BU
Pin 3	PE	GNYE
Pin 4	1L+6	BN
Pin 5	2.1L+1_1	WH

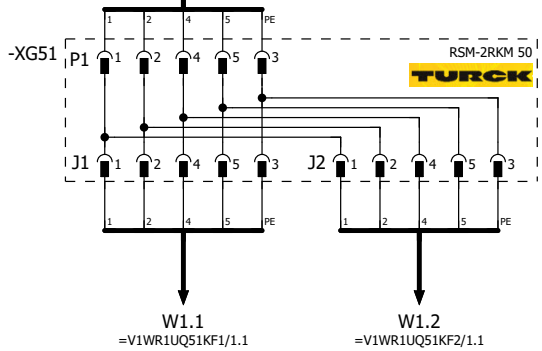

=V1WR1UQ51UQ20+.WR1UQ51UQ20/1

=V1WR1UQ52BG0+.WR1UQ52/1

			Date	9/6/2022	Volvo Trucks North America	Valiant TMS	24VDC	Drawing name: =2V11&EFS-EL	= V1WR1UQ51WC4		
			Ed.	MKLEPADLO					+ V1WR1UQ51		
			Appr		P6700 Bodyside Sub - Robot Cell 2V11			Document type: EFS	Project nr: 22-16149	Page	1
Modification	Date	Name	Original		Replacement of / Replaced by	Scale 1:1					804

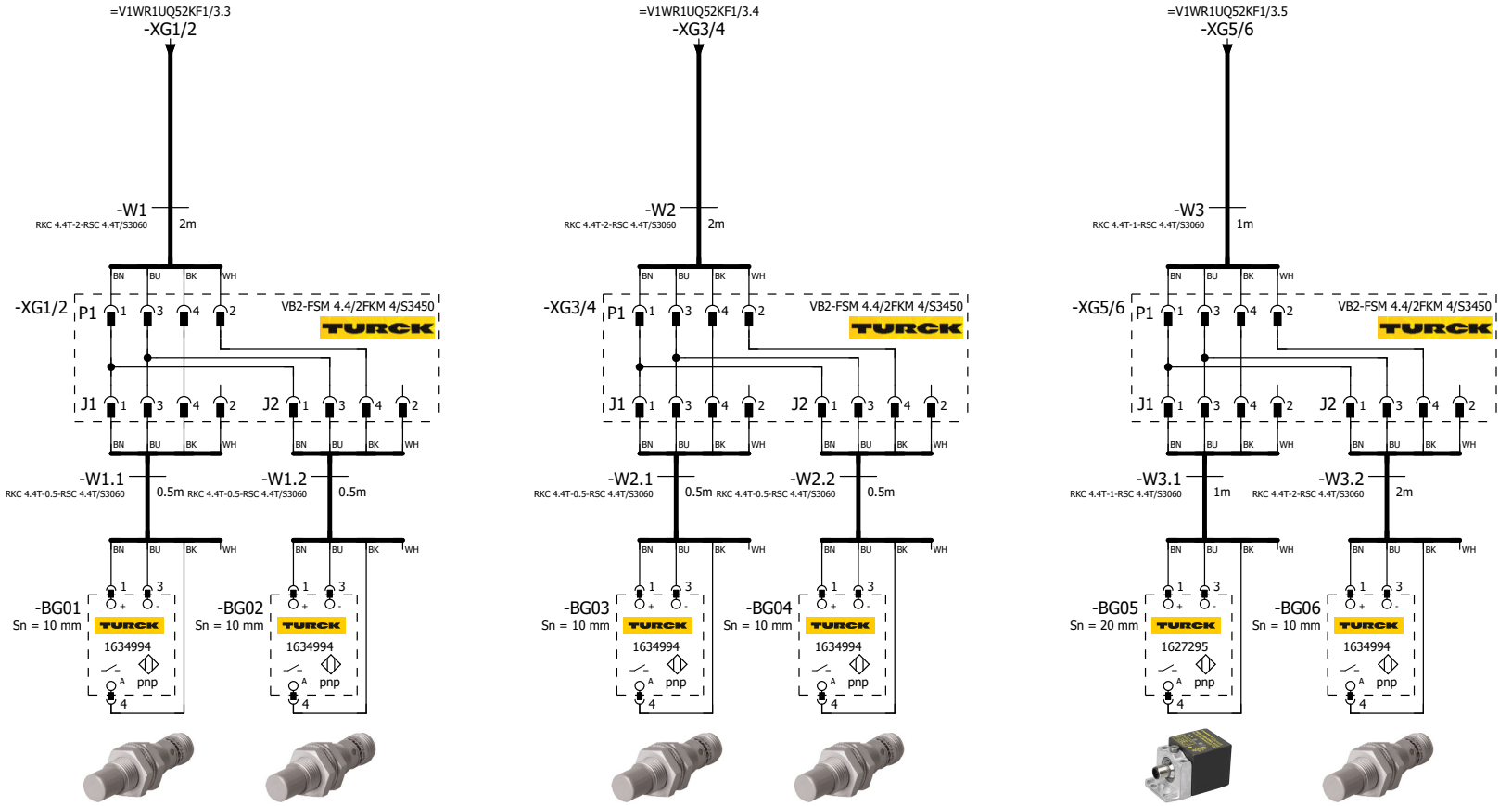

=V1WR1UQ52 -BG01 Member Horiz. Mnt B-Pillar RH	=V1WR1UQ52 -BG02 Member Horiz. Mnt B-Pillar RH	=V1WR1UQ52 -BG03 Member Horiz. Mnt B-Pillar LH	=V1WR1UQ52 -BG04 Member Horiz. Mnt B-Pillar LH	=V1WR1UQ52 -BG05 Member Horiz. RH (L320)	=V1WR1UQ52 -BG06 Member Horiz. RH (L320)

=V1WR1UQ51WC4+.WR1UQ51/1

2

			Date	9/6/2022	Volvo Trucks North America		Valiant TMS	SENSORS	Drawing name: =2V11&EFS-EL	= V1WR1UQ52BG0	
			Ed.	MKLEPADLO						+ V1WR1UQ52	
			Appr		P6700 Bodyside Sub - Robot Cell 2V11				Document type: EFS	Project nr: 22-16149	Page 1
Modification	Date	Name	Original		Replacement of	Replaced by	Scale 1:1				804

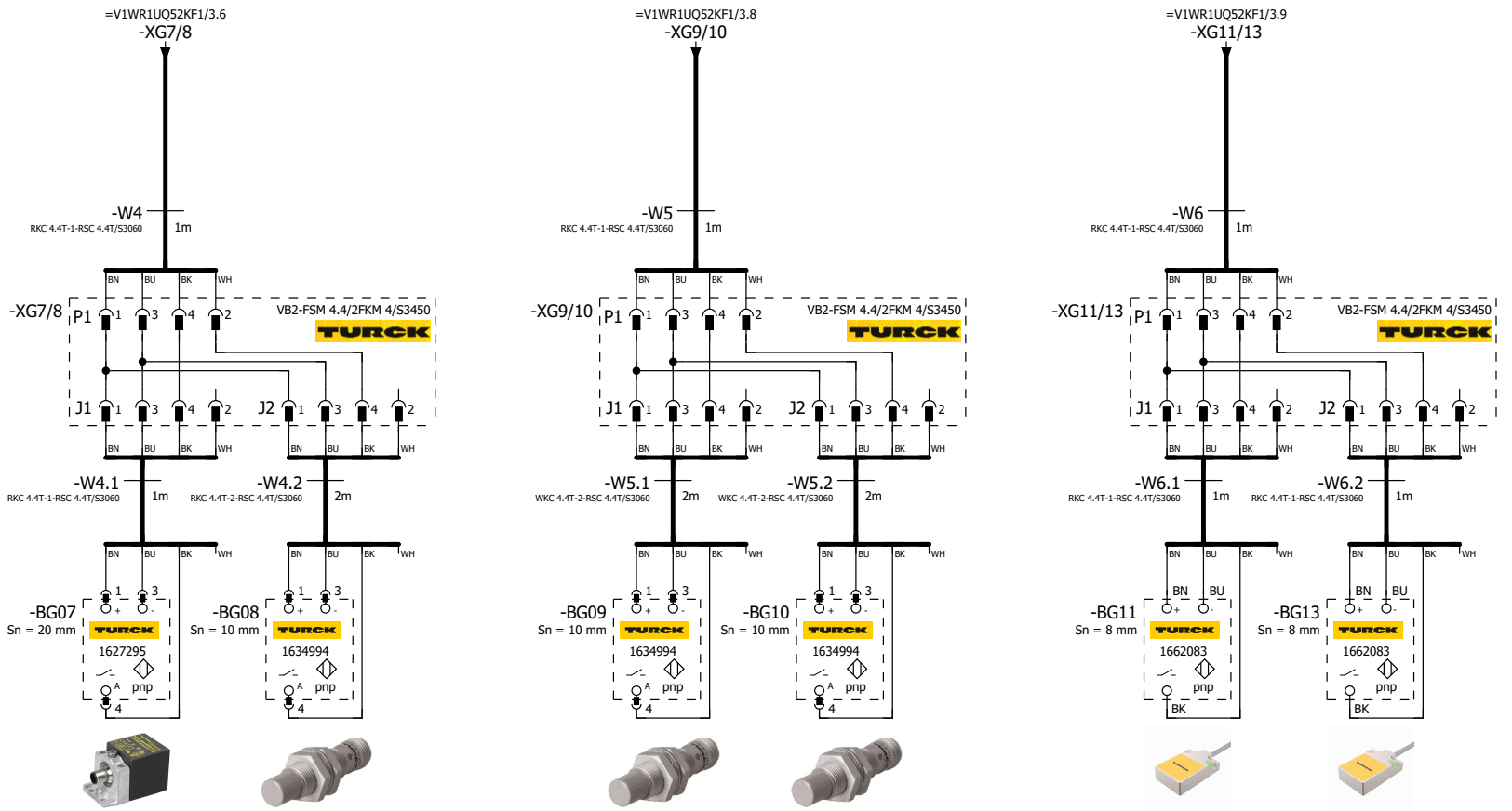

=V1WR1UQ52 -BG07 Member Horiz. LH (L320)	=V1WR1UQ52 -BG08 Member Horiz. LH (L320)	=V1WR1UQ52 -BG09 Cabinet Mount RH (Common)	=V1WR1UQ52 -BG10 Cabinet Mount LH (Common)	=V1WR1UQ52 -BG11 Member Horiz. RH (L290)	=V1WR1UQ52 -BG13 Member Horiz. RH (L290)

1 3

			Date	9/6/2022	Volvo Trucks North America		Valiant TMS	SENSORS	Drawing name: =2V11&EFS-EL	= V1WR1UQ52BG0	
			Ed.	MKLEPADLO						+ V1WR1UQ52	
			Appr		P6700 Bodyside Sub - Robot Cell 2V11				Document type: EFS	Project nr: 22-16149	Page 2
Modification	Date	Name	Original		Replacement of	Replaced by	Scale 1:1				804

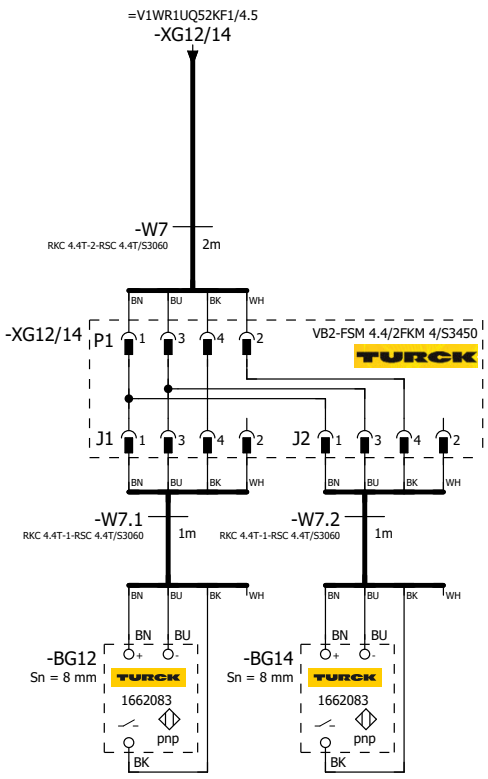

=V1WR1UQ52 -BG12 Member Horiz. LH (L290)	=V1WR1UQ52 -BG14 Member Horiz. LH (L290)

2

=V1WR1UQ52KF1/1

			Date	9/6/2022	Volvo Trucks North America		Valiant TMS	SENSORS	Drawing name: =2V11&EFS-EL	= V1WR1UQ52BG0	
			Ed.	MKLEPADLO						+ V1WR1UQ52	
			Appr		P6700 Bodyside Sub - Robot Cell 2V11				Document type: EFS	Project nr: 22-16149	Page 3
Modification	Date	Name	Original		Replacement of	Replaced by	Scale 1:1				804

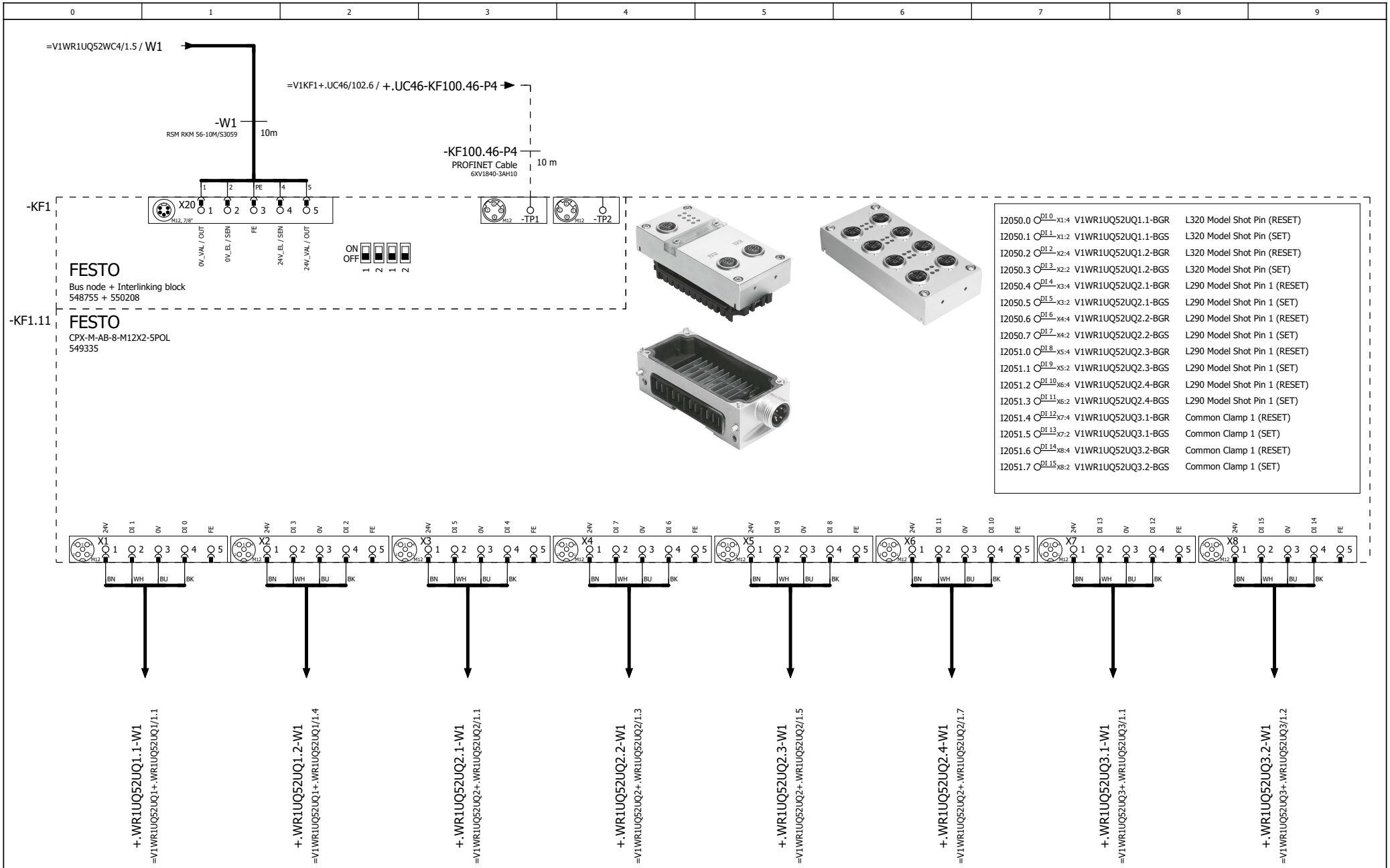

=V1WR1UQ52BG0/3 2

			Date	9/6/2022	Volvo Trucks North America	Valiant TMS	CONNECTING MOD. FOR VTSA MANIFOLD	Drawing name: =2V11&EFS-EL		= V1WR1UQ52KF1	
			Ed.	MKLEPADLO						+ V1WR1UQ52	
			Appr		P6700 Bodyside Sub - Robot Cell 2V11			Document type: EFS	Project nr: 22-16149		Page 1
Modification	Date	Name	Original		Replacement of / Replaced by	Scale 1:1					804

0	1	2	3	4	5	6	7	8	9

I2052.0	DI 0 X1:4	V1WR1UQ52UQ3.3-BGR	Common Clamp 1 (RESET)
I2052.1	DI 1 X1:2	V1WR1UQ52UQ3.3-BGS	Common Clamp 1 (SET)
I2052.2	DI 2 X2:4	V1WR1UQ52UQ3.4-BGR	Common Clamp 1 (RESET)
I2052.3	DI 3 X2:2	V1WR1UQ52UQ3.4-BGS	Common Clamp 1 (SET)
I2052.4	DI 4 X3:4	V1WR1UQ52UQ4.1-BGR	Common Clamp 2 (RESET)
I2052.5	DI 5 X3:2	V1WR1UQ52UQ4.1-BGS	Common Clamp 2 (SET)
I2052.6	DI 6 X4:4	V1WR1UQ52UQ4.2-BGR	Common Clamp 2 (RESET)
I2052.7	DI 7 X4:2	V1WR1UQ52UQ4.2-BGS	Common Clamp 2 (SET)
I2053.0	DI 8 X5:4	V1WR1UQ52UQ5.1-BGR	L320 Model Clamp (RESET)
I2053.1	DI 9 X5:2	V1WR1UQ52UQ5.1-BGS	L320 Model Clamp (SET)
I2053.2	DI 10 X6:4	V1WR1UQ52UQ5.2-BGR	L320 Model Clamp (RESET)
I2053.3	DI 11 X6:2	V1WR1UQ52UQ5.2-BGS	L320 Model Clamp (SET)
I2053.4	DI 12 X7:4	V1WR1UQ52UQ6.1-BGR	L290 Model Clamp (RESET)
I2053.5	DI 13 X7:2	V1WR1UQ52UQ6.1-BGS	L290 Model Clamp (SET)
I2053.6	DI 14 X8:4	V1WR1UQ52UQ6.2-BGR	L290 Model Clamp (RESET)
I2053.7	DI 15 X8:2	V1WR1UQ52UQ6.2-BGS	L290 Model Clamp (SET)

-KF1.12

FESTO

CPX-M-AB-8-M12X2-5POL

549335

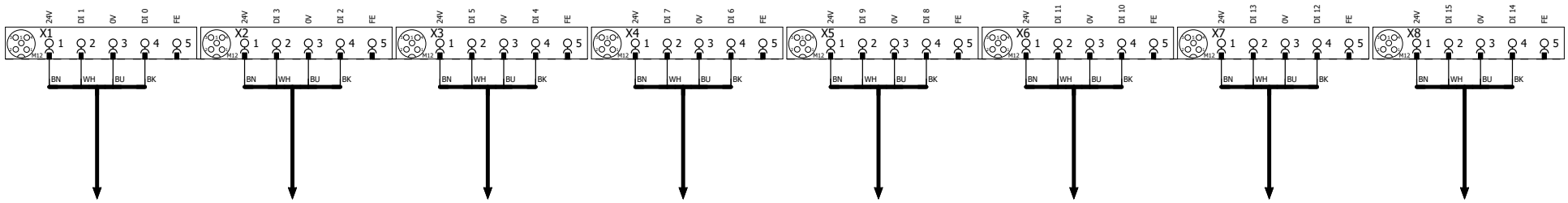

1 3

			Date	9/6/2022	Volvo Trucks North America	Valiant TMS	I/O MOD. DI16 (8 x M12) FOR VTSA-F	Drawing name: =2V11&EFS-EL		= V1WR1UQ52KF1	
			Ed.	MKLEPADLO						+ V1WR1UQ52	
			Appr		P6700 Bodyside Sub - Robot Cell 2V11			Document type: EFS	Project nr: 22-16149		Page 2
Modification	Date	Name	Original		Replacement of / Replaced by	Scale 1:1					804

0	1	2	3	4	5	6	7	8	9

I2054.0	DI 0 X1:4	V1WR1UQ52UQ7.1-BGR	Common Shot Pin 1 (RESET)
I2054.1	DI 1 X1:2	V1WR1UQ52UQ7.1-BGS	Common Shot Pin 1 (SET)
I2054.2	DI 2 X2:4	V1WR1UQ52UQ7.2-BGR	Common Shot Pin 1 (RESET)
I2054.3	DI 3 X2:2	V1WR1UQ52UQ7.2-BGS	Common Shot Pin 1 (SET)
I2054.4	DI 4 X3:4	V1WR1UQ52-BG01	Sensor Member Horiz. Mnt B-Pillar RH
I2054.5	DI 5 X3:2	V1WR1UQ52-BG02	Sensor Member Horiz. Mnt B-Pillar RH
I2054.6	DI 6 X4:4	V1WR1UQ52-BG03	Sensor Member Horiz. Mnt B-Pillar LH
I2054.7	DI 7 X4:2	V1WR1UQ52-BG04	Sensor Member Horiz. Mnt B-Pillar LH
I2055.0	DI 8 X5:4	V1WR1UQ52-BG05	Sensor Member Horiz. RH (L320)
I2055.1	DI 9 X5:2	V1WR1UQ52-BG06	Sensor Member Horiz. RH (L320)
I2055.2	DI 10 X6:4	V1WR1UQ52-BG07	Sensor Member Horiz. LH (L320)
I2055.3	DI 11 X6:2	V1WR1UQ52-BG08	Sensor Member Horiz. LH (L320)
I2055.4	DI 12 X7:4	V1WR1UQ52-BG09	Sensor Cabinet Mount RH (Common)
I2055.5	DI 13 X7:2	V1WR1UQ52-BG10	Sensor Cabinet Mount LH (Common)
I2055.6	DI 14 X8:4	V1WR1UQ52-BG11	Sensor Member Horiz. RH (L290)
I2055.7	DI 15 X8:2	V1WR1UQ52-BG13	Sensor Member Horiz. RH (L290)

-KF1.13

FESTO

CPX-M-AB-8-M12X2-5POL

549335

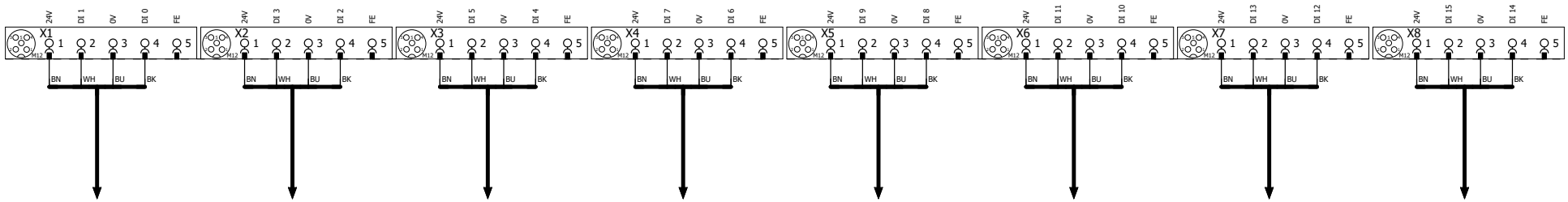

+.WR1UQ52UQ7.1-W1
=V1WR1UQ52UQ7+.WR1UQ52UQ7/1.1

+.WR1UQ52UQ7.2-W1
=V1WR1UQ52UQ7+.WR1UQ52UQ7/1.4

-XG1/2
=V1WR1UQ52BG0/1.1

-XG3/4
=V1WR1UQ52BG0/1.4

-XG5/6
=V1WR1UQ52BG0/1.6

-XG7/8
=V1WR1UQ52BG0/2.1

-XG9/10
=V1WR1UQ52BG0/2.4

-XG11/13
=V1WR1UQ52BG0/2.6

2 4

			Date	9/6/2022	Volvo Trucks North America	Valiant TMS	I/O MOD. DI16 (8 x M12) FOR VTSA-F	Drawing name: =2V11&EFS-EL		= V1WR1UQ52KF1	
			Ed.	KMAFFRE						+ V1WR1UQ52	
			Appr		P6700 Bodyside Sub - Robot Cell 2V11			Document type: EFS	Project nr: 22-16149		Page 3
Modification	Date	Name	Original		Replacement of / Replaced by	Scale 1:1					804

0	1	2	3	4	5	6	7	8	9

I2056.0	DI 0 X1:4	V1WR1UQ52UQ9.1-BGR	Common Shot Pin 2 (RESET)
I2056.1	DI 1 X1:2	V1WR1UQ52UQ9.1-BGS	Common Shot Pin 2 (SET)
I2056.2	DI 2 X2:4	V1WR1UQ52UQ9.2-BGR	Common Shot Pin 2 (RESET)
I2056.3	DI 3 X2:2	V1WR1UQ52UQ9.2-BGS	Common Shot Pin 2 (SET)
I2056.4	DI 4 X3:4	V1WR1UQ52UQ8.1-BGR	L290 Model Shot Pin 2 (RESET)
I2056.5	DI 5 X3:2	V1WR1UQ52UQ8.1-BGS	L290 Model Shot Pin 2 (SET)
I2056.6	DI 6 X4:4	V1WR1UQ52UQ8.2-BGR	L290 Model Shot Pin 2 (RESET)
I2056.7	DI 7 X4:2	V1WR1UQ52UQ8.2-BGS	L290 Model Shot Pin 2 (SET)
I2057.0	DI 8 X5:4	V1WR1UQ52-BG12	Sensor Member Horiz. LH (L290)
I2057.1	DI 9 X5:2	V1WR1UQ52-BG14	Sensor Member Horiz. LH (L290)
I2057.2	DI 10 X6:4	I2057.2	SPARE
I2057.3	DI 11 X6:2	I2057.3	SPARE
I2057.4	DI 12 X7:4	I2057.4	SPARE
I2057.5	DI 13 X7:2	I2057.5	SPARE
I2057.6	DI 14 X8:4	I2057.6	SPARE
I2057.7	DI 15 X8:2	I2057.7	SPARE

-KF1.14

FESTO

CPX-M-AB-8-M12X2-5POL

549335

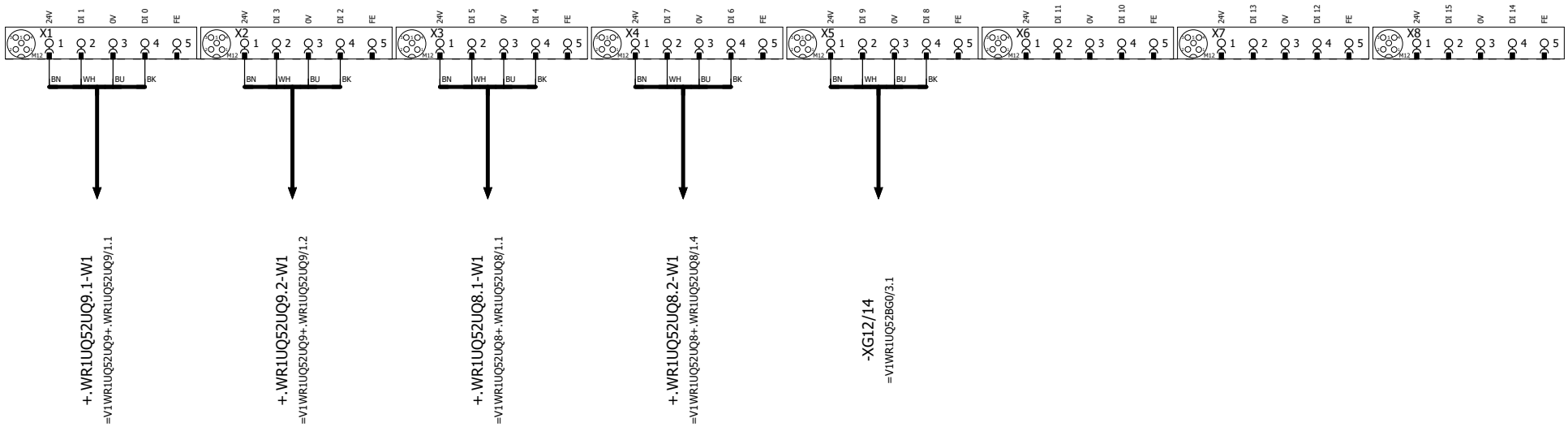

			Date	9/6/2022	Volvo Trucks North America	Valiant TMS	I/O MOD. DI16 (8 x M12) FOR VTSA-F	Drawing name: =2V11&EFS-EL	= V1WR1UQ52KF1	
			Ed.	KMAFFRE					+ V1WR1UQ52	
			Appr		P6700 Bodyside Sub - Robot Cell 2V11			Document type: EFS	Project nr: 22-16149	Page 4
Modification	Date	Name	Original		Replacement of / Replaced by	Scale 1:1				804

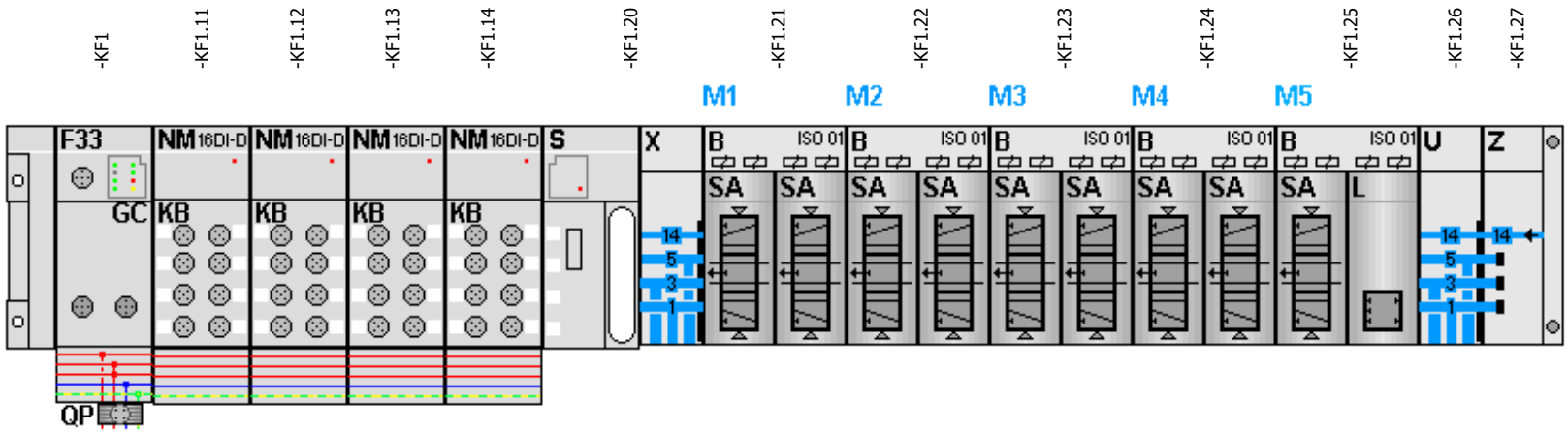

-KF1.21
=V1WR1UQ52UQ1+.WR1UQ52UQ1/1.3
=V1WR1UQ52UQ2+.WR1UQ52UQ2/1.3

FESTO

=V1WR1UQ52UQ1+.WR1UQ52UQ1/1.4	Q2050.0 DO 0 1.1	-QN1.1_Q	L320 Model Shot Pins (RST)
=V1WR1UQ52UQ1+.WR1UQ52UQ1/1.4	Q2050.1 DO 1 1.2	-QN1.2_Q	L320 Model Shot Pins (SET)
=V1WR1UQ52UQ2+.WR1UQ52UQ2/1.4	Q2050.2 DO 2 2.1	-QN2.1_Q	L290 Model Shot Pins 1 (RST)
=V1WR1UQ52UQ2+.WR1UQ52UQ2/1.4	Q2050.3 DO 3 2.2	-QN2.2_Q	L290 Model Shot Pins 1 (SET)

-KF1.22
=V1WR1UQ52UQ3+.WR1UQ52UQ3/1.3
=V1WR1UQ52UQ4+.WR1UQ52UQ4/1.3

FESTO

=V1WR1UQ52UQ3+.WR1UQ52UQ3/1.4	Q2050.4 DO 0 1.1	-QN3.1_Q	Common Clamps 1 (RST)
=V1WR1UQ52UQ3+.WR1UQ52UQ3/1.4	Q2050.5 DO 1 1.2	-QN3.2_Q	Common Clamps 1 (SET)
=V1WR1UQ52UQ4+.WR1UQ52UQ4/1.4	Q2050.6 DO 2 2.1	-QN4.1_Q	Common Clamps 2 (RST)
=V1WR1UQ52UQ4+.WR1UQ52UQ4/1.4	Q2050.7 DO 3 2.2	-QN4.2_Q	Common Clamps 2 (SET)

-KF1.23
=V1WR1UQ52UQ5+.WR1UQ52UQ5/1.3
=V1WR1UQ52UQ6+.WR1UQ52UQ6/1.3

FESTO

=V1WR1UQ52UQ5+.WR1UQ52UQ5/1.4	Q2051.0 DO 0 1.1	-QN5.1_Q	L320 Model Clamps (RST)
=V1WR1UQ52UQ5+.WR1UQ52UQ5/1.4	Q2051.1 DO 1 1.2	-QN5.2_Q	L320 Model Clamps (SET)
=V1WR1UQ52UQ6+.WR1UQ52UQ6/1.4	Q2051.2 DO 2 2.1	-QN6.1_Q	L290 Model Clamps (RST)
=V1WR1UQ52UQ6+.WR1UQ52UQ6/1.4	Q2051.3 DO 3 2.2	-QN6.2_Q	L290 Model Clamps (SET)

-KF1.24
=V1WR1UQ52UQ7+.WR1UQ52UQ7/1.3
=V1WR1UQ52UQ8+.WR1UQ52UQ8/1.3

FESTO

=V1WR1UQ52UQ7+.WR1UQ52UQ7/1.4	Q2051.4 DO 0 1.1	-QN7.1_Q	Common Shot Pins 1 (RST)
=V1WR1UQ52UQ7+.WR1UQ52UQ7/1.4	Q2051.5 DO 1 1.2	-QN7.2_Q	Common Shot Pins 1 (SET)
=V1WR1UQ52UQ8+.WR1UQ52UQ8/1.4	Q2051.6 DO 2 2.1	-QN8.1_Q	L290 Model Shot Pins 2 (RST)
=V1WR1UQ52UQ8+.WR1UQ52UQ8/1.4	Q2051.7 DO 3 2.2	-QN8.2_Q	L290 Model Shot Pins 2 (SET)

-KF1.25
=V1WR1UQ52UQ9+.WR1UQ52UQ9/1.3

FESTO

=V1WR1UQ52UQ9+.WR1UQ52UQ9/1.4	Q2052.0 DO 0 1.1	-QN9.1_Q	Common Shot Pins 2 (RST)
=V1WR1UQ52UQ9+.WR1UQ52UQ9/1.4	Q2052.1 DO 1 1.2	-QN9.2_Q	Common Shot Pins 2 (SET)
	Q2052.2 DO 2 2.1	-QN10.1_Q	SPARE
	Q2052.3 DO 3 2.2	-QN10.2_Q	SPARE

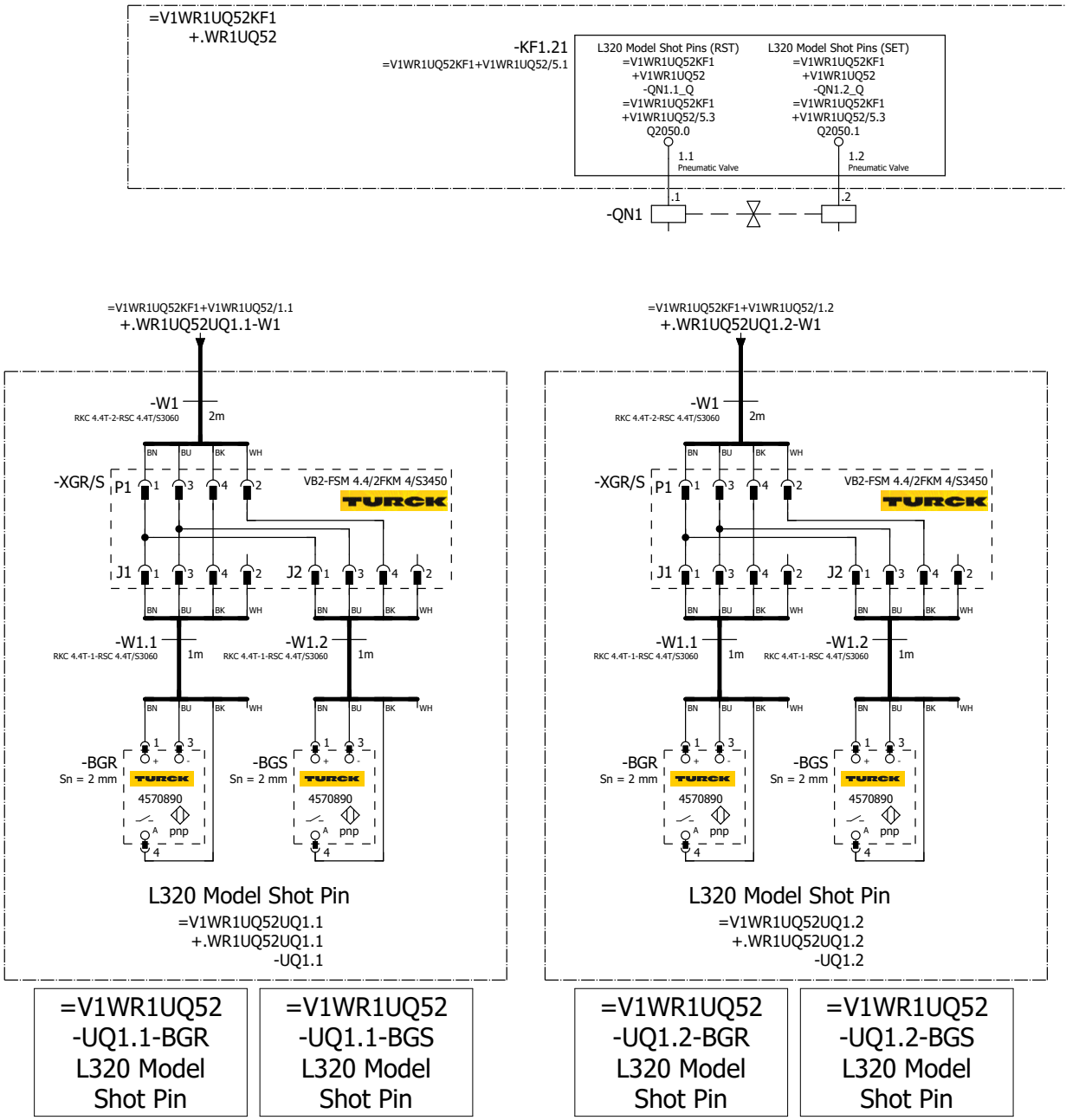

=V1WR1UQ52 -UQ1.1-BGR L320 Model Shot Pin	=V1WR1UQ52 -UQ1.1-BGS L320 Model Shot Pin	=V1WR1UQ52 -UQ1.2-BGR L320 Model Shot Pin	=V1WR1UQ52 -UQ1.2-BGS L320 Model Shot Pin

=V1WR1UQ52KF1+V1WR1UQ52/5

=V1WR1UQ52UQ2+.WR1UQ52UQ2/1

			Date	9/12/2022	Volvo Trucks North America	Valiant TMS	FESTO DQ CONNECTION QN1	Drawing name: =2V11&EFS-EL	= V1WR1UQ52UQ1		
			Ed.	KMAFFRE					+ V1WR1UQ52UQ1		
			Appr		P6700 Bodyside Sub - Robot Cell 2V11			Document type: EFS	Project nr: 22-16149	Page	1
Modification	Date	Name	Original		Replacement of / Replaced by	Scale 1:1					804

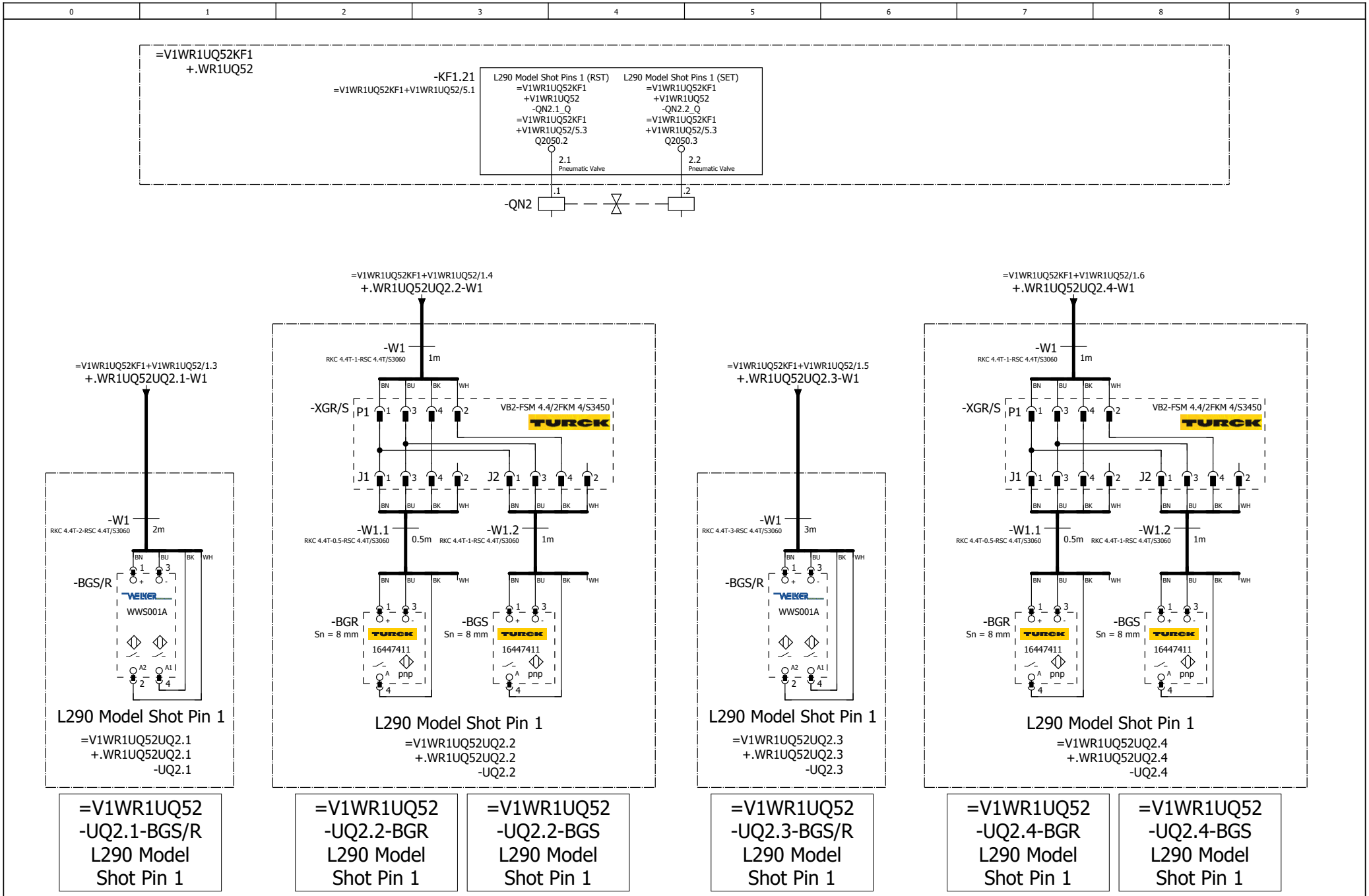

			Date	9/12/2022	Volvo Trucks North America		Valiant TMS	FESTO DQ CONNECTION QN2	Drawing name: =2V11&EFS-EL		= V1WR1UQ52UQ2	
			Ed.	KMAFFRE							+ V1WR1UQ52UQ2	
			Appr		P6700 Bodyside Sub - Robot Cell 2V11				Document type: EFS	Project nr: 22-16149		Page 1
Modification	Date	Name	Original		Replacement of	Replaced by	Scale 1:1					804

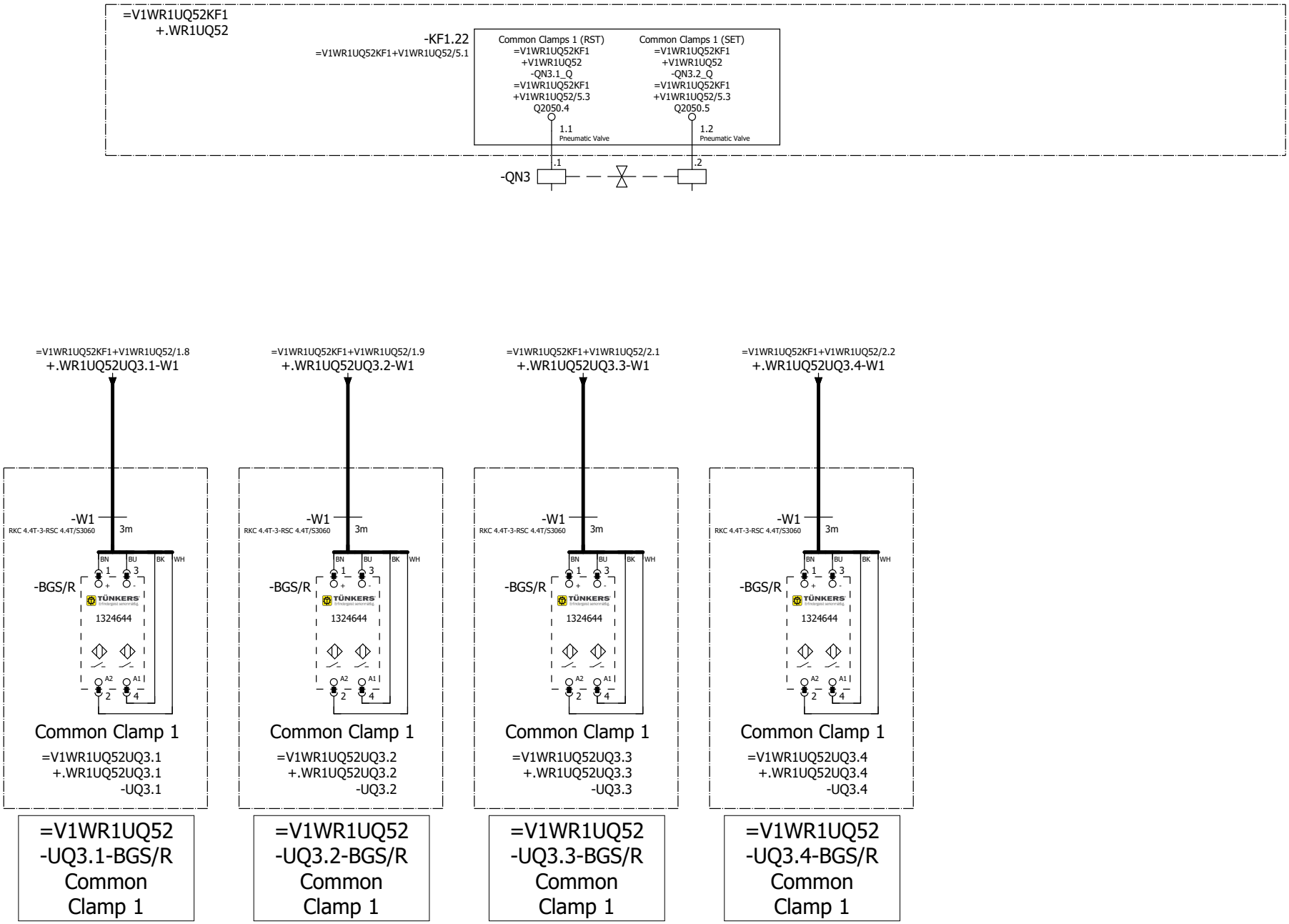

=V1WR1UQ52UQ2+.WR1UQ52UQ2/1

=V1WR1UQ52UQ4+.WR1UQ52UQ4/1

			Date	9/12/2022	Volvo Trucks North America		Valiant TMS	FESTO DQ CONNECTION QN3	Drawing name: =2V11&EFS-EL	= V1WR1UQ52UQ3	
			Ed.	KMAFFRE						+ V1WR1UQ52UQ3	
			Appr		P6700 Bodyside Sub - Robot Cell 2V11				Document type: EFS	Project nr: 22-16149	Page 1
Modification	Date	Name	Original		Replacement of	Replaced by	Scale 1:1				804

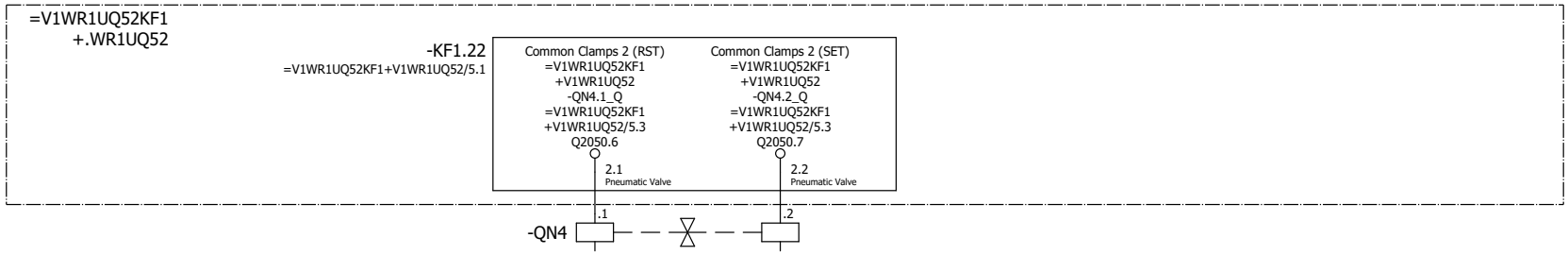

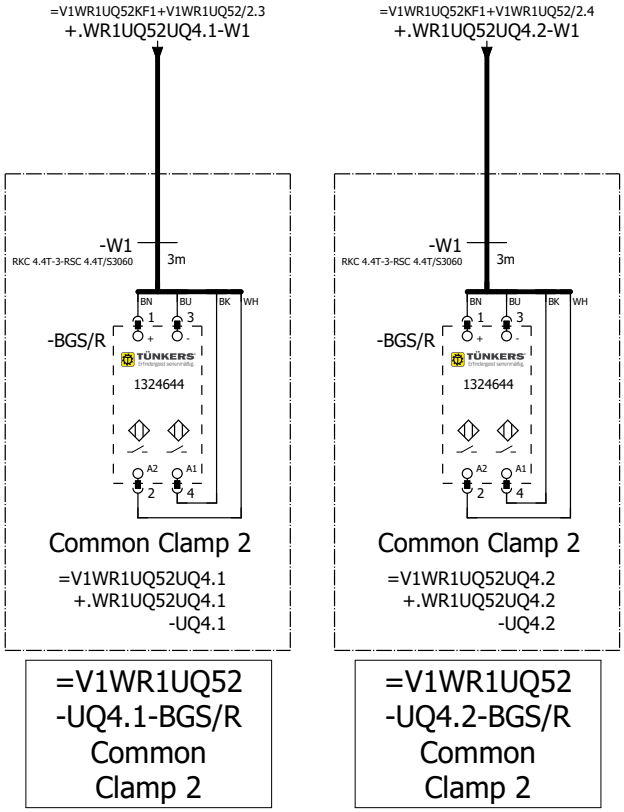

=V1WR1UQ52
-UQ4.1-BGS/R
Common
Clamp 2

=V1WR1UQ52
-UQ4.2-BGS/R
Common
Clamp 2

=V1WR1UQ52UQ3+.WR1UQ52UQ3/1

=V1WR1UQ52UQ5+.WR1UQ52UQ5/1

			Date	9/12/2022	Volvo Trucks North America	Valiant TMS	FESTO DQ CONNECTION QN4	Drawing name: =2V11&EFS-EL		= V1WR1UQ52UQ4	
			Ed.	KMAFFRE						+ V1WR1UQ52UQ4	
			Appr		P6700 Bodyside Sub - Robot Cell 2V11			Document type: EFS	Project nr: 22-16149		Page 1
Modification	Date	Name	Original		Replacement of / Replaced by	Scale 1:1					804

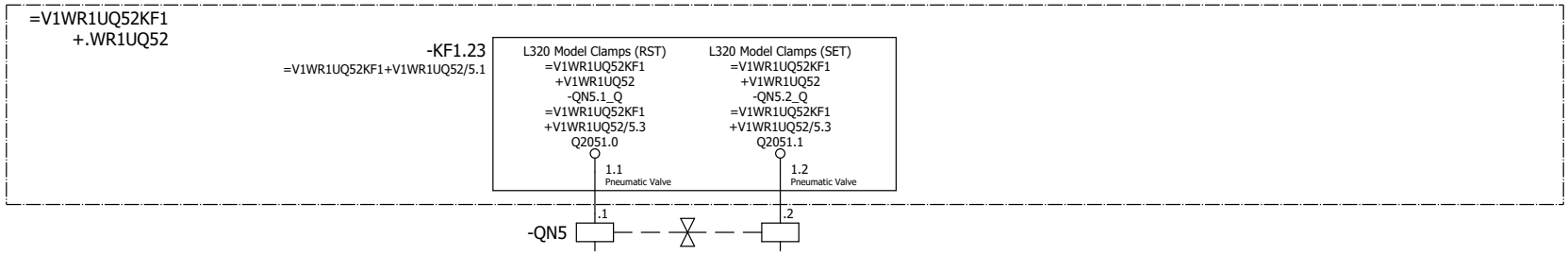

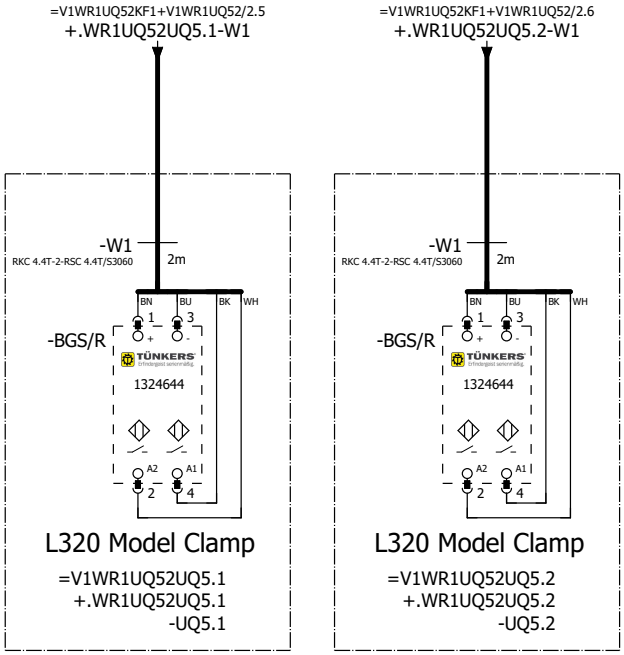

=V1WR1UQ52
-UQ5.1-BGS/R
L320 Model
Clamp

=V1WR1UQ52
-UQ5.2-BGS/R
L320 Model
Clamp

=V1WR1UQ52UQ4+.WR1UQ52UQ4/1

=V1WR1UQ52UQ6+.WR1UQ52UQ6/1

			Date	9/12/2022	Volvo Trucks North America		Valiant TMS	FESTO DQ CONNECTION QN5	Drawing name: =2V11&EFS-EL	= V1WR1UQ52UQ5	
			Ed.	KMAFFRE						+ V1WR1UQ52UQ5	
			Appr		P6700 Bodyside Sub - Robot Cell 2V11				Document type: EFS	Project nr: 22-16149	Page 1
Modification	Date	Name	Original		Replacement of	Replaced by	Scale 1:1				804

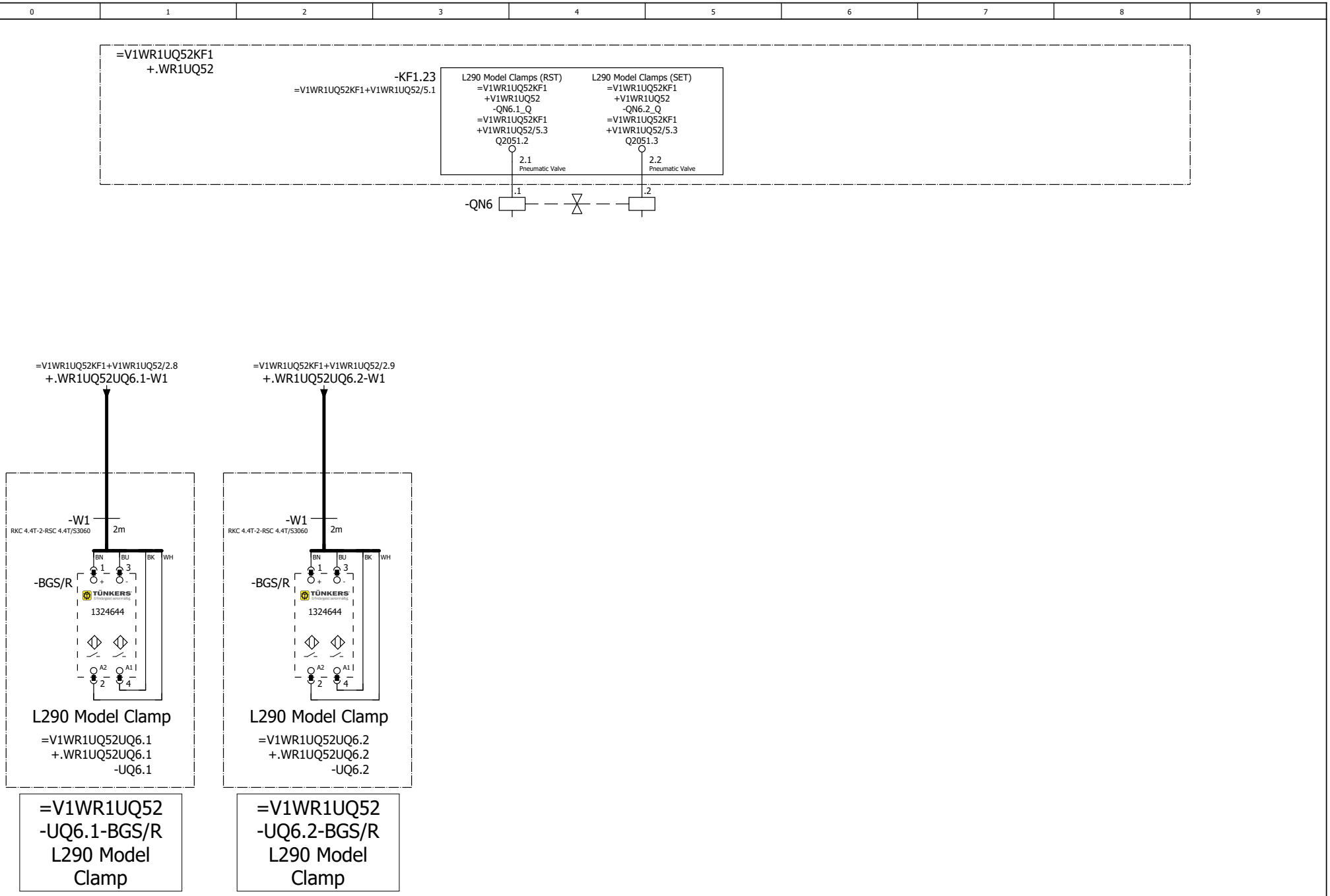

=V1WR1UQ52UQ5+.WR1UQ52UQ5/1

=V1WR1UQ52UQ7+.WR1UQ52UQ7/1

			Date	9/12/2022	Volvo Trucks North America	Valiant TMS	FESTO DQ CONNECTION QN6	Drawing name: =2V11&EFS-EL		= V1WR1UQ52UQ6	
			Ed.	KMAFFRE						+ V1WR1UQ52UQ6	
			Appr		P6700 Bodyside Sub - Robot Cell 2V11			Document type: EFS	Project nr: 22-16149		Page 1
Modification	Date	Name	Original		Replacement of / Replaced by	Scale 1:1					804

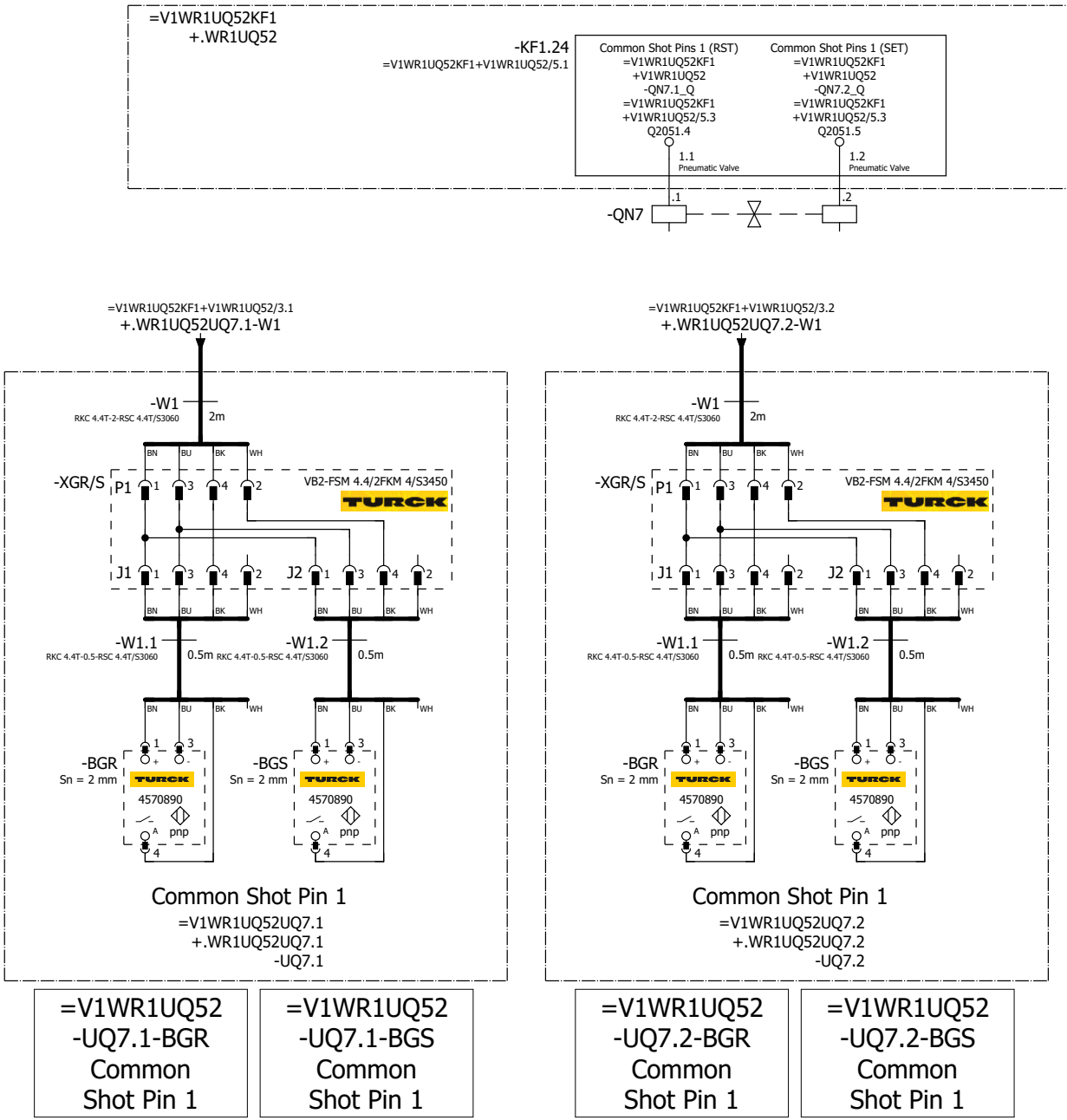

=V1WR1UQ52 -UQ7.1-BGR Common Shot Pin 1	=V1WR1UQ52 -UQ7.1-BGS Common Shot Pin 1	=V1WR1UQ52 -UQ7.2-BGR Common Shot Pin 1	=V1WR1UQ52 -UQ7.2-BGS Common Shot Pin 1

=V1WR1UQ52UQ6+.WR1UQ52UQ6/1

=V1WR1UQ52UQ8+.WR1UQ52UQ8/1

			Date	9/12/2022	Volvo Trucks North America	Valiant TMS	FESTO DQ CONNECTION QN7	Drawing name: =2V11&EFS-EL		= V1WR1UQ52UQ7	
			Ed.	KMAFFRE						+ V1WR1UQ52UQ7	
			Appr		P6700 Bodyside Sub - Robot Cell 2V11			Document type: EFS	Project nr: 22-16149		Page 1
Modification	Date	Name	Original		Replacement of / Replaced by	Scale 1:1					804

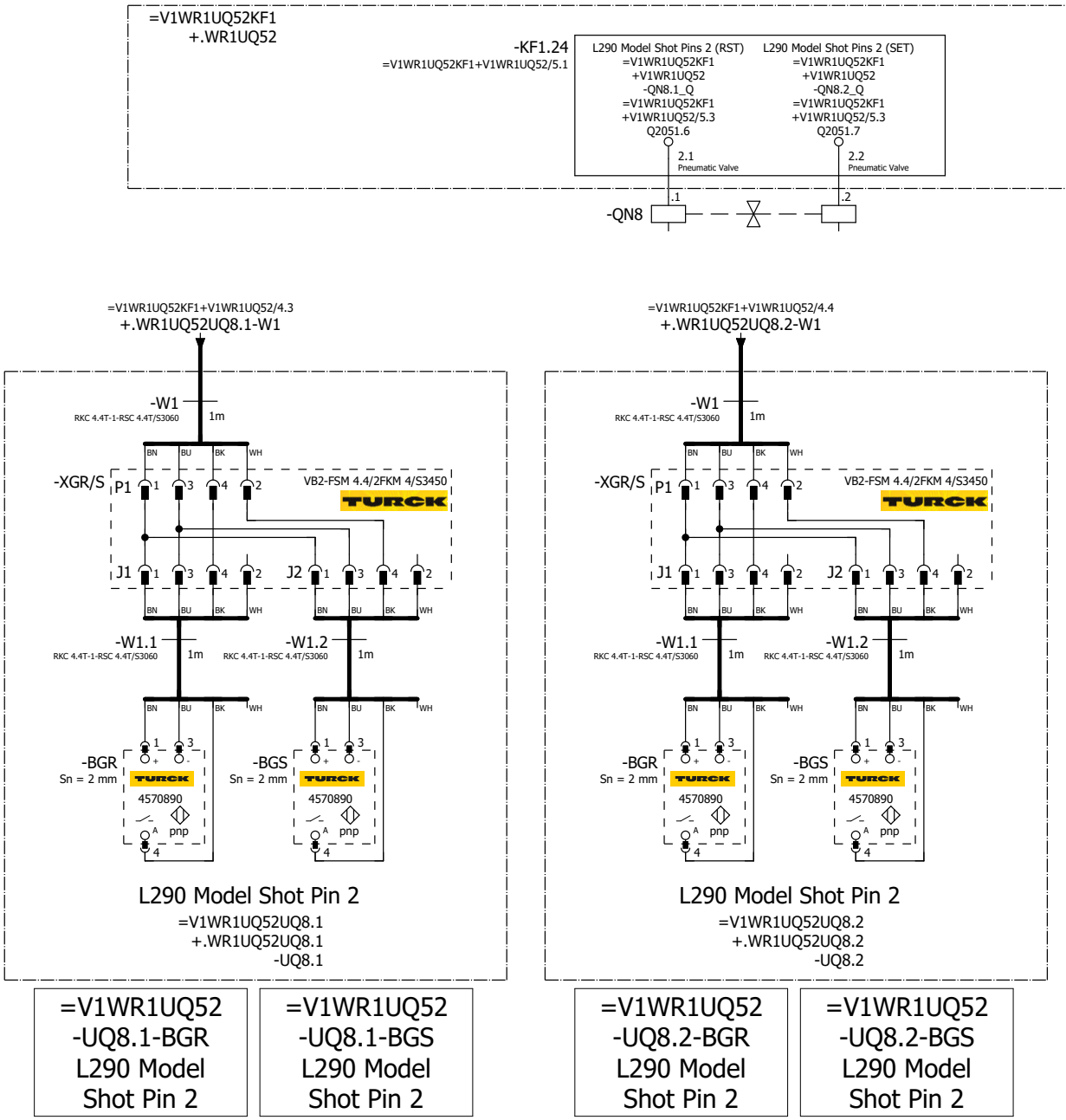

=V1WR1UQ52 -UQ8.1-BGR L290 Model Shot Pin 2	=V1WR1UQ52 -UQ8.1-BGS L290 Model Shot Pin 2	=V1WR1UQ52 -UQ8.2-BGR L290 Model Shot Pin 2	=V1WR1UQ52 -UQ8.2-BGS L290 Model Shot Pin 2

=V1WR1UQ52UQ7+.WR1UQ52UQ7/1

=V1WR1UQ52UQ9+.WR1UQ52UQ9/1

			Date	9/12/2022	Volvo Trucks North America	Valiant TMS	FESTO DQ CONNECTION QN8	Drawing name: =2V11&EFS-EL		= V1WR1UQ52UQ8	
			Ed.	KMAFFRE						+ V1WR1UQ52UQ8	
			Appr		P6700 Bodyside Sub - Robot Cell 2V11			Document type: EFS	Project nr: 22-16149		Page 1
Modification	Date	Name	Original		Replacement of / Replaced by	Scale 1:1					804

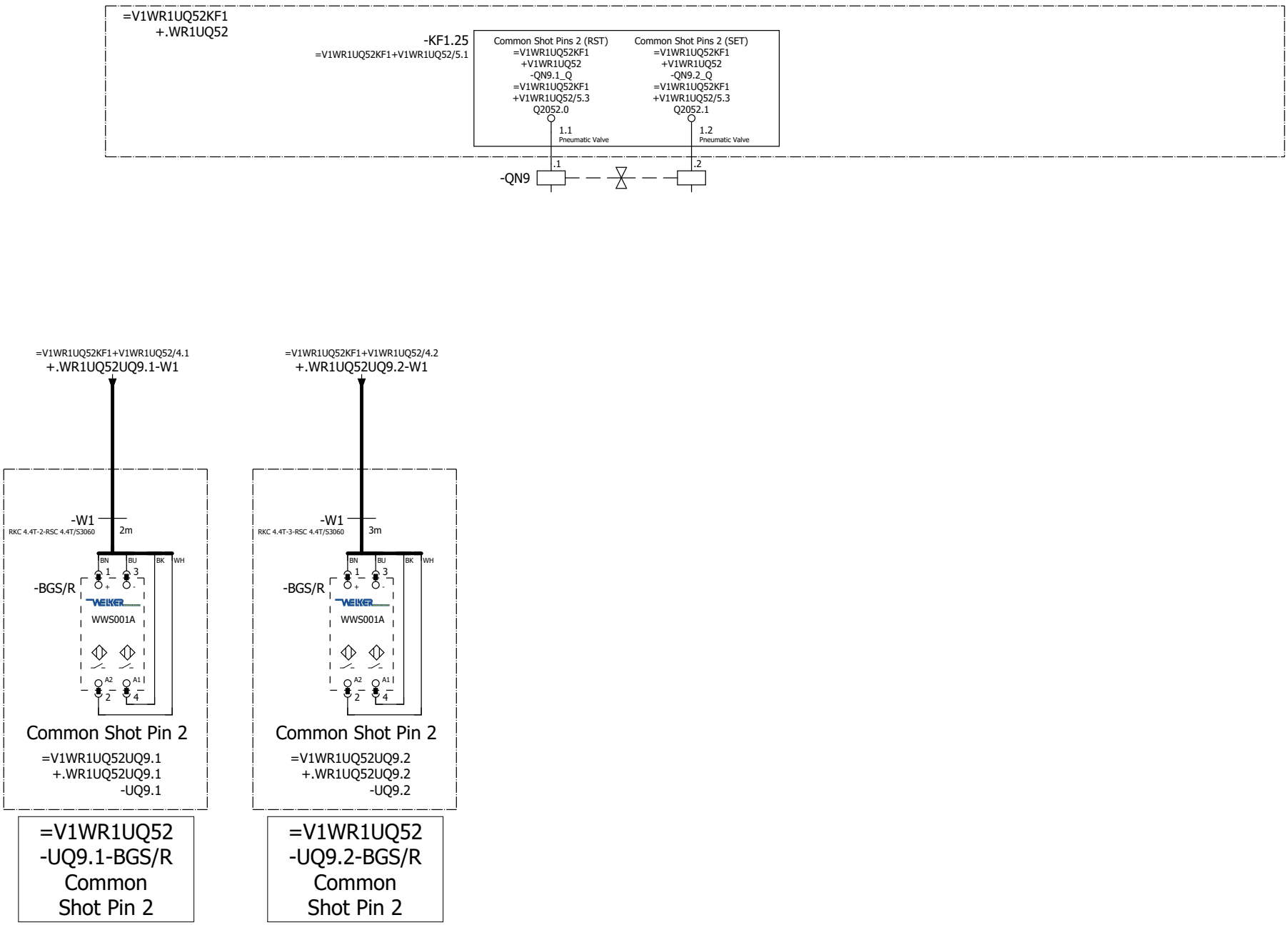

=V1WR1UQ52UQ8+.WR1UQ52UQ8/1

=V1WR1UQ52WC4+V1WR1UQ52/1

			Date	9/12/2022	Volvo Trucks North America		Valiant TMS	FESTO DQ CONNECTION QN9	Drawing name: =2V11&EFS-EL	= V1WR1UQ52UQ9	
			Ed.	KMAFFRE						+ V1WR1UQ52UQ9	
			Appr		P6700 Bodyside Sub - Robot Cell 2V11				Document type: EFS	Project nr: 22-16149	Page 1
Modification	Date	Name	Original		Replacement of	Replaced by	Scale 1:1				804

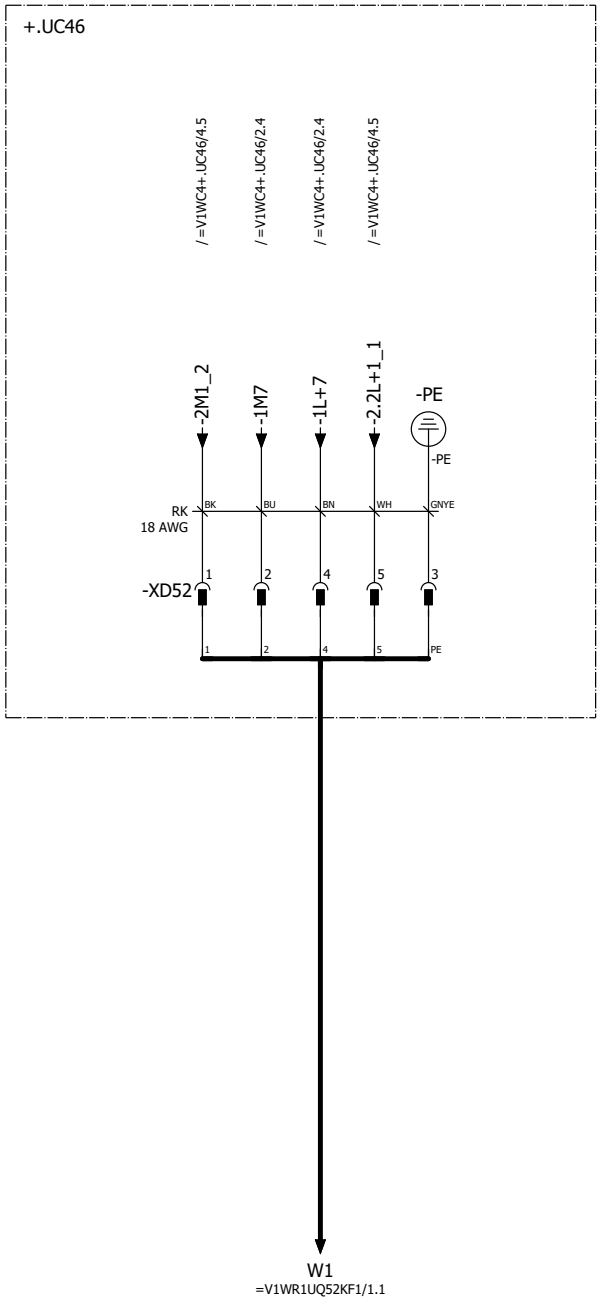

POWER IN / POWER OUT

Pin 1: 0 V UA
Pin 2: 0 V US
Pin 3: FE
Pin 4: +24 V US / 9 A
Pin 5: +24 V UA / 9 A

Pin #	WIRE	COLOR
Pin 1	2M1_2	BK
Pin 2	1M7	BU
Pin 3	PE	GNYE
Pin 4	1L+7	BN
Pin 5	2.2L+1_1	WH

=V1WR1UQ52UQ9+.WR1UQ52UQ9/1

=V1WR1UQ53BG0+.WR1UQ53/1

			Date	9/6/2022	Volvo Trucks North America		Valiant TMS	24VDC	Drawing name: =2V11&EFS-EL	= V1WR1UQ52WC4	
			Ed.	MKLEPADLO	P6700 Bodyside Sub - Robot Cell 2V11					+ V1WR1UQ52	
			Appr						Document type: EFS	Project nr: 22-16149	Page 1
Modification	Date	Name	Original		Replacement of	Replaced by	Scale 1:1				804

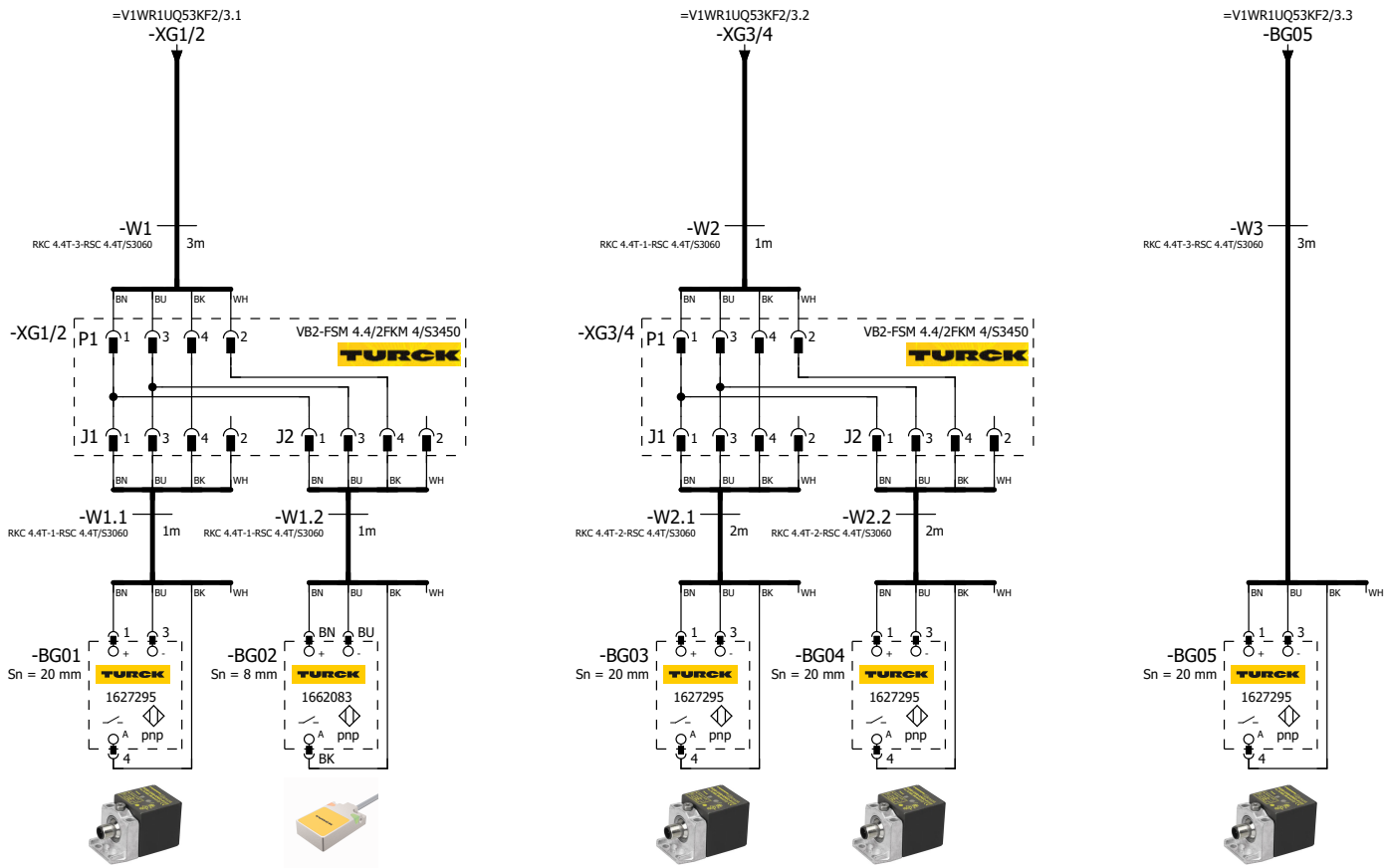

=V1WR1UQ53 -BG01 Header Frt Otr Pnl (L230/290/320)	=V1WR1UQ53 -BG02 Structural Baffle (L230/290/320)	=V1WR1UQ53 -BG03 Header Rr Otr Pnl (L230)	=V1WR1UQ53 -BG04 Header Rr Otr Pnl (L290)	=V1WR1UQ53 -BG05 Header Rr Otr Pnl (L320)

=V1WR1UQ52WC4+.WR1UQ52/1

2

			Date	9/6/2022	Volvo Trucks North America		Valiant TMS	SENSORS	Drawing name: =2V11&EFS-EL	= V1WR1UQ53BG0	
			Ed.	MKLEPADLO						+ V1WR1UQ53	
			Appr		P6700 Bodyside Sub - Robot Cell 2V11				Document type: EFS	Project nr: 22-16149	Page 1
Modification	Date	Name	Original		Replacement of	Replaced by	Scale 1:1				804

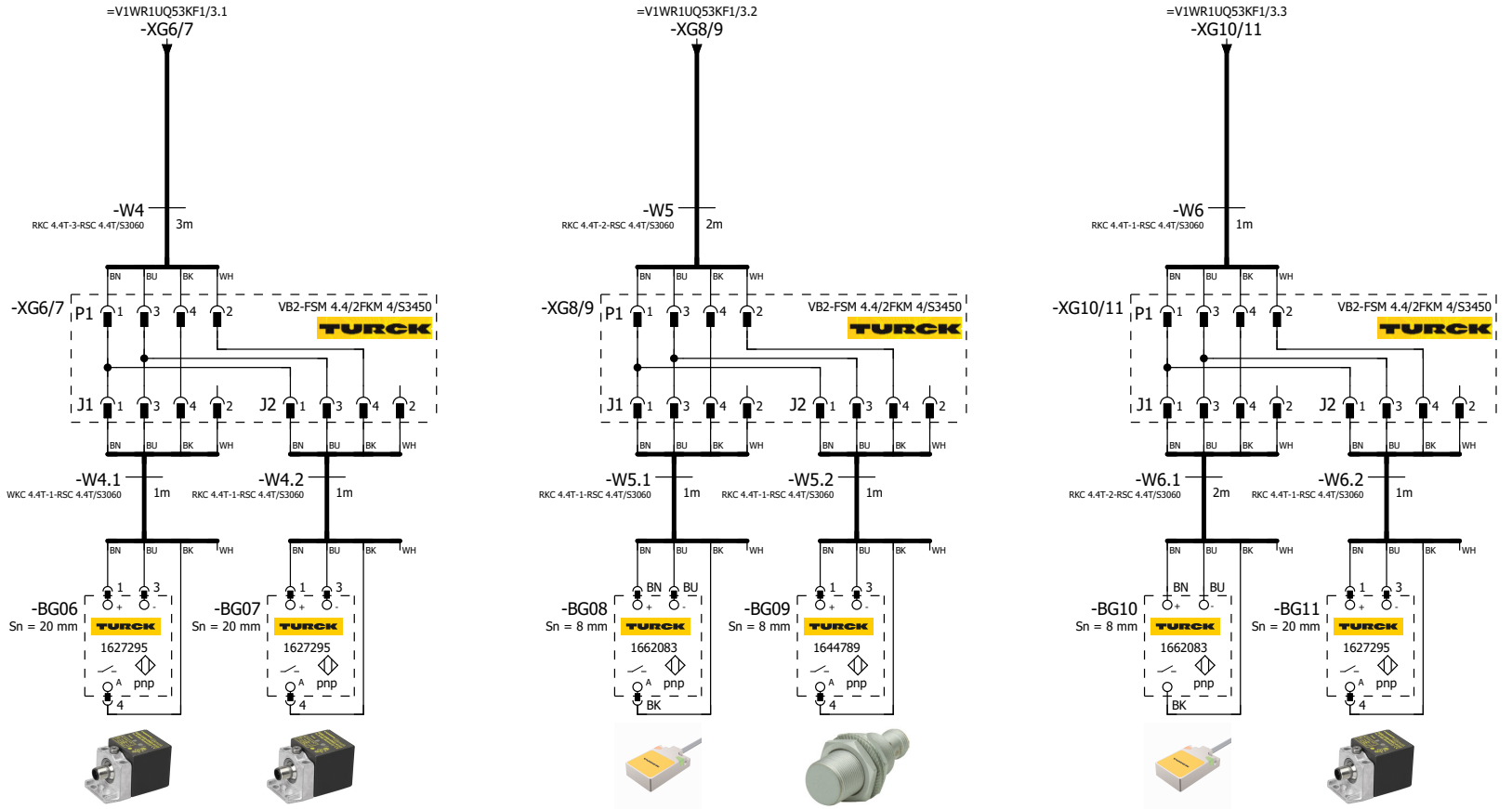

=V1WR1UQ53 -BG06 Outer Roof Rail (Daycab)	=V1WR1UQ53 -BG07 Outer Roof Rail (Daycab)	=V1WR1UQ53 -BG08 Brkt Lock C-Pillar (L230/290/320)	=V1WR1UQ53 -BG09 C-Pillar Assembly (L230/290/320)	=V1WR1UQ53 -BG10 Reinforcement Assy (Daycab)	=V1WR1UQ53 -BG11 C-Pillar Assembly (L230/290/320)

1 3

			Date	9/6/2022	Volvo Trucks North America		Valiant TMS	SENSORS	Drawing name: =2V11&EFS-EL	= V1WR1UQ53BG0	
			Ed.	MKLEPADLO						+ V1WR1UQ53	
			Appr		P6700 Bodyside Sub - Robot Cell 2V11				Document type: EFS	Project nr: 22-16149	Page 2
Modification	Date	Name	Original		Replacement of	Replaced by	Scale 1:1				804

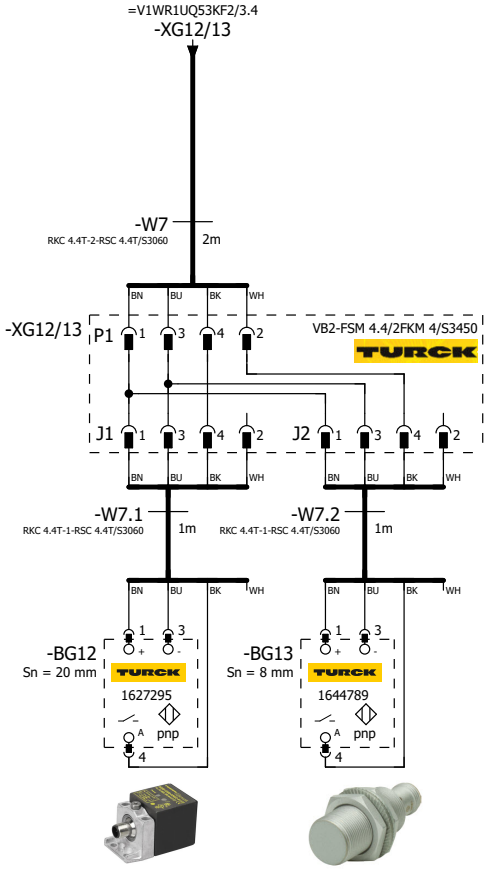

=V1WR1UQ53
-BG12
Header Rr Otr Pnl
(L230/290/320)

=V1WR1UQ53
-BG13
Header Frt Otr Pnl
(L230/290/320)

2

=V1WR1UQ53KF1/1

			Date	9/6/2022	Volvo Trucks North America		Valiant TMS	SENSORS	Drawing name: =2V11&EFS-EL	= V1WR1UQ53BG0	
			Ed.	MKLEPADLO						+ V1WR1UQ53	
			Appr		P6700 Bodyside Sub - Robot Cell 2V11				Document type: EFS	Project nr: 22-16149	Page 3
Modification	Date	Name	Original		Replacement of	Replaced by	Scale 1:1				804

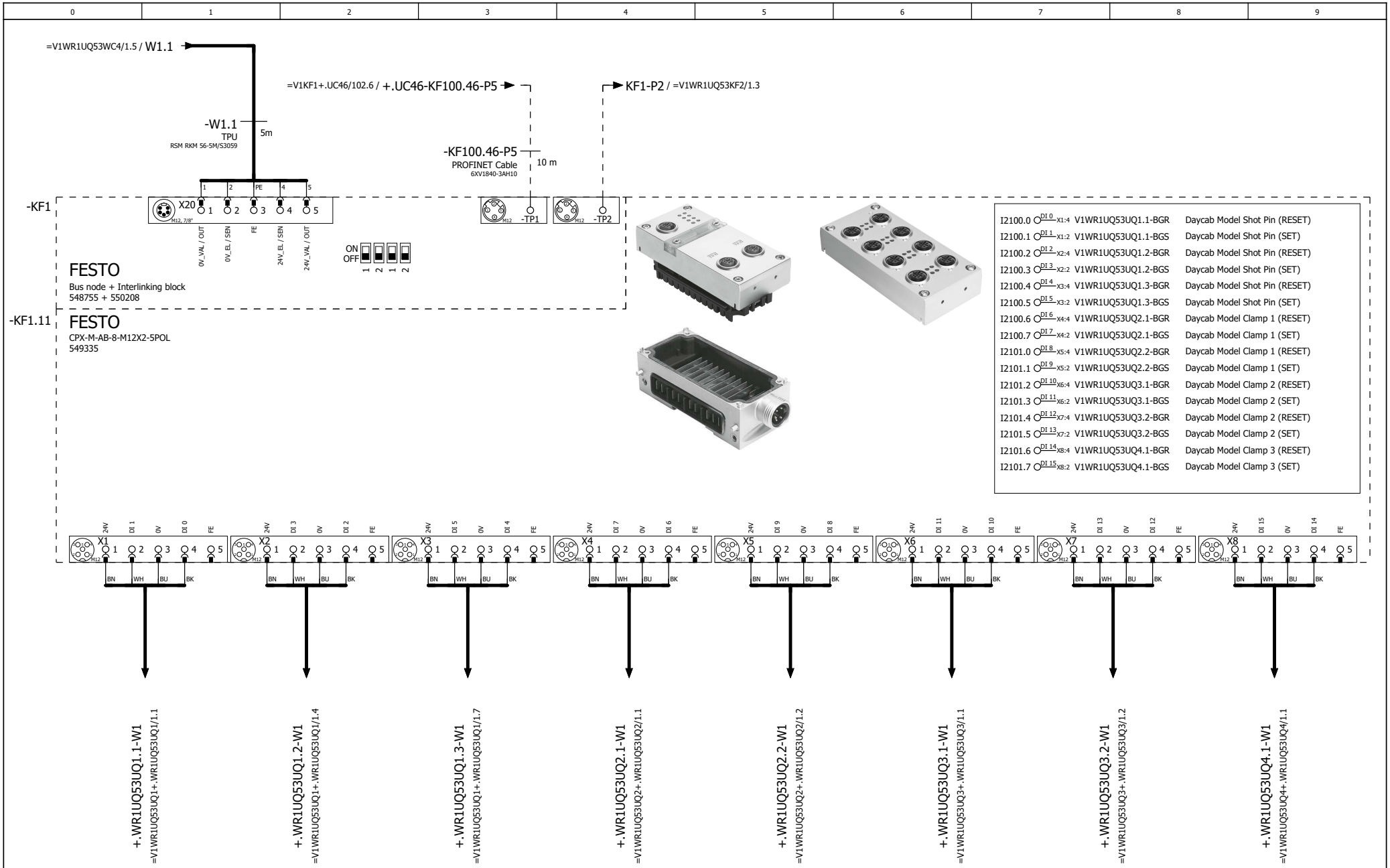

=V1WR1UQ53BG0/3 2

			Date	9/6/2022	Volvo Trucks North America	Valiant TMS	CONNECTING MOD. FOR VTSA MANIFOLD	Drawing name: =2V11&EFS-EL		= V1WR1UQ53KF1	
			Ed.	MKLEPADLO						+ V1WR1UQ53	
			Appr		P6700 Bodyside Sub - Robot Cell 2V11			Document type: EFS	Project nr: 22-16149		Page 1
Modification	Date	Name	Original		Replacement of / Replaced by	Scale 1:1					804

0	1	2	3	4	5	6	7	8	9

I2102.0	DI 0 X1:4	V1WR1UQ53UQ5.1-BGR	L230/290/320 Model Clamp 1 (RESET)
I2102.1	DI 1 X1:2	V1WR1UQ53UQ5.1-BGS	L230/290/320 Model Clamp 1 (SET)
I2102.2	DI 2 X2:4	V1WR1UQ53UQ5.2-BGR	L230/290/320 Model Clamp 1 (RESET)
I2102.3	DI 3 X2:2	V1WR1UQ53UQ5.2-BGS	L230/290/320 Model Clamp 1 (SET)
I2102.4	DI 4 X3:4	V1WR1UQ53UQ6.1-BGR	L230/290/320 Model Shot Pin 1 (RESET)
I2102.5	DI 5 X3:2	V1WR1UQ53UQ6.1-BGS	L230/290/320 Model Shot Pin 1 (SET)
I2102.6	DI 6 X4:4	V1WR1UQ53UQ7.1-BGR	L230 Model Clamp 1 (RESET)
I2102.7	DI 7 X4:2	V1WR1UQ53UQ7.1-BGS	L230 Model Clamp 1 (SET)
I2103.0	DI 8 X5:4	V1WR1UQ53UQ8.1-BGR	L290 Model Clamp 1 (RESET)
I2103.1	DI 9 X5:2	V1WR1UQ53UQ8.1-BGS	L290 Model Clamp 1 (SET)
I2103.2	DI 10 X6:4	V1WR1UQ53UQ9.1-BGR	L230 Model Shot Pin 1 (RESET)
I2103.3	DI 11 X6:2	V1WR1UQ53UQ9.1-BGS	L230 Model Shot Pin 1 (SET)
I2103.4	DI 12 X7:4	V1WR1UQ53UQ10.1-BGR	L290 Model Shot Pin 1 (RESET)
I2103.5	DI 13 X7:2	V1WR1UQ53UQ10.1-BGS	L290 Model Shot Pin 1 (SET)
I2103.6	DI 14 X8:4	I2103.6	SPARE
I2103.7	DI 15 X8:2	I2103.7	SPARE

-KF1.12

FESTO

CPX-M-AB-8-M12X2-5POL

549335

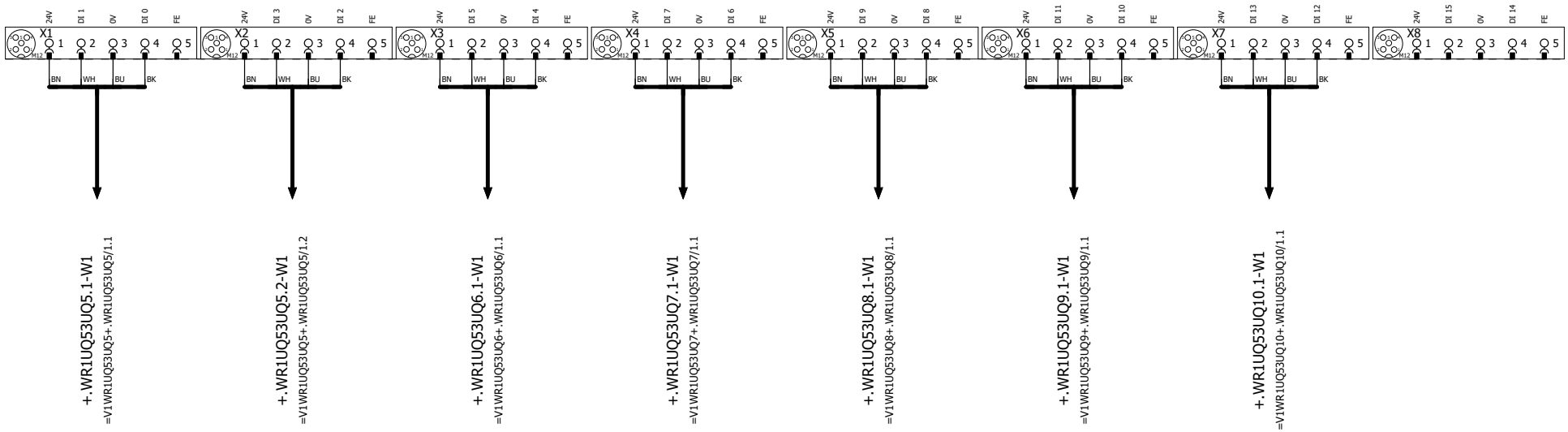

1 3

			Date	9/6/2022	Volvo Trucks North America	Valiant TMS	I/O MOD. DI16 (8 x M12) FOR VTSA-F	Drawing name: =2V11&EFS-EL		= V1WR1UQ53KF1	
			Ed.	MKLEPADLO						+ V1WR1UQ53	
			Appr		P6700 Bodyside Sub - Robot Cell 2V11			Document type: EFS	Project nr: 22-16149		Page 2
Modification	Date	Name	Original		Replacement of / Replaced by	Scale 1:1					804

0	1	2	3	4	5	6	7	8	9

I2104.0	DI 0 X1:4	V1WR1UQ53-BG06	Sensor Outer Roof Rail (Daycab)
I2104.1	DI 1 X1:2	V1WR1UQ53-BG07	Sensor Outer Roof Rail (Daycab)
I2104.2	DI 2 X2:4	V1WR1UQ53-BG08	Sensor Brkt Lock C-Pillar Assy (L230/290/320)
I2104.3	DI 3 X2:2	V1WR1UQ53-BG09	Sensor C-Pillar Assy (L230/290/320)
I2104.4	DI 4 X3:4	V1WR1UQ53-BG10	Sensor Reinforcement Assembly (Daycab)
I2104.5	DI 5 X3:2	V1WR1UQ53-BG11	Sensor C-Pillar Assy (L230/290/320)
I2104.6	DI 6 X4:4	I2104.6	SPARE
I2104.7	DI 7 X4:2	I2104.7	SPARE
I2105.0	DI 8 X5:4	I2105.0	SPARE
I2105.1	DI 9 X5:2	I2105.1	SPARE
I2105.2	DI 10 X6:4	I2105.2	SPARE
I2105.3	DI 11 X6:2	I2105.3	SPARE
I2105.4	DI 12 X7:4	I2105.4	SPARE
I2105.5	DI 13 X7:2	I2105.5	SPARE
I2105.6	DI 14 X8:4	I2105.6	SPARE
I2105.7	DI 15 X8:2	I2105.7	SPARE

-KF1.13

FESTO

CPX-M-AB-8-M12X2-5POL

549335

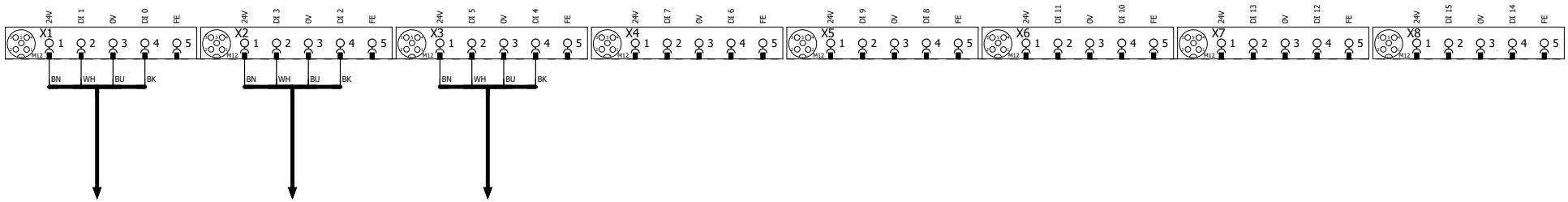

2 4

			Date	9/6/2022	Volvo Trucks North America		Valiant TMS	I/O MOD. DI16 (8 x M12) FOR VTSA-F	Drawing name: =2V11&EFS-EL	= V1WR1UQ53KF1	
			Ed.	MKLEPADLO						+ V1WR1UQ53	
			Appr		P6700 Bodyside Sub - Robot Cell 2V11				Document type: EFS	Project nr: 22-16149	Page 3
Modification	Date	Name	Original		Replacement of	Replaced by	Scale 1:1				804

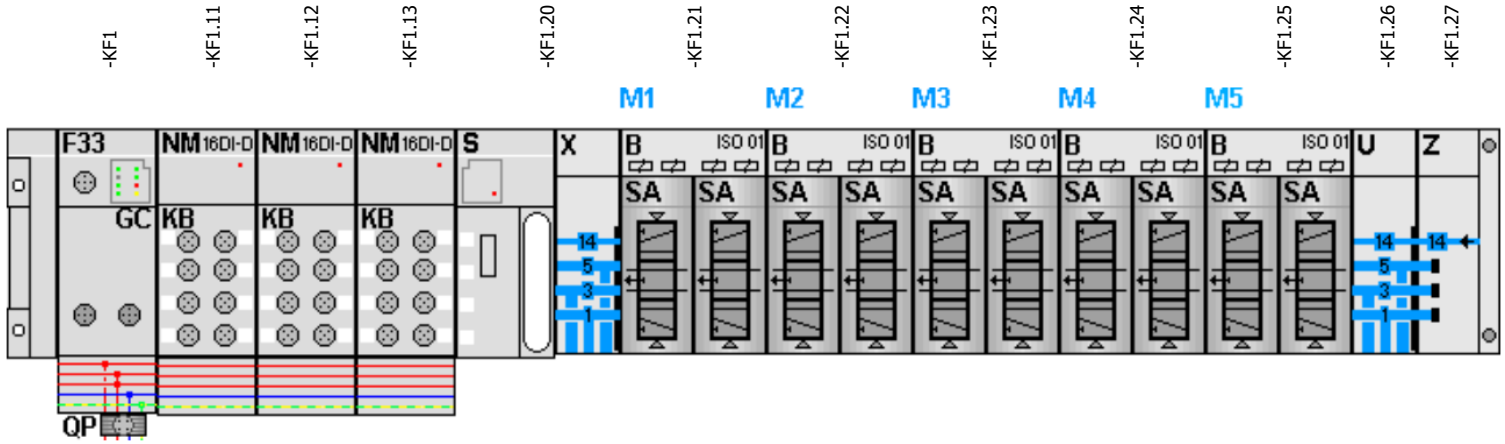

-KF1.21

=V1WR1UQ53UQ1+.WR1UQ53UQ1/1.3
=V1WR1UQ53UQ2+.WR1UQ53UQ2/1.3

FESTO

=V1WR1UQ53UQ1+.WR1UQ53UQ1/1.4	Q2100.0 DO 0 1.1	-QN1.1_Q	Daycab Model Shot Pins (RST)
=V1WR1UQ53UQ1+.WR1UQ53UQ1/1.4	Q2100.1 DO 1 1.2	-QN1.2_Q	Daycab Model Shot Pins (SET)
=V1WR1UQ53UQ2+.WR1UQ53UQ2/1.4	Q2100.2 DO 2 2.1	-QN2.1_Q	Daycab Model Clamps 1 (RST)
=V1WR1UQ53UQ2+.WR1UQ53UQ2/1.4	Q2100.3 DO 3 2.2	-QN2.2_Q	Daycab Model Clamps 1 (SET)

-KF1.22

=V1WR1UQ53UQ3+.WR1UQ53UQ3/1.3
=V1WR1UQ53UQ4+.WR1UQ53UQ4/1.3

FESTO

=V1WR1UQ53UQ3+.WR1UQ53UQ3/1.4	Q2100.4 DO 0 1.1	-QN3.1_Q	Daycab Model Clamps 2 (RST)
=V1WR1UQ53UQ3+.WR1UQ53UQ3/1.4	Q2100.5 DO 1 1.2	-QN3.2_Q	Daycab Model Clamps 2 (SET)
=V1WR1UQ53UQ4+.WR1UQ53UQ4/1.4	Q2100.6 DO 2 2.1	-QN4.1_Q	Daycab Model Clamp 3 (RST)
=V1WR1UQ53UQ4+.WR1UQ53UQ4/1.4	Q2100.7 DO 3 2.2	-QN4.2_Q	Daycab Model Clamp 3 (SET)

-KF1.23

=V1WR1UQ53UQ5+.WR1UQ53UQ5/1.3
=V1WR1UQ53UQ6+.WR1UQ53UQ6/1.3

FESTO

=V1WR1UQ53UQ5+.WR1UQ53UQ5/1.4	Q2101.0 DO 0 1.1	-QN5.1_Q	L230/290/320 Model Clamps 1 (RST)
=V1WR1UQ53UQ5+.WR1UQ53UQ5/1.4	Q2101.1 DO 1 1.2	-QN5.2_Q	L230/290/320 Model Clamps 1 (SET)
=V1WR1UQ53UQ6+.WR1UQ53UQ6/1.4	Q2101.2 DO 2 2.1	-QN6.1_Q	L230/290/320 Model Shot Pin 1 (RST)
=V1WR1UQ53UQ6+.WR1UQ53UQ6/1.4	Q2101.3 DO 3 2.2	-QN6.2_Q	L230/290/320 Model Shot Pin 1 (SET)

-KF1.24

=V1WR1UQ53UQ7+.WR1UQ53UQ7/1.3
=V1WR1UQ53UQ8+.WR1UQ53UQ8/1.3

FESTO

=V1WR1UQ53UQ7+.WR1UQ53UQ7/1.4	Q2101.4 DO 0 1.1	-QN7.1_Q	L230 Model Clamp 1 (RST)
=V1WR1UQ53UQ7+.WR1UQ53UQ7/1.4	Q2101.5 DO 1 1.2	-QN7.2_Q	L230 Model Clamp 1 (SET)
=V1WR1UQ53UQ8+.WR1UQ53UQ8/1.4	Q2101.6 DO 2 2.1	-QN8.1_Q	L290 Model Clamp 1 (RST)
=V1WR1UQ53UQ8+.WR1UQ53UQ8/1.4	Q2101.7 DO 3 2.2	-QN8.2_Q	L290 Model Clamp 1 (SET)

-KF1.25

=V1WR1UQ53UQ9+.WR1UQ53UQ9/1.3
=V1WR1UQ53UQ10+.WR1UQ53UQ10/1.3

FESTO

=V1WR1UQ53UQ9+.WR1UQ53UQ9/1.4	Q2102.0 DO 0 1.1	-QN9.1_Q	L230 Model Shot Pin 1 (RST)
=V1WR1UQ53UQ9+.WR1UQ53UQ9/1.4	Q2102.1 DO 1 1.2	-QN9.2_Q	L230 Model Shot Pin 1 (SET)
=V1WR1UQ53UQ10+.WR1UQ53UQ10/1.4	Q2102.2 DO 2 2.1	-QN10.1_Q	L290 Model Shot Pin 1 (RST)
=V1WR1UQ53UQ10+.WR1UQ53UQ10/1.4	Q2102.3 DO 3 2.2	-QN10.2_Q	L290 Model Shot Pin 1 (SET)

3

=V1WR1UQ53KF2/1

			Date	9/12/2022	Volvo Trucks North America	Valiant TMS	CONNECTING MOD. FOR FESTO DQ	Drawing name: =2V11&EFS-EL	= V1WR1UQ53KF1
			Ed.	KMAFFRE					+ V1WR1UQ53
			Appr		P6700 Bodyside Sub - Robot Cell 2V11			Document type: EFS	Project nr: 22-16149 / Page 4
Modification	Date	Name	Original		Replacement of / Replaced by	Scale 1:1			804

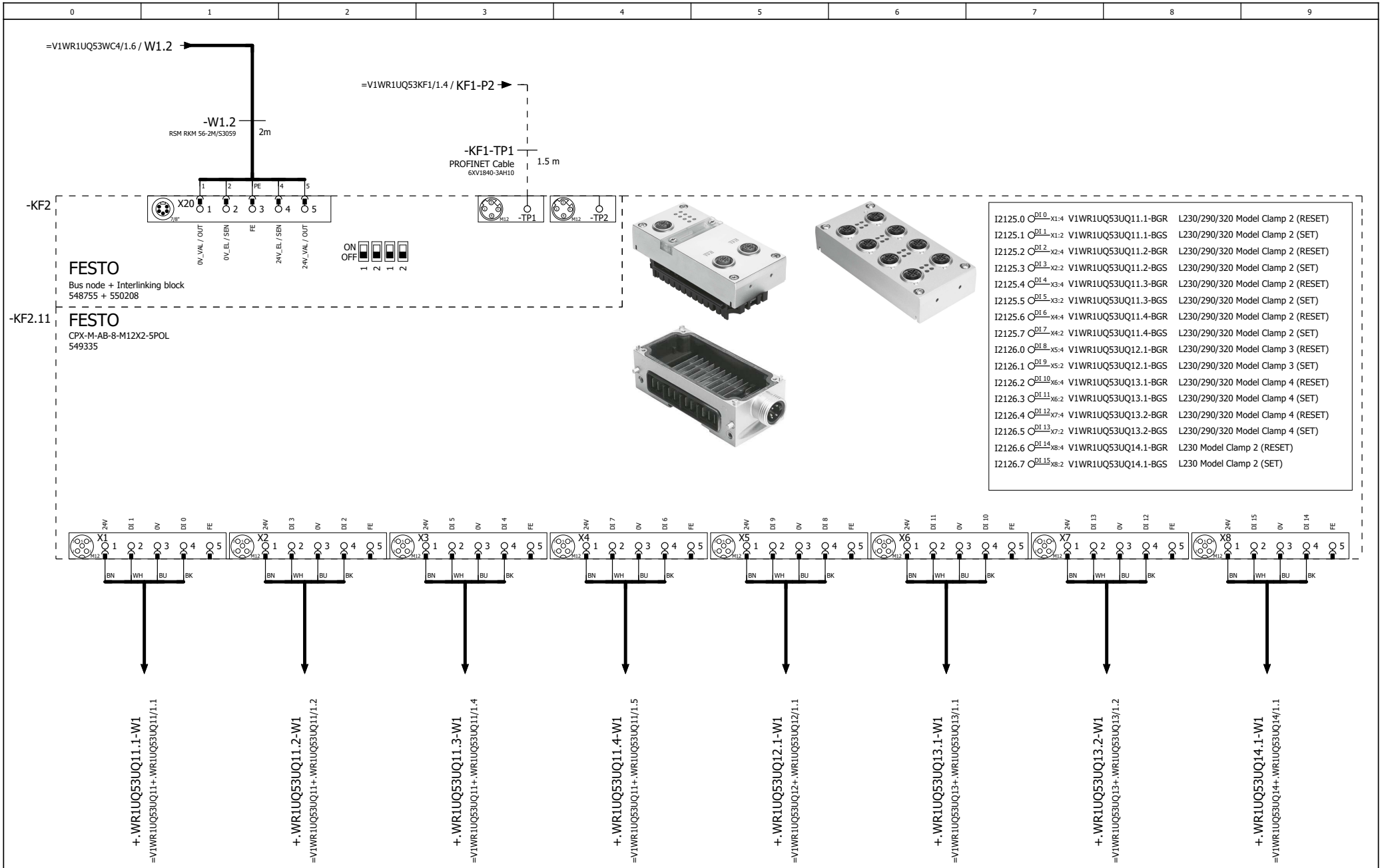

=V1WR1UQ53KF1/4

2

			Date	9/6/2022	Volvo Trucks North America	Valiant TMS	CONNECTING MOD. FOR VTSA MANIFOLD	Drawing name: =2V11&EFS-EL		= V1WR1UQ53KF2	
			Ed.	MKLEPADLO						+ V1WR1UQ53	
			Appr		P6700 Bodyside Sub - Robot Cell 2V11			Document type: EFS	Project nr: 22-16149		Page 1
Modification	Date	Name	Original		Replacement of / Replaced by	Scale 1:1					804

0	1	2	3	4	5	6	7	8	9

I2127.0	DI 0 X1:4	V1WR1UQ53UQ15.1-BGR	L230 Model Shot Pin 2 (RESET)
I2127.1	DI 1 X1:2	V1WR1UQ53UQ15.1-BGS	L230 Model Shot Pin 2 (SET)
I2127.2	DI 2 X2:4	V1WR1UQ53UQ16.1-BGR	L290 Model Clamp 2 (RESET)
I2127.3	DI 3 X2:2	V1WR1UQ53UQ16.1-BGS	L290 Model Clamp 2 (SET)
I2127.4	DI 4 X3:4	V1WR1UQ53UQ17.1-BGR	L290 Model Shot Pin 2 (RESET)
I2127.5	DI 5 X3:2	V1WR1UQ53UQ17.1-BGS	L290 Model Shot Pin 2 (SET)
I2127.6	DI 6 X4:4	V1WR1UQ53UQ18.1-BGR	L320 Model Clamp (RESET)
I2127.7	DI 7 X4:2	V1WR1UQ53UQ18.1-BGS	L320 Model Clamp (SET)
I2128.0	DI 8 X5:4	V1WR1UQ53UQ19.1-BGR	L230/290/320 Model Shot Pin 2 (RESET)
I2128.1	DI 9 X5:2	V1WR1UQ53UQ19.1-BGS	L230/290/320 Model Shot Pin 2 (SET)
I2128.2	DI 10 X6:4	V1WR1UQ53UQ20.1-BGR	L230/290/320 Model Clamp 5 (RESET)
I2128.3	DI 11 X6:2	V1WR1UQ53UQ20.1-BGS	L230/290/320 Model Clamp 5 (SET)
I2128.4	DI 12 X7:4	I2128.4	SPARE
I2128.5	DI 13 X7:2	I2128.5	SPARE
I2128.6	DI 14 X8:4	I2128.6	SPARE
I2128.7	DI 15 X8:2	I2128.7	SPARE

-KF2.12

FESTO

CPX-M-AB-8-M12X2-5POL

549335

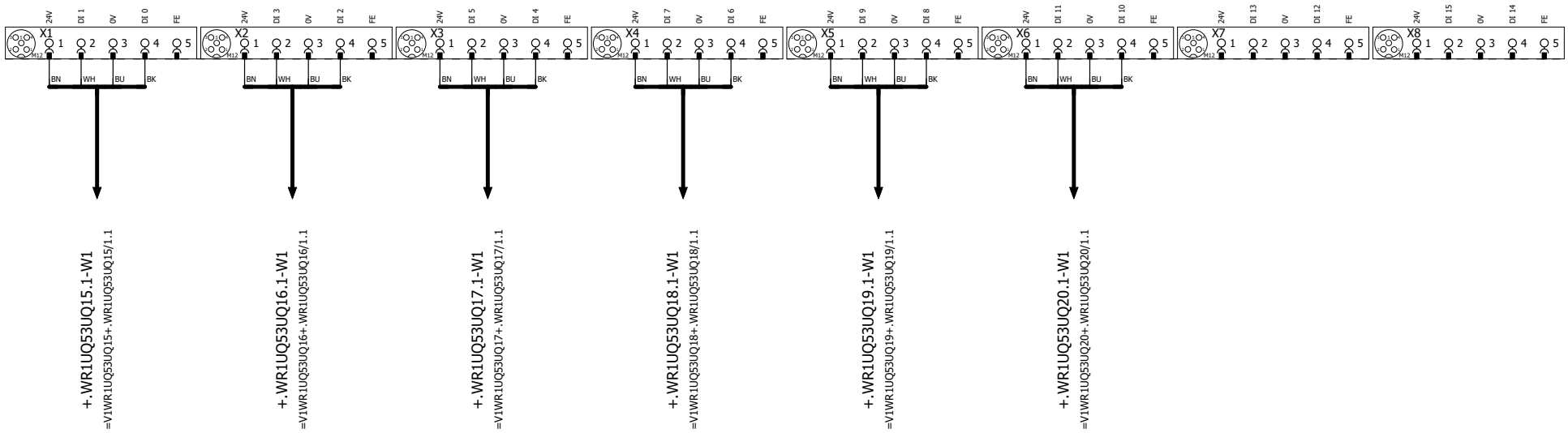

1 3

			Date	9/6/2022	Volvo Trucks North America	Valiant TMS	I/O MOD. DI16 (8 x M12) FOR VTSA-F	Drawing name: =2V11&EFS-EL		= V1WR1UQ53KF2	
			Ed.	MKLEPADLO						+ V1WR1UQ53	
			Appr		P6700 Bodyside Sub - Robot Cell 2V11			Document type: EFS	Project nr: 22-16149		Page 2
Modification	Date	Name	Original		Replacement of / Replaced by	Scale 1:1					804

0	1	2	3	4	5	6	7	8	9

I2129.0	DI 0 X1:4	V1WR1UQ53-BG01	Sensor Header Frt Otr Pnl (L230/290/320)
I2129.1	DI 1 X1:2	V1WR1UQ53-BG02	Sensor Structural Baffle (L230/290/320)
I2129.2	DI 2 X2:4	V1WR1UQ53-BG03	Sensor Header Rr Otr Pnl (L230)
I2129.3	DI 3 X2:2	V1WR1UQ53-BG04	Sensor Header Rr Otr Pnl (L290)
I2129.4	DI 4 X3:4	V1WR1UQ53-BG05	Sensor Header Rr Otr Pnl (L320)
I2129.5	DI 5 X3:2	I2129.5	SPARE
I2129.6	DI 6 X4:4	V1WR1UQ53-BG12	Sensor Header Rr Otr Pnl (L230/290/320)
I2129.7	DI 7 X4:2	V1WR1UQ53-BG13	Sensor Header Frt Otr Pnl (L230/290/320)
I2130.0	DI 8 X5:4	I2130.0	SPARE
I2130.1	DI 9 X5:2	I2130.1	SPARE
I2130.2	DI 10 X6:4	I2130.2	SPARE
I2130.3	DI 11 X6:2	I2130.3	SPARE
I2130.4	DI 12 X7:4	I2130.4	SPARE
I2130.5	DI 13 X7:2	I2130.5	SPARE
I2130.6	DI 14 X8:4	I2130.6	SPARE
I2130.7	DI 15 X8:2	I2130.7	SPARE

-KF2.13

FESTO
CPX-M-AB-8-M12X2-5POL
549335

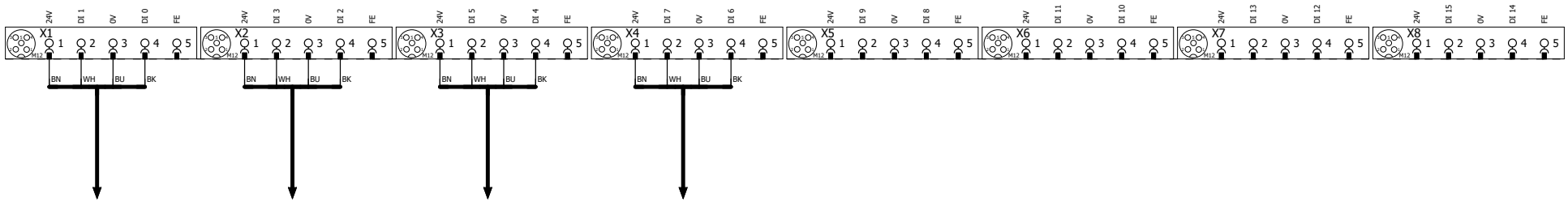

-XG1/2
=V1WR1UQ53BG0/1.1

-XG3/4
=V1WR1UQ53BG0/1.4

-BG05
=V1WR1UQ53BG0/1.6

-XG12/13
=V1WR1UQ53BG0/3.1

2 4

			Date	9/6/2022	Volvo Trucks North America		Valiant TMS	I/O MOD. DI16 (8 x M12) FOR VTSA-F	Drawing name: =2V11&EFS-EL	= V1WR1UQ53KF2	
			Ed.	MKLEPADLO						+ V1WR1UQ53	
			Appr		P6700 Bodyside Sub - Robot Cell 2V11				Document type: EFS	Project nr: 22-16149	Page 3
Modification	Date	Name	Original		Replacement of	Replaced by	Scale 1:1				804

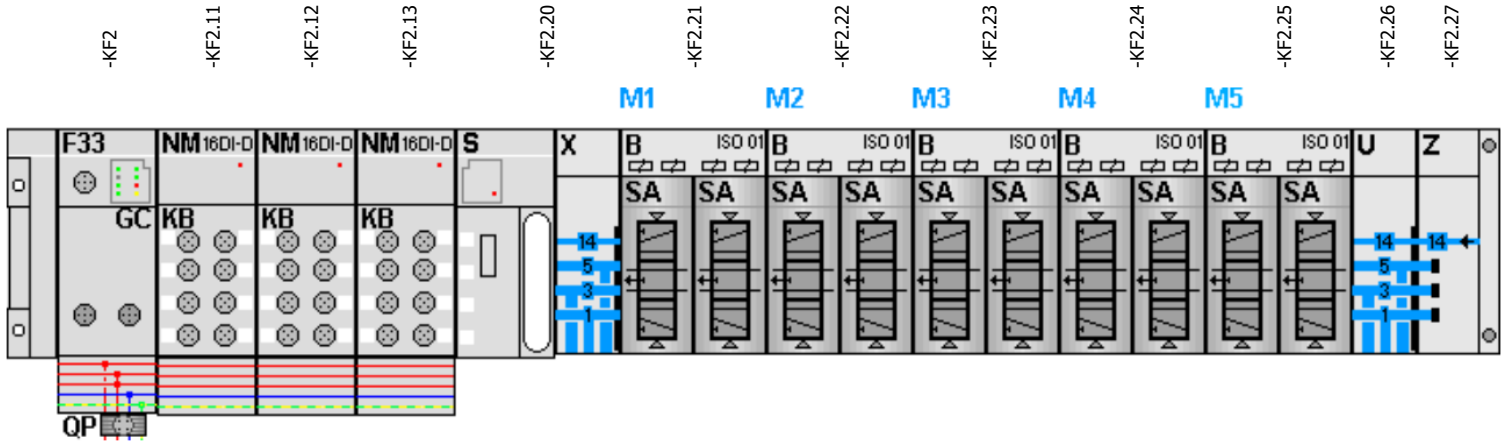

-KF2.21

=V1WR1UQ53UQ11+.WR1UQ53UQ11/1.3
=V1WR1UQ53UQ12+.WR1UQ53UQ12/1.3

FESTO

=V1WR1UQ53UQ11+.WR1UQ53UQ11/1.4	Q2125.0 DO 0 1.1	-QN11.1_Q	L230/290/320 Model Clamps 2 (RST)
=V1WR1UQ53UQ11+.WR1UQ53UQ11/1.4	Q2125.1 DO 1 1.2	-QN11.2_Q	L230/290/320 Model Clamps 2 (SET)
=V1WR1UQ53UQ12+.WR1UQ53UQ12/1.4	Q2125.2 DO 2 2.1	-QN12.1_Q	L230/290/320 Model Clamp 3 (RST)
=V1WR1UQ53UQ12+.WR1UQ53UQ12/1.4	Q2125.3 DO 3 2.2	-QN12.2_Q	L230/290/320 Model Clamp 3 (SET)

-KF2.22

=V1WR1UQ53UQ13+.WR1UQ53UQ13/1.3
=V1WR1UQ53UQ14+.WR1UQ53UQ14/1.3

FESTO

=V1WR1UQ53UQ13+.WR1UQ53UQ13/1.4	Q2125.4 DO 0 1.1	-QN13.1_Q	L230/290/320 Model Clamps 4 (RST)
=V1WR1UQ53UQ13+.WR1UQ53UQ13/1.4	Q2125.5 DO 1 1.2	-QN13.2_Q	L230/290/320 Model Clamps 4 (SET)
=V1WR1UQ53UQ14+.WR1UQ53UQ14/1.4	Q2125.6 DO 2 2.1	-QN14.1_Q	L230 Model Clamp 2 (RST)
=V1WR1UQ53UQ14+.WR1UQ53UQ14/1.4	Q2125.7 DO 3 2.2	-QN14.2_Q	L230 Model Clamp 2 (SET)

-KF2.23

=V1WR1UQ53UQ15+.WR1UQ53UQ15/1.3
=V1WR1UQ53UQ16+.WR1UQ53UQ16/1.3

FESTO

=V1WR1UQ53UQ15+.WR1UQ53UQ15/1.4	Q2126.0 DO 0 1.1	-QN15.1_Q	L230 Model Shot Pin 2 (RST)
=V1WR1UQ53UQ15+.WR1UQ53UQ15/1.4	Q2126.1 DO 1 1.2	-QN15.2_Q	L230 Model Shot Pin 2 (SET)
=V1WR1UQ53UQ16+.WR1UQ53UQ16/1.4	Q2126.2 DO 2 2.1	-QN16.1_Q	L290 Model Clamp 2 (RST)
=V1WR1UQ53UQ16+.WR1UQ53UQ16/1.4	Q2126.3 DO 3 2.2	-QN16.2_Q	L290 Model Clamp 2 (SET)

-KF2.24

=V1WR1UQ53UQ17+.WR1UQ53UQ17/1.3
=V1WR1UQ53UQ18+.WR1UQ53UQ18/1.3

FESTO

=V1WR1UQ53UQ17+.WR1UQ53UQ17/1.4	Q2126.4 DO 0 1.1	-QN17.1_Q	L290 Model Shot Pin 2 (RST)
=V1WR1UQ53UQ17+.WR1UQ53UQ17/1.4	Q2126.5 DO 1 1.2	-QN17.2_Q	L290 Model Shot Pin 2 (SET)
=V1WR1UQ53UQ18+.WR1UQ53UQ18/1.4	Q2126.6 DO 2 2.1	-QN18.1_Q	L320 Model Clamp (RST)
=V1WR1UQ53UQ18+.WR1UQ53UQ18/1.4	Q2126.7 DO 3 2.2	-QN18.2_Q	L320 Model Clamp (SET)

-KF2.25

=V1WR1UQ53UQ19+.WR1UQ53UQ19/1.3
=V1WR1UQ53UQ20+.WR1UQ53UQ20/1.3

FESTO

=V1WR1UQ53UQ19+.WR1UQ53UQ19/1.4	Q2127.0 DO 0 1.1	-QN19.1_Q	L230/290/320 Model Shot Pin 2 (RST)
=V1WR1UQ53UQ19+.WR1UQ53UQ19/1.4	Q2127.1 DO 1 1.2	-QN19.2_Q	L230/290/320 Model Shot Pin 2 (SET)
=V1WR1UQ53UQ20+.WR1UQ53UQ20/1.4	Q2127.2 DO 2 2.1	-QN20.1_Q	L230/290/320 Model Clamp 5 (RST)
=V1WR1UQ53UQ20+.WR1UQ53UQ20/1.4	Q2127.3 DO 3 2.2	-QN20.2_Q	L230/290/320 Model Clamp 5 (SET)

3

=V1WR1UQ53UQ1+.WR1UQ53UQ1/1

			Date	9/12/2022	Volvo Trucks North America	Valiant TMS	CONNECTING MOD. FOR FESTO DQ	Drawing name: =2V11&EFS-EL	= V1WR1UQ53KF2
			Ed.	KMAFFRE					+ V1WR1UQ53
			Appr		P6700 Bodyside Sub - Robot Cell 2V11			Document type: EFS	Project nr: 22-16149 / Page 4
Modification	Date	Name	Original		Replacement of / Replaced by	Scale 1:1			804

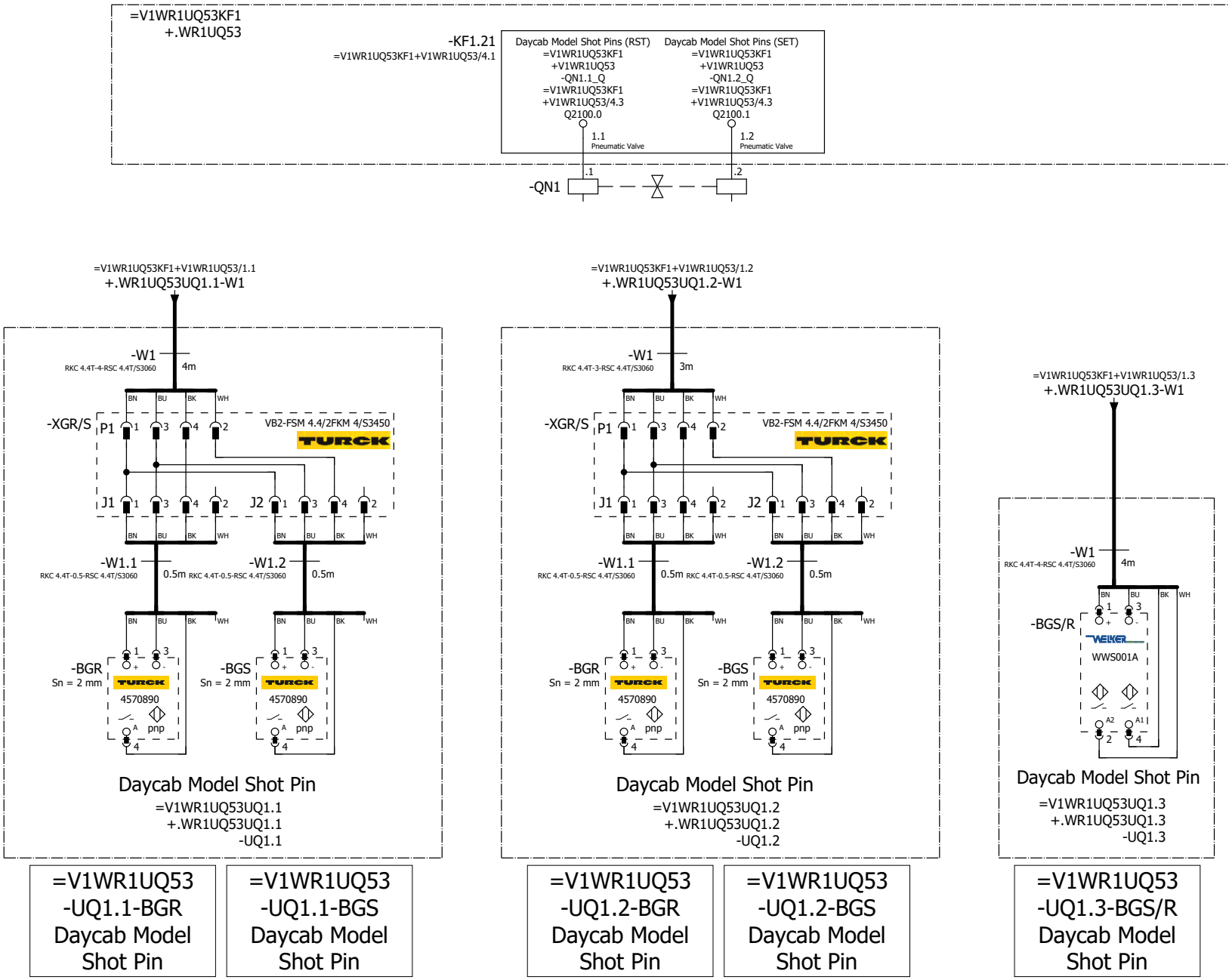

=V1WR1UQ53KF2+V1WR1UQ53/4

=V1WR1UQ53UQ2+.WR1UQ53UQ2/1

			Date	9/12/2022	Volvo Trucks North America	Valiant TMS	FESTO DQ CONNECTION QN1	Drawing name: =2V11&EFS-EL	= V1WR1UQ53UQ1		
			Ed.	KMAFFRE					+ V1WR1UQ53UQ1		
			Appr		P6700 Bodyside Sub - Robot Cell 2V11			Document type: EFS	Project nr: 22-16149	Page	1
Modification	Date	Name	Original		Replacement of / Replaced by	Scale 1:1					804

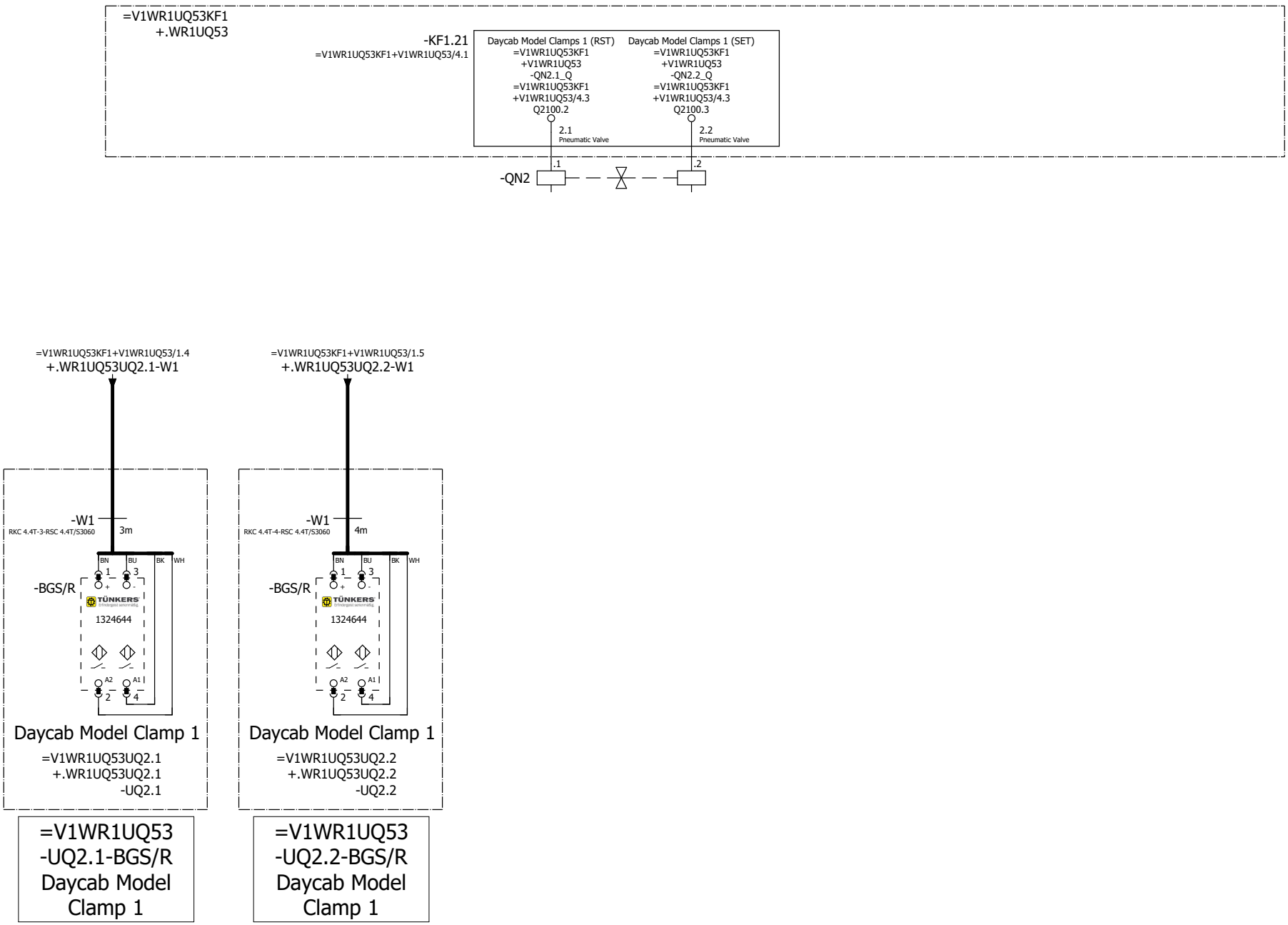

=V1WR1UQ53UQ1+.WR1UQ53UQ1/1

=V1WR1UQ53UQ3+.WR1UQ53UQ3/1

			Date	9/12/2022	Volvo Trucks North America	Valiant TMS	FESTO DQ CONNECTION QN2	Drawing name: =2V11&EFS-EL	= V1WR1UQ53UQ2		
			Ed.	KMAFFRE					+ V1WR1UQ53UQ2		
			Appr		P6700 Bodyside Sub - Robot Cell 2V11			Document type: EFS	Project nr: 22-16149	Page	1
Modification	Date	Name	Original		Replacement of / Replaced by	Scale 1:1					804

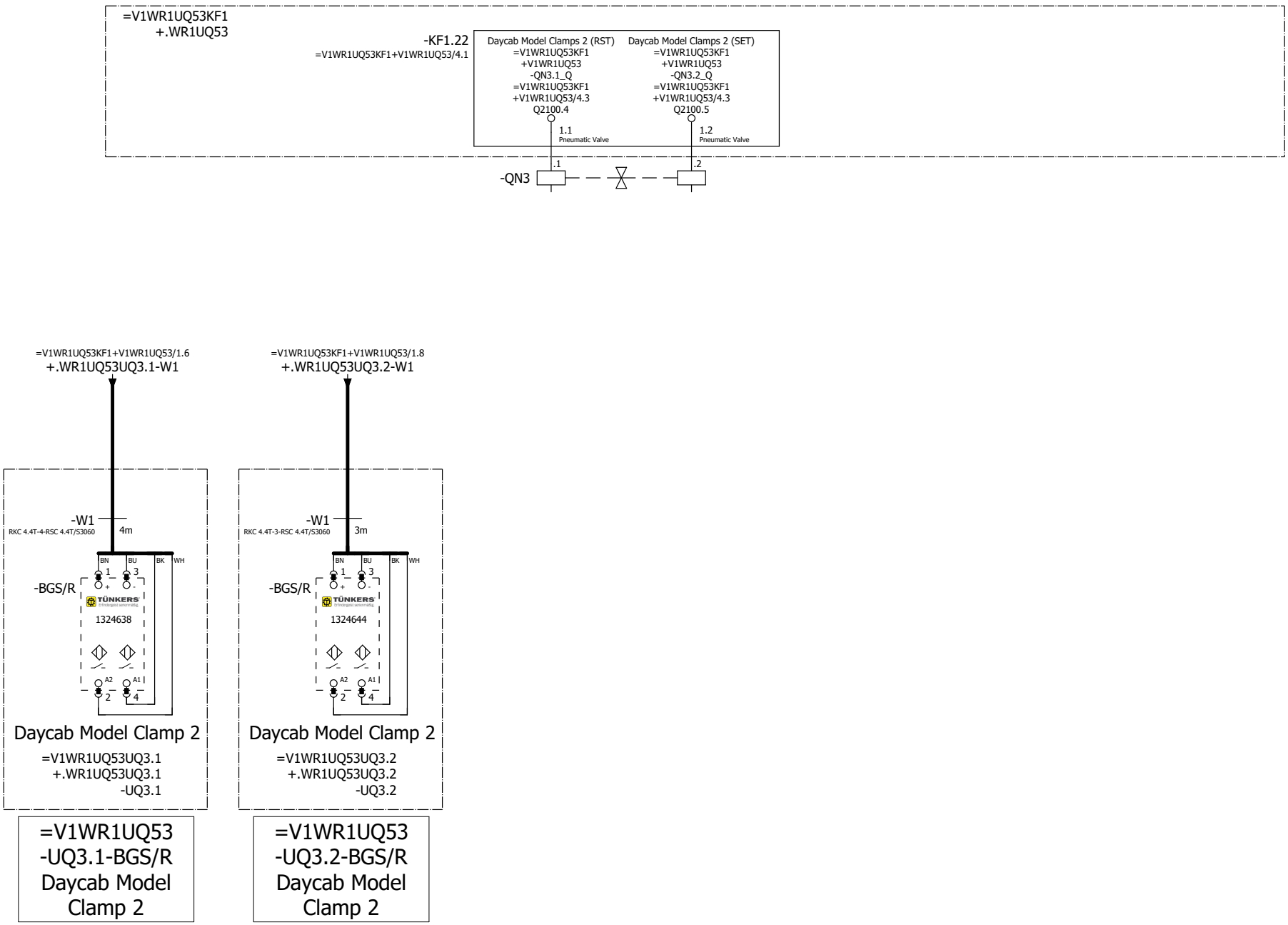

=V1WR1UQ53UQ2+.WR1UQ53UQ2/1

=V1WR1UQ53UQ4+.WR1UQ53UQ4/1

			Date	9/12/2022	Volvo Trucks North America		Valiant TMS	FESTO DQ CONNECTION QN3	Drawing name: =2V11&EFS-EL	= V1WR1UQ53UQ3	
			Ed.	KMAFFRE						+ V1WR1UQ53UQ3	
			Appr		P6700 Bodyside Sub - Robot Cell 2V11				Document type: EFS	Project nr: 22-16149	Page 1
Modification	Date	Name	Original		Replacement of	Replaced by	Scale 1:1				804

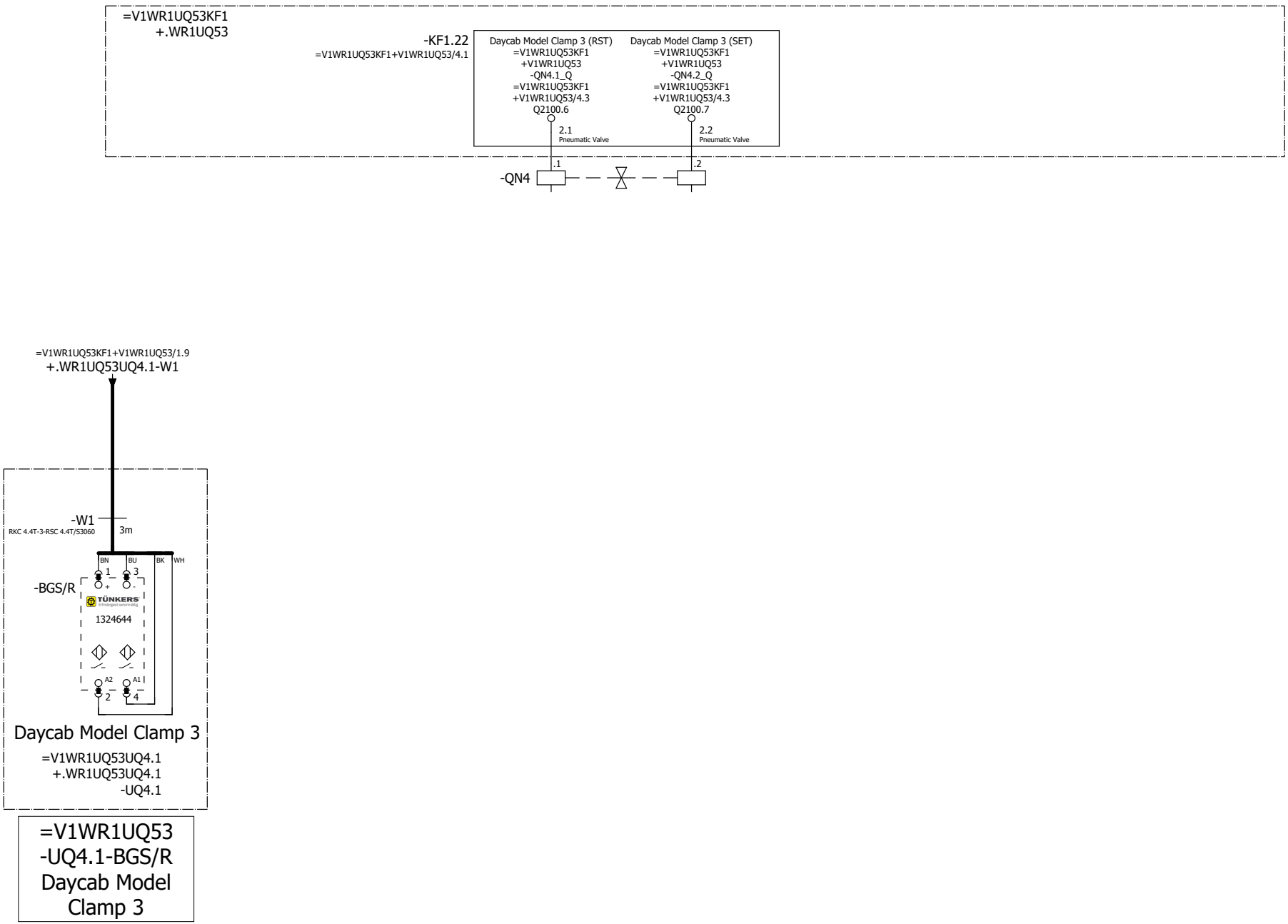

=V1WR1UQ53UQ3+.WR1UQ53UQ3/1

=V1WR1UQ53UQ5+.WR1UQ53UQ5/1

			Date	9/12/2022	Volvo Trucks North America		Valiant TMS	FESTO DQ CONNECTION QN4	Drawing name: =2V11&EFS-EL	= V1WR1UQ53UQ4	
			Ed.	KMAFFRE						+ V1WR1UQ53UQ4	
			Appr		P6700 Bodyside Sub - Robot Cell 2V11				Document type: EFS	Project nr: 22-16149	Page 1
Modification	Date	Name	Original		Replacement of	Replaced by	Scale 1:1				804

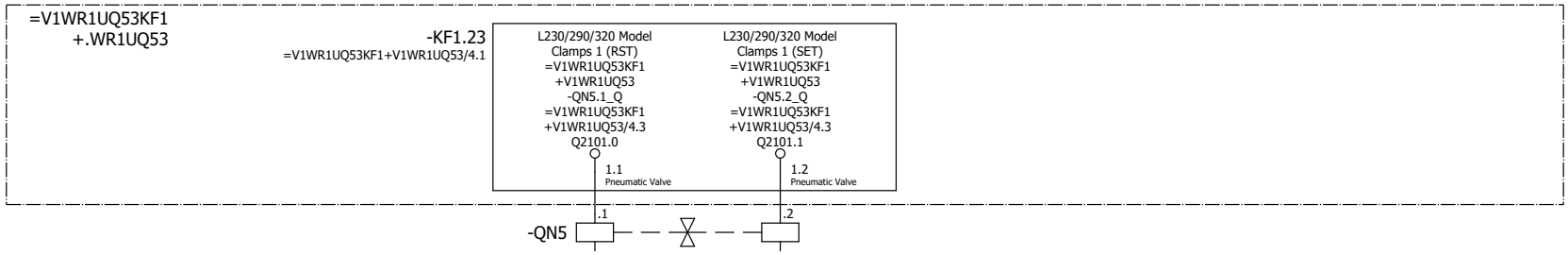

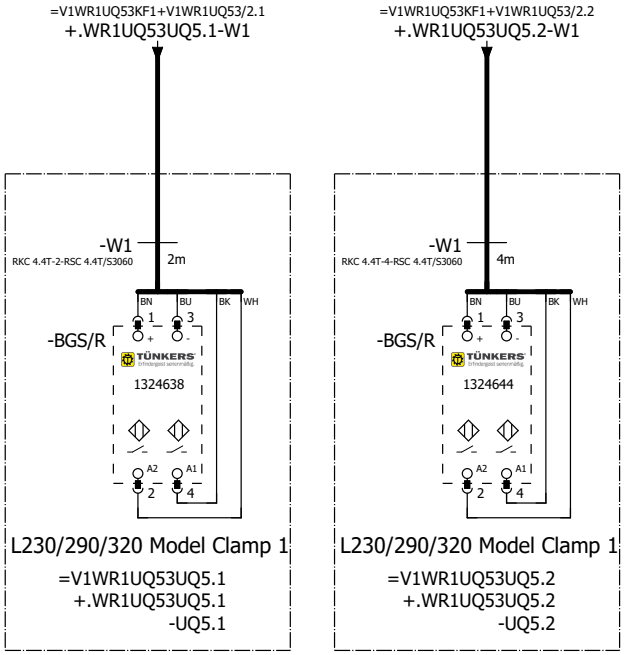

=V1WR1UQ53
-UQ5.1-BGS/R
L230/290/320
Model Clamp 1

=V1WR1UQ53
-UQ5.2-BGS/R
L230/290/320
Model Clamp 1

=V1WR1UQ53UQ4+.WR1UQ53UQ4/1

=V1WR1UQ53UQ6+.WR1UQ53UQ6/1

			Date	9/12/2022	Volvo Trucks North America		Valiant TMS	FESTO DQ CONNECTION QN5	Drawing name: =2V11&EFS-EL	= V1WR1UQ53UQ5	
			Ed.	KMAFFRE						+ V1WR1UQ53UQ5	
			Appr		P6700 Bodyside Sub - Robot Cell 2V11				Document type: EFS	Project nr: 22-16149	Page 1
Modification	Date	Name	Original		Replacement of	Replaced by	Scale 1:1				804

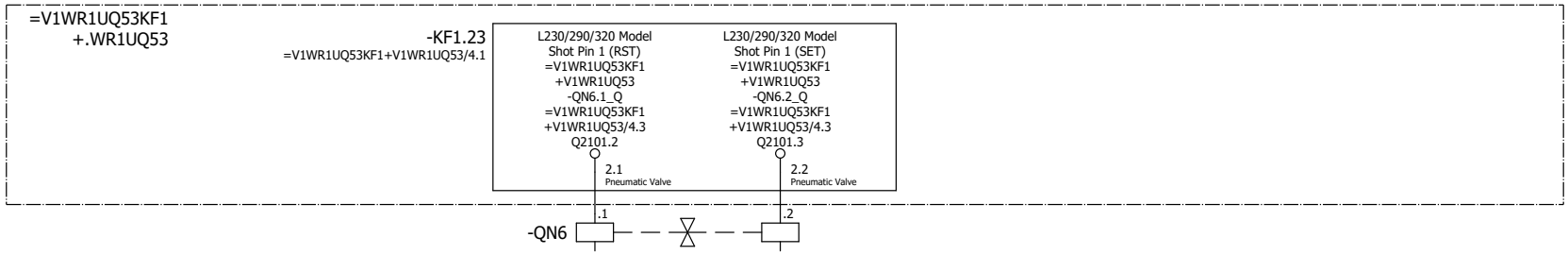

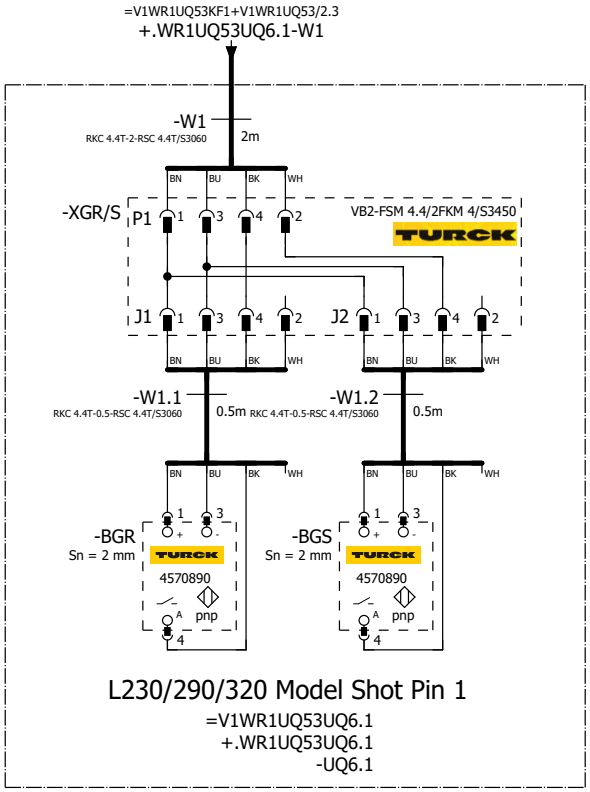

=V1WR1UQ53 -UQ6.1-BGR L230/290/320 Model Shot Pin 1	=V1WR1UQ53 -UQ6.1-BGS L230/290/320 Model Shot Pin 1

=V1WR1UQ53UQ5+.WR1UQ53UQ5/1

=V1WR1UQ53UQ7+.WR1UQ53UQ7/1

			Date	9/12/2022	Volvo Trucks North America		Valiant TMS	FESTO DQ CONNECTION QN6	Drawing name: =2V11&EFS-EL	= V1WR1UQ53UQ6	
			Ed.	KMAFFRE						+ V1WR1UQ53UQ6	
			Appr		P6700 Bodyside Sub - Robot Cell 2V11				Document type: EFS	Project nr: 22-16149	Page 1
Modification	Date	Name	Original		Replacement of	Replaced by	Scale 1:1				804

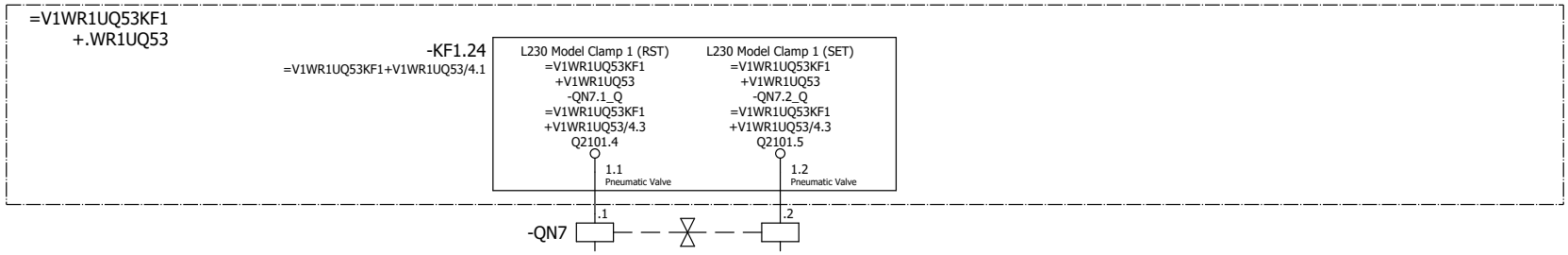

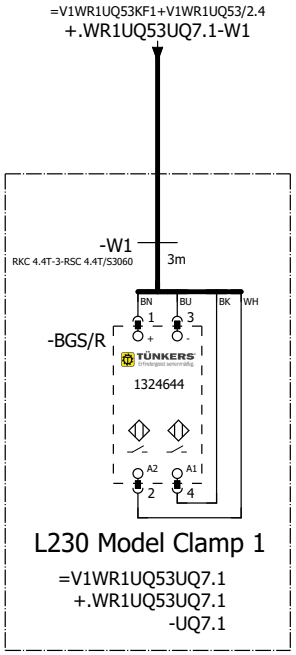

=V1WR1UQ53
-UQ7.1-BGS/R
L230 Model
Clamp 1

=V1WR1UQ53UQ6+.WR1UQ53UQ6/1

=V1WR1UQ53UQ8+.WR1UQ53UQ8/1

			Date	9/12/2022	Volvo Trucks North America		Valiant TMS	FESTO DQ CONNECTION QN7	Drawing name: =2V11&EFS-EL	= V1WR1UQ53UQ7	
			Ed.	KMAFFRE						+ V1WR1UQ53UQ7	
			Appr		P6700 Bodyside Sub - Robot Cell 2V11				Document type: EFS	Project nr: 22-16149	Page 1
Modification	Date	Name	Original		Replacement of	Replaced by	Scale 1:1				804

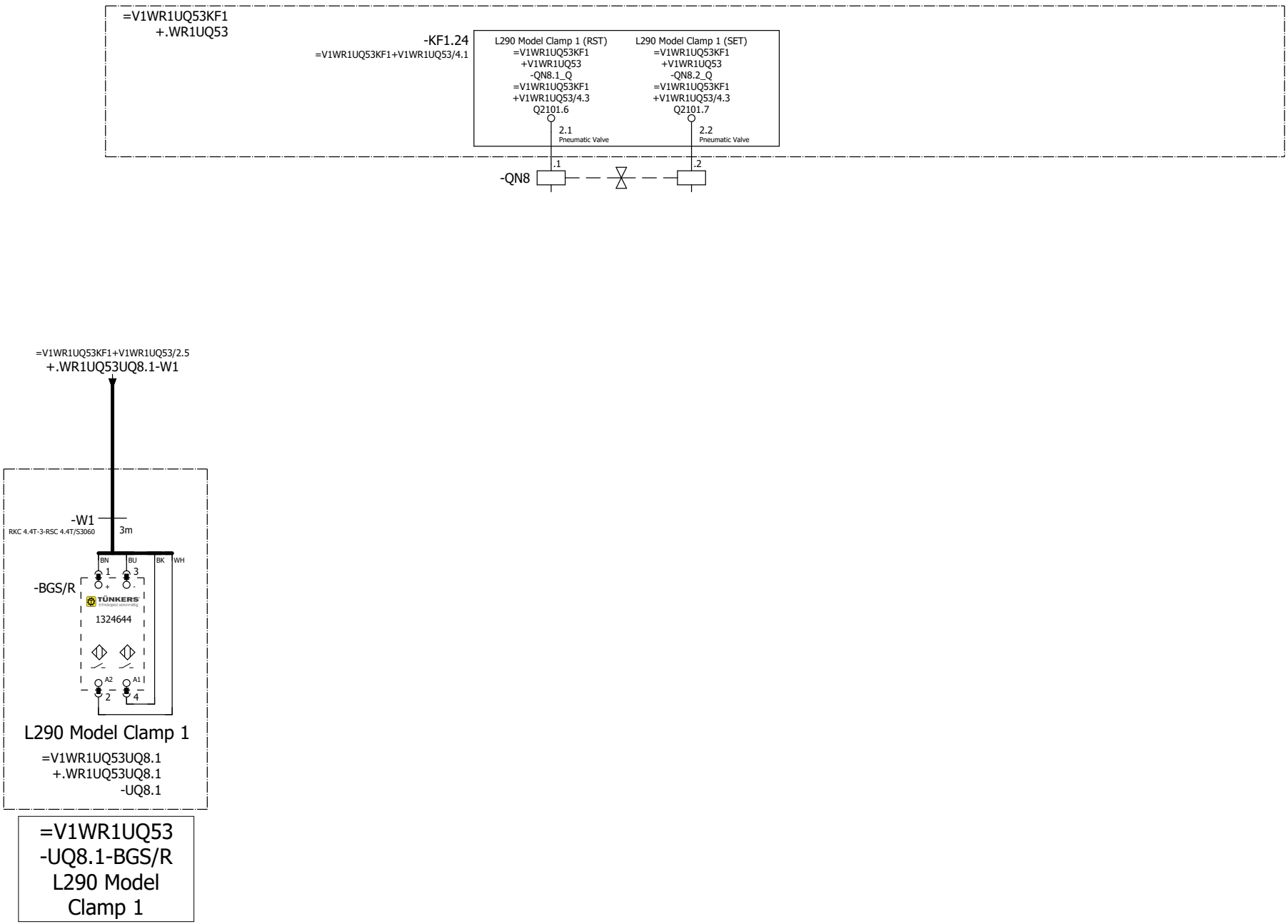

=V1WR1UQ53UQ7+.WR1UQ53UQ7/1

=V1WR1UQ53UQ9+.WR1UQ53UQ9/1

			Date	9/12/2022	Volvo Trucks North America	Valiant TMS	FESTO DQ CONNECTION QN8	Drawing name: =2V11&EFS-EL	= V1WR1UQ53UQ8		
			Ed.	KMAFFRE					+ V1WR1UQ53UQ8		
			Appr		P6700 Bodyside Sub - Robot Cell 2V11			Document type: EFS	Project nr: 22-16149	Page	1
Modification	Date	Name	Original		Replacement of / Replaced by	Scale 1:1					804

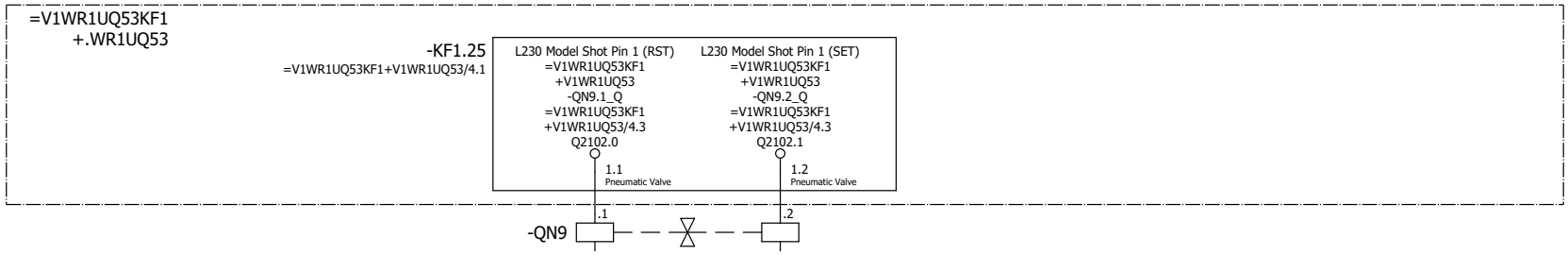

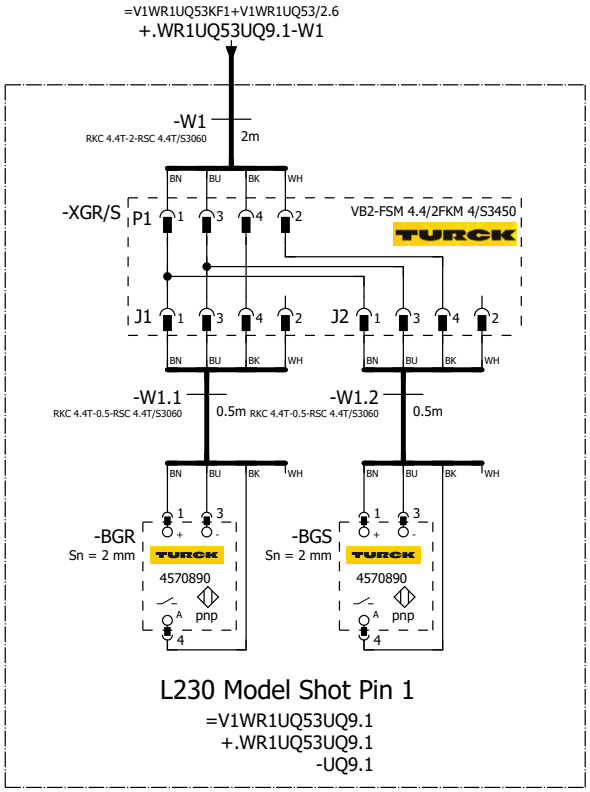

=V1WR1UQ53 -UQ9.1-BGR L230 Model Shot Pin 1	=V1WR1UQ53 -UQ9.1-BGS L230 Model Shot Pin 1

=V1WR1UQ53UQ8+.WR1UQ53UQ8/1

=V1WR1UQ53UQ10+.WR1UQ53UQ10/1

			Date	9/12/2022	Volvo Trucks North America		Valiant TMS	FESTO DQ CONNECTION QN9	Drawing name: =2V11&EFS-EL	= V1WR1UQ53UQ9	
			Ed.	KMAFFRE						+ V1WR1UQ53UQ9	
			Appr		P6700 Bodyside Sub - Robot Cell 2V11				Document type: EFS	Project nr: 22-16149	Page 1
Modification	Date	Name	Original		Replacement of	Replaced by	Scale 1:1				804

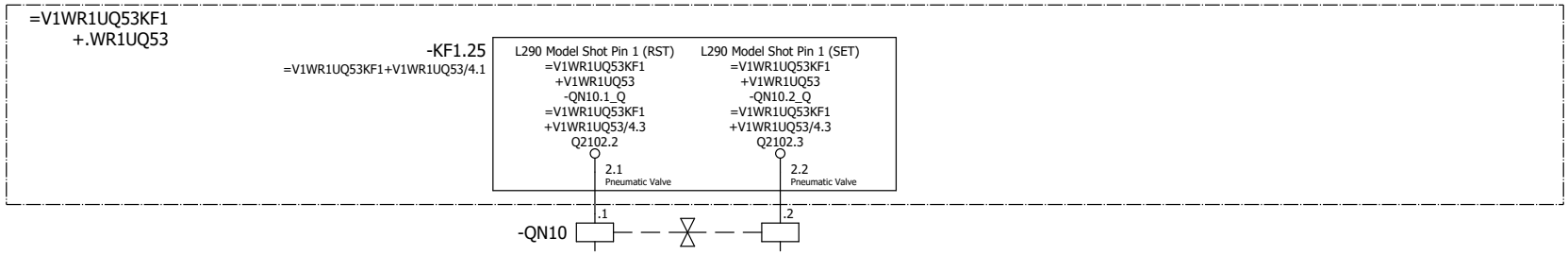

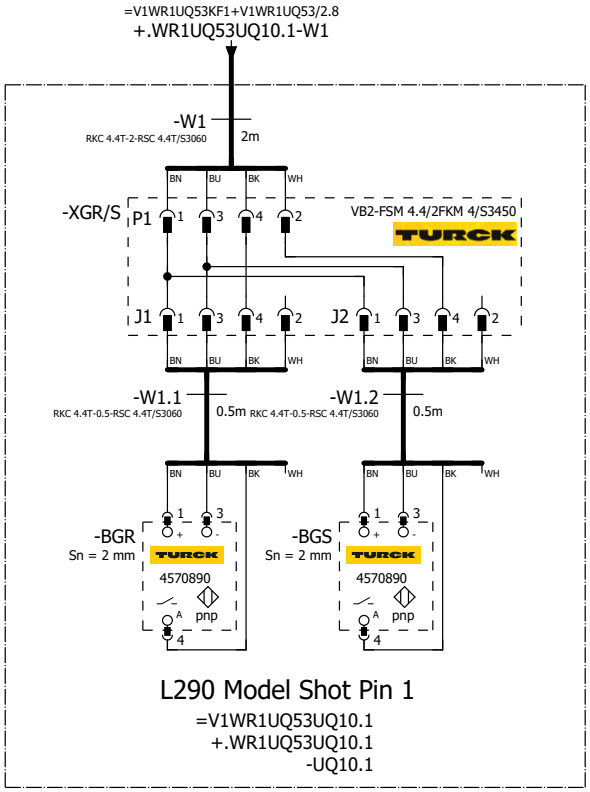

=V1WR1UQ53 -UQ10.1-BGR L290 Model Shot Pin 1	=V1WR1UQ53 -UQ10.1-BGS L290 Model Shot Pin 1

=V1WR1UQ53UQ9+.WR1UQ53UQ9/1

=V1WR1UQ53UQ11+.WR1UQ53UQ11/1

			Date	9/12/2022	Volvo Trucks North America		Valiant TMS	FESTO DQ CONNECTION QN10	Drawing name: =2V11&EFS-EL	= V1WR1UQ53UQ10	
			Ed.	KMAFFRE						+ V1WR1UQ53UQ10	
			Appr		P6700 Bodyside Sub - Robot Cell 2V11				Document type: EFS	Project nr: 22-16149	Page 1
Modification	Date	Name	Original		Replacement of	Replaced by	Scale 1:1				804

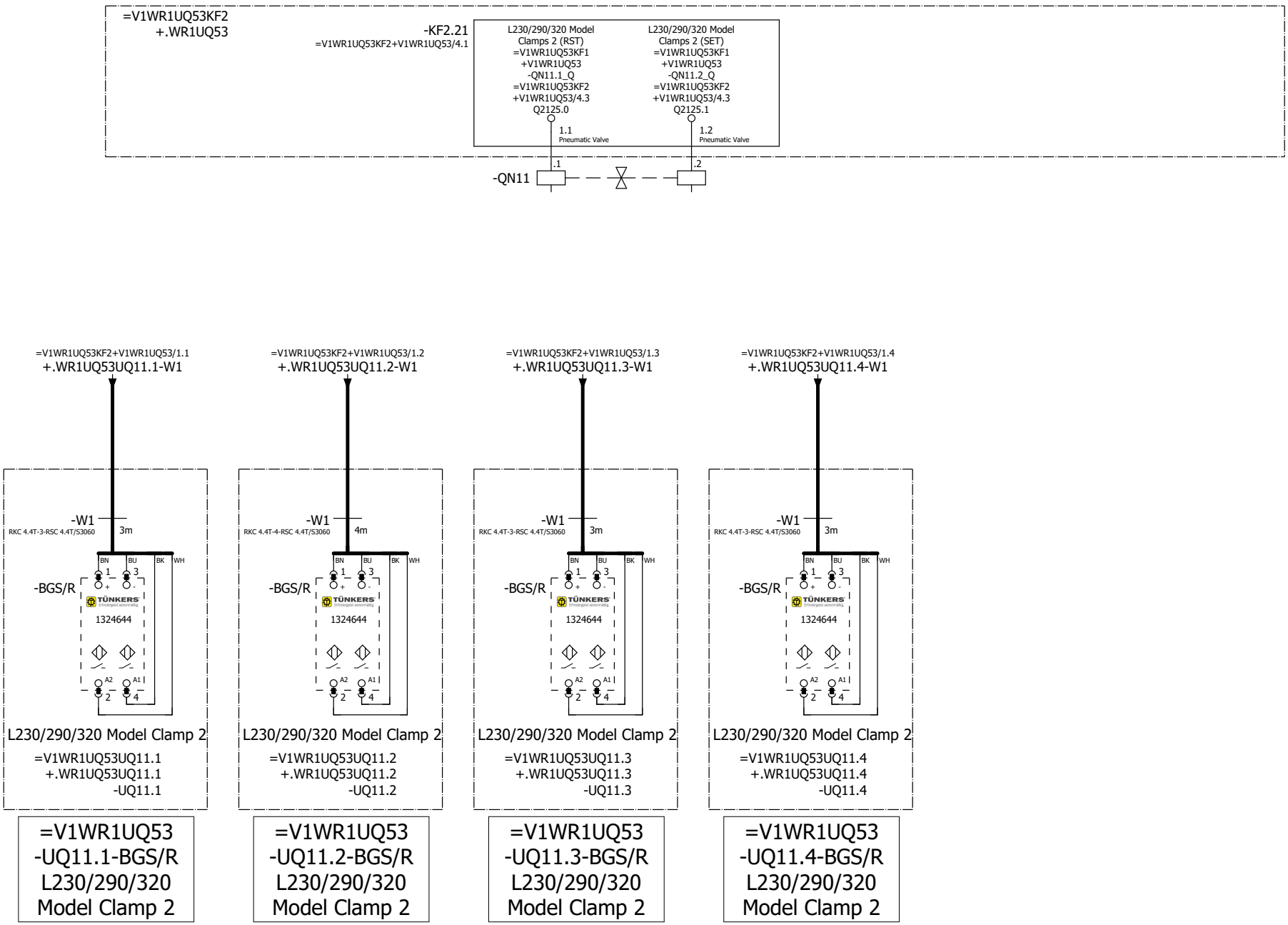

=V1WR1UQ53UQ10+.WR1UQ53UQ10/1

=V1WR1UQ53UQ12+.WR1UQ53UQ12/1

			Date	9/12/2022	Volvo Trucks North America	Valiant TMS	FESTO DQ CONNECTION QN11	Drawing name: =2V11&EFS-EL		= V1WR1UQ53UQ11	
			Ed.	KMAFFRE						+ V1WR1UQ53UQ11	
			Appr		P6700 Bodyside Sub - Robot Cell 2V11			Document type: EFS	Project nr: 22-16149		Page 1
Modification	Date	Name	Original		Replacement of / Replaced by	Scale 1:1					804

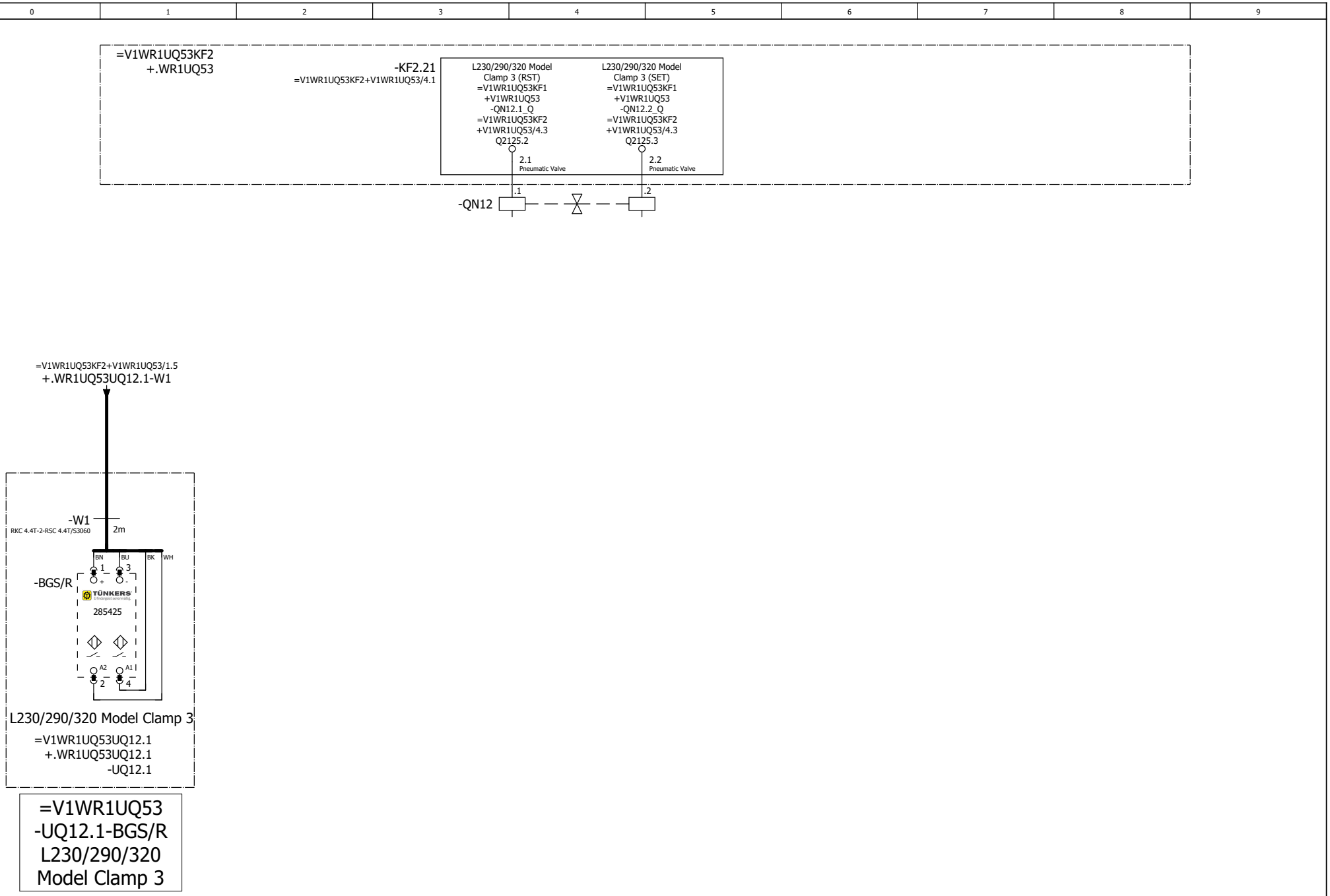

=V1WR1UQ53UQ11+.WR1UQ53UQ11/1

=V1WR1UQ53UQ13+.WR1UQ53UQ13/1

			Date	9/12/2022	Volvo Trucks North America		Valiant TMS	FESTO DQ CONNECTION QN12	Drawing name: =2V11&EFS-EL	= V1WR1UQ53UQ12	
			Ed.	KMAFFRE						+ V1WR1UQ53UQ12	
			Appr		P6700 Bodyside Sub - Robot Cell 2V11				Document type: EFS	Project nr: 22-16149	Page 1
Modification	Date	Name	Original		Replacement of	Replaced by	Scale 1:1				804

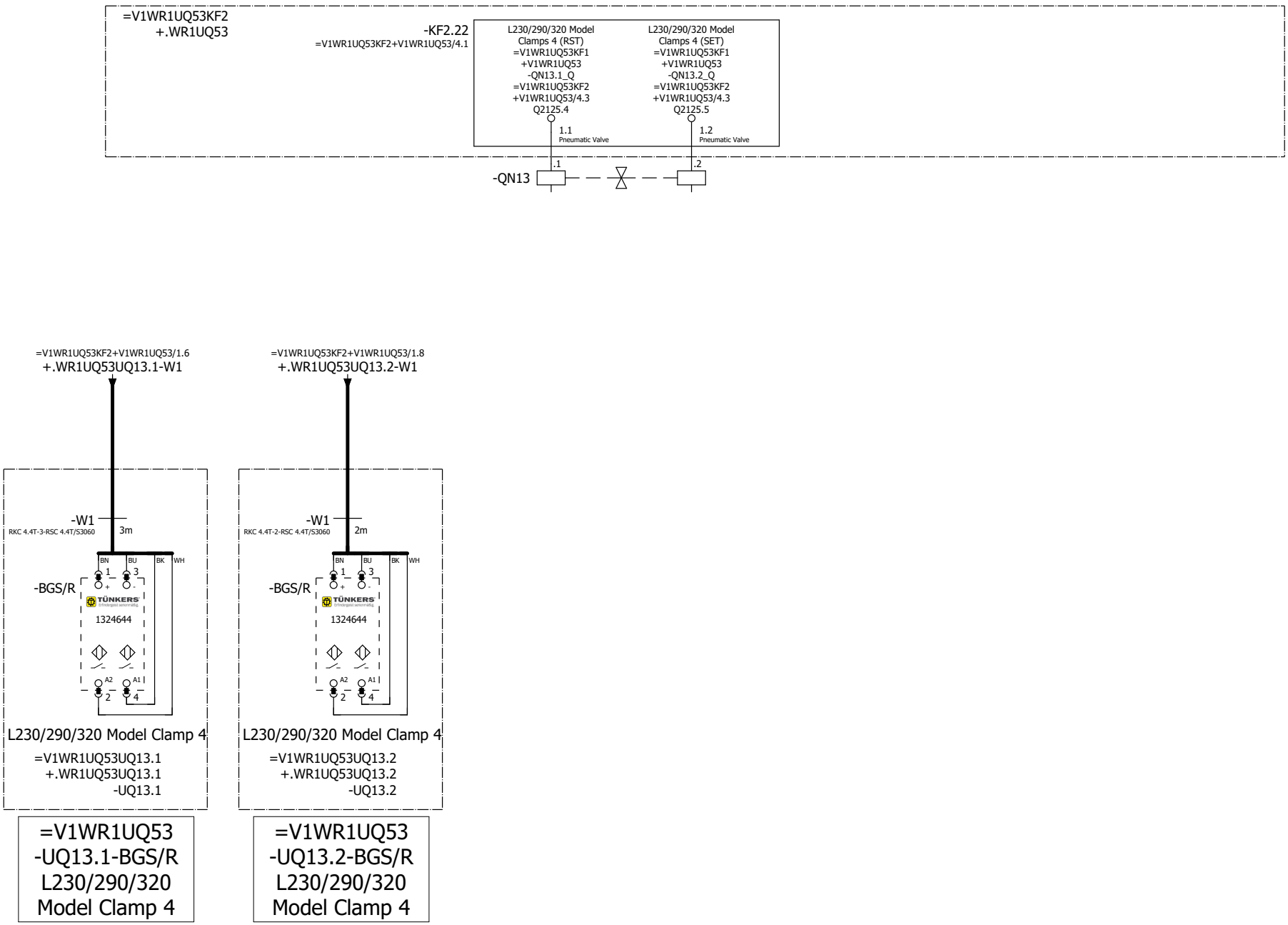

=V1WR1UQ53UQ12+.WR1UQ53UQ12/1

=V1WR1UQ53UQ14+.WR1UQ53UQ14/1

			Date	9/12/2022	Volvo Trucks North America		Valiant TMS	FESTO DQ CONNECTION QN13	Drawing name: =2V11&EFS-EL	= V1WR1UQ53UQ13	
			Ed.	KMAFFRE						+ V1WR1UQ53UQ13	
			Appr		P6700 Bodyside Sub - Robot Cell 2V11				Document type: EFS	Project nr: 22-16149	Page 1
Modification	Date	Name	Original		Replacement of	Replaced by	Scale 1:1				804

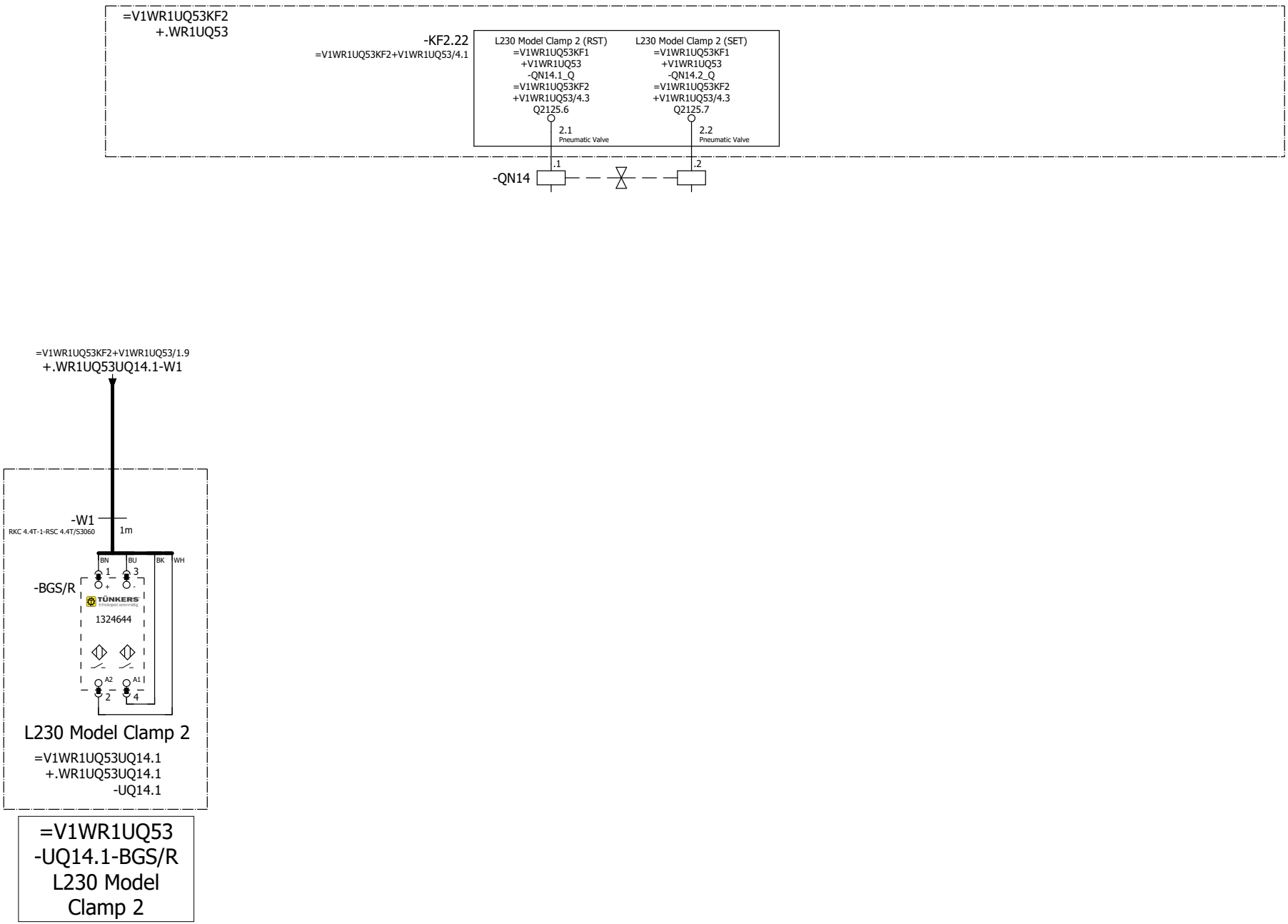

=V1WR1UQ53UQ13+.WR1UQ53UQ13/1

=V1WR1UQ53UQ15+.WR1UQ53UQ15/1

			Date	9/12/2022	Volvo Trucks North America		Valiant TMS	FESTO DQ CONNECTION QN14	Drawing name: =2V11&EFS-EL	= V1WR1UQ53UQ14	
			Ed.	KMAFFRE						+ V1WR1UQ53UQ14	
			Appr		P6700 Bodyside Sub - Robot Cell 2V11				Document type: EFS	Project nr: 22-16149	Page 1
Modification	Date	Name	Original		Replacement of	Replaced by	Scale 1:1				804

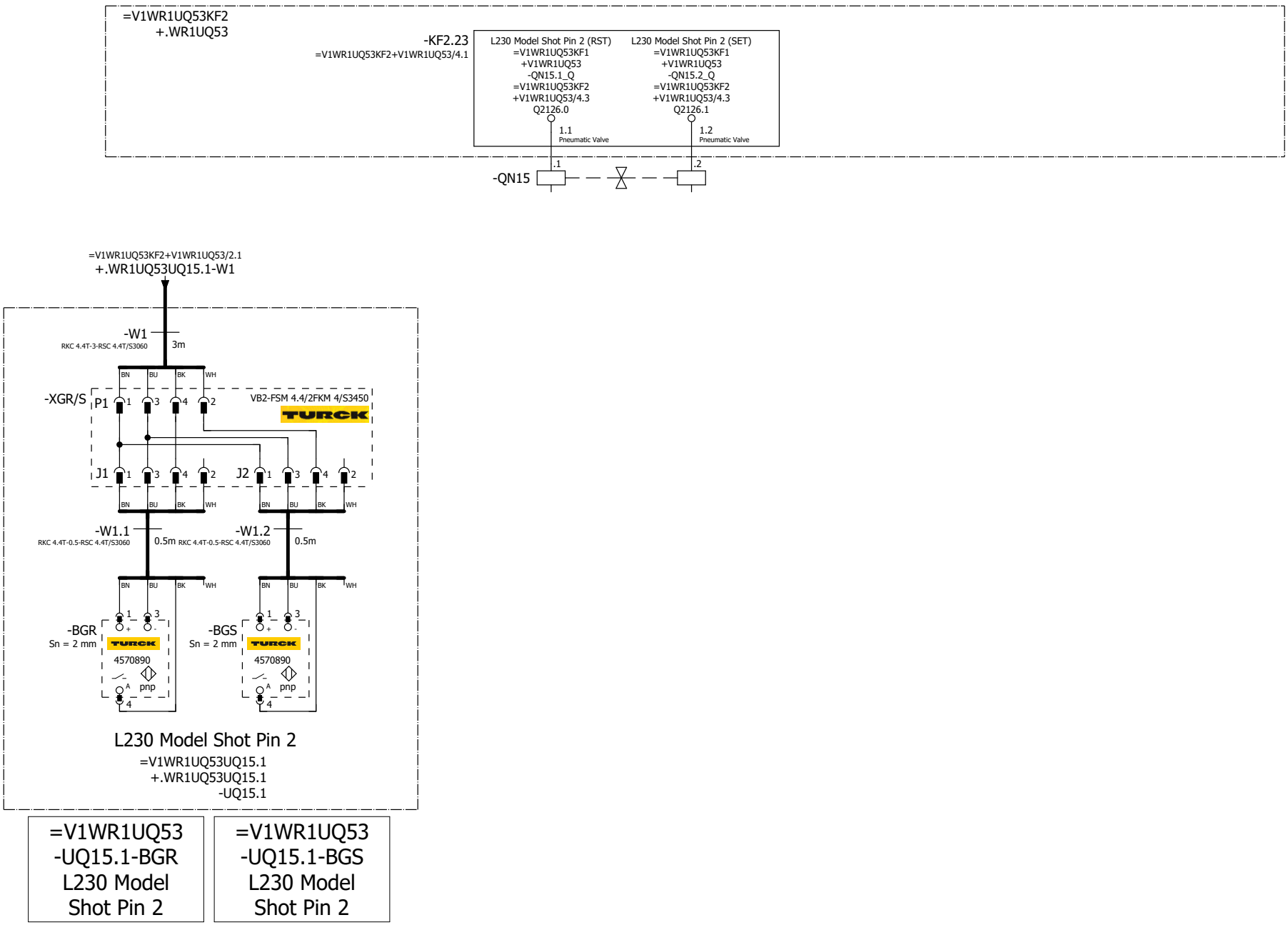

=V1WR1UQ53UQ14+.WR1UQ53UQ14/1

=V1WR1UQ53UQ16+.WR1UQ53UQ16/1

			Date	9/12/2022	Volvo Trucks North America		Valiant TMS	FESTO DQ CONNECTION QN15	Drawing name: =2V11&EFS-EL	= V1WR1UQ53UQ15	
			Ed.	KMAFFRE						+ V1WR1UQ53UQ15	
			Appr		P6700 Bodyside Sub - Robot Cell 2V11				Document type: EFS	Project nr: 22-16149	Page 1
Modification	Date	Name	Original		Replacement of	Replaced by	Scale 1:1				804

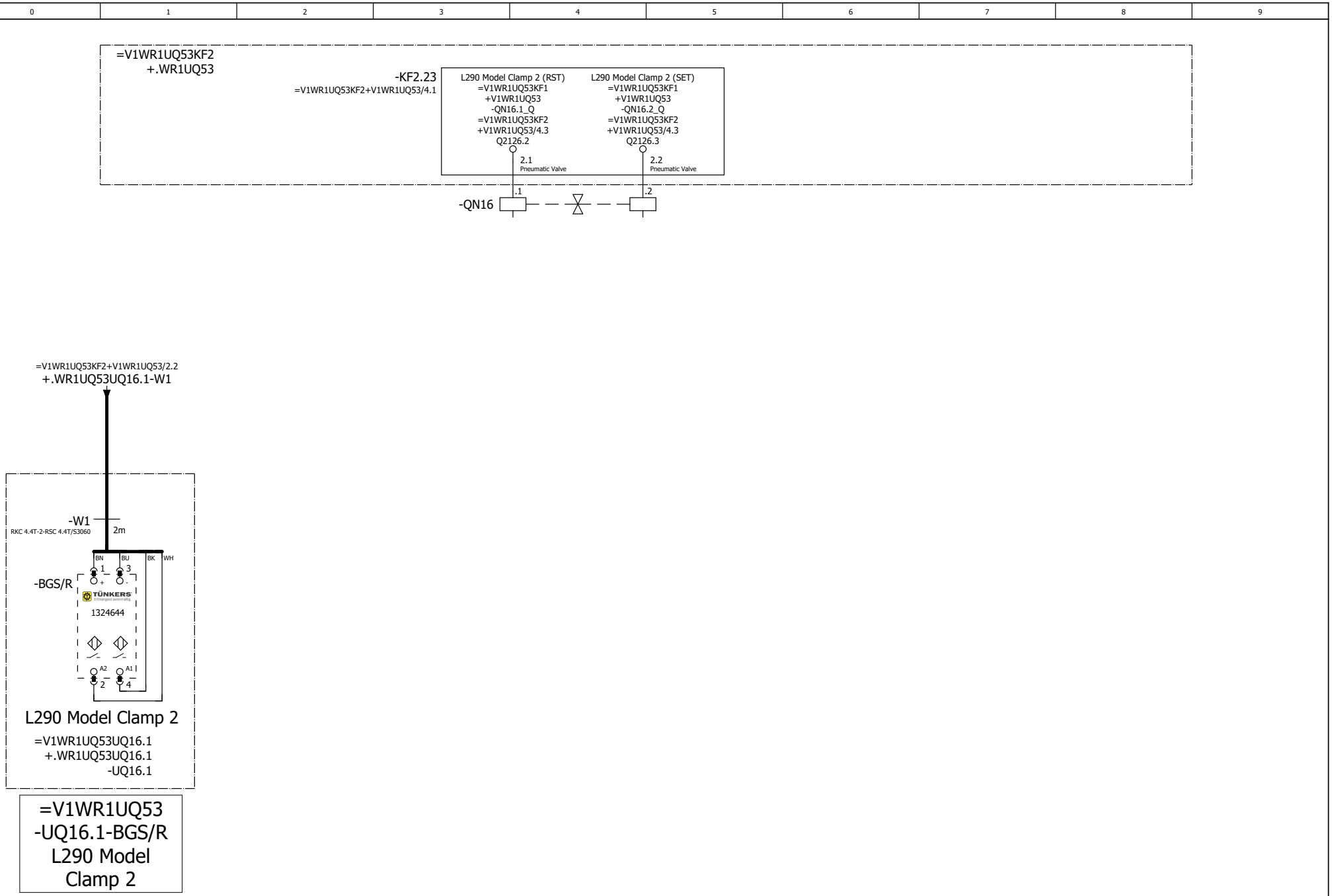

			Date	9/12/2022	Volvo Trucks North America	Valiant TMS	FESTO DQ CONNECTION QN16	Drawing name: =2V11&EFS-EL		= V1WR1UQ53UQ16	
			Ed.	KMAFFRE						+ V1WR1UQ53UQ16	
			Appr		P6700 Bodyside Sub - Robot Cell 2V11			Document type: EFS	Project nr: 22-16149		Page 1
Modification	Date	Name	Original		Replacement of / Replaced by	Scale 1:1					804

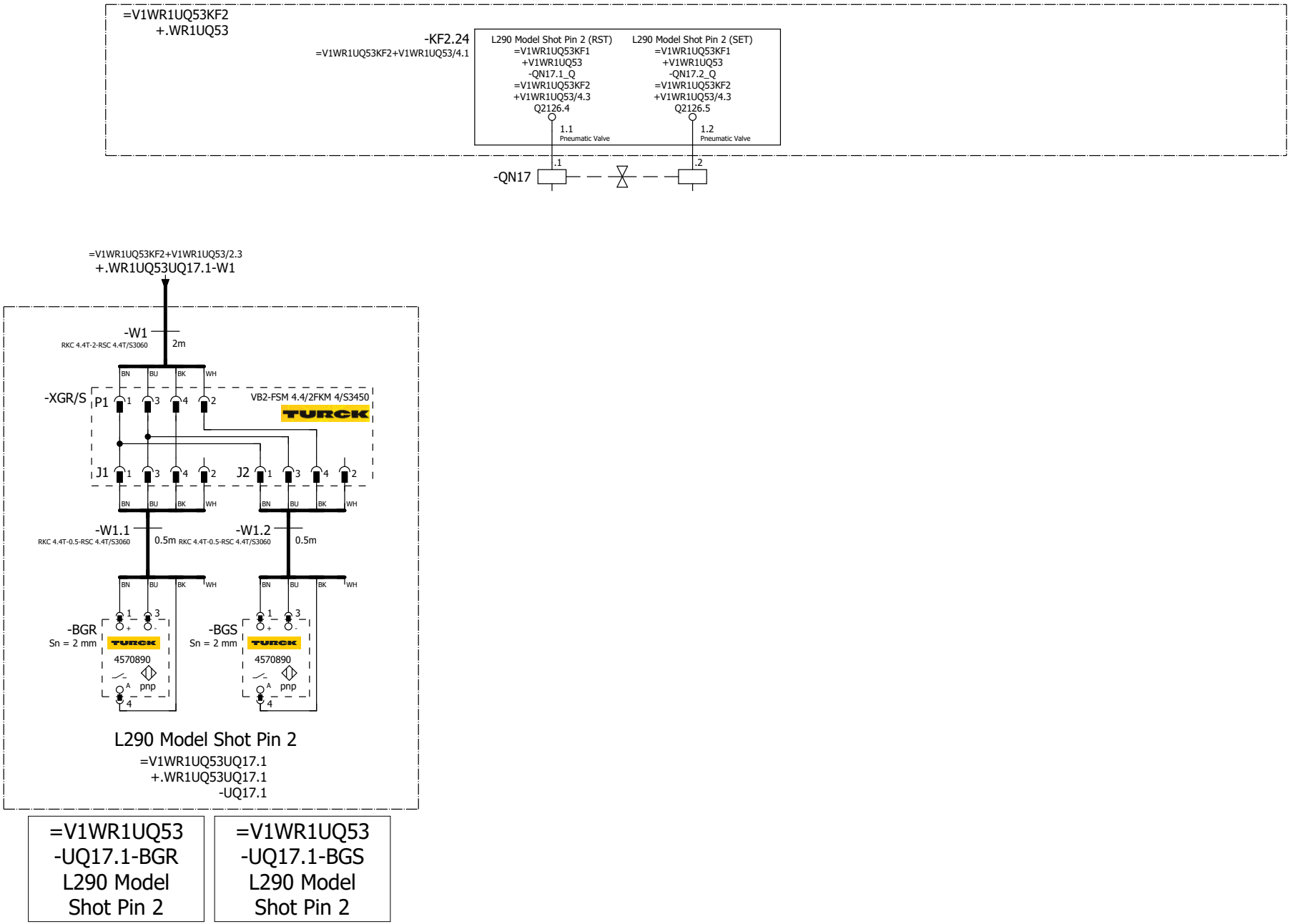

=V1WR1UQ53UQ16+.WR1UQ53UQ16/1

=V1WR1UQ53UQ18+.WR1UQ53UQ18/1

			Date	9/12/2022	Volvo Trucks North America		Valiant TMS	FESTO DQ CONNECTION QN17	Drawing name: =2V11&EFS-EL	= V1WR1UQ53UQ17	
			Ed.	KMAFFRE						+ V1WR1UQ53UQ17	
			Appr		P6700 Bodyside Sub - Robot Cell 2V11				Document type: EFS	Project nr: 22-16149	Page 1
Modification	Date	Name	Original		Replacement of	Replaced by	Scale 1:1				804

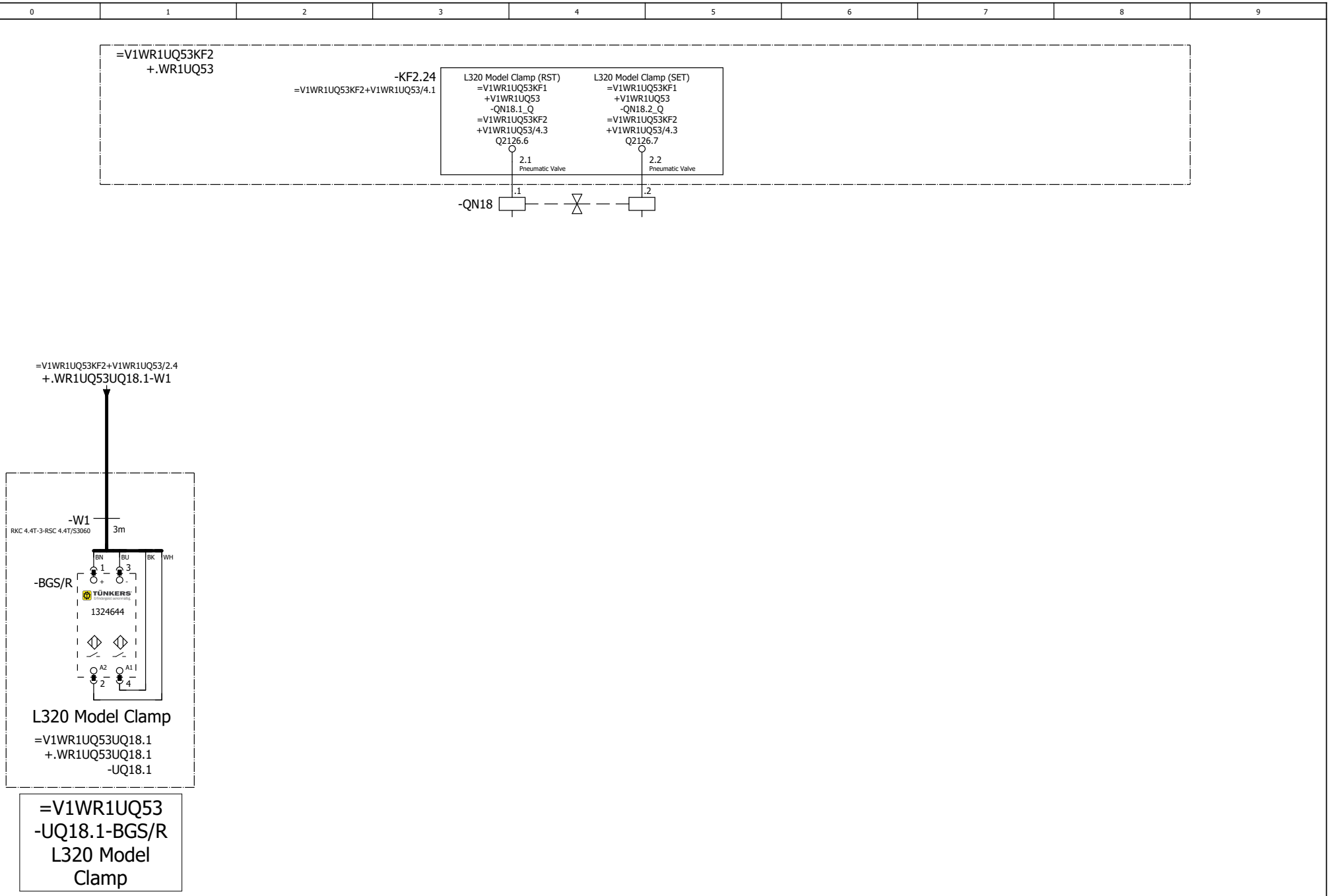

=V1WR1UQ53UQ17+.WR1UQ53UQ17/1

=V1WR1UQ53UQ19+.WR1UQ53UQ19/1

			Date	9/12/2022	Volvo Trucks North America	Valiant TMS	FESTO DQ CONNECTION QN18	Drawing name: =2V11&EFS-EL	= V1WR1UQ53UQ18		
			Ed.	KMAFFRE					+ V1WR1UQ53UQ18		
			Appr		P6700 Bodyside Sub - Robot Cell 2V11			Document type: EFS	Project nr: 22-16149	Page	1
Modification	Date	Name	Original		Replacement of / Replaced by	Scale 1:1					804

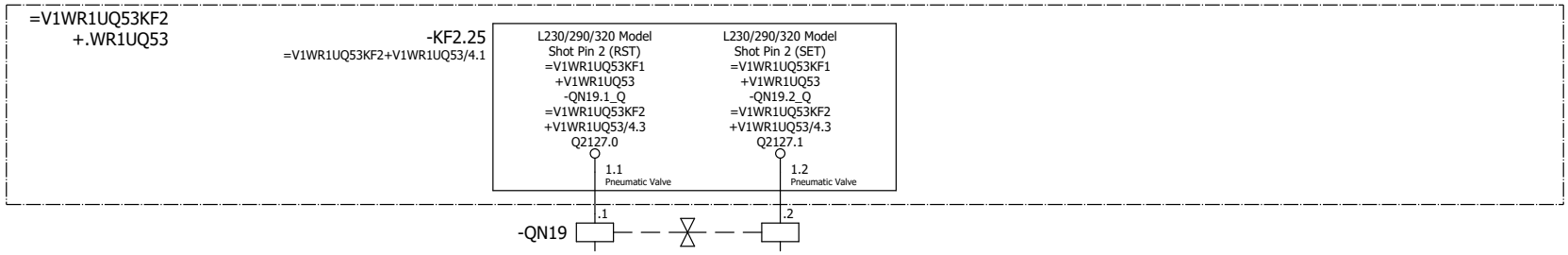

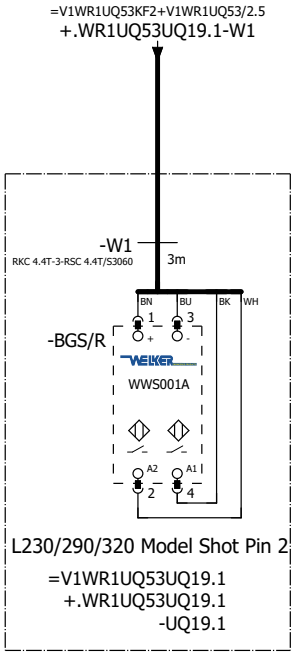

=V1WR1UQ53
-UQ19.1-BGS/R
L230/290/320
Model Shot Pin 2

=V1WR1UQ53UQ18+.WR1UQ53UQ18/1

=V1WR1UQ53UQ20+.WR1UQ53UQ20/1

			Date	9/12/2022	Volvo Trucks North America		Valiant TMS	FESTO DQ CONNECTION QN19	Drawing name: =2V11&EFS-EL	= V1WR1UQ53UQ19	
			Ed.	KMAFFRE						+ V1WR1UQ53UQ19	
			Appr		P6700 Bodyside Sub - Robot Cell 2V11				Document type: EFS	Project nr: 22-16149	Page 1
Modification	Date	Name	Original		Replacement of	Replaced by	Scale 1:1				804

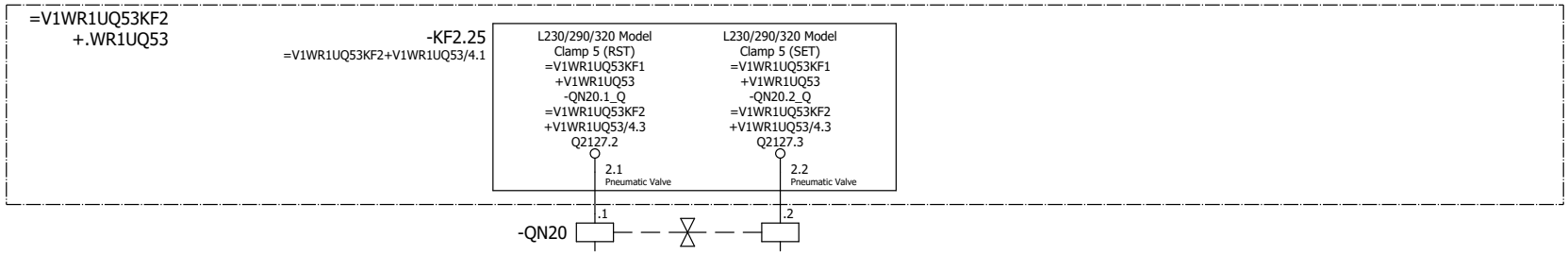

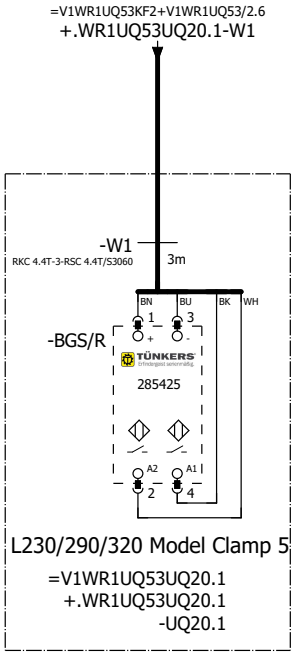

=V1WR1UQ53
-UQ20.1-BGS/R
L230/290/320
Model Clamp 5

=V1WR1UQ53UQ19+.WR1UQ53UQ19/1

=V1WR1UQ53WC4+V1WR1UQ53/1

			Date	9/12/2022	Volvo Trucks North America	Valiant TMS	FESTO DQ CONNECTION QN20	Drawing name: =2V11&EFS-EL	= V1WR1UQ53UQ20		
			Ed.	KMAFFRE					+ V1WR1UQ53UQ20		
			Appr		P6700 Bodyside Sub - Robot Cell 2V11			Document type: EFS	Project nr: 22-16149	Page	1
Modification	Date	Name	Original		Replacement of / Replaced by	Scale 1:1					804

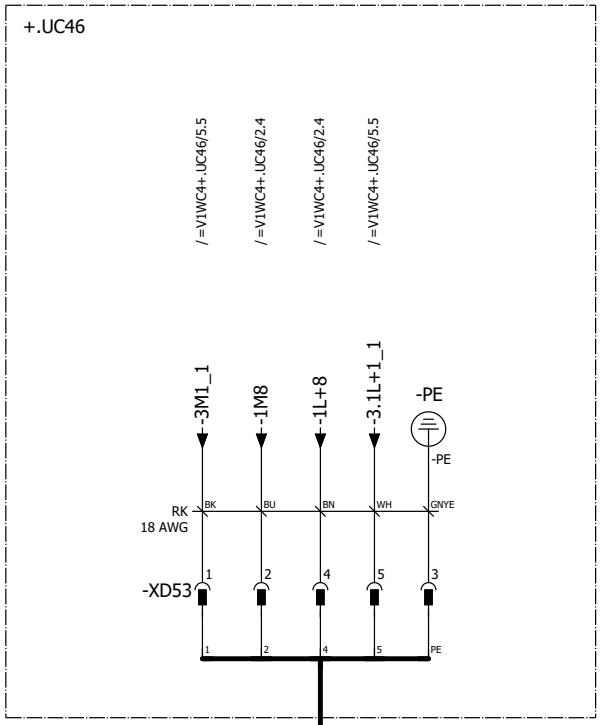

POWER IN / POWER OUT

Pin 1: 0 V UA
Pin 2: 0 V US
Pin 3: FE
Pin 4: +24 V US / 9 A
Pin 5: +24 V UA / 9 A

Pin #	WIRE	COLOR
Pin 1	3M1_1	BK
Pin 2	1M8	BU
Pin 3	PE	GNYE
Pin 4	1L+8	BN
Pin 5	3.1L+1_1	WH

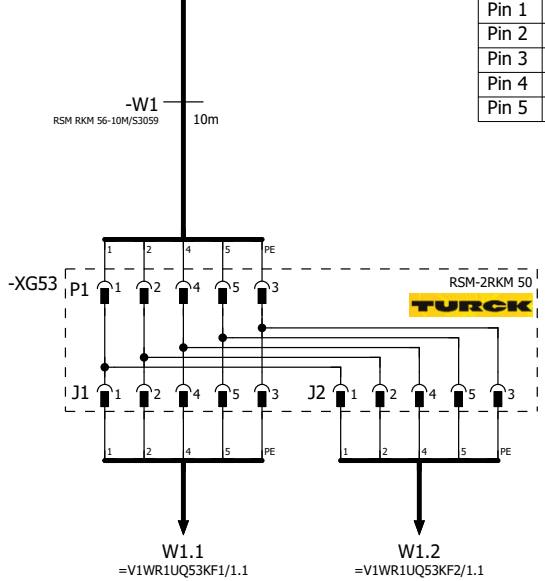

=V1WR1UQ53UQ20+.WR1UQ53UQ20/1

=V1WR1UQ54BG0+.WR1UQ54/1

			Date	9/6/2022	Volvo Trucks North America	Valiant TMS	24VDC	Drawing name: =2V11&EFS-EL	= V1WR1UQ53WC4		
			Ed.	MKLEPADLO					+ V1WR1UQ53		
			Appr		P6700 Bodyside Sub - Robot Cell 2V11			Document type: EFS	Project nr: 22-16149	Page	1
Modification	Date	Name	Original		Replacement of / Replaced by	Scale 1:1					804

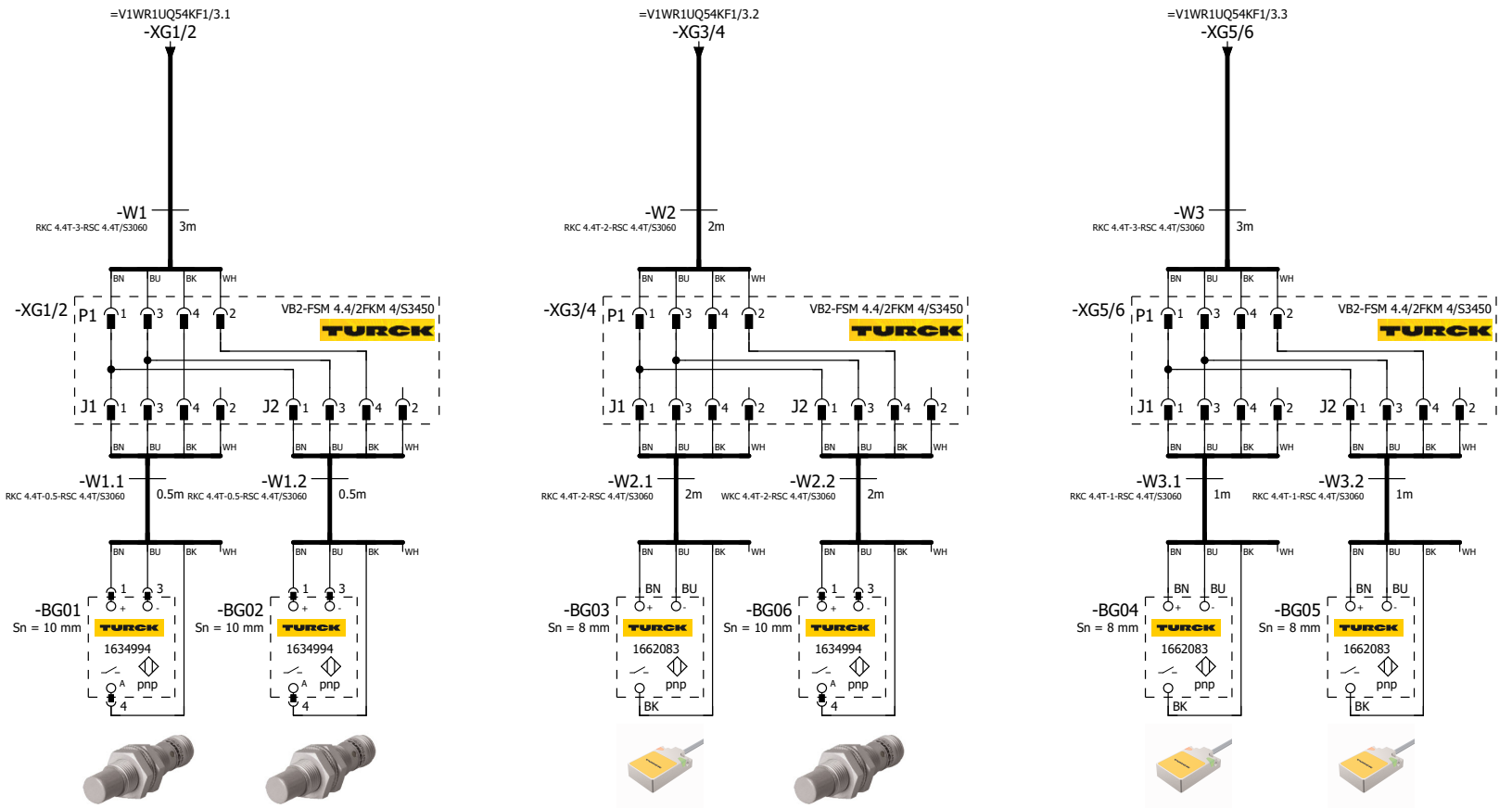

=V1WR1UQ54 -BG01 Member Horiz. Mnt B-Pillar	=V1WR1UQ54 -BG02 Member Horiz. Mnt B-Pillar	=V1WR1UQ54 -BG03 Bracket TV Mount Front	=V1WR1UQ54 -BG06 Member Horizontal	=V1WR1UQ54 -BG04 Bracket TV Mount Front	=V1WR1UQ54 -BG05 TV Arm Mount Assy

=V1WR1UQ53WC4+.WR1UQ53/1

2

			Date	9/6/2022	Volvo Trucks North America	Valiant TMS	SENSORS	Drawing name: =2V11&EFS-EL	= V1WR1UQ54BG0	
			Ed.	MKLEPADLO					+ V1WR1UQ54	
			Appr		P6700 Bodyside Sub - Robot Cell 2V11			Document type: EFS	Project nr: 22-16149	Page 1
Modification	Date	Name	Original		Replacement of / Replaced by	Scale 1:1				804

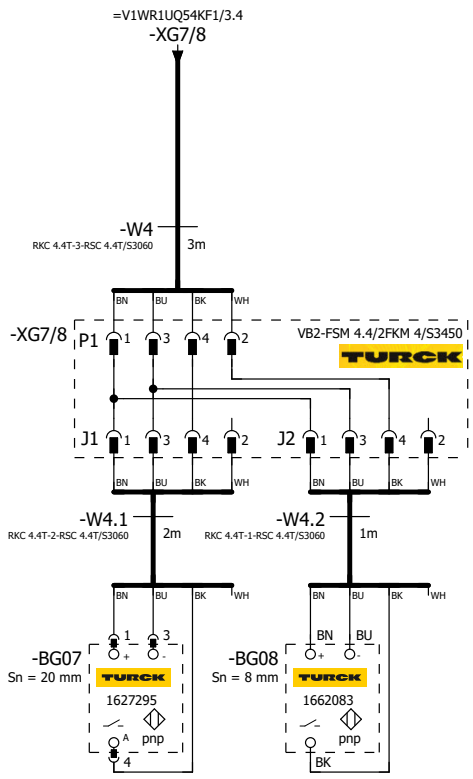

=V1WR1UQ54
-BG07
Member Horiz.
(L320)

=V1WR1UQ54
-BG08
Member Horiz.
(L290)

1

=V1WR1UQ54KF1/1

			Date	9/6/2022	Volvo Trucks North America		Valiant TMS	SENSORS	Drawing name: =2V11&EFS-EL	= V1WR1UQ54BG0	
			Ed.	MKLEPADLO						+ V1WR1UQ54	
			Appr		P6700 Bodyside Sub - Robot Cell 2V11				Document type: EFS	Project nr: 22-16149	Page 2
Modification	Date	Name	Original		Replacement of	Replaced by	Scale 1:1				804

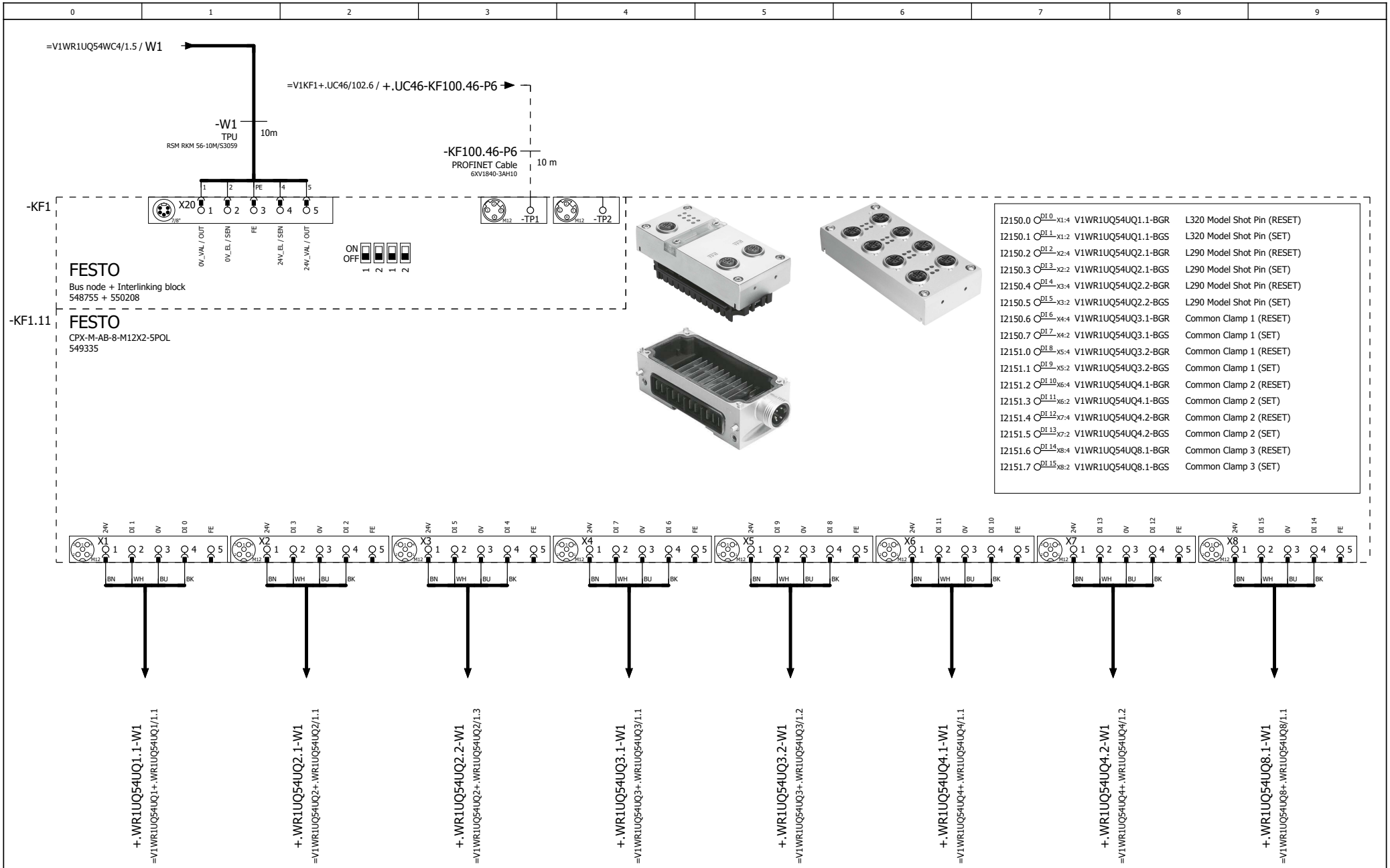

=V1WR1UQ54BG0/2

2

			Date	9/6/2022	Volvo Trucks North America		Valiant TMS	CONNECTING MOD. FOR VTSA MANIFOLD	Drawing name: =2V11&EFS-EL	= V1WR1UQ54KF1	
			Ed.	MKLEPADLO						+ V1WR1UQ54	
			Appr		P6700 Bodyside Sub - Robot Cell 2V11				Document type: EFS	Project nr: 22-16149	Page 1
Modification	Date	Name	Original		Replacement of	Replaced by	Scale 1:1				804

0	1	2	3	4	5	6	7	8	9

I2152.0	DI 0 X1:4	V1WR1UQ54UQ5.1-BGR	L320 Model Clamp (RESET)
I2152.1	DI 1 X1:2	V1WR1UQ54UQ5.1-BGS	L320 Model Clamp (SET)
I2152.2	DI 2 X2:4	V1WR1UQ54UQ6.1-BGR	L290 Model Clamp (RESET)
I2152.3	DI 3 X2:2	V1WR1UQ54UQ6.1-BGS	L290 Model Clamp (SET)
I2152.4	DI 4 X3:4	V1WR1UQ54UQ7.1-BGR	Common Shot Pin (RESET)
I2152.5	DI 5 X3:2	V1WR1UQ54UQ7.1-BGS	Common Shot Pin (SET)
I2152.6	DI 6 X4:4	V1WR1UQ54UQ7.2-BGR	Common Shot Pin (RESET)
I2152.7	DI 7 X4:2	V1WR1UQ54UQ7.2-BGS	Common Shot Pin (SET)
I2153.0	DI 8 X5:4	V1WR1UQ54UQ7.3-BGR	Common Shot Pin (RESET)
I2153.1	DI 9 X5:2	V1WR1UQ54UQ7.3-BGS	Common Shot Pin (SET)
I2153.2	DI 10 X6:4	I2153.2	SPARE
I2153.3	DI 11 X6:2	I2153.3	SPARE
I2153.4	DI 12 X7:4	I2153.4	SPARE
I2153.5	DI 13 X7:2	I2153.5	SPARE
I2153.6	DI 14 X8:4	I2153.6	SPARE
I2153.7	DI 15 X8:2	I2153.7	SPARE

-KF1.12

FESTO

CPX-M-AB-8-M12X2-5POL

549335

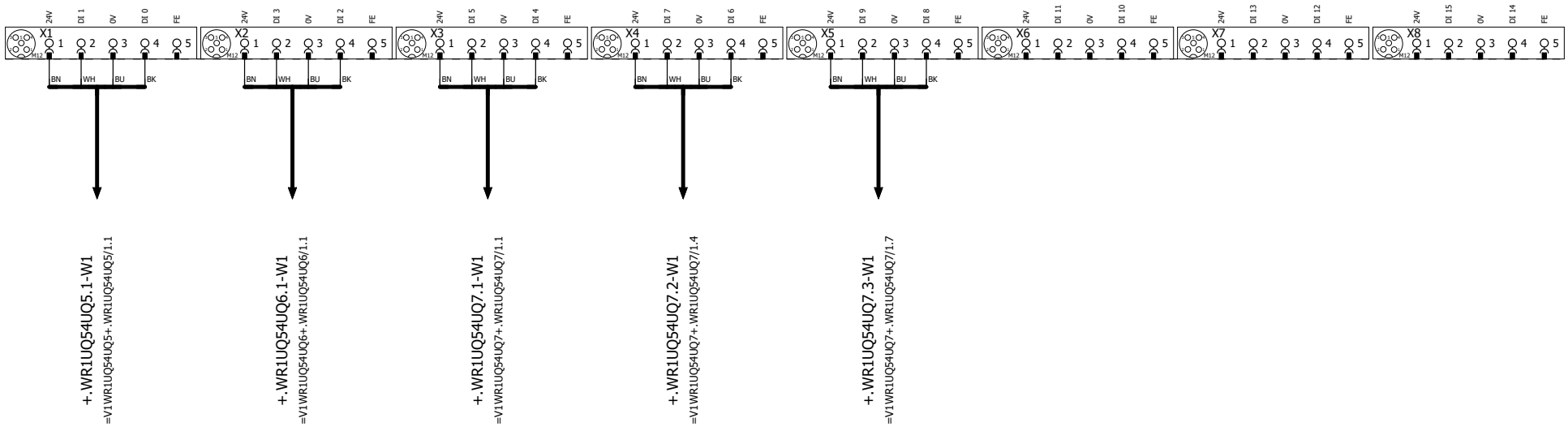

1 3

			Date	9/6/2022	Volvo Trucks North America	Valiant TMS	I/O MOD. DI16 (8 x M12) FOR VTSA-F	Drawing name: =2V11&EFS-EL		= V1WR1UQ54KF1	
			Ed.	MKLEPADLO						+ V1WR1UQ54	
			Appr		P6700 Bodyside Sub - Robot Cell 2V11			Document type: EFS	Project nr: 22-16149		Page 2
Modification	Date	Name	Original		Replacement of / Replaced by	Scale 1:1					804

0	1	2	3	4	5	6	7	8	9

I2154.0	DI 0 X1:4	V1WR1UQ54-BG01	Sensor Member Horizontal Mnt B-Pillar
I2154.1	DI 1 X1:2	V1WR1UQ54-BG02	Sensor Member Horizontal Mnt B-Pillar
I2154.2	DI 2 X2:4	V1WR1UQ54-BG03	Sensor Bracket TV Mount Front
I2154.3	DI 3 X2:2	V1WR1UQ54-BG04	Sensor TV Arm Mount Assy
I2154.4	DI 4 X3:4	V1WR1UQ54-BG05	Sensor TV Arm Mount Assy
I2154.5	DI 5 X3:2	V1WR1UQ54-BG06	Sensor Member Horizontal
I2154.6	DI 6 X4:4	V1WR1UQ54-BG07	Sensor Member Horizontal (L320)
I2154.7	DI 7 X4:2	V1WR1UQ54-BG08	Sensor Member Horizontal (L290)
I2155.0	DI 8 X5:4	I2155.0	SPARE
I2155.1	DI 9 X5:2	I2155.1	SPARE
I2155.2	DI 10 X6:4	I2155.2	SPARE
I2155.3	DI 11 X6:2	I2155.3	SPARE
I2155.4	DI 12 X7:4	I2155.4	SPARE
I2155.5	DI 13 X7:2	I2155.5	SPARE
I2155.6	DI 14 X8:4	I2155.6	SPARE
I2155.7	DI 15 X8:2	I2155.7	SPARE

-KF1.13

FESTO

CPX-M-AB-8-M12X2-5POL

549335

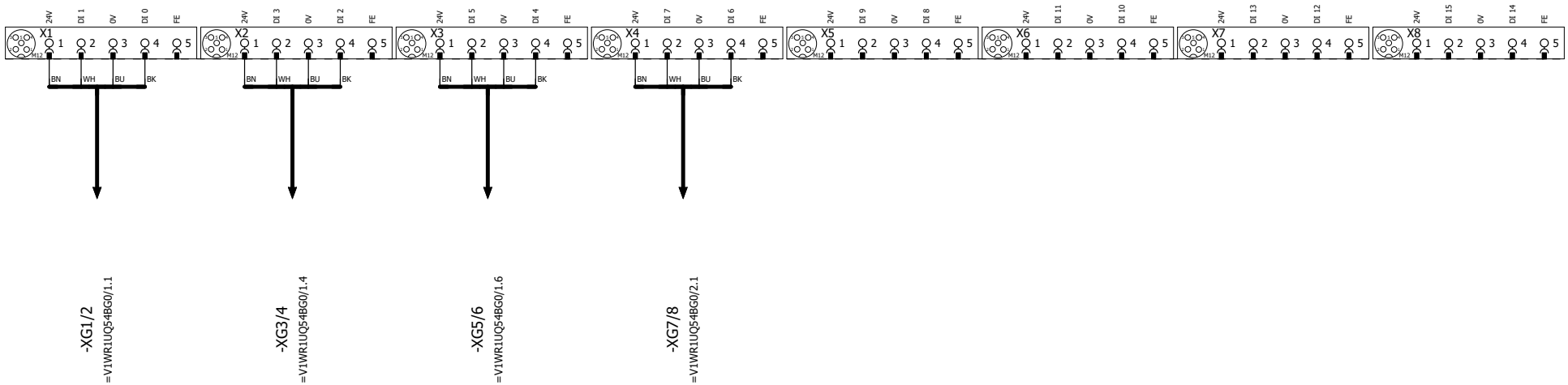

2 4

			Date	9/6/2022	Volvo Trucks North America		Valiant TMS	I/O MOD. DI16 (8 x M12) FOR VTSA-F	Drawing name: =2V11&EFS-EL	= V1WR1UQ54KF1	
			Ed.	MKLEPADLO						+ V1WR1UQ54	
			Appr		P6700 Bodyside Sub - Robot Cell 2V11				Document type: EFS	Project nr: 22-16149	Page 3
Modification	Date	Name	Original		Replacement of	Replaced by	Scale 1:1				804

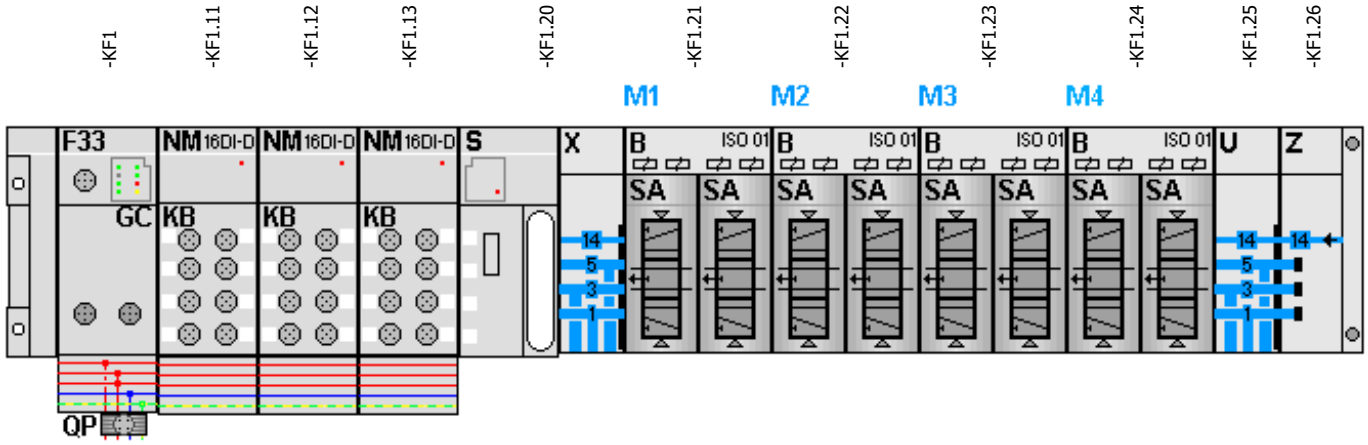

-KF1.21
=V1WR1UQ54UQ1+.WR1UQ54UQ1/1.3
=V1WR1UQ54UQ2+.WR1UQ54UQ2/1.3

FESTO

=V1WR1UQ54UQ1+.WR1UQ54UQ1/1.4	Q2150.0 DO 0 1.1	-QN1.1_Q	L320 Model Shot Pin (RST)
=V1WR1UQ54UQ1+.WR1UQ54UQ1/1.4	Q2150.1 DO 1 1.2	-QN1.2_Q	L320 Model Shot Pin (SET)
=V1WR1UQ54UQ2+.WR1UQ54UQ2/1.4	Q2150.2 DO 2 2.1	-QN2.1_Q	L290 Model Shot Pins (RST)
=V1WR1UQ54UQ2+.WR1UQ54UQ2/1.4	Q2150.3 DO 3 2.2	-QN2.2_Q	L290 Model Shot Pins (SET)

-KF1.22
=V1WR1UQ54UQ3+.WR1UQ54UQ3/1.3
=V1WR1UQ54UQ4+.WR1UQ54UQ4/1.3

FESTO

=V1WR1UQ54UQ3+.WR1UQ54UQ3/1.4	Q2150.4 DO 0 1.1	-QN3.1_Q	Common Clamps 1 (RST)
=V1WR1UQ54UQ3+.WR1UQ54UQ3/1.4	Q2150.5 DO 1 1.2	-QN3.2_Q	Common Clamps 1 (SET)
=V1WR1UQ54UQ4+.WR1UQ54UQ4/1.4	Q2150.6 DO 2 2.1	-QN4.1_Q	Common Clamps 2 (RST)
=V1WR1UQ54UQ4+.WR1UQ54UQ4/1.4	Q2150.7 DO 3 2.2	-QN4.2_Q	Common Clamps 2 (SET)

-KF1.23
=V1WR1UQ54UQ5+.WR1UQ54UQ5/1.3
=V1WR1UQ54UQ6+.WR1UQ54UQ6/1.3

FESTO

=V1WR1UQ54UQ5+.WR1UQ54UQ5/1.4	Q2151.0 DO 0 1.1	-QN5.1_Q	L320 Model Clamp (RST)
=V1WR1UQ54UQ5+.WR1UQ54UQ5/1.4	Q2151.1 DO 1 1.2	-QN5.2_Q	L320 Model Clamp (SET)
=V1WR1UQ54UQ6+.WR1UQ54UQ6/1.4	Q2151.2 DO 2 2.1	-QN6.1_Q	L290 Model Clamp (RST)
=V1WR1UQ54UQ6+.WR1UQ54UQ6/1.4	Q2151.3 DO 3 2.2	-QN6.2_Q	L290 Model Clamp (SET)

-KF1.24
=V1WR1UQ54UQ7+.WR1UQ54UQ7/1.3
=V1WR1UQ54UQ8+.WR1UQ54UQ8/1.3

FESTO

=V1WR1UQ54UQ7+.WR1UQ54UQ7/1.4	Q2151.4 DO 0 1.1	-QN7.1_Q	Common Shot Pins (RST)
=V1WR1UQ54UQ7+.WR1UQ54UQ7/1.4	Q2151.5 DO 1 1.2	-QN7.2_Q	Common Shot Pins (SET)
=V1WR1UQ54UQ8+.WR1UQ54UQ8/1.4	Q2151.6 DO 2 2.1	-QN8.1_Q	Common Clamp 3 (RST)
=V1WR1UQ54UQ8+.WR1UQ54UQ8/1.4	Q2151.7 DO 3 2.2	-QN8.2_Q	Common Clamp 3 (SET)

3

=V1WR1UQ54UQ1+.WR1UQ54UQ1/1

			Date	9/12/2022	Volvo Trucks North America	Valiant TMS	CONNECTING MOD. FOR FESTO DQ	Drawing name: =2V11&EFS-EL	= V1WR1UQ54KF1		
			Ed.	KMAFFRE					+ V1WR1UQ54		
			Appr		P6700 Bodyside Sub - Robot Cell 2V11			Document type: EFS	Project nr: 22-16149	Page	4
Modification	Date	Name	Original		Replacement of / Replaced by	Scale 1:1					804

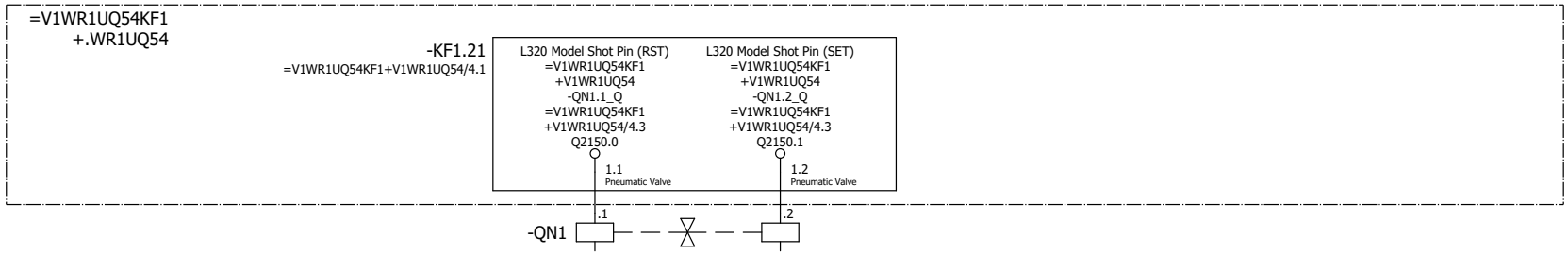

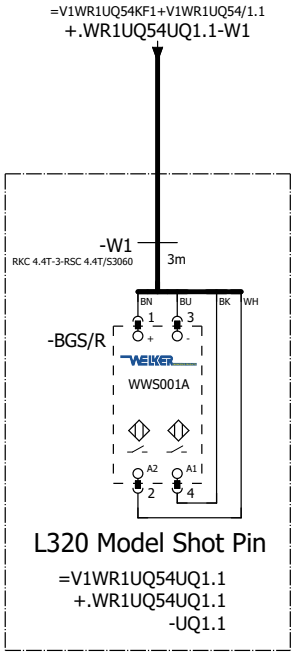

=V1WR1UQ54
-UQ1.1-BGS/R
L320 Model
Shot Pin

=V1WR1UQ54KF1+V1WR1UQ54/4

=V1WR1UQ54UQ2+.WR1UQ54UQ2/1

			Date	9/12/2022	Volvo Trucks North America	Valiant TMS	FESTO DQ CONNECTION QN1	Drawing name: =2V11&EFS-EL	= V1WR1UQ54UQ1		
			Ed.	KMAFFRE					+ V1WR1UQ54UQ1		
			Appr		P6700 Bodyside Sub - Robot Cell 2V11			Document type: EFS	Project nr: 22-16149	Page	1
Modification	Date	Name	Original		Replacement of / Replaced by	Scale 1:1					804

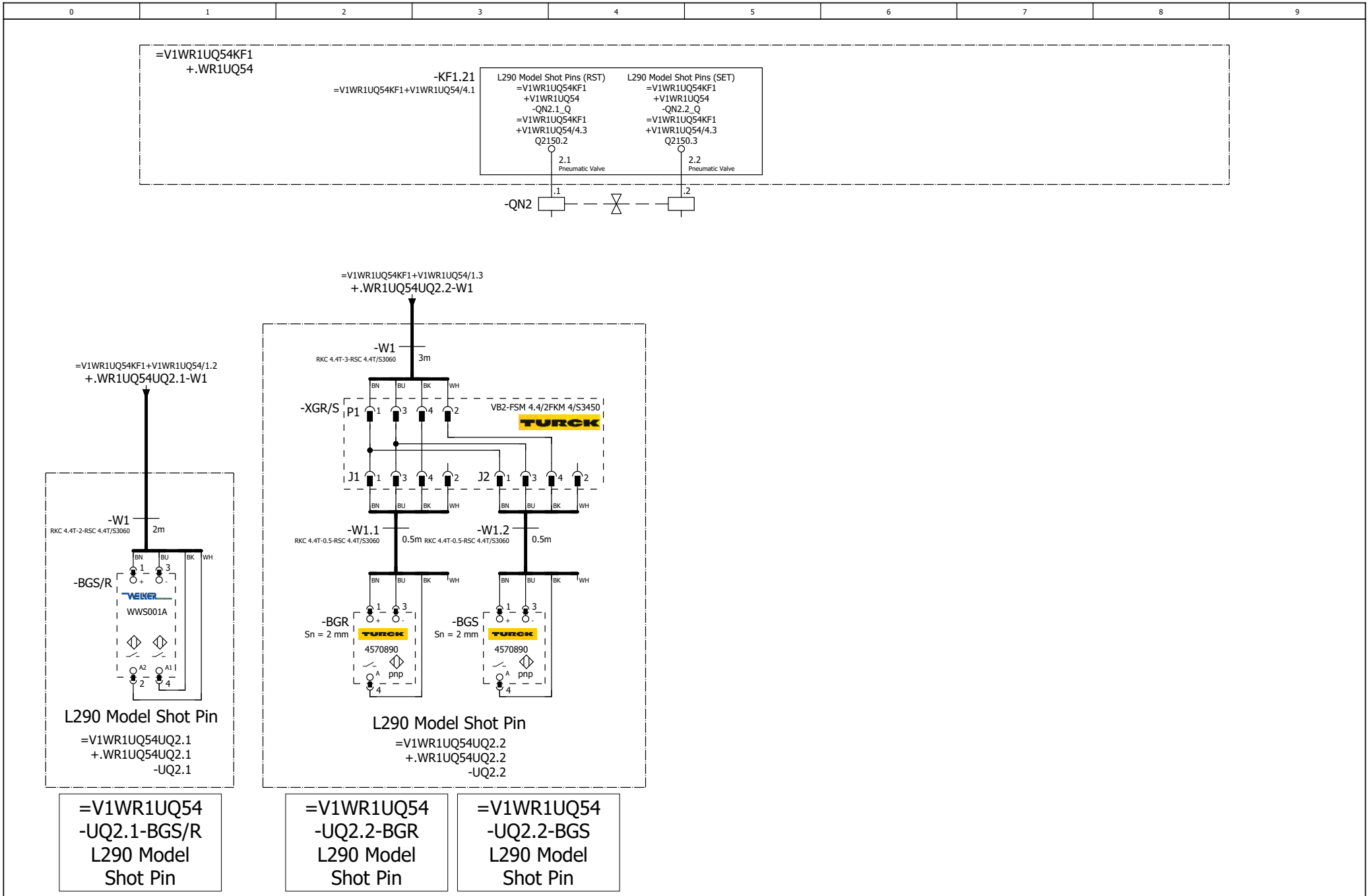

=V1WR1UQ54UQ1+.WR1UQ54UQ1/1

=V1WR1UQ54UQ3+.WR1UQ54UQ3/1

			Date	9/12/2022	Volvo Trucks North America	Valiant TMS	FESTO DQ CONNECTION QN2	Drawing name: =2V11&EFS-EL	= V1WR1UQ54UQ2		
			Ed.	KMAFFRE					+ V1WR1UQ54UQ2		
			Appr		P6700 Bodyside Sub - Robot Cell 2V11			Document type: EFS	Project nr: 22-16149	Page	1
Modification	Date	Name	Original		Replacement of / Replaced by	Scale 1:1					804

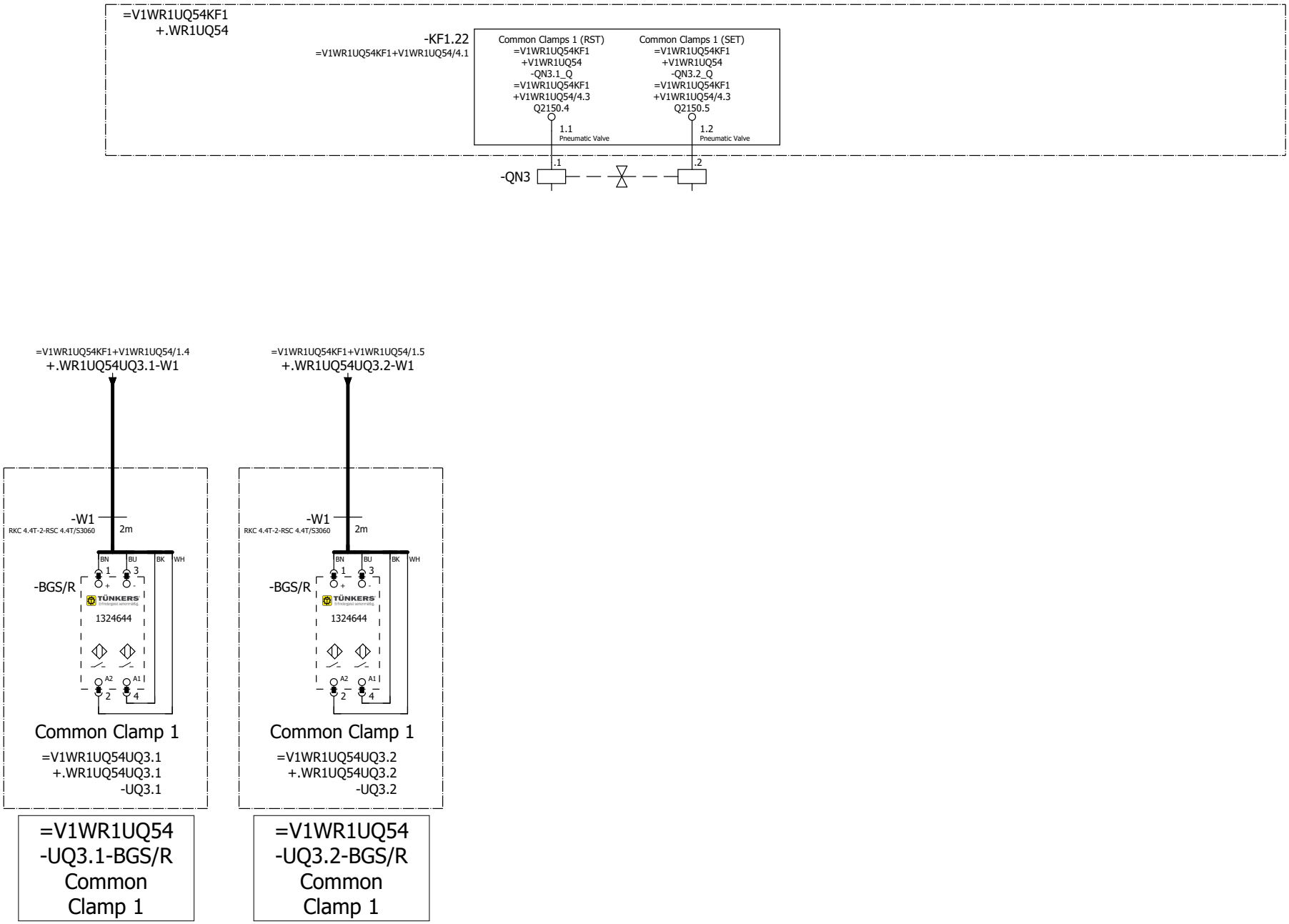

=V1WR1UQ54UQ2+.WR1UQ54UQ2/1

=V1WR1UQ54UQ4+.WR1UQ54UQ4/1

			Date	9/12/2022	Volvo Trucks North America	Valiant TMS	FESTO DQ CONNECTION QN3	Drawing name: =2V11&EFS-EL	= V1WR1UQ54UQ3		
			Ed.	KMAFFRE					+ V1WR1UQ54UQ3		
			Appr		P6700 Bodyside Sub - Robot Cell 2V11			Document type: EFS	Project nr: 22-16149	Page	1
Modification	Date	Name	Original		Replacement of / Replaced by	Scale 1:1					804

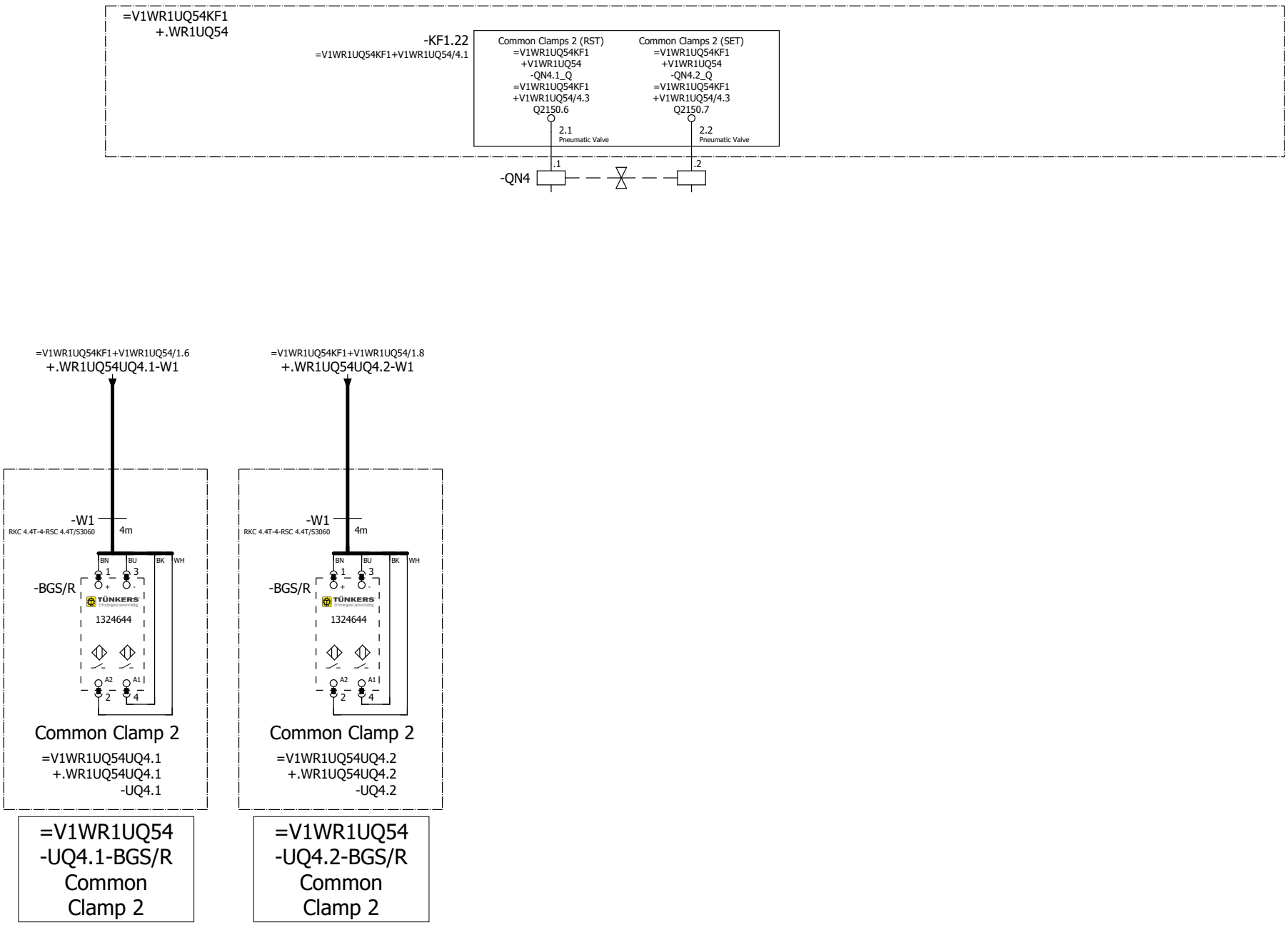

=V1WR1UQ54UQ3+.WR1UQ54UQ3/1

=V1WR1UQ54UQ5+.WR1UQ54UQ5/1

			Date	9/12/2022	Volvo Trucks North America		Valiant TMS	FESTO DQ CONNECTION QN4	Drawing name: =2V11&EFS-EL	= V1WR1UQ54UQ4	
			Ed.	KMAFFRE						+ V1WR1UQ54UQ4	
			Appr		P6700 Bodyside Sub - Robot Cell 2V11				Document type: EFS	Project nr: 22-16149	Page 1
Modification	Date	Name	Original		Replacement of	Replaced by	Scale 1:1				804

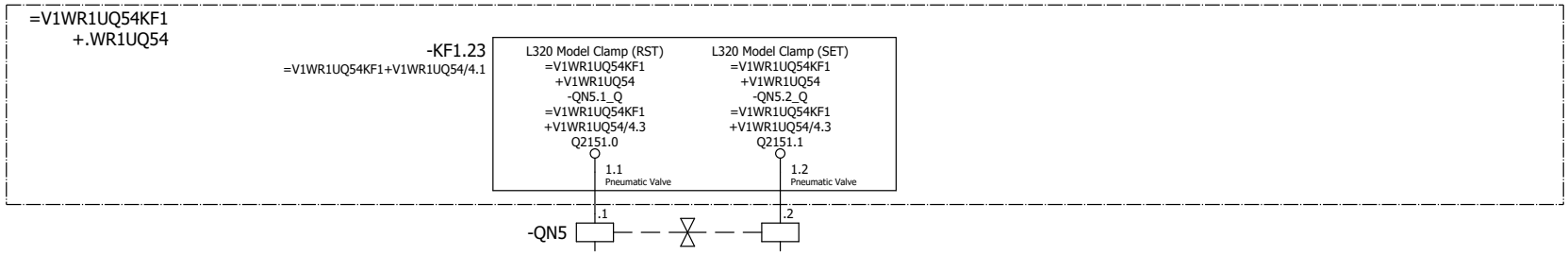

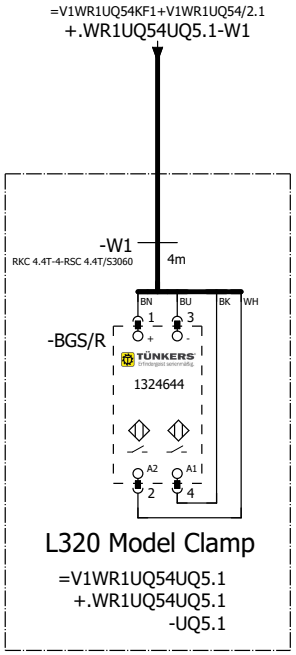

=V1WR1UQ54
-UQ5.1-BGS/R
L320 Model
Clamp

=V1WR1UQ54UQ4+.WR1UQ54UQ4/1

=V1WR1UQ54UQ6+.WR1UQ54UQ6/1

			Date	9/12/2022	Volvo Trucks North America		Valiant TMS	FESTO DQ CONNECTION QN5	Drawing name: =2V11&EFS-EL	= V1WR1UQ54UQ5	
			Ed.	KMAFFRE						+ V1WR1UQ54UQ5	
			Appr		P6700 Bodyside Sub - Robot Cell 2V11				Document type: EFS	Project nr: 22-16149	Page 1
Modification	Date	Name	Original		Replacement of	Replaced by	Scale 1:1				804

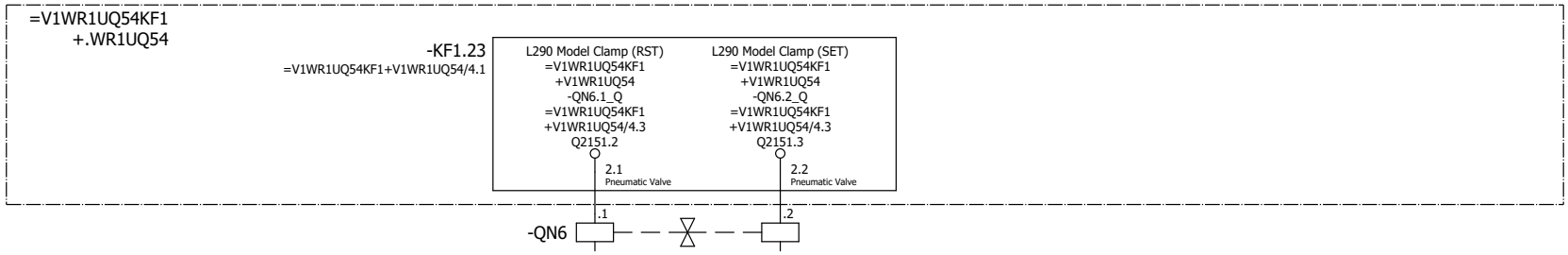

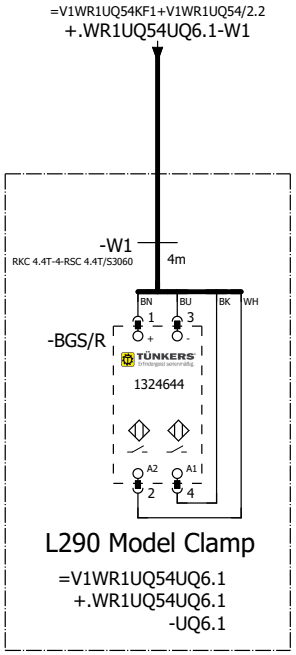

=V1WR1UQ54
-UQ6.1-BGS/R
L290 Model
Clamp

=V1WR1UQ54UQ5+.WR1UQ54UQ5/1

=V1WR1UQ54UQ7+.WR1UQ54UQ7/1

			Date	9/12/2022	Volvo Trucks North America		Valiant TMS	FESTO DQ CONNECTION QN6	Drawing name: =2V11&EFS-EL	= V1WR1UQ54UQ6	
			Ed.	KMAFFRE						+ V1WR1UQ54UQ6	
			Appr		P6700 Bodyside Sub - Robot Cell 2V11				Document type: EFS	Project nr: 22-16149	Page 1
Modification	Date	Name	Original		Replacement of	Replaced by	Scale 1:1				804

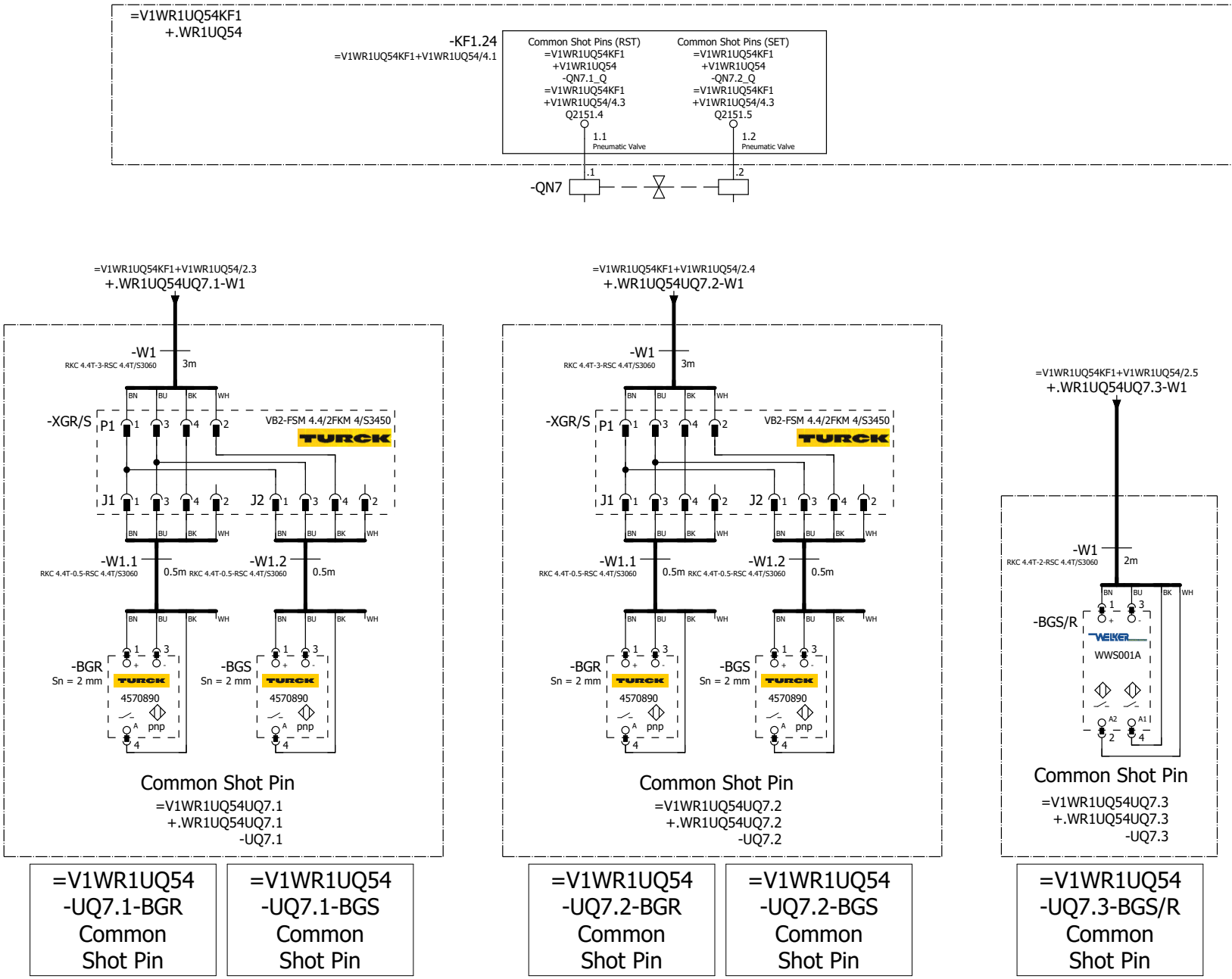

			Date	9/12/2022	Volvo Trucks North America	Valiant TMS	FESTO DQ CONNECTION QN7	Drawing name: =2V11&EFS-EL	= V1WR1UQ54UQ7		
			Ed.	KMAFFRE					+ V1WR1UQ54UQ7		
			Appr		P6700 Bodyside Sub - Robot Cell 2V11			Document type: EFS	Project nr: 22-16149	Page	1
Modification	Date	Name	Original		Replacement of / Replaced by	Scale 1:1					804

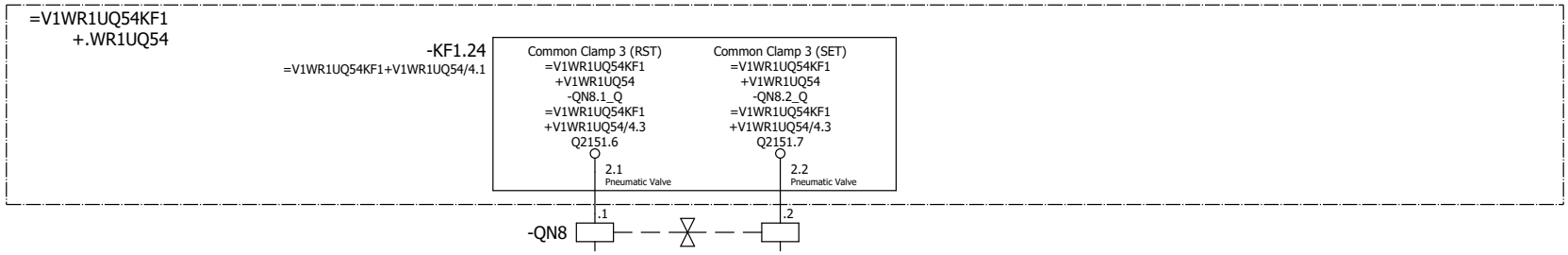

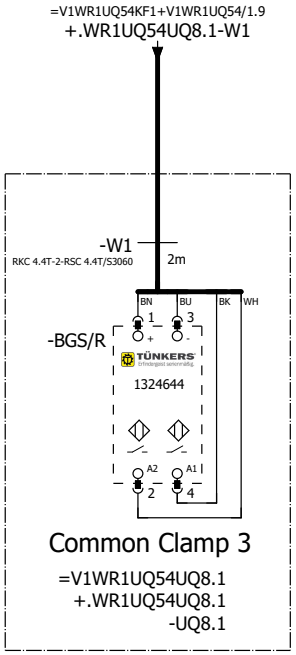

=V1WR1UQ54
-UQ8.1-BGS/R
Common
Clamp 3

=V1WR1UQ54UQ7+.WR1UQ54UQ7/1

=V1WR1UQ54WC4+V1WR1UQ54/1

			Date	9/12/2022	Volvo Trucks North America	Valiant TMS	FESTO DQ CONNECTION QN8	Drawing name: =2V11&EFS-EL	= V1WR1UQ54UQ8		
			Ed.	KMAFFRE					+ V1WR1UQ54UQ8		
			Appr		P6700 Bodyside Sub - Robot Cell 2V11			Document type: EFS	Project nr: 22-16149	Page	1
Modification	Date	Name	Original		Replacement of / Replaced by	Scale 1:1					804

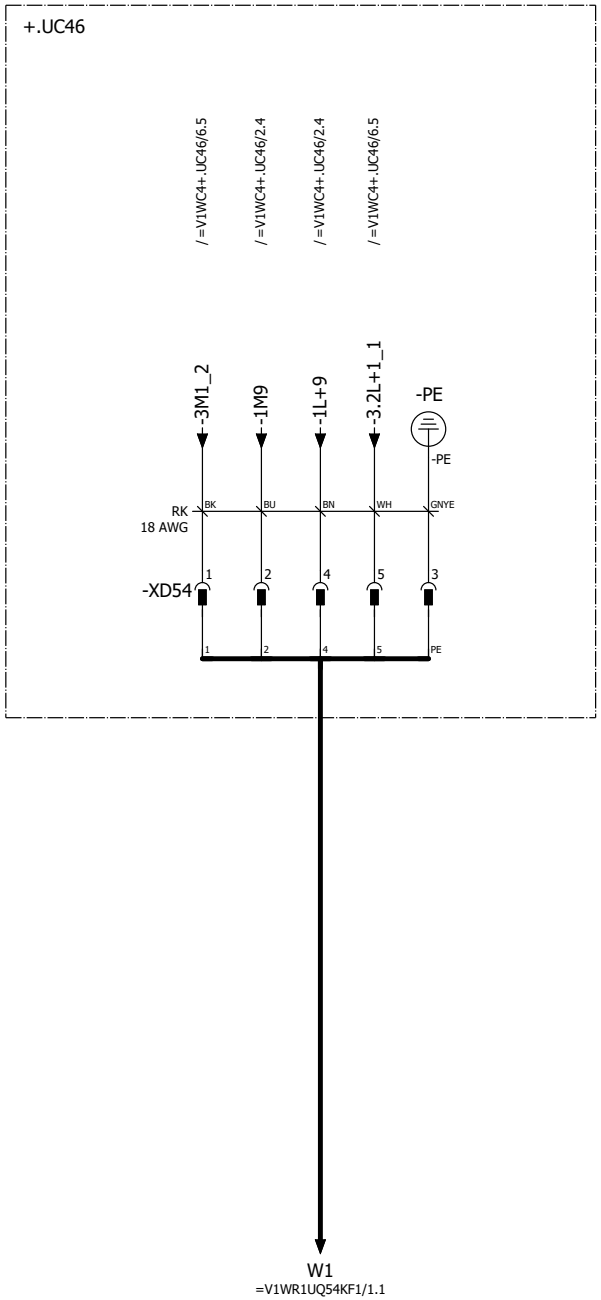

POWER IN / POWER OUT

Pin 1: 0 V UA
Pin 2: 0 V US
Pin 3: FE
Pin 4: +24 V US / 9 A
Pin 5: +24 V UA / 9 A

Pin #	WIRE	COLOR
Pin 1	3M1_2	BK
Pin 2	1M9	BU
Pin 3	PE	GNYE
Pin 4	1L+9	BN
Pin 5	3.2L+1_1	WH

=V1WR1UQ54UQ8+.WR1UQ54UQ8/1

=V1WR1WC1+.WR1UC01/1

			Date	9/6/2022	Volvo Trucks North America		Valiant TMS	24VDC	Drawing name: =2V11&EFS-EL	= V1WR1UQ54WC4	
			Ed.	MKLEPADLO						+ V1WR1UQ54	
			Appr		P6700 Bodyside Sub - Robot Cell 2V11				Document type: EFS	Project nr: 22-16149	Page 1
Modification	Date	Name	Original		Replacement of	Replaced by	Scale 1:1				804

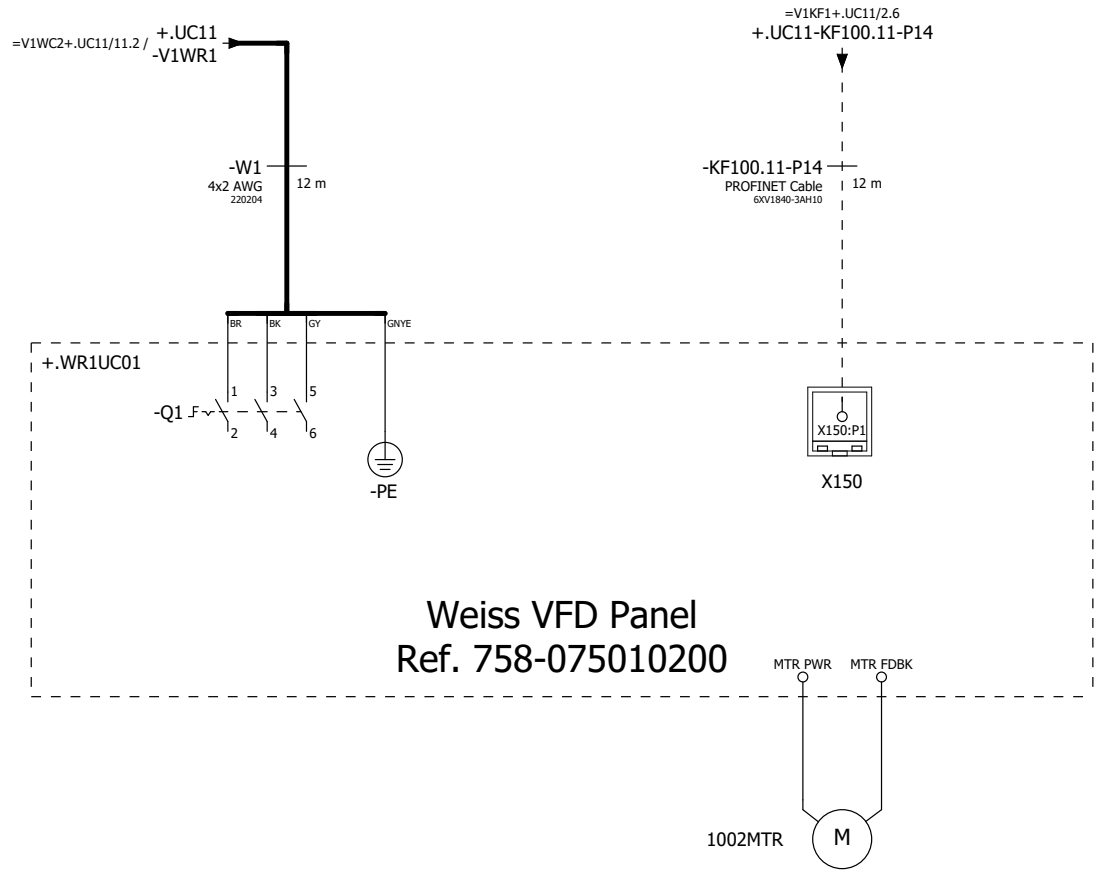

=V1WR1UQ54WC4+.WR1UQ54/1

&ELU+/10

			Date	9/6/2022	Volvo Trucks North America		Valiant TMS	Incoming power & profinet	Drawing name: =2V11&EFS-EL	= V1WR1WC1	
			Ed.	MKLEPADLO						+ V1WR1UC01	
			Appr		P6700 Bodyside Sub - Robot Cell 2V11				Document type: EFS	Project nr: 22-16149	Page 1
Modification	Date	Name	Original		Replacement of	Replaced by	Scale 1:1				804

Enclosure legend

F18_001-VLU

Item number	Device tag	Type number	Part number	Manufacturer	Function text
2	=KF0WC3 FC1	SU201M-C10	ABB.2CDS271337R0104	ABB	
3	=KF0WC3 FC1	S2C-H6RU	ABB.2CDS200914R0001	ABB	
4	=KF0WC3 FC2	SU201M-C10	ABB.2CDS271337R0104	ABB	
5	=KF0WC3 FC2	S2C-H6RU	ABB.2CDS200914R0001	ABB	
6	=KF0WC4 FC11	6EP1961-2BA41	SIE.6EP1961-2BA41	SIE	

Enclosure legend

F18_001-VLU

Item number	Device tag	Type number	Part number	Manufacturer	Function text
7	=KF0WC4 GA1	6EP4134-3AB00-2AY0	SIE.6EP4134-3AB00-2AY0	SIE	SITOP UPS 1600 Power supply

			Date	9/6/2022	Volvo Trucks North America	Valiant TMS	Enclosure legend : =KF0WC4+UC31-GA1 - =KF0WC4+UC31-GA1	Drawing name:	=		
			Ed.	KMAFFRE					+		
			Appr		P6700 Bodyside Sub - Robot Cell 2V11			Document type: ELU	Project nr: 22-16149	Page	10.a
Modification	Date	Name	Original		Replacement of / Replaced by	Scale 1:1					804

Enclosure legend

F18_001-VLU

Item number	Device tag	Type number	Part number	Manufacturer	Function text
8	=KF0WC4 GB1	6EP4134-0GB00-0AY0	SIE.6EP4134-0GB00-0AY0	SIE	SITOP UPS 1100 Battery module
9	=KF0WC4 TA1	6EP3336-7SB00-3AX0	SIE.6EP3336-7SB00-3AX0	SIE	

10.a

10.c

			Date	9/6/2022	Volvo Trucks North America		Valiant TMS	Enclosure legend : =KF0WC4+UC31-GB1 - =KF0WC4+UC31-TA1	Drawing name:	=	
			Ed.	KMAFFRE						+	
			Appr		P6700 Bodyside Sub - Robot Cell 2V11				Document type: ELU	Project nr: 22-16149	Page 10.b
Modification	Date	Name	Original		Replacement of	Replaced by	Scale 1:1				804

Enclosure legend

F18_001-VLU

Item number	Device tag	Type number	Part number	Manufacturer	Function text
10	=KF0KF1 KF1.31	6ES7515-2FM02-0AB0	SIE.6ES7515-2FM02-0AB0	SIE	
11	=KF0KF1 KF1.31	6ES7590-1AB60-0AA0	SIE.6ES7590-1AB60-0AA0	SIE	
12	=KF0KF1 KF31	6ES7155-6AA01-0BN0	SIE.6ES7155-6AA01-0BN0	SIE	

Enclosure legend

F18_001-VLU

Item number	Device tag	Type number	Part number	Manufacturer	Function text
13	=KF0KF1 KF31.11	6ES7193-6BP00-0DA0	SIE.6ES7193-6BP00-0DA0	SIE	

10.c

10.e

			Date	9/6/2022	Volvo Trucks North America		Valiant TMS	Enclosure legend : =KF0KF1+UC31-KF31.11 - =KF0KF1+UC31-KF31.11	Drawing name:	=	
			Ed.	KMAFFRE						+	
			Appr		P6700 Bodyside Sub - Robot Cell 2V11				Document type: ELU	Project nr: 22-16149	Page 10.d
Modification	Date	Name	Original		Replacement of	Replaced by	Scale 1:1				804

Enclosure legend

F18_001-VLU

Item number	Device tag	Type number	Part number	Manufacturer	Function text
14	=KF0KF1 KF31.11	6ES7131-6BH01-0BA0	SIE.6ES7131-6BH01-0BA0	SIE	

10.d

10.f

			Date	9/6/2022	Volvo Trucks North America		Valiant TMS	Enclosure legend : =KF0KF1+UC31-KF31.11 - =KF0KF1+UC31-KF31.11	Drawing name:	=	
			Ed.	KMAFFRE						+	
			Appr		P6700 Bodyside Sub - Robot Cell 2V11				Document type: ELU	Project nr: 22-16149	Page 10.e
Modification	Date	Name	Original		Replacement of	Replaced by	Scale 1:1				804

Enclosure legend

F18_001-VLU

Item number	Device tag	Type number	Part number	Manufacturer	Function text
15	=KF0KF1 KF31.21	6ES7193-6BP00-0DA0	SIE.6ES7193-6BP00-0DA0	SIE	

10.e

10.g

			Date	9/6/2022	Volvo Trucks North America		Valiant TMS	Enclosure legend : =KF0KF1+UC31-KF31.21 - =KF0KF1+UC31-KF31.21	Drawing name:	=	
			Ed.	KMAFFRE						+	
			Appr		P6700 Bodyside Sub - Robot Cell 2V11				Document type: ELU	Project nr: 22-16149	Page 10.f
Modification	Date	Name	Original		Replacement of	Replaced by	Scale 1:1				804

Enclosure legend

F18_001-VLU

Item number	Device tag	Type number	Part number	Manufacturer	Function text
16	=KF0KF1 KF31.21	6ES7132-6BH01-0BA0	SIE.6ES7132-6BH01-0BA0	SIE	

10.f

10.h

			Date	9/6/2022	Volvo Trucks North America		Valiant TMS	Enclosure legend : =KF0KF1+UC31-KF31.21 - =KF0KF1+UC31-KF31.21	Drawing name:	=	
			Ed.	KMAFFRE						+	
			Appr		P6700 Bodyside Sub - Robot Cell 2V11				Document type: ELU	Project nr: 22-16149	Page 10.g
Modification	Date	Name	Original		Replacement of	Replaced by	Scale 1:1				804

Enclosure legend

F18_001-VLU

Item number	Device tag	Type number	Part number	Manufacturer	Function text
17	=KF0KF1 KF31.31	6ES7193-6BP00-0DA0	SIE.6ES7193-6BP00-0DA0	SIE	

10.g

10.i

			Date	9/6/2022	Volvo Trucks North America		Valiant TMS	Enclosure legend : =KF0KF1+UC31-KF31.31 - =KF0KF1+UC31-KF31.31	Drawing name:	=	
			Ed.	KMAFFRE						+	
			Appr		P6700 Bodyside Sub - Robot Cell 2V11		Scale 1:1		Document type: ELU	Project nr: 22-16149	Page 10.h
Modification	Date	Name	Original		Replacement of	Replaced by					804

Enclosure legend

F18_001-VLU

Item number	Device tag	Type number	Part number	Manufacturer	Function text
18	=KF0KF1 KF31.31	6ES7136-6BA01-0CA0	SIE.6ES7136-6BA01-0CA0	SIE	
21	=KF0KF1 KF99.31	6GK5615-0AA00-2AA2	SIE.6GK5615-0AA00-2AA2	SIE	Cell interface
22	=KF0KF1 KF100.31	6GK5216-0BA00-2AC2	SIE.6GK5216-0BA00-2AC2	SIE	Switch

Enclosure legend

F18_001-VLU

Item number	Device tag	Type number	Part number	Manufacturer	Function text
23	=KF0WC3 XD1				
24	=KF0WC4 XD11				
25	=KF0WC4 XD12				
26	=KF0WC4 XD13				
27	=KF0WC4 XD14				
28	=KF0WC3 XD2				

Enclosure legend

F18_001-VLU

Item number	Device tag	Type number	Part number	Manufacturer	Function text
30	=KF0KF1 KF100.31-P6	RJ45S FKSDED 423-1M	TUR.RJ45S FKSDED 423-1M	TURCK	
31	=KF0KF1 KF100.31-P7	RJ45S FKSDED 423-1M	TUR.RJ45S FKSDED 423-1M	TURCK	
32	=KF0KF1 KF100.31-P8	RJ45S FKSDED 423-1M	TUR.RJ45S FKSDED 423-1M	TURCK	
33	=KF0KF1 KF100.31-P9	RJ45S FKSDED 423-1M	TUR.RJ45S FKSDED 423-1M	TURCK	
34	=KF0KF1 KF100.31-P10	RJ45S FKSDED 423-1M	TUR.RJ45S FKSDED 423-1M	TURCK	
35	=KF0KF1 KF100.31-P11	RJ45S FKSDED 423-1M	TUR.RJ45S FKSDED 423-1M	TURCK	
36	=KF0KF1 KF100.31-P12	RJ45S FKSDED 423-1M	TUR.RJ45S FKSDED 423-1M	TURCK	
37	=KF0KF1 KF100.31-P13	RJ45S FKSDED 423-1M	TUR.RJ45S FKSDED 423-1M	TURCK	
38	=KF0KF1 KF100.31-P14	RJ45S FKSDED 423-1M	TUR.RJ45S FKSDED 423-1M	TURCK	
39	=KF0KF1 KF100.31-P15	RJ45S FKSDED 423-1M	TUR.RJ45S FKSDED 423-1M	TURCK	
40	=KF0KF1 KF100.31-P16	RJ45S FKSDED 423-1M	TUR.RJ45S FKSDED 423-1M	TURCK	

Enclosure legend

F18_001-VLU

Item number	Device tag	Type number	Part number	Manufacturer	Function text
1	=KF0 UC31	PC.5386050	RIT.5386050	RIT	
2	=KF0PZ1 PF1	8WD4420-0EA2	SIE.8WD4420-0EA2	SIE	Indication column
3	=KF0PZ1 PF1	8WD4420-5AB	SIE.8WD4420-5AB	SIE	=
4	=KF0PZ1 PF1	8WD4420-5AC	SIE.8WD4420-5AC	SIE	=
5	=KF0PZ1 PF1	8WD4408-0AA	SIE.8WD4408-0AA	SIE	=
6	=KF0PZ1 PF1	8WD4308-0DA	SIE.8WD4308-0DA	SIE	=

Enclosure legend

F18_001-VLU

Item number	Device tag	Type number	Part number	Manufacturer	Function text
1	=KF0FQ0 SF1	CE4T-10R-02	ABB.1SFA619550R1051	ABB	Emergency Stop
3	=KF0SF1 SF5	CP1-10G-20	ABB.1SFA619100R1022	ABB	Work PB
4	=KF0SF1 SF6	CP1-10Y-20	ABB.1SFA619100R1023	ABB	Home PB

Enclosure legend

F18_001-VLU

Item number	Device tag	Type number	Part number	Manufacturer	Function text
1	=KF0SF1 SF1/PF1	CP1-11R-10	ABB.1SFA619100R1111	ABB	Emergency stop tripped/reset PBLT
2	=KF0SF1 SF2	CP1-10B-20	ABB.1SFA619100R1026	ABB	Enable power PB
3	=KF0SF1 SF3/PF3	CP1-11C-10	ABB.1SFA619100R1118	ABB	Start auto PBLT
4	=KF0SF1 SF4	C2SS1-10B-10	ABB.1SFA619200R1016	ABB	Man/Auto Sel Sw.

Enclosure legend

F18_001-VLU

Item number	Device tag	Type number	Part number	Manufacturer	Function text
1	=V1KF1 UC01	AX.1050000	RIT.1050000	RIT	

Enclosure legend

F18_001-VLU

Item number	Device tag	Type number	Part number	Manufacturer	Function text
2	=V1WC3 XD1	RSF 36-1M W/LN	TUR.RSF 36-1M W/LN	TURCK	
3	=V1WC4 XD51	MGB-L2B-PNA-R-121859	EUC.MGB-L2B-PNA-R-121859	EUCHNER	
4	=V1WC4 XD52	RKF 50-1M/NPT	TUR.RKF 50-1M/NPT	TURCK	
5	=V1WC4 XD53	RKF 50-1M/NPT	TUR.RKF 50-1M/NPT	TURCK	
6	=V1WC4 XD54	RKF 50-1M/NPT	TUR.RKF 50-1M/NPT	TURCK	
7	=V1KF1 KF100.46-P1	RJ45S FKSDED 423-1M	TUR.RJ45S FKSDED 423-1M	TURCK	
8	=V1KF1 KF100.46-P3	RJ45S FKSDED 423-1M	TUR.RJ45S FKSDED 423-1M	TURCK	
9	=V1KF1 KF100.46-P4	RJ45S FKSDED 423-1M	TUR.RJ45S FKSDED 423-1M	TURCK	
10	=V1KF1 KF100.46-P5	RJ45S FKSDED 423-1M	TUR.RJ45S FKSDED 423-1M	TURCK	
11	=V1KF1 KF100.46-P6	RJ45S FKSDED 423-1M	TUR.RJ45S FKSDED 423-1M	TURCK	

Enclosure legend

F18_001-VLU

Item number	Device tag	Type number	Part number	Manufacturer	Function text
11	=V1PZ1PF1 XD11				

15.a

17

			Date	9/6/2022	Volvo Trucks North America	Valiant TMS	Enclosure legend : =V1PZ1PF1+V1UC61-XD11 - =V1PZ1PF1+V1UC61-XD11	Drawing name:	=		
			Ed.	KMAFFRE					+		
			Appr		P6700 Bodyside Sub - Robot Cell 2V11			Document type: ELU	Project nr: 22-16149	Page	16
Modification	Date	Name	Original		Replacement of / Replaced by	Scale 1:1					804

Enclosure legend

F18_001-VLU

Item number	Device tag	Type number	Part number	Manufacturer	Function text
1	=V1PZ1PF1 UC01	KX.1574000	RIT.1574000	RIT	
3	=V1PZ1PF1 PF1	8WD4420-0EA2	SIE.8WD4420-0EA2	SIE	Indication column
4	=V1PZ1PF1 PF1	8WD4420-5AB	SIE.8WD4420-5AB	SIE	=
5	=V1PZ1PF1 PF1	8WD4420-5AD	SIE.8WD4420-5AD	SIE	=
6	=V1PZ1PF1 PF1	8WD4420-5AC	SIE.8WD4420-5AC	SIE	=
7	=V1PZ1PF1 PF1	8WD4420-5AF	SIE.8WD4420-5AF	SIE	=
8	=V1PZ1PF1 PF1	8WD4408-0AA	SIE.8WD4408-0AA	SIE	=
9	=V1PZ1PF1 PF1	8WD4308-0DA	SIE.8WD4308-0DA	SIE	=

Enclosure legend

F18_001-VLU

Item number	Device tag	Type number	Part number	Manufacturer	Function text
10	=V1PZ1PF1 XD1	RSF 106-2M/14.5/NPT/CS16486	TUR.RSF 106-2M/14.5/NPT/CS16486	TURCK	

Enclosure legend

F18_001-VLU

Item number	Device tag	Type number	Part number	Manufacturer	Function text
11	=V1PZ1PF2 XD11				

17.a

19

			Date	9/6/2022	Volvo Trucks North America	Valiant TMS	Enclosure legend : =V1PZ1PF2+V1UC62-XD11 - =V1PZ1PF2+V1UC62-XD11	Drawing name:	=		
			Ed.	KMAFFRE					+		
			Appr		P6700 Bodyside Sub - Robot Cell 2V11			Document type: ELU	Project nr: 22-16149	Page	18
Modification	Date	Name	Original		Replacement of / Replaced by	Scale 1:1					804

Enclosure legend

F18_001-VLU

Item number	Device tag	Type number	Part number	Manufacturer	Function text
1	=V1PZ1PF2 UC01	KX.1574000	RIT.1574000	RIT	
3	=V1PZ1PF2 PF1	8WD4420-0EA2	SIE.8WD4420-0EA2	SIE	Indication column
4	=V1PZ1PF2 PF1	8WD4420-5AB	SIE.8WD4420-5AB	SIE	=
5	=V1PZ1PF2 PF1	8WD4420-5AD	SIE.8WD4420-5AD	SIE	=
6	=V1PZ1PF2 PF1	8WD4420-5AC	SIE.8WD4420-5AC	SIE	=
7	=V1PZ1PF2 PF1	8WD4420-5AF	SIE.8WD4420-5AF	SIE	=
8	=V1PZ1PF2 PF1	8WD4408-0AA	SIE.8WD4408-0AA	SIE	=
9	=V1PZ1PF2 PF1	8WD4308-0DA	SIE.8WD4308-0DA	SIE	=

Enclosure legend

F18_001-VLU

Item number	Device tag	Type number	Part number	Manufacturer	Function text
10	=V1PZ1PF2 XD1	RSF 106-2M/14.5/NPT/CS16486	TUR.RSF 106-2M/14.5/NPT/CS16486	TURCK	

Enclosure legend

F18_001-VLU

Item number	Device tag	Type number	Part number	Manufacturer	Function text
1	=V1SF0PG1 UC01	AX.6315150	RIT.6315150	RIT	
2	=V1SF0PG1 PG1	6AV2124-0GC01-0AX0	SIE.6AV2124-0GC01-0AX0	SIE	

19.a

20.a

			Date	9/6/2022	Volvo Trucks North America		Valiant TMS	Enclosure legend : =V1SF0PG1+V1UC51-UC01 - =V1SF0PG1+V1UC51-PG1	Drawing name:	=	
			Ed.	KMAFFRE						+	
			Appr		P6700 Bodyside Sub - Robot Cell 2V11				Document type: ELU	Project nr: 22-16149	Page 20
Modification	Date	Name	Original		Replacement of	Replaced by	Scale 1:1				804

Enclosure legend

F18_001-VLU

Item number	Device tag	Type number	Part number	Manufacturer	Function text
7	=V1SF0PG1 XD1	RSF 50-1M/NPT	TUR.RSF 50-1M/NPT	TURCK	
8	=V1SF0PG1 PNET1	RJ45S FKSDED 423-0.5M	TUR.RJ45S FKSDED 423-0.5M	TURCK	

			Date	9/6/2022	Volvo Trucks North America	Valiant TMS	Enclosure legend : =V1SF0PG1+V1UC51-XD1 - =V1SF0PG1+V1UC51-PNET1	Drawing name:	=		
			Ed.	KMAFFRE					+		
			Appr		P6700 Bodyside Sub - Robot Cell 2V11	Scale 1:1		Document type: ELU	Project nr: 22-16149	Page	20.a
Modification	Date	Name	Original		Replacement of / Replaced by						804

Enclosure legend

F18_001-VLU

Item number	Device tag	Type number	Part number	Manufacturer	Function text
1	=V1SF0PG2 UC01	AX.6315150	RIT.6315150	RIT	
2	=V1SF0PG2 PG1	6AV2124-0GC01-0AX0	SIE.6AV2124-0GC01-0AX0	SIE	

20.a

21.a

			Date	9/6/2022	Volvo Trucks North America		Valiant TMS	Enclosure legend : =V1SF0PG2+V1UC52-UC01 - =V1SF0PG2+V1UC52-PG1	Drawing name:	=	
			Ed.	KMAFFRE						+	
			Appr		P6700 Bodyside Sub - Robot Cell 2V11				Document type: ELU	Project nr: 22-16149	Page 21
Modification	Date	Name	Original		Replacement of	Replaced by	Scale 1:1				804

Enclosure legend

F18_001-VLU

Item number	Device tag	Type number	Part number	Manufacturer	Function text
7	=V1SF0PG1 XD1	RSF 50-1M/NPT	TUR.RSF 50-1M/NPT	TURCK	
8	=V1SF0PG2 PNET1	RJ45S FKSDED 423-0.5M	TUR.RJ45S FKSDED 423-0.5M	TURCK	

Enclosure legend

F18_001-VLU

Item number	Device tag	Type number	Part number	Manufacturer	Function text
2	=V1WC3 FC1	SU201M-C10	ABB.2CDS271337R0104	ABB	
3	=V1WC3 FC1	S2C-H6RU	ABB.2CDS200914R0001	ABB	
4	=V1WC4 TA1	6EP3336-7SB00-3AX0	SIE.6EP3336-7SB00-3AX0	SIE	
5	=V1WC4 FC11	6EP1961-2BA41	SIE.6EP1961-2BA41	SIE	
6	=V1WC4 XD11				
7	=V1WC4 XD51.1				
8	=V1WC4 XD52.1				
9	=V1WC4 XD53.1				
10	=V1WC4 XD54.1				
11	=V1WC4 XD14				

Enclosure legend

F18_001-VLU

Item number	Device tag	Type number	Part number	Manufacturer	Function text
12	=V1KF1 KF100.46	6GK5208-0BA00-2AC2	SIE.6GK5208-0BA00-2AC2	SIE	Switch

Enclosure legend

F18_001-VLU

Item number	Device tag	Type number	Part number	Manufacturer	Function text
13	=V1KF1 KF46	6ES7155-6AA01-0BN0	SIE.6ES7155-6AA01-0BN0	SIE	

22.a

22.c

			Date	8/26/2022	Volvo Trucks North America	Valiant TMS	Enclosure legend : =V1KF1+V1UC46-KF46 - =V1KF1+V1UC46-KF46	Drawing name:	=		
			Ed.	MKLEPADLO					+		
			Appr		P6700 Bodyside Sub - Robot Cell 2V11	Scale 1:1		Document type: ELU	Project nr: 22-16149	Page	22.b
Modification	Date	Name	Original		Replacement of / Replaced by						804

Enclosure legend

F18_001-VLU

Item number	Device tag	Type number	Part number	Manufacturer	Function text
14	=V1KF1 KF46.11	6ES7131-6BH01-0BA0	SIE.6ES7131-6BH01-0BA0	SIE	

22.b

22.d

			Date	8/26/2022	Volvo Trucks North America	Valiant TMS	Enclosure legend : =V1KF1+V1UC46-KF46.11 - =V1KF1+V1UC46-KF46.11	Drawing name:	=		
			Ed.	MKLEPADLO					+		
			Appr		P6700 Bodyside Sub - Robot Cell 2V11			Document type: ELU	Project nr: 22-16149	Page	22.c
Modification	Date	Name	Original		Replacement of / Replaced by	Scale 1:1					804

Enclosure legend

F18_001-VLU

Item number	Device tag	Type number	Part number	Manufacturer	Function text
15	=V1KF1 KF46.11	6ES7193-6BP00-0DA0	SIE.6ES7193-6BP00-0DA0	SIE	
16	=V1KF1 KF46.41	6ES7136-6DB00-0CA0	SIE.6ES7136-6DB00-0CA0	SIE	
17	=V1KF1 KF46.41	6ES7193-6BP00-0DA0	SIE.6ES7193-6BP00-0DA0	SIE	
18	=V1KF1 KF46.51	6ES7136-6RA00-0BF0	SIE.6ES7136-6RA00-0BF0	SIE	
19	=V1KF1 KF46.51	6ES7193-6BP20-0BF0	SIE.6ES7193-6BP20-0BF0	SIE	
20	=V1KF1 KF46.52	6ES7136-6RA00-0BF0	SIE.6ES7136-6RA00-0BF0	SIE	
21	=V1KF1 KF46.52	6ES7193-6BP20-0BF0	SIE.6ES7193-6BP20-0BF0	SIE	
22	=V1KF1 KF46.53	6ES7136-6RA00-0BF0	SIE.6ES7136-6RA00-0BF0	SIE	
23	=V1KF1 KF46.53	6ES7193-6BP20-0BF0	SIE.6ES7193-6BP20-0BF0	SIE	
24	=V1KF1 KF46.54	6ES7136-6RA00-0BF0	SIE.6ES7136-6RA00-0BF0	SIE	
25	=V1KF1 KF46.54	6ES7193-6BP20-0BF0	SIE.6ES7193-6BP20-0BF0	SIE	

0	1	2	3	4	5	6	7	8	9

-UC31

+/22.d

2

			Date	9/6/2022	Volvo Trucks North America		Valiant TMS	LAYOUT UC31 MOP	Drawing name: =2V11&EFS-EL	= KF0	
			Ed.	MKLEPADLO						+ UC31	
			Appr		P6700 Bodyside Sub - Robot Cell 2V11				Document type: ELU	Project nr: 22-16149	Page 1
Modification	Date	Name	Original		Replacement of	Replaced by	Scale 1:1				804

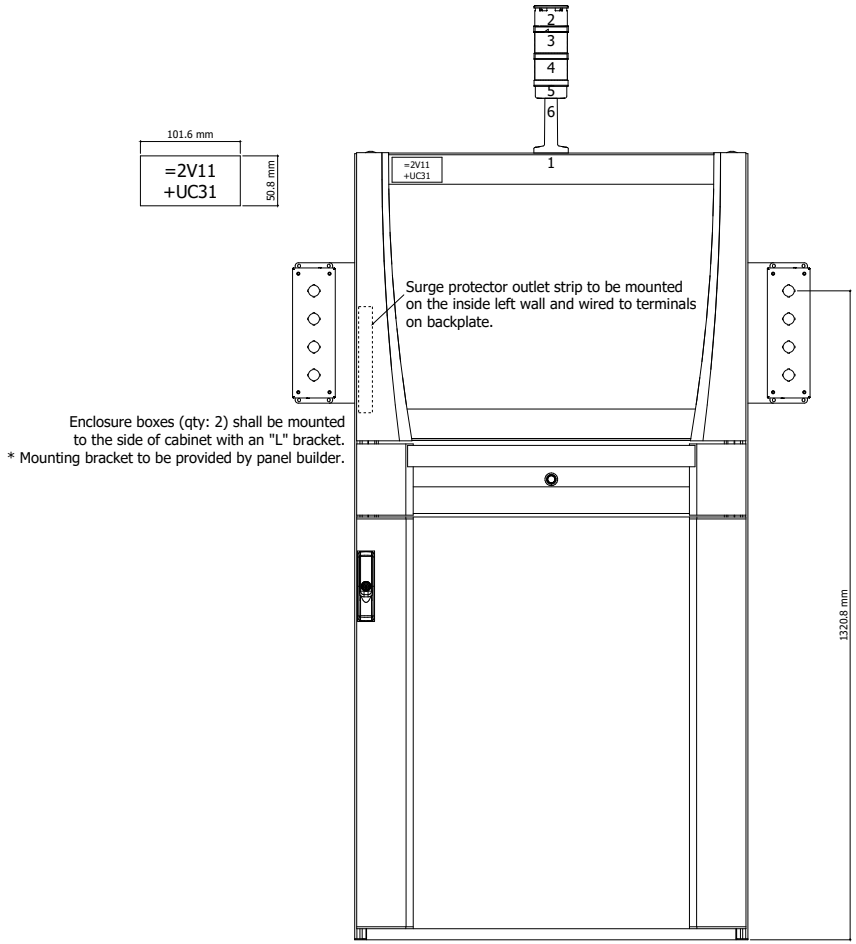

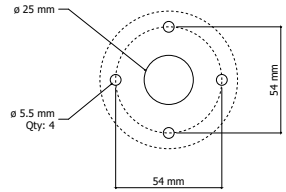

DETAIL 'B'
ABB Stack light
K70 series

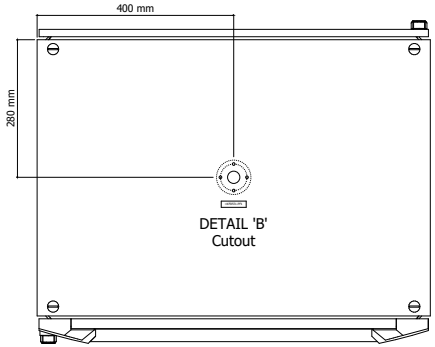

DETAIL 'B'
Cutout

Top View
of Enclosure

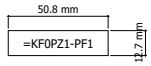

Enclosure panel shall be finished in RAL 7035 Light Grey paint.

1 3

			Date	9/4/2022	Volvo Trucks North America	Valiant TMS	LAYOUT UC31 MOP EXTERNAL VIEW	Drawing name: =2V11&EFS-EL		= KF0	
			Ed.	MKLEPADLO						+ UC31	
			Appr		P6700 Bodyside Sub - Robot Cell 2V11			Document type: ELU	Project nr: 22-16149		Page 2
Modification	Date	Name	Original		Replacement of / Replaced by	Scale 1:10					804

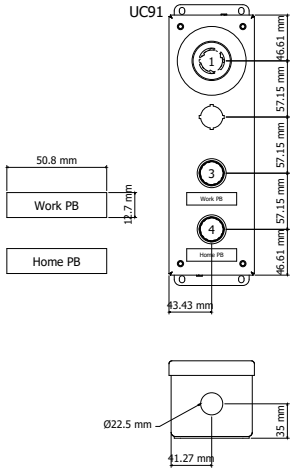

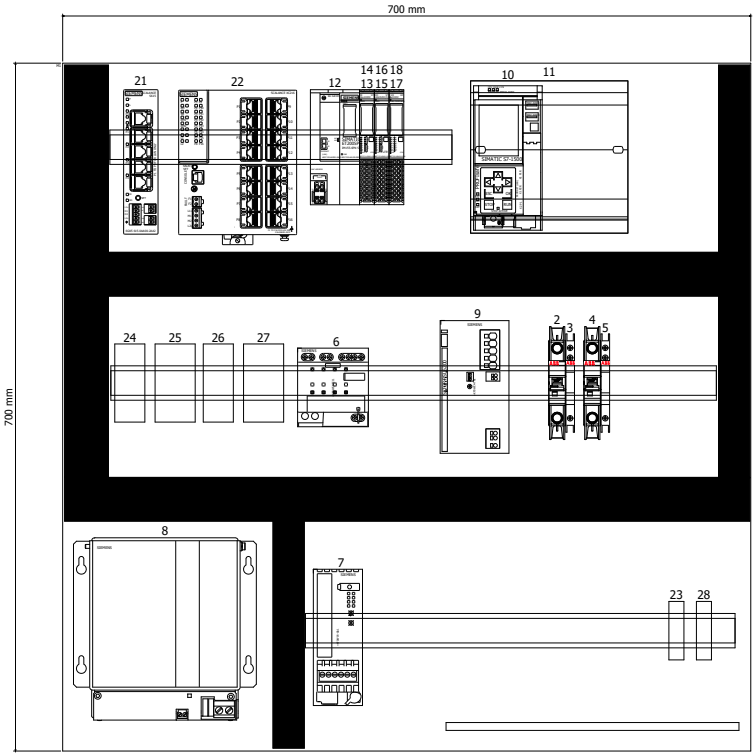

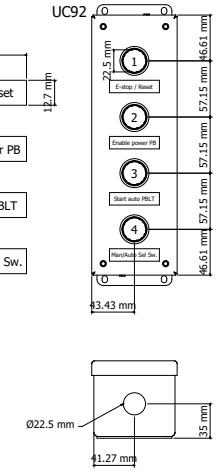

DETAIL 'B'
M12 Profinet Receptacle
Qty: 11

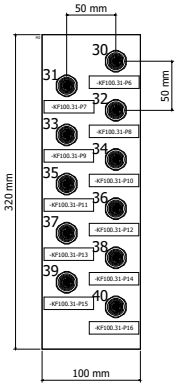

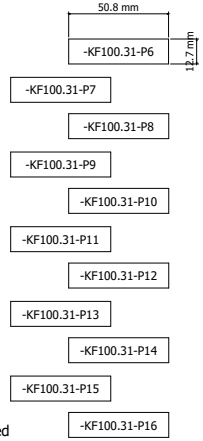

Profinet receptacle plate. Shall be mounted
to left side of subplate with a bracket.
* Mounting bracket to be provided by panel builder.

2

=V1PZ1PF1+V1UC61/1

			Date	9/4/2022	Volvo Trucks North America	Valiant TMS	LAYOUT UC31 MOP INTERNAL VIEW	Drawing name: =2V11&EFS-EL		= KF0	
			Ed.	MKLEPADLO	P6700 Bodyside Sub - Robot Cell 2V11					+ UC31	
			Appr			Scale 1:5		Document type: ELU	Project nr: 22-16149		Page 3 / 804
Modification	Date	Name	Original		Replacement of	Replaced by					

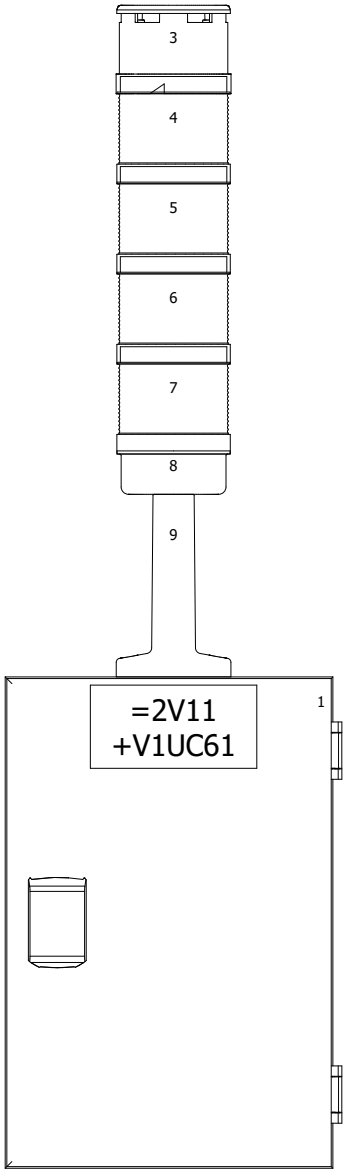

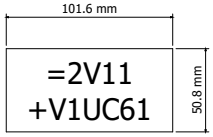

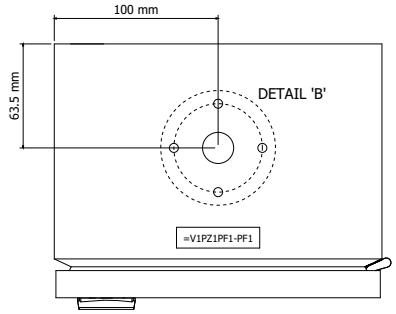

Top View
of Enclosure

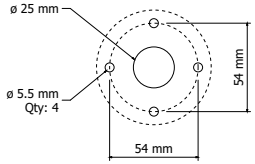

DETAIL 'B'
ABB Stack light
K70 series

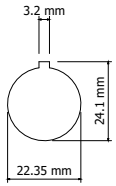

DETAIL 'A'
1-1/8" Receptacle

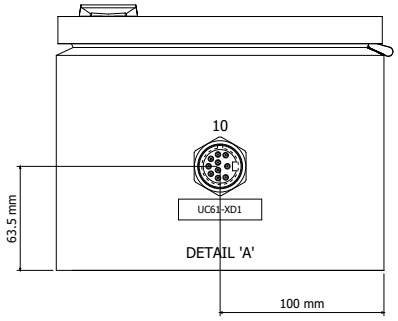

Buttom View
of Enclosure

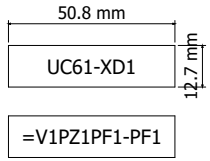

=KF0+UC31/3

2

			Date	9/2/2022	Volvo Trucks North America		Valiant TMS	LAYOUT UC61 SL EXTERNAL VIEW	Drawing name: =2V11&EFS-EL	= V1PZ1PF1	
			Ed.	MKLEPADLO						+ V1UC61	
			Appr		P6700 Bodyside Sub - Robot Cell 2V11				Document type: ELU	Project nr: 22-16149	Page 1
Modification	Date	Name	Original		Replacement of	Replaced by	Scale 1:3				804

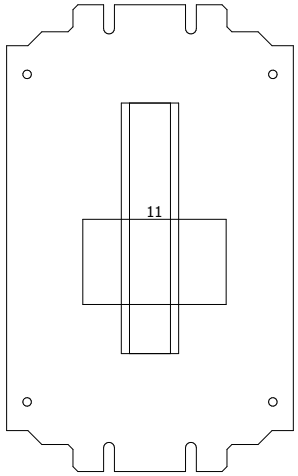

1

=V1PZ1PF2+.UC62/1

			Date	9/2/2022	Volvo Trucks North America		Valiant TMS	LAYOUT UC61 SL INTERNAL VIEW	Drawing name: =2V11&EFS-EL		= V1PZ1PF1	
			Ed.	MKLEPADLO							+ V1UC61	
			Appr		P6700 Bodyside Sub - Robot Cell 2V11				Document type: ELU	Project nr: 22-16149		Page 2
Modification	Date	Name	Original		Replacement of	Replaced by	Scale 1:3					804

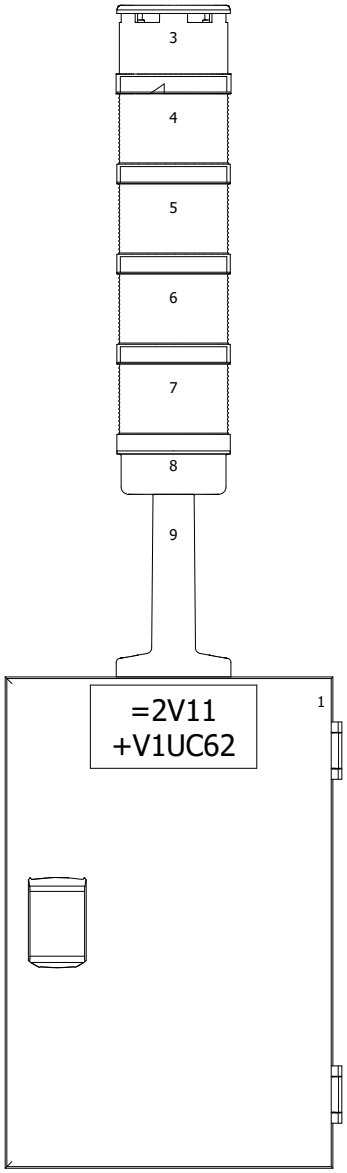

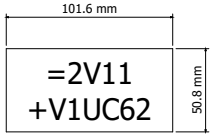

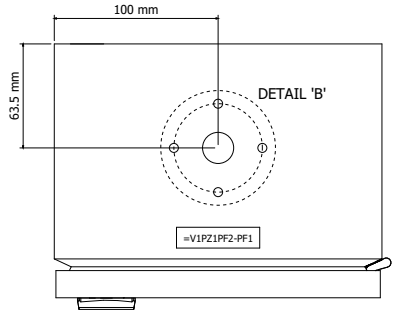

Top View
of Enclosure

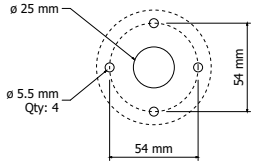

DETAIL 'B'
ABB Stack light
K70 series

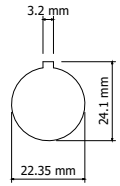

DETAIL 'A'
1-1/8" Receptacle

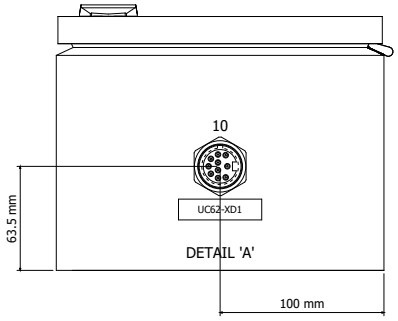

Buttom View
of Enclosure

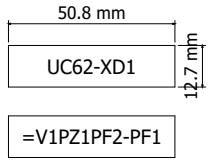

=V1PZ1PF1+.UC61/2

2

			Date	9/2/2022	Volvo Trucks North America		Valiant TMS	LAYOUT UC62 SL EXTERNAL VIEW	Drawing name: =2V11&EFS-EL		= V1PZ1PF2
			Ed.	MKLEPADLO							+ V1UC62
			Appr		P6700 Bodyside Sub - Robot Cell 2V11				Document type: ELU	Project nr: 22-16149	Page 1
Modification	Date	Name	Original		Replacement of	Replaced by	Scale 1:3				804

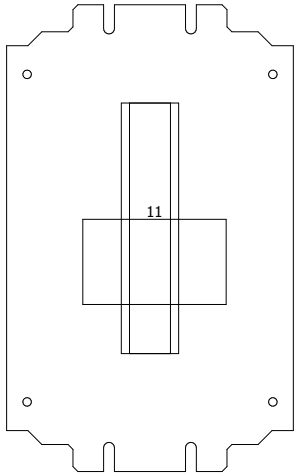

1

=V1SF0PG1+.UC51/1

			Date	9/2/2022	Volvo Trucks North America		Valiant TMS	LAYOUT UC62 SL INTERNAL VIEW	Drawing name: =2V11&EFS-EL		= V1PZ1PF2
			Ed.	MKLEPADLO							+ V1UC62
			Appr		P6700 Bodyside Sub - Robot Cell 2V11				Document type: ELU	Project nr: 22-16149	Page 2
Modification	Date	Name	Original		Replacement of	Replaced by	Scale 1:3				804

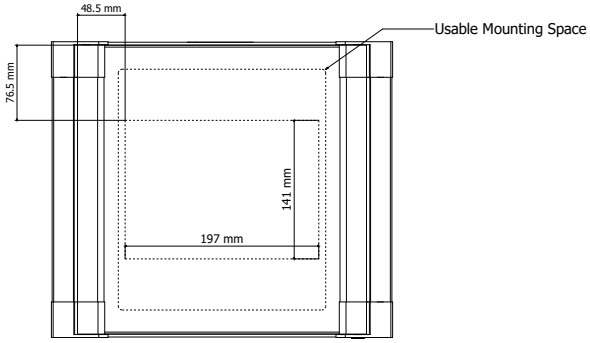

(Cutout measured from edge of removable mounting plate)

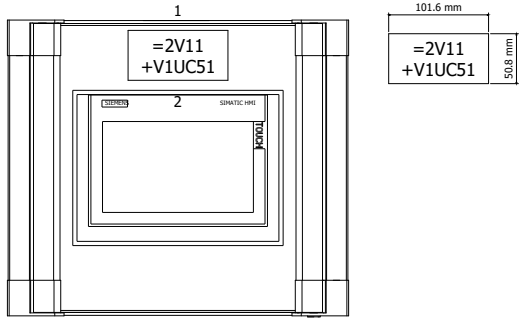

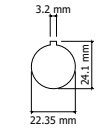

DETAIL 'A'
7/8" Receptacle

DETAIL 'B'
M12 Profinet Receptacle

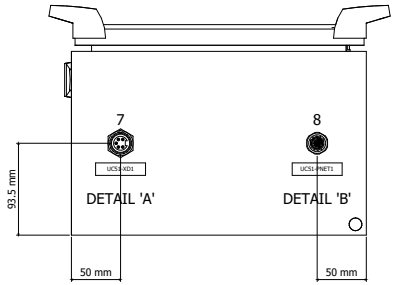

Buttom View
of Enclosure

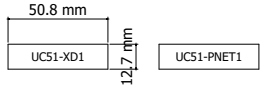

Enclosure panel shall be finished in RAL 7035 Light Grey paint.

=V1PZ1PF2+.UC62/2

=V1SF0PG2+.UC52/1

			Date	9/4/2022	Volvo Trucks North America		Valiant TMS	LAYOUT UC51 OD EXTERNAL VIEW	Drawing name: =2V11&EFS-EL	= V1SF0PG1	
			Ed.	MKLEPADLO						+ V1UC51	
			Appr		P6700 Bodyside Sub - Robot Cell 2V11				Document type: ELU	Project nr: 22-16149	Page 1
Modification	Date	Name	Original		Replacement of	Replaced by	Scale 1:5				804

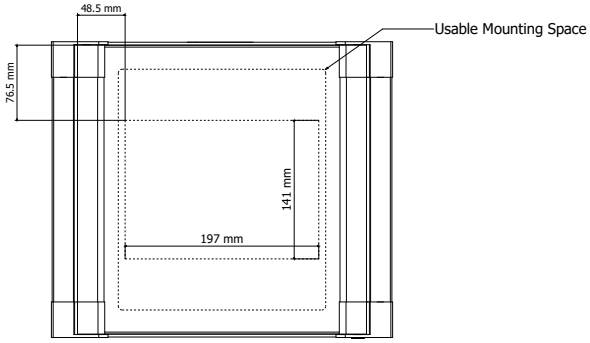

(Cutout measured from edge of removable mounting plate)

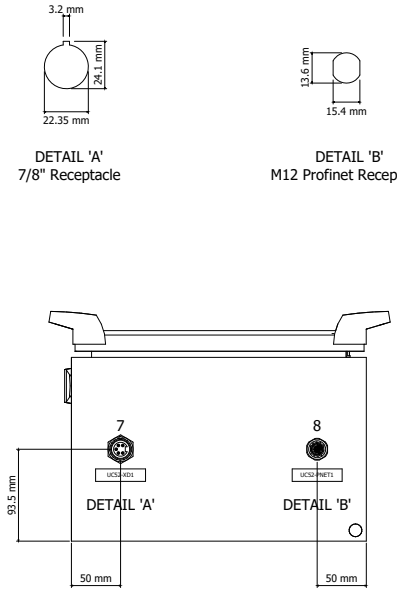

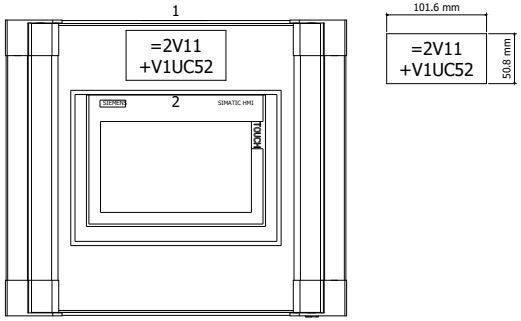

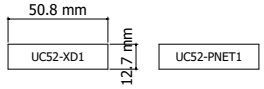

Enclosure panel shall be finished in RAL 7035 Light Grey paint.

=V1SF0PG1+.UC51/1

=V1SF0SF1+.UC71/1

			Date	9/4/2022	Volvo Trucks North America		Valiant TMS	LAYOUT UC52 OD EXTERNAL VIEW	Drawing name: =2V11&EFS-EL	= V1SF0PG2	
			Ed.	MKLEPADLO						+ V1UC52	
			Appr		P6700 Bodyside Sub - Robot Cell 2V11				Document type: ELU	Project nr: 22-16149	Page 1
Modification	Date	Name	Original		Replacement of	Replaced by	Scale 1:5				804

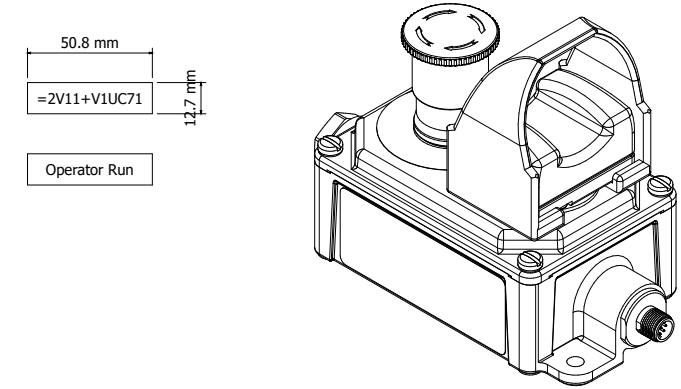

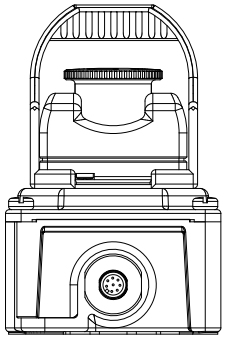

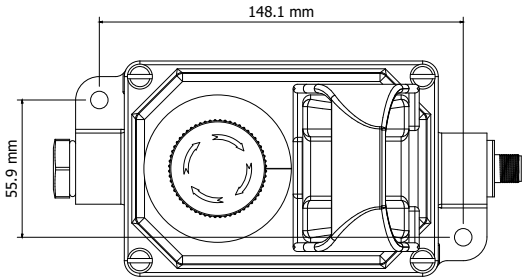

=V1SF0PG2+.UC52/1

=V1SF0SF2+.UC72/1

			Date	9/2/2022	Volvo Trucks North America		Valiant TMS	LAYOUT UC71 RB EXTERNAL VIEW	Drawing name: =2V11&EFS-EL		= V1SF0SF1 + V1UC71
			Ed.	MKLEPADLO	P6700 Bodyside Sub - Robot Cell 2V11						
			Appr				Scale 1:2		Document type: ELU	Project nr: 22-16149	Page 1 / 804
Modification	Date	Name	Original		Replacement of	Replaced by					

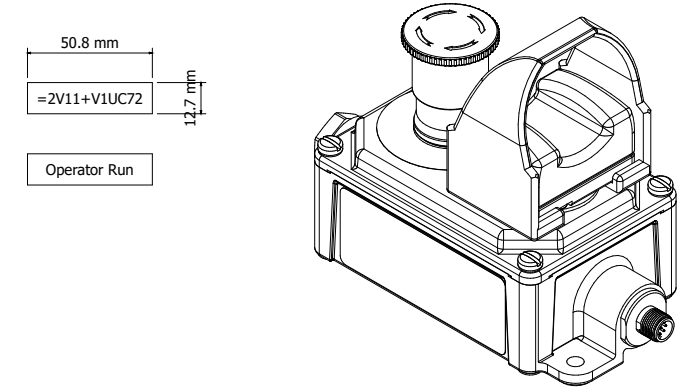

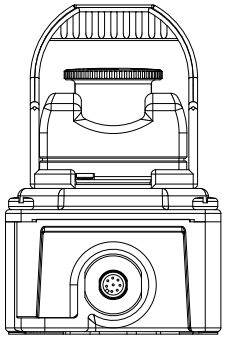

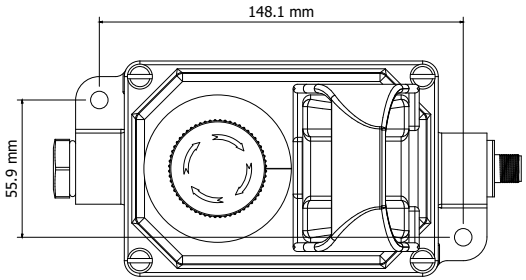

=V1SF0SF1+.UC71/1

=V1UC11+.UC11/1

			Date	9/2/2022	Volvo Trucks North America		Valiant TMS	LAYOUT UC72 RB EXTERNAL VIEW	Drawing name: =2V11&EFS-EL		= V1SF0SF2
			Ed.	MKLEPADLO							+ V1UC72
			Appr		P6700 Bodyside Sub - Robot Cell 2V11				Document type: ELU	Project nr: 22-16149	Page 1
Modification	Date	Name	Original		Replacement of	Replaced by	Scale 1:2				804

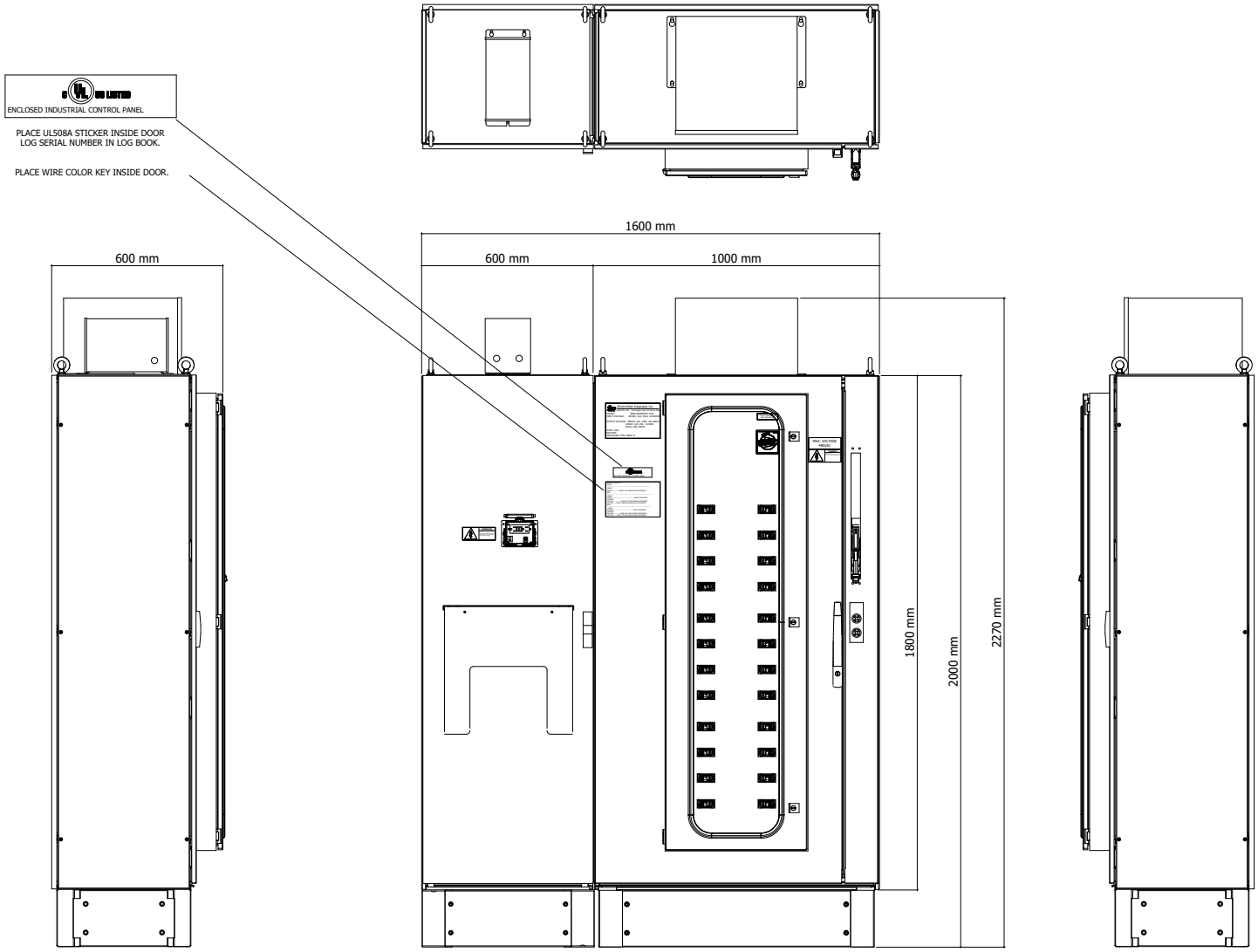

=V1SF0SF2+.UC72/1

2

			Date	9/4/2022	Volvo Trucks North America		Valiant TMS	LAYOUT UC11 PDP EXTERNAL VIEW	Drawing name: =2V11&EFS-EL	= V1UC11	
			Ed.	MKLEPADLO						+ V1UC11	
			Appr		P6700 Bodyside Sub - Robot Cell 2V11				Document type: ELU	Project nr: 22-16149	Page 1
Modification	Date	Name	Original		Replacement of	Replaced by	Scale 1:15				804



1

=V1UC46+.UC46/1

			Date	9/4/2022	Volvo Trucks North America	Valiant TMS	LAYOUT UC11 PDP INTERNAL VIEW	Drawing name: =2V11&EFS-EL		= V1UC11	
			Ed.	MKLEPADLO						+ V1UC11	
			Appr		P6700 Bodyside Sub - Robot Cell 2V11			Document type: ELU	Project nr: 22-16149		Page 2
Modification	Date	Name	Original		Replacement of / Replaced by	Scale 1:10					804

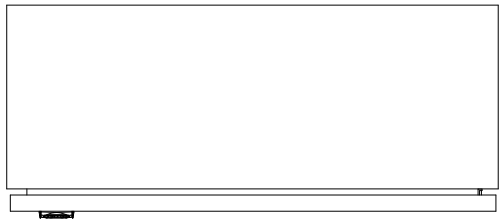

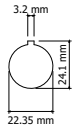

DETAIL 'A'
7/8" Receptacle

DETAIL 'B'
M12 Profinet Receptacle



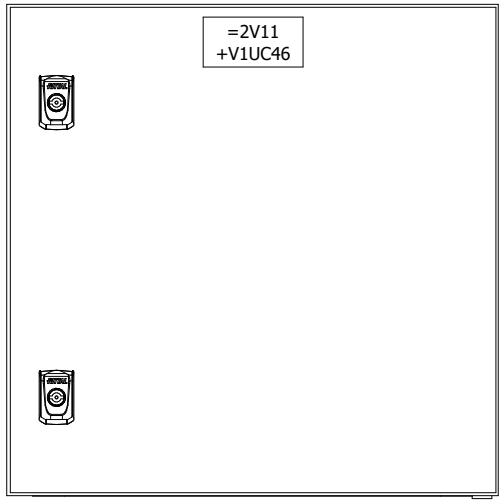

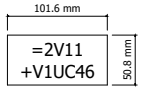



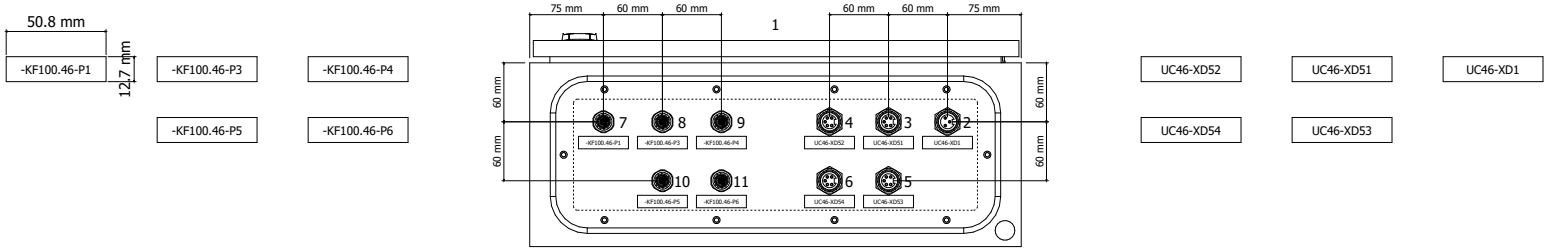

DETAIL 'B'
Cutout

DETAIL 'A'
Cutout

Buttom View
of Enclosure

Enclosure panel shall be finished in RAL 7035 Light Grey paint.

=V1UC11+.UC11/2

2

			Date	9/4/2022	Volvo Trucks North America	Valiant TMS	LAYOUT UC46 EXTERNAL VIEW	Drawing name: =2V11&EFS-EL	= V1UC46		
			Ed.	MKLEPADLO					+ V1UC46		
			Appr		P6700 Bodyside Sub - Robot Cell 2V11			Document type: ELU	Project nr: 22-16149	Page	1
Modification	Date	Name	Original		Replacement of / Replaced by	Scale 1:5					804

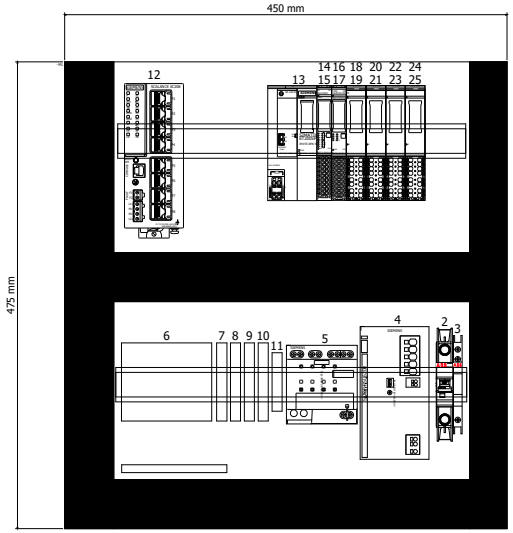

1

&EMA=KF0KF1+UC31/1

			Date	11/14/2022	Volvo Trucks North America		Valiant TMS	LAYOUT UC46 INTERNAL VIEW	Drawing name: =2V11&EFS-EL	= V1UC46	
			Ed.	KMAFFRE						+ V1UC46	
			Appr		P6700 Bodyside Sub - Robot Cell 2V11		Scale 1:5		Document type: ELU	Project nr: 22-16149	Page 2 / 804
Modification	Date	Name	Original		Replacement of	Replaced by					

Cable diagram

F09_002_VLU

Cable name	-KF100-P1		cable type	PROFINET Cable				
remark			no. of conductors	4		cross-section	22	cable length
function text	Page / column	Target designation from	Connection point	conductor	Target designation to	Connection point	Page / column	function text
	&EFS/10.3	-KF100.31	P1		-KF99.31	P2	&EFS/10.1	

&ELU=V1UC46+V1UC46/2

2

			Date	8/28/2022	Volvo Trucks North America	Valiant TMS	Cable diagram =KF0KF1+UC31-KF100-P1	Drawing name:		= KF0KF1	
			Ed.	MKLEPADLO						+ UC31	
			Appr		P6700 Bodyside Sub - Robot Cell 2V11			Document type: EMA	Project nr: 22-16149		Page 1
Modification	Date	Name	Original		Replacement of / Replaced by	Scale 1:1					804

Cable diagram

F09_002_VLU

Cable name	-KF100.31-P6		cable type	PROFINET Cable				
remark			no. of conductors	4		cross-section	22	cable length
function text	Page / column	Target designation from	Connection point	conductor	Target designation to	Connection point	Page / column	function text
	&EFS/10.5	-KF100.31-P6			-KF100.31	P6	&EFS/10.4	

Cable diagram

F09_002_VLU

Cable name	-KF100.31-P7		cable type	PROFINET Cable				
remark			no. of conductors	4		cross-section	22	cable length
function text	Page / column	Target designation from	Connection point	conductor	Target designation to	Connection point	Page / column	function text
	&EFS/10.5	-KF100.31-P7			-KF100.31	P7	&EFS/10.4	

Cable diagram

F09_002_VLU

Cable name	-KF100.31-P8		cable type	PROFINET Cable				
remark			no. of conductors	4		cross-section	22	cable length
function text	Page / column	Target designation from	Connection point	conductor	Target designation to	Connection point	Page / column	function text
	&EFS/10.5	-KF100.31-P8			-KF100.31	P8	&EFS/10.4	

Cable diagram

F09_002_VLU

Cable name	-KF100.31-P9		cable type	PROFINET Cable				
remark			no. of conductors	4		cross-section	22	cable length
function text	Page / column	Target designation from	Connection point	conductor	Target designation to	Connection point	Page / column	function text
	&EFS/10.5	-KF100.31-P9			-KF100.31	P9	&EFS/10.4	

Cable diagram

F09_002_VLU

Cable name	-KF100.31-P10		cable type	PROFINET Cable				
remark			no. of conductors	4		cross-section	22	cable length
function text	Page / column	Target designation from	Connection point	conductor	Target designation to	Connection point	Page / column	function text
	&EFS/10.5	-KF100.31-P10			-KF100.31	P10	&EFS/10.4	

Cable diagram

F09_002_VLU

Cable name	-KF100.31-P11		cable type	PROFINET Cable				
remark			no. of conductors	4		cross-section	22	cable length
function text	Page / column	Target designation from	Connection point	conductor	Target designation to	Connection point	Page / column	function text
	&EFS/10.5	-KF100.31-P11			-KF100.31	P11	&EFS/10.4	

Cable diagram

F09_002_VLU

Cable name	-KF100.31-P12		cable type	PROFINET Cable				
remark			no. of conductors	4		cross-section	22	cable length
function text	Page / column	Target designation from	Connection point	conductor	Target designation to	Connection point	Page / column	function text
	&EFS/10.5	-KF100.31-P12			-KF100.31	P12	&EFS/10.4	

Cable diagram

F09_002_VLU

Cable name	-KF100.31-P13		cable type	PROFINET Cable				
remark			no. of conductors	4		cross-section	22	cable length
function text	Page / column	Target designation from	Connection point	conductor	Target designation to	Connection point	Page / column	function text
	&EFS/10.5	-KF100.31-P13			-KF100.31	P13	&EFS/10.4	

Cable diagram

F09_002_VLU

Cable name	-KF100.31-P14		cable type	PROFINET Cable				
remark			no. of conductors	4		cross-section	22	cable length
function text	Page / column	Target designation from	Connection point	conductor	Target designation to	Connection point	Page / column	function text
	&EFS/10.5	-KF100.31-P14			-KF100.31	P14	&EFS/10.4	

Cable diagram

F09_002_VLU

Cable name	-KF100.31-P15		cable type	PROFINET Cable				
remark			no. of conductors	4		cross-section	22	cable length
function text	Page / column	Target designation from	Connection point	conductor	Target designation to	Connection point	Page / column	function text
	&EFS/10.5	-KF100.31-P15			-KF100.31	P15	&EFS/10.4	

Cable diagram

F09_002_VLU

Cable name	-KF100.31-P16		cable type	PROFINET Cable				
remark			no. of conductors	4		cross-section	22	cable length
function text	Page / column	Target designation from	Connection point	conductor	Target designation to	Connection point	Page / column	function text
	&EFS/10.5	-KF100.31-P16			-KF100.31	P16	&EFS/10.4	

Cable diagram

F09_002_VLU

Cable name	-W1		cable type	TC-ER				
remark			no. of conductors	3		cross-section	10	cable length 13
function text	Page / column	Target designation from	Connection point	conductor	Target designation to	Connection point	Page / column	function text
	&EFS/1.1	-XD1	L1:1	BK	=V1WC3+V1UC11-XD1	1:1	&EFS=V1WC3+V1UC11/1.2	
	&EFS/1.1	-XD1	N:1	BK	=V1WC3+V1UC11-XD1	2:1	&EFS=V1WC3+V1UC11/1.3	
	&EFS/1.1	-XD1	PE:1	GNYE	=V1WC3+V1UC11-PE		&EFS=V1WC3+V1UC11/1.3	

Cable diagram

F09_002_VLU

Cable name	-W1		cable type	TPE				
remark	Air supply		no. of conductors	4		cross-section	18	cable length 15
function text	Page / column	Target designation from	Connection point	conductor	Target designation to	Connection point	Page / column	function text
	&EFS=V1WC4+V1UC11/5V4	=V1WC4+V1UC11-XD13	7:2	BUOG	-BP1	1	&EFS/1.5	
	&EFS=V1WC4+V1UC11/5V4	=V1WC4+V1UC11-XD10	8:2	WHOG	-BP1	3	&EFS/1.6	
	&EFS/1.6				-BP1	2	&EFS/1.6	
	&EFS/1.6	=V1KF1+V1UC11-KF11.14	7:2		-BP1	4	&EFS/1.6	

Cable diagram

F09_002_VLU

Cable name	-W2	cable type	TPE					
remark	Air supply	no. of conductors	4	cross-section	18	cable length	5	

function text	Page / column	Target designation from	Connection point	conductor	Target designation to	Connection point	Page / column	function text
	&EFS=V1WC4+V1UC11/5V4	=V1WC4+V1UC11-XD13	7:3	BN	-BP2	1	&EFS/2.5	
	&EFS=V1WC4+V1UC11/5V4	=V1WC4+V1UC11-XD10	8:3	BU	-BP2	3	&EFS/2.6	
	&EFS/2.6				-BP2	2	&EFS/2.6	
	&EFS/2.6	=V1KF1+V1UC11-KF11.14	8:2		-BP2	4	&EFS/2.6	

Cable diagram

F09_002_VLU

Cable name	-W1		cable type	TPE				
remark	Air supply		no. of conductors	4		cross-section	18	cable length 15
function text	Page / column	Target designation from	Connection point	conductor	Target designation to	Connection point	Page / column	function text
	&EFS=V1WC4+V1UC11/5V4	=V1WC4+V1UC11-XD13	8:2	BUOG	-BF1	1	&EFS/1.5	
	&EFS=V1WC4+V1UC11/5V4	=V1WC4+V1UC11-XD10	15:2	WHOG	-BF1	3	&EFS/1.6	
	&EFS/1.6				-BF1	2	&EFS/1.6	
	&EFS/1.6	=V1KF1+V1UC11-KF11.14	9:2		-BF1	4	&EFS/1.6	

Cable diagram

F09_002_VLU

Cable name	-W2	cable type	TPE					
remark	Air supply	no. of conductors	4	cross-section	18	cable length	15	
function text	Page / column	Target designation from	Connection point	conductor	Target designation to	Connection point	Page / column	function text
	&EFS=V1WC4+V1UC11/5V4	=V1WC4+V1UC11-XD13	8:3	BN	-BF2	1	&EFS/2.5	
	&EFS=V1WC4+V1UC11/5V4	=V1WC4+V1UC11-XD10	15:3	BU	-BF2	3	&EFS/2.6	
	&EFS/2.6				-BF2	2	&EFS/2.6	
	&EFS/2.6	=V1KF1+V1UC11-KF11.14	10:2		-BF2	4	&EFS/2.6	

Cable diagram

F09_002_VLU

Cable name	-W1	cable type	TC-ER					
remark	Power Robot	no. of conductors	4	cross-section	10	cable length	20	

function text	Page / column	Target designation from	Connection point	conductor	Target designation to	Connection point	Page / column	function text
	&EFS=V1WC2+.UC11/11.3	=V1AR21+UC11-FC1	2		-Q1	1	&EFS/1.3	
	&EFS=V1WC2+.UC11/11.3	=V1AR21+UC11-FC1	4		-Q1	3	&EFS/1.3	
	&EFS=V1WC2+.UC11/11.3	=V1AR21+UC11-FC1	6		-Q1	5	&EFS/1.3	
Power Distribution =V1AR21	&EFS=V1WC2+.UC11/11.4		PE		-PE		&EFS/1.4	

=KH3+KH3/2

=V1AR21XQ11WC1+.AR21XQ11UC01/1

			Date	7/7/2022	Volvo Trucks North America	Valiant TMS	Cable diagram =V1AR21WC1+V1AR21UC01-W1	Drawing name:	= V1AR21WC1		
			Ed.	KMAFFRE					+ V1AR21UC01		
			Appr		P6700 Bodyside Sub - Robot Cell 2V11			Document type: EMA	Project nr: 22-16149	Page	1
Modification	Date	Name	Original		Replacement of / Replaced by	Scale 1:1					804

Cable diagram

F09_002_VLU

Cable name	-W1			cable type	TC-ER			
remark	Max.			no. of conductors	4		cross-section 1	cable length 7.62
function text	Page / column	Target designation from	Connection point	conductor	Target designation to	Connection point	Page / column	function text
	&EFS/1.3	-XG1	L2	BK	=V1WC2+UC161-XG1		&EFS=V1WC2+.UC161/10.3	
	&EFS/1.3	-XG1	L1	BR	=V1WC2+UC161-XG1		&EFS=V1WC2+.UC161/10.2	
	&EFS/1.4	-XG1	PE	GNYE	=V1WC2+UC161-XG2		&EFS=V1WC2+.UC161/10.3	
	&EFS/1.3	-XG1	L3	GY	=V1WC2+UC161-XG1		&EFS=V1WC2+.UC161/10.3	

Cable diagram

F09_002_VLU

Cable name	-W1	cable type	TC-ER					
remark	Power Robot	no. of conductors	4	cross-section	10	cable length	20	

function text	Page / column	Target designation from	Connection point	conductor	Target designation to	Connection point	Page / column	function text
	&EFS=V1WC2+.UC11/11.5	=V1AR22+UC11-FC1	2		-Q1	1	&EFS/1.3	
	&EFS=V1WC2+.UC11/11.5	=V1AR22+UC11-FC1	4		-Q1	3	&EFS/1.3	
	&EFS=V1WC2+.UC11/11.5	=V1AR22+UC11-FC1	6		-Q1	5	&EFS/1.3	
Power Distribution =V1AR22	&EFS=V1WC2+.UC11/11.6		PE		-PE		&EFS/1.4	

Cable diagram

F09_002_VLU

Cable name	-W1			cable type	TC-ER			
remark	Max.			no. of conductors	4		cross-section 1	cable length 7.62
function text	Page / column	Target designation from	Connection point	conductor	Target designation to	Connection point	Page / column	function text
	&EFS/1.3	-XG1	L2	BK	=V1WC2+UC161-XG1		&EFS=V1WC2+.UC161/10.4	
	&EFS/1.3	-XG1	L1	BR	=V1WC2+UC161-XG1		&EFS=V1WC2+.UC161/10.4	
	&EFS/1.4	-XG1	PE	GNYE	=V1WC2+UC161-XG2		&EFS=V1WC2+.UC161/10.5	
	&EFS/1.3	-XG1	L3	GY	=V1WC2+UC161-XG1		&EFS=V1WC2+.UC161/10.5	

Cable diagram

F09_002_VLU

Cable name	-W1	cable type	TC-ER					
remark	Power Robot	no. of conductors	4	cross-section	10	cable length	25	

function text	Page / column	Target designation from	Connection point	conductor	Target designation to	Connection point	Page / column	function text
	&EFS=V1WC2+.UC11/11.7	=V1AR23+UC11-FC1	2		-Q1	1	&EFS/1.3	
	&EFS=V1WC2+.UC11/11.7	=V1AR23+UC11-FC1	4		-Q1	3	&EFS/1.3	
	&EFS=V1WC2+.UC11/11.7	=V1AR23+UC11-FC1	6		-Q1	5	&EFS/1.3	
Power Distribution =V1AR23	&EFS=V1WC2+.UC11/11.8		PE		-PE		&EFS/1.4	

Cable diagram

F09_002_VLU

Cable name	-W1			cable type	TC-ER			
remark	Max.			no. of conductors	4		cross-section 1	cable length 7.62
function text	Page / column	Target designation from	Connection point	conductor	Target designation to	Connection point	Page / column	function text
	&EFS/1.3	-XG1	L2	BK	=V1WC2+UC162-XG1		&EFS=V1WC2+.UC162/10.3	
	&EFS/1.3	-XG1	L1	BR	=V1WC2+UC162-XG1		&EFS=V1WC2+.UC162/10.2	
	&EFS/1.4	-XG1	PE	GNYE	=V1WC2+UC162-XG2		&EFS=V1WC2+.UC162/10.3	
	&EFS/1.3	-XG1	L3	GY	=V1WC2+UC162-XG1		&EFS=V1WC2+.UC162/10.3	

Cable diagram

F09_002_VLU

Cable name	-W1	cable type	TC-ER					
remark	Power Robot	no. of conductors	4	cross-section	10	cable length	25	

function text	Page / column	Target designation from	Connection point	conductor	Target designation to	Connection point	Page / column	function text
	&EFS=V1WC2+.UC11/12.1	=V1AR24+UC11-FC1	2		-Q1	1	&EFS/1.3	
	&EFS=V1WC2+.UC11/12.1	=V1AR24+UC11-FC1	4		-Q1	3	&EFS/1.3	
	&EFS=V1WC2+.UC11/12.1	=V1AR24+UC11-FC1	6		-Q1	5	&EFS/1.3	
Power Distribution =V1AR24	&EFS=V1WC2+.UC11/12.2		PE		-PE		&EFS/1.4	

=V1AR23XQ11WC1+.AR23XQ11UC01/1

=V1AR24XQ11WC1+.AR24XQ11UC01/1

			Date	7/7/2022	Volvo Trucks North America	Valiant TMS	Cable diagram =V1AR24WC1+V1AR24UC01-W1	Drawing name:	= V1AR24WC1		
			Ed.	KMAFFRE					+ V1AR24UC01		
			Appr		P6700 Bodyside Sub - Robot Cell 2V11			Document type: EMA	Project nr: 22-16149	Page	1
Modification	Date	Name	Original		Replacement of / Replaced by	Scale 1:1					804

Cable diagram

F09_002_VLU

Cable name	-W1			cable type	TC-ER			
remark	Max.			no. of conductors	4		cross-section 1	cable length 7.62
function text	Page / column	Target designation from	Connection point	conductor	Target designation to	Connection point	Page / column	function text
	&EFS/1.3	-XG1	L2	BK	=V1WC2+UC162-XG1		&EFS=V1WC2+.UC162/10.4	
	&EFS/1.3	-XG1	L1	BR	=V1WC2+UC162-XG1		&EFS=V1WC2+.UC162/10.4	
	&EFS/1.4	-XG1	PE	GNYE	=V1WC2+UC162-XG2		&EFS=V1WC2+.UC162/10.5	
	&EFS/1.3	-XG1	L3	GY	=V1WC2+UC162-XG1		&EFS=V1WC2+.UC162/10.5	

Cable diagram

F09_002_VLU

Cable name -W11R			cable type TPE					
remark			no. of conductors 4			cross-section 18		cable length 45
function text	Page / column	Target designation from	Connection point	conductor	Target designation to	Connection point	Page / column	function text
	&EFS/20.3	-BR11-R	1		-BR11-T	1	&EFS/20.1	
	&EFS/20.3	-BR11-R	3		-BR11-T	3	&EFS/20.2	
	&EFS/20.4	-BR11-R	4		=V1KF1+UC11-KF11.31	3:1	&EFS/20.3	
	&EFS/20.3	-BR11-R	2		=V1KF1+UC11-KF11.31	7:1	&EFS/20.4	

Cable diagram

F09_002_VLU

Cable name	-W12R		cable type	TPE				
remark			no. of conductors	8		cross-section	22	cable length 0.61
function text	Page / column	Target designation from	Connection point	conductor	Target designation to	Connection point	Page / column	function text
	&EFS/20.3	-BR11-R	1		-BR12-R	1	&EFS/20.3	
	&EFS/20.3	-BR11-R	2		-BR12-R	2	&EFS/20.3	
	&EFS/20.3	-BR11-R	3		-BR12-R	3	&EFS/20.3	
	&EFS/20.4	-BR11-R	4		-BR12-R	4	&EFS/20.4	
	&EFS/20.4	-BR11-R	5		-BR12-R	5	&EFS/20.4	
	&EFS/20.4	-BR11-R	6		-BR12-R	6	&EFS/20.4	
	&EFS/20.4	-BR11-R	7		-BR12-R	7	&EFS/20.4	
	&EFS/20.5	-BR11-R	8		-BR12-R	8	&EFS/20.5	

Cable diagram

F09_002_VLU

Cable name -W12T			cable type TPE					
remark			no. of conductors 8			cross-section 22		cable length 0.61
function text	Page / column	Target designation from	Connection point	conductor	Target designation to	Connection point	Page / column	function text
	&EFS/20.1	-BR11-T	1		-BR12-T	1	&EFS/20.1	
	&EFS/20.1	-BR11-T	2		-BR12-T	2	&EFS/20.1	
	&EFS/20.1	-BR11-T	3		-BR12-T	3	&EFS/20.1	
	&EFS/20.2	-BR11-T	4		-BR12-T	4	&EFS/20.2	
	&EFS/20.2	-BR11-T	5		-BR12-T	5	&EFS/20.2	
	&EFS/20.2	-BR11-T	6		-BR12-T	6	&EFS/20.2	
	&EFS/20.2	-BR11-T	7		-BR12-T	7	&EFS/20.2	
	&EFS/20.3	-BR11-T	8		-BR12-T	8	&EFS/20.3	

Cable diagram

F09_002_VLU

Cable name	-W13R		cable type	TPE				
remark			no. of conductors	4		cross-section	18	cable length 45
function text	Page / column	Target designation from	Connection point	conductor	Target designation to	Connection point	Page / column	function text
	&EFS/21.3	-BR13-R	1		-BR13-T	1	&EFS/21.1	
	&EFS/21.3	-BR13-R	3		-BR13-T	3	&EFS/21.2	
	&EFS/21.4	-BR13-R	4		=V1KF1+UC11-KF11.31	4:1	&EFS/21.3	
	&EFS/21.3	-BR13-R	2		=V1KF1+UC11-KF11.31	8:1	&EFS/21.4	

Cable diagram

F09_002_VLU

Cable name	-W14R			cable type	TPE			
remark				no. of conductors	8	cross-section	22	cable length 0.61
function text	Page / column	Target designation from	Connection point	conductor	Target designation to	Connection point	Page / column	function text
	&EFS/21.3	-BR13-R	1		-BR14-R	1	&EFS/21.3	
	&EFS/21.3	-BR13-R	2		-BR14-R	2	&EFS/21.3	
	&EFS/21.3	-BR13-R	3		-BR14-R	3	&EFS/21.3	
	&EFS/21.4	-BR13-R	4		-BR14-R	4	&EFS/21.4	
	&EFS/21.4	-BR13-R	5		-BR14-R	5	&EFS/21.4	
	&EFS/21.4	-BR13-R	6		-BR14-R	6	&EFS/21.4	
	&EFS/21.4	-BR13-R	7		-BR14-R	7	&EFS/21.4	
	&EFS/21.5	-BR13-R	8		-BR14-R	8	&EFS/21.5	

Cable diagram

F09_002_VLU

Cable name	-W14T		cable type	TPE				
remark			no. of conductors	8		cross-section	22	cable length 0.61
function text	Page / column	Target designation from	Connection point	conductor	Target designation to	Connection point	Page / column	function text
	&EFS/21.1	-BR13-T	1		-BR14-T	1	&EFS/21.1	
	&EFS/21.1	-BR13-T	2		-BR14-T	2	&EFS/21.1	
	&EFS/21.1	-BR13-T	3		-BR14-T	3	&EFS/21.1	
	&EFS/21.2	-BR13-T	4		-BR14-T	4	&EFS/21.2	
	&EFS/21.2	-BR13-T	5		-BR14-T	5	&EFS/21.2	
	&EFS/21.2	-BR13-T	6		-BR14-T	6	&EFS/21.2	
	&EFS/21.2	-BR13-T	7		-BR14-T	7	&EFS/21.2	
	&EFS/21.3	-BR13-T	8		-BR14-T	8	&EFS/21.3	

Cable diagram

F09_002_VLU

Cable name	-KF100.11-P1			cable type	PROFINET Cable			
remark				no. of conductors	4	cross-section	22	cable length
function text	Page / column	Target designation from	Connection point	conductor	Target designation to	Connection point	Page / column	function text
	&EFS/2.1	-KF100.11-P1			-KF100.11	P1	&EFS/2.3	

Cable diagram

F09_002_VLU

Cable name	-KF100.11-P4			cable type	PROFINET Cable			
remark				no. of conductors	4	cross-section	22	cable length
function text	Page / column	Target designation from	Connection point	conductor	Target designation to	Connection point	Page / column	function text
	&EFS/2.5	-KF100.11-P4			-KF100.11	-P4	&EFS/2.4	

Cable diagram

F09_002_VLU

Cable name	-KF100.11-P5			cable type	PROFINET Cable			
remark				no. of conductors	4	cross-section	22	cable length
function text	Page / column	Target designation from	Connection point	conductor	Target designation to	Connection point	Page / column	function text
	&EFS/2.5	-KF100.11-P5			-KF100.11	-P5	&EFS/2.4	

Cable diagram

F09_002_VLU

Cable name	-KF100.11-P6			cable type	PROFINET Cable			
remark				no. of conductors	4	cross-section	22	cable length
function text	Page / column	Target designation from	Connection point	conductor	Target designation to	Connection point	Page / column	function text
	&EFS/2.5	-KF100.11-P6			-KF100.11	-P6	&EFS/2.4	

Cable diagram

F09_002_VLU

Cable name	-KF100.11-P7			cable type	PROFINET Cable			
remark				no. of conductors	4	cross-section	22	cable length
function text	Page / column	Target designation from	Connection point	conductor	Target designation to	Connection point	Page / column	function text
	&EFS/2.5	-KF100.11-P7			-KF100.11	-P7	&EFS/2.4	

Cable diagram

F09_002_VLU

Cable name	-KF100.11-P8			cable type	PROFINET Cable			
remark				no. of conductors	4	cross-section	22	cable length
function text	Page / column	Target designation from	Connection point	conductor	Target designation to	Connection point	Page / column	function text
	&EFS/2.5	-KF100.11-P8			-KF100.11	-P8	&EFS/2.4	

Cable diagram

F09_002_VLU

Cable name	-KF100.11-P9		cable type	PROFINET Cable				
remark			no. of conductors	4		cross-section	22	cable length
function text	Page / column	Target designation from	Connection point	conductor	Target designation to	Connection point	Page / column	function text
	&EFS/2.5	-KF100.11-P9			-KF100.11	-P9	&EFS/2.4	

Cable diagram

F09_002_VLU

Cable name	-KF100.11-P10			cable type	PROFINET Cable			
remark				no. of conductors	4	cross-section	22	cable length
function text	Page / column	Target designation from	Connection point	conductor	Target designation to	Connection point	Page / column	function text
	&EFS/2.5	-KF100.11-P10			-KF100.11	-P10	&EFS/2.4	

Cable diagram

F09_002_VLU

Cable name	-KF100.11-P11			cable type	PROFINET Cable			
remark				no. of conductors	4	cross-section	22	cable length 20
function text	Page / column	Target designation from	Connection point	conductor	Target designation to	Connection point	Page / column	function text
	&EFS/2.5	-KF100.11-P11			-KF100.11	-P11	&EFS/2.4	

Cable diagram

F09_002_VLU

Cable name	-KF100.11-P12		cable type	PROFINET Cable				
remark			no. of conductors	4		cross-section	22	cable length
function text	Page / column	Target designation from	Connection point	conductor	Target designation to	Connection point	Page / column	function text
	&EFS/2.5	-KF100.11-P12			-KF100.11	-P12	&EFS/2.4	

Cable diagram

F09_002_VLU

Cable name	-KF100.11-P13		cable type	PROFINET Cable				
remark			no. of conductors	4		cross-section	22	cable length
function text	Page / column	Target designation from	Connection point	conductor	Target designation to	Connection point	Page / column	function text
	&EFS/2.5	-KF100.11-P13			-KF100.11	-P13	&EFS/2.4	

Cable diagram

F09_002_VLU

Cable name	-KF100.11-P14		cable type	PROFINET Cable				
remark			no. of conductors	4		cross-section	22	cable length
function text	Page / column	Target designation from	Connection point	conductor	Target designation to	Connection point	Page / column	function text
	&EFS/2.5	-KF100.11-P14			-KF100.11	-P14	&EFS/2.4	

Cable diagram

F09_002_VLU

Cable name	-KF100.11-P15		cable type	PROFINET Cable				
remark			no. of conductors	4		cross-section	22	cable length
function text	Page / column	Target designation from	Connection point	conductor	Target designation to	Connection point	Page / column	function text
	&EFS/2.5	-KF100.11-P15			-KF100.11	-P15	&EFS/2.4	

Cable diagram

F09_002_VLU

Cable name	-KF100.11-P16		cable type	PROFINET Cable				
remark			no. of conductors	4		cross-section	22	cable length
function text	Page / column	Target designation from	Connection point	conductor	Target designation to	Connection point	Page / column	function text
	&EFS/2.5	-KF100.11-P16			-KF100.11	-P16	&EFS/2.4	

			Date	8/25/2022	Volvo Trucks North America	Valiant TMS	Cable diagram =V1KF1+V1UC11-KF100.11-P16	Drawing name:		= V1KF1	
			Ed.	MKLEPADLO						+ V1UC11	
			Appr		P6700 Bodyside Sub - Robot Cell 2V11			Document type: EMA	Project nr: 22-16149		Page 14
Modification	Date	Name	Original		Replacement of / Replaced by	Scale 1:1					804

Cable diagram

F09_002_VLU

Cable name	-KF100.46-P1			cable type	PROFINET Cable			
remark				no. of conductors	4	cross-section	22	cable length
function text	Page / column	Target designation from	Connection point	conductor	Target designation to	Connection point	Page / column	function text
	&EFS/102.1	-KF100.46-P1			-KF100.46	P1	&EFS/102.3	

Cable diagram

F09_002_VLU

Cable name	-KF100.46-P3		cable type	PROFINET Cable				
remark			no. of conductors	4		cross-section	22	cable length
function text	Page / column	Target designation from	Connection point	conductor	Target designation to	Connection point	Page / column	function text
	&EFS/102.5	-KF100.46-P3			-KF100.46	P3	&EFS/102.4	

Cable diagram

F09_002_VLU

Cable name	-KF100.46-P4			cable type	PROFINET Cable			
remark				no. of conductors	4	cross-section	22	cable length
function text	Page / column	Target designation from	Connection point	conductor	Target designation to	Connection point	Page / column	function text
	&EFS/102.5	-KF100.46-P4			-KF100.46	P4	&EFS/102.4	

Cable diagram

F09_002_VLU

Cable name	-KF100.46-P5			cable type	PROFINET Cable			
remark				no. of conductors	4	cross-section	22	cable length
function text	Page / column	Target designation from	Connection point	conductor	Target designation to	Connection point	Page / column	function text
	&EFS/102.5	-KF100.46-P5			-KF100.46	P5	&EFS/102.4	

Cable diagram

F09_002_VLU

Cable name	-KF100.46-P6		cable type	PROFINET Cable				
remark			no. of conductors	4		cross-section	22	cable length
function text	Page / column	Target designation from	Connection point	conductor	Target designation to	Connection point	Page / column	function text
	&EFS/102.5	-KF100.46-P6			-KF100.46	P6	&EFS/102.4	

Cable diagram

F09_002_VLU

Cable name -W1			cable type TPU					
remark			no. of conductors 5			cross-section 16		cable length 20
function text	Page / column	Target designation from	Connection point	conductor	Target designation to	Connection point	Page / column	function text
	&EFS/1.4	-XD1	1	BK	=V1WC4+UC11-XD51	1	&EFS=V1WC4+.UC11/20.4	
	&EFS/1.4	-XD1	4	BN	=V1WC4+UC11-XD51	4	&EFS=V1WC4+.UC11/20.5	
	&EFS/1.5	-XD1	2	BU	=V1WC4+UC11-XD51	2	&EFS=V1WC4+.UC11/20.4	
	&EFS/1.5	-XD1	5	WH	=V1WC4+UC11-XD51	5	&EFS=V1WC4+.UC11/20.5	

Cable diagram

F09_002_VLU

Cable name -W1			cable type TPU					
remark			no. of conductors 5			cross-section 16		cable length 45
function text	Page / column	Target designation from	Connection point	conductor	Target designation to	Connection point	Page / column	function text
	&EFS/1.4	-XD1	1	BK	=V1WC4+UC11-XD81	1	&EFS=V1WC4+.UC11/23.4	
	&EFS/1.4	-XD1	4	BN	=V1WC4+UC11-XD81	4	&EFS=V1WC4+.UC11/23.5	
	&EFS/1.5	-XD1	2	BU	=V1WC4+UC11-XD81	2	&EFS=V1WC4+.UC11/23.4	
	&EFS/1.5	-XD1	5	WH	=V1WC4+UC11-XD81	5	&EFS=V1WC4+.UC11/23.5	

Cable diagram

F09_002_VLU

Cable name	-W1		cable type	CBL				
remark			no. of conductors	8		cross-section	24	cable length 25
function text	Page / column	Target designation from	Connection point	conductor	Target designation to	Connection point	Page / column	function text
	&EFS/1.1	=V1KF1+UC11-KF11.14	5:1	WH	-SF1	1:1	&EFS/1.1	
	&EFS=V1WC4+.UC11/5.3	=V1WC4+UC11-XD13	6:2	BN	-SF1	2:2	&EFS/1.1	
				GN				
	&EFS/1.5	=V1KF1+UC11-KF11.31	1:1	YE	-SF1	4:4	&EFS/1.3	
	&EFS/1.5	=V1KF1+UC11-KF11.31	9:1	GY	-SF1	5:5	&EFS/1.5	
	&EFS/1.6	=V1KF1+UC11-KF11.31	5:1	PK	-SF1	6:6	&EFS/1.6	
	&EFS=V1WC4+.UC11/5.3	=V1WC4+UC11-XD10	7:2	BU	-SF1	7:7	&EFS/1.7	
	&EFS/1.6	=V1KF1+UC11-KF11.31	13:1	RD	-SF1	8:8	&EFS/1.8	
	&EFS/1.3				-SF1	3:3	&EFS/1.2	

Cable diagram

F09_002_VLU

Cable name	-W1		cable type	CBL				
remark			no. of conductors	8		cross-section	24	cable length 50
function text	Page / column	Target designation from	Connection point	conductor	Target designation to	Connection point	Page / column	function text
	&EFS/1.1	=V1KF1+UC11-KF11.14	6:1	WH	-SF1	1:1	&EFS/1.1	
	&EFS=V1WC4+.UC11/5.3	=V1WC4+UC11-XD13	6:3	BN	-SF1	2:2	&EFS/1.1	
				GN				
	&EFS/1.5	=V1KF1+UC11-KF11.31	2:1	YE	-SF1	4:4	&EFS/1.3	
	&EFS/1.5	=V1KF1+UC11-KF11.31	10:1	GY	-SF1	5:5	&EFS/1.5	
	&EFS/1.6	=V1KF1+UC11-KF11.31	6:1	PK	-SF1	6:6	&EFS/1.6	
	&EFS=V1WC4+.UC11/5.3	=V1WC4+UC11-XD10	7:3	BU	-SF1	7:7	&EFS/1.7	
	&EFS/1.6	=V1KF1+UC11-KF11.31	14:1	RD	-SF1	8:8	&EFS/1.8	
	&EFS/1.3				-SF1	3:3	&EFS/1.2	

Cable diagram

F09_002_VLU

Cable name	-W1			cable type	TPU			
remark				no. of conductors	5	cross-section	16	cable length 25
function text	Page / column	Target designation from	Connection point	conductor	Target designation to	Connection point	Page / column	function text
	&EFS=V1WC4+.UC11/24.5	=V1WC4+UC11-XD151	4		-KF1.11	POWER IN:4	&EFS/10.1	
	&EFS=V1WC4+.UC11/24.4	=V1WC4+UC11-XD151	1		-KF1.11	POWER IN:1	&EFS/10.1	
	&EFS=V1WC4+.UC11/24.4	=V1WC4+UC11-XD151	2		-KF1.11	POWER IN:2	&EFS/10.1	
	&EFS=V1WC4+.UC11/24.5	=V1WC4+UC11-XD151	3		-KF1.11	POWER IN:3	&EFS/10.1	

=V1SF0SF2+.UC72/1

=V1U10U01PF0/1

			Date	8/26/2022	Volvo Trucks North America	Valiant TMS	Cable diagram =V1U10U01KF1+V1U10U01-W1	Drawing name:	= V1U10U01KF1		
			Ed.	MKLEPADLO					+ V1U10U01		
			Appr		P6700 Bodyside Sub - Robot Cell 2V11			Document type: EMA	Project nr: 22-16149	Page	1
Modification	Date	Name	Original		Replacement of / Replaced by	Scale 1:1					804

Cable diagram

F09_002_VLU

Cable name	-W1.1		cable type	TPE				
remark			no. of conductors	4		cross-section	18	cable length 5
function text	Page / column	Target designation from	Connection point	conductor	Target designation to	Connection point	Page / column	function text
	&EFS=V1U10U01KF1/10=1	V1U10U01KF1-KF1.11	X0:1		-PF1-Branch1	1	&EFS/2.3	
S010 Dome light	&EFS=V1U10U01KF1/10=1	V1U10U01KF1-KF1.11	X0:4		-PF1-Branch1	2	&EFS/2.4	
	&EFS=V1U10U01KF1/10=1	V1U10U01KF1-KF1.11	X0:3		-PF1-Branch1	3	&EFS/2.4	
S010 Dome light	&EFS=V1U10U01KF1/10=1	V1U10U01KF1-KF1.11	X0:2		-PF1-Branch1	4	&EFS/2.3	

Cable diagram

F09_002_VLU

Cable name	-W1.2			cable type	TPE			
remark				no. of conductors	4	cross-section	18	cable length 5
function text	Page / column	Target designation from	Connection point	conductor	Target designation to	Connection point	Page / column	function text
	&EFS=V1U10U01KF1/10=2	V1U10U01KF1-KF1.11	X1:1		-PF1-Branch2	1	&EFS/2.5	
S010 Dome light	&EFS=V1U10U01KF1/10=2	V1U10U01KF1-KF1.11	X1:4		-PF1-Branch2	2	&EFS/2.5	
	&EFS=V1U10U01KF1/10=2	V1U10U01KF1-KF1.11	X1:3		-PF1-Branch2	3	&EFS/2.5	
S010 Dome light	&EFS=V1U10U01KF1/10=2	V1U10U01KF1-KF1.11	X1:2		-PF1-Branch2	4	&EFS/2.4	

Cable diagram

F09_002_VLU

Cable name	-KF100.11-P2		cable type	PROFINET Cable				
remark			no. of conductors	4		cross-section	22	cable length
function text	Page / column	Target designation from	Connection point	conductor	Target designation to	Connection point	Page / column	function text
	&EFS=V1KF1/2.4	=V1KF1-KF100.11	P2		-KF1.2	P2	&EFS/1.5	

Cable diagram

F09_002_VLU

Cable name -W1			cable type TPE					
remark			no. of conductors 4			cross-section 18		cable length 2
function text	Page / column	Target designation from	Connection point	conductor	Target designation to	Connection point	Page / column	function text
	&EFS/1.0	-BG01	1		=V1WR1KF1-KF1.11	X0:1	&EFS=V1WR1KF1/1.1	
	&EFS/1.0	-BG01	4		=V1WR1KF1-KF1.11	X0:4	&EFS=V1WR1KF1/1.1	Turntable Side A In Load Position
	&EFS/1.1	-BG01	3		=V1WR1KF1-KF1.11	X0:3	&EFS=V1WR1KF1/1.1	

Cable diagram

F09_002_VLU

Cable name -W2			cable type TPE					
remark			no. of conductors 4			cross-section 18		cable length 2
function text	Page / column	Target designation from	Connection point	conductor	Target designation to	Connection point	Page / column	function text
	&EFS/1.1	-BG02	1		=V1WR1KF1-KF1.11	X1:1	&EFS=V1WR1KF1/1.2	
	&EFS/1.1	-BG02	4		=V1WR1KF1-KF1.11	X1:4	&EFS=V1WR1KF1/1.2	Turntable Side B In Load Position
	&EFS/1.2	-BG02	3		=V1WR1KF1-KF1.11	X1:3	&EFS=V1WR1KF1/1.2	

Cable diagram

F09_002_VLU

Cable name -W3			cable type TPE					
remark			no. of conductors 4			cross-section 18		cable length 2
function text	Page / column	Target designation from	Connection point	conductor	Target designation to	Connection point	Page / column	function text
	&EFS/1.3	-BG03	1		=V1WR1KF1-KF1.11	X2:1	&EFS=V1WR1KF1/1.3	
	&EFS/1.3	-BG03	4		=V1WR1KF1-KF1.11	X2:4	&EFS=V1WR1KF1/1.3	Turntable Side C In Load Position
	&EFS/1.3	-BG03	3		=V1WR1KF1-KF1.11	X2:3	&EFS=V1WR1KF1/1.3	

Cable diagram

F09_002_VLU

Cable name -W4			cable type TPE					
remark			no. of conductors 4			cross-section 18		cable length 2
function text	Page / column	Target designation from	Connection point	conductor	Target designation to	Connection point	Page / column	function text
	&EFS/1.4	-BG04	1		=V1WR1KF1-KF1.11	X3:1	&EFS=V1WR1KF1/1.4	
	&EFS/1.4	-BG04	4		=V1WR1KF1-KF1.11	X3:4	&EFS=V1WR1KF1/1.4	Turntable Side D In Load Position
	&EFS/1.4	-BG04	3		=V1WR1KF1-KF1.11	X3:3	&EFS=V1WR1KF1/1.4	

Cable diagram

F09_002_VLU

Cable name -W5			cable type TPE					
remark			no. of conductors 4			cross-section 18		cable length 2
function text	Page / column	Target designation from	Connection point	conductor	Target designation to	Connection point	Page / column	function text
	&EFS/1.6	-BG05	1		=V1WR1KF1-KF1.11	X4:1	&EFS=V1WR1KF1/1.5	
	&EFS/1.6	-BG05	4		=V1WR1KF1-KF1.11	X4:4	&EFS=V1WR1KF1/1.5	Turntable At Load Position
	&EFS/1.6	-BG05	3		=V1WR1KF1-KF1.11	X4:3	&EFS=V1WR1KF1/1.5	

Cable diagram

F09_002_VLU

Cable name -W1			cable type TPU					
remark			no. of conductors 5			cross-section 16		cable length 25
function text	Page / column	Target designation from	Connection point	conductor	Target designation to	Connection point	Page / column	function text
	&EFS=V1WC4+.UC11/22.4	-V1WC4+UC11-XD71	1		-KF1.11	POWER IN:1	&EFS/1.1	
	&EFS=V1WC4+.UC11/22.4	-V1WC4+UC11-XD71	2		-KF1.11	POWER IN:2	&EFS/1.1	
	&EFS=V1WC4+.UC11/22.5	-V1WC4+UC11-XD71	4		-KF1.11	POWER IN:4	&EFS/1.1	
	&EFS=V1WC4+.UC11/22.5	-V1WC4+UC11-XD71	3		-KF1.11	POWER IN:3	&EFS/1.1	

=V1WR1BG0/5

=V1WR1KF2/1

			Date	7/7/2022	Volvo Trucks North America	Valiant TMS	Cable diagram =V1WR1KF1+V1WR1-W1	Drawing name:		= V1WR1KF1	
			Ed.	KMAFFRE						+ V1WR1	
			Appr		P6700 Bodyside Sub - Robot Cell 2V11			Document type: EMA	Project nr: 22-16149		Page 1
Modification	Date	Name	Original		Replacement of / Replaced by	Scale 1:1					804

Cable diagram

F09_002_VLU

Cable name	-W1			cable type	TPU			
remark				no. of conductors	5	cross-section	16	cable length 5
function text	Page / column	Target designation from	Connection point	conductor	Target designation to	Connection point	Page / column	function text
	&EFS=V1WR1KF1/1.2	=V1WR1KF1-KF1.11	POWER OUT:4		-KF2.11	POWER IN:4	&EFS/1.1	
	&EFS=V1WR1KF1/1.2	=V1WR1KF1-KF1.11	POWER OUT:5		-KF2.11	POWER IN:5	&EFS/1.1	
	&EFS=V1WR1KF1/1.3	=V1WR1KF1-KF1.11	POWER OUT:1		-KF2.11	POWER IN:1	&EFS/1.1	
	&EFS=V1WR1KF1/1.3	=V1WR1KF1-KF1.11	POWER OUT:2		-KF2.11	POWER IN:2	&EFS/1.1	
	&EFS=V1WR1KF1/1.3	=V1WR1KF1-KF1.11	POWER OUT:3		-KF2.11	POWER IN:3	&EFS/1.1	

Cable diagram

F09_002_VLU

Cable name	-W1		cable type	TPE				
remark			no. of conductors	4		cross-section	18	cable length 3
function text	Page / column	Target designation from	Connection point	conductor	Target designation to	Connection point	Page / column	function text
	&EFS/1.0	-XG1/2	P1:1		=V1WR1UQ51KF2-KF2.13-X1	1	&EFS=V1WR1UQ51KF2/3.0	
	&EFS/1.1	-XG1/2	P1:3		=V1WR1UQ51KF2-KF2.13-X1	3	&EFS=V1WR1UQ51KF2/3.1	
	&EFS/1.1	-XG1/2	P1:4		=V1WR1UQ51KF2-KF2.13-X1	4	&EFS=V1WR1UQ51KF2/3.1	
	&EFS/1.1	-XG1/2	P1:2		=V1WR1UQ51KF2-KF2.13-X1	2	&EFS=V1WR1UQ51KF2/3.0	

Cable diagram

F09_002_VLU

Cable name	-W1.1			cable type	TPE			
remark				no. of conductors	4	cross-section	18	cable length 1
function text	Page / column	Target designation from	Connection point	conductor	Target designation to	Connection point	Page / column	function text
	&EFS/1.0	-BG01	1		-XG1/2	J1:1	&EFS/1.0	
	&EFS/1.0	-BG01	4		-XG1/2	J1:4	&EFS/1.1	
	&EFS/1.1	-BG01	3		-XG1/2	J1:3	&EFS/1.1	

Cable diagram

F09_002_VLU

Cable name	-W1.2			cable type	TPE			
remark				no. of conductors	4	cross-section	18	cable length 1
function text	Page / column	Target designation from	Connection point	conductor	Target designation to	Connection point	Page / column	function text
	&EFS/1.1	-BG02	BN		-XG1/2	J2:1	&EFS/1.1	
	&EFS/1.1	-BG02	BK		-XG1/2	J2:4	&EFS/1.2	
	&EFS/1.2	-BG02	BU		-XG1/2	J2:3	&EFS/1.2	

Cable diagram

F09_002_VLU

Cable name -W2			cable type TPE					
remark			no. of conductors 4			cross-section 18		cable length 1
function text	Page / column	Target designation from	Connection point	conductor	Target designation to	Connection point	Page / column	function text
	&EFS/1.3	-XG3/4	P1:1		=V1WR1UQ51KF2-KF2.13-X2	1	&EFS=V1WR1UQ51KF2/3.1	
	&EFS/1.3	-XG3/4	P1:3		=V1WR1UQ51KF2-KF2.13-X2	3	&EFS=V1WR1UQ51KF2/3.2	
	&EFS/1.4	-XG3/4	P1:4		=V1WR1UQ51KF2-KF2.13-X2	4	&EFS=V1WR1UQ51KF2/3.2	
	&EFS/1.4	-XG3/4	P1:2		=V1WR1UQ51KF2-KF2.13-X2	2	&EFS=V1WR1UQ51KF2/3.2	

Cable diagram

F09_002_VLU

Cable name	-W2.1		cable type	TPE				
remark			no. of conductors	4		cross-section	18	cable length 2
function text	Page / column	Target designation from	Connection point	conductor	Target designation to	Connection point	Page / column	function text
	&EFS/1.3	-BG03	1		-XG3/4	J1:1	&EFS/1.3	
	&EFS/1.3	-BG03	4		-XG3/4	J1:4	&EFS/1.4	
	&EFS/1.3	-BG03	3		-XG3/4	J1:3	&EFS/1.3	

Cable diagram

F09_002_VLU

Cable name	-W2.2		cable type	TPE				
remark			no. of conductors	4		cross-section	18	cable length 2
function text	Page / column	Target designation from	Connection point	conductor	Target designation to	Connection point	Page / column	function text
	&EFS/1.4	-BG04	1		-XG3/4	J2:1	&EFS/1.4	
	&EFS/1.4	-BG04	4		-XG3/4	J2:4	&EFS/1.5	
	&EFS/1.4	-BG04	3		-XG3/4	J2:3	&EFS/1.4	

Cable diagram

F09_002_VLU

Cable name -W3			cable type TPE					
remark			no. of conductors 4			cross-section 18		cable length 3
function text	Page / column	Target designation from	Connection point	conductor	Target designation to	Connection point	Page / column	function text
	&EFS/1.6	-BG05	1		=V1WR1UQ51KF2-KF2.13-X3	1	&EFS=V1WR1UQ51KF2/3.3	
	&EFS/1.6	-BG05	4		=V1WR1UQ51KF2-KF2.13-X3	4	&EFS=V1WR1UQ51KF2/3.3	
	&EFS/1.6	-BG05	3		=V1WR1UQ51KF2-KF2.13-X3	3	&EFS=V1WR1UQ51KF2/3.3	

Cable diagram

F09_002_VLU

Cable name	-W4			cable type	TPE			
remark				no. of conductors	4	cross-section	18	cable length 3
function text	Page / column	Target designation from	Connection point	conductor	Target designation to	Connection point	Page / column	function text
	&EFS/2.0	-XG6/7	P1:1		=V1WR1UQ51KF1-KF1.13-X1	1	&EFS=V1WR1UQ51KF1/3.0	
	&EFS/2.1	-XG6/7	P1:3		=V1WR1UQ51KF1-KF1.13-X1	3	&EFS=V1WR1UQ51KF1/3.1	
	&EFS/2.1	-XG6/7	P1:4		=V1WR1UQ51KF1-KF1.13-X1	4	&EFS=V1WR1UQ51KF1/3.1	
	&EFS/2.1	-XG6/7	P1:2		=V1WR1UQ51KF1-KF1.13-X1	2	&EFS=V1WR1UQ51KF1/3.0	

Cable diagram

F09_002_VLU

Cable name	-W4.1		cable type	TPE				
remark			no. of conductors	4		cross-section	18	cable length 1
function text	Page / column	Target designation from	Connection point	conductor	Target designation to	Connection point	Page / column	function text
	&EFS/2.0	-BG06	1		-XG6/7	J1:1	&EFS/2.0	
	&EFS/2.0	-BG06	4		-XG6/7	J1:4	&EFS/2.1	
	&EFS/2.1	-BG06	3		-XG6/7	J1:3	&EFS/2.1	

Cable diagram

F09_002_VLU

Cable name	-W4.2		cable type	TPE				
remark			no. of conductors	4		cross-section	18	cable length 1
function text	Page / column	Target designation from	Connection point	conductor	Target designation to	Connection point	Page / column	function text
	&EFS/2.1	-BG07	1		-XG6/7	J2:1	&EFS/2.1	
	&EFS/2.1	-BG07	4		-XG6/7	J2:4	&EFS/2.2	
	&EFS/2.2	-BG07	3		-XG6/7	J2:3	&EFS/2.2	

Cable diagram

F09_002_VLU

Cable name	-W5		cable type	TPE				
remark			no. of conductors	4		cross-section	18	cable length 2
function text	Page / column	Target designation from	Connection point	conductor	Target designation to	Connection point	Page / column	function text
	&EFS/2.3	-XG8/9	P1:1		=V1WR1UQ51KF1-KF1.13-X2	1	&EFS=V1WR1UQ51KF1/3.1	
	&EFS/2.3	-XG8/9	P1:3		=V1WR1UQ51KF1-KF1.13-X2	3	&EFS=V1WR1UQ51KF1/3.2	
	&EFS/2.4	-XG8/9	P1:4		=V1WR1UQ51KF1-KF1.13-X2	4	&EFS=V1WR1UQ51KF1/3.2	
	&EFS/2.4	-XG8/9	P1:2		=V1WR1UQ51KF1-KF1.13-X2	2	&EFS=V1WR1UQ51KF1/3.2	

Cable diagram

F09_002_VLU

Cable name	-W5.1		cable type	TPE				
remark			no. of conductors	4		cross-section	18	cable length 1
function text	Page / column	Target designation from	Connection point	conductor	Target designation to	Connection point	Page / column	function text
	&EFS/2.3	-BG08	BN		-XG8/9	J1:1	&EFS/2.3	
	&EFS/2.3	-BG08	BK		-XG8/9	J1:4	&EFS/2.4	
	&EFS/2.3	-BG08	BU		-XG8/9	J1:3	&EFS/2.3	

Cable diagram

F09_002_VLU

Cable name	-W5.2		cable type	TPE				
remark			no. of conductors	4		cross-section	18	cable length 1
function text	Page / column	Target designation from	Connection point	conductor	Target designation to	Connection point	Page / column	function text
	&EFS/2.4	-BG09	1		-XG8/9	J2:1	&EFS/2.4	
	&EFS/2.4	-BG09	4		-XG8/9	J2:4	&EFS/2.5	
	&EFS/2.4	-BG09	3		-XG8/9	J2:3	&EFS/2.4	

Cable diagram

F09_002_VLU

Cable name -W6			cable type TPE					
remark			no. of conductors 4			cross-section 18		cable length 1
function text	Page / column	Target designation from	Connection point	conductor	Target designation to	Connection point	Page / column	function text
	&EFS/2.6	-XG10/11	P1:1		=V1WR1UQ51KF1-KF1.13-X3	1	&EFS=V1WR1UQ51KF1/3.3	
	&EFS/2.6	-XG10/11	P1:3		=V1WR1UQ51KF1-KF1.13-X3	3	&EFS=V1WR1UQ51KF1/3.3	
	&EFS/2.6	-XG10/11	P1:4		=V1WR1UQ51KF1-KF1.13-X3	4	&EFS=V1WR1UQ51KF1/3.3	
	&EFS/2.7	-XG10/11	P1:2		=V1WR1UQ51KF1-KF1.13-X3	2	&EFS=V1WR1UQ51KF1/3.3	

Cable diagram

F09_002_VLU

Cable name -W6.1			cable type TPE					
remark			no. of conductors 4			cross-section 18		cable length 2
function text	Page / column	Target designation from	Connection point	conductor	Target designation to	Connection point	Page / column	function text
	&EFS/2.6	-BG10	BN		-XG10/11	J1:1	&EFS/2.6	
	&EFS/2.6	-BG10	BK		-XG10/11	J1:4	&EFS/2.6	
	&EFS/2.6	-BG10	BU		-XG10/11	J1:3	&EFS/2.6	

Cable diagram

F09_002_VLU

Cable name -W6.2			cable type TPE					
remark			no. of conductors 4			cross-section 18		cable length 1
function text	Page / column	Target designation from	Connection point	conductor	Target designation to	Connection point	Page / column	function text
	&EFS/2.7	-BG11	1		-XG10/11	J2:1	&EFS/2.7	
	&EFS/2.7	-BG11	4		-XG10/11	J2:4	&EFS/2.7	
	&EFS/2.7	-BG11	3		-XG10/11	J2:3	&EFS/2.7	

Cable diagram

F09_002_VLU

Cable name -W7			cable type TPE					
remark			no. of conductors 4			cross-section 18		cable length 2
function text	Page / column	Target designation from	Connection point	conductor	Target designation to	Connection point	Page / column	function text
	&EFS/3.0	-XG12/13	P1:1		=V1WR1UQ51KF2-KF2.13-X4	1	&EFS=V1WR1UQ51KF2/3.4	
	&EFS/3.1	-XG12/13	P1:3		=V1WR1UQ51KF2-KF2.13-X4	3	&EFS=V1WR1UQ51KF2/3.4	
	&EFS/3.1	-XG12/13	P1:4		=V1WR1UQ51KF2-KF2.13-X4	4	&EFS=V1WR1UQ51KF2/3.4	
	&EFS/3.1	-XG12/13	P1:2		=V1WR1UQ51KF2-KF2.13-X4	2	&EFS=V1WR1UQ51KF2/3.4	

Cable diagram

F09_002_VLU

Cable name -W7.1			cable type TPE					
remark			no. of conductors 4			cross-section 18		cable length 1
function text	Page / column	Target designation from	Connection point	conductor	Target designation to	Connection point	Page / column	function text
	&EFS/3.0	-BG12	1		-XG12/13	J1:1	&EFS/3.0	
	&EFS/3.0	-BG12	4		-XG12/13	J1:4	&EFS/3.1	
	&EFS/3.1	-BG12	3		-XG12/13	J1:3	&EFS/3.1	

			Date	8/28/2022	Volvo Trucks North America	Valiant TMS	Cable diagram =V1WR1UQ51BG0+V1WR1UQ51-W7.1	Drawing name:		= V1WR1UQ51BG0	
			Ed.	MKLEPADLO						+ V1WR1UQ51	
			Appr		P6700 Bodyside Sub - Robot Cell 2V11			Document type: EMA	Project nr: 22-16149		Page 18
Modification	Date	Name	Original		Replacement of / Replaced by	Scale 1:1					804

Cable diagram

F09_002_VLU

Cable name	-W7.2		cable type	TPE				
remark			no. of conductors	4		cross-section	18	cable length 1
function text	Page / column	Target designation from	Connection point	conductor	Target designation to	Connection point	Page / column	function text
	&EFS/3.1	-BG13	1		-XG12/13	J2:1	&EFS/3.1	
	&EFS/3.1	-BG13	4		-XG12/13	J2:4	&EFS/3.2	
	&EFS/3.2	-BG13	3		-XG12/13	J2:3	&EFS/3.2	

Cable diagram

F09_002_VLU

Cable name -W1.1			cable type TPU					
remark			no. of conductors 5			cross-section 16		cable length 5
function text	Page / column	Target designation from	Connection point	conductor	Target designation to	Connection point	Page / column	function text
	&EFS/1.1	-KF1-X20	1		=V1WR1UQ51WC4-XG51	J1:1	&EFS=V1WR1UQ51WC4/1.4	
	&EFS/1.1	-KF1-X20	2		=V1WR1UQ51WC4-XG51	J1:2	&EFS=V1WR1UQ51WC4/1.4	
	&EFS/1.1	-KF1-X20	3		=V1WR1UQ51WC4-XG51	J1:3	&EFS=V1WR1UQ51WC4/1.5	
	&EFS/1.2	-KF1-X20	4		=V1WR1UQ51WC4-XG51	J1:4	&EFS=V1WR1UQ51WC4/1.5	
	&EFS/1.2	-KF1-X20	5		=V1WR1UQ51WC4-XG51	J1:5	&EFS=V1WR1UQ51WC4/1.5	

Cable diagram

F09_002_VLU

Cable name	-KF1-TP1		cable type	PROFINET Cable				
remark			no. of conductors	4		cross-section	22	cable length 1.5
function text	Page / column	Target designation from	Connection point	conductor	Target designation to	Connection point	Page / column	function text
	&EFS=V1WR1UQ51KF1/1.4	=V1WR1UQ51KF1-KF1-TP2			-KF2-TP1		&EFS/1.3	

Cable diagram

F09_002_VLU

Cable name	-W1.2		cable type	TPU				
remark			no. of conductors	5		cross-section	16	cable length 2
function text	Page / column	Target designation from	Connection point	conductor	Target designation to	Connection point	Page / column	function text
	&EFS/1.1	-KF2-X20	1		=V1WR1UQ51WC4-XG51	J2:1	&EFS=V1WR1UQ51WC4/1.5	
	&EFS/1.1	-KF2-X20	2		=V1WR1UQ51WC4-XG51	J2:2	&EFS=V1WR1UQ51WC4/1.5	
	&EFS/1.1	-KF2-X20	3		=V1WR1UQ51WC4-XG51	J2:3	&EFS=V1WR1UQ51WC4/1.6	
	&EFS/1.2	-KF2-X20	4		=V1WR1UQ51WC4-XG51	J2:4	&EFS=V1WR1UQ51WC4/1.6	
	&EFS/1.2	-KF2-X20	5		=V1WR1UQ51WC4-XG51	J2:5	&EFS=V1WR1UQ51WC4/1.6	

Cable diagram

F09_002_VLU

Cable name	-W1		cable type	TPE				
remark			no. of conductors	4		cross-section	18	cable length 4
function text	Page / column	Target designation from	Connection point	conductor	Target designation to	Connection point	Page / column	function text
	&EFS=V1WR1UQ51KF1+V1WR1UQ51/KF1	=V1WR1UQ51/KF1+V1WR1UQ51-KF1	1.11-X1		-XGR/S	P1:1	&EFS=V1WR1UQ51UQ1+V1WR1UQ51UQ1/1.1	
	&EFS=V1WR1UQ51KF1+V1WR1UQ51/KF1	=V1WR1UQ51/KF1+V1WR1UQ51-KF1	2.11-X1		-XGR/S	P1:2	&EFS=V1WR1UQ51UQ1+V1WR1UQ51UQ1/1.1	
	&EFS=V1WR1UQ51KF1+V1WR1UQ51/KF1	=V1WR1UQ51/KF1+V1WR1UQ51-KF1	3.11-X1		-XGR/S	P1:3	&EFS=V1WR1UQ51UQ1+V1WR1UQ51UQ1/1.1	
	&EFS=V1WR1UQ51KF1+V1WR1UQ51/KF1	=V1WR1UQ51/KF1+V1WR1UQ51-KF1	4.11-X1		-XGR/S	P1:4	&EFS=V1WR1UQ51UQ1+V1WR1UQ51UQ1/1.1	

Cable diagram

F09_002_VLU

Cable name	-W1.1			cable type	TPE			
remark				no. of conductors	4	cross-section	18	cable length 0.5
function text	Page / column	Target designation from	Connection point	conductor	Target designation to	Connection point	Page / column	function text
	&EFS=V1WR1UQ51UQ1+BGR	-XGR/V1WR1UQ51UQ1/1.1	1		-XGR/S	J1:1	&EFS=V1WR1UQ51UQ1+V1WR1UQ51UQ1/1.1	
	&EFS=V1WR1UQ51UQ1+BGR	-XGR/V1WR1UQ51UQ1/1.1	4		-XGR/S	J1:4	&EFS=V1WR1UQ51UQ1+V1WR1UQ51UQ1/1.1	
	&EFS=V1WR1UQ51UQ1+BGR	-XGR/V1WR1UQ51UQ1/1.1	3		-XGR/S	J1:3	&EFS=V1WR1UQ51UQ1+V1WR1UQ51UQ1/1.1	

Cable diagram

F09_002_VLU

Cable name	-W1.2		cable type	TPE				
remark			no. of conductors	4		cross-section	18	cable length 0.5
function text	Page / column	Target designation from	Connection point	conductor	Target designation to	Connection point	Page / column	function text
	&EFS=V1WR1UQ51UQ1+BGS	=V1WR1UQ51UQ1/1.2	1		-XGR/S	J2:1	&EFS=V1WR1UQ51UQ1+V1WR1UQ51UQ1/1.2	
	&EFS=V1WR1UQ51UQ1+BGS	=V1WR1UQ51UQ1/1.2	4		-XGR/S	J2:4	&EFS=V1WR1UQ51UQ1+V1WR1UQ51UQ1/1.2	
	&EFS=V1WR1UQ51UQ1+BGS	=V1WR1UQ51UQ1/1.2	3		-XGR/S	J2:3	&EFS=V1WR1UQ51UQ1+V1WR1UQ51UQ1/1.2	

Cable diagram

F09_002_VLU

Cable name	-W1		cable type	TPE				
remark			no. of conductors	4		cross-section	18	cable length 3
function text	Page / column	Target designation from	Connection point	conductor	Target designation to	Connection point	Page / column	function text
	&EFS=V1WR1UQ51KF1	=V1WR1UQ51/KF1+V1WR1UQ51-KF1	1.11-X2		-XGR/S	P1:1	&EFS=V1WR1UQ51UQ1	+V1WR1UQ51UQ1/1.4
	&EFS=V1WR1UQ51KF1	=V1WR1UQ51/KF1+V1WR1UQ51-KF2	2.11-X2		-XGR/S	P1:2	&EFS=V1WR1UQ51UQ1	+V1WR1UQ51UQ1/1.4
	&EFS=V1WR1UQ51KF1	=V1WR1UQ51/KF1+V1WR1UQ51-KF3	3.11-X2		-XGR/S	P1:3	&EFS=V1WR1UQ51UQ1	+V1WR1UQ51UQ1/1.4
	&EFS=V1WR1UQ51KF1	=V1WR1UQ51/KF1+V1WR1UQ51-KF4	4.11-X2		-XGR/S	P1:4	&EFS=V1WR1UQ51UQ1	+V1WR1UQ51UQ1/1.4

Cable diagram

F09_002_VLU

Cable name	-W1.1			cable type	TPE			
remark				no. of conductors	4	cross-section	18	cable length 0.5
function text	Page / column	Target designation from	Connection point	conductor	Target designation to	Connection point	Page / column	function text
	&EFS=V1WR1UQ51UQ1+BGR	-V1WR1UQ51UQ1/1.4	1		-XGR/S	J1:1	&EFS=V1WR1UQ51UQ1+V1WR1UQ51UQ1/1.4	
	&EFS=V1WR1UQ51UQ1+BGR	-V1WR1UQ51UQ1/1.4	4		-XGR/S	J1:4	&EFS=V1WR1UQ51UQ1+V1WR1UQ51UQ1/1.4	
	&EFS=V1WR1UQ51UQ1+BGR	-V1WR1UQ51UQ1/1.4	3		-XGR/S	J1:3	&EFS=V1WR1UQ51UQ1+V1WR1UQ51UQ1/1.4	

Cable diagram

F09_002_VLU

Cable name	-W1.2			cable type	TPE			
remark				no. of conductors	4	cross-section	18	cable length 0.5
function text	Page / column	Target designation from	Connection point	conductor	Target designation to	Connection point	Page / column	function text
	&EFS=V1WR1UQ51UQ1+BGS	=V1WR1UQ51UQ1/1.5	1		-XGR/S	J2:1	&EFS=V1WR1UQ51UQ1+V1WR1UQ51UQ1/1.5	
	&EFS=V1WR1UQ51UQ1+BGS	=V1WR1UQ51UQ1/1.5	4		-XGR/S	J2:4	&EFS=V1WR1UQ51UQ1+V1WR1UQ51UQ1/1.5	
	&EFS=V1WR1UQ51UQ1+BGS	=V1WR1UQ51UQ1/1.5	3		-XGR/S	J2:3	&EFS=V1WR1UQ51UQ1+V1WR1UQ51UQ1/1.5	

Cable diagram

F09_002_VLU

Cable name	-W1			cable type	TPE			
remark				no. of conductors	4	cross-section	18	cable length 4
function text	Page / column	Target designation from	Connection point	conductor	Target designation to	Connection point	Page / column	function text
	&EFS=V1WR1UQ51KF1	=V1WR1UQ51/KF1+V1WR1UQ51-KF1	1.11-X3		-BGS/R	1	&EFS=V1WR1UQ51UQ1	+V1WR1UQ51UQ1/1.7
	&EFS=V1WR1UQ51KF1	=V1WR1UQ51/KF1+V1WR1UQ51-KF2	1.11-X3		-BGS/R	2	&EFS=V1WR1UQ51UQ1	+V1WR1UQ51UQ1/1.7
	&EFS=V1WR1UQ51KF1	=V1WR1UQ51/KF1+V1WR1UQ51-KF3	1.11-X3		-BGS/R	3	&EFS=V1WR1UQ51UQ1	+V1WR1UQ51UQ1/1.7
	&EFS=V1WR1UQ51KF1	=V1WR1UQ51/KF1+V1WR1UQ51-KF4	1.11-X3		-BGS/R	4	&EFS=V1WR1UQ51UQ1	+V1WR1UQ51UQ1/1.7

Cable diagram

F09_002_VLU

Cable name	-W1		cable type	TPE				
remark			no. of conductors	4		cross-section	18	cable length 3
function text	Page / column	Target designation from	Connection point	conductor	Target designation to	Connection point	Page / column	function text
	&EFS=V1WR1UQ51KF1	=V1WR1UQ51KF1+V1WR1UQ51-KF1	1.1	1-X4	-BGS/R	1	&EFS=V1WR1UQ51UQ2	+V1WR1UQ51UQ2/1.0
	&EFS=V1WR1UQ51KF1	=V1WR1UQ51KF1+V1WR1UQ51-KF1	2.1	1-X4	-BGS/R	2	&EFS=V1WR1UQ51UQ2	+V1WR1UQ51UQ2/1.0
	&EFS=V1WR1UQ51KF1	=V1WR1UQ51KF1+V1WR1UQ51-KF1	3.1	1-X4	-BGS/R	3	&EFS=V1WR1UQ51UQ2	+V1WR1UQ51UQ2/1.1
	&EFS=V1WR1UQ51KF1	=V1WR1UQ51KF1+V1WR1UQ51-KF1	4.1	1-X4	-BGS/R	4	&EFS=V1WR1UQ51UQ2	+V1WR1UQ51UQ2/1.1

=V1WR1UQ51UQ1.3+.WR1UQ51UQ1.3/1

=V1WR1UQ51UQ2.2+.WR1UQ51UQ2.2/1

			Date	7/7/2022	Volvo Trucks North America	Valiant TMS	Cable diagram =V1WR1UQ51UQ2.1+V1WR1UQ51UQ2.1-W1	Drawing name:	= V1WR1UQ51UQ2.1		
			Ed.	KMAFFRE					+ V1WR1UQ51UQ2.1		
			Appr		P6700 Bodyside Sub - Robot Cell 2V11			Document type: EMA	Project nr: 22-16149	Page	1
Modification	Date	Name	Original		Replacement of / Replaced by	Scale 1:1					804

Cable diagram

F09_002_VLU

Cable name	-W1		cable type	TPE				
remark			no. of conductors	4		cross-section	18	cable length 4
function text	Page / column	Target designation from	Connection point	conductor	Target designation to	Connection point	Page / column	function text
	&EFS=V1WR1UQ51KF1	=V1WR1UQ51KF1+V1WR1UQ51-KF1	1.11-X5		-BGS/R	1	&EFS=V1WR1UQ51UQ2	+V1WR1UQ51UQ2/1.2
	&EFS=V1WR1UQ51KF1	=V1WR1UQ51KF1+V1WR1UQ51-KF1	2.11-X5		-BGS/R	2	&EFS=V1WR1UQ51UQ2	+V1WR1UQ51UQ2/1.2
	&EFS=V1WR1UQ51KF1	=V1WR1UQ51KF1+V1WR1UQ51-KF1	3.11-X5		-BGS/R	3	&EFS=V1WR1UQ51UQ2	+V1WR1UQ51UQ2/1.2
	&EFS=V1WR1UQ51KF1	=V1WR1UQ51KF1+V1WR1UQ51-KF1	4.11-X5		-BGS/R	4	&EFS=V1WR1UQ51UQ2	+V1WR1UQ51UQ2/1.2

Cable diagram

F09_002_VLU

Cable name	-W1		cable type	TPE				
remark			no. of conductors	4		cross-section	18	cable length 4
function text	Page / column	Target designation from	Connection point	conductor	Target designation to	Connection point	Page / column	function text
	&EFS=V1WR1UQ51KF1	=V1WR1UQ51KF1+V1WR1UQ51-KF1	1.11-X6		-BGS/R	1	&EFS=V1WR1UQ51UQ3	+V1WR1UQ51UQ3/1.0
	&EFS=V1WR1UQ51KF1	=V1WR1UQ51KF1+V1WR1UQ51-KF1	2.11-X6		-BGS/R	2	&EFS=V1WR1UQ51UQ3	+V1WR1UQ51UQ3/1.0
	&EFS=V1WR1UQ51KF1	=V1WR1UQ51KF1+V1WR1UQ51-KF1	3.11-X6		-BGS/R	3	&EFS=V1WR1UQ51UQ3	+V1WR1UQ51UQ3/1.1
	&EFS=V1WR1UQ51KF1	=V1WR1UQ51KF1+V1WR1UQ51-KF1	4.11-X6		-BGS/R	4	&EFS=V1WR1UQ51UQ3	+V1WR1UQ51UQ3/1.1

=V1WR1UQ51UQ2.2+.WR1UQ51UQ2.2/1

=V1WR1UQ51UQ3.2+.WR1UQ51UQ3.2/1

			Date	7/7/2022	Volvo Trucks North America	Valiant TMS	Cable diagram =V1WR1UQ51UQ3.1+V1WR1UQ51UQ3.1-W1	Drawing name: = V1WR1UQ51UQ3.1 + V1WR1UQ51UQ3.1
			Ed.	KMAFFRE	P6700 Bodyside Sub - Robot Cell 2V11			
			Appr			Scale 1:1		Document type: EMA / Project nr: 22-16149 / Page 1 / 804
Modification	Date	Name	Original		Replacement of / Replaced by			

Cable diagram

F09_002_VLU

Cable name	-W1		cable type	TPE				
remark			no. of conductors	4		cross-section	18	cable length 3
function text	Page / column	Target designation from	Connection point	conductor	Target designation to	Connection point	Page / column	function text
	&EFS=V1WR1UQ51KF1	=V1WR1UQ51/KF1+V1WR1UQ51-KF1	1.11-X7		-BGS/R	1	&EFS=V1WR1UQ51UQ3	+V1WR1UQ51UQ3/1.2
	&EFS=V1WR1UQ51KF1	=V1WR1UQ51/KF1+V1WR1UQ51-KF2	2.11-X7		-BGS/R	2	&EFS=V1WR1UQ51UQ3	+V1WR1UQ51UQ3/1.2
	&EFS=V1WR1UQ51KF1	=V1WR1UQ51/KF1+V1WR1UQ51-KF3	3.11-X7		-BGS/R	3	&EFS=V1WR1UQ51UQ3	+V1WR1UQ51UQ3/1.2
	&EFS=V1WR1UQ51KF1	=V1WR1UQ51/KF1+V1WR1UQ51-KF4	4.11-X7		-BGS/R	4	&EFS=V1WR1UQ51UQ3	+V1WR1UQ51UQ3/1.2

Cable diagram

F09_002_VLU

Cable name	-W1		cable type	TPE				
remark			no. of conductors	4		cross-section	18	cable length 3
function text	Page / column	Target designation from	Connection point	conductor	Target designation to	Connection point	Page / column	function text
	&EFS=V1WR1UQ51KF1	=V1WR1UQ51/KF1+V1WR1UQ51-KF1	1.11-X8		-BGS/R	1	&EFS=V1WR1UQ51UQ4	+V1WR1UQ51UQ4/1.0
	&EFS=V1WR1UQ51KF1	=V1WR1UQ51/KF1+V1WR1UQ51-KF2	2.11-X8		-BGS/R	2	&EFS=V1WR1UQ51UQ4	+V1WR1UQ51UQ4/1.0
	&EFS=V1WR1UQ51KF1	=V1WR1UQ51/KF1+V1WR1UQ51-KF3	3.11-X8		-BGS/R	3	&EFS=V1WR1UQ51UQ4	+V1WR1UQ51UQ4/1.1
	&EFS=V1WR1UQ51KF1	=V1WR1UQ51/KF1+V1WR1UQ51-KF4	4.11-X8		-BGS/R	4	&EFS=V1WR1UQ51UQ4	+V1WR1UQ51UQ4/1.1

=V1WR1UQ51UQ3.2+.WR1UQ51UQ3.2/1

=V1WR1UQ51UQ5.1+.WR1UQ51UQ5.1/1

			Date	7/7/2022	Volvo Trucks North America	Valiant TMS	Cable diagram =V1WR1UQ51UQ4.1+V1WR1UQ51UQ4.1-W1	Drawing name:	= V1WR1UQ51UQ4.1		
			Ed.	KMAFFRE					+ V1WR1UQ51UQ4.1		
			Appr		P6700 Bodyside Sub - Robot Cell 2V11			Document type: EMA	Project nr: 22-16149	Page	1
Modification	Date	Name	Original		Replacement of / Replaced by	Scale 1:1					804

Cable diagram

F09_002_VLU

Cable name	-W1		cable type	TPE				
remark			no. of conductors	4		cross-section	18	cable length 2
function text	Page / column	Target designation from	Connection point	conductor	Target designation to	Connection point	Page / column	function text
	&EFS=V1WR1UQ51KF1	=V1WR1UQ51/2F1+V1WR1UQ51-KF1	1.12-X1		-BGS/R	1	&EFS=V1WR1UQ51UQ5	+V1WR1UQ51UQ5/1.0
	&EFS=V1WR1UQ51KF1	=V1WR1UQ51/2F1+V1WR1UQ51-KF1	2.12-X1		-BGS/R	2	&EFS=V1WR1UQ51UQ5	+V1WR1UQ51UQ5/1.0
	&EFS=V1WR1UQ51KF1	=V1WR1UQ51/2F1+V1WR1UQ51-KF1	3.12-X1		-BGS/R	3	&EFS=V1WR1UQ51UQ5	+V1WR1UQ51UQ5/1.1
	&EFS=V1WR1UQ51KF1	=V1WR1UQ51/2F1+V1WR1UQ51-KF1	4.12-X1		-BGS/R	4	&EFS=V1WR1UQ51UQ5	+V1WR1UQ51UQ5/1.1

=V1WR1UQ51UQ4.1+.WR1UQ51UQ4.1/1

=V1WR1UQ51UQ5.2+.WR1UQ51UQ5.2/1

			Date	7/7/2022	Volvo Trucks North America	Valiant TMS	Cable diagram =V1WR1UQ51UQ5.1+V1WR1UQ51UQ5.1-W1	Drawing name:	= V1WR1UQ51UQ5.1		
			Ed.	KMAFFRE					+ V1WR1UQ51UQ5.1		
			Appr		P6700 Bodyside Sub - Robot Cell 2V11			Document type: EMA	Project nr: 22-16149	Page	1
Modification	Date	Name	Original		Replacement of / Replaced by	Scale 1:1					804

Cable diagram

F09_002_VLU

Cable name	-W1		cable type	TPE				
remark			no. of conductors	4		cross-section	18	cable length 4
function text	Page / column	Target designation from	Connection point	conductor	Target designation to	Connection point	Page / column	function text
	&EFS=V1WR1UQ51KF1	=V1WR1UQ51/2F1+V1WR1UQ51-KF1	1.12-X2		-BGS/R	1	&EFS=V1WR1UQ51UQ5	+V1WR1UQ51UQ5/1.2
	&EFS=V1WR1UQ51KF1	=V1WR1UQ51/2F1+V1WR1UQ51-KF1	2.12-X2		-BGS/R	2	&EFS=V1WR1UQ51UQ5	+V1WR1UQ51UQ5/1.2
	&EFS=V1WR1UQ51KF1	=V1WR1UQ51/2F1+V1WR1UQ51-KF1	3.12-X2		-BGS/R	3	&EFS=V1WR1UQ51UQ5	+V1WR1UQ51UQ5/1.2
	&EFS=V1WR1UQ51KF1	=V1WR1UQ51/2F1+V1WR1UQ51-KF1	4.12-X2		-BGS/R	4	&EFS=V1WR1UQ51UQ5	+V1WR1UQ51UQ5/1.2

Cable diagram

F09_002_VLU

Cable name	-W1		cable type	TPE				
remark			no. of conductors	4		cross-section	18	cable length 2
function text	Page / column	Target designation from	Connection point	conductor	Target designation to	Connection point	Page / column	function text
	&EFS=V1WR1UQ51KF1	=V1WR1UQ51/2F1+V1WR1UQ51-KF1	1.12-X3		-XGR/S	P1:1	&EFS=V1WR1UQ51UQ6	+V1WR1UQ51UQ6/1.1
	&EFS=V1WR1UQ51KF1	=V1WR1UQ51/2F1+V1WR1UQ51-KF1	2.12-X3		-XGR/S	P1:2	&EFS=V1WR1UQ51UQ6	+V1WR1UQ51UQ6/1.1
	&EFS=V1WR1UQ51KF1	=V1WR1UQ51/2F1+V1WR1UQ51-KF1	3.12-X3		-XGR/S	P1:3	&EFS=V1WR1UQ51UQ6	+V1WR1UQ51UQ6/1.1
	&EFS=V1WR1UQ51KF1	=V1WR1UQ51/2F1+V1WR1UQ51-KF1	4.12-X3		-XGR/S	P1:4	&EFS=V1WR1UQ51UQ6	+V1WR1UQ51UQ6/1.1

Cable diagram

F09_002_VLU

Cable name	-W1.1			cable type	TPE			
remark				no. of conductors	4	cross-section	18	cable length 0.5
function text	Page / column	Target designation from	Connection point	conductor	Target designation to	Connection point	Page / column	function text
	&EFS=V1WR1UQ51UQ6+V1WR1UQ51UQ6/1.1	-XGR/S	1		-XGR/S	J1:1	&EFS=V1WR1UQ51UQ6+V1WR1UQ51UQ6/1.1	
	&EFS=V1WR1UQ51UQ6+V1WR1UQ51UQ6/1.1	-XGR/S	4		-XGR/S	J1:4	&EFS=V1WR1UQ51UQ6+V1WR1UQ51UQ6/1.1	
	&EFS=V1WR1UQ51UQ6+V1WR1UQ51UQ6/1.1	-XGR/S	3		-XGR/S	J1:3	&EFS=V1WR1UQ51UQ6+V1WR1UQ51UQ6/1.1	

Cable diagram

F09_002_VLU

Cable name	-W1.2		cable type	TPE				
remark			no. of conductors	4		cross-section	18	cable length 0.5
function text	Page / column	Target designation from	Connection point	conductor	Target designation to	Connection point	Page / column	function text
	&EFS=V1WR1UQ51UQ6+BGS	=V1WR1UQ51UQ6/1.2	1		-XGR/S	J2:1	&EFS=V1WR1UQ51UQ6+V1WR1UQ51UQ6/1.2	
	&EFS=V1WR1UQ51UQ6+BGS	=V1WR1UQ51UQ6/1.2	4		-XGR/S	J2:4	&EFS=V1WR1UQ51UQ6+V1WR1UQ51UQ6/1.2	
	&EFS=V1WR1UQ51UQ6+BGS	=V1WR1UQ51UQ6/1.2	3		-XGR/S	J2:3	&EFS=V1WR1UQ51UQ6+V1WR1UQ51UQ6/1.2	

Cable diagram

F09_002_VLU

Cable name	-W1		cable type	TPE				
remark			no. of conductors	4		cross-section	18	cable length 3
function text	Page / column	Target designation from	Connection point	conductor	Target designation to	Connection point	Page / column	function text
	&EFS=V1WR1UQ51KF1	=V1WR1UQ51/2F1+V1WR1UQ51-KF1	12-X4		-BGS/R	1	&EFS=V1WR1UQ51UQ7	+V1WR1UQ51UQ7/1.0
	&EFS=V1WR1UQ51KF1	=V1WR1UQ51/2F1+V1WR1UQ51-KF2	12-X4		-BGS/R	2	&EFS=V1WR1UQ51UQ7	+V1WR1UQ51UQ7/1.0
	&EFS=V1WR1UQ51KF1	=V1WR1UQ51/2F1+V1WR1UQ51-KF3	12-X4		-BGS/R	3	&EFS=V1WR1UQ51UQ7	+V1WR1UQ51UQ7/1.1
	&EFS=V1WR1UQ51KF1	=V1WR1UQ51/2F1+V1WR1UQ51-KF4	12-X4		-BGS/R	4	&EFS=V1WR1UQ51UQ7	+V1WR1UQ51UQ7/1.1

=V1WR1UQ51UQ6.1+.WR1UQ51UQ6.1/3

=V1WR1UQ51UQ8.1+.WR1UQ51UQ8.1/1

			Date	7/7/2022	Volvo Trucks North America	Valiant TMS	Cable diagram =V1WR1UQ51UQ7.1+V1WR1UQ51UQ7.1-W1	Drawing name:	= V1WR1UQ51UQ7.1		
			Ed.	KMAFFRE					+ V1WR1UQ51UQ7.1		
			Appr		P6700 Bodyside Sub - Robot Cell 2V11			Document type: EMA	Project nr: 22-16149	Page	1
Modification	Date	Name	Original		Replacement of / Replaced by	Scale 1:1					804

Cable diagram

F09_002_VLU

Cable name	-W1		cable type	TPE				
remark			no. of conductors	4		cross-section	18	cable length 3
function text	Page / column	Target designation from	Connection point	conductor	Target designation to	Connection point	Page / column	function text
	&EFS=V1WR1UQ51KF1	=V1WR1UQ51/2F5+V1WR1UQ51-KF1	12-X5		-BGS/R	1	&EFS=V1WR1UQ51UQ8	+V1WR1UQ51UQ8/1.0
	&EFS=V1WR1UQ51KF1	=V1WR1UQ51/2F5+V1WR1UQ51-KF2	12-X5		-BGS/R	2	&EFS=V1WR1UQ51UQ8	+V1WR1UQ51UQ8/1.0
	&EFS=V1WR1UQ51KF1	=V1WR1UQ51/2F5+V1WR1UQ51-KF3	12-X5		-BGS/R	3	&EFS=V1WR1UQ51UQ8	+V1WR1UQ51UQ8/1.1
	&EFS=V1WR1UQ51KF1	=V1WR1UQ51/2F5+V1WR1UQ51-KF4	12-X5		-BGS/R	4	&EFS=V1WR1UQ51UQ8	+V1WR1UQ51UQ8/1.1

=V1WR1UQ51UQ7.1+.WR1UQ51UQ7.1/1

=V1WR1UQ51UQ9.1+.WR1UQ51UQ9.1/1

			Date	7/7/2022	Volvo Trucks North America	Valiant TMS	Cable diagram =V1WR1UQ51UQ8.1+V1WR1UQ51UQ8.1-W1	Drawing name:	= V1WR1UQ51UQ8.1		
			Ed.	KMAFFRE					+ V1WR1UQ51UQ8.1		
			Appr		P6700 Bodyside Sub - Robot Cell 2V11			Document type: EMA	Project nr: 22-16149	Page	1
Modification	Date	Name	Original		Replacement of / Replaced by	Scale 1:1					804

Cable diagram

F09_002_VLU

Cable name	-W1		cable type	TPE				
remark			no. of conductors	4		cross-section	18	cable length 2
function text	Page / column	Target designation from	Connection point	conductor	Target designation to	Connection point	Page / column	function text
	&EFS=V1WR1UQ51KF1	=V1WR1UQ51/2F6+V1WR1UQ51-KF1	12-X6		-XGR/S	P1:1	&EFS=V1WR1UQ51UQ9	+V1WR1UQ51UQ9/1.1
	&EFS=V1WR1UQ51KF1	=V1WR1UQ51/2F6+V1WR1UQ51-KF2	12-X6		-XGR/S	P1:2	&EFS=V1WR1UQ51UQ9	+V1WR1UQ51UQ9/1.1
	&EFS=V1WR1UQ51KF1	=V1WR1UQ51/2F6+V1WR1UQ51-KF3	12-X6		-XGR/S	P1:3	&EFS=V1WR1UQ51UQ9	+V1WR1UQ51UQ9/1.1
	&EFS=V1WR1UQ51KF1	=V1WR1UQ51/2F7+V1WR1UQ51-KF4	12-X6		-XGR/S	P1:4	&EFS=V1WR1UQ51UQ9	+V1WR1UQ51UQ9/1.1

Cable diagram

F09_002_VLU

Cable name	-W1.1			cable type	TPE			
remark				no. of conductors	4	cross-section	18	cable length 0.5
function text	Page / column	Target designation from	Connection point	conductor	Target designation to	Connection point	Page / column	function text
	&EFS=V1WR1UQ51UQ9+BGR	-XGR/S	1		-XGR/S	J1:1	&EFS=V1WR1UQ51UQ9+V1WR1UQ51UQ9/1.1	
	&EFS=V1WR1UQ51UQ9+BGR	-XGR/S	4		-XGR/S	J1:4	&EFS=V1WR1UQ51UQ9+V1WR1UQ51UQ9/1.1	
	&EFS=V1WR1UQ51UQ9+BGR	-XGR/S	3		-XGR/S	J1:3	&EFS=V1WR1UQ51UQ9+V1WR1UQ51UQ9/1.1	

Cable diagram

F09_002_VLU

Cable name	-W1.2		cable type	TPE				
remark			no. of conductors	4		cross-section	18	cable length 0.5
function text	Page / column	Target designation from	Connection point	conductor	Target designation to	Connection point	Page / column	function text
	&EFS=V1WR1UQ51UQ9+BGS	=V1WR1UQ51UQ9/1.2	1		-XGR/S	J2:1	&EFS=V1WR1UQ51UQ9+V1WR1UQ51UQ9/1.2	
	&EFS=V1WR1UQ51UQ9+BGS	=V1WR1UQ51UQ9/1.2	4		-XGR/S	J2:4	&EFS=V1WR1UQ51UQ9+V1WR1UQ51UQ9/1.2	
	&EFS=V1WR1UQ51UQ9+BGS	=V1WR1UQ51UQ9/1.2	3		-XGR/S	J2:3	&EFS=V1WR1UQ51UQ9+V1WR1UQ51UQ9/1.2	

Cable diagram

F09_002_VLU

Cable name	-W1		cable type	TPE				
remark			no. of conductors	4		cross-section	18	cable length 2
function text	Page / column	Target designation from	Connection point	conductor	Target designation to	Connection point	Page / column	function text
	&EFS=V1WR1UQ51KF1	=V1WR1UQ51/2F1+V1WR1UQ51-KF1	12-X7		-XGR/S	P1:1	&EFS=V1WR1UQ51UQ10+V1WR1UQ51UQ10/1.1	
	&EFS=V1WR1UQ51KF1	=V1WR1UQ51/2F1+V1WR1UQ51-KF2	12-X7		-XGR/S	P1:2	&EFS=V1WR1UQ51UQ10+V1WR1UQ51UQ10/1.1	
	&EFS=V1WR1UQ51KF1	=V1WR1UQ51/2F1+V1WR1UQ51-KF3	12-X7		-XGR/S	P1:3	&EFS=V1WR1UQ51UQ10+V1WR1UQ51UQ10/1.1	
	&EFS=V1WR1UQ51KF1	=V1WR1UQ51/2F1+V1WR1UQ51-KF4	12-X7		-XGR/S	P1:4	&EFS=V1WR1UQ51UQ10+V1WR1UQ51UQ10/1.1	

Cable diagram

F09_002_VLU

Cable name	-W1.1		cable type	TPE				
remark			no. of conductors	4		cross-section	18	cable length 0.5
function text	Page / column	Target designation from	Connection point	conductor	Target designation to	Connection point	Page / column	function text
	&EFS=V1WR1UQ51UQ10+V1WR1UQ51UQ10/1.1	-XGR/S	1		-XGR/S	J1:1	&EFS=V1WR1UQ51UQ10+V1WR1UQ51UQ10/1.1	
	&EFS=V1WR1UQ51UQ10+V1WR1UQ51UQ10/1.1	-XGR/S	4		-XGR/S	J1:4	&EFS=V1WR1UQ51UQ10+V1WR1UQ51UQ10/1.1	
	&EFS=V1WR1UQ51UQ10+V1WR1UQ51UQ10/1.1	-XGR/S	3		-XGR/S	J1:3	&EFS=V1WR1UQ51UQ10+V1WR1UQ51UQ10/1.1	

Cable diagram

F09_002_VLU

Cable name	-W1.2		cable type	TPE				
remark			no. of conductors	4		cross-section	18	cable length 0.5
function text	Page / column	Target designation from	Connection point	conductor	Target designation to	Connection point	Page / column	function text
	&EFS=V1WR1UQ51UQ10+V1WR1UQ51UQ10/1.2	-XGS/S	1		-XGR/S	J2:1	&EFS=V1WR1UQ51UQ10+V1WR1UQ51UQ10/1.2	
	&EFS=V1WR1UQ51UQ10+V1WR1UQ51UQ10/1.2	-XGS/S	4		-XGR/S	J2:4	&EFS=V1WR1UQ51UQ10+V1WR1UQ51UQ10/1.2	
	&EFS=V1WR1UQ51UQ10+V1WR1UQ51UQ10/1.2	-XGS/S	3		-XGR/S	J2:3	&EFS=V1WR1UQ51UQ10+V1WR1UQ51UQ10/1.2	

Cable diagram

F09_002_VLU

Cable name	-W1		cable type	TPE			
remark			no. of conductors	4	cross-section	18	cable length 3

function text	Page / column	Target designation from	Connection point	conductor	Target designation to	Connection point	Page / column	function text
	&EFS=V1WR1UQ51KF2	=V1WR1UQ51KF2+V1WR1UQ51-KF2	1	11-X1		-BGS/R	1	&EFS=V1WR1UQ51UQ11+V1WR1UQ51UQ11/1.0
	&EFS=V1WR1UQ51KF2	=V1WR1UQ51KF2+V1WR1UQ51-KF2	2	11-X1		-BGS/R	2	&EFS=V1WR1UQ51UQ11+V1WR1UQ51UQ11/1.0
	&EFS=V1WR1UQ51KF2	=V1WR1UQ51KF2+V1WR1UQ51-KF2	3	11-X1		-BGS/R	3	&EFS=V1WR1UQ51UQ11+V1WR1UQ51UQ11/1.1
	&EFS=V1WR1UQ51KF2	=V1WR1UQ51KF2+V1WR1UQ51-KF2	4	11-X1		-BGS/R	4	&EFS=V1WR1UQ51UQ11+V1WR1UQ51UQ11/1.1

=V1WR1UQ51UQ10.1+.WR1UQ51UQ10.1/3

=V1WR1UQ51UQ11.2+.WR1UQ51UQ11.2/1

			Date	7/7/2022	Volvo Trucks North America	Valiant TMS	Cable diagram =V1WR1UQ51UQ11.1+V1WR1UQ51UQ11.1-W1	Drawing name: = V1WR1UQ51UQ11.1 + V1WR1UQ51UQ11.1
			Ed.	KMAFFRE	P6700 Bodyside Sub - Robot Cell 2V11			
			Appr			Scale 1:1		Document type: EMA / Project nr: 22-16149 / Page 1 / 804
Modification	Date	Name	Original		Replacement of / Replaced by			

Cable diagram

F09_002_VLU

Cable name	-W1			cable type	TPE			
remark				no. of conductors	4	cross-section	18	cable length 4
function text	Page / column	Target designation from	Connection point	conductor	Target designation to	Connection point	Page / column	function text
	&EFS=V1WR1UQ51KF2+V1WR1UQ51/KF2	=V1WR1UQ51/KF2+V1WR1UQ51-KF2	1	11-X2	-BGS/R	1	&EFS=V1WR1UQ51UQ11+V1WR1UQ51UQ11/1.2	
	&EFS=V1WR1UQ51KF2+V1WR1UQ51/KF2	=V1WR1UQ51/KF2+V1WR1UQ51-KF2	2	11-X2	-BGS/R	2	&EFS=V1WR1UQ51UQ11+V1WR1UQ51UQ11/1.2	
	&EFS=V1WR1UQ51KF2+V1WR1UQ51/KF2	=V1WR1UQ51/KF2+V1WR1UQ51-KF2	3	11-X2	-BGS/R	3	&EFS=V1WR1UQ51UQ11+V1WR1UQ51UQ11/1.2	
	&EFS=V1WR1UQ51KF2+V1WR1UQ51/KF2	=V1WR1UQ51/KF2+V1WR1UQ51-KF2	4	11-X2	-BGS/R	4	&EFS=V1WR1UQ51UQ11+V1WR1UQ51UQ11/1.2	

=V1WR1UQ51UQ11.1+.WR1UQ51UQ11.1/1

=V1WR1UQ51UQ11.3+.WR1UQ51UQ11.3/1

			Date	7/7/2022	Volvo Trucks North America	Valiant TMS	Cable diagram =V1WR1UQ51UQ11.2+V1WR1UQ51UQ11.2-W1	Drawing name:	= V1WR1UQ51UQ11.2		
			Ed.	KMAFFRE					+ V1WR1UQ51UQ11.2		
			Appr		P6700 Bodyside Sub - Robot Cell 2V11			Document type: EMA	Project nr: 22-16149	Page	1
Modification	Date	Name	Original		Replacement of / Replaced by	Scale 1:1					804

Cable diagram

F09_002_VLU

Cable name	-W1			cable type	TPE			
remark				no. of conductors	4	cross-section	18	cable length 3
function text	Page / column	Target designation from	Connection point	conductor	Target designation to	Connection point	Page / column	function text
	&EFS=V1WR1UQ51KF2	=V1WR1UQ51KF2+V1WR1UQ51-KF2	1	11-X3	-BGS/R	1	&EFS=V1WR1UQ51UQ11	+V1WR1UQ51UQ11/1.4
	&EFS=V1WR1UQ51KF2	=V1WR1UQ51KF2+V1WR1UQ51-KF2	2	11-X3	-BGS/R	2	&EFS=V1WR1UQ51UQ11	+V1WR1UQ51UQ11/1.4
	&EFS=V1WR1UQ51KF2	=V1WR1UQ51KF2+V1WR1UQ51-KF2	3	11-X3	-BGS/R	3	&EFS=V1WR1UQ51UQ11	+V1WR1UQ51UQ11/1.4
	&EFS=V1WR1UQ51KF2	=V1WR1UQ51KF2+V1WR1UQ51-KF2	4	11-X3	-BGS/R	4	&EFS=V1WR1UQ51UQ11	+V1WR1UQ51UQ11/1.4

=V1WR1UQ51UQ11.2+.WR1UQ51UQ11.2/1

=V1WR1UQ51UQ11.4+.WR1UQ51UQ11.4/1

			Date	7/7/2022	Volvo Trucks North America	Valiant TMS	Cable diagram =V1WR1UQ51UQ11.3+V1WR1UQ51UQ11.3-W1	Drawing name:	= V1WR1UQ51UQ11.3		
			Ed.	KMAFFRE					+ V1WR1UQ51UQ11.3		
			Appr		P6700 Bodyside Sub - Robot Cell 2V11			Document type: EMA	Project nr: 22-16149	Page	1
Modification	Date	Name	Original		Replacement of / Replaced by	Scale 1:1					804

Cable diagram

F09_002_VLU

Cable name	-W1			cable type	TPE			
remark				no. of conductors	4	cross-section	18	cable length 3
function text	Page / column	Target designation from	Connection point	conductor	Target designation to	Connection point	Page / column	function text
	&EFS=V1WR1UQ51KF2	=V1WR1UQ51KF2+V1WR1UQ51-KF2	1	11-X4	-BGS/R	1	&EFS=V1WR1UQ51UQ11	+V1WR1UQ51UQ11/1.5
	&EFS=V1WR1UQ51KF2	=V1WR1UQ51KF2+V1WR1UQ51-KF2	2	11-X4	-BGS/R	2	&EFS=V1WR1UQ51UQ11	+V1WR1UQ51UQ11/1.5
	&EFS=V1WR1UQ51KF2	=V1WR1UQ51KF2+V1WR1UQ51-KF2	3	11-X4	-BGS/R	3	&EFS=V1WR1UQ51UQ11	+V1WR1UQ51UQ11/1.5
	&EFS=V1WR1UQ51KF2	=V1WR1UQ51KF2+V1WR1UQ51-KF2	4	11-X4	-BGS/R	4	&EFS=V1WR1UQ51UQ11	+V1WR1UQ51UQ11/1.5

=V1WR1UQ51UQ11.3+.WR1UQ51UQ11.3/1

=V1WR1UQ51UQ12.1+.WR1UQ51UQ12.1/1

			Date	7/7/2022	Volvo Trucks North America	Valiant TMS	Cable diagram =V1WR1UQ51UQ11.4+V1WR1UQ51UQ11.4-W1	Drawing name: = V1WR1UQ51UQ11.4 + V1WR1UQ51UQ11.4
			Ed.	KMAFFRE	P6700 Bodyside Sub - Robot Cell 2V11			
			Appr			Scale 1:1		Document type: EMA / Project nr: 22-16149 / Page 1 / 804
Modification	Date	Name	Original		Replacement of / Replaced by			

Cable diagram

F09_002_VLU

Cable name	-W1		cable type	TPE				
remark			no. of conductors	4		cross-section	18	cable length 2
function text	Page / column	Target designation from	Connection point	conductor	Target designation to	Connection point	Page / column	function text
	&EFS=V1WR1UQ51KF2+V1WR1UQ51/KF2	=V1WR1UQ51/KF2+V1WR1UQ51-KF2	1	11-X5	-BGS/R	1	&EFS=V1WR1UQ51UQ12+V1WR1UQ51UQ12/1.0	
	&EFS=V1WR1UQ51KF2+V1WR1UQ51/KF2	=V1WR1UQ51/KF2+V1WR1UQ51-KF2	2	11-X5	-BGS/R	2	&EFS=V1WR1UQ51UQ12+V1WR1UQ51UQ12/1.0	
	&EFS=V1WR1UQ51KF2+V1WR1UQ51/KF2	=V1WR1UQ51/KF2+V1WR1UQ51-KF2	3	11-X5	-BGS/R	3	&EFS=V1WR1UQ51UQ12+V1WR1UQ51UQ12/1.1	
	&EFS=V1WR1UQ51KF2+V1WR1UQ51/KF2	=V1WR1UQ51/KF2+V1WR1UQ51-KF2	4	11-X5	-BGS/R	4	&EFS=V1WR1UQ51UQ12+V1WR1UQ51UQ12/1.1	

=V1WR1UQ51UQ11.4+.WR1UQ51UQ11.4/1

=V1WR1UQ51UQ13.1+.WR1UQ51UQ13.1/1

			Date	7/7/2022	Volvo Trucks North America	Valiant TMS	Cable diagram =V1WR1UQ51UQ12.1+V1WR1UQ51UQ12.1-W1	Drawing name:	= V1WR1UQ51UQ12.1		
			Ed.	KMAFFRE					+ V1WR1UQ51UQ12.1		
			Appr		P6700 Bodyside Sub - Robot Cell 2V11			Document type: EMA	Project nr: 22-16149	Page	1
Modification	Date	Name	Original		Replacement of / Replaced by	Scale 1:1					804

Cable diagram

F09_002_VLU

Cable name	-W1			cable type	TPE			
remark				no. of conductors	4	cross-section	18	cable length 3
function text	Page / column	Target designation from	Connection point	conductor	Target designation to	Connection point	Page / column	function text
	&EFS=V1WR1UQ51KF2	=V1WR1UQ51KF2+V1WR1UQ51-KF2	1	11-X6	-BGS/R	1	&EFS=V1WR1UQ51UQ13	+V1WR1UQ51UQ13/1.0
	&EFS=V1WR1UQ51KF2	=V1WR1UQ51KF2+V1WR1UQ51-KF2	2	11-X6	-BGS/R	2	&EFS=V1WR1UQ51UQ13	+V1WR1UQ51UQ13/1.0
	&EFS=V1WR1UQ51KF2	=V1WR1UQ51KF2+V1WR1UQ51-KF2	3	11-X6	-BGS/R	3	&EFS=V1WR1UQ51UQ13	+V1WR1UQ51UQ13/1.1
	&EFS=V1WR1UQ51KF2	=V1WR1UQ51KF2+V1WR1UQ51-KF2	4	11-X6	-BGS/R	4	&EFS=V1WR1UQ51UQ13	+V1WR1UQ51UQ13/1.1

=V1WR1UQ51UQ12.1+.WR1UQ51UQ12.1/1

=V1WR1UQ51UQ13.2+.WR1UQ51UQ13.2/1

			Date	7/7/2022	Volvo Trucks North America	Valiant TMS	Cable diagram =V1WR1UQ51UQ13.1+V1WR1UQ51UQ13.1-W1	Drawing name:	= V1WR1UQ51UQ13.1		
			Ed.	KMAFFRE					+ V1WR1UQ51UQ13.1		
			Appr		P6700 Bodyside Sub - Robot Cell 2V11			Document type: EMA	Project nr: 22-16149	Page	1
Modification	Date	Name	Original		Replacement of / Replaced by	Scale 1:1					804

Cable diagram

F09_002_VLU

Cable name	-W1		cable type	TPE			
remark			no. of conductors	4	cross-section	18	cable length 2

function text	Page / column	Target designation from	Connection point	conductor	Target designation to	Connection point	Page / column	function text
	&EFS=V1WR1UQ51KF2	=V1WR1UQ51KF2+V1WR1UQ51-KF2	1	11-X7	-BGS/R	1	&EFS=V1WR1UQ51UQ13	+V1WR1UQ51UQ13/1.2
	&EFS=V1WR1UQ51KF2	=V1WR1UQ51KF2+V1WR1UQ51-KF2	2	11-X7	-BGS/R	2	&EFS=V1WR1UQ51UQ13	+V1WR1UQ51UQ13/1.2
	&EFS=V1WR1UQ51KF2	=V1WR1UQ51KF2+V1WR1UQ51-KF2	3	11-X7	-BGS/R	3	&EFS=V1WR1UQ51UQ13	+V1WR1UQ51UQ13/1.2
	&EFS=V1WR1UQ51KF2	=V1WR1UQ51KF2+V1WR1UQ51-KF2	4	11-X7	-BGS/R	4	&EFS=V1WR1UQ51UQ13	+V1WR1UQ51UQ13/1.2

=V1WR1UQ51UQ13.1+.WR1UQ51UQ13.1/1

=V1WR1UQ51UQ14.1+.WR1UQ51UQ14.1/1

			Date	7/7/2022	Volvo Trucks North America	Valiant TMS	Cable diagram =V1WR1UQ51UQ13.2+V1WR1UQ51UQ13.2-W1	Drawing name:	= V1WR1UQ51UQ13.2		
			Ed.	KMAFFRE					+ V1WR1UQ51UQ13.2		
			Appr		P6700 Bodyside Sub - Robot Cell 2V11			Document type: EMA	Project nr: 22-16149	Page	1
Modification	Date	Name	Original		Replacement of / Replaced by	Scale 1:1					804

Cable diagram

F09_002_VLU

Cable name	-W1			cable type	TPE			
remark				no. of conductors	4	cross-section	18	cable length 1
function text	Page / column	Target designation from	Connection point	conductor	Target designation to	Connection point	Page / column	function text
	&EFS=V1WR1UQ51KF2	=V1WR1UQ51KF2+V1WR1UQ51-KF2	1	11-X8	-BGS/R	1	&EFS=V1WR1UQ51UQ14	+V1WR1UQ51UQ14/1.0
	&EFS=V1WR1UQ51KF2	=V1WR1UQ51KF2+V1WR1UQ51-KF2	2	11-X8	-BGS/R	2	&EFS=V1WR1UQ51UQ14	+V1WR1UQ51UQ14/1.0
	&EFS=V1WR1UQ51KF2	=V1WR1UQ51KF2+V1WR1UQ51-KF2	3	11-X8	-BGS/R	3	&EFS=V1WR1UQ51UQ14	+V1WR1UQ51UQ14/1.1
	&EFS=V1WR1UQ51KF2	=V1WR1UQ51KF2+V1WR1UQ51-KF2	4	11-X8	-BGS/R	4	&EFS=V1WR1UQ51UQ14	+V1WR1UQ51UQ14/1.1

=V1WR1UQ51UQ13.2+.WR1UQ51UQ13.2/1

=V1WR1UQ51UQ15.1+.WR1UQ51UQ15.1/1

			Date	7/7/2022	Volvo Trucks North America	Valiant TMS	Cable diagram =V1WR1UQ51UQ14.1+V1WR1UQ51UQ14.1-W1	Drawing name: = V1WR1UQ51UQ14.1 + V1WR1UQ51UQ14.1
			Ed.	KMAFFRE	P6700 Bodyside Sub - Robot Cell 2V11			
			Appr			Scale 1:1		Document type: EMA / Project nr: 22-16149 / Page 1 / 804
Modification	Date	Name	Original		Replacement of / Replaced by			

Cable diagram

F09_002_VLU

Cable name	-W1		cable type	TPE				
remark			no. of conductors	4		cross-section	18	cable length 3
function text	Page / column	Target designation from	Connection point	conductor	Target designation to	Connection point	Page / column	function text
	&EFS=V1WR1UQ51KF2	=V1WR1UQ51/2F2+V1WR1UQ51-KF2	1	12-X1	-XGR/S	P1:1	&EFS=V1WR1UQ51UQ15	+V1WR1UQ51UQ15/1.1
	&EFS=V1WR1UQ51KF2	=V1WR1UQ51/2F2+V1WR1UQ51-KF2	2	12-X1	-XGR/S	P1:2	&EFS=V1WR1UQ51UQ15	+V1WR1UQ51UQ15/1.1
	&EFS=V1WR1UQ51KF2	=V1WR1UQ51/2F2+V1WR1UQ51-KF2	3	12-X1	-XGR/S	P1:3	&EFS=V1WR1UQ51UQ15	+V1WR1UQ51UQ15/1.1
	&EFS=V1WR1UQ51KF2	=V1WR1UQ51/2F2+V1WR1UQ51-KF2	4	12-X1	-XGR/S	P1:4	&EFS=V1WR1UQ51UQ15	+V1WR1UQ51UQ15/1.1

Cable diagram

F09_002_VLU

Cable name	-W1.1			cable type	TPE			
remark				no. of conductors	4	cross-section	18	cable length 0.5
function text	Page / column	Target designation from	Connection point	conductor	Target designation to	Connection point	Page / column	function text
	&EFS=V1WR1UQ51UQ15+V1WR1UQ51UQ15/1.1	-XGR/S	1		-XGR/S	J1:1	&EFS=V1WR1UQ51UQ15+V1WR1UQ51UQ15/1.1	
	&EFS=V1WR1UQ51UQ15+V1WR1UQ51UQ15/1.1	-XGR/S	4		-XGR/S	J1:4	&EFS=V1WR1UQ51UQ15+V1WR1UQ51UQ15/1.1	
	&EFS=V1WR1UQ51UQ15+V1WR1UQ51UQ15/1.1	-XGR/S	3		-XGR/S	J1:3	&EFS=V1WR1UQ51UQ15+V1WR1UQ51UQ15/1.1	

Cable diagram

F09_002_VLU

Cable name	-W1.2			cable type	TPE			
remark				no. of conductors	4	cross-section	18	cable length 0.5
function text	Page / column	Target designation from	Connection point	conductor	Target designation to	Connection point	Page / column	function text
	&EFS=V1WR1UQ51UQ15+	-XGS/S	1		-XGR/S	J2:1	&EFS=V1WR1UQ51UQ15+	V1WR1UQ51UQ15/1.2
	&EFS=V1WR1UQ51UQ15+	-XGS/S	4		-XGR/S	J2:4	&EFS=V1WR1UQ51UQ15+	V1WR1UQ51UQ15/1.2
	&EFS=V1WR1UQ51UQ15+	-XGS/S	3		-XGR/S	J2:3	&EFS=V1WR1UQ51UQ15+	V1WR1UQ51UQ15/1.2

Cable diagram

F09_002_VLU

Cable name	-W1		cable type	TPE			
remark			no. of conductors	4	cross-section	18	cable length 2

function text	Page / column	Target designation from	Connection point	conductor	Target designation to	Connection point	Page / column	function text
	&EFS=V1WR1UQ51KF2+V1WR1UQ51/2F2	=V1WR1UQ51/2F2+V1WR1UQ51-KF2	1	12-X2	-BGS/R	1	&EFS=V1WR1UQ51UQ16+V1WR1UQ51UQ16/1.0	
	&EFS=V1WR1UQ51KF2+V1WR1UQ51/2F2	=V1WR1UQ51/2F2+V1WR1UQ51-KF2	2	12-X2	-BGS/R	2	&EFS=V1WR1UQ51UQ16+V1WR1UQ51UQ16/1.0	
	&EFS=V1WR1UQ51KF2+V1WR1UQ51/2F2	=V1WR1UQ51/2F2+V1WR1UQ51-KF2	3	12-X2	-BGS/R	3	&EFS=V1WR1UQ51UQ16+V1WR1UQ51UQ16/1.1	
	&EFS=V1WR1UQ51KF2+V1WR1UQ51/2F2	=V1WR1UQ51/2F2+V1WR1UQ51-KF2	4	12-X2	-BGS/R	4	&EFS=V1WR1UQ51UQ16+V1WR1UQ51UQ16/1.1	

=V1WR1UQ51UQ15.1+.WR1UQ51UQ15.1/3

=V1WR1UQ51UQ17.1+.WR1UQ51UQ17.1/1

			Date	7/7/2022	Volvo Trucks North America	Valiant TMS	Cable diagram =V1WR1UQ51UQ16.1+V1WR1UQ51UQ16.1-W1	Drawing name:	= V1WR1UQ51UQ16.1		
			Ed.	KMAFFRE					+ V1WR1UQ51UQ16.1		
			Appr		P6700 Bodyside Sub - Robot Cell 2V11			Document type: EMA	Project nr: 22-16149	Page	1
Modification	Date	Name	Original		Replacement of / Replaced by	Scale 1:1					804

Cable diagram

F09_002_VLU

Cable name	-W1			cable type	TPE			
remark				no. of conductors	4	cross-section	18	cable length 2
function text	Page / column	Target designation from	Connection point	conductor	Target designation to	Connection point	Page / column	function text
	&EFS=V1WR1UQ51KF2	=V1WR1UQ51KF2+V1WR1UQ51-KF2	12-X3		-XGR/S	P1:1	&EFS=V1WR1UQ51UQ17+V1WR1UQ51UQ17/1.1	
	&EFS=V1WR1UQ51KF2	=V1WR1UQ51KF2+V1WR1UQ51-KF2	12-X3		-XGR/S	P1:2	&EFS=V1WR1UQ51UQ17+V1WR1UQ51UQ17/1.1	
	&EFS=V1WR1UQ51KF2	=V1WR1UQ51KF2+V1WR1UQ51-KF2	12-X3		-XGR/S	P1:3	&EFS=V1WR1UQ51UQ17+V1WR1UQ51UQ17/1.1	
	&EFS=V1WR1UQ51KF2	=V1WR1UQ51KF2+V1WR1UQ51-KF2	12-X3		-XGR/S	P1:4	&EFS=V1WR1UQ51UQ17+V1WR1UQ51UQ17/1.1	

Cable diagram

F09_002_VLU

Cable name	-W1.1		cable type	TPE				
remark			no. of conductors	4		cross-section	18	cable length 0.5
function text	Page / column	Target designation from	Connection point	conductor	Target designation to	Connection point	Page / column	function text
	&EFS=V1WR1UQ51UQ17+V1	-XGR/S	1		-XGR/S	J1:1	&EFS=V1WR1UQ51UQ17+V1	WR1UQ51UQ17/1.1
	&EFS=V1WR1UQ51UQ17+V1	-XGR/S	4		-XGR/S	J1:4	&EFS=V1WR1UQ51UQ17+V1	WR1UQ51UQ17/1.1
	&EFS=V1WR1UQ51UQ17+V1	-XGR/S	3		-XGR/S	J1:3	&EFS=V1WR1UQ51UQ17+V1	WR1UQ51UQ17/1.1

Cable diagram

F09_002_VLU

Cable name	-W1.2			cable type	TPE			
remark				no. of conductors	4	cross-section	18	cable length 0.5
function text	Page / column	Target designation from	Connection point	conductor	Target designation to	Connection point	Page / column	function text
	&EFS=V1WR1UQ51UQ17+V1	=V1WR1UQ51UQ17/1.2	1		-XGR/S	J2:1	&EFS=V1WR1UQ51UQ17+V1WR1UQ51UQ17/1.2	
	&EFS=V1WR1UQ51UQ17+V1	=V1WR1UQ51UQ17/1.2	4		-XGR/S	J2:4	&EFS=V1WR1UQ51UQ17+V1WR1UQ51UQ17/1.2	
	&EFS=V1WR1UQ51UQ17+V1	=V1WR1UQ51UQ17/1.2	3		-XGR/S	J2:3	&EFS=V1WR1UQ51UQ17+V1WR1UQ51UQ17/1.2	

Cable diagram

F09_002_VLU

Cable name	-W1		cable type	TPE			
remark			no. of conductors	4	cross-section	18	cable length 3

function text	Page / column	Target designation from	Connection point	conductor	Target designation to	Connection point	Page / column	function text
	&EFS=V1WR1UQ51KF2	=V1WR1UQ51KF2+V1WR1UQ51-KF2	1	12-X4		-BGS/R	1	&EFS=V1WR1UQ51UQ18+V1WR1UQ51UQ18/1.0
	&EFS=V1WR1UQ51KF2	=V1WR1UQ51KF2+V1WR1UQ51-KF2	2	12-X4		-BGS/R	2	&EFS=V1WR1UQ51UQ18+V1WR1UQ51UQ18/1.0
	&EFS=V1WR1UQ51KF2	=V1WR1UQ51KF2+V1WR1UQ51-KF2	3	12-X4		-BGS/R	3	&EFS=V1WR1UQ51UQ18+V1WR1UQ51UQ18/1.1
	&EFS=V1WR1UQ51KF2	=V1WR1UQ51KF2+V1WR1UQ51-KF2	4	12-X4		-BGS/R	4	&EFS=V1WR1UQ51UQ18+V1WR1UQ51UQ18/1.1

Cable diagram

F09_002_VLU

Cable name	-W1			cable type	TPE			
remark				no. of conductors	4	cross-section	18	cable length 3
function text	Page / column	Target designation from	Connection point	conductor	Target designation to	Connection point	Page / column	function text
	&EFS=V1WR1UQ51KF2	=V1WR1UQ51/2F5+V1WR1UQ51-KF2	1	12-X5	-BGS/R	1	&EFS=V1WR1UQ51UQ19	+V1WR1UQ51UQ19/1.0
	&EFS=V1WR1UQ51KF2	=V1WR1UQ51/2F5+V1WR1UQ51-KF2	2	12-X5	-BGS/R	2	&EFS=V1WR1UQ51UQ19	+V1WR1UQ51UQ19/1.0
	&EFS=V1WR1UQ51KF2	=V1WR1UQ51/2F5+V1WR1UQ51-KF2	3	12-X5	-BGS/R	3	&EFS=V1WR1UQ51UQ19	+V1WR1UQ51UQ19/1.1
	&EFS=V1WR1UQ51KF2	=V1WR1UQ51/2F5+V1WR1UQ51-KF2	4	12-X5	-BGS/R	4	&EFS=V1WR1UQ51UQ19	+V1WR1UQ51UQ19/1.1

=V1WR1UQ51UQ18.1+.WR1UQ51UQ18.1/1

=V1WR1UQ51UQ20.1+.WR1UQ51UQ20.1/1

			Date	7/7/2022	Volvo Trucks North America	Valiant TMS	Cable diagram =V1WR1UQ51UQ19.1+V1WR1UQ51UQ19.1-W1	Drawing name:	= V1WR1UQ51UQ19.1		
			Ed.	KMAFFRE					+ V1WR1UQ51UQ19.1		
			Appr		P6700 Bodyside Sub - Robot Cell 2V11			Document type: EMA	Project nr: 22-16149	Page	1
Modification	Date	Name	Original		Replacement of / Replaced by	Scale 1:1					804

Cable diagram

F09_002_VLU

Cable name	-W1			cable type	TPE			
remark				no. of conductors	4	cross-section	18	cable length 3
function text	Page / column	Target designation from	Connection point	conductor	Target designation to	Connection point	Page / column	function text
	&EFS=V1WR1UQ51KF2	=V1WR1UQ51/2F6+V1WR1UQ51-KF2	12-X6		-BGS/R	1	&EFS=V1WR1UQ51UQ20+V1WR1UQ51UQ20/1.0	
	&EFS=V1WR1UQ51KF2	=V1WR1UQ51/2F6+V1WR1UQ51-KF2	12-X6		-BGS/R	2	&EFS=V1WR1UQ51UQ20+V1WR1UQ51UQ20/1.0	
	&EFS=V1WR1UQ51KF2	=V1WR1UQ51/2F6+V1WR1UQ51-KF2	12-X6		-BGS/R	3	&EFS=V1WR1UQ51UQ20+V1WR1UQ51UQ20/1.1	
	&EFS=V1WR1UQ51KF2	=V1WR1UQ51/2F6+V1WR1UQ51-KF2	12-X6		-BGS/R	4	&EFS=V1WR1UQ51UQ20+V1WR1UQ51UQ20/1.1	

Cable diagram

F09_002_VLU

Cable name	-W1		cable type	TPU				
remark			no. of conductors	5		cross-section	16	cable length 10
function text	Page / column	Target designation from	Connection point	conductor	Target designation to	Connection point	Page / column	function text
	&EFS/1.4	=V1WC4+UC46-XD51	1		-XG51	P1:1	&EFS/1.4	
	&EFS/1.4	=V1WC4+UC46-XD51	2		-XG51	P1:2	&EFS/1.4	
	&EFS/1.5	=V1WC4+UC46-XD51	4		-XG51	P1:4	&EFS/1.5	
	&EFS/1.5	=V1WC4+UC46-XD51	5		-XG51	P1:5	&EFS/1.5	
	&EFS/1.5	=V1WC4+UC46-XD51	3		-XG51	P1:3	&EFS/1.5	

Cable diagram

F09_002_VLU

Cable name -W1			cable type TPE					
remark			no. of conductors 4			cross-section 18		cable length 2
function text	Page / column	Target designation from	Connection point	conductor	Target designation to	Connection point	Page / column	function text
	&EFS/1.0	-XG1/2	P1:1		=V1WR1UQ52KF1-KF1.13-X3	1	&EFS=V1WR1UQ52KF1/3.3	
	&EFS/1.1	-XG1/2	P1:3		=V1WR1UQ52KF1-KF1.13-X3	3	&EFS=V1WR1UQ52KF1/3.3	
	&EFS/1.1	-XG1/2	P1:4		=V1WR1UQ52KF1-KF1.13-X3	4	&EFS=V1WR1UQ52KF1/3.3	
	&EFS/1.1	-XG1/2	P1:2		=V1WR1UQ52KF1-KF1.13-X3	2	&EFS=V1WR1UQ52KF1/3.3	

Cable diagram

F09_002_VLU

Cable name	-W1.1			cable type	TPE			
remark				no. of conductors	4	cross-section	18	cable length 0.5
function text	Page / column	Target designation from	Connection point	conductor	Target designation to	Connection point	Page / column	function text
	&EFS/1.0	-BG01	1		-XG1/2	J1:1	&EFS/1.0	
	&EFS/1.0	-BG01	4		-XG1/2	J1:4	&EFS/1.1	
	&EFS/1.1	-BG01	3		-XG1/2	J1:3	&EFS/1.1	

Cable diagram

F09_002_VLU

Cable name	-W1.2			cable type	TPE			
remark				no. of conductors	4	cross-section	18	cable length 0.5
function text	Page / column	Target designation from	Connection point	conductor	Target designation to	Connection point	Page / column	function text
	&EFS/1.1	-BG02	1		-XG1/2	J2:1	&EFS/1.1	
	&EFS/1.1	-BG02	4		-XG1/2	J2:4	&EFS/1.2	
	&EFS/1.2	-BG02	3		-XG1/2	J2:3	&EFS/1.2	

Cable diagram

F09_002_VLU

Cable name -W2			cable type TPE					
remark			no. of conductors 4			cross-section 18		cable length 2
function text	Page / column	Target designation from	Connection point	conductor	Target designation to	Connection point	Page / column	function text
	&EFS/1.3	-XG3/4	P1:1		=V1WR1UQ52KF1-KF1.13-X4	1	&EFS=V1WR1UQ52KF1/3.4	
	&EFS/1.3	-XG3/4	P1:3		=V1WR1UQ52KF1-KF1.13-X4	3	&EFS=V1WR1UQ52KF1/3.4	
	&EFS/1.4	-XG3/4	P1:4		=V1WR1UQ52KF1-KF1.13-X4	4	&EFS=V1WR1UQ52KF1/3.4	
	&EFS/1.4	-XG3/4	P1:2		=V1WR1UQ52KF1-KF1.13-X4	2	&EFS=V1WR1UQ52KF1/3.4	

Cable diagram

F09_002_VLU

Cable name	-W2.1			cable type	TPE			
remark				no. of conductors	4	cross-section	18	cable length 0.5
function text	Page / column	Target designation from	Connection point	conductor	Target designation to	Connection point	Page / column	function text
	&EFS/1.3	-BG03	1		-XG3/4	J1:1	&EFS/1.3	
	&EFS/1.3	-BG03	4		-XG3/4	J1:4	&EFS/1.4	
	&EFS/1.3	-BG03	3		-XG3/4	J1:3	&EFS/1.3	

Cable diagram

F09_002_VLU

Cable name	-W2.2			cable type	TPE			
remark				no. of conductors	4	cross-section	18	cable length 0.5
function text	Page / column	Target designation from	Connection point	conductor	Target designation to	Connection point	Page / column	function text
	&EFS/1.4	-BG04	1		-XG3/4	J2:1	&EFS/1.4	
	&EFS/1.4	-BG04	4		-XG3/4	J2:4	&EFS/1.5	
	&EFS/1.4	-BG04	3		-XG3/4	J2:3	&EFS/1.4	

Cable diagram

F09_002_VLU

Cable name -W3			cable type TPE					
remark			no. of conductors 4			cross-section 18		cable length 1
function text	Page / column	Target designation from	Connection point	conductor	Target designation to	Connection point	Page / column	function text
	&EFS/1.6	-XG5/6	P1:1		=V1WR1UQ52KF1-KF1.13-X5	1	&EFS=V1WR1UQ52KF1/3.5	
	&EFS/1.6	-XG5/6	P1:3		=V1WR1UQ52KF1-KF1.13-X5	3	&EFS=V1WR1UQ52KF1/3.5	
	&EFS/1.6	-XG5/6	P1:4		=V1WR1UQ52KF1-KF1.13-X5	4	&EFS=V1WR1UQ52KF1/3.5	
	&EFS/1.7	-XG5/6	P1:2		=V1WR1UQ52KF1-KF1.13-X5	2	&EFS=V1WR1UQ52KF1/3.5	

Cable diagram

F09_002_VLU

Cable name	-W3.1			cable type	TPE			
remark				no. of conductors	4	cross-section	18	cable length 1
function text	Page / column	Target designation from	Connection point	conductor	Target designation to	Connection point	Page / column	function text
	&EFS/1.6	-BG05	1		-XG5/6	J1:1	&EFS/1.6	
	&EFS/1.6	-BG05	4		-XG5/6	J1:4	&EFS/1.6	
	&EFS/1.6	-BG05	3		-XG5/6	J1:3	&EFS/1.6	

Cable diagram

F09_002_VLU

Cable name -W3.2			cable type TPE					
remark			no. of conductors 4			cross-section 18		cable length 2
function text	Page / column	Target designation from	Connection point	conductor	Target designation to	Connection point	Page / column	function text
	&EFS/1.7	-BG06	1		-XG5/6	J2:1	&EFS/1.7	
	&EFS/1.7	-BG06	4		-XG5/6	J2:4	&EFS/1.7	
	&EFS/1.7	-BG06	3		-XG5/6	J2:3	&EFS/1.7	

Cable diagram

F09_002_VLU

Cable name -W4			cable type TPE					
remark			no. of conductors 4			cross-section 18		cable length 1
function text	Page / column	Target designation from	Connection point	conductor	Target designation to	Connection point	Page / column	function text
	&EFS/2.0	-XG7/8	P1:1		=V1WR1UQ52KF1-KF1.13-X6	1	&EFS=V1WR1UQ52KF1/3.6	
	&EFS/2.1	-XG7/8	P1:3		=V1WR1UQ52KF1-KF1.13-X6	3	&EFS=V1WR1UQ52KF1/3.6	
	&EFS/2.1	-XG7/8	P1:4		=V1WR1UQ52KF1-KF1.13-X6	4	&EFS=V1WR1UQ52KF1/3.7	
	&EFS/2.1	-XG7/8	P1:2		=V1WR1UQ52KF1-KF1.13-X6	2	&EFS=V1WR1UQ52KF1/3.6	

Cable diagram

F09_002_VLU

Cable name	-W4.1		cable type	TPE				
remark			no. of conductors	4		cross-section	18	cable length 1
function text	Page / column	Target designation from	Connection point	conductor	Target designation to	Connection point	Page / column	function text
	&EFS/2.0	-BG07	1		-XG7/8	J1:1	&EFS/2.0	
	&EFS/2.0	-BG07	4		-XG7/8	J1:4	&EFS/2.1	
	&EFS/2.1	-BG07	3		-XG7/8	J1:3	&EFS/2.1	

Cable diagram

F09_002_VLU

Cable name	-W4.2		cable type	TPE				
remark			no. of conductors	4		cross-section	18	cable length 2
function text	Page / column	Target designation from	Connection point	conductor	Target designation to	Connection point	Page / column	function text
	&EFS/2.1	-BG08	1		-XG7/8	J2:1	&EFS/2.1	
	&EFS/2.1	-BG08	4		-XG7/8	J2:4	&EFS/2.2	
	&EFS/2.2	-BG08	3		-XG7/8	J2:3	&EFS/2.2	

Cable diagram

F09_002_VLU

Cable name -W5			cable type TPE					
remark			no. of conductors 4			cross-section 18		cable length 1
function text	Page / column	Target designation from	Connection point	conductor	Target designation to	Connection point	Page / column	function text
	&EFS/2.3	-XG9/10	P1:1		=V1WR1UQ52KF1-KF1.13-X7	1	&EFS=V1WR1UQ52KF1/3.7	
	&EFS/2.3	-XG9/10	P1:3		=V1WR1UQ52KF1-KF1.13-X7	3	&EFS=V1WR1UQ52KF1/3.8	
	&EFS/2.4	-XG9/10	P1:4		=V1WR1UQ52KF1-KF1.13-X7	4	&EFS=V1WR1UQ52KF1/3.8	
	&EFS/2.4	-XG9/10	P1:2		=V1WR1UQ52KF1-KF1.13-X7	2	&EFS=V1WR1UQ52KF1/3.7	

Cable diagram

F09_002_VLU

Cable name	-W5.1		cable type	TPE				
remark			no. of conductors	4		cross-section	18	cable length 2
function text	Page / column	Target designation from	Connection point	conductor	Target designation to	Connection point	Page / column	function text
	&EFS/2.3	-BG09	1		-XG9/10	J1:1	&EFS/2.3	
	&EFS/2.3	-BG09	4		-XG9/10	J1:4	&EFS/2.4	
	&EFS/2.3	-BG09	3		-XG9/10	J1:3	&EFS/2.3	

			Date	8/29/2022	Volvo Trucks North America	Valiant TMS	Cable diagram =V1WR1UQ52BG0+V1WR1UQ52-W5.1	Drawing name:	= V1WR1UQ52BG0		
			Ed.	MKLEPADLO					+ V1WR1UQ52		
			Appr		P6700 Bodyside Sub - Robot Cell 2V11			Document type: EMA	Project nr: 22-16149	Page	14
Modification	Date	Name	Original		Replacement of / Replaced by	Scale 1:1					804

Cable diagram

F09_002_VLU

Cable name -W5.2			cable type TPE					
remark			no. of conductors 4			cross-section 18		cable length 2
function text	Page / column	Target designation from	Connection point	conductor	Target designation to	Connection point	Page / column	function text
	&EFS/2.4	-BG10	1		-XG9/10	J2:1	&EFS/2.4	
	&EFS/2.4	-BG10	4		-XG9/10	J2:4	&EFS/2.5	
	&EFS/2.4	-BG10	3		-XG9/10	J2:3	&EFS/2.4	

Cable diagram

F09_002_VLU

Cable name -W6			cable type TPE					
remark			no. of conductors 4			cross-section 18		cable length 1
function text	Page / column	Target designation from	Connection point	conductor	Target designation to	Connection point	Page / column	function text
	&EFS/2.6	-XG11/13	P1:1		=V1WR1UQ52KF1-KF1.13-X8	1	&EFS=V1WR1UQ52KF1/3.8	
	&EFS/2.6	-XG11/13	P1:3		=V1WR1UQ52KF1-KF1.13-X8	3	&EFS=V1WR1UQ52KF1/3.9	
	&EFS/2.6	-XG11/13	P1:4		=V1WR1UQ52KF1-KF1.13-X8	4	&EFS=V1WR1UQ52KF1/3.9	
	&EFS/2.7	-XG11/13	P1:2		=V1WR1UQ52KF1-KF1.13-X8	2	&EFS=V1WR1UQ52KF1/3.9	

Cable diagram

F09_002_VLU

Cable name -W6.1			cable type TPE					
remark			no. of conductors 4			cross-section 18		cable length 1
function text	Page / column	Target designation from	Connection point	conductor	Target designation to	Connection point	Page / column	function text
	&EFS/2.6	-BG11	BN		-XG11/13	J1:1	&EFS/2.6	
	&EFS/2.6	-BG11	BK		-XG11/13	J1:4	&EFS/2.6	
	&EFS/2.6	-BG11	BU		-XG11/13	J1:3	&EFS/2.6	

Cable diagram

F09_002_VLU

Cable name -W6.2			cable type TPE					
remark			no. of conductors 4			cross-section 18		cable length 1
function text	Page / column	Target designation from	Connection point	conductor	Target designation to	Connection point	Page / column	function text
	&EFS/2.7	-BG13	BN		-XG11/13	J2:1	&EFS/2.7	
	&EFS/2.7	-BG13	BK		-XG11/13	J2:4	&EFS/2.7	
	&EFS/2.7	-BG13	BU		-XG11/13	J2:3	&EFS/2.7	

			Date	8/29/2022	Volvo Trucks North America	Valiant TMS	Cable diagram =V1WR1UQ52BG0+V1WR1UQ52-W6.2	Drawing name:	= V1WR1UQ52BG0		
			Ed.	MKLEPADLO					+ V1WR1UQ52		
			Appr		P6700 Bodyside Sub - Robot Cell 2V11			Document type: EMA	Project nr: 22-16149	Page	18
Modification	Date	Name	Original		Replacement of / Replaced by	Scale 1:1					804

Cable diagram

F09_002_VLU

Cable name -W7			cable type TPE					
remark			no. of conductors 4			cross-section 18		cable length 2
function text	Page / column	Target designation from	Connection point	conductor	Target designation to	Connection point	Page / column	function text
	&EFS/3.0	-XG12/14	P1:1		=V1WR1UQ52KF1-KF1.14-X5	1	&EFS=V1WR1UQ52KF1/4.5	
	&EFS/3.1	-XG12/14	P1:3		=V1WR1UQ52KF1-KF1.14-X5	3	&EFS=V1WR1UQ52KF1/4.5	
	&EFS/3.1	-XG12/14	P1:4		=V1WR1UQ52KF1-KF1.14-X5	4	&EFS=V1WR1UQ52KF1/4.5	
	&EFS/3.1	-XG12/14	P1:2		=V1WR1UQ52KF1-KF1.14-X5	2	&EFS=V1WR1UQ52KF1/4.5	

Cable diagram

F09_002_VLU

Cable name	-W7.1		cable type	TPE				
remark			no. of conductors	4		cross-section	18	cable length 1
function text	Page / column	Target designation from	Connection point	conductor	Target designation to	Connection point	Page / column	function text
	&EFS/3.0	-BG12	BN		-XG12/14	J1:1	&EFS/3.0	
	&EFS/3.0	-BG12	BK		-XG12/14	J1:4	&EFS/3.1	
	&EFS/3.1	-BG12	BU		-XG12/14	J1:3	&EFS/3.1	

Cable diagram

F09_002_VLU

Cable name	-W7.2		cable type	TPE				
remark			no. of conductors	4		cross-section	18	cable length 1
function text	Page / column	Target designation from	Connection point	conductor	Target designation to	Connection point	Page / column	function text
	&EFS/3.1	-BG14	BN		-XG12/14	J2:1	&EFS/3.1	
	&EFS/3.1	-BG14	BK		-XG12/14	J2:4	&EFS/3.2	
	&EFS/3.2	-BG14	BU		-XG12/14	J2:3	&EFS/3.2	

Cable diagram

F09_002_VLU

Cable name	-W1		cable type	TPU				
remark			no. of conductors	5		cross-section	16	cable length 10
function text	Page / column	Target designation from	Connection point	conductor	Target designation to	Connection point	Page / column	function text
	&EFS=V1WR1UQ52WC4+1.4	=1.4WC4+UC46-XD52	1		-KF1-X20	1	&EFS/1.1	
	&EFS=V1WR1UQ52WC4+1.4	=1.4WC4+UC46-XD52	2		-KF1-X20	2	&EFS/1.1	
	&EFS=V1WR1UQ52WC4+1.5	=1.5WC4+UC46-XD52	3		-KF1-X20	3	&EFS/1.1	
	&EFS=V1WR1UQ52WC4+1.5	=1.5WC4+UC46-XD52	4		-KF1-X20	4	&EFS/1.2	
	&EFS=V1WR1UQ52WC4+1.5	=1.5WC4+UC46-XD52	5		-KF1-X20	5	&EFS/1.2	

Cable diagram

F09_002_VLU

Cable name	-W1		cable type	TPE				
remark			no. of conductors	4		cross-section	18	cable length 2
function text	Page / column	Target designation from	Connection point	conductor	Target designation to	Connection point	Page / column	function text
	&EFS=V1WR1UQ52KF1+V1WR1UQ52/1	=V1WR1UQ52KF1+V1WR1UQ52-KF1	1.11-X1		-XGR/S	P1:1	&EFS=V1WR1UQ52UQ1+V1WR1UQ52UQ1/1.1	
	&EFS=V1WR1UQ52KF1+V1WR1UQ52/1	=V1WR1UQ52KF1+V1WR1UQ52-KF1	2.11-X1		-XGR/S	P1:2	&EFS=V1WR1UQ52UQ1+V1WR1UQ52UQ1/1.1	
	&EFS=V1WR1UQ52KF1+V1WR1UQ52/1	=V1WR1UQ52KF1+V1WR1UQ52-KF1	3.11-X1		-XGR/S	P1:3	&EFS=V1WR1UQ52UQ1+V1WR1UQ52UQ1/1.1	
	&EFS=V1WR1UQ52KF1+V1WR1UQ52/1	=V1WR1UQ52KF1+V1WR1UQ52-KF1	4.11-X1		-XGR/S	P1:4	&EFS=V1WR1UQ52UQ1+V1WR1UQ52UQ1/1.1	

Cable diagram

F09_002_VLU

Cable name	-W1.1		cable type	TPE				
remark			no. of conductors	4		cross-section	18	cable length 1
function text	Page / column	Target designation from	Connection point	conductor	Target designation to	Connection point	Page / column	function text
	&EFS=V1WR1UQ52UQ1+BGR	=V1WR1UQ52UQ1/1.1	1		-XGR/S	J1:1	&EFS=V1WR1UQ52UQ1+V1WR1UQ52UQ1/1.1	
	&EFS=V1WR1UQ52UQ1+BGR	=V1WR1UQ52UQ1/1.1	4		-XGR/S	J1:4	&EFS=V1WR1UQ52UQ1+V1WR1UQ52UQ1/1.1	
	&EFS=V1WR1UQ52UQ1+BGR	=V1WR1UQ52UQ1/1.1	3		-XGR/S	J1:3	&EFS=V1WR1UQ52UQ1+V1WR1UQ52UQ1/1.1	

Cable diagram

F09_002_VLU

Cable name	-W1.2			cable type	TPE			
remark				no. of conductors	4	cross-section	18	cable length 1
function text	Page / column	Target designation from	Connection point	conductor	Target designation to	Connection point	Page / column	function text
	&EFS=V1WR1UQ52UQ1+BGS	-XGR/S	1		-XGR/S	J2:1	&EFS=V1WR1UQ52UQ1+V1WR1UQ52UQ1/1.2	
	&EFS=V1WR1UQ52UQ1+BGS	-XGR/S	4		-XGR/S	J2:4	&EFS=V1WR1UQ52UQ1+V1WR1UQ52UQ1/1.2	
	&EFS=V1WR1UQ52UQ1+BGS	-XGR/S	3		-XGR/S	J2:3	&EFS=V1WR1UQ52UQ1+V1WR1UQ52UQ1/1.2	

Cable diagram

F09_002_VLU

Cable name	-W1		cable type	TPE				
remark			no. of conductors	4		cross-section	18	cable length 2
function text	Page / column	Target designation from	Connection point	conductor	Target designation to	Connection point	Page / column	function text
	&EFS=V1WR1UQ52KF1	=V1WR1UQ52KF1+V1WR1UQ52-KF1	1.11-X2		-XGR/S	P1:1	&EFS=V1WR1UQ52UQ1+V1WR1UQ52UQ1/1.4	
	&EFS=V1WR1UQ52KF1	=V1WR1UQ52KF1+V1WR1UQ52-KF1	2.11-X2		-XGR/S	P1:2	&EFS=V1WR1UQ52UQ1+V1WR1UQ52UQ1/1.4	
	&EFS=V1WR1UQ52KF1	=V1WR1UQ52KF1+V1WR1UQ52-KF1	3.11-X2		-XGR/S	P1:3	&EFS=V1WR1UQ52UQ1+V1WR1UQ52UQ1/1.4	
	&EFS=V1WR1UQ52KF1	=V1WR1UQ52KF1+V1WR1UQ52-KF1	4.11-X2		-XGR/S	P1:4	&EFS=V1WR1UQ52UQ1+V1WR1UQ52UQ1/1.4	

Cable diagram

F09_002_VLU

Cable name	-W1.1		cable type	TPE				
remark			no. of conductors	4		cross-section	18	cable length 1
function text	Page / column	Target designation from	Connection point	conductor	Target designation to	Connection point	Page / column	function text
	&EFS=V1WR1UQ52UQ1+V1WR1UQ52UQ1/1.4	-XGR/S	1		-XGR/S	J1:1	&EFS=V1WR1UQ52UQ1+V1WR1UQ52UQ1/1.4	
	&EFS=V1WR1UQ52UQ1+V1WR1UQ52UQ1/1.4	-XGR/S	4		-XGR/S	J1:4	&EFS=V1WR1UQ52UQ1+V1WR1UQ52UQ1/1.4	
	&EFS=V1WR1UQ52UQ1+V1WR1UQ52UQ1/1.4	-XGR/S	3		-XGR/S	J1:3	&EFS=V1WR1UQ52UQ1+V1WR1UQ52UQ1/1.4	

Cable diagram

F09_002_VLU

Cable name	-W1.2			cable type	TPE			
remark				no. of conductors	4	cross-section	18	cable length 1
function text	Page / column	Target designation from	Connection point	conductor	Target designation to	Connection point	Page / column	function text
	&EFS=V1WR1UQ52UQ1+BGS	-XGS/V1WR1UQ52UQ1/1.5	1		-XGR/S	J2:1	&EFS=V1WR1UQ52UQ1+V1WR1UQ52UQ1/1.5	
	&EFS=V1WR1UQ52UQ1+BGS	-XGS/V1WR1UQ52UQ1/1.5	4		-XGR/S	J2:4	&EFS=V1WR1UQ52UQ1+V1WR1UQ52UQ1/1.5	
	&EFS=V1WR1UQ52UQ1+BGS	-XGS/V1WR1UQ52UQ1/1.5	3		-XGR/S	J2:3	&EFS=V1WR1UQ52UQ1+V1WR1UQ52UQ1/1.5	

Cable diagram

F09_002_VLU

Cable name	-W1		cable type	TPE				
remark			no. of conductors	4		cross-section	18	cable length 2
function text	Page / column	Target designation from	Connection point	conductor	Target designation to	Connection point	Page / column	function text
	&EFS=V1WR1UQ52KF1	=V1WR1UQ52KF1+V1WR1UQ52-KF1	1.11-X3		-BGS/R	1	&EFS=V1WR1UQ52UQ2	+V1WR1UQ52UQ2/1.0
	&EFS=V1WR1UQ52KF1	=V1WR1UQ52KF1+V1WR1UQ52-KF1	2.11-X3		-BGS/R	2	&EFS=V1WR1UQ52UQ2	+V1WR1UQ52UQ2/1.0
	&EFS=V1WR1UQ52KF1	=V1WR1UQ52KF1+V1WR1UQ52-KF1	3.11-X3		-BGS/R	3	&EFS=V1WR1UQ52UQ2	+V1WR1UQ52UQ2/1.1
	&EFS=V1WR1UQ52KF1	=V1WR1UQ52KF1+V1WR1UQ52-KF1	4.11-X3		-BGS/R	4	&EFS=V1WR1UQ52UQ2	+V1WR1UQ52UQ2/1.1

=V1WR1UQ52UQ1.2+.WR1UQ52UQ1.2/3

=V1WR1UQ52UQ2.2+.WR1UQ52UQ2.2/1

			Date	7/7/2022	Volvo Trucks North America	Valiant TMS	Cable diagram =V1WR1UQ52UQ2.1+V1WR1UQ52UQ2.1-W1	Drawing name:	= V1WR1UQ52UQ2.1		
			Ed.	KMAFFRE					+ V1WR1UQ52UQ2.1		
			Appr		P6700 Bodyside Sub - Robot Cell 2V11			Document type: EMA	Project nr: 22-16149	Page	1
Modification	Date	Name	Original		Replacement of / Replaced by	Scale 1:1					804

Cable diagram

F09_002_VLU

Cable name	-W1		cable type	TPE				
remark			no. of conductors	4		cross-section	18	cable length 1
function text	Page / column	Target designation from	Connection point	conductor	Target designation to	Connection point	Page / column	function text
	&EFS=V1WR1UQ52KF1	=V1WR1UQ52KF1+V1WR1UQ52-KF1	1.11-X4		-XGR/S	P1:1	&EFS=V1WR1UQ52UQ2	+V1WR1UQ52UQ2/1.2
	&EFS=V1WR1UQ52KF1	=V1WR1UQ52KF1+V1WR1UQ52-KF1	2.11-X4		-XGR/S	P1:2	&EFS=V1WR1UQ52UQ2	+V1WR1UQ52UQ2/1.3
	&EFS=V1WR1UQ52KF1	=V1WR1UQ52KF1+V1WR1UQ52-KF1	3.11-X4		-XGR/S	P1:3	&EFS=V1WR1UQ52UQ2	+V1WR1UQ52UQ2/1.2
	&EFS=V1WR1UQ52KF1	=V1WR1UQ52KF1+V1WR1UQ52-KF1	4.11-X4		-XGR/S	P1:4	&EFS=V1WR1UQ52UQ2	+V1WR1UQ52UQ2/1.3

Cable diagram

F09_002_VLU

Cable name	-W1.1			cable type	TPE			
remark				no. of conductors	4	cross-section	18	cable length 0.5
function text	Page / column	Target designation from	Connection point	conductor	Target designation to	Connection point	Page / column	function text
	&EFS=V1WR1UQ52UQ2+BGR	=V1WR1UQ52UQ2/1.2	1		-XGR/S	J1:1	&EFS=V1WR1UQ52UQ2+V1WR1UQ52UQ2/1.2	
	&EFS=V1WR1UQ52UQ2+BGR	=V1WR1UQ52UQ2/1.2	4		-XGR/S	J1:4	&EFS=V1WR1UQ52UQ2+V1WR1UQ52UQ2/1.3	
	&EFS=V1WR1UQ52UQ2+BGR	=V1WR1UQ52UQ2/1.2	3		-XGR/S	J1:3	&EFS=V1WR1UQ52UQ2+V1WR1UQ52UQ2/1.2	

Cable diagram

F09_002_VLU

Cable name	-W1.2		cable type	TPE				
remark			no. of conductors	4		cross-section	18	cable length 1
function text	Page / column	Target designation from	Connection point	conductor	Target designation to	Connection point	Page / column	function text
	&EFS=V1WR1UQ52UQ2+BGS	=V1WR1UQ52UQ2/1.3	1		-XGR/S	J2:1	&EFS=V1WR1UQ52UQ2+V1WR1UQ52UQ2/1.3	
	&EFS=V1WR1UQ52UQ2+BGS	=V1WR1UQ52UQ2/1.3	4		-XGR/S	J2:4	&EFS=V1WR1UQ52UQ2+V1WR1UQ52UQ2/1.4	
	&EFS=V1WR1UQ52UQ2+BGS	=V1WR1UQ52UQ2/1.3	3		-XGR/S	J2:3	&EFS=V1WR1UQ52UQ2+V1WR1UQ52UQ2/1.3	

Cable diagram

F09_002_VLU

Cable name	-W1			cable type	TPE			
remark				no. of conductors	4	cross-section	18	cable length 3
function text	Page / column	Target designation from	Connection point	conductor	Target designation to	Connection point	Page / column	function text
	&EFS=V1WR1UQ52KF1	=V1WR1UQ52KF1+V1WR1UQ52-KF1	1.11-X5		-BGS/R	1	&EFS=V1WR1UQ52UQ2	+V1WR1UQ52UQ2/1.5
	&EFS=V1WR1UQ52KF1	=V1WR1UQ52KF1+V1WR1UQ52-KF1	2.11-X5		-BGS/R	2	&EFS=V1WR1UQ52UQ2	+V1WR1UQ52UQ2/1.5
	&EFS=V1WR1UQ52KF1	=V1WR1UQ52KF1+V1WR1UQ52-KF1	3.11-X5		-BGS/R	3	&EFS=V1WR1UQ52UQ2	+V1WR1UQ52UQ2/1.5
	&EFS=V1WR1UQ52KF1	=V1WR1UQ52KF1+V1WR1UQ52-KF1	4.11-X5		-BGS/R	4	&EFS=V1WR1UQ52UQ2	+V1WR1UQ52UQ2/1.5

Cable diagram

F09_002_VLU

Cable name	-W1		cable type	TPE				
remark			no. of conductors	4		cross-section	18	cable length 1
function text	Page / column	Target designation from	Connection point	conductor	Target designation to	Connection point	Page / column	function text
	&EFS=V1WR1UQ52KF1	=V1WR1UQ52KF1+V1WR1UQ52-KF1	1.11-X6		-XGR/S	P1:1	&EFS=V1WR1UQ52UQ2	+V1WR1UQ52UQ2/1.7
	&EFS=V1WR1UQ52KF1	=V1WR1UQ52KF1+V1WR1UQ52-KF1	2.11-X6		-XGR/S	P1:2	&EFS=V1WR1UQ52UQ2	+V1WR1UQ52UQ2/1.8
	&EFS=V1WR1UQ52KF1	=V1WR1UQ52KF1+V1WR1UQ52-KF1	3.11-X6		-XGR/S	P1:3	&EFS=V1WR1UQ52UQ2	+V1WR1UQ52UQ2/1.7
	&EFS=V1WR1UQ52KF1	=V1WR1UQ52KF1+V1WR1UQ52-KF1	4.11-X6		-XGR/S	P1:4	&EFS=V1WR1UQ52UQ2	+V1WR1UQ52UQ2/1.7

Cable diagram

F09_002_VLU

Cable name	-W1.1			cable type	TPE			
remark				no. of conductors	4	cross-section	18	cable length 0.5
function text	Page / column	Target designation from	Connection point	conductor	Target designation to	Connection point	Page / column	function text
	&EFS=V1WR1UQ52UQ2+BGR	=V1WR1UQ52UQ2/1.7	1		-XGR/S	J1:1	&EFS=V1WR1UQ52UQ2+V1WR1UQ52UQ2/1.7	
	&EFS=V1WR1UQ52UQ2+BGR	=V1WR1UQ52UQ2/1.7	4		-XGR/S	J1:4	&EFS=V1WR1UQ52UQ2+V1WR1UQ52UQ2/1.7	
	&EFS=V1WR1UQ52UQ2+BGR	=V1WR1UQ52UQ2/1.7	3		-XGR/S	J1:3	&EFS=V1WR1UQ52UQ2+V1WR1UQ52UQ2/1.7	

Cable diagram

F09_002_VLU

Cable name	-W1.2			cable type	TPE			
remark				no. of conductors	4	cross-section	18	cable length 1
function text	Page / column	Target designation from	Connection point	conductor	Target designation to	Connection point	Page / column	function text
	&EFS=V1WR1UQ52UQ2+BGS	=V1WR1UQ52UQ2/1.8	1		-XGR/S	J2:1	&EFS=V1WR1UQ52UQ2+V1WR1UQ52UQ2/1.8	
	&EFS=V1WR1UQ52UQ2+BGS	=V1WR1UQ52UQ2/1.8	4		-XGR/S	J2:4	&EFS=V1WR1UQ52UQ2+V1WR1UQ52UQ2/1.8	
	&EFS=V1WR1UQ52UQ2+BGS	=V1WR1UQ52UQ2/1.8	3		-XGR/S	J2:3	&EFS=V1WR1UQ52UQ2+V1WR1UQ52UQ2/1.8	

Cable diagram

F09_002_VLU

Cable name	-W1		cable type	TPE				
remark			no. of conductors	4		cross-section	18	cable length 3
function text	Page / column	Target designation from	Connection point	conductor	Target designation to	Connection point	Page / column	function text
	&EFS=V1WR1UQ52KF1	=V1WR1UQ52KF1+V1WR1UQ52-KF1	1.11-X7		-BGS/R	1	&EFS=V1WR1UQ52UQ3	+V1WR1UQ52UQ3/1.0
	&EFS=V1WR1UQ52KF1	=V1WR1UQ52KF1+V1WR1UQ52-KF1	2.11-X7		-BGS/R	2	&EFS=V1WR1UQ52UQ3	+V1WR1UQ52UQ3/1.0
	&EFS=V1WR1UQ52KF1	=V1WR1UQ52KF1+V1WR1UQ52-KF1	3.11-X7		-BGS/R	3	&EFS=V1WR1UQ52UQ3	+V1WR1UQ52UQ3/1.1
	&EFS=V1WR1UQ52KF1	=V1WR1UQ52KF1+V1WR1UQ52-KF1	4.11-X7		-BGS/R	4	&EFS=V1WR1UQ52UQ3	+V1WR1UQ52UQ3/1.1

=V1WR1UQ52UQ2.4+.WR1UQ52UQ2.4/3

=V1WR1UQ52UQ3.2+.WR1UQ52UQ3.2/1

			Date	7/7/2022	Volvo Trucks North America	Valiant TMS	Cable diagram =V1WR1UQ52UQ3.1+V1WR1UQ52UQ3.1-W1	Drawing name:	= V1WR1UQ52UQ3.1		
			Ed.	KMAFFRE					+ V1WR1UQ52UQ3.1		
			Appr		P6700 Bodyside Sub - Robot Cell 2V11			Document type: EMA	Project nr: 22-16149	Page	1
Modification	Date	Name	Original		Replacement of / Replaced by	Scale 1:1					804

Cable diagram

F09_002_VLU

Cable name	-W1		cable type	TPE				
remark			no. of conductors	4		cross-section	18	cable length 3
function text	Page / column	Target designation from	Connection point	conductor	Target designation to	Connection point	Page / column	function text
	&EFS=V1WR1UQ52KF1	=V1WR1UQ52KF1+V1WR1UQ52-KF1	1.11-X8		-BGS/R	1	&EFS=V1WR1UQ52UQ3	+V1WR1UQ52UQ3/1.2
	&EFS=V1WR1UQ52KF1	=V1WR1UQ52KF1+V1WR1UQ52-KF1	2.11-X8		-BGS/R	2	&EFS=V1WR1UQ52UQ3	+V1WR1UQ52UQ3/1.2
	&EFS=V1WR1UQ52KF1	=V1WR1UQ52KF1+V1WR1UQ52-KF1	3.11-X8		-BGS/R	3	&EFS=V1WR1UQ52UQ3	+V1WR1UQ52UQ3/1.2
	&EFS=V1WR1UQ52KF1	=V1WR1UQ52KF1+V1WR1UQ52-KF1	4.11-X8		-BGS/R	4	&EFS=V1WR1UQ52UQ3	+V1WR1UQ52UQ3/1.2

Cable diagram

F09_002_VLU

Cable name	-W1		cable type	TPE				
remark			no. of conductors	4		cross-section	18	cable length 3
function text	Page / column	Target designation from	Connection point	conductor	Target designation to	Connection point	Page / column	function text
	&EFS=V1WR1UQ52KF1	=V1WR1UQ52/2F1+V1WR1UQ52-KF1	1	12-X1	-BGS/R	1	&EFS=V1WR1UQ52UQ3	+V1WR1UQ52UQ3/1.4
	&EFS=V1WR1UQ52KF1	=V1WR1UQ52/2F1+V1WR1UQ52-KF1	2	12-X1	-BGS/R	2	&EFS=V1WR1UQ52UQ3	+V1WR1UQ52UQ3/1.4
	&EFS=V1WR1UQ52KF1	=V1WR1UQ52/2F1+V1WR1UQ52-KF1	3	12-X1	-BGS/R	3	&EFS=V1WR1UQ52UQ3	+V1WR1UQ52UQ3/1.4
	&EFS=V1WR1UQ52KF1	=V1WR1UQ52/2F1+V1WR1UQ52-KF1	4	12-X1	-BGS/R	4	&EFS=V1WR1UQ52UQ3	+V1WR1UQ52UQ3/1.4

=V1WR1UQ52UQ3.2+.WR1UQ52UQ3.2/1

=V1WR1UQ52UQ3.4+.WR1UQ52UQ3.4/1

			Date	7/7/2022	Volvo Trucks North America	Valiant TMS	Cable diagram =V1WR1UQ52UQ3.3+V1WR1UQ52UQ3.3-W1	Drawing name:	= V1WR1UQ52UQ3.3		
			Ed.	KMAFFRE					+ V1WR1UQ52UQ3.3		
			Appr		P6700 Bodyside Sub - Robot Cell 2V11			Document type: EMA	Project nr: 22-16149	Page	1
Modification	Date	Name	Original		Replacement of / Replaced by	Scale 1:1					804

Cable diagram

F09_002_VLU

Cable name	-W1		cable type	TPE				
remark			no. of conductors	4		cross-section	18	cable length 3
function text	Page / column	Target designation from	Connection point	conductor	Target designation to	Connection point	Page / column	function text
	&EFS=V1WR1UQ52KF1	=V1WR1UQ52KF1+V1WR1UQ52-KF1	1	12-X2	-BGS/R	1	&EFS=V1WR1UQ52UQ3	+V1WR1UQ52UQ3/1.5
	&EFS=V1WR1UQ52KF1	=V1WR1UQ52KF1+V1WR1UQ52-KF1	2	12-X2	-BGS/R	2	&EFS=V1WR1UQ52UQ3	+V1WR1UQ52UQ3/1.5
	&EFS=V1WR1UQ52KF1	=V1WR1UQ52KF1+V1WR1UQ52-KF1	3	12-X2	-BGS/R	3	&EFS=V1WR1UQ52UQ3	+V1WR1UQ52UQ3/1.5
	&EFS=V1WR1UQ52KF1	=V1WR1UQ52KF1+V1WR1UQ52-KF1	4	12-X2	-BGS/R	4	&EFS=V1WR1UQ52UQ3	+V1WR1UQ52UQ3/1.5

=V1WR1UQ52UQ3.3+.WR1UQ52UQ3.3/1

=V1WR1UQ52UQ4.1+.WR1UQ52UQ4.1/1

			Date	7/7/2022	Volvo Trucks North America	Valiant TMS	Cable diagram =V1WR1UQ52UQ3.4+V1WR1UQ52UQ3.4-W1	Drawing name:	= V1WR1UQ52UQ3.4		
			Ed.	KMAFFRE					+ V1WR1UQ52UQ3.4		
			Appr		P6700 Bodyside Sub - Robot Cell 2V11			Document type: EMA	Project nr: 22-16149	Page	1
Modification	Date	Name	Original		Replacement of / Replaced by	Scale 1:1					804

Cable diagram

F09_002_VLU

Cable name	-W1			cable type	TPE			
remark				no. of conductors	4	cross-section	18	cable length 3
function text	Page / column	Target designation from	Connection point	conductor	Target designation to	Connection point	Page / column	function text
	&EFS=V1WR1UQ52KF1	=V1WR1UQ52UQ2.F1+V1WR1UQ52-KF1	1.12-X3		-BGS/R	1	&EFS=V1WR1UQ52UQ4	+V1WR1UQ52UQ4/1.0
	&EFS=V1WR1UQ52KF1	=V1WR1UQ52UQ2.F1+V1WR1UQ52-KF1	2.12-X3		-BGS/R	2	&EFS=V1WR1UQ52UQ4	+V1WR1UQ52UQ4/1.0
	&EFS=V1WR1UQ52KF1	=V1WR1UQ52UQ2.F1+V1WR1UQ52-KF1	3.12-X3		-BGS/R	3	&EFS=V1WR1UQ52UQ4	+V1WR1UQ52UQ4/1.1
	&EFS=V1WR1UQ52KF1	=V1WR1UQ52UQ2.F1+V1WR1UQ52-KF1	4.12-X3		-BGS/R	4	&EFS=V1WR1UQ52UQ4	+V1WR1UQ52UQ4/1.1

=V1WR1UQ52UQ3.4+.WR1UQ52UQ3.4/1

=V1WR1UQ52UQ4.2+.WR1UQ52UQ4.2/1

			Date	7/7/2022	Volvo Trucks North America	Valiant TMS	Cable diagram =V1WR1UQ52UQ4.1+V1WR1UQ52UQ4.1-W1	Drawing name:	= V1WR1UQ52UQ4.1		
			Ed.	KMAFFRE					+ V1WR1UQ52UQ4.1		
			Appr		P6700 Bodyside Sub - Robot Cell 2V11			Document type: EMA	Project nr: 22-16149	Page	1
Modification	Date	Name	Original		Replacement of / Replaced by	Scale 1:1					804

Cable diagram

F09_002_VLU

Cable name	-W1		cable type	TPE				
remark			no. of conductors	4		cross-section	18	cable length 3
function text	Page / column	Target designation from	Connection point	conductor	Target designation to	Connection point	Page / column	function text
	&EFS=V1WR1UQ52KF1	=V1WR1UQ52UQ4.2+V1WR1UQ52-KF1	1.12-X4		-BGS/R	1	&EFS=V1WR1UQ52UQ4	+V1WR1UQ52UQ4/1.2
	&EFS=V1WR1UQ52KF1	=V1WR1UQ52UQ4.2+V1WR1UQ52-KF1	2.12-X4		-BGS/R	2	&EFS=V1WR1UQ52UQ4	+V1WR1UQ52UQ4/1.2
	&EFS=V1WR1UQ52KF1	=V1WR1UQ52UQ4.2+V1WR1UQ52-KF1	3.12-X4		-BGS/R	3	&EFS=V1WR1UQ52UQ4	+V1WR1UQ52UQ4/1.2
	&EFS=V1WR1UQ52KF1	=V1WR1UQ52UQ4.2+V1WR1UQ52-KF1	4.12-X4		-BGS/R	4	&EFS=V1WR1UQ52UQ4	+V1WR1UQ52UQ4/1.2

Cable diagram

F09_002_VLU

Cable name	-W1		cable type	TPE				
remark			no. of conductors	4		cross-section	18	cable length 2
function text	Page / column	Target designation from	Connection point	conductor	Target designation to	Connection point	Page / column	function text
	&EFS=V1WR1UQ52KF1	=V1WR1UQ52/2F5+V1WR1UQ52-KF1	1.12-X5		-BGS/R	1	&EFS=V1WR1UQ52UQ5+V1WR1UQ52UQ5/1.0	
	&EFS=V1WR1UQ52KF1	=V1WR1UQ52/2F5+V1WR1UQ52-KF1	2.12-X5		-BGS/R	2	&EFS=V1WR1UQ52UQ5+V1WR1UQ52UQ5/1.0	
	&EFS=V1WR1UQ52KF1	=V1WR1UQ52/2F5+V1WR1UQ52-KF1	3.12-X5		-BGS/R	3	&EFS=V1WR1UQ52UQ5+V1WR1UQ52UQ5/1.1	
	&EFS=V1WR1UQ52KF1	=V1WR1UQ52/2F5+V1WR1UQ52-KF1	4.12-X5		-BGS/R	4	&EFS=V1WR1UQ52UQ5+V1WR1UQ52UQ5/1.1	

=V1WR1UQ52UQ4.2+.WR1UQ52UQ4.2/1

=V1WR1UQ52UQ5.2+.WR1UQ52UQ5.2/1

			Date	7/7/2022	Volvo Trucks North America	Valiant TMS	Cable diagram =V1WR1UQ52UQ5.1+V1WR1UQ52UQ5.1-W1	Drawing name:	= V1WR1UQ52UQ5.1		
			Ed.	KMAFFRE					+ V1WR1UQ52UQ5.1		
			Appr		P6700 Bodyside Sub - Robot Cell 2V11			Document type: EMA	Project nr: 22-16149	Page	1
Modification	Date	Name	Original		Replacement of / Replaced by	Scale 1:1					804

Cable diagram

F09_002_VLU

Cable name	-W1		cable type	TPE				
remark			no. of conductors	4		cross-section	18	cable length 2
function text	Page / column	Target designation from	Connection point	conductor	Target designation to	Connection point	Page / column	function text
	&EFS=V1WR1UQ52KF1	=V1WR1UQ52UQ5.2/2.6+V1WR1UQ52-KF1	1.12-X6		-BGS/R	1	&EFS=V1WR1UQ52UQ5+V1WR1UQ52UQ5/1.2	
	&EFS=V1WR1UQ52KF1	=V1WR1UQ52UQ5.2/2.6+V1WR1UQ52-KF1	2.12-X6		-BGS/R	2	&EFS=V1WR1UQ52UQ5+V1WR1UQ52UQ5/1.2	
	&EFS=V1WR1UQ52KF1	=V1WR1UQ52UQ5.2/2.6+V1WR1UQ52-KF1	3.12-X6		-BGS/R	3	&EFS=V1WR1UQ52UQ5+V1WR1UQ52UQ5/1.2	
	&EFS=V1WR1UQ52KF1	=V1WR1UQ52UQ5.2/2.7+V1WR1UQ52-KF1	4.12-X6		-BGS/R	4	&EFS=V1WR1UQ52UQ5+V1WR1UQ52UQ5/1.2	

=V1WR1UQ52UQ5.1+.WR1UQ52UQ5.1/1

=V1WR1UQ52UQ6.1+.WR1UQ52UQ6.1/1

			Date	7/7/2022	Volvo Trucks North America	Valiant TMS	Cable diagram =V1WR1UQ52UQ5.2+V1WR1UQ52UQ5.2-W1	Drawing name:	= V1WR1UQ52UQ5.2		
			Ed.	KMAFFRE					+ V1WR1UQ52UQ5.2		
			Appr		P6700 Bodyside Sub - Robot Cell 2V11			Document type: EMA	Project nr: 22-16149	Page	1
Modification	Date	Name	Original		Replacement of / Replaced by	Scale 1:1					804

Cable diagram

F09_002_VLU

Cable name	-W1		cable type	TPE				
remark			no. of conductors	4		cross-section	18	cable length 2
function text	Page / column	Target designation from	Connection point	conductor	Target designation to	Connection point	Page / column	function text
	&EFS=V1WR1UQ52KF1	=V1WR1UQ52/2F1+V1WR1UQ52-KF1	12-X7		-BGS/R	1	&EFS=V1WR1UQ52UQ6	+V1WR1UQ52UQ6/1.0
	&EFS=V1WR1UQ52KF1	=V1WR1UQ52/2F1+V1WR1UQ52-KF2	12-X7		-BGS/R	2	&EFS=V1WR1UQ52UQ6	+V1WR1UQ52UQ6/1.0
	&EFS=V1WR1UQ52KF1	=V1WR1UQ52/2F1+V1WR1UQ52-KF3	12-X7		-BGS/R	3	&EFS=V1WR1UQ52UQ6	+V1WR1UQ52UQ6/1.1
	&EFS=V1WR1UQ52KF1	=V1WR1UQ52/2F1+V1WR1UQ52-KF4	12-X7		-BGS/R	4	&EFS=V1WR1UQ52UQ6	+V1WR1UQ52UQ6/1.1

=V1WR1UQ52UQ5.2+.WR1UQ52UQ5.2/1

=V1WR1UQ52UQ6.2+.WR1UQ52UQ6.2/1

			Date	7/7/2022	Volvo Trucks North America	Valiant TMS	Cable diagram =V1WR1UQ52UQ6.1+V1WR1UQ52UQ6.1-W1	Drawing name:	= V1WR1UQ52UQ6.1		
			Ed.	KMAFFRE					+ V1WR1UQ52UQ6.1		
			Appr		P6700 Bodyside Sub - Robot Cell 2V11			Document type: EMA	Project nr: 22-16149	Page	1
Modification	Date	Name	Original		Replacement of / Replaced by	Scale 1:1					804

Cable diagram

F09_002_VLU

Cable name	-W1		cable type	TPE				
remark			no. of conductors	4		cross-section	18	cable length 2
function text	Page / column	Target designation from	Connection point	conductor	Target designation to	Connection point	Page / column	function text
	&EFS=V1WR1UQ52KF1	=V1WR1UQ52UQ6.2+V1WR1UQ52-KF1	12-X8		-BGS/R	1	&EFS=V1WR1UQ52UQ6	+V1WR1UQ52UQ6/1.2
	&EFS=V1WR1UQ52KF1	=V1WR1UQ52UQ6.2+V1WR1UQ52-KF2	12-X8		-BGS/R	2	&EFS=V1WR1UQ52UQ6	+V1WR1UQ52UQ6/1.2
	&EFS=V1WR1UQ52KF1	=V1WR1UQ52UQ6.2+V1WR1UQ52-KF3	12-X8		-BGS/R	3	&EFS=V1WR1UQ52UQ6	+V1WR1UQ52UQ6/1.2
	&EFS=V1WR1UQ52KF1	=V1WR1UQ52UQ6.2+V1WR1UQ52-KF4	12-X8		-BGS/R	4	&EFS=V1WR1UQ52UQ6	+V1WR1UQ52UQ6/1.2

=V1WR1UQ52UQ6.1+.WR1UQ52UQ6.1/1

=V1WR1UQ52UQ7.1+.WR1UQ52UQ7.1/1

			Date	7/7/2022	Volvo Trucks North America	Valiant TMS	Cable diagram =V1WR1UQ52UQ6.2+V1WR1UQ52UQ6.2-W1	Drawing name:	= V1WR1UQ52UQ6.2		
			Ed.	KMAFFRE					+ V1WR1UQ52UQ6.2		
			Appr		P6700 Bodyside Sub - Robot Cell 2V11			Document type: EMA	Project nr: 22-16149	Page	1
Modification	Date	Name	Original		Replacement of / Replaced by	Scale 1:1					804

Cable diagram

F09_002_VLU

Cable name	-W1		cable type	TPE				
remark			no. of conductors	4		cross-section	18	cable length 2
function text	Page / column	Target designation from	Connection point	conductor	Target designation to	Connection point	Page / column	function text
	&EFS=V1WR1UQ52KF1	=V1WR1UQ52KF1+V1WR1UQ52-KF1	13-X1		-XGR/S	P1:1	&EFS=V1WR1UQ52UQ7	+V1WR1UQ52UQ7/1.1
	&EFS=V1WR1UQ52KF1	=V1WR1UQ52KF1+V1WR1UQ52-KF2	13-X1		-XGR/S	P1:2	&EFS=V1WR1UQ52UQ7	+V1WR1UQ52UQ7/1.1
	&EFS=V1WR1UQ52KF1	=V1WR1UQ52KF1+V1WR1UQ52-KF3	13-X1		-XGR/S	P1:3	&EFS=V1WR1UQ52UQ7	+V1WR1UQ52UQ7/1.1
	&EFS=V1WR1UQ52KF1	=V1WR1UQ52KF1+V1WR1UQ52-KF4	13-X1		-XGR/S	P1:4	&EFS=V1WR1UQ52UQ7	+V1WR1UQ52UQ7/1.1

Cable diagram

F09_002_VLU

Cable name	-W1.1			cable type	TPE			
remark				no. of conductors	4	cross-section	18	cable length 0.5
function text	Page / column	Target designation from	Connection point	conductor	Target designation to	Connection point	Page / column	function text
	&EFS=V1WR1UQ52UQ7+BGR	=V1WR1UQ52UQ7/1.1	1		-XGR/S	J1:1	&EFS=V1WR1UQ52UQ7+V1WR1UQ52UQ7/1.1	
	&EFS=V1WR1UQ52UQ7+BGR	=V1WR1UQ52UQ7/1.1	4		-XGR/S	J1:4	&EFS=V1WR1UQ52UQ7+V1WR1UQ52UQ7/1.1	
	&EFS=V1WR1UQ52UQ7+BGR	=V1WR1UQ52UQ7/1.1	3		-XGR/S	J1:3	&EFS=V1WR1UQ52UQ7+V1WR1UQ52UQ7/1.1	

Cable diagram

F09_002_VLU

Cable name	-W1.2			cable type	TPE			
remark				no. of conductors	4	cross-section	18	cable length 0.5
function text	Page / column	Target designation from	Connection point	conductor	Target designation to	Connection point	Page / column	function text
	&EFS=V1WR1UQ52UQ7+BGS	=V1WR1UQ52UQ7/1.2	1		-XGR/S	J2:1	&EFS=V1WR1UQ52UQ7+V1WR1UQ52UQ7/1.2	
	&EFS=V1WR1UQ52UQ7+BGS	=V1WR1UQ52UQ7/1.2	4		-XGR/S	J2:4	&EFS=V1WR1UQ52UQ7+V1WR1UQ52UQ7/1.2	
	&EFS=V1WR1UQ52UQ7+BGS	=V1WR1UQ52UQ7/1.2	3		-XGR/S	J2:3	&EFS=V1WR1UQ52UQ7+V1WR1UQ52UQ7/1.2	

Cable diagram

F09_002_VLU

Cable name	-W1		cable type	TPE				
remark			no. of conductors	4		cross-section	18	cable length 2
function text	Page / column	Target designation from	Connection point	conductor	Target designation to	Connection point	Page / column	function text
	&EFS=V1WR1UQ52KF1	=V1WR1UQ52KF1+V1WR1UQ52-KF1	1.13-X2		-XGR/S	P1:1	&EFS=V1WR1UQ52UQ7	+V1WR1UQ52UQ7/1.4
	&EFS=V1WR1UQ52KF1	=V1WR1UQ52KF1+V1WR1UQ52-KF1	2.13-X2		-XGR/S	P1:2	&EFS=V1WR1UQ52UQ7	+V1WR1UQ52UQ7/1.4
	&EFS=V1WR1UQ52KF1	=V1WR1UQ52KF1+V1WR1UQ52-KF1	3.13-X2		-XGR/S	P1:3	&EFS=V1WR1UQ52UQ7	+V1WR1UQ52UQ7/1.4
	&EFS=V1WR1UQ52KF1	=V1WR1UQ52KF1+V1WR1UQ52-KF1	4.13-X2		-XGR/S	P1:4	&EFS=V1WR1UQ52UQ7	+V1WR1UQ52UQ7/1.4

Cable diagram

F09_002_VLU

Cable name	-W1.1			cable type	TPE			
remark				no. of conductors	4	cross-section	18	cable length 0.5
function text	Page / column	Target designation from	Connection point	conductor	Target designation to	Connection point	Page / column	function text
	&EFS=V1WR1UQ52UQ7+BGR	-XGR/S	1		-XGR/S	J1:1	&EFS=V1WR1UQ52UQ7+V1WR1UQ52UQ7/1.4	
	&EFS=V1WR1UQ52UQ7+BGR	-XGR/S	4		-XGR/S	J1:4	&EFS=V1WR1UQ52UQ7+V1WR1UQ52UQ7/1.4	
	&EFS=V1WR1UQ52UQ7+BGR	-XGR/S	3		-XGR/S	J1:3	&EFS=V1WR1UQ52UQ7+V1WR1UQ52UQ7/1.4	

Cable diagram

F09_002_VLU

Cable name	-W1.2			cable type	TPE			
remark				no. of conductors	4	cross-section	18	cable length 0.5
function text	Page / column	Target designation from	Connection point	conductor	Target designation to	Connection point	Page / column	function text
	&EFS=V1WR1UQ52UQ7+BGS	=V1WR1UQ52UQ7/1.5	1		-XGR/S	J2:1	&EFS=V1WR1UQ52UQ7+V1WR1UQ52UQ7/1.5	
	&EFS=V1WR1UQ52UQ7+BGS	=V1WR1UQ52UQ7/1.5	4		-XGR/S	J2:4	&EFS=V1WR1UQ52UQ7+V1WR1UQ52UQ7/1.5	
	&EFS=V1WR1UQ52UQ7+BGS	=V1WR1UQ52UQ7/1.5	3		-XGR/S	J2:3	&EFS=V1WR1UQ52UQ7+V1WR1UQ52UQ7/1.5	

Cable diagram

F09_002_VLU

Cable name	-W1		cable type	TPE				
remark			no. of conductors	4		cross-section	18	cable length 1
function text	Page / column	Target designation from	Connection point	conductor	Target designation to	Connection point	Page / column	function text
	&EFS=V1WR1UQ52KF1	=V1WR1UQ52KF1+V1WR1UQ52-KF1	14-X3		-XGR/S	P1:1	&EFS=V1WR1UQ52UQ8	+V1WR1UQ52UQ8/1.1
	&EFS=V1WR1UQ52KF1	=V1WR1UQ52KF1+V1WR1UQ52-KF1	24-X3		-XGR/S	P1:2	&EFS=V1WR1UQ52UQ8	+V1WR1UQ52UQ8/1.1
	&EFS=V1WR1UQ52KF1	=V1WR1UQ52KF1+V1WR1UQ52-KF1	34-X3		-XGR/S	P1:3	&EFS=V1WR1UQ52UQ8	+V1WR1UQ52UQ8/1.1
	&EFS=V1WR1UQ52KF1	=V1WR1UQ52KF1+V1WR1UQ52-KF1	44-X3		-XGR/S	P1:4	&EFS=V1WR1UQ52UQ8	+V1WR1UQ52UQ8/1.1

Cable diagram

F09_002_VLU

Cable name	-W1.1		cable type	TPE				
remark			no. of conductors	4		cross-section	18	cable length 1
function text	Page / column	Target designation from	Connection point	conductor	Target designation to	Connection point	Page / column	function text
	&EFS=V1WR1UQ52UQ8+V1WR1UQ52UQ8/1.1	-XGR/S	1		-XGR/S	J1:1	&EFS=V1WR1UQ52UQ8+V1WR1UQ52UQ8/1.1	
	&EFS=V1WR1UQ52UQ8+V1WR1UQ52UQ8/1.1	-XGR/S	4		-XGR/S	J1:4	&EFS=V1WR1UQ52UQ8+V1WR1UQ52UQ8/1.1	
	&EFS=V1WR1UQ52UQ8+V1WR1UQ52UQ8/1.1	-XGR/S	3		-XGR/S	J1:3	&EFS=V1WR1UQ52UQ8+V1WR1UQ52UQ8/1.1	

Cable diagram

F09_002_VLU

Cable name	-W1.2		cable type	TPE				
remark			no. of conductors	4		cross-section	18	cable length 1
function text	Page / column	Target designation from	Connection point	conductor	Target designation to	Connection point	Page / column	function text
	&EFS=V1WR1UQ52UQ8+BGS	=V1WR1UQ52UQ8/1.2	1		-XGR/S	J2:1	&EFS=V1WR1UQ52UQ8+V1WR1UQ52UQ8/1.2	
	&EFS=V1WR1UQ52UQ8+BGS	=V1WR1UQ52UQ8/1.2	4		-XGR/S	J2:4	&EFS=V1WR1UQ52UQ8+V1WR1UQ52UQ8/1.2	
	&EFS=V1WR1UQ52UQ8+BGS	=V1WR1UQ52UQ8/1.2	3		-XGR/S	J2:3	&EFS=V1WR1UQ52UQ8+V1WR1UQ52UQ8/1.2	

Cable diagram

F09_002_VLU

Cable name	-W1		cable type	TPE				
remark			no. of conductors	4		cross-section	18	cable length 1
function text	Page / column	Target designation from	Connection point	conductor	Target designation to	Connection point	Page / column	function text
	&EFS=V1WR1UQ52KF1	=V1WR1UQ52KF1+V1WR1UQ52-KF1	14-X4		-XGR/S	P1:1	&EFS=V1WR1UQ52UQ8	+V1WR1UQ52UQ8/1.4
	&EFS=V1WR1UQ52KF1	=V1WR1UQ52KF1+V1WR1UQ52-KF1	14-X4		-XGR/S	P1:2	&EFS=V1WR1UQ52UQ8	+V1WR1UQ52UQ8/1.4
	&EFS=V1WR1UQ52KF1	=V1WR1UQ52KF1+V1WR1UQ52-KF1	14-X4		-XGR/S	P1:3	&EFS=V1WR1UQ52UQ8	+V1WR1UQ52UQ8/1.4
	&EFS=V1WR1UQ52KF1	=V1WR1UQ52KF1+V1WR1UQ52-KF1	14-X4		-XGR/S	P1:4	&EFS=V1WR1UQ52UQ8	+V1WR1UQ52UQ8/1.4

Cable diagram

F09_002_VLU

Cable name	-W1.1		cable type	TPE				
remark			no. of conductors	4		cross-section	18	cable length 1
function text	Page / column	Target designation from	Connection point	conductor	Target designation to	Connection point	Page / column	function text
	&EFS=V1WR1UQ52UQ8+V1WR1UQ52UQ8/1.4	-XGR/S	1		-XGR/S	J1:1	&EFS=V1WR1UQ52UQ8+V1WR1UQ52UQ8/1.4	
	&EFS=V1WR1UQ52UQ8+V1WR1UQ52UQ8/1.4	-XGR/S	4		-XGR/S	J1:4	&EFS=V1WR1UQ52UQ8+V1WR1UQ52UQ8/1.4	
	&EFS=V1WR1UQ52UQ8+V1WR1UQ52UQ8/1.4	-XGR/S	3		-XGR/S	J1:3	&EFS=V1WR1UQ52UQ8+V1WR1UQ52UQ8/1.4	

Cable diagram

F09_002_VLU

Cable name	-W1.2			cable type	TPE			
remark				no. of conductors	4	cross-section	18	cable length 1
function text	Page / column	Target designation from	Connection point	conductor	Target designation to	Connection point	Page / column	function text
	&EFS=V1WR1UQ52UQ8+BGS	=V1WR1UQ52UQ8/1.5	1		-XGR/S	J2:1	&EFS=V1WR1UQ52UQ8+V1WR1UQ52UQ8/1.5	
	&EFS=V1WR1UQ52UQ8+BGS	=V1WR1UQ52UQ8/1.5	4		-XGR/S	J2:4	&EFS=V1WR1UQ52UQ8+V1WR1UQ52UQ8/1.5	
	&EFS=V1WR1UQ52UQ8+BGS	=V1WR1UQ52UQ8/1.5	3		-XGR/S	J2:3	&EFS=V1WR1UQ52UQ8+V1WR1UQ52UQ8/1.5	

Cable diagram

F09_002_VLU

Cable name	-W1		cable type	TPE				
remark			no. of conductors	4		cross-section	18	cable length 2
function text	Page / column	Target designation from	Connection point	conductor	Target designation to	Connection point	Page / column	function text
	&EFS=V1WR1UQ52KF1	=V1WR1UQ52KF1+V1WR1UQ52-KF1	14-X1		-BGS/R	1	&EFS=V1WR1UQ52UQ9	+V1WR1UQ52UQ9/1.0
	&EFS=V1WR1UQ52KF1	=V1WR1UQ52KF1+V1WR1UQ52-KF1	24-X1		-BGS/R	2	&EFS=V1WR1UQ52UQ9	+V1WR1UQ52UQ9/1.0
	&EFS=V1WR1UQ52KF1	=V1WR1UQ52KF1+V1WR1UQ52-KF1	34-X1		-BGS/R	3	&EFS=V1WR1UQ52UQ9	+V1WR1UQ52UQ9/1.1
	&EFS=V1WR1UQ52KF1	=V1WR1UQ52KF1+V1WR1UQ52-KF1	44-X1		-BGS/R	4	&EFS=V1WR1UQ52UQ9	+V1WR1UQ52UQ9/1.1

=V1WR1UQ52UQ8.2+.WR1UQ52UQ8.2/3

=V1WR1UQ52UQ9.2+.WR1UQ52UQ9.2/1

			Date	9/6/2022	Volvo Trucks North America	Valiant TMS	Cable diagram =V1WR1UQ52UQ9.1+V1WR1UQ52UQ9.1-W1	Drawing name:	= V1WR1UQ52UQ9.1		
			Ed.	KMAFFRE					+ V1WR1UQ52UQ9.1		
			Appr		P6700 Bodyside Sub - Robot Cell 2V11			Document type: EMA	Project nr: 22-16149	Page	1
Modification	Date	Name	Original		Replacement of / Replaced by	Scale 1:1					804

Cable diagram

F09_002_VLU

Cable name	-W1		cable type	TPE				
remark			no. of conductors	4		cross-section	18	cable length 3
function text	Page / column	Target designation from	Connection point	conductor	Target designation to	Connection point	Page / column	function text
	&EFS=V1WR1UQ52KF1	=V1WR1UQ52KF1+V1WR1UQ52-KF1	14-X2		-BGS/R	1	&EFS=V1WR1UQ52UQ9	+V1WR1UQ52UQ9/1.2
	&EFS=V1WR1UQ52KF1	=V1WR1UQ52KF1+V1WR1UQ52-KF2	14-X2		-BGS/R	2	&EFS=V1WR1UQ52UQ9	+V1WR1UQ52UQ9/1.2
	&EFS=V1WR1UQ52KF1	=V1WR1UQ52KF1+V1WR1UQ52-KF3	14-X2		-BGS/R	3	&EFS=V1WR1UQ52UQ9	+V1WR1UQ52UQ9/1.2
	&EFS=V1WR1UQ52KF1	=V1WR1UQ52KF1+V1WR1UQ52-KF4	14-X2		-BGS/R	4	&EFS=V1WR1UQ52UQ9	+V1WR1UQ52UQ9/1.2

Cable diagram

F09_002_VLU

Cable name	-W1		cable type	TPE				
remark			no. of conductors	4		cross-section	18	cable length 3
function text	Page / column	Target designation from	Connection point	conductor	Target designation to	Connection point	Page / column	function text
	&EFS/1.0	-XG1/2	P1:1		=V1WR1UQ53KF2-KF2.13-X1	1	&EFS=V1WR1UQ53KF2/3.0	
	&EFS/1.1	-XG1/2	P1:3		=V1WR1UQ53KF2-KF2.13-X1	3	&EFS=V1WR1UQ53KF2/3.1	
	&EFS/1.1	-XG1/2	P1:4		=V1WR1UQ53KF2-KF2.13-X1	4	&EFS=V1WR1UQ53KF2/3.1	
	&EFS/1.1	-XG1/2	P1:2		=V1WR1UQ53KF2-KF2.13-X1	2	&EFS=V1WR1UQ53KF2/3.0	

Cable diagram

F09_002_VLU

Cable name -W1.1			cable type TPE					
remark			no. of conductors 4			cross-section 18		cable length 1
function text	Page / column	Target designation from	Connection point	conductor	Target designation to	Connection point	Page / column	function text
	&EFS/1.0	-BG01	1		-XG1/2	J1:1	&EFS/1.0	
	&EFS/1.0	-BG01	4		-XG1/2	J1:4	&EFS/1.1	
	&EFS/1.1	-BG01	3		-XG1/2	J1:3	&EFS/1.1	

Cable diagram

F09_002_VLU

Cable name	-W1.2			cable type	TPE			
remark				no. of conductors	4	cross-section	18	cable length 1
function text	Page / column	Target designation from	Connection point	conductor	Target designation to	Connection point	Page / column	function text
	&EFS/1.1	-BG02	BN		-XG1/2	J2:1	&EFS/1.1	
	&EFS/1.1	-BG02	BK		-XG1/2	J2:4	&EFS/1.2	
	&EFS/1.2	-BG02	BU		-XG1/2	J2:3	&EFS/1.2	

Cable diagram

F09_002_VLU

Cable name	-W2			cable type	TPE			
remark				no. of conductors	4	cross-section	18	cable length 1
function text	Page / column	Target designation from	Connection point	conductor	Target designation to	Connection point	Page / column	function text
	&EFS/1.3	-XG3/4	P1:1		=V1WR1UQ53KF2-KF2.13-X2	1	&EFS=V1WR1UQ53KF2/3.1	
	&EFS/1.3	-XG3/4	P1:3		=V1WR1UQ53KF2-KF2.13-X2	3	&EFS=V1WR1UQ53KF2/3.2	
	&EFS/1.4	-XG3/4	P1:4		=V1WR1UQ53KF2-KF2.13-X2	4	&EFS=V1WR1UQ53KF2/3.2	
	&EFS/1.4	-XG3/4	P1:2		=V1WR1UQ53KF2-KF2.13-X2	2	&EFS=V1WR1UQ53KF2/3.2	

Cable diagram

F09_002_VLU

Cable name -W2.1			cable type TPE					
remark			no. of conductors 4			cross-section 18		cable length 2
function text	Page / column	Target designation from	Connection point	conductor	Target designation to	Connection point	Page / column	function text
	&EFS/1.3	-BG03	1		-XG3/4	J1:1	&EFS/1.3	
	&EFS/1.3	-BG03	4		-XG3/4	J1:4	&EFS/1.4	
	&EFS/1.3	-BG03	3		-XG3/4	J1:3	&EFS/1.3	

Cable diagram

F09_002_VLU

Cable name	-W2.2		cable type	TPE				
remark			no. of conductors	4		cross-section	18	cable length 2
function text	Page / column	Target designation from	Connection point	conductor	Target designation to	Connection point	Page / column	function text
	&EFS/1.4	-BG04	1		-XG3/4	J2:1	&EFS/1.4	
	&EFS/1.4	-BG04	4		-XG3/4	J2:4	&EFS/1.5	
	&EFS/1.4	-BG04	3		-XG3/4	J2:3	&EFS/1.4	

Cable diagram

F09_002_VLU

Cable name -W3			cable type TPE					
remark			no. of conductors 4			cross-section 18		cable length 3
function text	Page / column	Target designation from	Connection point	conductor	Target designation to	Connection point	Page / column	function text
	&EFS/1.6	-BG05	1		=V1WR1UQ53KF2-KF2.13-X3	1	&EFS=V1WR1UQ53KF2/3.3	
	&EFS/1.6	-BG05	4		=V1WR1UQ53KF2-KF2.13-X3	4	&EFS=V1WR1UQ53KF2/3.3	
	&EFS/1.6	-BG05	3		=V1WR1UQ53KF2-KF2.13-X3	3	&EFS=V1WR1UQ53KF2/3.3	

Cable diagram

F09_002_VLU

Cable name -W4			cable type TPE					
remark			no. of conductors 4			cross-section 18		cable length 3
function text	Page / column	Target designation from	Connection point	conductor	Target designation to	Connection point	Page / column	function text
	&EFS/2.0	-XG6/7	P1:1		=V1WR1UQ53KF1-KF1.13-X1	1	&EFS=V1WR1UQ53KF1/3.0	
	&EFS/2.1	-XG6/7	P1:3		=V1WR1UQ53KF1-KF1.13-X1	3	&EFS=V1WR1UQ53KF1/3.1	
	&EFS/2.1	-XG6/7	P1:4		=V1WR1UQ53KF1-KF1.13-X1	4	&EFS=V1WR1UQ53KF1/3.1	
	&EFS/2.1	-XG6/7	P1:2		=V1WR1UQ53KF1-KF1.13-X1	2	&EFS=V1WR1UQ53KF1/3.0	

Cable diagram

F09_002_VLU

Cable name -W4.1			cable type TPE					
remark			no. of conductors 4			cross-section 18		cable length 1
function text	Page / column	Target designation from	Connection point	conductor	Target designation to	Connection point	Page / column	function text
	&EFS/2.0	-BG06	1		-XG6/7	J1:1	&EFS/2.0	
	&EFS/2.0	-BG06	4		-XG6/7	J1:4	&EFS/2.1	
	&EFS/2.1	-BG06	3		-XG6/7	J1:3	&EFS/2.1	

Cable diagram

F09_002_VLU

Cable name -W4.2			cable type TPE					
remark			no. of conductors 4			cross-section 18		cable length 1
function text	Page / column	Target designation from	Connection point	conductor	Target designation to	Connection point	Page / column	function text
	&EFS/2.1	-BG07	1		-XG6/7	J2:1	&EFS/2.1	
	&EFS/2.1	-BG07	4		-XG6/7	J2:4	&EFS/2.2	
	&EFS/2.2	-BG07	3		-XG6/7	J2:3	&EFS/2.2	

Cable diagram

F09_002_VLU

Cable name -W5			cable type TPE					
remark			no. of conductors 4			cross-section 18		cable length 2
function text	Page / column	Target designation from	Connection point	conductor	Target designation to	Connection point	Page / column	function text
	&EFS/2.3	-XG8/9	P1:1		=V1WR1UQ53KF1-KF1.13-X2	1	&EFS=V1WR1UQ53KF1/3.1	
	&EFS/2.3	-XG8/9	P1:3		=V1WR1UQ53KF1-KF1.13-X2	3	&EFS=V1WR1UQ53KF1/3.2	
	&EFS/2.4	-XG8/9	P1:4		=V1WR1UQ53KF1-KF1.13-X2	4	&EFS=V1WR1UQ53KF1/3.2	
	&EFS/2.4	-XG8/9	P1:2		=V1WR1UQ53KF1-KF1.13-X2	2	&EFS=V1WR1UQ53KF1/3.2	

Cable diagram

F09_002_VLU

Cable name -W5.1			cable type TPE					
remark			no. of conductors 4			cross-section 18		cable length 1
function text	Page / column	Target designation from	Connection point	conductor	Target designation to	Connection point	Page / column	function text
	&EFS/2.3	-BG08	BN		-XG8/9	J1:1	&EFS/2.3	
	&EFS/2.3	-BG08	BK		-XG8/9	J1:4	&EFS/2.4	
	&EFS/2.3	-BG08	BU		-XG8/9	J1:3	&EFS/2.3	

Cable diagram

F09_002_VLU

Cable name -W5.2			cable type TPE					
remark			no. of conductors 4			cross-section 18		cable length 1
function text	Page / column	Target designation from	Connection point	conductor	Target designation to	Connection point	Page / column	function text
	&EFS/2.4	-BG09	1		-XG8/9	J2:1	&EFS/2.4	
	&EFS/2.4	-BG09	4		-XG8/9	J2:4	&EFS/2.5	
	&EFS/2.4	-BG09	3		-XG8/9	J2:3	&EFS/2.4	

Cable diagram

F09_002_VLU

Cable name -W6			cable type TPE					
remark			no. of conductors 4			cross-section 18		cable length 1
function text	Page / column	Target designation from	Connection point	conductor	Target designation to	Connection point	Page / column	function text
	&EFS/2.6	-XG10/11	P1:1		=V1WR1UQ53KF1-KF1.13-X3	1	&EFS=V1WR1UQ53KF1/3.3	
	&EFS/2.6	-XG10/11	P1:3		=V1WR1UQ53KF1-KF1.13-X3	3	&EFS=V1WR1UQ53KF1/3.3	
	&EFS/2.6	-XG10/11	P1:4		=V1WR1UQ53KF1-KF1.13-X3	4	&EFS=V1WR1UQ53KF1/3.3	
	&EFS/2.7	-XG10/11	P1:2		=V1WR1UQ53KF1-KF1.13-X3	2	&EFS=V1WR1UQ53KF1/3.3	

Cable diagram

F09_002_VLU

Cable name -W6.1			cable type TPE					
remark			no. of conductors 4			cross-section 18		cable length 2
function text	Page / column	Target designation from	Connection point	conductor	Target designation to	Connection point	Page / column	function text
	&EFS/2.6	-BG10	BN		-XG10/11	J1:1	&EFS/2.6	
	&EFS/2.6	-BG10	BK		-XG10/11	J1:4	&EFS/2.6	
	&EFS/2.6	-BG10	BU		-XG10/11	J1:3	&EFS/2.6	

Cable diagram

F09_002_VLU

Cable name -W6.2			cable type TPE					
remark			no. of conductors 4			cross-section 18		cable length 1
function text	Page / column	Target designation from	Connection point	conductor	Target designation to	Connection point	Page / column	function text
	&EFS/2.7	-BG11	1		-XG10/11	J2:1	&EFS/2.7	
	&EFS/2.7	-BG11	4		-XG10/11	J2:4	&EFS/2.7	
	&EFS/2.7	-BG11	3		-XG10/11	J2:3	&EFS/2.7	

Cable diagram

F09_002_VLU

Cable name -W7			cable type TPE					
remark			no. of conductors 4			cross-section 18		cable length 2
function text	Page / column	Target designation from	Connection point	conductor	Target designation to	Connection point	Page / column	function text
	&EFS/3.0	-XG12/13	P1:1		=V1WR1UQ53KF2-KF2.13-X4	1	&EFS=V1WR1UQ53KF2/3.4	
	&EFS/3.1	-XG12/13	P1:3		=V1WR1UQ53KF2-KF2.13-X4	3	&EFS=V1WR1UQ53KF2/3.4	
	&EFS/3.1	-XG12/13	P1:4		=V1WR1UQ53KF2-KF2.13-X4	4	&EFS=V1WR1UQ53KF2/3.4	
	&EFS/3.1	-XG12/13	P1:2		=V1WR1UQ53KF2-KF2.13-X4	2	&EFS=V1WR1UQ53KF2/3.4	

Cable diagram

F09_002_VLU

Cable name	-W7.1		cable type	TPE				
remark			no. of conductors	4		cross-section	18	cable length 1
function text	Page / column	Target designation from	Connection point	conductor	Target designation to	Connection point	Page / column	function text
	&EFS/3.0	-BG12	1		-XG12/13	J1:1	&EFS/3.0	
	&EFS/3.0	-BG12	4		-XG12/13	J1:4	&EFS/3.1	
	&EFS/3.1	-BG12	3		-XG12/13	J1:3	&EFS/3.1	

Cable diagram

F09_002_VLU

Cable name	-W7.2		cable type	TPE				
remark			no. of conductors	4		cross-section	18	cable length 1
function text	Page / column	Target designation from	Connection point	conductor	Target designation to	Connection point	Page / column	function text
	&EFS/3.1	-BG13	1		-XG12/13	J2:1	&EFS/3.1	
	&EFS/3.1	-BG13	4		-XG12/13	J2:4	&EFS/3.2	
	&EFS/3.2	-BG13	3		-XG12/13	J2:3	&EFS/3.2	

Cable diagram

F09_002_VLU

Cable name -W1.1			cable type TPU					
remark			no. of conductors 5			cross-section 16		cable length 5
function text	Page / column	Target designation from	Connection point	conductor	Target designation to	Connection point	Page / column	function text
	&EFS/1.1	-KF1-X20	1		=V1WR1UQ53WC4-XG53	J1:1	&EFS=V1WR1UQ53WC4/1.4	
	&EFS/1.1	-KF1-X20	2		=V1WR1UQ53WC4-XG53	J1:2	&EFS=V1WR1UQ53WC4/1.4	
	&EFS/1.1	-KF1-X20	3		=V1WR1UQ53WC4-XG53	J1:3	&EFS=V1WR1UQ53WC4/1.5	
	&EFS/1.2	-KF1-X20	4		=V1WR1UQ53WC4-XG53	J1:4	&EFS=V1WR1UQ53WC4/1.5	
	&EFS/1.2	-KF1-X20	5		=V1WR1UQ53WC4-XG53	J1:5	&EFS=V1WR1UQ53WC4/1.5	

Cable diagram

F09_002_VLU

Cable name	-KF1-TP1		cable type	PROFINET Cable				
remark			no. of conductors	4		cross-section	22	cable length 1.5
function text	Page / column	Target designation from	Connection point	conductor	Target designation to	Connection point	Page / column	function text
	&EFS=V1WR1UQ53KF1/1.4	=V1WR1UQ53KF1-KF1-TP2			-KF2-TP1		&EFS/1.3	

Cable diagram

F09_002_VLU

Cable name -W1.2			cable type TPU					
remark			no. of conductors 5			cross-section 16		cable length 2
function text	Page / column	Target designation from	Connection point	conductor	Target designation to	Connection point	Page / column	function text
	&EFS/1.1	-KF2-X20	1		=V1WR1UQ53WC4-XG53	J2:1	&EFS=V1WR1UQ53WC4/1.5	
	&EFS/1.1	-KF2-X20	2		=V1WR1UQ53WC4-XG53	J2:2	&EFS=V1WR1UQ53WC4/1.5	
	&EFS/1.1	-KF2-X20	3		=V1WR1UQ53WC4-XG53	J2:3	&EFS=V1WR1UQ53WC4/1.6	
	&EFS/1.2	-KF2-X20	4		=V1WR1UQ53WC4-XG53	J2:4	&EFS=V1WR1UQ53WC4/1.6	
	&EFS/1.2	-KF2-X20	5		=V1WR1UQ53WC4-XG53	J2:5	&EFS=V1WR1UQ53WC4/1.6	

Cable diagram

F09_002_VLU

Cable name	-W1		cable type	TPE				
remark			no. of conductors	4		cross-section	18	cable length 4
function text	Page / column	Target designation from	Connection point	conductor	Target designation to	Connection point	Page / column	function text
	&EFS=V1WR1UQ53KF1+V1WR1UQ53/KF1	=V1WR1UQ53KF1+V1WR1UQ53-KF1	1.11-X1		-XGR/S	P1:1	&EFS=V1WR1UQ53UQ1+V1WR1UQ53UQ1/1.1	
	&EFS=V1WR1UQ53KF1+V1WR1UQ53/KF1	=V1WR1UQ53KF1+V1WR1UQ53-KF1	2.11-X1		-XGR/S	P1:2	&EFS=V1WR1UQ53UQ1+V1WR1UQ53UQ1/1.1	
	&EFS=V1WR1UQ53KF1+V1WR1UQ53/KF1	=V1WR1UQ53KF1+V1WR1UQ53-KF1	3.11-X1		-XGR/S	P1:3	&EFS=V1WR1UQ53UQ1+V1WR1UQ53UQ1/1.1	
	&EFS=V1WR1UQ53KF1+V1WR1UQ53/KF1	=V1WR1UQ53KF1+V1WR1UQ53-KF1	4.11-X1		-XGR/S	P1:4	&EFS=V1WR1UQ53UQ1+V1WR1UQ53UQ1/1.1	

Cable diagram

F09_002_VLU

Cable name	-W1.1		cable type	TPE				
remark			no. of conductors	4		cross-section	18	cable length 0.5
function text	Page / column	Target designation from	Connection point	conductor	Target designation to	Connection point	Page / column	function text
	&EFS=V1WR1UQ53UQ1+BGR	=V1WR1UQ53UQ1/1.1	1		-XGR/S	J1:1	&EFS=V1WR1UQ53UQ1+V1WR1UQ53UQ1/1.1	
	&EFS=V1WR1UQ53UQ1+BGR	=V1WR1UQ53UQ1/1.1	4		-XGR/S	J1:4	&EFS=V1WR1UQ53UQ1+V1WR1UQ53UQ1/1.1	
	&EFS=V1WR1UQ53UQ1+BGR	=V1WR1UQ53UQ1/1.1	3		-XGR/S	J1:3	&EFS=V1WR1UQ53UQ1+V1WR1UQ53UQ1/1.1	

Cable diagram

F09_002_VLU

Cable name	-W1.2			cable type	TPE			
remark				no. of conductors	4	cross-section	18	cable length 0.5
function text	Page / column	Target designation from	Connection point	conductor	Target designation to	Connection point	Page / column	function text
	&EFS=V1WR1UQ53UQ1+BGS	-XGR/S	1		-XGR/S	J2:1	&EFS=V1WR1UQ53UQ1+V1WR1UQ53UQ1/1.2	
	&EFS=V1WR1UQ53UQ1+BGS	-XGR/S	4		-XGR/S	J2:4	&EFS=V1WR1UQ53UQ1+V1WR1UQ53UQ1/1.2	
	&EFS=V1WR1UQ53UQ1+BGS	-XGR/S	3		-XGR/S	J2:3	&EFS=V1WR1UQ53UQ1+V1WR1UQ53UQ1/1.2	

Cable diagram

F09_002_VLU

Cable name	-W1			cable type	TPE			
remark				no. of conductors	4	cross-section	18	cable length 3
function text	Page / column	Target designation from	Connection point	conductor	Target designation to	Connection point	Page / column	function text
	&EFS=V1WR1UQ53KF1	=V1WR1UQ53KF1+V1WR1UQ53-KF1	1.11-X2		-XGR/S	P1:1	&EFS=V1WR1UQ53UQ1	+V1WR1UQ53UQ1/1.4
	&EFS=V1WR1UQ53KF1	=V1WR1UQ53KF1+V1WR1UQ53-KF2	2.11-X2		-XGR/S	P1:2	&EFS=V1WR1UQ53UQ1	+V1WR1UQ53UQ1/1.4
	&EFS=V1WR1UQ53KF1	=V1WR1UQ53KF1+V1WR1UQ53-KF3	3.11-X2		-XGR/S	P1:3	&EFS=V1WR1UQ53UQ1	+V1WR1UQ53UQ1/1.4
	&EFS=V1WR1UQ53KF1	=V1WR1UQ53KF1+V1WR1UQ53-KF4	4.11-X2		-XGR/S	P1:4	&EFS=V1WR1UQ53UQ1	+V1WR1UQ53UQ1/1.4

Cable diagram

F09_002_VLU

Cable name	-W1.1		cable type	TPE				
remark			no. of conductors	4		cross-section	18	cable length 0.5
function text	Page / column	Target designation from	Connection point	conductor	Target designation to	Connection point	Page / column	function text
	&EFS=V1WR1UQ53UQ1+BGR	-XGR/V	1		-XGR/S	J1:1	&EFS=V1WR1UQ53UQ1+V1WR1UQ53UQ1/1.4	
	&EFS=V1WR1UQ53UQ1+BGR	-XGR/V	4		-XGR/S	J1:4	&EFS=V1WR1UQ53UQ1+V1WR1UQ53UQ1/1.4	
	&EFS=V1WR1UQ53UQ1+BGR	-XGR/V	3		-XGR/S	J1:3	&EFS=V1WR1UQ53UQ1+V1WR1UQ53UQ1/1.4	

Cable diagram

F09_002_VLU

Cable name	-W1.2			cable type	TPE			
remark				no. of conductors	4	cross-section	18	cable length 0.5
function text	Page / column	Target designation from	Connection point	conductor	Target designation to	Connection point	Page / column	function text
	&EFS=V1WR1UQ53UQ1+BGS	-XGR/S	1		-XGR/S	J2:1	&EFS=V1WR1UQ53UQ1+V1WR1UQ53UQ1/1.5	
	&EFS=V1WR1UQ53UQ1+BGS	-XGR/S	4		-XGR/S	J2:4	&EFS=V1WR1UQ53UQ1+V1WR1UQ53UQ1/1.5	
	&EFS=V1WR1UQ53UQ1+BGS	-XGR/S	3		-XGR/S	J2:3	&EFS=V1WR1UQ53UQ1+V1WR1UQ53UQ1/1.5	

Cable diagram

F09_002_VLU

Cable name	-W1		cable type	TPE				
remark			no. of conductors	4		cross-section	18	cable length 4
function text	Page / column	Target designation from	Connection point	conductor	Target designation to	Connection point	Page / column	function text
	&EFS=V1WR1UQ53KF1	=V1WR1UQ53KF1+V1WR1UQ53-KF1	1	11-X3	-BGS/R	1	&EFS=V1WR1UQ53UQ1	+V1WR1UQ53UQ1/1.7
	&EFS=V1WR1UQ53KF1	=V1WR1UQ53KF1+V1WR1UQ53-KF1	2	11-X3	-BGS/R	2	&EFS=V1WR1UQ53UQ1	+V1WR1UQ53UQ1/1.7
	&EFS=V1WR1UQ53KF1	=V1WR1UQ53KF1+V1WR1UQ53-KF1	3	11-X3	-BGS/R	3	&EFS=V1WR1UQ53UQ1	+V1WR1UQ53UQ1/1.7
	&EFS=V1WR1UQ53KF1	=V1WR1UQ53KF1+V1WR1UQ53-KF1	4	11-X3	-BGS/R	4	&EFS=V1WR1UQ53UQ1	+V1WR1UQ53UQ1/1.7

=V1WR1UQ53UQ1.2+.WR1UQ53UQ1.2/3

=V1WR1UQ53UQ2.1+.WR1UQ53UQ2.1/1

			Date	7/7/2022	Volvo Trucks North America	Valiant TMS	Cable diagram =V1WR1UQ53UQ1.3+V1WR1UQ53UQ1.3-W1	Drawing name:	= V1WR1UQ53UQ1.3		
			Ed.	KMAFFRE					+ V1WR1UQ53UQ1.3		
			Appr		P6700 Bodyside Sub - Robot Cell 2V11			Document type: EMA	Project nr: 22-16149	Page	1
Modification	Date	Name	Original		Replacement of / Replaced by	Scale 1:1					804

Cable diagram

F09_002_VLU

Cable name	-W1		cable type	TPE				
remark			no. of conductors	4		cross-section	18	cable length 3
function text	Page / column	Target designation from	Connection point	conductor	Target designation to	Connection point	Page / column	function text
	&EFS=V1WR1UQ53KF1	=V1WR1UQ53KF1+V1WR1UQ53-KF1	1.1	1-X4	-BGS/R	1	&EFS=V1WR1UQ53UQ2	+V1WR1UQ53UQ2/1.0
	&EFS=V1WR1UQ53KF1	=V1WR1UQ53KF1+V1WR1UQ53-KF1	2.1	1-X4	-BGS/R	2	&EFS=V1WR1UQ53UQ2	+V1WR1UQ53UQ2/1.0
	&EFS=V1WR1UQ53KF1	=V1WR1UQ53KF1+V1WR1UQ53-KF1	3.1	1-X4	-BGS/R	3	&EFS=V1WR1UQ53UQ2	+V1WR1UQ53UQ2/1.1
	&EFS=V1WR1UQ53KF1	=V1WR1UQ53KF1+V1WR1UQ53-KF1	4.1	1-X4	-BGS/R	4	&EFS=V1WR1UQ53UQ2	+V1WR1UQ53UQ2/1.1

=V1WR1UQ53UQ1.3+.WR1UQ53UQ1.3/1

=V1WR1UQ53UQ2.2+.WR1UQ53UQ2.2/1

			Date	7/7/2022	Volvo Trucks North America	Valiant TMS	Cable diagram =V1WR1UQ53UQ2.1+V1WR1UQ53UQ2.1-W1	Drawing name:	= V1WR1UQ53UQ2.1		
			Ed.	KMAFFRE					+ V1WR1UQ53UQ2.1		
			Appr		P6700 Bodyside Sub - Robot Cell 2V11			Document type: EMA	Project nr: 22-16149	Page	1
Modification	Date	Name	Original		Replacement of / Replaced by	Scale 1:1					804

Cable diagram

F09_002_VLU

Cable name	-W1		cable type	TPE				
remark			no. of conductors	4		cross-section	18	cable length 4
function text	Page / column	Target designation from	Connection point	conductor	Target designation to	Connection point	Page / column	function text
	&EFS=V1WR1UQ53KF1	=V1WR1UQ53KF1+V1WR1UQ53-KF1	1.11-X5		-BGS/R	1	&EFS=V1WR1UQ53UQ2	+V1WR1UQ53UQ2/1.2
	&EFS=V1WR1UQ53KF1	=V1WR1UQ53KF1+V1WR1UQ53-KF1	2.11-X5		-BGS/R	2	&EFS=V1WR1UQ53UQ2	+V1WR1UQ53UQ2/1.2
	&EFS=V1WR1UQ53KF1	=V1WR1UQ53KF1+V1WR1UQ53-KF1	3.11-X5		-BGS/R	3	&EFS=V1WR1UQ53UQ2	+V1WR1UQ53UQ2/1.2
	&EFS=V1WR1UQ53KF1	=V1WR1UQ53KF1+V1WR1UQ53-KF1	4.11-X5		-BGS/R	4	&EFS=V1WR1UQ53UQ2	+V1WR1UQ53UQ2/1.2

Cable diagram

F09_002_VLU

Cable name	-W1			cable type	TPE			
remark				no. of conductors	4	cross-section	18	cable length 4
function text	Page / column	Target designation from	Connection point	conductor	Target designation to	Connection point	Page / column	function text
	&EFS=V1WR1UQ53KF1	=V1WR1UQ53KF1+V1WR1UQ53-KF1	1.11-X6		-BGS/R	1	&EFS=V1WR1UQ53UQ3+V1WR1UQ53UQ3/1.0	
	&EFS=V1WR1UQ53KF1	=V1WR1UQ53KF1+V1WR1UQ53-KF1	2.11-X6		-BGS/R	2	&EFS=V1WR1UQ53UQ3+V1WR1UQ53UQ3/1.0	
	&EFS=V1WR1UQ53KF1	=V1WR1UQ53KF1+V1WR1UQ53-KF1	3.11-X6		-BGS/R	3	&EFS=V1WR1UQ53UQ3+V1WR1UQ53UQ3/1.1	
	&EFS=V1WR1UQ53KF1	=V1WR1UQ53KF1+V1WR1UQ53-KF1	4.11-X6		-BGS/R	4	&EFS=V1WR1UQ53UQ3+V1WR1UQ53UQ3/1.1	

=V1WR1UQ53UQ2.2+.WR1UQ53UQ2.2/1

=V1WR1UQ53UQ3.2+.WR1UQ53UQ3.2/1

			Date	7/7/2022	Volvo Trucks North America		Valiant TMS	Cable diagram =V1WR1UQ53UQ3.1+V1WR1UQ53UQ3.1-W1	Drawing name:	= V1WR1UQ53UQ3.1	
			Ed.	KMAFFRE						+ V1WR1UQ53UQ3.1	
			Appr		P6700 Bodyside Sub - Robot Cell 2V11				Document type: EMA	Project nr: 22-16149	Page 1
Modification	Date	Name	Original		Replacement of	Replaced by	Scale 1:1				804

Cable diagram

F09_002_VLU

Cable name	-W1			cable type	TPE			
remark				no. of conductors	4	cross-section	18	cable length 3
function text	Page / column	Target designation from	Connection point	conductor	Target designation to	Connection point	Page / column	function text
	&EFS=V1WR1UQ53KF1	=V1WR1UQ53KF1+V1WR1UQ53-KF1	1	1-X7	-BGS/R	1	&EFS=V1WR1UQ53UQ3	+V1WR1UQ53UQ3/1.2
	&EFS=V1WR1UQ53KF1	=V1WR1UQ53KF1+V1WR1UQ53-KF1	2	1-X7	-BGS/R	2	&EFS=V1WR1UQ53UQ3	+V1WR1UQ53UQ3/1.2
	&EFS=V1WR1UQ53KF1	=V1WR1UQ53KF1+V1WR1UQ53-KF1	3	1-X7	-BGS/R	3	&EFS=V1WR1UQ53UQ3	+V1WR1UQ53UQ3/1.2
	&EFS=V1WR1UQ53KF1	=V1WR1UQ53KF1+V1WR1UQ53-KF1	4	1-X7	-BGS/R	4	&EFS=V1WR1UQ53UQ3	+V1WR1UQ53UQ3/1.2

Cable diagram

F09_002_VLU

Cable name	-W1		cable type	TPE				
remark			no. of conductors	4		cross-section	18	cable length 3
function text	Page / column	Target designation from	Connection point	conductor	Target designation to	Connection point	Page / column	function text
	&EFS=V1WR1UQ53KF1	=V1WR1UQ53KF1+V1WR1UQ53-KF1	1.11-X8		-BGS/R	1	&EFS=V1WR1UQ53UQ4	+V1WR1UQ53UQ4/1.0
	&EFS=V1WR1UQ53KF1	=V1WR1UQ53KF1+V1WR1UQ53-KF1	2.11-X8		-BGS/R	2	&EFS=V1WR1UQ53UQ4	+V1WR1UQ53UQ4/1.0
	&EFS=V1WR1UQ53KF1	=V1WR1UQ53KF1+V1WR1UQ53-KF1	3.11-X8		-BGS/R	3	&EFS=V1WR1UQ53UQ4	+V1WR1UQ53UQ4/1.1
	&EFS=V1WR1UQ53KF1	=V1WR1UQ53KF1+V1WR1UQ53-KF1	4.11-X8		-BGS/R	4	&EFS=V1WR1UQ53UQ4	+V1WR1UQ53UQ4/1.1

=V1WR1UQ53UQ3.2+.WR1UQ53UQ3.2/1

=V1WR1UQ53UQ5.1+.WR1UQ53UQ5.1/1

			Date	7/7/2022	Volvo Trucks North America	Valiant TMS	Cable diagram =V1WR1UQ53UQ4.1+V1WR1UQ53UQ4.1-W1	Drawing name:	= V1WR1UQ53UQ4.1		
			Ed.	KMAFFRE					+ V1WR1UQ53UQ4.1		
			Appr		P6700 Bodyside Sub - Robot Cell 2V11			Document type: EMA	Project nr: 22-16149	Page	1
Modification	Date	Name	Original		Replacement of / Replaced by	Scale 1:1					804

Cable diagram

F09_002_VLU

Cable name	-W1		cable type	TPE				
remark			no. of conductors	4		cross-section	18	cable length 2
function text	Page / column	Target designation from	Connection point	conductor	Target designation to	Connection point	Page / column	function text
	&EFS=V1WR1UQ53KF1	=V1WR1UQ53UQ5.2+V1WR1UQ53-KF1	12-X1		-BGS/R	1	&EFS=V1WR1UQ53UQ5	+V1WR1UQ53UQ5/1.0
	&EFS=V1WR1UQ53KF1	=V1WR1UQ53UQ5.2+V1WR1UQ53-KF1	22-X1		-BGS/R	2	&EFS=V1WR1UQ53UQ5	+V1WR1UQ53UQ5/1.0
	&EFS=V1WR1UQ53KF1	=V1WR1UQ53UQ5.2+V1WR1UQ53-KF1	32-X1		-BGS/R	3	&EFS=V1WR1UQ53UQ5	+V1WR1UQ53UQ5/1.1
	&EFS=V1WR1UQ53KF1	=V1WR1UQ53UQ5.2+V1WR1UQ53-KF1	42-X1		-BGS/R	4	&EFS=V1WR1UQ53UQ5	+V1WR1UQ53UQ5/1.1

=V1WR1UQ53UQ4.1+.WR1UQ53UQ4.1/1

=V1WR1UQ53UQ5.2+.WR1UQ53UQ5.2/1

			Date	7/7/2022	Volvo Trucks North America	Valiant TMS	Cable diagram =V1WR1UQ53UQ5.1+V1WR1UQ53UQ5.1-W1	Drawing name:	= V1WR1UQ53UQ5.1		
			Ed.	KMAFFRE					+ V1WR1UQ53UQ5.1		
			Appr		P6700 Bodyside Sub - Robot Cell 2V11			Document type: EMA	Project nr: 22-16149	Page	1
Modification	Date	Name	Original		Replacement of / Replaced by	Scale 1:1					804

Cable diagram

F09_002_VLU

Cable name	-W1			cable type	TPE			
remark				no. of conductors	4	cross-section	18	cable length 4
function text	Page / column	Target designation from	Connection point	conductor	Target designation to	Connection point	Page / column	function text
	&EFS=V1WR1UQ53KF1	=V1WR1UQ53UQ5.2+V1WR1UQ53-KF1	1.12-X2		-BGS/R	1	&EFS=V1WR1UQ53UQ5+V1WR1UQ53UQ5/1.2	
	&EFS=V1WR1UQ53KF1	=V1WR1UQ53UQ5.2+V1WR1UQ53-KF1	2.12-X2		-BGS/R	2	&EFS=V1WR1UQ53UQ5+V1WR1UQ53UQ5/1.2	
	&EFS=V1WR1UQ53KF1	=V1WR1UQ53UQ5.2+V1WR1UQ53-KF1	3.12-X2		-BGS/R	3	&EFS=V1WR1UQ53UQ5+V1WR1UQ53UQ5/1.2	
	&EFS=V1WR1UQ53KF1	=V1WR1UQ53UQ5.2+V1WR1UQ53-KF1	4.12-X2		-BGS/R	4	&EFS=V1WR1UQ53UQ5+V1WR1UQ53UQ5/1.2	

Cable diagram

F09_002_VLU

Cable name	-W1		cable type	TPE				
remark			no. of conductors	4		cross-section	18	cable length 2
function text	Page / column	Target designation from	Connection point	conductor	Target designation to	Connection point	Page / column	function text
	&EFS=V1WR1UQ53KF1	=V1WR1UQ53UQ5.2+V1WR1UQ53-KF1	1.12-X3		-XGR/S	P1:1	&EFS=V1WR1UQ53UQ6	+V1WR1UQ53UQ6/1.1
	&EFS=V1WR1UQ53KF1	=V1WR1UQ53UQ5.2+V1WR1UQ53-KF1	2.12-X3		-XGR/S	P1:2	&EFS=V1WR1UQ53UQ6	+V1WR1UQ53UQ6/1.1
	&EFS=V1WR1UQ53KF1	=V1WR1UQ53UQ5.2+V1WR1UQ53-KF1	3.12-X3		-XGR/S	P1:3	&EFS=V1WR1UQ53UQ6	+V1WR1UQ53UQ6/1.1
	&EFS=V1WR1UQ53KF1	=V1WR1UQ53UQ5.2+V1WR1UQ53-KF1	4.12-X3		-XGR/S	P1:4	&EFS=V1WR1UQ53UQ6	+V1WR1UQ53UQ6/1.1

Cable diagram

F09_002_VLU

Cable name	-W1.1		cable type	TPE				
remark			no. of conductors	4		cross-section	18	cable length 0.5
function text	Page / column	Target designation from	Connection point	conductor	Target designation to	Connection point	Page / column	function text
	&EFS=V1WR1UQ53UQ6+V1WR1UQ53UQ6/1.1	-XGR/S	1		-XGR/S	J1:1	&EFS=V1WR1UQ53UQ6+V1WR1UQ53UQ6/1.1	
	&EFS=V1WR1UQ53UQ6+V1WR1UQ53UQ6/1.1	-XGR/S	4		-XGR/S	J1:4	&EFS=V1WR1UQ53UQ6+V1WR1UQ53UQ6/1.1	
	&EFS=V1WR1UQ53UQ6+V1WR1UQ53UQ6/1.1	-XGR/S	3		-XGR/S	J1:3	&EFS=V1WR1UQ53UQ6+V1WR1UQ53UQ6/1.1	

Cable diagram

F09_002_VLU

Cable name	-W1.2		cable type	TPE				
remark			no. of conductors	4		cross-section	18	cable length 0.5
function text	Page / column	Target designation from	Connection point	conductor	Target designation to	Connection point	Page / column	function text
	&EFS=V1WR1UQ53UQ6+BGS	=V1WR1UQ53UQ6/1.2	1		-XGR/S	J2:1	&EFS=V1WR1UQ53UQ6+V1WR1UQ53UQ6/1.2	
	&EFS=V1WR1UQ53UQ6+BGS	=V1WR1UQ53UQ6/1.2	4		-XGR/S	J2:4	&EFS=V1WR1UQ53UQ6+V1WR1UQ53UQ6/1.2	
	&EFS=V1WR1UQ53UQ6+BGS	=V1WR1UQ53UQ6/1.2	3		-XGR/S	J2:3	&EFS=V1WR1UQ53UQ6+V1WR1UQ53UQ6/1.2	

Cable diagram

F09_002_VLU

Cable name	-W1		cable type	TPE				
remark			no. of conductors	4		cross-section	18	cable length 3
function text	Page / column	Target designation from	Connection point	conductor	Target designation to	Connection point	Page / column	function text
	&EFS=V1WR1UQ53KF1	=V1WR1UQ53KF1+V1WR1UQ53-KF1	12-X4		-BGS/R	1	&EFS=V1WR1UQ53UQ7	+V1WR1UQ53UQ7/1.0
	&EFS=V1WR1UQ53KF1	=V1WR1UQ53KF1+V1WR1UQ53-KF1	12-X4		-BGS/R	2	&EFS=V1WR1UQ53UQ7	+V1WR1UQ53UQ7/1.0
	&EFS=V1WR1UQ53KF1	=V1WR1UQ53KF1+V1WR1UQ53-KF1	12-X4		-BGS/R	3	&EFS=V1WR1UQ53UQ7	+V1WR1UQ53UQ7/1.1
	&EFS=V1WR1UQ53KF1	=V1WR1UQ53KF1+V1WR1UQ53-KF1	12-X4		-BGS/R	4	&EFS=V1WR1UQ53UQ7	+V1WR1UQ53UQ7/1.1

Cable diagram

F09_002_VLU

Cable name	-W1		cable type	TPE				
remark			no. of conductors	4		cross-section	18	cable length 3
function text	Page / column	Target designation from	Connection point	conductor	Target designation to	Connection point	Page / column	function text
	&EFS=V1WR1UQ53KF1	=V1WR1UQ53UQ7.1+V1WR1UQ53-KF1	12-X5		-BGS/R	1	&EFS=V1WR1UQ53UQ8	+V1WR1UQ53UQ8/1.0
	&EFS=V1WR1UQ53KF1	=V1WR1UQ53UQ7.1+V1WR1UQ53-KF2	12-X5		-BGS/R	2	&EFS=V1WR1UQ53UQ8	+V1WR1UQ53UQ8/1.0
	&EFS=V1WR1UQ53KF1	=V1WR1UQ53UQ7.1+V1WR1UQ53-KF3	12-X5		-BGS/R	3	&EFS=V1WR1UQ53UQ8	+V1WR1UQ53UQ8/1.1
	&EFS=V1WR1UQ53KF1	=V1WR1UQ53UQ7.1+V1WR1UQ53-KF4	12-X5		-BGS/R	4	&EFS=V1WR1UQ53UQ8	+V1WR1UQ53UQ8/1.1

=V1WR1UQ53UQ7.1+.WR1UQ53UQ7.1/1

=V1WR1UQ53UQ9.1+.WR1UQ53UQ9.1/1

			Date	7/7/2022	Volvo Trucks North America	Valiant TMS	Cable diagram =V1WR1UQ53UQ8.1+V1WR1UQ53UQ8.1-W1	Drawing name:	= V1WR1UQ53UQ8.1		
			Ed.	KMAFFRE					+ V1WR1UQ53UQ8.1		
			Appr		P6700 Bodyside Sub - Robot Cell 2V11			Document type: EMA	Project nr: 22-16149	Page	1
Modification	Date	Name	Original		Replacement of / Replaced by	Scale 1:1					804

Cable diagram

F09_002_VLU

Cable name	-W1		cable type	TPE				
remark			no. of conductors	4		cross-section	18	cable length 2
function text	Page / column	Target designation from	Connection point	conductor	Target designation to	Connection point	Page / column	function text
	&EFS=V1WR1UQ53KF1	=V1WR1UQ53UQ8.1+V1WR1UQ53-KF1	12-X6		-XGR/S	P1:1	&EFS=V1WR1UQ53UQ9	+V1WR1UQ53UQ9/1.1
	&EFS=V1WR1UQ53KF1	=V1WR1UQ53UQ8.1+V1WR1UQ53-KF2	12-X6		-XGR/S	P1:2	&EFS=V1WR1UQ53UQ9	+V1WR1UQ53UQ9/1.1
	&EFS=V1WR1UQ53KF1	=V1WR1UQ53UQ8.1+V1WR1UQ53-KF3	12-X6		-XGR/S	P1:3	&EFS=V1WR1UQ53UQ9	+V1WR1UQ53UQ9/1.1
	&EFS=V1WR1UQ53KF1	=V1WR1UQ53UQ8.1+V1WR1UQ53-KF4	12-X6		-XGR/S	P1:4	&EFS=V1WR1UQ53UQ9	+V1WR1UQ53UQ9/1.1

Cable diagram

F09_002_VLU

Cable name	-W1.1		cable type	TPE				
remark			no. of conductors	4		cross-section	18	cable length 0.5
function text	Page / column	Target designation from	Connection point	conductor	Target designation to	Connection point	Page / column	function text
	&EFS=V1WR1UQ53UQ9+V1WR1UQ53UQ9/1.1	-XGR/S	1		-XGR/S	J1:1	&EFS=V1WR1UQ53UQ9+V1WR1UQ53UQ9/1.1	
	&EFS=V1WR1UQ53UQ9+V1WR1UQ53UQ9/1.1	-XGR/S	4		-XGR/S	J1:4	&EFS=V1WR1UQ53UQ9+V1WR1UQ53UQ9/1.1	
	&EFS=V1WR1UQ53UQ9+V1WR1UQ53UQ9/1.1	-XGR/S	3		-XGR/S	J1:3	&EFS=V1WR1UQ53UQ9+V1WR1UQ53UQ9/1.1	

Cable diagram

F09_002_VLU

Cable name	-W1.2		cable type	TPE				
remark			no. of conductors	4		cross-section	18	cable length 0.5
function text	Page / column	Target designation from	Connection point	conductor	Target designation to	Connection point	Page / column	function text
	&EFS=V1WR1UQ53UQ9+BGS	=V1WR1UQ53UQ9/1.2	1		-XGR/S	J2:1	&EFS=V1WR1UQ53UQ9+V1WR1UQ53UQ9/1.2	
	&EFS=V1WR1UQ53UQ9+BGS	=V1WR1UQ53UQ9/1.2	4		-XGR/S	J2:4	&EFS=V1WR1UQ53UQ9+V1WR1UQ53UQ9/1.2	
	&EFS=V1WR1UQ53UQ9+BGS	=V1WR1UQ53UQ9/1.2	3		-XGR/S	J2:3	&EFS=V1WR1UQ53UQ9+V1WR1UQ53UQ9/1.2	

Cable diagram

F09_002_VLU

Cable name	-W1		cable type	TPE				
remark			no. of conductors	4		cross-section	18	cable length 2
function text	Page / column	Target designation from	Connection point	conductor	Target designation to	Connection point	Page / column	function text
	&EFS=V1WR1UQ53KF1	=V1WR1UQ53UQ9.1+V1WR1UQ53-KF1	12-X7		-XGR/S	P1:1	&EFS=V1WR1UQ53UQ10	+V1WR1UQ53UQ10/1.1
	&EFS=V1WR1UQ53KF1	=V1WR1UQ53UQ9.1+V1WR1UQ53-KF2	12-X7		-XGR/S	P1:2	&EFS=V1WR1UQ53UQ10	+V1WR1UQ53UQ10/1.1
	&EFS=V1WR1UQ53KF1	=V1WR1UQ53UQ9.1+V1WR1UQ53-KF3	12-X7		-XGR/S	P1:3	&EFS=V1WR1UQ53UQ10	+V1WR1UQ53UQ10/1.1
	&EFS=V1WR1UQ53KF1	=V1WR1UQ53UQ9.1+V1WR1UQ53-KF4	12-X7		-XGR/S	P1:4	&EFS=V1WR1UQ53UQ10	+V1WR1UQ53UQ10/1.1

Cable diagram

F09_002_VLU

Cable name	-W1.1		cable type	TPE				
remark			no. of conductors	4		cross-section	18	cable length 0.5
function text	Page / column	Target designation from	Connection point	conductor	Target designation to	Connection point	Page / column	function text
	&EFS=V1WR1UQ53UQ10+V1WR1UQ53UQ10/1.1	-XGR/S	1		-XGR/S	J1:1	&EFS=V1WR1UQ53UQ10+V1WR1UQ53UQ10/1.1	
	&EFS=V1WR1UQ53UQ10+V1WR1UQ53UQ10/1.1	-XGR/S	4		-XGR/S	J1:4	&EFS=V1WR1UQ53UQ10+V1WR1UQ53UQ10/1.1	
	&EFS=V1WR1UQ53UQ10+V1WR1UQ53UQ10/1.1	-XGR/S	3		-XGR/S	J1:3	&EFS=V1WR1UQ53UQ10+V1WR1UQ53UQ10/1.1	

Cable diagram

F09_002_VLU

Cable name	-W1.2			cable type	TPE			
remark				no. of conductors	4	cross-section	18	cable length 0.5
function text	Page / column	Target designation from	Connection point	conductor	Target designation to	Connection point	Page / column	function text
	&EFS=V1WR1UQ53UQ10+V1	=V1WR1UQ53UQ10/1.2	1		-XGR/S	J2:1	&EFS=V1WR1UQ53UQ10+V1WR1UQ53UQ10/1.2	
	&EFS=V1WR1UQ53UQ10+V1	=V1WR1UQ53UQ10/1.2	4		-XGR/S	J2:4	&EFS=V1WR1UQ53UQ10+V1WR1UQ53UQ10/1.2	
	&EFS=V1WR1UQ53UQ10+V1	=V1WR1UQ53UQ10/1.2	3		-XGR/S	J2:3	&EFS=V1WR1UQ53UQ10+V1WR1UQ53UQ10/1.2	

Cable diagram

F09_002_VLU

Cable name	-W1			cable type	TPE			
remark				no. of conductors	4	cross-section	18	cable length 3
function text	Page / column	Target designation from	Connection point	conductor	Target designation to	Connection point	Page / column	function text
	&EFS=V1WR1UQ53KF2	=V1WR1UQ53KF2+V1WR1UQ53-KF2	1		11-X1	1	-BGS/R	&EFS=V1WR1UQ53UQ11+V1WR1UQ53UQ11/1.0
	&EFS=V1WR1UQ53KF2	=V1WR1UQ53KF2+V1WR1UQ53-KF2	2		11-X1	2	-BGS/R	&EFS=V1WR1UQ53UQ11+V1WR1UQ53UQ11/1.0
	&EFS=V1WR1UQ53KF2	=V1WR1UQ53KF2+V1WR1UQ53-KF2	3		11-X1	3	-BGS/R	&EFS=V1WR1UQ53UQ11+V1WR1UQ53UQ11/1.1
	&EFS=V1WR1UQ53KF2	=V1WR1UQ53KF2+V1WR1UQ53-KF2	4		11-X1	4	-BGS/R	&EFS=V1WR1UQ53UQ11+V1WR1UQ53UQ11/1.1

=V1WR1UQ53UQ10.1+.WR1UQ53UQ10.1/3

=V1WR1UQ53UQ11.2+.WR1UQ53UQ11.2/1

			Date	7/7/2022	Volvo Trucks North America	Valiant TMS	Cable diagram =V1WR1UQ53UQ11.1+V1WR1UQ53UQ11.1-W1	Drawing name:	= V1WR1UQ53UQ11.1		
			Ed.	KMAFFRE					+ V1WR1UQ53UQ11.1		
			Appr		P6700 Bodyside Sub - Robot Cell 2V11			Document type: EMA	Project nr: 22-16149	Page	1
Modification	Date	Name	Original		Replacement of / Replaced by	Scale 1:1					804

Cable diagram

F09_002_VLU

Cable name	-W1			cable type	TPE			
remark				no. of conductors	4	cross-section	18	cable length 4
function text	Page / column	Target designation from	Connection point	conductor	Target designation to	Connection point	Page / column	function text
	&EFS=V1WR1UQ53KF2	=V1WR1UQ53KF2+V1WR1UQ53-KF2	1		11-X2	1	&EFS=V1WR1UQ53UQ11+V1WR1UQ53UQ11/1.2	-BGS/R
	&EFS=V1WR1UQ53KF2	=V1WR1UQ53KF2+V1WR1UQ53-KF2	2		11-X2	2	&EFS=V1WR1UQ53UQ11+V1WR1UQ53UQ11/1.2	-BGS/R
	&EFS=V1WR1UQ53KF2	=V1WR1UQ53KF2+V1WR1UQ53-KF2	3		11-X2	3	&EFS=V1WR1UQ53UQ11+V1WR1UQ53UQ11/1.2	-BGS/R
	&EFS=V1WR1UQ53KF2	=V1WR1UQ53KF2+V1WR1UQ53-KF2	4		11-X2	4	&EFS=V1WR1UQ53UQ11+V1WR1UQ53UQ11/1.2	-BGS/R

=V1WR1UQ53UQ11.1+.WR1UQ53UQ11.1/1

=V1WR1UQ53UQ11.3+.WR1UQ53UQ11.3/1

			Date	7/7/2022	Volvo Trucks North America	Valiant TMS	Cable diagram =V1WR1UQ53UQ11.2+V1WR1UQ53UQ11.2-W1	Drawing name:	= V1WR1UQ53UQ11.2		
			Ed.	KMAFFRE					+ V1WR1UQ53UQ11.2		
			Appr		P6700 Bodyside Sub - Robot Cell 2V11			Document type: EMA	Project nr: 22-16149	Page	1
Modification	Date	Name	Original		Replacement of / Replaced by	Scale 1:1					804

Cable diagram

F09_002_VLU

Cable name	-W1			cable type	TPE			
remark				no. of conductors	4	cross-section	18	cable length 3
function text	Page / column	Target designation from	Connection point	conductor	Target designation to	Connection point	Page / column	function text
	&EFS=V1WR1UQ53KF2	=V1WR1UQ53KF2+V1WR1UQ53-KF2	1	11-X3	-BGS/R	1	&EFS=V1WR1UQ53UQ11	+V1WR1UQ53UQ11/1.4
	&EFS=V1WR1UQ53KF2	=V1WR1UQ53KF2+V1WR1UQ53-KF2	2	11-X3	-BGS/R	2	&EFS=V1WR1UQ53UQ11	+V1WR1UQ53UQ11/1.4
	&EFS=V1WR1UQ53KF2	=V1WR1UQ53KF2+V1WR1UQ53-KF2	3	11-X3	-BGS/R	3	&EFS=V1WR1UQ53UQ11	+V1WR1UQ53UQ11/1.4
	&EFS=V1WR1UQ53KF2	=V1WR1UQ53KF2+V1WR1UQ53-KF2	4	11-X3	-BGS/R	4	&EFS=V1WR1UQ53UQ11	+V1WR1UQ53UQ11/1.4

Cable diagram

F09_002_VLU

Cable name	-W1		cable type	TPE				
remark			no. of conductors	4		cross-section	18	cable length 3
function text	Page / column	Target designation from	Connection point	conductor	Target designation to	Connection point	Page / column	function text
	&EFS=V1WR1UQ53KF2	=V1WR1UQ53KF2+V1WR1UQ53-KF2	1	11-X4	-BGS/R	1	&EFS=V1WR1UQ53UQ11	+V1WR1UQ53UQ11/1.5
	&EFS=V1WR1UQ53KF2	=V1WR1UQ53KF2+V1WR1UQ53-KF2	2	11-X4	-BGS/R	2	&EFS=V1WR1UQ53UQ11	+V1WR1UQ53UQ11/1.5
	&EFS=V1WR1UQ53KF2	=V1WR1UQ53KF2+V1WR1UQ53-KF2	3	11-X4	-BGS/R	3	&EFS=V1WR1UQ53UQ11	+V1WR1UQ53UQ11/1.5
	&EFS=V1WR1UQ53KF2	=V1WR1UQ53KF2+V1WR1UQ53-KF2	4	11-X4	-BGS/R	4	&EFS=V1WR1UQ53UQ11	+V1WR1UQ53UQ11/1.5

Cable diagram

F09_002_VLU

Cable name	-W1		cable type	TPE				
remark			no. of conductors	4		cross-section	18	cable length 2
function text	Page / column	Target designation from	Connection point	conductor	Target designation to	Connection point	Page / column	function text
	&EFS=V1WR1UQ53KF2	=V1WR1UQ53KF2+V1WR1UQ53-KF2	1	11-X5	-BGS/R	1	&EFS=V1WR1UQ53UQ12	+V1WR1UQ53UQ12/1.0
	&EFS=V1WR1UQ53KF2	=V1WR1UQ53KF2+V1WR1UQ53-KF2	2	11-X5	-BGS/R	2	&EFS=V1WR1UQ53UQ12	+V1WR1UQ53UQ12/1.0
	&EFS=V1WR1UQ53KF2	=V1WR1UQ53KF2+V1WR1UQ53-KF2	3	11-X5	-BGS/R	3	&EFS=V1WR1UQ53UQ12	+V1WR1UQ53UQ12/1.1
	&EFS=V1WR1UQ53KF2	=V1WR1UQ53KF2+V1WR1UQ53-KF2	4	11-X5	-BGS/R	4	&EFS=V1WR1UQ53UQ12	+V1WR1UQ53UQ12/1.1

=V1WR1UQ53UQ11.4+.WR1UQ53UQ11.4/1

=V1WR1UQ53UQ13.1+.WR1UQ53UQ13.1/1

			Date	7/7/2022	Volvo Trucks North America	Valiant TMS	Cable diagram =V1WR1UQ53UQ12.1+V1WR1UQ53UQ12.1-W1	Drawing name:	= V1WR1UQ53UQ12.1		
			Ed.	KMAFFRE					+ V1WR1UQ53UQ12.1		
			Appr		P6700 Bodyside Sub - Robot Cell 2V11			Document type: EMA	Project nr: 22-16149	Page	1
Modification	Date	Name	Original		Replacement of / Replaced by	Scale 1:1					804

Cable diagram

F09_002_VLU

Cable name	-W1			cable type	TPE			
remark				no. of conductors	4	cross-section	18	cable length 3
function text	Page / column	Target designation from	Connection point	conductor	Target designation to	Connection point	Page / column	function text
	&EFS=V1WR1UQ53KF2	=V1WR1UQ53KF2+V1WR1UQ53-KF2	1	11-X6	-BGS/R	1	&EFS=V1WR1UQ53UQ13	+V1WR1UQ53UQ13/1.0
	&EFS=V1WR1UQ53KF2	=V1WR1UQ53KF2+V1WR1UQ53-KF2	2	11-X6	-BGS/R	2	&EFS=V1WR1UQ53UQ13	+V1WR1UQ53UQ13/1.0
	&EFS=V1WR1UQ53KF2	=V1WR1UQ53KF2+V1WR1UQ53-KF2	3	11-X6	-BGS/R	3	&EFS=V1WR1UQ53UQ13	+V1WR1UQ53UQ13/1.1
	&EFS=V1WR1UQ53KF2	=V1WR1UQ53KF2+V1WR1UQ53-KF2	4	11-X6	-BGS/R	4	&EFS=V1WR1UQ53UQ13	+V1WR1UQ53UQ13/1.1

=V1WR1UQ53UQ12.1+.WR1UQ53UQ12.1/1

=V1WR1UQ53UQ13.2+.WR1UQ53UQ13.2/1

			Date	7/7/2022	Volvo Trucks North America	Valiant TMS	Cable diagram =V1WR1UQ53UQ13.1+V1WR1UQ53UQ13.1-W1	Drawing name:	= V1WR1UQ53UQ13.1		
			Ed.	KMAFFRE					+ V1WR1UQ53UQ13.1		
			Appr		P6700 Bodyside Sub - Robot Cell 2V11			Document type: EMA	Project nr: 22-16149	Page	1
Modification	Date	Name	Original		Replacement of / Replaced by	Scale 1:1					804

Cable diagram

F09_002_VLU

Cable name	-W1			cable type	TPE			
remark				no. of conductors	4	cross-section	18	cable length 2
function text	Page / column	Target designation from	Connection point	conductor	Target designation to	Connection point	Page / column	function text
	&EFS=V1WR1UQ53KF2+V1WR1UQ53KF2	=V1WR1UQ53KF2+V1WR1UQ53-KF2	1	11-X7	-BGS/R	1	&EFS=V1WR1UQ53UQ13+V1WR1UQ53UQ13/1.2	
	&EFS=V1WR1UQ53KF2+V1WR1UQ53KF2	=V1WR1UQ53KF2+V1WR1UQ53-KF2	2	11-X7	-BGS/R	2	&EFS=V1WR1UQ53UQ13+V1WR1UQ53UQ13/1.2	
	&EFS=V1WR1UQ53KF2+V1WR1UQ53KF2	=V1WR1UQ53KF2+V1WR1UQ53-KF2	3	11-X7	-BGS/R	3	&EFS=V1WR1UQ53UQ13+V1WR1UQ53UQ13/1.2	
	&EFS=V1WR1UQ53KF2+V1WR1UQ53KF2	=V1WR1UQ53KF2+V1WR1UQ53-KF2	4	11-X7	-BGS/R	4	&EFS=V1WR1UQ53UQ13+V1WR1UQ53UQ13/1.2	

Cable diagram

F09_002_VLU

Cable name	-W1			cable type	TPE			
remark				no. of conductors	4	cross-section	18	cable length 1
function text	Page / column	Target designation from	Connection point	conductor	Target designation to	Connection point	Page / column	function text
	&EFS=V1WR1UQ53KF2	=V1WR1UQ53KF2+V1WR1UQ53-KF2	1	11-X8	-BGS/R	1	&EFS=V1WR1UQ53UQ14	+V1WR1UQ53UQ14/1.0
	&EFS=V1WR1UQ53KF2	=V1WR1UQ53KF2+V1WR1UQ53-KF2	2	11-X8	-BGS/R	2	&EFS=V1WR1UQ53UQ14	+V1WR1UQ53UQ14/1.0
	&EFS=V1WR1UQ53KF2	=V1WR1UQ53KF2+V1WR1UQ53-KF2	3	11-X8	-BGS/R	3	&EFS=V1WR1UQ53UQ14	+V1WR1UQ53UQ14/1.1
	&EFS=V1WR1UQ53KF2	=V1WR1UQ53KF2+V1WR1UQ53-KF2	4	11-X8	-BGS/R	4	&EFS=V1WR1UQ53UQ14	+V1WR1UQ53UQ14/1.1

=V1WR1UQ53UQ13.2+.WR1UQ53UQ13.2/1

=V1WR1UQ53UQ15.1+.WR1UQ53UQ15.1/1

			Date	7/7/2022	Volvo Trucks North America	Valiant TMS	Cable diagram =V1WR1UQ53UQ14.1+V1WR1UQ53UQ14.1-W1	Drawing name:	= V1WR1UQ53UQ14.1		
			Ed.	KMAFFRE					+ V1WR1UQ53UQ14.1		
			Appr		P6700 Bodyside Sub - Robot Cell 2V11			Document type: EMA	Project nr: 22-16149	Page	1
Modification	Date	Name	Original		Replacement of / Replaced by	Scale 1:1					804

Cable diagram

F09_002_VLU

Cable name	-W1		cable type	TPE				
remark			no. of conductors	4		cross-section	18	cable length 3
function text	Page / column	Target designation from	Connection point	conductor	Target designation to	Connection point	Page / column	function text
	&EFS=V1WR1UQ53KF2	=V1WR1UQ53KF2+V1WR1UQ53-KF2	12-X1		-XGR/S	P1:1	&EFS=V1WR1UQ53UQ15+V1WR1UQ53UQ15/1.1	
	&EFS=V1WR1UQ53KF2	=V1WR1UQ53KF2+V1WR1UQ53-KF2	12-X1		-XGR/S	P1:2	&EFS=V1WR1UQ53UQ15+V1WR1UQ53UQ15/1.1	
	&EFS=V1WR1UQ53KF2	=V1WR1UQ53KF2+V1WR1UQ53-KF2	12-X1		-XGR/S	P1:3	&EFS=V1WR1UQ53UQ15+V1WR1UQ53UQ15/1.1	
	&EFS=V1WR1UQ53KF2	=V1WR1UQ53KF2+V1WR1UQ53-KF2	12-X1		-XGR/S	P1:4	&EFS=V1WR1UQ53UQ15+V1WR1UQ53UQ15/1.1	

Cable diagram

F09_002_VLU

Cable name	-W1.1		cable type	TPE				
remark			no. of conductors	4		cross-section	18	cable length 0.5
function text	Page / column	Target designation from	Connection point	conductor	Target designation to	Connection point	Page / column	function text
	&EFS=V1WR1UQ53UQ15+V1WR1UQ53UQ15/1.1	-XGR/S	1		-XGR/S	J1:1	&EFS=V1WR1UQ53UQ15+V1WR1UQ53UQ15/1.1	
	&EFS=V1WR1UQ53UQ15+V1WR1UQ53UQ15/1.1	-XGR/S	4		-XGR/S	J1:4	&EFS=V1WR1UQ53UQ15+V1WR1UQ53UQ15/1.1	
	&EFS=V1WR1UQ53UQ15+V1WR1UQ53UQ15/1.1	-XGR/S	3		-XGR/S	J1:3	&EFS=V1WR1UQ53UQ15+V1WR1UQ53UQ15/1.1	

Cable diagram

F09_002_VLU

Cable name	-W1.2		cable type	TPE				
remark			no. of conductors	4		cross-section	18	cable length 0.5
function text	Page / column	Target designation from	Connection point	conductor	Target designation to	Connection point	Page / column	function text
	&EFS=V1WR1UQ53UQ15+V1	=V1WR1UQ53UQ15/1.2	1		-XGR/S	J2:1	&EFS=V1WR1UQ53UQ15+V1WR1UQ53UQ15/1.2	
	&EFS=V1WR1UQ53UQ15+V1	=V1WR1UQ53UQ15/1.2	4		-XGR/S	J2:4	&EFS=V1WR1UQ53UQ15+V1WR1UQ53UQ15/1.2	
	&EFS=V1WR1UQ53UQ15+V1	=V1WR1UQ53UQ15/1.2	3		-XGR/S	J2:3	&EFS=V1WR1UQ53UQ15+V1WR1UQ53UQ15/1.2	

Cable diagram

F09_002_VLU

Cable name	-W1			cable type	TPE			
remark				no. of conductors	4	cross-section	18	cable length 2
function text	Page / column	Target designation from	Connection point	conductor	Target designation to	Connection point	Page / column	function text
	&EFS=V1WR1UQ53KF2+V1WR1UQ53KF2	=V1WR1UQ53KF2+V1WR1UQ53-KF2	1	12-X2	-BGS/R	1	&EFS=V1WR1UQ53UQ16+V1WR1UQ53UQ16/1.0	
	&EFS=V1WR1UQ53KF2+V1WR1UQ53KF2	=V1WR1UQ53KF2+V1WR1UQ53-KF2	2	12-X2	-BGS/R	2	&EFS=V1WR1UQ53UQ16+V1WR1UQ53UQ16/1.0	
	&EFS=V1WR1UQ53KF2+V1WR1UQ53KF2	=V1WR1UQ53KF2+V1WR1UQ53-KF2	3	12-X2	-BGS/R	3	&EFS=V1WR1UQ53UQ16+V1WR1UQ53UQ16/1.1	
	&EFS=V1WR1UQ53KF2+V1WR1UQ53KF2	=V1WR1UQ53KF2+V1WR1UQ53-KF2	4	12-X2	-BGS/R	4	&EFS=V1WR1UQ53UQ16+V1WR1UQ53UQ16/1.1	

=V1WR1UQ53UQ15.1+.WR1UQ53UQ15.1/3

=V1WR1UQ53UQ17.1+.WR1UQ53UQ17.1/1

			Date	7/7/2022	Volvo Trucks North America	Valiant TMS	Cable diagram =V1WR1UQ53UQ16.1+V1WR1UQ53UQ16.1-W1	Drawing name:	= V1WR1UQ53UQ16.1		
			Ed.	KMAFFRE					+ V1WR1UQ53UQ16.1		
			Appr		P6700 Bodyside Sub - Robot Cell 2V11			Document type: EMA	Project nr: 22-16149	Page	1
Modification	Date	Name	Original		Replacement of / Replaced by	Scale 1:1					804

Cable diagram

F09_002_VLU

Cable name	-W1			cable type	TPE			
remark				no. of conductors	4	cross-section	18	cable length 2
function text	Page / column	Target designation from	Connection point	conductor	Target designation to	Connection point	Page / column	function text
	&EFS=V1WR1UQ53KF2+V1WR1UQ53KF2	=V1WR1UQ53KF2+V1WR1UQ53KF2	1	12-X3	-XGR/S	P1:1	&EFS=V1WR1UQ53UQ17+V1WR1UQ53UQ17/1.1	
	&EFS=V1WR1UQ53KF2+V1WR1UQ53KF2	=V1WR1UQ53KF2+V1WR1UQ53KF2	2	12-X3	-XGR/S	P1:2	&EFS=V1WR1UQ53UQ17+V1WR1UQ53UQ17/1.1	
	&EFS=V1WR1UQ53KF2+V1WR1UQ53KF2	=V1WR1UQ53KF2+V1WR1UQ53KF2	3	12-X3	-XGR/S	P1:3	&EFS=V1WR1UQ53UQ17+V1WR1UQ53UQ17/1.1	
	&EFS=V1WR1UQ53KF2+V1WR1UQ53KF2	=V1WR1UQ53KF2+V1WR1UQ53KF2	4	12-X3	-XGR/S	P1:4	&EFS=V1WR1UQ53UQ17+V1WR1UQ53UQ17/1.1	

Cable diagram

F09_002_VLU

Cable name	-W1.1		cable type	TPE				
remark			no. of conductors	4		cross-section	18	cable length 0.5
function text	Page / column	Target designation from	Connection point	conductor	Target designation to	Connection point	Page / column	function text
	&EFS=V1WR1UQ53UQ17+V1	-XGR/P:V1WR1UQ53UQ17/1.1	1		-XGR/S	J1:1	&EFS=V1WR1UQ53UQ17+V1WR1UQ53UQ17/1.1	
	&EFS=V1WR1UQ53UQ17+V1	-XGR/P:V1WR1UQ53UQ17/1.1	4		-XGR/S	J1:4	&EFS=V1WR1UQ53UQ17+V1WR1UQ53UQ17/1.1	
	&EFS=V1WR1UQ53UQ17+V1	-XGR/P:V1WR1UQ53UQ17/1.1	3		-XGR/S	J1:3	&EFS=V1WR1UQ53UQ17+V1WR1UQ53UQ17/1.1	

Cable diagram

F09_002_VLU

Cable name	-W1.2		cable type	TPE				
remark			no. of conductors	4		cross-section	18	cable length 0.5
function text	Page / column	Target designation from	Connection point	conductor	Target designation to	Connection point	Page / column	function text
	&EFS=V1WR1UQ53UQ17+V1	=V1WR1UQ53UQ17/1.2	1		-XGR/S	J2:1	&EFS=V1WR1UQ53UQ17+V1WR1UQ53UQ17/1.2	
	&EFS=V1WR1UQ53UQ17+V1	=V1WR1UQ53UQ17/1.2	4		-XGR/S	J2:4	&EFS=V1WR1UQ53UQ17+V1WR1UQ53UQ17/1.2	
	&EFS=V1WR1UQ53UQ17+V1	=V1WR1UQ53UQ17/1.2	3		-XGR/S	J2:3	&EFS=V1WR1UQ53UQ17+V1WR1UQ53UQ17/1.2	

Cable diagram

F09_002_VLU

Cable name	-W1		cable type	TPE				
remark			no. of conductors	4		cross-section	18	cable length 3
function text	Page / column	Target designation from	Connection point	conductor	Target designation to	Connection point	Page / column	function text
	&EFS=V1WR1UQ53KF2+V1WR1UQ53KF2	=V1WR1UQ53KF2+V1WR1UQ53-KF2	12-X4		-BGS/R	1	&EFS=V1WR1UQ53UQ18+V1WR1UQ53UQ18/1.0	
	&EFS=V1WR1UQ53KF2+V1WR1UQ53KF2	=V1WR1UQ53KF2+V1WR1UQ53-KF2	12-X4		-BGS/R	2	&EFS=V1WR1UQ53UQ18+V1WR1UQ53UQ18/1.0	
	&EFS=V1WR1UQ53KF2+V1WR1UQ53KF2	=V1WR1UQ53KF2+V1WR1UQ53-KF2	12-X4		-BGS/R	3	&EFS=V1WR1UQ53UQ18+V1WR1UQ53UQ18/1.1	
	&EFS=V1WR1UQ53KF2+V1WR1UQ53KF2	=V1WR1UQ53KF2+V1WR1UQ53-KF2	12-X4		-BGS/R	4	&EFS=V1WR1UQ53UQ18+V1WR1UQ53UQ18/1.1	

Cable diagram

F09_002_VLU

Cable name	-W1			cable type	TPE			
remark				no. of conductors	4	cross-section	18	cable length 3
function text	Page / column	Target designation from	Connection point	conductor	Target designation to	Connection point	Page / column	function text
	&EFS=V1WR1UQ53KF2+V1WR1UQ53KF2	=V1WR1UQ53KF2+V1WR1UQ53-KF2	12-X5		-BGS/R	1	&EFS=V1WR1UQ53UQ19+V1WR1UQ53UQ19/1.0	
	&EFS=V1WR1UQ53KF2+V1WR1UQ53KF2	=V1WR1UQ53KF2+V1WR1UQ53-KF2	12-X5		-BGS/R	2	&EFS=V1WR1UQ53UQ19+V1WR1UQ53UQ19/1.0	
	&EFS=V1WR1UQ53KF2+V1WR1UQ53KF2	=V1WR1UQ53KF2+V1WR1UQ53-KF2	12-X5		-BGS/R	3	&EFS=V1WR1UQ53UQ19+V1WR1UQ53UQ19/1.1	
	&EFS=V1WR1UQ53KF2+V1WR1UQ53KF2	=V1WR1UQ53KF2+V1WR1UQ53-KF2	12-X5		-BGS/R	4	&EFS=V1WR1UQ53UQ19+V1WR1UQ53UQ19/1.1	

=V1WR1UQ53UQ18.1+.WR1UQ53UQ18.1/1

=V1WR1UQ53UQ20.1+.WR1UQ53UQ20.1/1

			Date	7/7/2022	Volvo Trucks North America	Valiant TMS	Cable diagram =V1WR1UQ53UQ19.1+V1WR1UQ53UQ19.1-W1	Drawing name:	= V1WR1UQ53UQ19.1		
			Ed.	KMAFFRE					+ V1WR1UQ53UQ19.1		
			Appr		P6700 Bodyside Sub - Robot Cell 2V11			Document type: EMA	Project nr: 22-16149	Page	1
Modification	Date	Name	Original		Replacement of / Replaced by	Scale 1:1					804

Cable diagram

F09_002_VLU

Cable name	-W1			cable type	TPE			
remark				no. of conductors	4	cross-section	18	cable length 3
function text	Page / column	Target designation from	Connection point	conductor	Target designation to	Connection point	Page / column	function text
	&EFS=V1WR1UQ53KF2+V1WR1UQ53KF2	=V1WR1UQ53KF2+V1WR1UQ53-KF2	12-X6		-BGS/R	1	&EFS=V1WR1UQ53UQ20+V1WR1UQ53UQ20/1.0	
	&EFS=V1WR1UQ53KF2+V1WR1UQ53KF2	=V1WR1UQ53KF2+V1WR1UQ53-KF2	12-X6		-BGS/R	2	&EFS=V1WR1UQ53UQ20+V1WR1UQ53UQ20/1.0	
	&EFS=V1WR1UQ53KF2+V1WR1UQ53KF2	=V1WR1UQ53KF2+V1WR1UQ53-KF2	12-X6		-BGS/R	3	&EFS=V1WR1UQ53UQ20+V1WR1UQ53UQ20/1.1	
	&EFS=V1WR1UQ53KF2+V1WR1UQ53KF2	=V1WR1UQ53KF2+V1WR1UQ53-KF2	12-X6		-BGS/R	4	&EFS=V1WR1UQ53UQ20+V1WR1UQ53UQ20/1.1	

Cable diagram

F09_002_VLU

Cable name -W1			cable type TPU					
remark			no. of conductors 5			cross-section 16		cable length 10
function text	Page / column	Target designation from	Connection point	conductor	Target designation to	Connection point	Page / column	function text
	&EFS/1.4	=V1WC4+UC46-XD53	1		-XG53	P1:1	&EFS/1.4	
	&EFS/1.4	=V1WC4+UC46-XD53	2		-XG53	P1:2	&EFS/1.4	
	&EFS/1.5	=V1WC4+UC46-XD53	4		-XG53	P1:4	&EFS/1.5	
	&EFS/1.5	=V1WC4+UC46-XD53	5		-XG53	P1:5	&EFS/1.5	
	&EFS/1.5	=V1WC4+UC46-XD53	3		-XG53	P1:3	&EFS/1.5	

Cable diagram

F09_002_VLU

Cable name	-W1		cable type	TPE				
remark			no. of conductors	4		cross-section	18	cable length 3
function text	Page / column	Target designation from	Connection point	conductor	Target designation to	Connection point	Page / column	function text
	&EFS/1.0	-XG1/2	P1:1		=V1WR1UQ54KF1-KF1.13-X1	1	&EFS=V1WR1UQ54KF1/3.0	
	&EFS/1.1	-XG1/2	P1:3		=V1WR1UQ54KF1-KF1.13-X1	3	&EFS=V1WR1UQ54KF1/3.1	
	&EFS/1.1	-XG1/2	P1:4		=V1WR1UQ54KF1-KF1.13-X1	4	&EFS=V1WR1UQ54KF1/3.1	
	&EFS/1.1	-XG1/2	P1:2		=V1WR1UQ54KF1-KF1.13-X1	2	&EFS=V1WR1UQ54KF1/3.0	

Cable diagram

F09_002_VLU

Cable name	-W1.1			cable type	TPE			
remark				no. of conductors	4	cross-section	18	cable length 0.5
function text	Page / column	Target designation from	Connection point	conductor	Target designation to	Connection point	Page / column	function text
	&EFS/1.0	-BG01	1		-XG1/2	J1:1	&EFS/1.0	
	&EFS/1.0	-BG01	4		-XG1/2	J1:4	&EFS/1.1	
	&EFS/1.1	-BG01	3		-XG1/2	J1:3	&EFS/1.1	

Cable diagram

F09_002_VLU

Cable name	-W1.2			cable type	TPE			
remark				no. of conductors	4	cross-section	18	cable length 0.5
function text	Page / column	Target designation from	Connection point	conductor	Target designation to	Connection point	Page / column	function text
	&EFS/1.1	-BG02	1		-XG1/2	J2:1	&EFS/1.1	
	&EFS/1.1	-BG02	4		-XG1/2	J2:4	&EFS/1.2	
	&EFS/1.2	-BG02	3		-XG1/2	J2:3	&EFS/1.2	

Cable diagram

F09_002_VLU

Cable name	-W2		cable type	TPE				
remark			no. of conductors	4		cross-section	18	cable length 2
function text	Page / column	Target designation from	Connection point	conductor	Target designation to	Connection point	Page / column	function text
	&EFS/1.3	-XG3/4	P1:1		=V1WR1UQ54KF1-KF1.13-X2	1	&EFS=V1WR1UQ54KF1/3.1	
	&EFS/1.3	-XG3/4	P1:3		=V1WR1UQ54KF1-KF1.13-X2	3	&EFS=V1WR1UQ54KF1/3.2	
	&EFS/1.4	-XG3/4	P1:4		=V1WR1UQ54KF1-KF1.13-X2	4	&EFS=V1WR1UQ54KF1/3.2	
	&EFS/1.4	-XG3/4	P1:2		=V1WR1UQ54KF1-KF1.13-X2	2	&EFS=V1WR1UQ54KF1/3.2	

Cable diagram

F09_002_VLU

Cable name	-W2.1			cable type	TPE			
remark				no. of conductors	4	cross-section	18	cable length 2
function text	Page / column	Target designation from	Connection point	conductor	Target designation to	Connection point	Page / column	function text
	&EFS/1.3	-BG03	BN		-XG3/4	J1:1	&EFS/1.3	
	&EFS/1.3	-BG03	BK		-XG3/4	J1:4	&EFS/1.4	
	&EFS/1.3	-BG03	BU		-XG3/4	J1:3	&EFS/1.3	

Cable diagram

F09_002_VLU

Cable name	-W2.2		cable type	TPE				
remark			no. of conductors	4		cross-section	18	cable length 2
function text	Page / column	Target designation from	Connection point	conductor	Target designation to	Connection point	Page / column	function text
	&EFS/1.4	-BG06	1		-XG3/4	J2:1	&EFS/1.4	
	&EFS/1.4	-BG06	4		-XG3/4	J2:4	&EFS/1.5	
	&EFS/1.4	-BG06	3		-XG3/4	J2:3	&EFS/1.4	

Cable diagram

F09_002_VLU

Cable name -W3			cable type TPE					
remark			no. of conductors 4			cross-section 18		cable length 3
function text	Page / column	Target designation from	Connection point	conductor	Target designation to	Connection point	Page / column	function text
	&EFS/1.6	-XG5/6	P1:1		=V1WR1UQ54KF1-KF1.13-X3	1	&EFS=V1WR1UQ54KF1/3.3	
	&EFS/1.6	-XG5/6	P1:3		=V1WR1UQ54KF1-KF1.13-X3	3	&EFS=V1WR1UQ54KF1/3.3	
	&EFS/1.6	-XG5/6	P1:4		=V1WR1UQ54KF1-KF1.13-X3	4	&EFS=V1WR1UQ54KF1/3.3	
	&EFS/1.7	-XG5/6	P1:2		=V1WR1UQ54KF1-KF1.13-X3	2	&EFS=V1WR1UQ54KF1/3.3	

Cable diagram

F09_002_VLU

Cable name -W3.1			cable type TPE					
remark			no. of conductors 4			cross-section 18		cable length 1
function text	Page / column	Target designation from	Connection point	conductor	Target designation to	Connection point	Page / column	function text
	&EFS/1.6	-BG04	BN		-XG5/6	J1:1	&EFS/1.6	
	&EFS/1.6	-BG04	BK		-XG5/6	J1:4	&EFS/1.6	
	&EFS/1.6	-BG04	BU		-XG5/6	J1:3	&EFS/1.6	

Cable diagram

F09_002_VLU

Cable name	-W3.2			cable type	TPE			
remark				no. of conductors	4	cross-section	18	cable length 1
function text	Page / column	Target designation from	Connection point	conductor	Target designation to	Connection point	Page / column	function text
	&EFS/1.7	-BG05	BN		-XG5/6	J2:1	&EFS/1.7	
	&EFS/1.7	-BG05	BK		-XG5/6	J2:4	&EFS/1.7	
	&EFS/1.7	-BG05	BU		-XG5/6	J2:3	&EFS/1.7	

Cable diagram

F09_002_VLU

Cable name -W4			cable type TPE					
remark			no. of conductors 4			cross-section 18		cable length 3
function text	Page / column	Target designation from	Connection point	conductor	Target designation to	Connection point	Page / column	function text
	&EFS/2.0	-XG7/8	P1:1		=V1WR1UQ54KF1-KF1.13-X4	1	&EFS=V1WR1UQ54KF1/3.4	
	&EFS/2.1	-XG7/8	P1:3		=V1WR1UQ54KF1-KF1.13-X4	3	&EFS=V1WR1UQ54KF1/3.4	
	&EFS/2.1	-XG7/8	P1:4		=V1WR1UQ54KF1-KF1.13-X4	4	&EFS=V1WR1UQ54KF1/3.4	
	&EFS/2.1	-XG7/8	P1:2		=V1WR1UQ54KF1-KF1.13-X4	2	&EFS=V1WR1UQ54KF1/3.4	

Cable diagram

F09_002_VLU

Cable name	-W4.1			cable type	TPE			
remark				no. of conductors	4	cross-section	18	cable length 2
function text	Page / column	Target designation from	Connection point	conductor	Target designation to	Connection point	Page / column	function text
	&EFS/2.0	-BG07	1		-XG7/8	J1:1	&EFS/2.0	
	&EFS/2.0	-BG07	4		-XG7/8	J1:4	&EFS/2.1	
	&EFS/2.1	-BG07	3		-XG7/8	J1:3	&EFS/2.1	

Cable diagram

F09_002_VLU

Cable name	-W4.2		cable type	TPE				
remark			no. of conductors	4		cross-section	18	cable length 1
function text	Page / column	Target designation from	Connection point	conductor	Target designation to	Connection point	Page / column	function text
	&EFS/2.1	-BG08	BN		-XG7/8	J2:1	&EFS/2.1	
	&EFS/2.1	-BG08	BK		-XG7/8	J2:4	&EFS/2.2	
	&EFS/2.2	-BG08	BU		-XG7/8	J2:3	&EFS/2.2	

Cable diagram

F09_002_VLU

Cable name	-W1		cable type	TPU				
remark			no. of conductors	5		cross-section	16	cable length 10
function text	Page / column	Target designation from	Connection point	conductor	Target designation to	Connection point	Page / column	function text
	&EFS=V1WR1UQ54WC4+UC46-XD54	=V1WR1UQ54WC4+UC46-XD54	1		-KF1-X20	1	&EFS/1.1	
	&EFS=V1WR1UQ54WC4+UC46-XD54	=V1WR1UQ54WC4+UC46-XD54	2		-KF1-X20	2	&EFS/1.1	
	&EFS=V1WR1UQ54WC4+UC46-XD54	=V1WR1UQ54WC4+UC46-XD54	3		-KF1-X20	3	&EFS/1.1	
	&EFS=V1WR1UQ54WC4+UC46-XD54	=V1WR1UQ54WC4+UC46-XD54	4		-KF1-X20	4	&EFS/1.2	
	&EFS=V1WR1UQ54WC4+UC46-XD54	=V1WR1UQ54WC4+UC46-XD54	5		-KF1-X20	5	&EFS/1.2	

Cable diagram

F09_002_VLU

Cable name	-W1		cable type	TPE				
remark			no. of conductors	4		cross-section	18	cable length 3
function text	Page / column	Target designation from	Connection point	conductor	Target designation to	Connection point	Page / column	function text
	&EFS=V1WR1UQ54KF1+V1WR1UQ54/1	=V1WR1UQ54KF1+V1WR1UQ54-KF1	1.11-X1		-BGS/R	1	&EFS=V1WR1UQ54UQ1+V1WR1UQ54UQ1/1.0	
	&EFS=V1WR1UQ54KF1+V1WR1UQ54/1	=V1WR1UQ54KF1+V1WR1UQ54-KF1	2.11-X1		-BGS/R	2	&EFS=V1WR1UQ54UQ1+V1WR1UQ54UQ1/1.0	
	&EFS=V1WR1UQ54KF1+V1WR1UQ54/1	=V1WR1UQ54KF1+V1WR1UQ54-KF1	3.11-X1		-BGS/R	3	&EFS=V1WR1UQ54UQ1+V1WR1UQ54UQ1/1.1	
	&EFS=V1WR1UQ54KF1+V1WR1UQ54/1	=V1WR1UQ54KF1+V1WR1UQ54-KF1	4.11-X1		-BGS/R	4	&EFS=V1WR1UQ54UQ1+V1WR1UQ54UQ1/1.1	

=V1WR1UQ54KF1+V1WR1UQ54/1

=V1WR1UQ54UQ2.1+.WR1UQ54UQ2.1/1

			Date	7/7/2022	Volvo Trucks North America	Valiant TMS	Cable diagram =V1WR1UQ54UQ1.1+V1WR1UQ54UQ1.1-W1	Drawing name:	= V1WR1UQ54UQ1.1		
			Ed.	KMAFFRE					+ V1WR1UQ54UQ1.1		
			Appr		P6700 Bodyside Sub - Robot Cell 2V11			Document type: EMA	Project nr: 22-16149	Page	1
Modification	Date	Name	Original		Replacement of / Replaced by	Scale 1:1					804

Cable diagram

F09_002_VLU

Cable name	-W1		cable type	TPE				
remark			no. of conductors	4		cross-section	18	cable length 2
function text	Page / column	Target designation from	Connection point	conductor	Target designation to	Connection point	Page / column	function text
	&EFS=V1WR1UQ54KF1	=V1WR1UQ54KF1+V1WR1UQ54-KF1	1.11-X2		-BGS/R	1	&EFS=V1WR1UQ54UQ2	+V1WR1UQ54UQ2/1.0
	&EFS=V1WR1UQ54KF1	=V1WR1UQ54KF1+V1WR1UQ54-KF1	2.11-X2		-BGS/R	2	&EFS=V1WR1UQ54UQ2	+V1WR1UQ54UQ2/1.0
	&EFS=V1WR1UQ54KF1	=V1WR1UQ54KF1+V1WR1UQ54-KF1	3.11-X2		-BGS/R	3	&EFS=V1WR1UQ54UQ2	+V1WR1UQ54UQ2/1.1
	&EFS=V1WR1UQ54KF1	=V1WR1UQ54KF1+V1WR1UQ54-KF1	4.11-X2		-BGS/R	4	&EFS=V1WR1UQ54UQ2	+V1WR1UQ54UQ2/1.1

Cable diagram

F09_002_VLU

Cable name	-W1			cable type	TPE			
remark				no. of conductors	4	cross-section	18	cable length 3
function text	Page / column	Target designation from	Connection point	conductor	Target designation to	Connection point	Page / column	function text
	&EFS=V1WR1UQ54KF1	=V1WR1UQ54KF1+V1WR1UQ54-KF1	1.11-X3		-XGR/S	P1:1	&EFS=V1WR1UQ54UQ2	+V1WR1UQ54UQ2/1.2
	&EFS=V1WR1UQ54KF1	=V1WR1UQ54KF1+V1WR1UQ54-KF1	2.11-X3		-XGR/S	P1:2	&EFS=V1WR1UQ54UQ2	+V1WR1UQ54UQ2/1.3
	&EFS=V1WR1UQ54KF1	=V1WR1UQ54KF1+V1WR1UQ54-KF1	3.11-X3		-XGR/S	P1:3	&EFS=V1WR1UQ54UQ2	+V1WR1UQ54UQ2/1.2
	&EFS=V1WR1UQ54KF1	=V1WR1UQ54KF1+V1WR1UQ54-KF1	4.11-X3		-XGR/S	P1:4	&EFS=V1WR1UQ54UQ2	+V1WR1UQ54UQ2/1.3

Cable diagram

F09_002_VLU

Cable name	-W1.1		cable type	TPE				
remark			no. of conductors	4		cross-section	18	cable length 0.5
function text	Page / column	Target designation from	Connection point	conductor	Target designation to	Connection point	Page / column	function text
	&EFS=V1WR1UQ54UQ2+BGR	=V1WR1UQ54UQ2/1.2	1		-XGR/S	J1:1	&EFS=V1WR1UQ54UQ2+V1WR1UQ54UQ2/1.2	
	&EFS=V1WR1UQ54UQ2+BGR	=V1WR1UQ54UQ2/1.2	4		-XGR/S	J1:4	&EFS=V1WR1UQ54UQ2+V1WR1UQ54UQ2/1.3	
	&EFS=V1WR1UQ54UQ2+BGR	=V1WR1UQ54UQ2/1.2	3		-XGR/S	J1:3	&EFS=V1WR1UQ54UQ2+V1WR1UQ54UQ2/1.2	

Cable diagram

F09_002_VLU

Cable name	-W1.2			cable type	TPE			
remark				no. of conductors	4	cross-section	18	cable length 0.5
function text	Page / column	Target designation from	Connection point	conductor	Target designation to	Connection point	Page / column	function text
	&EFS=V1WR1UQ54UQ2+BGS	-XGS/V1WR1UQ54UQ2/1.3	1		-XGR/S	J2:1	&EFS=V1WR1UQ54UQ2+V1WR1UQ54UQ2/1.3	
	&EFS=V1WR1UQ54UQ2+BGS	-XGS/V1WR1UQ54UQ2/1.3	4		-XGR/S	J2:4	&EFS=V1WR1UQ54UQ2+V1WR1UQ54UQ2/1.4	
	&EFS=V1WR1UQ54UQ2+BGS	-XGS/V1WR1UQ54UQ2/1.3	3		-XGR/S	J2:3	&EFS=V1WR1UQ54UQ2+V1WR1UQ54UQ2/1.3	

Cable diagram

F09_002_VLU

Cable name	-W1		cable type	TPE				
remark			no. of conductors	4		cross-section	18	cable length 2
function text	Page / column	Target designation from	Connection point	conductor	Target designation to	Connection point	Page / column	function text
	&EFS=V1WR1UQ54KF1	=V1WR1UQ54KF1+V1WR1UQ54-KF1	1.11-X4		-BGS/R	1	&EFS=V1WR1UQ54UQ3	+V1WR1UQ54UQ3/1.0
	&EFS=V1WR1UQ54KF1	=V1WR1UQ54KF1+V1WR1UQ54-KF1	2.11-X4		-BGS/R	2	&EFS=V1WR1UQ54UQ3	+V1WR1UQ54UQ3/1.0
	&EFS=V1WR1UQ54KF1	=V1WR1UQ54KF1+V1WR1UQ54-KF1	3.11-X4		-BGS/R	3	&EFS=V1WR1UQ54UQ3	+V1WR1UQ54UQ3/1.1
	&EFS=V1WR1UQ54KF1	=V1WR1UQ54KF1+V1WR1UQ54-KF1	4.11-X4		-BGS/R	4	&EFS=V1WR1UQ54UQ3	+V1WR1UQ54UQ3/1.1

=V1WR1UQ54UQ2.2+.WR1UQ54UQ2.2/3

=V1WR1UQ54UQ3.2+.WR1UQ54UQ3.2/1

			Date	7/7/2022	Volvo Trucks North America		Valiant TMS	Cable diagram =V1WR1UQ54UQ3.1+V1WR1UQ54UQ3.1-W1	Drawing name:	= V1WR1UQ54UQ3.1	
			Ed.	KMAFFRE						+ V1WR1UQ54UQ3.1	
			Appr		P6700 Bodyside Sub - Robot Cell 2V11				Document type: EMA	Project nr: 22-16149	Page 1
Modification	Date	Name	Original		Replacement of	Replaced by	Scale 1:1				804

Cable diagram

F09_002_VLU

Cable name	-W1		cable type	TPE				
remark			no. of conductors	4		cross-section	18	cable length 2
function text	Page / column	Target designation from	Connection point	conductor	Target designation to	Connection point	Page / column	function text
	&EFS=V1WR1UQ54KF1	=V1WR1UQ54KF1+V1WR1UQ54-KF1	1.11-X5		-BGS/R	1	&EFS=V1WR1UQ54UQ3	+V1WR1UQ54UQ3/1.2
	&EFS=V1WR1UQ54KF1	=V1WR1UQ54KF1+V1WR1UQ54-KF1	2.11-X5		-BGS/R	2	&EFS=V1WR1UQ54UQ3	+V1WR1UQ54UQ3/1.2
	&EFS=V1WR1UQ54KF1	=V1WR1UQ54KF1+V1WR1UQ54-KF1	3.11-X5		-BGS/R	3	&EFS=V1WR1UQ54UQ3	+V1WR1UQ54UQ3/1.2
	&EFS=V1WR1UQ54KF1	=V1WR1UQ54KF1+V1WR1UQ54-KF1	4.11-X5		-BGS/R	4	&EFS=V1WR1UQ54UQ3	+V1WR1UQ54UQ3/1.2

Cable diagram

F09_002_VLU

Cable name	-W1		cable type	TPE				
remark			no. of conductors	4		cross-section 18		cable length 4
function text	Page / column	Target designation from	Connection point	conductor	Target designation to	Connection point	Page / column	function text
	&EFS=V1WR1UQ54KF1+V1WR1UQ54-KF1	=V1WR1UQ54KF1+V1WR1UQ54-KF1	1.11-X6		-BGS/R	1	&EFS=V1WR1UQ54UQ4+V1WR1UQ54UQ4/1.0	
	&EFS=V1WR1UQ54KF1+V1WR1UQ54-KF1	=V1WR1UQ54KF1+V1WR1UQ54-KF1	2.11-X6		-BGS/R	2	&EFS=V1WR1UQ54UQ4+V1WR1UQ54UQ4/1.0	
	&EFS=V1WR1UQ54KF1+V1WR1UQ54-KF1	=V1WR1UQ54KF1+V1WR1UQ54-KF1	3.11-X6		-BGS/R	3	&EFS=V1WR1UQ54UQ4+V1WR1UQ54UQ4/1.1	
	&EFS=V1WR1UQ54KF1+V1WR1UQ54-KF1	=V1WR1UQ54KF1+V1WR1UQ54-KF1	4.11-X6		-BGS/R	4	&EFS=V1WR1UQ54UQ4+V1WR1UQ54UQ4/1.1	

=V1WR1UQ54UQ3.2+.WR1UQ54UQ3.2/1

=V1WR1UQ54UQ4.2+.WR1UQ54UQ4.2/1

			Date	7/7/2022	Volvo Trucks North America	Valiant TMS	Cable diagram =V1WR1UQ54UQ4.1+V1WR1UQ54UQ4.1-W1	Drawing name:	= V1WR1UQ54UQ4.1		
			Ed.	KMAFFRE					+ V1WR1UQ54UQ4.1		
			Appr		P6700 Bodyside Sub - Robot Cell 2V11			Document type: EMA	Project nr: 22-16149	Page	1
Modification	Date	Name	Original		Replacement of / Replaced by	Scale 1:1					804

Cable diagram

F09_002_VLU

Cable name	-W1		cable type	TPE				
remark			no. of conductors	4		cross-section	18	cable length 4
function text	Page / column	Target designation from	Connection point	conductor	Target designation to	Connection point	Page / column	function text
	&EFS=V1WR1UQ54KF1	=V1WR1UQ54KF1+V1WR1UQ54-KF1	1.11-X7		-BGS/R	1	&EFS=V1WR1UQ54UQ4	+V1WR1UQ54UQ4/1.2
	&EFS=V1WR1UQ54KF1	=V1WR1UQ54KF1+V1WR1UQ54-KF1	2.11-X7		-BGS/R	2	&EFS=V1WR1UQ54UQ4	+V1WR1UQ54UQ4/1.2
	&EFS=V1WR1UQ54KF1	=V1WR1UQ54KF1+V1WR1UQ54-KF1	3.11-X7		-BGS/R	3	&EFS=V1WR1UQ54UQ4	+V1WR1UQ54UQ4/1.2
	&EFS=V1WR1UQ54KF1	=V1WR1UQ54KF1+V1WR1UQ54-KF1	4.11-X7		-BGS/R	4	&EFS=V1WR1UQ54UQ4	+V1WR1UQ54UQ4/1.2

Cable diagram

F09_002_VLU

Cable name	-W1		cable type	TPE				
remark			no. of conductors	4		cross-section	18	cable length 4
function text	Page / column	Target designation from	Connection point	conductor	Target designation to	Connection point	Page / column	function text
	&EFS=V1WR1UQ54KF1	=V1WR1UQ54UQ4.2/1+V1WR1UQ54-KF1	12-X1		-BGS/R	1	&EFS=V1WR1UQ54UQ5	+V1WR1UQ54UQ5/1.0
	&EFS=V1WR1UQ54KF1	=V1WR1UQ54UQ4.2/1+V1WR1UQ54-KF2	12-X1		-BGS/R	2	&EFS=V1WR1UQ54UQ5	+V1WR1UQ54UQ5/1.0
	&EFS=V1WR1UQ54KF1	=V1WR1UQ54UQ4.2/1+V1WR1UQ54-KF3	12-X1		-BGS/R	3	&EFS=V1WR1UQ54UQ5	+V1WR1UQ54UQ5/1.1
	&EFS=V1WR1UQ54KF1	=V1WR1UQ54UQ4.2/1+V1WR1UQ54-KF4	12-X1		-BGS/R	4	&EFS=V1WR1UQ54UQ5	+V1WR1UQ54UQ5/1.1

=V1WR1UQ54UQ4.2+.WR1UQ54UQ4.2/1

=V1WR1UQ54UQ6.1+.WR1UQ54UQ6.1/1

			Date	7/7/2022	Volvo Trucks North America	Valiant TMS	Cable diagram =V1WR1UQ54UQ5.1+V1WR1UQ54UQ5.1-W1	Drawing name:	= V1WR1UQ54UQ5.1		
			Ed.	KMAFFRE					+ V1WR1UQ54UQ5.1		
			Appr		P6700 Bodyside Sub - Robot Cell 2V11			Document type: EMA	Project nr: 22-16149	Page	1
Modification	Date	Name	Original		Replacement of / Replaced by	Scale 1:1					804

Cable diagram

F09_002_VLU

Cable name	-W1		cable type	TPE				
remark			no. of conductors	4		cross-section	18	cable length 4
function text	Page / column	Target designation from	Connection point	conductor	Target designation to	Connection point	Page / column	function text
	&EFS=V1WR1UQ54KF1	=V1WR1UQ54KF1+V1WR1UQ54-KF1	1	12-X2	-BGS/R	1	&EFS=V1WR1UQ54UQ6	+V1WR1UQ54UQ6/1.0
	&EFS=V1WR1UQ54KF1	=V1WR1UQ54KF1+V1WR1UQ54-KF1	2	12-X2	-BGS/R	2	&EFS=V1WR1UQ54UQ6	+V1WR1UQ54UQ6/1.0
	&EFS=V1WR1UQ54KF1	=V1WR1UQ54KF1+V1WR1UQ54-KF1	3	12-X2	-BGS/R	3	&EFS=V1WR1UQ54UQ6	+V1WR1UQ54UQ6/1.1
	&EFS=V1WR1UQ54KF1	=V1WR1UQ54KF1+V1WR1UQ54-KF1	4	12-X2	-BGS/R	4	&EFS=V1WR1UQ54UQ6	+V1WR1UQ54UQ6/1.1

Cable diagram

F09_002_VLU

Cable name	-W1		cable type	TPE				
remark			no. of conductors	4		cross-section	18	cable length 3
function text	Page / column	Target designation from	Connection point	conductor	Target designation to	Connection point	Page / column	function text
	&EFS=V1WR1UQ54KF1	=V1WR1UQ54KF1+V1WR1UQ54-KF1	12-X3		-XGR/S	P1:1	&EFS=V1WR1UQ54UQ7	+V1WR1UQ54UQ7/1.1
	&EFS=V1WR1UQ54KF1	=V1WR1UQ54KF1+V1WR1UQ54-KF1	12-X3		-XGR/S	P1:2	&EFS=V1WR1UQ54UQ7	+V1WR1UQ54UQ7/1.1
	&EFS=V1WR1UQ54KF1	=V1WR1UQ54KF1+V1WR1UQ54-KF1	12-X3		-XGR/S	P1:3	&EFS=V1WR1UQ54UQ7	+V1WR1UQ54UQ7/1.1
	&EFS=V1WR1UQ54KF1	=V1WR1UQ54KF1+V1WR1UQ54-KF1	12-X3		-XGR/S	P1:4	&EFS=V1WR1UQ54UQ7	+V1WR1UQ54UQ7/1.1

Cable diagram

F09_002_VLU

Cable name	-W1.1			cable type	TPE			
remark				no. of conductors	4	cross-section	18	cable length 0.5
function text	Page / column	Target designation from	Connection point	conductor	Target designation to	Connection point	Page / column	function text
	&EFS=V1WR1UQ54UQ7+V1WR1UQ54UQ7/1.1	-XGR/S	1		-XGR/S	J1:1	&EFS=V1WR1UQ54UQ7+V1WR1UQ54UQ7/1.1	
	&EFS=V1WR1UQ54UQ7+V1WR1UQ54UQ7/1.1	-XGR/S	4		-XGR/S	J1:4	&EFS=V1WR1UQ54UQ7+V1WR1UQ54UQ7/1.1	
	&EFS=V1WR1UQ54UQ7+V1WR1UQ54UQ7/1.1	-XGR/S	3		-XGR/S	J1:3	&EFS=V1WR1UQ54UQ7+V1WR1UQ54UQ7/1.1	

Cable diagram

F09_002_VLU

Cable name	-W1.2			cable type	TPE			
remark				no. of conductors	4	cross-section	18	cable length 0.5
function text	Page / column	Target designation from	Connection point	conductor	Target designation to	Connection point	Page / column	function text
	&EFS=V1WR1UQ54UQ7+BGS	=V1WR1UQ54UQ7/1.2	1		-XGR/S	J2:1	&EFS=V1WR1UQ54UQ7+V1WR1UQ54UQ7/1.2	
	&EFS=V1WR1UQ54UQ7+BGS	=V1WR1UQ54UQ7/1.2	4		-XGR/S	J2:4	&EFS=V1WR1UQ54UQ7+V1WR1UQ54UQ7/1.2	
	&EFS=V1WR1UQ54UQ7+BGS	=V1WR1UQ54UQ7/1.2	3		-XGR/S	J2:3	&EFS=V1WR1UQ54UQ7+V1WR1UQ54UQ7/1.2	

Cable diagram

F09_002_VLU

Cable name	-W1		cable type	TPE				
remark			no. of conductors	4		cross-section	18	cable length 3
function text	Page / column	Target designation from	Connection point	conductor	Target designation to	Connection point	Page / column	function text
	&EFS=V1WR1UQ54KF1	=V1WR1UQ54KF1+V1WR1UQ54-KF1	1.12-X4		-XGR/S	P1:1	&EFS=V1WR1UQ54UQ7	+V1WR1UQ54UQ7/1.4
	&EFS=V1WR1UQ54KF1	=V1WR1UQ54KF1+V1WR1UQ54-KF1	2.12-X4		-XGR/S	P1:2	&EFS=V1WR1UQ54UQ7	+V1WR1UQ54UQ7/1.4
	&EFS=V1WR1UQ54KF1	=V1WR1UQ54KF1+V1WR1UQ54-KF1	3.12-X4		-XGR/S	P1:3	&EFS=V1WR1UQ54UQ7	+V1WR1UQ54UQ7/1.4
	&EFS=V1WR1UQ54KF1	=V1WR1UQ54KF1+V1WR1UQ54-KF1	4.12-X4		-XGR/S	P1:4	&EFS=V1WR1UQ54UQ7	+V1WR1UQ54UQ7/1.4

Cable diagram

F09_002_VLU

Cable name	-W1.1			cable type	TPE			
remark				no. of conductors	4	cross-section	18	cable length 0.5
function text	Page / column	Target designation from	Connection point	conductor	Target designation to	Connection point	Page / column	function text
	&EFS=V1WR1UQ54UQ7+BGR	=V1WR1UQ54UQ7/1.4	1		-XGR/S	J1:1	&EFS=V1WR1UQ54UQ7+V1WR1UQ54UQ7/1.4	
	&EFS=V1WR1UQ54UQ7+BGR	=V1WR1UQ54UQ7/1.4	4		-XGR/S	J1:4	&EFS=V1WR1UQ54UQ7+V1WR1UQ54UQ7/1.4	
	&EFS=V1WR1UQ54UQ7+BGR	=V1WR1UQ54UQ7/1.4	3		-XGR/S	J1:3	&EFS=V1WR1UQ54UQ7+V1WR1UQ54UQ7/1.4	

Cable diagram

F09_002_VLU

Cable name	-W1.2			cable type	TPE			
remark				no. of conductors	4	cross-section	18	cable length 0.5
function text	Page / column	Target designation from	Connection point	conductor	Target designation to	Connection point	Page / column	function text
	&EFS=V1WR1UQ54UQ7+BGS	=V1WR1UQ54UQ7/1.5	1		-XGR/S	J2:1	&EFS=V1WR1UQ54UQ7+V1WR1UQ54UQ7/1.5	
	&EFS=V1WR1UQ54UQ7+BGS	=V1WR1UQ54UQ7/1.5	4		-XGR/S	J2:4	&EFS=V1WR1UQ54UQ7+V1WR1UQ54UQ7/1.5	
	&EFS=V1WR1UQ54UQ7+BGS	=V1WR1UQ54UQ7/1.5	3		-XGR/S	J2:3	&EFS=V1WR1UQ54UQ7+V1WR1UQ54UQ7/1.5	

Cable diagram

F09_002_VLU

Cable name	-W1		cable type	TPE				
remark			no. of conductors	4		cross-section	18	cable length 2
function text	Page / column	Target designation from	Connection point	conductor	Target designation to	Connection point	Page / column	function text
	&EFS=V1WR1UQ54KF1	=V1WR1UQ54UQ7.2+V1WR1UQ54-KF1	12-X5		-BGS/R	1	&EFS=V1WR1UQ54UQ7	+V1WR1UQ54UQ7/1.7
	&EFS=V1WR1UQ54KF1	=V1WR1UQ54UQ7.2+V1WR1UQ54-KF2	12-X5		-BGS/R	2	&EFS=V1WR1UQ54UQ7	+V1WR1UQ54UQ7/1.7
	&EFS=V1WR1UQ54KF1	=V1WR1UQ54UQ7.2+V1WR1UQ54-KF3	12-X5		-BGS/R	3	&EFS=V1WR1UQ54UQ7	+V1WR1UQ54UQ7/1.7
	&EFS=V1WR1UQ54KF1	=V1WR1UQ54UQ7.2+V1WR1UQ54-KF4	12-X5		-BGS/R	4	&EFS=V1WR1UQ54UQ7	+V1WR1UQ54UQ7/1.7

=V1WR1UQ54UQ7.2+.WR1UQ54UQ7.2/3

=V1WR1UQ54UQ8.1+.WR1UQ54UQ8.1/1

			Date	7/7/2022	Volvo Trucks North America		Valiant TMS	Cable diagram =V1WR1UQ54UQ7.3+V1WR1UQ54UQ7.3-W1	Drawing name:	= V1WR1UQ54UQ7.3	
			Ed.	KMAFFRE						+ V1WR1UQ54UQ7.3	
			Appr		P6700 Bodyside Sub - Robot Cell 2V11				Document type: EMA	Project nr: 22-16149	Page 1
Modification	Date	Name	Original		Replacement of	Replaced by	Scale 1:1				804

Cable diagram

F09_002_VLU

Cable name	-W1		cable type	TPE				
remark			no. of conductors	4		cross-section	18	cable length 2
function text	Page / column	Target designation from	Connection point	conductor	Target designation to	Connection point	Page / column	function text
	&EFS=V1WR1UQ54KF1	=V1WR1UQ54KF1+V1WR1UQ54-KF1	1.11-X8		-BGS/R	1	&EFS=V1WR1UQ54UQ8	+V1WR1UQ54UQ8/1.0
	&EFS=V1WR1UQ54KF1	=V1WR1UQ54KF1+V1WR1UQ54-KF1	2.11-X8		-BGS/R	2	&EFS=V1WR1UQ54UQ8	+V1WR1UQ54UQ8/1.0
	&EFS=V1WR1UQ54KF1	=V1WR1UQ54KF1+V1WR1UQ54-KF1	3.11-X8		-BGS/R	3	&EFS=V1WR1UQ54UQ8	+V1WR1UQ54UQ8/1.1
	&EFS=V1WR1UQ54KF1	=V1WR1UQ54KF1+V1WR1UQ54-KF1	4.11-X8		-BGS/R	4	&EFS=V1WR1UQ54UQ8	+V1WR1UQ54UQ8/1.1

=V1WR1UQ54UQ7.3+.WR1UQ54UQ7.3/1

=V1WR1WC1+.WR1UC01/1

			Date	8/26/2022	Volvo Trucks North America	Valiant TMS	Cable diagram =V1WR1UQ54UQ8.1+V1WR1UQ54UQ8.1-W1	Drawing name:	= V1WR1UQ54UQ8.1		
			Ed.	MKLEPADLO					+ V1WR1UQ54UQ8.1		
			Appr		P6700 Bodyside Sub - Robot Cell 2V11			Document type: EMA	Project nr: 22-16149	Page	1
Modification	Date	Name	Original		Replacement of / Replaced by	Scale 1:1					804

Cable diagram

F09_002_VLU

Cable name -W1			cable type TC-ER					
remark			no. of conductors 4			cross-section 2		cable length 12
function text	Page / column	Target designation from	Connection point	conductor	Target designation to	Connection point	Page / column	function text
	&EFS=V1WC2+.UC11/11.1	=V1WR1+UC11-FC1	2		-Q1	1	&EFS/1.3	
	&EFS=V1WC2+.UC11/11.1	=V1WR1+UC11-FC1	4		-Q1	3	&EFS/1.3	
	&EFS=V1WC2+.UC11/11.1	=V1WR1+UC11-FC1	6		-Q1	5	&EFS/1.3	
Power Distribution =V1WR1	&EFS=V1WC2+.UC11/11.2		PE		-PE		&EFS/1.4	

Cable overview

F10_001_VLU

Cable name	Source (from)	Target (to)	cable type	all conductors	Conductors used	Cross-section [mm]	Length [m]	remark
=V1SF0SF1-W1	=V1KF1+V1UC11-KF11.14	=V1SF0SF1+V1UC71-SF1	CBL	8	8	24	25	
	=V1WC4+V1UC11-XD13							
	=V1KF1+V1UC11-KF11.31							
	=V1WC4+V1UC11-XD10							
=V1SF0SF2-W1	=V1KF1+V1UC11-KF11.14	=V1SF0SF2+V1UC72-SF1	CBL	8	8	24	50	
	=V1WC4+V1UC11-XD13							
	=V1KF1+V1UC11-KF11.31							
	=V1WC4+V1UC11-XD10							
=KF0KF1-KF1.31-P2	=KF0KF1+UC31-KF1.31-X1	=KF0KF1+UC31-KF31	PROFINET Cable	4	0	22		
=KF0KF1-KF100-P1	=KF0KF1+UC31-KF100.31	=KF0KF1+UC31-KF99.31	PROFINET Cable	4	1	22		
=KF0KF1-KF100.31-P2	=KF0KF1+UC31-KF1.31-X2	=KF0KF1+UC31-KF100.31	PROFINET Cable	4	0	22		
=KF0KF1-KF100.31-P3	=KF0KF1+UC31-KF1.31-X1	=KF0KF1+UC31-KF100.31	PROFINET Cable	4	0	22		
=KF0KF1-KF100.31-P4	=KF0KF1+UC31-KF100.31	=KF0KF1+UC31-PC1	PROFINET Cable	4	0	22		
=KF0KF1-KF100.31-P5	=KF0KF1+UC31-KF100.31	=KF0KF1+UC31-PC1	PROFINET Cable	4	0	22		
=KF0KF1-KF100.31-P6	=KF0KF1+UC31-KF100.31-P6	=KF0KF1+UC31-KF100.31	PROFINET Cable	4	1	22		
=KF0KF1-KF100.31-P7	=KF0KF1+UC31-KF100.31-P7	=KF0KF1+UC31-KF100.31	PROFINET Cable	4	1	22		
=KF0KF1-KF100.31-P8	=KF0KF1+UC31-KF100.31-P8	=KF0KF1+UC31-KF100.31	PROFINET Cable	4	1	22		
=KF0KF1-KF100.31-P9	=KF0KF1+UC31-KF100.31-P9	=KF0KF1+UC31-XG2	PROFINET Cable	4	1	22		
		=KF0KF1+UC31-KF100.31						
=KF0KF1-KF100.31-P10	=KF0KF1+UC31-KF100.31-P10	=KF0KF1+UC31-KF100.31	PROFINET Cable	4	1	22		
=KF0KF1-KF100.31-P11	=KF0KF1+UC31-KF100.31-P11	=KF0KF1+UC31-KF100.31	PROFINET Cable	4	1	22		
=KF0KF1-KF100.31-P12	=KF0KF1+UC31-KF100.31-P12	=KF0KF1+UC31-KF100.31	PROFINET Cable	4	1	22		
=KF0KF1-KF100.31-P13	=KF0KF1+UC31-KF100.31-P13	=KF0KF1+UC31-KF100.31	PROFINET Cable	4	1	22		
=KF0KF1-KF100.31-P14	=KF0KF1+UC31-KF100.31-P14	=KF0KF1+UC31-KF100.31	PROFINET Cable	4	1	22		
=KF0KF1-KF100.31-P15	=KF0KF1+UC31-KF100.31-P15	=KF0KF1+UC31-KF100.31	PROFINET Cable	4	1	22		
=KF0KF1-KF100.31-P16	=KF0KF1+UC31-KF100.31-P16	=KF0KF1+UC31-KF100.31	PROFINET Cable	4	1	22		
=KF0KF1-WF1	=KF0KF1+UC31-KF99.31	=KF0KF1+UC31-xx	PROFINET Cable	4	0	22		
=V1AR21KF1-KF100.11-P5	=V1AR21KF1+V1AR21UC01-XPN-X2	=V1KF1+V1UC11-KF100.11-P5	PROFINET Cable	4	0	22	20	
=V1AR22KF1-KF100.11-P6	=V1AR22KF1+V1AR22UC01-XPN-X2	=V1KF1+V1UC11-KF100.11-P6	PROFINET Cable	4	0	22	20	
=V1AR23KF1-KF100.11-P7	=V1AR23KF1+V1AR23UC01-XPN-X2	=V1KF1+V1UC11-KF100.11-P7	PROFINET Cable	4	0	22	25	
=V1AR24KF1-KF100.11-P8	=V1AR24KF1+V1AR24UC01-XPN-X2	=V1KF1+V1UC11-KF100.11-P8	PROFINET Cable	4	0	22	25	
=V1KF1-KF100.11-P1	=V1KF1+V1UC11-KF100.11-P1	=V1KF1+V1UC11-KF100.11	PROFINET Cable	4	1	22		
=V1KF1-KF100.11-P4	=V1KF1+V1UC11-KF100.11-P4	=V1KF1+V1UC11-KF100.11	PROFINET Cable	4	1	22		
=V1KF1-KF100.11-P5	=V1KF1+V1UC11-KF100.11-P5	=V1KF1+V1UC11-KF100.11	PROFINET Cable	4	1	22		
=V1KF1-KF100.11-P6	=V1KF1+V1UC11-KF100.11-P6	=V1KF1+V1UC11-KF100.11	PROFINET Cable	4	1	22		
=V1KF1-KF100.11-P7	=V1KF1+V1UC11-KF100.11-P7	=V1KF1+V1UC11-KF100.11	PROFINET Cable	4	1	22		
=V1KF1-KF100.11-P8	=V1KF1+V1UC11-KF100.11-P8	=V1KF1+V1UC11-KF100.11	PROFINET Cable	4	1	22		
=V1KF1-KF100.11-P9	=V1KF1+V1UC11-KF100.11-P9	=V1KF1+V1UC11-KF100.11	PROFINET Cable	4	1	22		
=V1KF1-KF100.11-P10	=V1KF1+V1UC11-KF100.11-P10	=V1KF1+V1UC11-KF100.11	PROFINET Cable	4	1	22		
=V1KF1-KF100.11-P11	=V1KF1+V1UC11-KF100.11-P11	=V1FQ1+V1FQ1BG1-BG1-X3	PROFINET Cable	4	1	22	20	
		=V1KF1+V1UC11-KF100.11						
=V1KF1-KF100.11-P12	=V1KF1+V1UC11-KF100.11-P12	=V1KF1+V1UC11-KF100.11	PROFINET Cable	4	1	22		
=V1KF1-KF100.11-P13	=V1KF1+V1UC11-KF100.11-P13	=V1KF1+V1UC11-KF100.11	PROFINET Cable	4	1	22		
=V1KF1-KF100.11-P14	=V1KF1+V1UC11-KF100.11-P14	=V1KF1+V1UC11-KF100.11	PROFINET Cable	4	1	22		

Cable overview

F10_001_VLU

Cable name	Source (from)	Target (to)	cable type	all conductors	Conductors used	Cross-section [mm]	Length [m]	remark
=V1KF1-KF100.11-P15	=V1KF1+V1UC11-KF100.11-P15	=V1KF1+V1UC11-KF100.11	PROFINET Cable	4	1	22		
=V1KF1-KF100.11-P16	=V1KF1+V1UC11-KF100.11-P16	=V1KF1+V1UC11-KF100.11	PROFINET Cable	4	1	22		
=V1KF1-KF100.11-P3	=V1KF1+V1UC11-KF100.11	=V1KF1+V1UC11-KF11	PROFINET Cable	4	0	22		
=V1KF1-KF100.31-P6	=KF0KF1+UC31-KF100.31-P6	=V1KF1+V1UC11-KF100.11-P1	PROFINET Cable	4	0	22		
=V1KF1-KF100.31-P7	=KF0KF1+UC31-KF100.31-P7	=V1KF1+V1WR1-XD1	PROFINET Cable	4	0	22	15	
	=V1KF1+V1UC46-KF100.46-P1							
=V1KF1-KF100.46-P1	=V1KF1+V1UC46-KF100.46-P1	=V1KF1+V1UC46-KF100.46	PROFINET Cable	4	1	22		
=V1KF1-KF100.46-P2	=V1KF1+V1UC46-KF100.46	=V1KF1+V1UC46-KF46	PROFINET Cable	4	0	22	1	
=V1KF1-KF100.46-P3	=V1KF1+V1UC46-KF100.46-P3	=V1KF1+V1UC46-KF100.46	PROFINET Cable	4	1	22		
=V1KF1-KF100.46-P4	=V1KF1+V1UC46-KF100.46-P4	=V1KF1+V1UC46-KF100.46	PROFINET Cable	4	1	22		
=V1KF1-KF100.46-P5	=V1KF1+V1UC46-KF100.46-P5	=V1KF1+V1UC46-KF100.46	PROFINET Cable	4	1	22		
=V1KF1-KF100.46-P6	=V1KF1+V1UC46-KF100.46-P6	=V1KF1+V1UC46-KF100.46	PROFINET Cable	4	1	22		
=V1SF0PG1-KF100.11-P9	=V1KF1+V1UC11-KF100.11-P9	=V1SF0PG1+V1UC51-PNET1	PROFINET Cable	4	0	22	18	
=V1SF0PG1-PNET1	=V1SF0PG1+V1UC51-PNET1	=V1SF0PG1+V1UC51-PG1	PROFINET Cable	4	0	22		
=V1SF0PG2-KF100.11-P13	=V1KF1+V1UC11-KF100.11-P13	=V1SF0PG2+V1UC52-PNET1	PROFINET Cable	4	0	22	42	
=V1SF0PG2-PNET1	=V1SF0PG2+V1UC52-PNET1	=V1SF0PG2+V1UC52-PG1	PROFINET Cable	4	0	22		
=V1U10U01KF1-KF100.11-P10	=V1KF1+V1UC11-KF100.11-P10	=V1U10U01KF1+V1U10U01-KF1.11	PROFINET Cable	4	0	22	25	
=V1WC1-KF100.11-P2	=V1KF1+V1UC11-KF100.11	=V1WC1+V1UC11-KF1.2	PROFINET Cable	4	1	22		
=V1WR1KF1-KF100.11-P12	=V1KF1+V1UC11-KF100.11-P12	=V1WR1KF1+V1WR1-KF1.11	PROFINET Cable	4	0	22	25	
=V1WR1KF2-KF1-P2	=V1WR1KF1+V1WR1-KF1.11	=V1WR1KF2+V1WR1-KF2.11	PROFINET Cable	4	0	22	5	
=V1WR1UQ51KF1-KF100.46-P3	=V1KF1+V1UC46-KF100.46-P3	=V1WR1UQ51KF1+V1WR1UQ51-KF1-TP1	PROFINET Cable	4	0	22	10	
=V1WR1UQ51KF2-KF1-TP1	=V1WR1UQ51KF1+V1WR1UQ51-KF1-TP2	=V1WR1UQ51KF2+V1WR1UQ51-KF2-TP1	PROFINET Cable	4	1	22	1.5	
=V1WR1UQ52KF1-KF100.46-P4	=V1KF1+V1UC46-KF100.46-P4	=V1WR1UQ52KF1+V1WR1UQ52-KF1-TP1	PROFINET Cable	4	0	22	10	
=V1WR1UQ53KF1-KF100.46-P5	=V1KF1+V1UC46-KF100.46-P5	=V1WR1UQ53KF1+V1WR1UQ53-KF1-TP1	PROFINET Cable	4	0	22	10	
=V1WR1UQ53KF2-KF1-TP1	=V1WR1UQ53KF1+V1WR1UQ53-KF1-TP2	=V1WR1UQ53KF2+V1WR1UQ53-KF2-TP1	PROFINET Cable	4	1	22	1.5	
=V1WR1UQ54KF1-KF100.46-P6	=V1KF1+V1UC46-KF100.46-P6	=V1WR1UQ54KF1+V1WR1UQ54-KF1-TP1	PROFINET Cable	4	0	22	10	
=V1WR1WC1-KF100.11-P14	=V1KF1+V1UC11-KF100.11-P14	=V1WR1WC1+V1WR1UC01-X150	PROFINET Cable	4	0	22	12	
=V1WC1-GND1	=WC1+V1UC161-WC1	=V1WC1+V1UC161-GND	RK	1	0	2		
=V1WC1-GND1	=WC1+V1UC162-WC1	=V1WC1+V1UC162-GND	RK	1	0	2		
=V1WC1-GND1	=V1WC1+V1UC11-PE	=V1WC1+V1UC11-GND	RK	1	0	6		
=V1AR21XQ11WC1-W1	=V1AR21XQ11WC1+V1AR21XQ11UC01-XG1	=V1WC2+V1UC161-XG1	TC-ER	4	4	1	7.62	Max.
		=V1WC2+V1UC161-XG2						
=V1AR22XQ11WC1-W1	=V1AR22XQ11WC1+V1AR22XQ11UC01-XG1	=V1WC2+V1UC161-XG1	TC-ER	4	4	1	7.62	Max.
		=V1WC2+V1UC161-XG2						
=V1AR23XQ11WC1-W1	=V1AR23XQ11WC1+V1AR23XQ11UC01-XG1	=V1WC2+V1UC162-XG1	TC-ER	4	4	1	7.62	Max.
		=V1WC2+V1UC162-XG2						
=V1AR24XQ11WC1-W1	=V1AR24XQ11WC1+V1AR24XQ11UC01-XG1	=V1WC2+V1UC162-XG1	TC-ER	4	4	1	7.62	Max.
		=V1WC2+V1UC162-XG2						
=V1WR1WC1-W1		=V1WR1WC1+V1WR1UC01-PE	TC-ER	4	4	2	12	
	=V1WR1+V1UC11-FC1	=V1WR1WC1+V1WR1UC01-Q1						
=KF0WC3-W1	=KF0WC3+UC31-XD1	=V1WC3+V1UC11-XD1	TC-ER	3	3	10	13	
		=V1WC3+V1UC11-PE						
=V1AR21WC1-W1		=V1AR21WC1+V1AR21UC01-PE	TC-ER	4	4	10	20	Power Robot
	=V1AR21+V1UC11-FC1	=V1AR21WC1+V1AR21UC01-Q1						
=V1AR22WC1-W1		=V1AR22WC1+V1AR22UC01-PE	TC-ER	4	4	10	20	Power Robot
	=V1AR22+V1UC11-FC1	=V1AR22WC1+V1AR22UC01-Q1						

Cable overview

F10_001_VLU

Cable name	Source (from)	Target (to)	cable type	all conductors	Conductors used	Cross-section [mm]	Length [m]	remark
=V1AR23WC1-W1		=V1AR23WC1+V1AR23UC01-PE	TC-ER	4	4	10	25	Power Robot
	=V1AR23+V1UC11-FC1	=V1AR23WC1+V1AR23UC01-Q1						
=V1AR24WC1-W1		=V1AR24WC1+V1AR24UC01-PE	TC-ER	4	4	10	25	Power Robot
	=V1AR24+V1UC11-FC1	=V1AR24WC1+V1AR24UC01-Q1						
=KH0-W1	=V1KF1+V1UC11-KF11.14	=KH0+KH0-BP1	TPE	4	4	18	15	Air supply
	=V1WC4+V1UC11-XD10							
	=V1WC4+V1UC11-XD13							
=KH0-W2	=V1KF1+V1UC11-KF11.14	=KH0+KH0-BP2	TPE	4	4	18	5	Air supply
	=V1WC4+V1UC11-XD10							
	=V1WC4+V1UC11-XD13							
=KH3-W1	=V1KF1+V1UC11-KF11.14	=KH3+KH3-BF1	TPE	4	4	18	15	Air supply
	=V1WC4+V1UC11-XD10							
	=V1WC4+V1UC11-XD13							
=KH3-W2	=V1KF1+V1UC11-KF11.14	=KH3+KH3-BF2	TPE	4	4	18	15	Air supply
	=V1WC4+V1UC11-XD10							
	=V1WC4+V1UC11-XD13							
=V1FQ1-W11R	=V1FQ1+V1FQ1-BR11-R	=V1FQ1+V1FQ1-BR11-T	TPE	4	4	18	45	
		=V1KF1+V1UC11-KF11.31						
=V1FQ1-W11T			TPE	4	0	18	25	
=V1FQ1-W13R	=V1FQ1+V1FQ1-BR13-R	=V1FQ1+V1FQ1-BR13-T	TPE	4	4	18	45	
		=V1KF1+V1UC11-KF11.31						
=V1FQ1-W13T			TPE	4	0	18	25	
=V1FQ1+.WR1-W1			TPE	5	0	18	6	
=V1FQ1+.WR1-W2			TPE	5	0	18	6	
=V1FQ1+.WR1-W3			TPE	5	0	18	8	
=V1FQ1+.WR1-W4			TPE	5	0	18	8	
=V1U10U01PF0-W1.1	=V1U10U01KF1+V1U10U01-KF1.11	=V1U10U01PF0+V1U10U01-PF1-Branch1	TPE	4	4	18	5	
=V1U10U01PF0-W1.2	=V1U10U01KF1+V1U10U01-KF1.11	=V1U10U01PF0+V1U10U01-PF1-Branch2	TPE	4	4	18	5	
=V1WR1BG0-W1	=V1WR1BG0+V1WR1-BG01	=V1WR1KF1+V1WR1-KF1.11	TPE	4	3	18	2	
=V1WR1BG0-W2	=V1WR1BG0+V1WR1-BG02	=V1WR1KF1+V1WR1-KF1.11	TPE	4	3	18	2	
=V1WR1BG0-W3	=V1WR1BG0+V1WR1-BG03	=V1WR1KF1+V1WR1-KF1.11	TPE	4	3	18	2	
=V1WR1BG0-W4	=V1WR1BG0+V1WR1-BG04	=V1WR1KF1+V1WR1-KF1.11	TPE	4	3	18	2	
=V1WR1BG0-W5	=V1WR1BG0+V1WR1-BG05	=V1WR1KF1+V1WR1-KF1.11	TPE	4	3	18	2	
=V1WR1UQ51BG0-W1	=V1WR1UQ51BG0+V1WR1UQ51-XG1/2	=V1WR1UQ51KF2+V1WR1UQ51-KF2.13-X1	TPE	4	4	18	3	
=V1WR1UQ51BG0-W1.1	=V1WR1UQ51BG0+V1WR1UQ51-BG01	=V1WR1UQ51BG0+V1WR1UQ51-XG1/2	TPE	4	3	18	1	
=V1WR1UQ51BG0-W1.2	=V1WR1UQ51BG0+V1WR1UQ51-BG02	=V1WR1UQ51BG0+V1WR1UQ51-XG1/2	TPE	4	3	18	1	
=V1WR1UQ51BG0-W2	=V1WR1UQ51BG0+V1WR1UQ51-XG3/4	=V1WR1UQ51KF2+V1WR1UQ51-KF2.13-X2	TPE	4	4	18	1	
=V1WR1UQ51BG0-W2.1	=V1WR1UQ51BG0+V1WR1UQ51-BG03	=V1WR1UQ51BG0+V1WR1UQ51-XG3/4	TPE	4	3	18	2	
=V1WR1UQ51BG0-W2.2	=V1WR1UQ51BG0+V1WR1UQ51-BG04	=V1WR1UQ51BG0+V1WR1UQ51-XG3/4	TPE	4	3	18	2	
=V1WR1UQ51BG0-W3	=V1WR1UQ51BG0+V1WR1UQ51-BG05	=V1WR1UQ51KF2+V1WR1UQ51-KF2.13-X3	TPE	4	3	18	3	
=V1WR1UQ51BG0-W4	=V1WR1UQ51BG0+V1WR1UQ51-XG6/7	=V1WR1UQ51KF1+V1WR1UQ51-KF1.13-X1	TPE	4	4	18	3	
=V1WR1UQ51BG0-W4.1	=V1WR1UQ51BG0+V1WR1UQ51-BG06	=V1WR1UQ51BG0+V1WR1UQ51-XG6/7	TPE	4	3	18	1	

Cable overview

F10_001_VLU

Cable name	Source (from)	Target (to)	cable type	all conductors	Conductors used	Cross-section [mm]	Length [m]	remark
=V1WR1UQ51BG0-W4.2	=V1WR1UQ51BG0+V1WR1UQ51-BG07	=V1WR1UQ51BG0+V1WR1UQ51-XG6/7	TPE	4	3	18	1	
=V1WR1UQ51BG0-W5	=V1WR1UQ51BG0+V1WR1UQ51-XG8/9	=V1WR1UQ51KF1+V1WR1UQ51-KF1.13-X2	TPE	4	4	18	2	
=V1WR1UQ51BG0-W5.1	=V1WR1UQ51BG0+V1WR1UQ51-BG08	=V1WR1UQ51BG0+V1WR1UQ51-XG8/9	TPE	4	3	18	1	
=V1WR1UQ51BG0-W5.2	=V1WR1UQ51BG0+V1WR1UQ51-BG09	=V1WR1UQ51BG0+V1WR1UQ51-XG8/9	TPE	4	3	18	1	
=V1WR1UQ51BG0-W6	=V1WR1UQ51BG0+V1WR1UQ51-XG10/11	=V1WR1UQ51KF1+V1WR1UQ51-KF1.13-X3	TPE	4	4	18	1	
=V1WR1UQ51BG0-W6.1	=V1WR1UQ51BG0+V1WR1UQ51-BG10	=V1WR1UQ51BG0+V1WR1UQ51-XG10/11	TPE	4	3	18	2	
=V1WR1UQ51BG0-W6.2	=V1WR1UQ51BG0+V1WR1UQ51-BG11	=V1WR1UQ51BG0+V1WR1UQ51-XG10/11	TPE	4	3	18	1	
=V1WR1UQ51BG0-W7	=V1WR1UQ51BG0+V1WR1UQ51-XG12/13	=V1WR1UQ51KF2+V1WR1UQ51-KF2.13-X4	TPE	4	4	18	2	
=V1WR1UQ51BG0-W7.1	=V1WR1UQ51BG0+V1WR1UQ51-BG12	=V1WR1UQ51BG0+V1WR1UQ51-XG12/13	TPE	4	3	18	1	
=V1WR1UQ51BG0-W7.2	=V1WR1UQ51BG0+V1WR1UQ51-BG13	=V1WR1UQ51BG0+V1WR1UQ51-XG12/13	TPE	4	3	18	1	
=V1WR1UQ51UQ1.1-W1	=V1WR1UQ51KF1+V1WR1UQ51-KF1.11-X1	=V1WR1UQ51UQ1.1+V1WR1UQ51UQ1.1-XGR/S	TPE	4	4	18	4	
=V1WR1UQ51UQ1.1-W1.1	=V1WR1UQ51UQ1.1+V1WR1UQ51UQ1.1-BGR	=V1WR1UQ51UQ1.1+V1WR1UQ51UQ1.1-XGR/S	TPE	4	3	18	0.5	
=V1WR1UQ51UQ1.1-W1.2	=V1WR1UQ51UQ1.1+V1WR1UQ51UQ1.1-BGS	=V1WR1UQ51UQ1.1+V1WR1UQ51UQ1.1-XGR/S	TPE	4	3	18	0.5	
=V1WR1UQ51UQ1.2-W1	=V1WR1UQ51KF1+V1WR1UQ51-KF1.11-X2	=V1WR1UQ51UQ1.2+V1WR1UQ51UQ1.2-XGR/S	TPE	4	4	18	3	
=V1WR1UQ51UQ1.2-W1.1	=V1WR1UQ51UQ1.2+V1WR1UQ51UQ1.2-BGR	=V1WR1UQ51UQ1.2+V1WR1UQ51UQ1.2-XGR/S	TPE	4	3	18	0.5	
=V1WR1UQ51UQ1.2-W1.2	=V1WR1UQ51UQ1.2+V1WR1UQ51UQ1.2-BGS	=V1WR1UQ51UQ1.2+V1WR1UQ51UQ1.2-XGR/S	TPE	4	3	18	0.5	
=V1WR1UQ51UQ1.3-W1	=V1WR1UQ51KF1+V1WR1UQ51-KF1.11-X3	=V1WR1UQ51UQ1.3+V1WR1UQ51UQ1.3-BGS/R	TPE	4	4	18	4	
=V1WR1UQ51UQ2.1-W1	=V1WR1UQ51KF1+V1WR1UQ51-KF1.11-X4	=V1WR1UQ51UQ2.1+V1WR1UQ51UQ2.1-BGS/R	TPE	4	4	18	3	
=V1WR1UQ51UQ2.2-W1	=V1WR1UQ51KF1+V1WR1UQ51-KF1.11-X5	=V1WR1UQ51UQ2.2+V1WR1UQ51UQ2.2-BGS/R	TPE	4	4	18	4	
=V1WR1UQ51UQ3.1-W1	=V1WR1UQ51KF1+V1WR1UQ51-KF1.11-X6	=V1WR1UQ51UQ3.1+V1WR1UQ51UQ3.1-BGS/R	TPE	4	4	18	4	
=V1WR1UQ51UQ3.2-W1	=V1WR1UQ51KF1+V1WR1UQ51-KF1.11-X7	=V1WR1UQ51UQ3.2+V1WR1UQ51UQ3.2-BGS/R	TPE	4	4	18	3	
=V1WR1UQ51UQ4.1-W1	=V1WR1UQ51KF1+V1WR1UQ51-KF1.11-X8	=V1WR1UQ51UQ4.1+V1WR1UQ51UQ4.1-BGS/R	TPE	4	4	18	3	
=V1WR1UQ51UQ5.1-W1	=V1WR1UQ51KF1+V1WR1UQ51-KF1.12-X1	=V1WR1UQ51UQ5.1+V1WR1UQ51UQ5.1-BGS/R	TPE	4	4	18	2	
=V1WR1UQ51UQ5.2-W1	=V1WR1UQ51KF1+V1WR1UQ51-KF1.12-X2	=V1WR1UQ51UQ5.2+V1WR1UQ51UQ5.2-BGS/R	TPE	4	4	18	4	
=V1WR1UQ51UQ6.1-W1	=V1WR1UQ51KF1+V1WR1UQ51-KF1.12-X3	=V1WR1UQ51UQ6.1+V1WR1UQ51UQ6.1-XGR/S	TPE	4	4	18	2	
=V1WR1UQ51UQ6.1-W1.1	=V1WR1UQ51UQ6.1+V1WR1UQ51UQ6.1-BGR	=V1WR1UQ51UQ6.1+V1WR1UQ51UQ6.1-XGR/S	TPE	4	3	18	0.5	
=V1WR1UQ51UQ6.1-W1.2	=V1WR1UQ51UQ6.1+V1WR1UQ51UQ6.1-BGS	=V1WR1UQ51UQ6.1+V1WR1UQ51UQ6.1-XGR/S	TPE	4	3	18	0.5	
=V1WR1UQ51UQ7.1-W1	=V1WR1UQ51KF1+V1WR1UQ51-KF1.12-X4	=V1WR1UQ51UQ7.1+V1WR1UQ51UQ7.1-BGS/R	TPE	4	4	18	3	
=V1WR1UQ51UQ8.1-W1	=V1WR1UQ51KF1+V1WR1UQ51-KF1.12-X5	=V1WR1UQ51UQ8.1+V1WR1UQ51UQ8.1-BGS/R	TPE	4	4	18	3	
=V1WR1UQ51UQ9.1-W1	=V1WR1UQ51KF1+V1WR1UQ51-KF1.12-X6	=V1WR1UQ51UQ9.1+V1WR1UQ51UQ9.1-XGR/S	TPE	4	4	18	2	
=V1WR1UQ51UQ9.1-W1.1	=V1WR1UQ51UQ9.1+V1WR1UQ51UQ9.1-BGR	=V1WR1UQ51UQ9.1+V1WR1UQ51UQ9.1-XGR/S	TPE	4	3	18	0.5	
=V1WR1UQ51UQ9.1-W1.2	=V1WR1UQ51UQ9.1+V1WR1UQ51UQ9.1-BGS	=V1WR1UQ51UQ9.1+V1WR1UQ51UQ9.1-XGR/S	TPE	4	3	18	0.5	
=V1WR1UQ51UQ10.1-W1	=V1WR1UQ51KF1+V1WR1UQ51-KF1.12-X7	=V1WR1UQ51UQ10.1+V1WR1UQ51UQ10.1-XGR/S	TPE	4	4	18	2	
=V1WR1UQ51UQ10.1-W1.1	=V1WR1UQ51UQ10.1+V1WR1UQ51UQ10.1-BGR	=V1WR1UQ51UQ10.1+V1WR1UQ51UQ10.1-XGR/S	TPE	4	3	18	0.5	
=V1WR1UQ51UQ10.1-W1.2	=V1WR1UQ51UQ10.1+V1WR1UQ51UQ10.1-BGS	=V1WR1UQ51UQ10.1+V1WR1UQ51UQ10.1-XGR/S	TPE	4	3	18	0.5	
=V1WR1UQ51UQ11.1-W1	=V1WR1UQ51KF2+V1WR1UQ51-KF2.11-X1	=V1WR1UQ51UQ11.1+V1WR1UQ51UQ11.1-BGS/R	TPE	4	4	18	3	
=V1WR1UQ51UQ11.2-W1	=V1WR1UQ51KF2+V1WR1UQ51-KF2.11-X2	=V1WR1UQ51UQ11.2+V1WR1UQ51UQ11.2-BGS/R	TPE	4	4	18	4	
=V1WR1UQ51UQ11.3-W1	=V1WR1UQ51KF2+V1WR1UQ51-KF2.11-X3	=V1WR1UQ51UQ11.3+V1WR1UQ51UQ11.3-BGS/R	TPE	4	4	18	3	
=V1WR1UQ51UQ11.4-W1	=V1WR1UQ51KF2+V1WR1UQ51-KF2.11-X4	=V1WR1UQ51UQ11.4+V1WR1UQ51UQ11.4-BGS/R	TPE	4	4	18	3	
=V1WR1UQ51UQ12.1-W1	=V1WR1UQ51KF2+V1WR1UQ51-KF2.11-X5	=V1WR1UQ51UQ12.1+V1WR1UQ51UQ12.1-BGS/R	TPE	4	4	18	2	
=V1WR1UQ51UQ13.1-W1	=V1WR1UQ51KF2+V1WR1UQ51-KF2.11-X6	=V1WR1UQ51UQ13.1+V1WR1UQ51UQ13.1-BGS/R	TPE	4	4	18	3	
=V1WR1UQ51UQ13.2-W1	=V1WR1UQ51KF2+V1WR1UQ51-KF2.11-X7	=V1WR1UQ51UQ13.2+V1WR1UQ51UQ13.2-BGS/R	TPE	4	4	18	2	
=V1WR1UQ51UQ14.1-W1	=V1WR1UQ51KF2+V1WR1UQ51-KF2.11-X8	=V1WR1UQ51UQ14.1+V1WR1UQ51UQ14.1-BGS/R	TPE	4	4	18	1	
=V1WR1UQ51UQ15.1-W1	=V1WR1UQ51KF2+V1WR1UQ51-KF2.12-X1	=V1WR1UQ51UQ15.1+V1WR1UQ51UQ15.1-XGR/S	TPE	4	4	18	3	
=V1WR1UQ51UQ15.1-W1.1	=V1WR1UQ51UQ15.1+V1WR1UQ51UQ15.1-BGR	=V1WR1UQ51UQ15.1+V1WR1UQ51UQ15.1-XGR/S	TPE	4	3	18	0.5	
=V1WR1UQ51UQ15.1-W1.2	=V1WR1UQ51UQ15.1+V1WR1UQ51UQ15.1-BGS	=V1WR1UQ51UQ15.1+V1WR1UQ51UQ15.1-XGR/S	TPE	4	3	18	0.5	

Cable overview

F10_001_VLU

Cable name	Source (from)	Target (to)	cable type	all conductors	Conductors used	Cross-section [mm]	Length [m]	remark
=V1WR1UQ51UQ16.1-W1	=V1WR1UQ51KF2+V1WR1UQ51-KF2.12-X2	=V1WR1UQ51UQ16.1+V1WR1UQ51UQ16.1-BGS/R	TPE	4	4	18	2	
=V1WR1UQ51UQ17.1-W1	=V1WR1UQ51KF2+V1WR1UQ51-KF2.12-X3	=V1WR1UQ51UQ17.1+V1WR1UQ51UQ17.1-XGR/S	TPE	4	4	18	2	
=V1WR1UQ51UQ17.1-W1.1	=V1WR1UQ51UQ17.1+V1WR1UQ51UQ17.1-BGR	=V1WR1UQ51UQ17.1+V1WR1UQ51UQ17.1-XGR/S	TPE	4	3	18	0.5	
=V1WR1UQ51UQ17.1-W1.2	=V1WR1UQ51UQ17.1+V1WR1UQ51UQ17.1-BGS	=V1WR1UQ51UQ17.1+V1WR1UQ51UQ17.1-XGR/S	TPE	4	3	18	0.5	
=V1WR1UQ51UQ18.1-W1	=V1WR1UQ51KF2+V1WR1UQ51-KF2.12-X4	=V1WR1UQ51UQ18.1+V1WR1UQ51UQ18.1-BGS/R	TPE	4	4	18	3	
=V1WR1UQ51UQ19.1-W1	=V1WR1UQ51KF2+V1WR1UQ51-KF2.12-X5	=V1WR1UQ51UQ19.1+V1WR1UQ51UQ19.1-BGS/R	TPE	4	4	18	3	
=V1WR1UQ51UQ20.1-W1	=V1WR1UQ51KF2+V1WR1UQ51-KF2.12-X6	=V1WR1UQ51UQ20.1+V1WR1UQ51UQ20.1-BGS/R	TPE	4	4	18	3	
=V1WR1UQ52BG0-W1	=V1WR1UQ52BG0+V1WR1UQ52-XG1/2	=V1WR1UQ52KF1+V1WR1UQ52-KF1.13-X3	TPE	4	4	18	2	
=V1WR1UQ52BG0-W1.1	=V1WR1UQ52BG0+V1WR1UQ52-BG01	=V1WR1UQ52BG0+V1WR1UQ52-XG1/2	TPE	4	3	18	0.5	
=V1WR1UQ52BG0-W1.2	=V1WR1UQ52BG0+V1WR1UQ52-BG02	=V1WR1UQ52BG0+V1WR1UQ52-XG1/2	TPE	4	3	18	0.5	
=V1WR1UQ52BG0-W2	=V1WR1UQ52BG0+V1WR1UQ52-XG3/4	=V1WR1UQ52KF1+V1WR1UQ52-KF1.13-X4	TPE	4	4	18	2	
=V1WR1UQ52BG0-W2.1	=V1WR1UQ52BG0+V1WR1UQ52-BG03	=V1WR1UQ52BG0+V1WR1UQ52-XG3/4	TPE	4	3	18	0.5	
=V1WR1UQ52BG0-W2.2	=V1WR1UQ52BG0+V1WR1UQ52-BG04	=V1WR1UQ52BG0+V1WR1UQ52-XG3/4	TPE	4	3	18	0.5	
=V1WR1UQ52BG0-W3	=V1WR1UQ52BG0+V1WR1UQ52-XG5/6	=V1WR1UQ52KF1+V1WR1UQ52-KF1.13-X5	TPE	4	4	18	1	
=V1WR1UQ52BG0-W3.1	=V1WR1UQ52BG0+V1WR1UQ52-BG05	=V1WR1UQ52BG0+V1WR1UQ52-XG5/6	TPE	4	3	18	1	
=V1WR1UQ52BG0-W3.2	=V1WR1UQ52BG0+V1WR1UQ52-BG06	=V1WR1UQ52BG0+V1WR1UQ52-XG5/6	TPE	4	3	18	2	
=V1WR1UQ52BG0-W4	=V1WR1UQ52BG0+V1WR1UQ52-XG7/8	=V1WR1UQ52KF1+V1WR1UQ52-KF1.13-X6	TPE	4	4	18	1	
=V1WR1UQ52BG0-W4.1	=V1WR1UQ52BG0+V1WR1UQ52-BG07	=V1WR1UQ52BG0+V1WR1UQ52-XG7/8	TPE	4	3	18	1	
=V1WR1UQ52BG0-W4.2	=V1WR1UQ52BG0+V1WR1UQ52-BG08	=V1WR1UQ52BG0+V1WR1UQ52-XG7/8	TPE	4	3	18	2	
=V1WR1UQ52BG0-W5	=V1WR1UQ52BG0+V1WR1UQ52-XG9/10	=V1WR1UQ52KF1+V1WR1UQ52-KF1.13-X7	TPE	4	4	18	1	
=V1WR1UQ52BG0-W5.1	=V1WR1UQ52BG0+V1WR1UQ52-BG09	=V1WR1UQ52BG0+V1WR1UQ52-XG9/10	TPE	4	3	18	2	
=V1WR1UQ52BG0-W5.2	=V1WR1UQ52BG0+V1WR1UQ52-BG10	=V1WR1UQ52BG0+V1WR1UQ52-XG9/10	TPE	4	3	18	2	
=V1WR1UQ52BG0-W6	=V1WR1UQ52BG0+V1WR1UQ52-XG11/13	=V1WR1UQ52KF1+V1WR1UQ52-KF1.13-X8	TPE	4	4	18	1	
=V1WR1UQ52BG0-W6.1	=V1WR1UQ52BG0+V1WR1UQ52-BG11	=V1WR1UQ52BG0+V1WR1UQ52-XG11/13	TPE	4	3	18	1	
=V1WR1UQ52BG0-W6.2	=V1WR1UQ52BG0+V1WR1UQ52-BG13	=V1WR1UQ52BG0+V1WR1UQ52-XG11/13	TPE	4	3	18	1	
=V1WR1UQ52BG0-W7	=V1WR1UQ52BG0+V1WR1UQ52-XG12/14	=V1WR1UQ52KF1+V1WR1UQ52-KF1.14-X5	TPE	4	4	18	2	
=V1WR1UQ52BG0-W7.1	=V1WR1UQ52BG0+V1WR1UQ52-BG12	=V1WR1UQ52BG0+V1WR1UQ52-XG12/14	TPE	4	3	18	1	
=V1WR1UQ52BG0-W7.2	=V1WR1UQ52BG0+V1WR1UQ52-BG14	=V1WR1UQ52BG0+V1WR1UQ52-XG12/14	TPE	4	3	18	1	
=V1WR1UQ52UQ1.1-W1	=V1WR1UQ52KF1+V1WR1UQ52-KF1.11-X1	=V1WR1UQ52UQ1.1+V1WR1UQ52UQ1.1-XGR/S	TPE	4	4	18	2	
=V1WR1UQ52UQ1.1-W1.1	=V1WR1UQ52UQ1.1+V1WR1UQ52UQ1.1-BGR	=V1WR1UQ52UQ1.1+V1WR1UQ52UQ1.1-XGR/S	TPE	4	3	18	1	
=V1WR1UQ52UQ1.1-W1.2	=V1WR1UQ52UQ1.1+V1WR1UQ52UQ1.1-BGS	=V1WR1UQ52UQ1.1+V1WR1UQ52UQ1.1-XGR/S	TPE	4	3	18	1	
=V1WR1UQ52UQ1.2-W1	=V1WR1UQ52KF1+V1WR1UQ52-KF1.11-X2	=V1WR1UQ52UQ1.2+V1WR1UQ52UQ1.2-XGR/S	TPE	4	4	18	2	
=V1WR1UQ52UQ1.2-W1.1	=V1WR1UQ52UQ1.2+V1WR1UQ52UQ1.2-BGR	=V1WR1UQ52UQ1.2+V1WR1UQ52UQ1.2-XGR/S	TPE	4	3	18	1	
=V1WR1UQ52UQ1.2-W1.2	=V1WR1UQ52UQ1.2+V1WR1UQ52UQ1.2-BGS	=V1WR1UQ52UQ1.2+V1WR1UQ52UQ1.2-XGR/S	TPE	4	3	18	1	
=V1WR1UQ52UQ2.1-W1	=V1WR1UQ52KF1+V1WR1UQ52-KF1.11-X3	=V1WR1UQ52UQ2.1+V1WR1UQ52UQ2.1-BGS/R	TPE	4	4	18	2	
=V1WR1UQ52UQ2.2-W1	=V1WR1UQ52KF1+V1WR1UQ52-KF1.11-X4	=V1WR1UQ52UQ2.2+V1WR1UQ52UQ2.2-XGR/S	TPE	4	4	18	1	
=V1WR1UQ52UQ2.2-W1.1	=V1WR1UQ52UQ2.2+V1WR1UQ52UQ2.2-BGR	=V1WR1UQ52UQ2.2+V1WR1UQ52UQ2.2-XGR/S	TPE	4	3	18	0.5	
=V1WR1UQ52UQ2.2-W1.2	=V1WR1UQ52UQ2.2+V1WR1UQ52UQ2.2-BGS	=V1WR1UQ52UQ2.2+V1WR1UQ52UQ2.2-XGR/S	TPE	4	3	18	1	
=V1WR1UQ52UQ2.3-W1	=V1WR1UQ52KF1+V1WR1UQ52-KF1.11-X5	=V1WR1UQ52UQ2.3+V1WR1UQ52UQ2.3-BGS/R	TPE	4	4	18	3	
=V1WR1UQ52UQ2.4-W1	=V1WR1UQ52KF1+V1WR1UQ52-KF1.11-X6	=V1WR1UQ52UQ2.4+V1WR1UQ52UQ2.4-XGR/S	TPE	4	4	18	1	
=V1WR1UQ52UQ2.4-W1.1	=V1WR1UQ52UQ2.4+V1WR1UQ52UQ2.4-BGR	=V1WR1UQ52UQ2.4+V1WR1UQ52UQ2.4-XGR/S	TPE	4	3	18	0.5	
=V1WR1UQ52UQ2.4-W1.2	=V1WR1UQ52UQ2.4+V1WR1UQ52UQ2.4-BGS	=V1WR1UQ52UQ2.4+V1WR1UQ52UQ2.4-XGR/S	TPE	4	3	18	1	
=V1WR1UQ52UQ3.1-W1	=V1WR1UQ52KF1+V1WR1UQ52-KF1.11-X7	=V1WR1UQ52UQ3.1+V1WR1UQ52UQ3.1-BGS/R	TPE	4	4	18	3	
=V1WR1UQ52UQ3.2-W1	=V1WR1UQ52KF1+V1WR1UQ52-KF1.11-X8	=V1WR1UQ52UQ3.2+V1WR1UQ52UQ3.2-BGS/R	TPE	4	4	18	3	
=V1WR1UQ52UQ3.3-W1	=V1WR1UQ52KF1+V1WR1UQ52-KF1.12-X1	=V1WR1UQ52UQ3.3+V1WR1UQ52UQ3.3-BGS/R	TPE	4	4	18	3	
=V1WR1UQ52UQ3.4-W1	=V1WR1UQ52KF1+V1WR1UQ52-KF1.12-X2	=V1WR1UQ52UQ3.4+V1WR1UQ52UQ3.4-BGS/R	TPE	4	4	18	3	

Cable overview

F10_001_VLU

Cable name	Source (from)	Target (to)	cable type	all conductors	Conductors used	Cross-section [mm]	Length [m]	remark
=V1WR1UQ52UQ4.1-W1	=V1WR1UQ52KF1+V1WR1UQ52-KF1.12-X3	=V1WR1UQ52UQ4.1+V1WR1UQ52UQ4.1-BGS/R	TPE	4	4	18	3	
=V1WR1UQ52UQ4.2-W1	=V1WR1UQ52KF1+V1WR1UQ52-KF1.12-X4	=V1WR1UQ52UQ4.2+V1WR1UQ52UQ4.2-BGS/R	TPE	4	4	18	3	
=V1WR1UQ52UQ5.1-W1	=V1WR1UQ52KF1+V1WR1UQ52-KF1.12-X5	=V1WR1UQ52UQ5.1+V1WR1UQ52UQ5.1-BGS/R	TPE	4	4	18	2	
=V1WR1UQ52UQ5.2-W1	=V1WR1UQ52KF1+V1WR1UQ52-KF1.12-X6	=V1WR1UQ52UQ5.2+V1WR1UQ52UQ5.2-BGS/R	TPE	4	4	18	2	
=V1WR1UQ52UQ6.1-W1	=V1WR1UQ52KF1+V1WR1UQ52-KF1.12-X7	=V1WR1UQ52UQ6.1+V1WR1UQ52UQ6.1-BGS/R	TPE	4	4	18	2	
=V1WR1UQ52UQ6.2-W1	=V1WR1UQ52KF1+V1WR1UQ52-KF1.12-X8	=V1WR1UQ52UQ6.2+V1WR1UQ52UQ6.2-BGS/R	TPE	4	4	18	2	
=V1WR1UQ52UQ7.1-W1	=V1WR1UQ52KF1+V1WR1UQ52-KF1.13-X1	=V1WR1UQ52UQ7.1+V1WR1UQ52UQ7.1-XGR/S	TPE	4	4	18	2	
=V1WR1UQ52UQ7.1-W1.1	=V1WR1UQ52UQ7.1+V1WR1UQ52UQ7.1-BGR	=V1WR1UQ52UQ7.1+V1WR1UQ52UQ7.1-XGR/S	TPE	4	3	18	0.5	
=V1WR1UQ52UQ7.1-W1.2	=V1WR1UQ52UQ7.1+V1WR1UQ52UQ7.1-BGS	=V1WR1UQ52UQ7.1+V1WR1UQ52UQ7.1-XGR/S	TPE	4	3	18	0.5	
=V1WR1UQ52UQ7.2-W1	=V1WR1UQ52KF1+V1WR1UQ52-KF1.13-X2	=V1WR1UQ52UQ7.2+V1WR1UQ52UQ7.2-XGR/S	TPE	4	4	18	2	
=V1WR1UQ52UQ7.2-W1.1	=V1WR1UQ52UQ7.2+V1WR1UQ52UQ7.2-BGR	=V1WR1UQ52UQ7.2+V1WR1UQ52UQ7.2-XGR/S	TPE	4	3	18	0.5	
=V1WR1UQ52UQ7.2-W1.2	=V1WR1UQ52UQ7.2+V1WR1UQ52UQ7.2-BGS	=V1WR1UQ52UQ7.2+V1WR1UQ52UQ7.2-XGR/S	TPE	4	3	18	0.5	
=V1WR1UQ52UQ8.1-W1	=V1WR1UQ52KF1+V1WR1UQ52-KF1.14-X3	=V1WR1UQ52UQ8.1+V1WR1UQ52UQ8.1-XGR/S	TPE	4	4	18	1	
=V1WR1UQ52UQ8.1-W1.1	=V1WR1UQ52UQ8.1+V1WR1UQ52UQ8.1-BGR	=V1WR1UQ52UQ8.1+V1WR1UQ52UQ8.1-XGR/S	TPE	4	3	18	1	
=V1WR1UQ52UQ8.1-W1.2	=V1WR1UQ52UQ8.1+V1WR1UQ52UQ8.1-BGS	=V1WR1UQ52UQ8.1+V1WR1UQ52UQ8.1-XGR/S	TPE	4	3	18	1	
=V1WR1UQ52UQ8.2-W1	=V1WR1UQ52KF1+V1WR1UQ52-KF1.14-X4	=V1WR1UQ52UQ8.2+V1WR1UQ52UQ8.2-XGR/S	TPE	4	4	18	1	
=V1WR1UQ52UQ8.2-W1.1	=V1WR1UQ52UQ8.2+V1WR1UQ52UQ8.2-BGR	=V1WR1UQ52UQ8.2+V1WR1UQ52UQ8.2-XGR/S	TPE	4	3	18	1	
=V1WR1UQ52UQ8.2-W1.2	=V1WR1UQ52UQ8.2+V1WR1UQ52UQ8.2-BGS	=V1WR1UQ52UQ8.2+V1WR1UQ52UQ8.2-XGR/S	TPE	4	3	18	1	
=V1WR1UQ52UQ9.1-W1	=V1WR1UQ52KF1+V1WR1UQ52-KF1.14-X1	=V1WR1UQ52UQ9.1+V1WR1UQ52UQ9.1-BGS/R	TPE	4	4	18	2	
=V1WR1UQ52UQ9.2-W1	=V1WR1UQ52KF1+V1WR1UQ52-KF1.14-X2	=V1WR1UQ52UQ9.2+V1WR1UQ52UQ9.2-BGS/R	TPE	4	4	18	3	
=V1WR1UQ53BG0-W1	=V1WR1UQ53BG0+V1WR1UQ53-XG1/2	=V1WR1UQ53KF2+V1WR1UQ53-KF2.13-X1	TPE	4	4	18	3	
=V1WR1UQ53BG0-W1.1	=V1WR1UQ53BG0+V1WR1UQ53-BG01	=V1WR1UQ53BG0+V1WR1UQ53-XG1/2	TPE	4	3	18	1	
=V1WR1UQ53BG0-W1.2	=V1WR1UQ53BG0+V1WR1UQ53-BG02	=V1WR1UQ53BG0+V1WR1UQ53-XG1/2	TPE	4	3	18	1	
=V1WR1UQ53BG0-W2	=V1WR1UQ53BG0+V1WR1UQ53-XG3/4	=V1WR1UQ53KF2+V1WR1UQ53-KF2.13-X2	TPE	4	4	18	1	
=V1WR1UQ53BG0-W2.1	=V1WR1UQ53BG0+V1WR1UQ53-BG03	=V1WR1UQ53BG0+V1WR1UQ53-XG3/4	TPE	4	3	18	2	
=V1WR1UQ53BG0-W2.2	=V1WR1UQ53BG0+V1WR1UQ53-BG04	=V1WR1UQ53BG0+V1WR1UQ53-XG3/4	TPE	4	3	18	2	
=V1WR1UQ53BG0-W3	=V1WR1UQ53BG0+V1WR1UQ53-BG05	=V1WR1UQ53KF2+V1WR1UQ53-KF2.13-X3	TPE	4	3	18	3	
=V1WR1UQ53BG0-W4	=V1WR1UQ53BG0+V1WR1UQ53-XG6/7	=V1WR1UQ53KF1+V1WR1UQ53-KF1.13-X1	TPE	4	4	18	3	
=V1WR1UQ53BG0-W4.1	=V1WR1UQ53BG0+V1WR1UQ53-BG06	=V1WR1UQ53BG0+V1WR1UQ53-XG6/7	TPE	4	3	18	1	
=V1WR1UQ53BG0-W4.2	=V1WR1UQ53BG0+V1WR1UQ53-BG07	=V1WR1UQ53BG0+V1WR1UQ53-XG6/7	TPE	4	3	18	1	
=V1WR1UQ53BG0-W5	=V1WR1UQ53BG0+V1WR1UQ53-XG8/9	=V1WR1UQ53KF1+V1WR1UQ53-KF1.13-X2	TPE	4	4	18	2	
=V1WR1UQ53BG0-W5.1	=V1WR1UQ53BG0+V1WR1UQ53-BG08	=V1WR1UQ53BG0+V1WR1UQ53-XG8/9	TPE	4	3	18	1	
=V1WR1UQ53BG0-W5.2	=V1WR1UQ53BG0+V1WR1UQ53-BG09	=V1WR1UQ53BG0+V1WR1UQ53-XG8/9	TPE	4	3	18	1	
=V1WR1UQ53BG0-W6	=V1WR1UQ53BG0+V1WR1UQ53-XG10/11	=V1WR1UQ53KF1+V1WR1UQ53-KF1.13-X3	TPE	4	4	18	1	
=V1WR1UQ53BG0-W6.1	=V1WR1UQ53BG0+V1WR1UQ53-BG10	=V1WR1UQ53BG0+V1WR1UQ53-XG10/11	TPE	4	3	18	2	
=V1WR1UQ53BG0-W6.2	=V1WR1UQ53BG0+V1WR1UQ53-BG11	=V1WR1UQ53BG0+V1WR1UQ53-XG10/11	TPE	4	3	18	1	
=V1WR1UQ53BG0-W7	=V1WR1UQ53BG0+V1WR1UQ53-XG12/13	=V1WR1UQ53KF2+V1WR1UQ53-KF2.13-X4	TPE	4	4	18	2	
=V1WR1UQ53BG0-W7.1	=V1WR1UQ53BG0+V1WR1UQ53-BG12	=V1WR1UQ53BG0+V1WR1UQ53-XG12/13	TPE	4	3	18	1	
=V1WR1UQ53BG0-W7.2	=V1WR1UQ53BG0+V1WR1UQ53-BG13	=V1WR1UQ53BG0+V1WR1UQ53-XG12/13	TPE	4	3	18	1	
=V1WR1UQ53UQ1.1-W1	=V1WR1UQ53KF1+V1WR1UQ53-KF1.11-X1	=V1WR1UQ53UQ1.1+V1WR1UQ53UQ1.1-XGR/S	TPE	4	4	18	4	
=V1WR1UQ53UQ1.1-W1.1	=V1WR1UQ53UQ1.1+V1WR1UQ53UQ1.1-BGR	=V1WR1UQ53UQ1.1+V1WR1UQ53UQ1.1-XGR/S	TPE	4	3	18	0.5	
=V1WR1UQ53UQ1.1-W1.2	=V1WR1UQ53UQ1.1+V1WR1UQ53UQ1.1-BGS	=V1WR1UQ53UQ1.1+V1WR1UQ53UQ1.1-XGR/S	TPE	4	3	18	0.5	
=V1WR1UQ53UQ1.2-W1	=V1WR1UQ53KF1+V1WR1UQ53-KF1.11-X2	=V1WR1UQ53UQ1.2+V1WR1UQ53UQ1.2-XGR/S	TPE	4	4	18	3	
=V1WR1UQ53UQ1.2-W1.1	=V1WR1UQ53UQ1.2+V1WR1UQ53UQ1.2-BGR	=V1WR1UQ53UQ1.2+V1WR1UQ53UQ1.2-XGR/S	TPE	4	3	18	0.5	
=V1WR1UQ53UQ1.2-W1.2	=V1WR1UQ53UQ1.2+V1WR1UQ53UQ1.2-BGS	=V1WR1UQ53UQ1.2+V1WR1UQ53UQ1.2-XGR/S	TPE	4	3	18	0.5	
=V1WR1UQ53UQ1.3-W1	=V1WR1UQ53KF1+V1WR1UQ53-KF1.11-X3	=V1WR1UQ53UQ1.3+V1WR1UQ53UQ1.3-BGS/R	TPE	4	4	18	4	

Cable overview

F10_001_VLU

Cable name	Source (from)	Target (to)	cable type	all conductors	Conductors used	Cross-section [mm]	Length [m]	remark
=V1WR1UQ53UQ2.1-W1	=V1WR1UQ53KF1+V1WR1UQ53-KF1.11-X4	=V1WR1UQ53UQ2.1+V1WR1UQ53UQ2.1-BGS/R	TPE	4	4	18	3	
=V1WR1UQ53UQ2.2-W1	=V1WR1UQ53KF1+V1WR1UQ53-KF1.11-X5	=V1WR1UQ53UQ2.2+V1WR1UQ53UQ2.2-BGS/R	TPE	4	4	18	4	
=V1WR1UQ53UQ3.1-W1	=V1WR1UQ53KF1+V1WR1UQ53-KF1.11-X6	=V1WR1UQ53UQ3.1+V1WR1UQ53UQ3.1-BGS/R	TPE	4	4	18	4	
=V1WR1UQ53UQ3.2-W1	=V1WR1UQ53KF1+V1WR1UQ53-KF1.11-X7	=V1WR1UQ53UQ3.2+V1WR1UQ53UQ3.2-BGS/R	TPE	4	4	18	3	
=V1WR1UQ53UQ4.1-W1	=V1WR1UQ53KF1+V1WR1UQ53-KF1.11-X8	=V1WR1UQ53UQ4.1+V1WR1UQ53UQ4.1-BGS/R	TPE	4	4	18	3	
=V1WR1UQ53UQ5.1-W1	=V1WR1UQ53KF1+V1WR1UQ53-KF1.12-X1	=V1WR1UQ53UQ5.1+V1WR1UQ53UQ5.1-BGS/R	TPE	4	4	18	2	
=V1WR1UQ53UQ5.2-W1	=V1WR1UQ53KF1+V1WR1UQ53-KF1.12-X2	=V1WR1UQ53UQ5.2+V1WR1UQ53UQ5.2-BGS/R	TPE	4	4	18	4	
=V1WR1UQ53UQ6.1-W1	=V1WR1UQ53KF1+V1WR1UQ53-KF1.12-X3	=V1WR1UQ53UQ6.1+V1WR1UQ53UQ6.1-XGR/S	TPE	4	4	18	2	
=V1WR1UQ53UQ6.1-W1.1	=V1WR1UQ53UQ6.1+V1WR1UQ53UQ6.1-BGR	=V1WR1UQ53UQ6.1+V1WR1UQ53UQ6.1-XGR/S	TPE	4	3	18	0.5	
=V1WR1UQ53UQ6.1-W1.2	=V1WR1UQ53UQ6.1+V1WR1UQ53UQ6.1-BGS	=V1WR1UQ53UQ6.1+V1WR1UQ53UQ6.1-XGR/S	TPE	4	3	18	0.5	
=V1WR1UQ53UQ7.1-W1	=V1WR1UQ53KF1+V1WR1UQ53-KF1.12-X4	=V1WR1UQ53UQ7.1+V1WR1UQ53UQ7.1-BGS/R	TPE	4	4	18	3	
=V1WR1UQ53UQ8.1-W1	=V1WR1UQ53KF1+V1WR1UQ53-KF1.12-X5	=V1WR1UQ53UQ8.1+V1WR1UQ53UQ8.1-BGS/R	TPE	4	4	18	3	
=V1WR1UQ53UQ9.1-W1	=V1WR1UQ53KF1+V1WR1UQ53-KF1.12-X6	=V1WR1UQ53UQ9.1+V1WR1UQ53UQ9.1-XGR/S	TPE	4	4	18	2	
=V1WR1UQ53UQ9.1-W1.1	=V1WR1UQ53UQ9.1+V1WR1UQ53UQ9.1-BGR	=V1WR1UQ53UQ9.1+V1WR1UQ53UQ9.1-XGR/S	TPE	4	3	18	0.5	
=V1WR1UQ53UQ9.1-W1.2	=V1WR1UQ53UQ9.1+V1WR1UQ53UQ9.1-BGS	=V1WR1UQ53UQ9.1+V1WR1UQ53UQ9.1-XGR/S	TPE	4	3	18	0.5	
=V1WR1UQ53UQ10.1-W1	=V1WR1UQ53KF1+V1WR1UQ53-KF1.12-X7	=V1WR1UQ53UQ10.1+V1WR1UQ53UQ10.1-XGR/S	TPE	4	4	18	2	
=V1WR1UQ53UQ10.1-W1.1	=V1WR1UQ53UQ10.1+V1WR1UQ53UQ10.1-BGR	=V1WR1UQ53UQ10.1+V1WR1UQ53UQ10.1-XGR/S	TPE	4	3	18	0.5	
=V1WR1UQ53UQ10.1-W1.2	=V1WR1UQ53UQ10.1+V1WR1UQ53UQ10.1-BGS	=V1WR1UQ53UQ10.1+V1WR1UQ53UQ10.1-XGR/S	TPE	4	3	18	0.5	
=V1WR1UQ53UQ11.1-W1	=V1WR1UQ53KF2+V1WR1UQ53-KF2.11-X1	=V1WR1UQ53UQ11.1+V1WR1UQ53UQ11.1-BGS/R	TPE	4	4	18	3	
=V1WR1UQ53UQ11.2-W1	=V1WR1UQ53KF2+V1WR1UQ53-KF2.11-X2	=V1WR1UQ53UQ11.2+V1WR1UQ53UQ11.2-BGS/R	TPE	4	4	18	4	
=V1WR1UQ53UQ11.3-W1	=V1WR1UQ53KF2+V1WR1UQ53-KF2.11-X3	=V1WR1UQ53UQ11.3+V1WR1UQ53UQ11.3-BGS/R	TPE	4	4	18	3	
=V1WR1UQ53UQ11.4-W1	=V1WR1UQ53KF2+V1WR1UQ53-KF2.11-X4	=V1WR1UQ53UQ11.4+V1WR1UQ53UQ11.4-BGS/R	TPE	4	4	18	3	
=V1WR1UQ53UQ12.1-W1	=V1WR1UQ53KF2+V1WR1UQ53-KF2.11-X5	=V1WR1UQ53UQ12.1+V1WR1UQ53UQ12.1-BGS/R	TPE	4	4	18	2	
=V1WR1UQ53UQ13.1-W1	=V1WR1UQ53KF2+V1WR1UQ53-KF2.11-X6	=V1WR1UQ53UQ13.1+V1WR1UQ53UQ13.1-BGS/R	TPE	4	4	18	3	
=V1WR1UQ53UQ13.2-W1	=V1WR1UQ53KF2+V1WR1UQ53-KF2.11-X7	=V1WR1UQ53UQ13.2+V1WR1UQ53UQ13.2-BGS/R	TPE	4	4	18	2	
=V1WR1UQ53UQ14.1-W1	=V1WR1UQ53KF2+V1WR1UQ53-KF2.11-X8	=V1WR1UQ53UQ14.1+V1WR1UQ53UQ14.1-BGS/R	TPE	4	4	18	1	
=V1WR1UQ53UQ15.1-W1	=V1WR1UQ53KF2+V1WR1UQ53-KF2.12-X1	=V1WR1UQ53UQ15.1+V1WR1UQ53UQ15.1-XGR/S	TPE	4	4	18	3	
=V1WR1UQ53UQ15.1-W1.1	=V1WR1UQ53UQ15.1+V1WR1UQ53UQ15.1-BGR	=V1WR1UQ53UQ15.1+V1WR1UQ53UQ15.1-XGR/S	TPE	4	3	18	0.5	
=V1WR1UQ53UQ15.1-W1.2	=V1WR1UQ53UQ15.1+V1WR1UQ53UQ15.1-BGS	=V1WR1UQ53UQ15.1+V1WR1UQ53UQ15.1-XGR/S	TPE	4	3	18	0.5	
=V1WR1UQ53UQ16.1-W1	=V1WR1UQ53KF2+V1WR1UQ53-KF2.12-X2	=V1WR1UQ53UQ16.1+V1WR1UQ53UQ16.1-BGS/R	TPE	4	4	18	2	
=V1WR1UQ53UQ17.1-W1	=V1WR1UQ53KF2+V1WR1UQ53-KF2.12-X3	=V1WR1UQ53UQ17.1+V1WR1UQ53UQ17.1-XGR/S	TPE	4	4	18	2	
=V1WR1UQ53UQ17.1-W1.1	=V1WR1UQ53UQ17.1+V1WR1UQ53UQ17.1-BGR	=V1WR1UQ53UQ17.1+V1WR1UQ53UQ17.1-XGR/S	TPE	4	3	18	0.5	
=V1WR1UQ53UQ17.1-W1.2	=V1WR1UQ53UQ17.1+V1WR1UQ53UQ17.1-BGS	=V1WR1UQ53UQ17.1+V1WR1UQ53UQ17.1-XGR/S	TPE	4	3	18	0.5	
=V1WR1UQ53UQ18.1-W1	=V1WR1UQ53KF2+V1WR1UQ53-KF2.12-X4	=V1WR1UQ53UQ18.1+V1WR1UQ53UQ18.1-BGS/R	TPE	4	4	18	3	
=V1WR1UQ53UQ19.1-W1	=V1WR1UQ53KF2+V1WR1UQ53-KF2.12-X5	=V1WR1UQ53UQ19.1+V1WR1UQ53UQ19.1-BGS/R	TPE	4	4	18	3	
=V1WR1UQ53UQ20.1-W1	=V1WR1UQ53KF2+V1WR1UQ53-KF2.12-X6	=V1WR1UQ53UQ20.1+V1WR1UQ53UQ20.1-BGS/R	TPE	4	4	18	3	
=V1WR1UQ54BG0-W1	=V1WR1UQ54BG0+V1WR1UQ54-XG1/2	=V1WR1UQ54KF1+V1WR1UQ54-KF1.13-X1	TPE	4	4	18	3	
=V1WR1UQ54BG0-W1.1	=V1WR1UQ54BG0+V1WR1UQ54-BG01	=V1WR1UQ54BG0+V1WR1UQ54-XG1/2	TPE	4	3	18	0.5	
=V1WR1UQ54BG0-W1.2	=V1WR1UQ54BG0+V1WR1UQ54-BG02	=V1WR1UQ54BG0+V1WR1UQ54-XG1/2	TPE	4	3	18	0.5	
=V1WR1UQ54BG0-W2	=V1WR1UQ54BG0+V1WR1UQ54-XG3/4	=V1WR1UQ54KF1+V1WR1UQ54-KF1.13-X2	TPE	4	4	18	2	
=V1WR1UQ54BG0-W2.1	=V1WR1UQ54BG0+V1WR1UQ54-BG03	=V1WR1UQ54BG0+V1WR1UQ54-XG3/4	TPE	4	3	18	2	
=V1WR1UQ54BG0-W2.2	=V1WR1UQ54BG0+V1WR1UQ54-BG06	=V1WR1UQ54BG0+V1WR1UQ54-XG3/4	TPE	4	3	18	2	
=V1WR1UQ54BG0-W3	=V1WR1UQ54BG0+V1WR1UQ54-XG5/6	=V1WR1UQ54KF1+V1WR1UQ54-KF1.13-X3	TPE	4	4	18	3	
=V1WR1UQ54BG0-W3.1	=V1WR1UQ54BG0+V1WR1UQ54-BG04	=V1WR1UQ54BG0+V1WR1UQ54-XG5/6	TPE	4	3	18	1	
=V1WR1UQ54BG0-W3.2	=V1WR1UQ54BG0+V1WR1UQ54-BG05	=V1WR1UQ54BG0+V1WR1UQ54-XG5/6	TPE	4	3	18	1	
=V1WR1UQ54BG0-W4	=V1WR1UQ54BG0+V1WR1UQ54-XG7/8	=V1WR1UQ54KF1+V1WR1UQ54-KF1.13-X4	TPE	4	4	18	3	

Cable overview

F10_001_VLU

Cable name	Source (from)	Target (to)	cable type	all conductors	Conductors used	Cross-section [mm]	Length [m]	remark
=V1WR1UQ54BG0-W4.1	=V1WR1UQ54BG0+V1WR1UQ54-BG07	=V1WR1UQ54BG0+V1WR1UQ54-XG7/8	TPE	4	3	18	2	
=V1WR1UQ54BG0-W4.2	=V1WR1UQ54BG0+V1WR1UQ54-BG08	=V1WR1UQ54BG0+V1WR1UQ54-XG7/8	TPE	4	3	18	1	
=V1WR1UQ54UQ1.1-W1	=V1WR1UQ54KF1+V1WR1UQ54-KF1.11-X1	=V1WR1UQ54UQ1.1+V1WR1UQ54UQ1.1-BGS/R	TPE	4	4	18	3	
=V1WR1UQ54UQ2.1-W1	=V1WR1UQ54KF1+V1WR1UQ54-KF1.11-X2	=V1WR1UQ54UQ2.1+V1WR1UQ54UQ2.1-BGS/R	TPE	4	4	18	2	
=V1WR1UQ54UQ2.2-W1	=V1WR1UQ54KF1+V1WR1UQ54-KF1.11-X3	=V1WR1UQ54UQ2.2+V1WR1UQ54UQ2.2-XGR/S	TPE	4	4	18	3	
=V1WR1UQ54UQ2.2-W1.1	=V1WR1UQ54UQ2.2+V1WR1UQ54UQ2.2-BGR	=V1WR1UQ54UQ2.2+V1WR1UQ54UQ2.2-XGR/S	TPE	4	3	18	0.5	
=V1WR1UQ54UQ2.2-W1.2	=V1WR1UQ54UQ2.2+V1WR1UQ54UQ2.2-BGS	=V1WR1UQ54UQ2.2+V1WR1UQ54UQ2.2-XGR/S	TPE	4	3	18	0.5	
=V1WR1UQ54UQ3.1-W1	=V1WR1UQ54KF1+V1WR1UQ54-KF1.11-X4	=V1WR1UQ54UQ3.1+V1WR1UQ54UQ3.1-BGS/R	TPE	4	4	18	2	
=V1WR1UQ54UQ3.2-W1	=V1WR1UQ54KF1+V1WR1UQ54-KF1.11-X5	=V1WR1UQ54UQ3.2+V1WR1UQ54UQ3.2-BGS/R	TPE	4	4	18	2	
=V1WR1UQ54UQ4.1-W1	=V1WR1UQ54KF1+V1WR1UQ54-KF1.11-X6	=V1WR1UQ54UQ4.1+V1WR1UQ54UQ4.1-BGS/R	TPE	4	4	18	4	
=V1WR1UQ54UQ4.2-W1	=V1WR1UQ54KF1+V1WR1UQ54-KF1.11-X7	=V1WR1UQ54UQ4.2+V1WR1UQ54UQ4.2-BGS/R	TPE	4	4	18	4	
=V1WR1UQ54UQ5.1-W1	=V1WR1UQ54KF1+V1WR1UQ54-KF1.12-X1	=V1WR1UQ54UQ5.1+V1WR1UQ54UQ5.1-BGS/R	TPE	4	4	18	4	
=V1WR1UQ54UQ6.1-W1	=V1WR1UQ54KF1+V1WR1UQ54-KF1.12-X2	=V1WR1UQ54UQ6.1+V1WR1UQ54UQ6.1-BGS/R	TPE	4	4	18	4	
=V1WR1UQ54UQ7.1-W1	=V1WR1UQ54KF1+V1WR1UQ54-KF1.12-X3	=V1WR1UQ54UQ7.1+V1WR1UQ54UQ7.1-XGR/S	TPE	4	4	18	3	
=V1WR1UQ54UQ7.1-W1.1	=V1WR1UQ54UQ7.1+V1WR1UQ54UQ7.1-BGR	=V1WR1UQ54UQ7.1+V1WR1UQ54UQ7.1-XGR/S	TPE	4	3	18	0.5	
=V1WR1UQ54UQ7.1-W1.2	=V1WR1UQ54UQ7.1+V1WR1UQ54UQ7.1-BGS	=V1WR1UQ54UQ7.1+V1WR1UQ54UQ7.1-XGR/S	TPE	4	3	18	0.5	
=V1WR1UQ54UQ7.2-W1	=V1WR1UQ54KF1+V1WR1UQ54-KF1.12-X4	=V1WR1UQ54UQ7.2+V1WR1UQ54UQ7.2-XGR/S	TPE	4	4	18	3	
=V1WR1UQ54UQ7.2-W1.1	=V1WR1UQ54UQ7.2+V1WR1UQ54UQ7.2-BGR	=V1WR1UQ54UQ7.2+V1WR1UQ54UQ7.2-XGR/S	TPE	4	3	18	0.5	
=V1WR1UQ54UQ7.2-W1.2	=V1WR1UQ54UQ7.2+V1WR1UQ54UQ7.2-BGS	=V1WR1UQ54UQ7.2+V1WR1UQ54UQ7.2-XGR/S	TPE	4	3	18	0.5	
=V1WR1UQ54UQ7.3-W1	=V1WR1UQ54KF1+V1WR1UQ54-KF1.12-X5	=V1WR1UQ54UQ7.3+V1WR1UQ54UQ7.3-BGS/R	TPE	4	4	18	2	
=V1WR1UQ54UQ8.1-W1	=V1WR1UQ54KF1+V1WR1UQ54-KF1.11-X8	=V1WR1UQ54UQ8.1+V1WR1UQ54UQ8.1-BGS/R	TPE	4	4	18	2	
=V1FQ1-W12R	=V1FQ1+V1FQ1-BR11-R	=V1FQ1+V1FQ1-BR12-R	TPE	8	8	22	0.61	
=V1FQ1-W12T	=V1FQ1+V1FQ1-BR11-T	=V1FQ1+V1FQ1-BR12-T	TPE	8	8	22	0.61	
=V1FQ1-W14R	=V1FQ1+V1FQ1-BR13-R	=V1FQ1+V1FQ1-BR14-R	TPE	8	8	22	0.61	
=V1FQ1-W14T	=V1FQ1+V1FQ1-BR13-T	=V1FQ1+V1FQ1-BR14-T	TPE	8	8	22	0.61	
=V1FQ1-W1			TPU	5	0	16	20	
=V1PZ1PF1-W1			TPU	10	0	16	20	
=V1PZ1PF2-W2			TPU	10	0	16	45	
=V1SF0PG1-W1	=V1SF0PG1+V1UC51-XD1	=V1WC4+V1UC11-XD51	TPU	5	4	16	20	
=V1SF0PG2-W1	=V1SF0PG2+V1UC52-XD1	=V1WC4+V1UC11-XD81	TPU	5	4	16	45	
=V1U10U01KF1-W1	=V1WC4+V1UC11-XD151	=V1U10U01KF1+V1U10U01-KF1.11	TPU	5	4	16	25	
=V1WC3-W1			TPU	3	0	16	15	
=V1WC3-W2			TPU	3	0	16	5	
=V1WR1KF1-W1	=V1WC4+V1UC11-XD71	=V1WR1KF1+V1WR1-KF1.11	TPU	5	4	16	25	
=V1WR1KF2-W1	=V1WR1KF1+V1WR1-KF1.11	=V1WR1KF2+V1WR1-KF2.11	TPU	5	5	16	5	
=V1WR1UQ51KF1-W1.1	=V1WR1UQ51KF1+V1WR1UQ51-KF1-X20	=V1WR1UQ51WC4+V1WR1UQ51-XG51	TPU	5	5	16	5	
=V1WR1UQ51KF2-W1.2	=V1WR1UQ51KF2+V1WR1UQ51-KF2-X20	=V1WR1UQ51WC4+V1WR1UQ51-XG51	TPU	5	5	16	2	
=V1WR1UQ51WC4-W1	=V1WC4+V1UC46-XD51	=V1WR1UQ51WC4+V1WR1UQ51-XG51	TPU	5	5	16	10	
=V1WR1UQ52KF1-W1	=V1WC4+V1UC46-XD52	=V1WR1UQ52KF1+V1WR1UQ52-KF1-X20	TPU	5	5	16	10	
=V1WR1UQ53KF1-W1.1	=V1WR1UQ53KF1+V1WR1UQ53-KF1-X20	=V1WR1UQ53WC4+V1WR1UQ53-XG53	TPU	5	5	16	5	
=V1WR1UQ53KF2-W1.2	=V1WR1UQ53KF2+V1WR1UQ53-KF2-X20	=V1WR1UQ53WC4+V1WR1UQ53-XG53	TPU	5	5	16	2	
=V1WR1UQ53WC4-W1	=V1WC4+V1UC46-XD53	=V1WR1UQ53WC4+V1WR1UQ53-XG53	TPU	5	5	16	10	
=V1WR1UQ54KF1-W1	=V1WC4+V1UC46-XD54	=V1WR1UQ54KF1+V1WR1UQ54-KF1-X20	TPU	5	5	16	10	

Parts list

F01_001

Device tag	Quantity	Designation	Type number	Supplier	Part number
	7	Mounting rail EN 50 022 (35x7,5)	TS 35_7,5		TS 35_7,5

&EMC/1.g

+UC31/1

			Date	7/7/2022	Volvo Trucks North America		Valiant TMS	Parts list : TS 35_7,5 - TS 35_7,5	Drawing name: =2V11&EFS-EL	=	
			Ed.	KMAFFRE						+	
			Appr		P6700 Bodyside Sub - Robot Cell 2V11				Document type: EPB	Project nr: 22-16149	Page 1
Modification	Date	Name	Original		Replacement of	Replaced by	Scale 1:1				804

Parts list

F01_001

Device tag	Quantity	Designation	Type number	Supplier	Part number
=KF0-M1	1	Ground bar kit, 5 positions.	ECGB5	SIE	US2.ECGB5
=KF0-M1	1	Wiring Duct Covers, PVC	C1.5LG6	PAN	PAN.C1.5LG6
=KF0-M1	1	Wiring Duct Covers, PVC	C1LG6	PAN	PAN.C1LG6
=KF0-M1	1	Wide Slotted Wiring Duct, PVC	G1.5X4LG6	PAN	PAN.G1.5X4LG6
=KF0-M1	1	Wide Slotted Wiring Duct, PVC	G1X4LG6	PAN	PAN.G1X4LG6
=KF0-M1	1	STAND.SECTIONAL RAIL 35MM, LENGTH 483MM	6ES5710-8MA11	Siemens AG	SIE.6ES5710-8MA11
=KF0-UC31	1	PC PC enclosure system, WHD: 800x1600x600 mm, Sheet steel	PC.5386050	RIT	RIT.5386050
=KF0-UC31	1				TS 8617.580
=KF0-UC31	1				TS 8640.003
=KF0-UC31	1				TS 8640.033
=KF0-UC91	1	Pushbutton Enclosure, Type 12, 4PB, 22.5mm holes, 10.00Hx3.25Wx2.75D, Gray, Steel	E4PBG	HOFFMAN	HOF.E4PBG
=KF0-UC91	1	Hol-Sealers Hole Seal, 1.22" diameter, Gray, Steel	ASPBG	HOFFMAN	ASPBG
=KF0-UC92	1	Pushbutton Enclosure, Type 12, 4PB, 22.5mm holes, 10.00Hx3.25Wx2.75D, Gray, Steel	E4PBG	HOFFMAN	HOF.E4PBG
=KF0-UC92	1	LEGEND PLATET KTC15-1005	KTC15-1005		ABB.1SFA616915R1005
=KF0-UC92	1	Hol-Sealers Hole Seal, 1.22" diameter, Gray, Steel	ASPBG	HOFFMAN	ASPBG
=KF0KF1-KF1.31	1	CPU 1515F-2 PN, 750KB Prog.,3MB Data	6ES7515-2FM02-0AB0	SIE	SIE.6ES7515-2FM02-0AB0
=KF0KF1-KF1.31	1	SIMATIC S7 MEMORY CARD, 2 GB	6ES7954-8LP03-0AA0	SIE	SIE.6ES7954-8LP03-0AA0
=KF0KF1-KF1.31	1	MOUNTING RAIL 160MM (6.3")	6ES7590-1AB60-0AA0	SIE	SIE.6ES7590-1AB60-0AA0
=KF0KF1-KF31	1				SIE.6ES7155-6AA01-0BN0_subassembly
=KF0KF1-KF31	1	ET200SP, SERVERMODULE	6ES7193-6PA00-0AA0		SIE.6ES7193-6PA00-0AA0
=KF0KF1-KF31.11	1	ET 200SP, DI 16x 24V DC ST, PU 1	6ES7131-6BH01-0BA0	SIE	SIE.6ES7131-6BH01-0BA0
=KF0KF1-KF31.11	1	BASEUNIT TYPE A0, BU15-P16+A0+2D	6ES7193-6BP00-0DA0	SIE	SIE.6ES7193-6BP00-0DA0
=KF0KF1-KF31.21	1	ET 200SP, DQ 16x 24V DC/0,5A ST, PU 1	6ES7132-6BH01-0BA0	SIE	SIE.6ES7132-6BH01-0BA0
=KF0KF1-KF31.21	1	BASEUNIT TYPE A0, BU15-P16+A0+2D	6ES7193-6BP00-0DA0	SIE	SIE.6ES7193-6BP00-0DA0
=KF0KF1-KF31.31	1	ET 200SP, El-Mod., F-DI 8x24VDC HF	6ES7136-6BA01-0CA0	SIE	SIE.6ES7136-6BA01-0CA0
=KF0KF1-KF31.31	1	BASEUNIT TYPE A0, BU15-P16+A0+2D	6ES7193-6BP00-0DA0	SIE	SIE.6ES7193-6BP00-0DA0
=KF0KF1-KF99.31	1	SCALANCE S615	6GK5615-0AA00-2AA2	SIE	SIE.6GK5615-0AA00-2AA2
=KF0KF1-KF100.31	1	SCALANCE XC216	6GK5216-0BA00-2AC2	SIE	SIE.6GK5216-0BA00-2AC2
=KF0KF1-KF100.31-P6	1	Profinet cable - RJ45 plug to M12 Female receptacle; 1m long	RJ45S FKSDED 423-1M	TURCK	TUR.RJ45S FKSDED 423-1M
=KF0KF1-KF100.31-P7	1	Profinet cable - RJ45 plug to M12 Female receptacle; 1m long	RJ45S FKSDED 423-1M	TURCK	TUR.RJ45S FKSDED 423-1M
=KF0KF1-KF100.31-P8	1	Profinet cable - RJ45 plug to M12 Female receptacle; 1m long	RJ45S FKSDED 423-1M	TURCK	TUR.RJ45S FKSDED 423-1M
=KF0KF1-KF100.31-P9	1	Profinet cable - RJ45 plug to M12 Female receptacle; 1m long	RJ45S FKSDED 423-1M	TURCK	TUR.RJ45S FKSDED 423-1M
=KF0KF1-KF100.31-P10	1	Profinet cable - RJ45 plug to M12 Female receptacle; 1m long	RJ45S FKSDED 423-1M	TURCK	TUR.RJ45S FKSDED 423-1M
=KF0KF1-KF100.31-P11	1	Profinet cable - RJ45 plug to M12 Female receptacle; 1m long	RJ45S FKSDED 423-1M	TURCK	TUR.RJ45S FKSDED 423-1M
=KF0KF1-KF100.31-P12	1	Profinet cable - RJ45 plug to M12 Female receptacle; 1m long	RJ45S FKSDED 423-1M	TURCK	TUR.RJ45S FKSDED 423-1M
=KF0KF1-KF100.31-P13	1	Profinet cable - RJ45 plug to M12 Female receptacle; 1m long	RJ45S FKSDED 423-1M	TURCK	TUR.RJ45S FKSDED 423-1M
=KF0KF1-KF100.31-P14	1	Profinet cable - RJ45 plug to M12 Female receptacle; 1m long	RJ45S FKSDED 423-1M	TURCK	TUR.RJ45S FKSDED 423-1M
=KF0KF1-KF100.31-P15	1	Profinet cable - RJ45 plug to M12 Female receptacle; 1m long	RJ45S FKSDED 423-1M	TURCK	TUR.RJ45S FKSDED 423-1M
=KF0KF1-KF100.31-P16	1	Profinet cable - RJ45 plug to M12 Female receptacle; 1m long	RJ45S FKSDED 423-1M	TURCK	TUR.RJ45S FKSDED 423-1M
=KF0KF1-XG1	1				4000-73000-0180000
=KF0KF1-XG2	1				4000-73000-0180000
=KF0PZ1-PF1	1	Signaling column connection element for pipe mounting incl. end cover and seal	8WD4408-0AA	SIE	SIE.8WD4408-0AA
=KF0PZ1-PF1	1	Tube with foot, tube length 100 mm, accessory for signaling columns 8WD44, D=70 mm	8WD4308-0DA	SIEMENS	SIE.8WD4308-0DA
=KF0PZ1-PF1	1	Signaling column multifunctional siren element different sounds can be set 24 V	8WD4420-0EA2		SIE.8WD4420-0EA2
=KF0PZ1-PF1	1	Signaling column continuous light element LED red, 24 V AC/DC	8WD4420-5AB	SIE	SIE.8WD4420-5AB
=KF0PZ1-PF1	1	Signaling column continuous light element LED green, 24 V AC/DC	8WD4420-5AC	SIE	SIE.8WD4420-5AC
=KF0WC3-FC1	1	Miniature Circuit Breaker - SU200 M - 1P - C - 10 A	SU201M-C10	ABB	ABB.2CDS271337R0104
=KF0WC3-FC1	1	S2C-H6RU - Auxiliary Contact	S2C-H6RU	ABB	ABB.2CDS200914R0001
=KF0WC3-FC2	1	Miniature Circuit Breaker - SU200 M - 1P - C - 10 A	SU201M-C10	ABB	ABB.2CDS271337R0104
=KF0WC3-FC2	1	S2C-H6RU - Auxiliary Contact	S2C-H6RU	ABB	ABB.2CDS200914R0001
=KF0WC4-FC11	1	4x3-10A	6EP1961-2BA41	SIE	SIE.6EP1961-2BA41
=KF0WC4-GA1	1	SITOP UPS1600	6EP4134-3AB00-2AY0		SIE.6EP4134-3AB00-2AY0
=KF0WC4-GB1	1	SITOP UPS1100	6EP4134-0GB00-0AY0	SIE	SIE.6EP4134-0GB00-0AY0
=KF0WC4-TA1	1	SITOP PSU6200 1ph 24 V/20 A	6EP3336-7SB00-3AX0		SIE.6EP3336-7SB00-3AX0

Parts list

F01_001

Device tag	Quantity	Designation	Type number	Supplier	Part number
=KF0FQ0-SF1	1	EMERGENCY STOP CE4T-10R-02	CE4T-10R-02	ABB	ABB.1SFA619550R1051
=KF0FQ0-SF1	1	LEGEND PLATET KTC15-1005	KTC15-1005		ABB.1SFA616915R1005
=KF0SF1-SF5	1	PUSHBUTTON CP1-10G-20	CP1-10G-20	ABB	ABB.1SFA619100R1022
=KF0SF1-SF6	1	PUSHBUTTON CP1-10Y-20	CP1-10Y-20	ABB	ABB.1SFA619100R1023

Parts list

F01_001

Device tag	Quantity	Designation	Type number	Supplier	Part number
=KF0SF1-SF1/PF1	1	PUSHBUTTON CP1-11R-10 24V AC/DC	CP1-11R-10	ABB	ABB.1SFA619100R1111
=KF0SF1-SF2	1	PUSHBUTTON CP1-10B-20	CP1-10B-20	ABB	ABB.1SFA619100R1026
=KF0SF1-SF3/PF3	1	PUSHBUTTON CP1-11C-10	CP1-11C-10	ABB	ABB.1SFA619100R1118
=KF0SF1-SF4	1	SELECTOR SWITCH C2SS1-10B-10	C2SS1-10B-10	ABB	ABB.1SFA619200R1016

Parts list

F01_001

Device tag	Quantity	Designation	Type number	Supplier	Part number
=V1AR21XQ11WC1-XG1	1	Surface socket-outlet		ABB	ABB.2CMA193115R1000

+UC31UC92/1

+.AR22XQ11UC01/1

			Date	7/7/2022	Volvo Trucks North America	Valiant TMS	Parts list : ABB.2CMA193115R1000 - ABB.2CMA193115R1000	Drawing name: =2V11&EFS-EL		=	
			Ed.	KMAFFRE	P6700 Bodyside Sub - Robot Cell 2V11					+ V1AR21XQ11UC01	
			Appr			Scale 1:1		Document type: EPB	Project nr: 22-16149	Page	1
Modification	Date	Name	Original		Replacement of / Replaced by						804

Parts list

F01_001

Device tag	Quantity	Designation	Type number	Supplier	Part number
=V1AR22XQ11WC1-XG1	1	Surface socket-outlet		ABB	ABB.2CMA193115R1000

+.AR21XQ11UC01/1

+.AR23XQ11UC01/1

			Date	7/7/2022	Volvo Trucks North America		Valiant TMS	Parts list : ABB.2CMA193115R1000 - ABB.2CMA193115R1000	Drawing name: =2V11&EFS-EL		=
			Ed.	KMAFFRE	P6700 Bodyside Sub - Robot Cell 2V11						+ V1AR22XQ11UC01
			Appr				Scale 1:1		Document type: EPB	Project nr: 22-16149	Page 1 / 804
Modification	Date	Name	Original		Replacement of	Replaced by					

Parts list

F01_001

Device tag	Quantity	Designation	Type number	Supplier	Part number
=V1AR23XQ11WC1-XG1	1	Surface socket-outlet		ABB	ABB.2CMA193115R1000

+.AR22XQ11UC01/1

+.AR24XQ11UC01/1

			Date	7/7/2022	Volvo Trucks North America		Valiant TMS	Parts list : ABB.2CMA193115R1000 - ABB.2CMA193115R1000	Drawing name: =2V11&EFS-EL	=	
			Ed.	KMAFFRE	P6700 Bodyside Sub - Robot Cell 2V11					+ V1AR23XQ11UC01	
			Appr				Scale 1:1		Document type: EPB	Project nr: 22-16149	Page 1 / 804
Modification	Date	Name	Original		Replacement of	Replaced by					

Parts list

F01_001

Device tag	Quantity	Designation	Type number	Supplier	Part number
=V1AR24XQ11WC1-XG1	1	Surface socket-outlet		ABB	ABB.2CMA193115R1000

+.AR23XQ11UC01/1

+.FQ1/1

			Date	7/7/2022	Volvo Trucks North America		Valiant TMS	Parts list : ABB.2CMA193115R1000 - ABB.2CMA193115R1000	Drawing name: =2V11&EFS-EL	=	
			Ed.	KMAFFRE	P6700 Bodyside Sub - Robot Cell 2V11					+ V1AR24XQ11UC01	
			Appr				Scale 1:1		Document type: EPB	Project nr: 22-16149	Page 1
Modification	Date	Name	Original		Replacement of	Replaced by					804

Parts list

F01_001

Device tag	Quantity	Designation	Type number	Supplier	Part number
=V1FQ1-BR11	1	EZ-Screen System	SLSCP30-1200P44NT	BANNER	BAN.SLSCP30-1200P44NT
=V1FQ1-BR12	1	EZ-Screen System	SLSCP30-1200P88	BANNER	BAN.SLSCP30-1200P88
=V1FQ1-BR13	1	EZ-Screen System	SLSCP30-1200P44NT	BANNER	BAN.SLSCP30-1200P44NT
=V1FQ1-BR14	1	EZ-Screen System	SLSCP30-1200P88	BANNER	BAN.SLSCP30-1200P88

Parts list

F01_001

Device tag	Quantity	Designation	Type number	Supplier	Part number
=V1FQ1-BG1	1	SWITCH	MGB-L2B-PNA-R-121859	EUCHNER	EUC.MGB-L2B-PNA-R-121859
=V1FQ1-BG1	1	HANDLE	MGB-H-AA1A2-R-106049	EUCHNER	EUC.MGB-H-AA1A2-R-106049
=V1FQ1-BG1	1	MOUNTING PLATE	MGB-A-MOUNTINGPLATE-H-109491	EUCHNER	EUC.MGB-A-MOUNTINGPLATE-H-109491
=V1FQ1-BG1	1	ESCAPE RELEASE	MGB-E-A2-106051	EUCHNER	EUC.MGB-E-A2-106051

Parts list

F01_001

Device tag	Quantity	Designation	Type number	Supplier	Part number
=V1U10U01KF1-KF1.11	1	MVK-MPNIO DI8 DO8 FSU	MVK-MPNIO DI8 DO8 FSU	MURR	MURR.55339
=V1U10U01PF0-PF1	1	K50L Series Daylight Visible Indicators	K50L2RGB7QP	BANNER	BAN.805371
=V1U10U01PF0-PF1	1	Mounting kit	SMB30A	BANNER	BAN.32723

+.FQ1BG1/1

+.UC11/1

			Date	8/31/2022	Volvo Trucks North America		Valiant TMS	Parts list : MURR.55339 - BAN.32723	Drawing name: =2V11&EFS-EL	=	
			Ed.	KMAFFRE						+ V1U10U01	
			Appr		P6700 Bodyside Sub - Robot Cell 2V11				Document type: EPB	Project nr: 22-16149	Page 1
Modification	Date	Name	Original		Replacement of	Replaced by	Scale 1:1				804

Parts list

F01_001

Device tag	Quantity	Designation	Type number	Supplier	Part number
=V1AR21-FC1	1		EMPD3FBCB-025A-M	Electro-Matic	EMPD3FBCB-025A-M
=V1AR22-FC1	1		EMPD3FBCB-025A-M	Electro-Matic	EMPD3FBCB-025A-M
=V1AR23-FC1	1		EMPD3FBCB-025A-M	Electro-Matic	EMPD3FBCB-025A-M
=V1AR24-FC1	1		EMPD3FBCB-025A-M	Electro-Matic	EMPD3FBCB-025A-M
=V1G10GL21-FC1	1	3P-C32	S203-C32	ABB	ABB.2CDS253001R0324
=V1G10GL21-FC1	1	Auxiliary Contact	S2C-H6R	ABB	ABB.2CDS200912R0001
=V1KF1-KF11	1				SIE.6ES7155-6AA01-0BN0_subassembly
=V1KF1-KF11	1	ET200SP, SERVERMODULE	6ES7193-6PA00-0AA0		SIE.6ES7193-6PA00-0AA0
=V1KF1-KF11.11	1	ET 200SP, DI 16x 24V DC ST, PU 1	6ES7131-6BH01-0BA0	SIE	SIE.6ES7131-6BH01-0BA0
=V1KF1-KF11.11	1	BASEUNIT TYPE A0, BU15-P16+A0+2D	6ES7193-6BP00-0DA0	SIE	SIE.6ES7193-6BP00-0DA0
=V1KF1-KF11.12	1	ET 200SP, DI 16x 24V DC ST, PU 1	6ES7131-6BH01-0BA0	SIE	SIE.6ES7131-6BH01-0BA0
=V1KF1-KF11.12	1	BASEUNIT TYPE A0, BU15-P16+A0+2B	6ES7193-6BP00-0BA0	SIE	SIE.6ES7193-6BP00-0BA0
=V1KF1-KF11.13	1	ET 200SP, DI 16x 24V DC ST, PU 1	6ES7131-6BH01-0BA0	SIE	SIE.6ES7131-6BH01-0BA0
=V1KF1-KF11.13	1	BASEUNIT TYPE A0, BU15-P16+A0+2B	6ES7193-6BP00-0BA0	SIE	SIE.6ES7193-6BP00-0BA0
=V1KF1-KF11.14	1	ET 200SP, DI 16x 24V DC ST, PU 1	6ES7131-6BH01-0BA0	SIE	SIE.6ES7131-6BH01-0BA0
=V1KF1-KF11.14	1	BASEUNIT TYPE A0, BU15-P16+A0+2B	6ES7193-6BP00-0BA0	SIE	SIE.6ES7193-6BP00-0BA0
=V1KF1-KF11.21	1	ET 200SP, DQ 16x 24V DC/0,5A ST, PU 1	6ES7132-6BH01-0BA0	SIE	SIE.6ES7132-6BH01-0BA0
=V1KF1-KF11.21	1	BASEUNIT TYPE A0, BU15-P16+A0+2D	6ES7193-6BP00-0DA0	SIE	SIE.6ES7193-6BP00-0DA0
=V1KF1-KF11.31	1	ET 200SP, El-Mod., F-DI 8x24VDC HF	6ES7136-6BA00-0CA0	SIEMENS	SIE.6ES7136-6BA00-0CA0
=V1KF1-KF11.31	1	BASEUNIT TYPE A0, BU15-P16+A0+2B	6ES7193-6BP00-0BA0	SIE	SIE.6ES7193-6BP00-0BA0
=V1KF1-KF11.32	1	ET 200SP, El-Mod., F-DI 8x24VDC HF	6ES7136-6BA00-0CA0	SIEMENS	SIE.6ES7136-6BA00-0CA0
=V1KF1-KF11.32	1	BASEUNIT TYPE A0, BU15-P16+A0+2B	6ES7193-6BP00-0BA0	SIE	SIE.6ES7193-6BP00-0BA0
=V1KF1-KF11.41	1	ET 200SP, El-Mod., F-DQ 4xDC 24V/2A	6ES7136-6DB00-0CA0		SIE.6ES7136-6DB00-0CA0
=V1KF1-KF11.41	1	BASEUNIT TYPE A0, BU15-P16+A0+2B	6ES7193-6BP00-0BA0	SIE	SIE.6ES7193-6BP00-0BA0
=V1KF1-KF11.42	1	ET 200SP, El-Mod., F-DQ 4xDC 24V/2A	6ES7136-6DB00-0CA0		SIE.6ES7136-6DB00-0CA0
=V1KF1-KF11.42	1	BASEUNIT TYPE A0, BU15-P16+A0+2B	6ES7193-6BP00-0BA0	SIE	SIE.6ES7193-6BP00-0BA0
=V1KF1-KF11.51	1	ET 200SP, F-RQ 1x24VDC/24..230VAC/5A ST	6ES7136-6RA00-0BF0		SIE.6ES7136-6RA00-0BF0
=V1KF1-KF11.51	1	BASEUNIT TYPE F0, BU20-P8+A4+0B	6ES7193-6BP20-0BF0	SIE	SIE.6ES7193-6BP20-0BF0
=V1KF1-KF11.52	1	ET 200SP, F-RQ 1x24VDC/24..230VAC/5A ST	6ES7136-6RA00-0BF0		SIE.6ES7136-6RA00-0BF0
=V1KF1-KF11.52	1	BASEUNIT TYPE F0, BU20-P8+A4+0B	6ES7193-6BP20-0BF0	SIE	SIE.6ES7193-6BP20-0BF0
=V1KF1-KF11.53	1	ET 200SP, F-RQ 1x24VDC/24..230VAC/5A ST	6ES7136-6RA00-0BF0		SIE.6ES7136-6RA00-0BF0
=V1KF1-KF11.53	1	BASEUNIT TYPE F0, BU20-P8+A4+0B	6ES7193-6BP20-0BF0	SIE	SIE.6ES7193-6BP20-0BF0
=V1KF1-KF11.54	1	ET 200SP, F-RQ 1x24VDC/24..230VAC/5A ST	6ES7136-6RA00-0BF0		SIE.6ES7136-6RA00-0BF0
=V1KF1-KF11.54	1	BASEUNIT TYPE F0, BU20-P8+A4+0B	6ES7193-6BP20-0BF0	SIE	SIE.6ES7193-6BP20-0BF0
=V1KF1-KF100.11	1	SCALANCE XC216	6GK5216-0BA00-2AC2	SIE	SIE.6GK5216-0BA00-2AC2
=V1WC1-FC1	1	MCCB_UL_FS125_15A_3P_65KA_TM_ FTFM	3VA5195-6ED31-0AA0	SIE	SIE.3VA5195-6ED31-0AA0
=V1WC1-KF1.1	1	BREAKER DATA SERVER, COM100	3VA9977-0TA20	SIE	SIE.3VA9977-0TA20
=V1WC1-KF1.2	1	Switched Ethernet PROFINET Module V3	7KM9300-0AE02-0AA0		SIE.7KM9300-0AE02-0AA0
=V1WC1-QB1	1	MCCB_UL_FS250_250A_3P_65KA_ETU8_LSI	3VA6225-6KP31-0AA0	SIE	SIE.3VA6225-6KP31-0AA0
=V1WC1-QB1-KF1	1	COMMUNICATION MODULE COM060	3VA9177-0TB10	SIE	SIE.3VA9177-0TB10
=V1WC1-TA1	1	Transformer	PTN102-3K	POWERTRAN	PTN102-3K
=V1WC2-A3	1	Multi-Environment Voltage Indicator and Safe-Test Point Combination Unit with Vertical Flange Warning Label	FBW2MT-LMF		GT.R-3W2MT-LMF
=V1WC2-FC1	1	MCCB_UL_FS125_20A_3P_65KA_TM_ FTFM	3VA5120-6ED31-0AA0	SIE	SIE.3VA5120-6ED31-0AA0
=V1WC2-FC1	1	SENTRON auxiliary switch Accessories for 3VA circuit breakers	3VA9978-0AA12	SIE	SIE.3VA9978-0AA12
=V1WC2-TA2	1	Transformer	PTN102-7.5K	POWERTRAN	PTN102-7.5K
=V1WC3-FC2	1	CIRCUIT BREAKER 240V 14KA, 1-POLE, C, 20A, D=70MM	5SJ4120-7HG41	SIE	SIE.5SJ4120-7HG41
=V1WC3-FC2	1	AUXILARY SWITCH 1NO1NC UL489	5ST3010-0HG	SIE	SIE.5ST3010-0HG
=V1WC3-FC3	1	CIRCUIT BREAKER 240V 14KA, 1-POLE, C, 10A, D=70MM	5SJ4110-7HG41	SIE	SIE.5SJ4110-7HG41
=V1WC3-FC3	1	AUXILARY SWITCH 1NO1NC UL489	5ST3010-0HG	SIE	SIE.5ST3010-0HG
=V1WC3-FC4	1	CIRCUIT BREAKER 240V 14KA, 1-POLE, C, 3A, D=70MM	5SJ4103-7HG41	SIE	SIE.5SJ4103-7HG41
=V1WC3-FC4	1	AUXILARY SWITCH 1NO1NC UL489	5ST3010-0HG	SIE	SIE.5ST3010-0HG
=V1WC3-FC5	1	CIRCUIT BREAKER 240V 14KA, 1-POLE, C, 16A, D=70MM	5SJ4116-7HG41	SIE	SIE.5SJ4116-7HG41
=V1WC3-FC6	1	CIRCUIT BREAKER 240V 14KA, 1-POLE, C, 16A, D=70MM	5SJ4116-7HG41	SIE	SIE.5SJ4116-7HG41
=V1WC3-FC6	1	AUXILARY SWITCH 1NO1NC UL489	5ST3010-0HG	SIE	SIE.5ST3010-0HG
=V1WC3-FC7	1	CIRCUIT BREAKER 240V 14KA, 1-POLE, C, 16A, D=70MM	5SJ4116-7HG41	SIE	SIE.5SJ4116-7HG41
=V1WC3-FC7	1	AUXILARY SWITCH 1NO1NC UL489	5ST3010-0HG	SIE	SIE.5ST3010-0HG

Parts list

F01_001

Device tag	Quantity	Designation	Type number	Supplier	Part number
=V1WC3-FC8	1	CIRCUIT BREAKER 240V 14KA, 1-POLE, C, 16A, D=70MM	5SJ4116-7HG41	SIE	SIE.5SJ4116-7HG41
=V1WC3-FC8	1	AUXILARY SWITCH 1NO1NC UL489	5ST3010-0HG	SIE	SIE.5ST3010-0HG
=V1WC3-FC9	1	CIRCUIT BREAKER 240V 14KA, 1-POLE, C, 6A, D=70MM	5SJ4106-7HG41	SIE	SIE.5SJ4106-7HG41
=V1WC3-FC9	1	AUXILARY SWITCH 1NO1NC UL489	5ST3010-0HG	SIE	SIE.5ST3010-0HG
=V1WC3-FC10	1	CIRCUIT BREAKER 240V 14KA, 1-POLE, C, 16A, D=70MM	5SJ4116-7HG41	SIE	SIE.5SJ4116-7HG41
=V1WC3-XG3	1	Panel Interface Connector with USB Type A/F to USB Type A/M [Qty: 2]; Category 5e RJ45; Panel Mount Housing; UL Type 4; Duplex Outlet; 5 Amp Circuit Breaker	GT_N.P-P11#2R2-K3RD5		GT_N.P-P11#2R2-K3RD5
=V1WC4-FC11	1	SITOP SEL1200 8 x 10A	6EP4438-7FB00-3DX0		SIE.6EP4438-7FB00-3DX0
=V1WC4-FC12	1	SITOP SEL1200 8 x 10A	6EP4438-7FB00-3DX0		SIE.6EP4438-7FB00-3DX0
=V1WC4-TA1	1	SITOP PSU6200 1ph 24 V/20 A	6EP3336-7SB00-3AX0		SIE.6EP3336-7SB00-3AX0
=V1WC4-TA2	1	SITOP PSU6200 1ph 24 V/20 A	6EP3336-7SB00-3AX0		SIE.6EP3336-7SB00-3AX0
=V1WR1-FC1	1		EMPD3FBCB-100A-M	Electro-Matic	EMPD3FBCB-100A-M
=WC1-WC1	1	Golvskåp TS 8 sidskåp	TS8	RIT	RIT.SETS8205SID5
=WC1-WC1	1	TS Trim panel, sides, H: 100 mm, for W: 500 mm, RAL 7022, sheet steel	TS.8601050	RIT	RIT.8601050
=WC1-WC1	1	TS Base/plinth component, rear, H: 100 mm, for W: 1200 mm, RAL 7022, sheet steel	TS.8601200	RIT	RIT.8601200
=WC1-WC1	1	TS Side panel, screw-fastened, for TS, TS IT, for WD: 2000x500 mm, Sheet steel	TS.8105235	RIT	RIT.8105235
=WC1-WC1	1	PS Wiring plan pockets, for TS, CM, SE, PC, TP pedestal, sheet steel	TS.4115000	RIT	RIT.4115000

Parts list

F01_001

Device tag	Quantity	Designation	Type number	Supplier	Part number
=V1KF1-KF46	1				SIE.6ES7155-6AA01-0BN0_subassembly
=V1KF1-KF46	1	ET200SP, SERVERMODULE	6ES7193-6PA00-0AA0		SIE.6ES7193-6PA00-0AA0
=V1KF1-KF46.11	1	ET 200SP, DI 16x 24V DC ST, PU 1	6ES7131-6BH01-0BA0	SIE	SIE.6ES7131-6BH01-0BA0
=V1KF1-KF46.11	1	BASEUNIT TYPE A0, BU15-P16+A0+2D	6ES7193-6BP00-0DA0	SIE	SIE.6ES7193-6BP00-0DA0
=V1KF1-KF46.41	1	ET 200SP, El-Mod., F-DQ 4xDC 24V/2A	6ES7136-6DB00-0CA0		SIE.6ES7136-6DB00-0CA0
=V1KF1-KF46.41	1	BASEUNIT TYPE A0, BU15-P16+A0+2D	6ES7193-6BP00-0DA0	SIE	SIE.6ES7193-6BP00-0DA0
=V1KF1-KF46.51	1	ET 200SP, F-RQ 1x24VDC/24..230VAC/5A ST	6ES7136-6RA00-0BF0		SIE.6ES7136-6RA00-0BF0
=V1KF1-KF46.51	1	BASEUNIT TYPE F0, BU20-P8+A4+0B	6ES7193-6BP20-0BF0	SIE	SIE.6ES7193-6BP20-0BF0
=V1KF1-KF46.52	1	ET 200SP, F-RQ 1x24VDC/24..230VAC/5A ST	6ES7136-6RA00-0BF0		SIE.6ES7136-6RA00-0BF0
=V1KF1-KF46.52	1	BASEUNIT TYPE F0, BU20-P8+A4+0B	6ES7193-6BP20-0BF0	SIE	SIE.6ES7193-6BP20-0BF0
=V1KF1-KF46.53	1	ET 200SP, F-RQ 1x24VDC/24..230VAC/5A ST	6ES7136-6RA00-0BF0		SIE.6ES7136-6RA00-0BF0
=V1KF1-KF46.53	1	BASEUNIT TYPE F0, BU20-P8+A4+0B	6ES7193-6BP20-0BF0	SIE	SIE.6ES7193-6BP20-0BF0
=V1KF1-KF46.54	1	ET 200SP, F-RQ 1x24VDC/24..230VAC/5A ST	6ES7136-6RA00-0BF0		SIE.6ES7136-6RA00-0BF0
=V1KF1-KF46.54	1	BASEUNIT TYPE F0, BU20-P8+A4+0B	6ES7193-6BP20-0BF0	SIE	SIE.6ES7193-6BP20-0BF0
=V1KF1-KF100.46	1	SCALANCE XC208	6GK5208-0BA00-2AC2	SIE	SIE.6GK5208-0BA00-2AC2
=V1KF1-KF100.46-P1	1	Profinet cable - RJ45 plug to M12 Female receptacle; 1m long	RJ45S FKSDED 423-1M	TURCK	TUR.RJ45S FKSDED 423-1M
=V1KF1-KF100.46-P3	1	Profinet cable - RJ45 plug to M12 Female receptacle; 1m long	RJ45S FKSDED 423-1M	TURCK	TUR.RJ45S FKSDED 423-1M
=V1KF1-KF100.46-P4	1	Profinet cable - RJ45 plug to M12 Female receptacle; 1m long	RJ45S FKSDED 423-1M	TURCK	TUR.RJ45S FKSDED 423-1M
=V1KF1-KF100.46-P5	1	Profinet cable - RJ45 plug to M12 Female receptacle; 1m long	RJ45S FKSDED 423-1M	TURCK	TUR.RJ45S FKSDED 423-1M
=V1KF1-KF100.46-P6	1	Profinet cable - RJ45 plug to M12 Female receptacle; 1m long	RJ45S FKSDED 423-1M	TURCK	TUR.RJ45S FKSDED 423-1M
=V1KF1-UC01	1	Compact enclosure AX	AX.1050000		RIT.1050000
=V1UC46-M1	1	Ground bar kit, 5 positions.	ECGB5	SIE	US2.ECGB5
=V1UC46-M1	1	Wiring Duct Covers, PVC	C1.5LG6	PAN	PAN.C1.5LG6
=V1UC46-M1	1	Wiring Duct Covers, PVC	C2LG6	PAN	PAN.C2LG6
=V1UC46-M1	1	Wide Slotted Wiring Duct, PVC	G1.5X4LG6	PAN	PAN.G1.5X4LG6
=V1UC46-M1	1	Wide Slotted Wiring Duct, PVC	G2X4LG6	PAN	PAN.G2X4LG6
=V1UC46-M1	1	STAND.SECTIONAL RAIL 35MM, LENGTH 483MM	6ES5710-8MA11	Siemens AG	SIE.6ES5710-8MA11
=V1WC3-FC1	1	Miniature Circuit Breaker - SU200 M - 1P - C - 10 A	SU201M-C10	ABB	ABB.2CDS271337R0104
=V1WC3-FC1	1	S2C-H6RU - Auxiliary Contact	S2C-H6RU	ABB	ABB.2CDS200914R0001
=V1WC3-XD1	1	RECEPTACLE MINI 3P MALE 1M	RSF 36-1M W/LN	TURCK	TUR.RSF 36-1M W/LN
=V1WC4-FC11	1	4x3-10A	6EP1961-2BA41	SIE	SIE.6EP1961-2BA41
=V1WC4-TA1	1	SITOP PSU6200 1ph 24 V/20 A	6EP3336-7SB00-3AX0		SIE.6EP3336-7SB00-3AX0
=V1WC4-XD51	1	SWITCH	MGB-L2B-PNA-R-121859	EUCHNER	EUC.MGB-L2B-PNA-R-121859
=V1WC4-XD52	1	RECEPTACLE MINI 5P FEMALE 1M	RKF 50-1M/NPT	TURCK	TUR.RKF 50-1M/NPT
=V1WC4-XD53	1	RECEPTACLE MINI 5P FEMALE 1M	RKF 50-1M/NPT	TURCK	TUR.RKF 50-1M/NPT
=V1WC4-XD54	1	RECEPTACLE MINI 5P FEMALE 1M	RKF 50-1M/NPT	TURCK	TUR.RKF 50-1M/NPT

Parts list

F01_001

Device tag	Quantity	Designation	Type number	Supplier	Part number
=V1SF0PG1-PG1	1	SIMATIC HMI TP700 COMFORT	6AV2124-0GC01-0AX0	SIE	SIE.6AV2124-0GC01-0AX0
=V1SF0PG1-PG1	1	SIMATIC HMI SD MEMORY CARD 2 GB	6AV2181-8XP00-0AX0	SIE	SIE.6AV2181-8XP00-0AX0
=V1SF0PG1-PNET1	1	Profinet cable - RJ45 plug to M12 Female receptacle; 0.5m long	RJ45S FKSDED 423-0.5M	TURCK	TUR.RJ45S FKSDED 423-0.5M
=V1SF0PG1-UC01	1	Compact enclosure AX	AX.6315150	RIT	RIT.6315150
=V1SF0PG1-UC01	1	Accessory bag, for AX	AX.5051300	RIT	RIT.5051300
=V1SF0PG1-UC01	1	Mounting plate, for AX	AX.5051368	RIT	RIT.5051368
=V1SF0PG1-XD1	1	RECEPTACLE MINI 5P MALE 1M	RSF 50-1M/NPT	TURCK	TUR.RSF 50-1M/NPT

Parts list

F01_001

Device tag	Quantity	Designation	Type number	Supplier	Part number
=V1SF0PG1-XD1	1	RECEPTACLE MINI 5P MALE 1M	RSF 50-1M/NPT	TURCK	TUR.RSF 50-1M/NPT
=V1SF0PG2-PG1	1	SIMATIC HMI TP700 COMFORT	6AV2124-0GC01-0AX0	SIE	SIE.6AV2124-0GC01-0AX0
=V1SF0PG2-PG1	1	SIMATIC HMI SD MEMORY CARD 2 GB	6AV2181-8XP00-0AX0	SIE	SIE.6AV2181-8XP00-0AX0
=V1SF0PG2-PNET1	1	Profinet cable - RJ45 plug to M12 Female receptacle; 0.5m long	RJ45S FKSDED 423-0.5M	TURCK	TUR.RJ45S FKSDED 423-0.5M
=V1SF0PG2-UC01	1	Compact enclosure AX	AX.6315150	RIT	RIT.6315150
=V1SF0PG2-UC01	1	Accessory bag, for AX	AX.5051300	RIT	RIT.5051300
=V1SF0PG2-UC01	1	Mounting plate, for AX	AX.5051368	RIT	RIT.5051368

Parts list

F01_001

Device tag	Quantity	Designation	Type number	Supplier	Part number
=V1PZ1PF1-PF1	1	Signaling column connection element for pipe mounting incl. end cover and seal	8WD4408-0AA	SIE	SIE.8WD4408-0AA
=V1PZ1PF1-PF1	1	Tube with foot, tube length 100 mm, accessory for signaling columns 8WD44, D=70 mm	8WD4308-0DA	SIEMENS	SIE.8WD4308-0DA
=V1PZ1PF1-PF1	1	Signaling column multifunctional siren element different sounds can be set 24 V	8WD4420-0EA2		SIE.8WD4420-0EA2
=V1PZ1PF1-PF1	1	Signaling column continuous light element LED red, 24 V AC/DC	8WD4420-5AB	SIE	SIE.8WD4420-5AB
=V1PZ1PF1-PF1	1	Signaling column continuous light element LED green, 24 V AC/DC	8WD4420-5AC	SIE	SIE.8WD4420-5AC
=V1PZ1PF1-PF1	1	Signaling column continuous light element LED yellow, 24 V AC/DC	8WD4420-5AD	SIE	SIE.8WD4420-5AD
=V1PZ1PF1-PF1	1	Signaling column continuous light element LED blue, 24 V AC/DC	8WD4420-5AF	SIE	SIE.8WD4420-5AF
=V1PZ1PF1-UC01	1	Small enclosures KX	KX.1574000		RIT.1574000
=V1PZ1PF1-XD1	1	RECEPTACLE 1-1/8" MINIFAST 10P MALE 2M	RSF 106-2M/14.5/NPT/CS16486	TURCK	TUR.RSF 106-2M/14.5/NPT/CS16486

Parts list

F01_001

Device tag	Quantity	Designation	Type number	Supplier	Part number
=V1PZ1PF2-PF1	1	Signaling column connection element for pipe mounting incl. end cover and seal	8WD4408-0AA	SIE	SIE.8WD4408-0AA
=V1PZ1PF2-PF1	1	Tube with foot, tube length 100 mm, accessory for signaling columns 8WD44, D=70 mm	8WD4308-0DA	SIEMENS	SIE.8WD4308-0DA
=V1PZ1PF2-PF1	1	Signaling column multifunctional siren element different sounds can be set 24 V	8WD4420-0EA2		SIE.8WD4420-0EA2
=V1PZ1PF2-PF1	1	Signaling column continuous light element LED red, 24 V AC/DC	8WD4420-5AB	SIE	SIE.8WD4420-5AB
=V1PZ1PF2-PF1	1	Signaling column continuous light element LED green, 24 V AC/DC	8WD4420-5AC	SIE	SIE.8WD4420-5AC
=V1PZ1PF2-PF1	1	Signaling column continuous light element LED yellow, 24 V AC/DC	8WD4420-5AD	SIE	SIE.8WD4420-5AD
=V1PZ1PF2-PF1	1	Signaling column continuous light element LED blue, 24 V AC/DC	8WD4420-5AF	SIE	SIE.8WD4420-5AF
=V1PZ1PF2-UC01	1	Small enclosures KX	KX.1574000		RIT.1574000
=V1PZ1PF2-XD1	1	RECEPTACLE 1-1/8" MINIFAST 10P MALE 2M	RSF 106-2M/14.5/NPT/CS16486	TURCK	TUR.RSF 106-2M/14.5/NPT/CS16486

Parts list

F01_001

Device tag	Quantity	Designation	Type number	Supplier	Part number
=V1SF0SF1-SF1	1	Push-to-Stop, Twist-to-Release Electro-Mechanical Push Buttons	SSA-EBM Series	BANNER	BAN.SSA-EBM-12EB1Q8OTBB

+.UC62/1

+.UC72/1

			Date	8/29/2022	Volvo Trucks North America		Valiant TMS	Parts list : BAN.SSA-EBM-12EB1Q8OTBB - BAN.SSA-EBM-12EB1Q8OTBB	Drawing name:		=
			Ed.	MKLEPADLO							+ V1UC71
			Appr		P6700 Bodyside Sub - Robot Cell 2V11				Document type: EPB	Project nr: 22-16149	Page 1
Modification	Date	Name	Original		Replacement of	Replaced by	Scale 1:1				804

Parts list

F01_001

Device tag	Quantity	Designation	Type number	Supplier	Part number
=V1SF0SF2-SF1	1	Push-to-Stop, Twist-to-Release Electro-Mechanical Push Buttons	SSA-EBM Series	BANNER	BAN.SSA-EBM-12EB1Q8OTBB

+.UC71/1

+.UC161/1

			Date	8/29/2022	Volvo Trucks North America	Valiant TMS	Parts list : BAN.SSA-EBM-12EB1Q8OTBB - BAN.SSA-EBM-12EB1Q8OTBB	Drawing name:		=	
			Ed.	MKLEPADLO						+ V1UC72	
			Appr		P6700 Bodyside Sub - Robot Cell 2V11			Document type: EPB	Project nr: 22-16149		Page 1
Modification	Date	Name	Original		Replacement of / Replaced by	Scale 1:1					804

Parts list

F01_001

Device tag	Quantity	Designation	Type number	Supplier	Part number
=V1WC2-XG1	1	3P DISTRIBUTION BLOCK 1 LINE / 4 LOAD	MB-231-03	SYNDEVCO	MB-231-03
=V1WC2-XG2	1	3P GROUND BLOCK 3 LINE / 3 LOAD	STGS-3D-3D	SYNDEVCO	STGS-3D-3D
=WC1-WC1	1	Golvskåp TS 8 sidskåp	TS8	RIT	RIT.SETS8205SID5
=WC1-WC1	1	TS Trim panel, sides, H: 100 mm, for W: 500 mm, RAL 7022, sheet steel	TS.8601050	RIT	RIT.8601050
=WC1-WC1	1	TS Base/plinth component, rear, H: 100 mm, for W: 1200 mm, RAL 7022, sheet steel	TS.8601200	RIT	RIT.8601200
=WC1-WC1	1	TS Side panel, screw-fastened, for TS, TS IT, for WD: 2000x500 mm, Sheet steel	TS.8105235	RIT	RIT.8105235
=WC1-WC1	1	PS Wiring plan pockets, for TS, CM, SE, PC, TP pedestal, sheet steel	TS.4115000	RIT	RIT.4115000

Parts list

F01_001

Device tag	Quantity	Designation	Type number	Supplier	Part number
=V1WC2-XG1	1	3P DISTRIBUTION BLOCK 1 LINE / 4 LOAD	MB-231-03	SYNDEVCO	MB-231-03
=V1WC2-XG2	1	3P GROUND BLOCK 3 LINE / 3 LOAD	STGS-3D-3D	SYNDEVCO	STGS-3D-3D
=WC1-WC1	1	Golvskåp TS 8 sidskåp	TS8	RIT	RIT.SETS8205SID5
=WC1-WC1	1	TS Trim panel, sides, H: 100 mm, for W: 500 mm, RAL 7022, sheet steel	TS.8601050	RIT	RIT.8601050
=WC1-WC1	1	TS Base/plinth component, rear, H: 100 mm, for W: 1200 mm, RAL 7022, sheet steel	TS.8601200	RIT	RIT.8601200
=WC1-WC1	1	TS Side panel, screw-fastened, for TS, TS IT, for WD: 2000x500 mm, Sheet steel	TS.8105235	RIT	RIT.8105235
=WC1-WC1	1	PS Wiring plan pockets, for TS, CM, SE, PC, TP pedestal, sheet steel	TS.4115000	RIT	RIT.4115000

Parts list

F01_001

Device tag	Quantity	Designation	Type number	Supplier	Part number
=V1FQ1-QB1	1	MatGuard Safety Mat	440F-M2036HYNN	A-B	A-B.440F-M2036HYNN
=V1FQ1-QB2	1	MatGuard Safety Mat	440F-M2036HYNN	A-B	A-B.440F-M2036HYNN
=V1FQ1-QB3	1	MatGuard Safety Mat	440F-M2036HYNN	A-B	A-B.440F-M2036HYNN
=V1FQ1-QB4	1	MatGuard Safety Mat	440F-M2036HYNN	A-B	A-B.440F-M2036HYNN
=V1WR1BG0-BG01	1	Inductive slot sensor	SJ15-E2-V1-Y40122	P+F	P+F.SJ15-E2-V1-Y40122
=V1WR1BG0-BG02	0	Inductive sensor With WeldGuard™ coating	BI20U-CA40-AP6X2-H1141/S1590W/BS2.1	TURCK	TUR.BI20U-CA40-AP6X2-H1141/S1590W/BS2.1
=V1WR1BG0-BG03	0	Inductive sensor With WeldGuard™ coating	BI20U-CA40-AP6X2-H1141/S1590W/BS2.1	TURCK	TUR.BI20U-CA40-AP6X2-H1141/S1590W/BS2.1
=V1WR1BG0-BG04	0	Inductive sensor With WeldGuard™ coating	BI20U-CA40-AP6X2-H1141/S1590W/BS2.1	TURCK	TUR.BI20U-CA40-AP6X2-H1141/S1590W/BS2.1
=V1WR1BG0-BG05	0	Inductive sensor With WeldGuard™ coating	BI20U-CA40-AP6X2-H1141/S1590W/BS2.1	TURCK	TUR.BI20U-CA40-AP6X2-H1141/S1590W/BS2.1
=V1WR1KF1-KF1.11	1	Field bus, decentralized peripheral - digital I/O module	MVK-MPNIO F DI16/8 7/8" IRT		MURR.55556
=V1WR1KF2-KF2.11	1	Field bus, decentralized peripheral - digital I/O module	MVK-MPNIO F DI16/8 7/8" IRT		MURR.55556
=V1WR1KF2-XD1	1	MALE 5-PIN M12 FIELD ATTACHABLE CONNECTOR	BS 8251-0/PG9	TURCK	TUR.BS 8251-0/PG9
=V1WR1KF2-XD2	1	MALE 5-PIN M12 FIELD ATTACHABLE CONNECTOR	BS 8251-0/PG9	TURCK	TUR.BS 8251-0/PG9
=V1WR1KF2-XD3	1	MALE 5-PIN M12 FIELD ATTACHABLE CONNECTOR	BS 8251-0/PG9	TURCK	TUR.BS 8251-0/PG9
=V1WR1KF2-XD4	1	MALE 5-PIN M12 FIELD ATTACHABLE CONNECTOR	BS 8251-0/PG9	TURCK	TUR.BS 8251-0/PG9

Parts list

F01_001

Device tag	Quantity	Designation	Type number	Supplier	Part number
=V1WR1UQ51BG0-BG01	1	Inductive sensor With WeldGuard™ coating	BI20U-CA40-AP6X2-H1141/S1590W/BS2.1	TURCK	TUR.BI20U-CA40-AP6X2-H1141/S1590W/BS2.1
=V1WR1UQ51BG0-BG02	1	Inductive sensor	BI8U-Q08-AP6X2-0.2-RS4T/S1589	TURCK	TUR.BI8U-Q08-AP6X2-0.2-RS4T/S1589
=V1WR1UQ51BG0-BG03	1	Inductive sensor With WeldGuard™ coating	BI20U-CA40-AP6X2-H1141/S1590W/BS2.1	TURCK	TUR.BI20U-CA40-AP6X2-H1141/S1590W/BS2.1
=V1WR1UQ51BG0-BG04	1	Inductive sensor With WeldGuard™ coating	BI20U-CA40-AP6X2-H1141/S1590W/BS2.1	TURCK	TUR.BI20U-CA40-AP6X2-H1141/S1590W/BS2.1
=V1WR1UQ51BG0-BG05	1	Inductive sensor With WeldGuard™ coating	BI20U-CA40-AP6X2-H1141/S1590W/BS2.1	TURCK	TUR.BI20U-CA40-AP6X2-H1141/S1590W/BS2.1
=V1WR1UQ51BG0-BG06	1	Inductive sensor With WeldGuard™ coating	BI20U-CA40-AP6X2-H1141/S1590W/BS2.1	TURCK	TUR.BI20U-CA40-AP6X2-H1141/S1590W/BS2.1
=V1WR1UQ51BG0-BG07	1	Inductive sensor With WeldGuard™ coating	BI20U-CA40-AP6X2-H1141/S1590W/BS2.1	TURCK	TUR.BI20U-CA40-AP6X2-H1141/S1590W/BS2.1
=V1WR1UQ51BG0-BG08	1	Inductive sensor	BI8U-Q08-AP6X2-0.2-RS4T/S1589	TURCK	TUR.BI8U-Q08-AP6X2-0.2-RS4T/S1589
=V1WR1UQ51BG0-BG09	1	Inductive sensor With WeldGuard™ coating	BI8U-MT18-AP6X-H1141/S1589	TURCK	TUR.BI8U-MT18-AP6X-H1141/S1589
=V1WR1UQ51BG0-BG10	1	Inductive sensor	BI8U-Q08-AP6X2-0.2-RS4T/S1589	TURCK	TUR.BI8U-Q08-AP6X2-0.2-RS4T/S1589
=V1WR1UQ51BG0-BG11	1	Inductive sensor With WeldGuard™ coating	BI20U-CA40-AP6X2-H1141/S1590W/BS2.1	TURCK	TUR.BI20U-CA40-AP6X2-H1141/S1590W/BS2.1
=V1WR1UQ51BG0-BG12	1	Inductive sensor With WeldGuard™ coating	BI20U-CA40-AP6X2-H1141/S1590W/BS2.1	TURCK	TUR.BI20U-CA40-AP6X2-H1141/S1590W/BS2.1
=V1WR1UQ51BG0-BG13	1	Inductive sensor With WeldGuard™ coating	BI8U-MT18-AP6X-H1141/S1589	TURCK	TUR.BI8U-MT18-AP6X-H1141/S1589
=V1WR1UQ51BG0-XG1/2	1	Y splitter	U2-30676	TURCK	TUR.VB2-FSM 4.4/2FKM 4/S3450
=V1WR1UQ51BG0-XG3/4	1	Y splitter	U2-30676	TURCK	TUR.VB2-FSM 4.4/2FKM 4/S3450
=V1WR1UQ51BG0-XG6/7	1	Y splitter	U2-30676	TURCK	TUR.VB2-FSM 4.4/2FKM 4/S3450
=V1WR1UQ51BG0-XG8/9	1	Y splitter	U2-30676	TURCK	TUR.VB2-FSM 4.4/2FKM 4/S3450
=V1WR1UQ51BG0-XG10/11	1	Y splitter	U2-30676	TURCK	TUR.VB2-FSM 4.4/2FKM 4/S3450
=V1WR1UQ51BG0-XG12/13	1	Y splitter	U2-30676	TURCK	TUR.VB2-FSM 4.4/2FKM 4/S3450
=V1WR1UQ51KF1-KF1	0	Bus node	CPX-FB33	FES	FES.548755
=V1WR1UQ51KF1-KF1	0	Interlinking block	CPX-M-GE-EV-S-7/8-5POL	FES	FES.550208
=V1WR1UQ51KF1-KF1.11	0	Manifold block	CPX-M-AB-8-M12X2-5POL	FES	FES.549335
=V1WR1UQ51KF1-KF1.12	0	Manifold block	CPX-M-AB-8-M12X2-5POL	FES	FES.549335
=V1WR1UQ51KF1-KF1.13	0	Manifold block	CPX-M-AB-8-M12X2-5POL	FES	FES.549335
=V1WR1UQ51KF2-KF2	0	Bus node	CPX-FB33	FES	FES.548755
=V1WR1UQ51KF2-KF2	0	Interlinking block	CPX-M-GE-EV-S-7/8-5POL	FES	FES.550208
=V1WR1UQ51KF2-KF2.11	0	Manifold block	CPX-M-AB-8-M12X2-5POL	FES	FES.549335
=V1WR1UQ51KF2-KF2.12	0	Manifold block	CPX-M-AB-8-M12X2-5POL	FES	FES.549335
=V1WR1UQ51KF2-KF2.13	0	Manifold block	CPX-M-AB-8-M12X2-5POL	FES	FES.549335
=V1WR1UQ51WC4-XG51	1	TEE, 5-PIN MINI, STANDARD KEYWAY	U2109-9	TURCK	TUR.RSM-2RKM 50

Parts list

F01_001

Device tag	Quantity	Designation	Type number	Supplier	Part number
=V1WR1UQ51UQ1.1-BGR	1	Inductive sensor	BI2-CRS260-AP4X2-H1141/S34	TURCK	TUR.BI2-CRS260-AP4X2-H1141/S34
=V1WR1UQ51UQ1.1-BGS	1	Inductive sensor	BI2-CRS260-AP4X2-H1141/S34	TURCK	TUR.BI2-CRS260-AP4X2-H1141/S34
=V1WR1UQ51UQ1.1-XGR/S	1	Y splitter	U2-30676	TURCK	TUR.VB2-FSM 4.4/2FKM 4/S3450

Parts list

F01_001

Device tag	Quantity	Designation	Type number	Supplier	Part number
=V1WR1UQ51UQ1.2-BGR	1	Inductive sensor	BI2-CRS260-AP4X2-H1141/S34	TURCK	TUR.BI2-CRS260-AP4X2-H1141/S34
=V1WR1UQ51UQ1.2-BGS	1	Inductive sensor	BI2-CRS260-AP4X2-H1141/S34	TURCK	TUR.BI2-CRS260-AP4X2-H1141/S34
=V1WR1UQ51UQ1.2-XGR/S	1	Y splitter	U2-30676	TURCK	TUR.VB2-FSM 4.4/2FKM 4/S3450

Parts list

F01_001

Device tag	Quantity	Designation	Type number	Supplier	Part number
=V1WR1UQ51UQ1.3-BGS/R	1	Inductive sensor Monitoring Kit for Power Clamps	WWS001A	WELKER	WEL.WWS001A

+.WR1UQ51UQ1.2/1

+.WR1UQ51UQ2.1/1

			Date	8/31/2022	Volvo Trucks North America		Valiant TMS	Parts list : WEL.WWS001A - WEL.WWS001A	Drawing name: =2V11&EFS-EL	=	
			Ed.	KMAFFRE						+ V1WR1UQ51UQ1.3	
			Appr		P6700 Bodyside Sub - Robot Cell 2V11				Document type: EPB	Project nr: 22-16149	Page 1
Modification	Date	Name	Original		Replacement of	Replaced by	Scale 1:1				804

Parts list

F01_001

Device tag	Quantity	Designation	Type number	Supplier	Part number
=V1WR1UQ51UQ2.1-BGS/R	1	Inductive sensor Monitoring Kit for Power Clamps	1324644	TUNKERS	TUN.1324644

+.WR1UQ51UQ1.3/1

+.WR1UQ51UQ2.2/1

			Date	7/7/2022	Volvo Trucks North America		Valiant TMS	Parts list : TUN.1324644 - TUN.1324644	Drawing name: =2V11&EFS-EL	=	
			Ed.	KMAFFRE						+ V1WR1UQ51UQ2.1	
			Appr		P6700 Bodyside Sub - Robot Cell 2V11				Document type: EPB	Project nr: 22-16149	Page 1
Modification	Date	Name	Original		Replacement of	Replaced by	Scale 1:1				804

Parts list

F01_001

Device tag	Quantity	Designation	Type number	Supplier	Part number
=V1WR1UQ51UQ2.2-BGS/R	1	Inductive sensor Monitoring Kit for Power Clamps	1324644	TUNKERS	TUN.1324644

+.WR1UQ51UQ2.1/1

+.WR1UQ51UQ3.1/1

			Date	7/7/2022	Volvo Trucks North America		Valiant TMS	Parts list : TUN.1324644 - TUN.1324644	Drawing name: =2V11&EFS-EL	=	
			Ed.	KMAFFRE						+ V1WR1UQ51UQ2.2	
			Appr		P6700 Bodyside Sub - Robot Cell 2V11				Document type: EPB	Project nr: 22-16149	Page 1
Modification	Date	Name	Original		Replacement of	Replaced by	Scale 1:1				804

Parts list

F01_001

Device tag	Quantity	Designation	Type number	Supplier	Part number
=V1WR1UQ51UQ3.1-BGS/R	1	Inductive sensor Monitoring Kit for Power Clamps	1324638	TUNKERS	TUN.1324638

+.WR1UQ51UQ2.2/1

+.WR1UQ51UQ3.2/1

			Date	7/7/2022	Volvo Trucks North America		Valiant TMS	Parts list : TUN.1324638 - TUN.1324638	Drawing name: =2V11&EFS-EL	=	
			Ed.	KMAFFRE						+ V1WR1UQ51UQ3.1	
			Appr		P6700 Bodyside Sub - Robot Cell 2V11				Document type: EPB	Project nr: 22-16149	Page 1
Modification	Date	Name	Original		Replacement of	Replaced by	Scale 1:1				804

Parts list

F01_001

Device tag	Quantity	Designation	Type number	Supplier	Part number
=V1WR1UQ51UQ3.2-BGS/R	1	Inductive sensor Monitoring Kit for Power Clamps	1324644	TUNKERS	TUN.1324644

+.WR1UQ51UQ3.1/1

+.WR1UQ51UQ4.1/1

			Date	7/7/2022	Volvo Trucks North America		Valiant TMS	Parts list : TUN.1324644 - TUN.1324644	Drawing name: =2V11&EFS-EL	=	
			Ed.	KMAFFRE						+ V1WR1UQ51UQ3.2	
			Appr		P6700 Bodyside Sub - Robot Cell 2V11				Document type: EPB	Project nr: 22-16149	Page 1
Modification	Date	Name	Original		Replacement of	Replaced by	Scale 1:1				804

Parts list

F01_001

Device tag	Quantity	Designation	Type number	Supplier	Part number
=V1WR1UQ51UQ4.1-BGS/R	1	Inductive sensor Monitoring Kit for Power Clamps	1324644	TUNKERS	TUN.1324644

+.WR1UQ51UQ3.2/1

+.WR1UQ51UQ5.1/1

			Date	7/7/2022	Volvo Trucks North America		Valiant TMS	Parts list : TUN.1324644 - TUN.1324644	Drawing name: =2V11&EFS-EL	=	
			Ed.	KMAFFRE						+ V1WR1UQ51UQ4.1	
			Appr		P6700 Bodyside Sub - Robot Cell 2V11				Document type: EPB	Project nr: 22-16149	Page 1
Modification	Date	Name	Original		Replacement of	Replaced by	Scale 1:1				804

Parts list

F01_001

Device tag	Quantity	Designation	Type number	Supplier	Part number
=V1WR1UQ51UQ5.1-BGS/R	1	Inductive sensor Monitoring Kit for Power Clamps	1324638	TUNKERS	TUN.1324638

+.WR1UQ51UQ4.1/1

+.WR1UQ51UQ5.2/1

			Date	7/7/2022	Volvo Trucks North America		Valiant TMS	Parts list : TUN.1324638 - TUN.1324638	Drawing name: =2V11&EFS-EL	=	
			Ed.	KMAFFRE						+ V1WR1UQ51UQ5.1	
			Appr		P6700 Bodyside Sub - Robot Cell 2V11				Document type: EPB	Project nr: 22-16149	Page 1
Modification	Date	Name	Original		Replacement of	Replaced by	Scale 1:1				804

Parts list

F01_001

Device tag	Quantity	Designation	Type number	Supplier	Part number
=V1WR1UQ51UQ5.2-BGS/R	1	Inductive sensor Monitoring Kit for Power Clamps	1324644	TUNKERS	TUN.1324644

+.WR1UQ51UQ5.1/1

+.WR1UQ51UQ6.1/1

			Date	7/7/2022	Volvo Trucks North America		Valiant TMS	Parts list : TUN.1324644 - TUN.1324644	Drawing name: =2V11&EFS-EL	=	
			Ed.	KMAFFRE	P6700 Bodyside Sub - Robot Cell 2V11					+ V1WR1UQ51UQ5.2	
			Appr				Scale 1:1		Document type: EPB	Project nr: 22-16149	Page 1 / 804
Modification	Date	Name	Original		Replacement of	Replaced by					

Parts list

F01_001

Device tag	Quantity	Designation	Type number	Supplier	Part number
=V1WR1UQ51UQ6.1-BGR	1	Inductive sensor	BI2-CRS260-AP4X2-H1141/S34	TURCK	TUR.BI2-CRS260-AP4X2-H1141/S34
=V1WR1UQ51UQ6.1-BGS	1	Inductive sensor	BI2-CRS260-AP4X2-H1141/S34	TURCK	TUR.BI2-CRS260-AP4X2-H1141/S34
=V1WR1UQ51UQ6.1-XGR/S	1	Y splitter	U2-30676	TURCK	TUR.VB2-FSM 4.4/2FKM 4/S3450

Parts list

F01_001

Device tag	Quantity	Designation	Type number	Supplier	Part number
=V1WR1UQ51UQ7.1-BGS/R	1	Inductive sensor Monitoring Kit for Power Clamps	1324644	TUNKERS	TUN.1324644

+.WR1UQ51UQ6.1/1

+.WR1UQ51UQ8.1/1

			Date	7/7/2022	Volvo Trucks North America		Valiant TMS	Parts list : TUN.1324644 - TUN.1324644	Drawing name: =2V11&EFS-EL	=	
			Ed.	KMAFFRE						+ V1WR1UQ51UQ7.1	
			Appr		P6700 Bodyside Sub - Robot Cell 2V11				Document type: EPB	Project nr: 22-16149	Page 1
Modification	Date	Name	Original		Replacement of	Replaced by	Scale 1:1				804

Parts list

F01_001

Device tag	Quantity	Designation	Type number	Supplier	Part number
=V1WR1UQ51UQ8.1-BGS/R	1	Inductive sensor Monitoring Kit for Power Clamps	1324644	TUNKERS	TUN.1324644

+.WR1UQ51UQ7.1/1

+.WR1UQ51UQ9.1/1

			Date	7/7/2022	Volvo Trucks North America		Valiant TMS	Parts list : TUN.1324644 - TUN.1324644	Drawing name: =2V11&EFS-EL	=	
			Ed.	KMAFFRE						+ V1WR1UQ51UQ8.1	
			Appr		P6700 Bodyside Sub - Robot Cell 2V11				Document type: EPB	Project nr: 22-16149	Page 1
Modification	Date	Name	Original		Replacement of	Replaced by	Scale 1:1				804

Parts list

F01_001

Device tag	Quantity	Designation	Type number	Supplier	Part number
=V1WR1UQ51UQ9.1-BGR	1	Inductive sensor	BI2-CRS260-AP4X2-H1141/S34	TURCK	TUR.BI2-CRS260-AP4X2-H1141/S34
=V1WR1UQ51UQ9.1-BGS	1	Inductive sensor	BI2-CRS260-AP4X2-H1141/S34	TURCK	TUR.BI2-CRS260-AP4X2-H1141/S34
=V1WR1UQ51UQ9.1-XGR/S	1	Y splitter	U2-30676	TURCK	TUR.VB2-FSM 4.4/2FKM 4/S3450

Parts list

F01_001

Device tag	Quantity	Designation	Type number	Supplier	Part number
=V1WR1UQ51UQ10.1-BGR	1	Inductive sensor	BI2-CRS260-AP4X2-H1141/S34	TURCK	TUR.BI2-CRS260-AP4X2-H1141/S34
=V1WR1UQ51UQ10.1-BGS	1	Inductive sensor	BI2-CRS260-AP4X2-H1141/S34	TURCK	TUR.BI2-CRS260-AP4X2-H1141/S34
=V1WR1UQ51UQ10.1-XGR/S	1	Y splitter	U2-30676	TURCK	TUR.VB2-FSM 4.4/2FKM 4/S3450

Parts list

F01_001

Device tag	Quantity	Designation	Type number	Supplier	Part number
=V1WR1UQ51UQ11.1-BGS/R	1	Inductive sensor Monitoring Kit for Power Clamps	1324644	TUNKERS	TUN.1324644

Parts list

F01_001

Device tag	Quantity	Designation	Type number	Supplier	Part number
=V1WR1UQ51UQ11.2-BGS/R	1	Inductive sensor Monitoring Kit for Power Clamps	1324644	TUNKERS	TUN.1324644

Parts list

F01_001

Device tag	Quantity	Designation	Type number	Supplier	Part number
=V1WR1UQ51UQ11.3-BGS/R	1	Inductive sensor Monitoring Kit for Power Clamps	1324644	TUNKERS	TUN.1324644

Parts list

F01_001

Device tag	Quantity	Designation	Type number	Supplier	Part number
=V1WR1UQ51UQ11.4-BGS/R	1	Inductive sensor Monitoring Kit for Power Clamps	1324644	TUNKERS	TUN.1324644

+.WR1UQ51UQ11.3/1

+.WR1UQ51UQ12.1/1

			Date	7/7/2022	Volvo Trucks North America		Valiant TMS	Parts list : TUN.1324644 - TUN.1324644	Drawing name: =2V11&EFS-EL	= + V1WR1UQ51UQ11.4	
			Ed.	KMAFFRE	P6700 Bodyside Sub - Robot Cell 2V11						
			Appr				Scale 1:1		Document type: EPB	Project nr: 22-16149	Page 1 / 804
Modification	Date	Name	Original		Replacement of	Replaced by					

Parts list

F01_001

Device tag	Quantity	Designation	Type number	Supplier	Part number
=V1WR1UQ51UQ12.1-BGS/R	1	Inductive sensor Monitoring Kit for Power Clamps	285425	TUNKERS	TUN.285425

Parts list

F01_001

Device tag	Quantity	Designation	Type number	Supplier	Part number
=V1WR1UQ51UQ13.1-BGS/R	1	Inductive sensor Monitoring Kit for Power Clamps	1324644	TUNKERS	TUN.1324644

+.WR1UQ51UQ12.1/1

+.WR1UQ51UQ13.2/1

			Date	7/7/2022	Volvo Trucks North America		Valiant TMS	Parts list : TUN.1324644 - TUN.1324644	Drawing name: =2V11&EFS-EL	= + V1WR1UQ51UQ13.1	
			Ed.	KMAFFRE	P6700 Bodyside Sub - Robot Cell 2V11						
			Appr				Scale 1:1		Document type: EPB	Project nr: 22-16149	Page 1 / 804
Modification	Date	Name	Original		Replacement of	Replaced by					

Parts list

F01_001

Device tag	Quantity	Designation	Type number	Supplier	Part number
=V1WR1UQ51UQ13.2-BGS/R	1	Inductive sensor Monitoring Kit for Power Clamps	1324644	TUNKERS	TUN.1324644

Parts list

F01_001

Device tag	Quantity	Designation	Type number	Supplier	Part number
=V1WR1UQ51UQ14.1-BGS/R	1	Inductive sensor Monitoring Kit for Power Clamps	1324644	TUNKERS	TUN.1324644

+.WR1UQ51UQ13.2/1

+.WR1UQ51UQ15.1/1

			Date	7/7/2022	Volvo Trucks North America	Valiant TMS	Parts list : TUN.1324644 - TUN.1324644	Drawing name: =2V11&EFS-EL		=	
			Ed.	KMAFFRE	P6700 Bodyside Sub - Robot Cell 2V11					+ V1WR1UQ51UQ14.1	
			Appr			Scale 1:1		Document type: EPB	Project nr: 22-16149		Page 1 / 804
Modification	Date	Name	Original		Replacement of / Replaced by						

Parts list

F01_001

Device tag	Quantity	Designation	Type number	Supplier	Part number
=V1WR1UQ51UQ15.1-BGR	1	Inductive sensor	BI2-CRS260-AP4X2-H1141/S34	TURCK	TUR.BI2-CRS260-AP4X2-H1141/S34
=V1WR1UQ51UQ15.1-BGS	1	Inductive sensor	BI2-CRS260-AP4X2-H1141/S34	TURCK	TUR.BI2-CRS260-AP4X2-H1141/S34
=V1WR1UQ51UQ15.1-XGR/S	1	Y splitter	U2-30676	TURCK	TUR.VB2-FSM 4.4/2FKM 4/S3450

Parts list

F01_001

Device tag	Quantity	Designation	Type number	Supplier	Part number
=V1WR1UQ51UQ16.1-BGS/R	1	Inductive sensor Monitoring Kit for Power Clamps	1324644	TUNKERS	TUN.1324644

Parts list

F01_001

Device tag	Quantity	Designation	Type number	Supplier	Part number
=V1WR1UQ51UQ17.1-BGR	1	Inductive sensor	BI2-CRS260-AP4X2-H1141/S34	TURCK	TUR.BI2-CRS260-AP4X2-H1141/S34
=V1WR1UQ51UQ17.1-BGS	1	Inductive sensor	BI2-CRS260-AP4X2-H1141/S34	TURCK	TUR.BI2-CRS260-AP4X2-H1141/S34
=V1WR1UQ51UQ17.1-XGR/S	1	Y splitter	U2-30676	TURCK	TUR.VB2-FSM 4.4/2FKM 4/S3450

Parts list

F01_001

Device tag	Quantity	Designation	Type number	Supplier	Part number
=V1WR1UQ51UQ18.1-BGS/R	1	Inductive sensor Monitoring Kit for Power Clamps	1324644	TUNKERS	TUN.1324644

Parts list

F01_001

Device tag	Quantity	Designation	Type number	Supplier	Part number
=V1WR1UQ51UQ19.1-BGS/R	1	Inductive sensor Monitoring Kit for Power Clamps	WWS001A	WELKER	WEL.WWS001A

Parts list

F01_001

Device tag	Quantity	Designation	Type number	Supplier	Part number
=V1WR1UQ51UQ20.1-BGS/R	1	Inductive sensor Monitoring Kit for Power Clamps	285425	TUNKERS	TUN.285425

+.WR1UQ51UQ19.1/1

+.WR1UQ52/1

			Date	8/31/2022	Volvo Trucks North America		Valiant TMS	Parts list : TUN.285425 - TUN.285425	Drawing name: =2V11&EFS-EL	=	
			Ed.	KMAFFRE						+ V1WR1UQ51UQ20.1	
			Appr		P6700 Bodyside Sub - Robot Cell 2V11				Document type: EPB	Project nr: 22-16149	Page 1
Modification	Date	Name	Original		Replacement of	Replaced by	Scale 1:1				804

Parts list

F01_001

Device tag	Quantity	Designation	Type number	Supplier	Part number
=V1WR1UQ52BG0-BG01	1	Inductive sensor	1634994	TURCK	TUR.NI10U-MT12E-AP6X2-H1141/S1589
=V1WR1UQ52BG0-BG02	1	Inductive sensor	1634994	TURCK	TUR.NI10U-MT12E-AP6X2-H1141/S1589
=V1WR1UQ52BG0-BG03	1	Inductive sensor	1634994	TURCK	TUR.NI10U-MT12E-AP6X2-H1141/S1589
=V1WR1UQ52BG0-BG04	1	Inductive sensor	1634994	TURCK	TUR.NI10U-MT12E-AP6X2-H1141/S1589
=V1WR1UQ52BG0-BG05	1	Inductive sensor With WeldGuard™ coating	BI20U-CA40-AP6X2-H1141/S1590W/BS2.1	TURCK	TUR.BI20U-CA40-AP6X2-H1141/S1590W/BS2.1
=V1WR1UQ52BG0-BG06	1	Inductive sensor	1634994	TURCK	TUR.NI10U-MT12E-AP6X2-H1141/S1589
=V1WR1UQ52BG0-BG07	1	Inductive sensor With WeldGuard™ coating	BI20U-CA40-AP6X2-H1141/S1590W/BS2.1	TURCK	TUR.BI20U-CA40-AP6X2-H1141/S1590W/BS2.1
=V1WR1UQ52BG0-BG08	1	Inductive sensor	1634994	TURCK	TUR.NI10U-MT12E-AP6X2-H1141/S1589
=V1WR1UQ52BG0-BG09	1	Inductive sensor	1634994	TURCK	TUR.NI10U-MT12E-AP6X2-H1141/S1589
=V1WR1UQ52BG0-BG10	1	Inductive sensor	1634994	TURCK	TUR.NI10U-MT12E-AP6X2-H1141/S1589
=V1WR1UQ52BG0-BG11	1	Inductive sensor	BI8U-Q08-AP6X2-0.2-RS4T/S1589	TURCK	TUR.BI8U-Q08-AP6X2-0.2-RS4T/S1589
=V1WR1UQ52BG0-BG12	1	Inductive sensor	BI8U-Q08-AP6X2-0.2-RS4T/S1589	TURCK	TUR.BI8U-Q08-AP6X2-0.2-RS4T/S1589
=V1WR1UQ52BG0-BG13	1	Inductive sensor	BI8U-Q08-AP6X2-0.2-RS4T/S1589	TURCK	TUR.BI8U-Q08-AP6X2-0.2-RS4T/S1589
=V1WR1UQ52BG0-BG14	1	Inductive sensor	BI8U-Q08-AP6X2-0.2-RS4T/S1589	TURCK	TUR.BI8U-Q08-AP6X2-0.2-RS4T/S1589
=V1WR1UQ52BG0-XG1/2	1	Y splitter	U2-30676	TURCK	TUR.VB2-FSM 4.4/2FKM 4/S3450
=V1WR1UQ52BG0-XG3/4	1	Y splitter	U2-30676	TURCK	TUR.VB2-FSM 4.4/2FKM 4/S3450
=V1WR1UQ52BG0-XG5/6	1	Y splitter	U2-30676	TURCK	TUR.VB2-FSM 4.4/2FKM 4/S3450
=V1WR1UQ52BG0-XG7/8	1	Y splitter	U2-30676	TURCK	TUR.VB2-FSM 4.4/2FKM 4/S3450
=V1WR1UQ52BG0-XG9/10	1	Y splitter	U2-30676	TURCK	TUR.VB2-FSM 4.4/2FKM 4/S3450
=V1WR1UQ52BG0-XG11/13	1	Y splitter	U2-30676	TURCK	TUR.VB2-FSM 4.4/2FKM 4/S3450
=V1WR1UQ52BG0-XG12/14	1	Y splitter	U2-30676	TURCK	TUR.VB2-FSM 4.4/2FKM 4/S3450
=V1WR1UQ52KF1-KF1	0	Bus node	CPX-FB33	FES	FES.548755
=V1WR1UQ52KF1-KF1	0	Interlinking block	CPX-M-GE-EV-S-7/8-5POL	FES	FES.550208
=V1WR1UQ52KF1-KF1.11	0	Manifold block	CPX-M-AB-8-M12X2-5POL	FES	FES.549335
=V1WR1UQ52KF1-KF1.12	0	Manifold block	CPX-M-AB-8-M12X2-5POL	FES	FES.549335
=V1WR1UQ52KF1-KF1.13	0	Manifold block	CPX-M-AB-8-M12X2-5POL	FES	FES.549335
=V1WR1UQ52KF1-KF1.14	0	Manifold block	CPX-M-AB-8-M12X2-5POL	FES	FES.549335

Parts list

F01_001

Device tag	Quantity	Designation	Type number	Supplier	Part number
=V1WR1UQ52UQ1.1-BGR	1	Inductive sensor	BI2-CRS260-AP4X2-H1141/S34	TURCK	TUR.BI2-CRS260-AP4X2-H1141/S34
=V1WR1UQ52UQ1.1-BGS	1	Inductive sensor	BI2-CRS260-AP4X2-H1141/S34	TURCK	TUR.BI2-CRS260-AP4X2-H1141/S34
=V1WR1UQ52UQ1.1-XGR/S	1	Y splitter	U2-30676	TURCK	TUR.VB2-FSM 4.4/2FKM 4/S3450

Parts list

F01_001

Device tag	Quantity	Designation	Type number	Supplier	Part number
=V1WR1UQ52UQ1.2-BGR	1	Inductive sensor	BI2-CRS260-AP4X2-H1141/S34	TURCK	TUR.BI2-CRS260-AP4X2-H1141/S34
=V1WR1UQ52UQ1.2-BGS	1	Inductive sensor	BI2-CRS260-AP4X2-H1141/S34	TURCK	TUR.BI2-CRS260-AP4X2-H1141/S34
=V1WR1UQ52UQ1.2-XGR/S	1	Y splitter	U2-30676	TURCK	TUR.VB2-FSM 4.4/2FKM 4/S3450

Parts list

F01_001

Device tag	Quantity	Designation	Type number	Supplier	Part number
=V1WR1UQ52UQ2.1-BGS/R	1	Inductive sensor Monitoring Kit for Power Clamps	WWS001A	WELKER	WEL.WWS001A

+.WR1UQ52UQ1.2/1

+.WR1UQ52UQ2.2/1

			Date	8/31/2022	Volvo Trucks North America		Valiant TMS	Parts list : WEL.WWS001A - WEL.WWS001A	Drawing name: =2V11&EFS-EL	=	
			Ed.	KMAFFRE						+ V1WR1UQ52UQ2.1	
			Appr		P6700 Bodyside Sub - Robot Cell 2V11				Document type: EPB	Project nr: 22-16149	Page 1
Modification	Date	Name	Original		Replacement of	Replaced by	Scale 1:1				804

Parts list

F01_001

Device tag	Quantity	Designation	Type number	Supplier	Part number
=V1WR1UQ52UQ2.2-BGR	1	Inductive sensor	BI8U-MT18M-AP6X2-H1141/S1589		TUR.16447411
=V1WR1UQ52UQ2.2-BGS	1	Inductive sensor	BI8U-MT18M-AP6X2-H1141/S1589		TUR.16447411
=V1WR1UQ52UQ2.2-XGR/S	1	Y splitter	U2-30676	TURCK	TUR.VB2-FSM 4.4/2FKM 4/S3450

Parts list

F01_001

Device tag	Quantity	Designation	Type number	Supplier	Part number
=V1WR1UQ52UQ2.3-BGS/R	1	Inductive sensor Monitoring Kit for Power Clamps	WWS001A	WELKER	WEL.WWS001A

+.WR1UQ52UQ2.2/1

+.WR1UQ52UQ2.4/1

			Date	8/31/2022	Volvo Trucks North America		Valiant TMS	Parts list : WEL.WWS001A - WEL.WWS001A	Drawing name: =2V11&EFS-EL	=	
			Ed.	KMAFFRE						+ V1WR1UQ52UQ2.3	
			Appr		P6700 Bodyside Sub - Robot Cell 2V11				Document type: EPB	Project nr: 22-16149	Page 1
Modification	Date	Name	Original		Replacement of	Replaced by	Scale 1:1				804

Parts list

F01_001

Device tag	Quantity	Designation	Type number	Supplier	Part number
=V1WR1UQ52UQ2.4-BGR	1	Inductive sensor	BI8U-MT18M-AP6X2-H1141/S1589		TUR.16447411
=V1WR1UQ52UQ2.4-BGS	1	Inductive sensor	BI8U-MT18M-AP6X2-H1141/S1589		TUR.16447411
=V1WR1UQ52UQ2.4-XGR/S	1	Y splitter	U2-30676	TURCK	TUR.VB2-FSM 4.4/2FKM 4/S3450

Parts list

F01_001

Device tag	Quantity	Designation	Type number	Supplier	Part number
=V1WR1UQ52UQ3.1-BGS/R	1	Inductive sensor Monitoring Kit for Power Clamps	1324644	TUNKERS	TUN.1324644

+.WR1UQ52UQ2.4/1

+.WR1UQ52UQ3.2/1

			Date	7/7/2022	Volvo Trucks North America		Valiant TMS	Parts list : TUN.1324644 - TUN.1324644	Drawing name: =2V11&EFS-EL	=	
			Ed.	KMAFFRE						+ V1WR1UQ52UQ3.1	
			Appr		P6700 Bodyside Sub - Robot Cell 2V11				Document type: EPB	Project nr: 22-16149	Page 1
Modification	Date	Name	Original		Replacement of	Replaced by	Scale 1:1				804

Parts list

F01_001

Device tag	Quantity	Designation	Type number	Supplier	Part number
=V1WR1UQ52UQ3.2-BGS/R	1	Inductive sensor Monitoring Kit for Power Clamps	1324644	TUNKERS	TUN.1324644

+.WR1UQ52UQ3.1/1

+.WR1UQ52UQ3.3/1

			Date	7/7/2022	Volvo Trucks North America		Valiant TMS	Parts list : TUN.1324644 - TUN.1324644	Drawing name: =2V11&EFS-EL	=	
			Ed.	KMAFFRE						+ V1WR1UQ52UQ3.2	
			Appr		P6700 Bodyside Sub - Robot Cell 2V11				Document type: EPB	Project nr: 22-16149	Page 1
Modification	Date	Name	Original		Replacement of	Replaced by	Scale 1:1				804

Parts list

F01_001

Device tag	Quantity	Designation	Type number	Supplier	Part number
=V1WR1UQ52UQ3.3-BGS/R	1	Inductive sensor Monitoring Kit for Power Clamps	1324644	TUNKERS	TUN.1324644

+.WR1UQ52UQ3.2/1

+.WR1UQ52UQ3.4/1

			Date	7/7/2022	Volvo Trucks North America		Valiant TMS	Parts list : TUN.1324644 - TUN.1324644	Drawing name: =2V11&EFS-EL	= + V1WR1UQ52UQ3.3	
			Ed.	KMAFFRE	P6700 Bodyside Sub - Robot Cell 2V11						
			Appr				Scale 1:1		Document type: EPB	Project nr: 22-16149	Page 1 / 804
Modification	Date	Name	Original		Replacement of	Replaced by					

Parts list

F01_001

Device tag	Quantity	Designation	Type number	Supplier	Part number
=V1WR1UQ52UQ3.4-BGS/R	1	Inductive sensor Monitoring Kit for Power Clamps	1324644	TUNKERS	TUN.1324644

+.WR1UQ52UQ3.3/1

+.WR1UQ52UQ4.1/1

			Date	7/7/2022	Volvo Trucks North America		Valiant TMS	Parts list : TUN.1324644 - TUN.1324644	Drawing name: =2V11&EFS-EL	=	
			Ed.	KMAFFRE						+ V1WR1UQ52UQ3.4	
			Appr		P6700 Bodyside Sub - Robot Cell 2V11				Document type: EPB	Project nr: 22-16149	Page 1
Modification	Date	Name	Original		Replacement of	Replaced by	Scale 1:1				804

Parts list

F01_001

Device tag	Quantity	Designation	Type number	Supplier	Part number
=V1WR1UQ52UQ4.1-BGS/R	1	Inductive sensor Monitoring Kit for Power Clamps	1324644	TUNKERS	TUN.1324644

+.WR1UQ52UQ3.4/1

+.WR1UQ52UQ4.2/1

			Date	7/7/2022	Volvo Trucks North America		Valiant TMS	Parts list : TUN.1324644 - TUN.1324644	Drawing name: =2V11&EFS-EL	=	
			Ed.	KMAFFRE						+ V1WR1UQ52UQ4.1	
			Appr		P6700 Bodyside Sub - Robot Cell 2V11				Document type: EPB	Project nr: 22-16149	Page 1
Modification	Date	Name	Original		Replacement of	Replaced by	Scale 1:1				804

Parts list

F01_001

Device tag	Quantity	Designation	Type number	Supplier	Part number
=V1WR1UQ52UQ4.2-BGS/R	1	Inductive sensor Monitoring Kit for Power Clamps	1324644	TUNKERS	TUN.1324644

+.WR1UQ52UQ4.1/1

+.WR1UQ52UQ5.1/1

			Date	7/7/2022	Volvo Trucks North America		Valiant TMS	Parts list : TUN.1324644 - TUN.1324644	Drawing name: =2V11&EFS-EL	=	
			Ed.	KMAFFRE						+ V1WR1UQ52UQ4.2	
			Appr		P6700 Bodyside Sub - Robot Cell 2V11				Document type: EPB	Project nr: 22-16149	Page 1
Modification	Date	Name	Original		Replacement of	Replaced by	Scale 1:1				804

Parts list

F01_001

Device tag	Quantity	Designation	Type number	Supplier	Part number
=V1WR1UQ52UQ5.1-BGS/R	1	Inductive sensor Monitoring Kit for Power Clamps	1324644	TUNKERS	TUN.1324644

+.WR1UQ52UQ4.2/1

+.WR1UQ52UQ5.2/1

			Date	7/7/2022	Volvo Trucks North America		Valiant TMS	Parts list : TUN.1324644 - TUN.1324644	Drawing name: =2V11&EFS-EL	=	
			Ed.	KMAFFRE						+ V1WR1UQ52UQ5.1	
			Appr		P6700 Bodyside Sub - Robot Cell 2V11				Document type: EPB	Project nr: 22-16149	Page 1
Modification	Date	Name	Original		Replacement of	Replaced by	Scale 1:1				804

Parts list

F01_001

Device tag	Quantity	Designation	Type number	Supplier	Part number
=V1WR1UQ52UQ5.2-BGS/R	1	Inductive sensor Monitoring Kit for Power Clamps	1324644	TUNKERS	TUN.1324644

+.WR1UQ52UQ5.1/1

+.WR1UQ52UQ6.1/1

			Date	7/7/2022	Volvo Trucks North America		Valiant TMS	Parts list : TUN.1324644 - TUN.1324644	Drawing name: =2V11&EFS-EL	=	
			Ed.	KMAFFRE	P6700 Bodyside Sub - Robot Cell 2V11					+ V1WR1UQ52UQ5.2	
			Appr				Scale 1:1		Document type: EPB	Project nr: 22-16149	Page 1 / 804
Modification	Date	Name	Original		Replacement of	Replaced by					

Parts list

F01_001

Device tag	Quantity	Designation	Type number	Supplier	Part number
=V1WR1UQ52UQ6.1-BGS/R	1	Inductive sensor Monitoring Kit for Power Clamps	1324644	TUNKERS	TUN.1324644

+.WR1UQ52UQ5.2/1

+.WR1UQ52UQ6.2/1

			Date	7/7/2022	Volvo Trucks North America		Valiant TMS	Parts list : TUN.1324644 - TUN.1324644	Drawing name: =2V11&EFS-EL	=	
			Ed.	KMAFFRE						+ V1WR1UQ52UQ6.1	
			Appr		P6700 Bodyside Sub - Robot Cell 2V11				Document type: EPB	Project nr: 22-16149	Page 1
Modification	Date	Name	Original		Replacement of	Replaced by	Scale 1:1				804

Parts list

F01_001

Device tag	Quantity	Designation	Type number	Supplier	Part number
=V1WR1UQ52UQ6.2-BGS/R	1	Inductive sensor Monitoring Kit for Power Clamps	1324644	TUNKERS	TUN.1324644

+.WR1UQ52UQ6.1/1

+.WR1UQ52UQ7.1/1

			Date	7/7/2022	Volvo Trucks North America		Valiant TMS	Parts list : TUN.1324644 - TUN.1324644	Drawing name: =2V11&EFS-EL	=	
			Ed.	KMAFFRE						+ V1WR1UQ52UQ6.2	
			Appr		P6700 Bodyside Sub - Robot Cell 2V11				Document type: EPB	Project nr: 22-16149	Page 1
Modification	Date	Name	Original		Replacement of	Replaced by	Scale 1:1				804

Parts list

F01_001

Device tag	Quantity	Designation	Type number	Supplier	Part number
=V1WR1UQ52UQ7.1-BGR	1	Inductive sensor	BI2-CRS260-AP4X2-H1141/S34	TURCK	TUR.BI2-CRS260-AP4X2-H1141/S34
=V1WR1UQ52UQ7.1-BGS	1	Inductive sensor	BI2-CRS260-AP4X2-H1141/S34	TURCK	TUR.BI2-CRS260-AP4X2-H1141/S34
=V1WR1UQ52UQ7.1-XGR/S	1	Y splitter	U2-30676	TURCK	TUR.VB2-FSM 4.4/2FKM 4/S3450

Parts list

F01_001

Device tag	Quantity	Designation	Type number	Supplier	Part number
=V1WR1UQ52UQ7.2-BGR	1	Inductive sensor	BI2-CRS260-AP4X2-H1141/S34	TURCK	TUR.BI2-CRS260-AP4X2-H1141/S34
=V1WR1UQ52UQ7.2-BGS	1	Inductive sensor	BI2-CRS260-AP4X2-H1141/S34	TURCK	TUR.BI2-CRS260-AP4X2-H1141/S34
=V1WR1UQ52UQ7.2-XGR/S	1	Y splitter	U2-30676	TURCK	TUR.VB2-FSM 4.4/2FKM 4/S3450

Parts list

F01_001

Device tag	Quantity	Designation	Type number	Supplier	Part number
=V1WR1UQ52UQ8.1-BGR	1	Inductive sensor	BI2-CRS260-AP4X2-H1141/S34	TURCK	TUR.BI2-CRS260-AP4X2-H1141/S34
=V1WR1UQ52UQ8.1-BGS	1	Inductive sensor	BI2-CRS260-AP4X2-H1141/S34	TURCK	TUR.BI2-CRS260-AP4X2-H1141/S34
=V1WR1UQ52UQ8.1-XGR/S	1	Y splitter	U2-30676	TURCK	TUR.VB2-FSM 4.4/2FKM 4/S3450

Parts list

F01_001

Device tag	Quantity	Designation	Type number	Supplier	Part number
=V1WR1UQ52UQ8.2-BGR	1	Inductive sensor	BI2-CRS260-AP4X2-H1141/S34	TURCK	TUR.BI2-CRS260-AP4X2-H1141/S34
=V1WR1UQ52UQ8.2-BGS	1	Inductive sensor	BI2-CRS260-AP4X2-H1141/S34	TURCK	TUR.BI2-CRS260-AP4X2-H1141/S34
=V1WR1UQ52UQ8.2-XGR/S	1	Y splitter	U2-30676	TURCK	TUR.VB2-FSM 4.4/2FKM 4/S3450

Parts list

F01_001

Device tag	Quantity	Designation	Type number	Supplier	Part number
=V1WR1UQ52UQ9.1-BGS/R	1	Inductive sensor Monitoring Kit for Power Clamps	WWS001A	WELKER	WEL.WWS001A

+.WR1UQ52UQ8.2/1

+.WR1UQ52UQ9.2/1

			Date	9/6/2022	Volvo Trucks North America		Valiant TMS	Parts list : WEL.WWS001A - WEL.WWS001A	Drawing name:	=	
			Ed.	KMAFFRE						+ V1WR1UQ52UQ9.1	
			Appr		P6700 Bodyside Sub - Robot Cell 2V11				Document type: EPB	Project nr: 22-16149	Page 1
Modification	Date	Name	Original		Replacement of	Replaced by	Scale 1:1				804

Parts list

F01_001

Device tag	Quantity	Designation	Type number	Supplier	Part number
=V1WR1UQ52UQ9.2-BGS/R	1	Inductive sensor Monitoring Kit for Power Clamps	WWS001A	WELKER	WEL.WWS001A

+.WR1UQ52UQ9.1/1

+.WR1UQ53/1

			Date	9/6/2022	Volvo Trucks North America		Valiant TMS	Parts list : WEL.WWS001A - WEL.WWS001A	Drawing name:	=	
			Ed.	KMAFFRE						+ V1WR1UQ52UQ9.2	
			Appr		P6700 Bodyside Sub - Robot Cell 2V11				Document type:	Project nr:	Page 1
Modification	Date	Name	Original		Replacement of	Replaced by	Scale 1:1		EPB	22-16149	804

Parts list

F01_001

Device tag	Quantity	Designation	Type number	Supplier	Part number
=V1WR1UQ53BG0-BG01	1	Inductive sensor With WeldGuard™ coating	BI20U-CA40-AP6X2-H1141/S1590W/BS2.1	TURCK	TUR.BI20U-CA40-AP6X2-H1141/S1590W/BS2.1
=V1WR1UQ53BG0-BG02	1	Inductive sensor	BI8U-Q08-AP6X2-0.2-RS4T/S1589	TURCK	TUR.BI8U-Q08-AP6X2-0.2-RS4T/S1589
=V1WR1UQ53BG0-BG03	1	Inductive sensor With WeldGuard™ coating	BI20U-CA40-AP6X2-H1141/S1590W/BS2.1	TURCK	TUR.BI20U-CA40-AP6X2-H1141/S1590W/BS2.1
=V1WR1UQ53BG0-BG04	1	Inductive sensor With WeldGuard™ coating	BI20U-CA40-AP6X2-H1141/S1590W/BS2.1	TURCK	TUR.BI20U-CA40-AP6X2-H1141/S1590W/BS2.1
=V1WR1UQ53BG0-BG05	1	Inductive sensor With WeldGuard™ coating	BI20U-CA40-AP6X2-H1141/S1590W/BS2.1	TURCK	TUR.BI20U-CA40-AP6X2-H1141/S1590W/BS2.1
=V1WR1UQ53BG0-BG06	1	Inductive sensor With WeldGuard™ coating	BI20U-CA40-AP6X2-H1141/S1590W/BS2.1	TURCK	TUR.BI20U-CA40-AP6X2-H1141/S1590W/BS2.1
=V1WR1UQ53BG0-BG07	1	Inductive sensor With WeldGuard™ coating	BI20U-CA40-AP6X2-H1141/S1590W/BS2.1	TURCK	TUR.BI20U-CA40-AP6X2-H1141/S1590W/BS2.1
=V1WR1UQ53BG0-BG08	1	Inductive sensor	BI8U-Q08-AP6X2-0.2-RS4T/S1589	TURCK	TUR.BI8U-Q08-AP6X2-0.2-RS4T/S1589
=V1WR1UQ53BG0-BG09	1	Inductive sensor With WeldGuard™ coating	BI8U-MT18-AP6X-H1141/S1589	TURCK	TUR.BI8U-MT18-AP6X-H1141/S1589
=V1WR1UQ53BG0-BG10	1	Inductive sensor	BI8U-Q08-AP6X2-0.2-RS4T/S1589	TURCK	TUR.BI8U-Q08-AP6X2-0.2-RS4T/S1589
=V1WR1UQ53BG0-BG11	1	Inductive sensor With WeldGuard™ coating	BI20U-CA40-AP6X2-H1141/S1590W/BS2.1	TURCK	TUR.BI20U-CA40-AP6X2-H1141/S1590W/BS2.1
=V1WR1UQ53BG0-BG12	1	Inductive sensor With WeldGuard™ coating	BI20U-CA40-AP6X2-H1141/S1590W/BS2.1	TURCK	TUR.BI20U-CA40-AP6X2-H1141/S1590W/BS2.1
=V1WR1UQ53BG0-BG13	1	Inductive sensor With WeldGuard™ coating	BI8U-MT18-AP6X-H1141/S1589	TURCK	TUR.BI8U-MT18-AP6X-H1141/S1589
=V1WR1UQ53BG0-XG1/2	1	Y splitter	U2-30676	TURCK	TUR.VB2-FSM 4.4/2FKM 4/S3450
=V1WR1UQ53BG0-XG3/4	1	Y splitter	U2-30676	TURCK	TUR.VB2-FSM 4.4/2FKM 4/S3450
=V1WR1UQ53BG0-XG6/7	1	Y splitter	U2-30676	TURCK	TUR.VB2-FSM 4.4/2FKM 4/S3450
=V1WR1UQ53BG0-XG8/9	1	Y splitter	U2-30676	TURCK	TUR.VB2-FSM 4.4/2FKM 4/S3450
=V1WR1UQ53BG0-XG10/11	1	Y splitter	U2-30676	TURCK	TUR.VB2-FSM 4.4/2FKM 4/S3450
=V1WR1UQ53BG0-XG12/13	1	Y splitter	U2-30676	TURCK	TUR.VB2-FSM 4.4/2FKM 4/S3450
=V1WR1UQ53KF1-KF1	0	Bus node	CPX-FB33	FES	FES.548755
=V1WR1UQ53KF1-KF1	0	Interlinking block	CPX-M-GE-EV-S-7/8-5POL	FES	FES.550208
=V1WR1UQ53KF1-KF1.11	0	Manifold block	CPX-M-AB-8-M12X2-5POL	FES	FES.549335
=V1WR1UQ53KF1-KF1.12	0	Manifold block	CPX-M-AB-8-M12X2-5POL	FES	FES.549335
=V1WR1UQ53KF1-KF1.13	0	Manifold block	CPX-M-AB-8-M12X2-5POL	FES	FES.549335
=V1WR1UQ53KF2-KF2	0	Bus node	CPX-FB33	FES	FES.548755
=V1WR1UQ53KF2-KF2	0	Interlinking block	CPX-M-GE-EV-S-7/8-5POL	FES	FES.550208
=V1WR1UQ53KF2-KF2.11	0	Manifold block	CPX-M-AB-8-M12X2-5POL	FES	FES.549335
=V1WR1UQ53KF2-KF2.12	0	Manifold block	CPX-M-AB-8-M12X2-5POL	FES	FES.549335
=V1WR1UQ53KF2-KF2.13	0	Manifold block	CPX-M-AB-8-M12X2-5POL	FES	FES.549335
=V1WR1UQ53WC4-XG53	1	TEE, 5-PIN MINI, STANDARD KEYWAY	U2109-9	TURCK	TUR.RSM-2RKM 50

Parts list

F01_001

Device tag	Quantity	Designation	Type number	Supplier	Part number
=V1WR1UQ53UQ1.1-BGR	1	Inductive sensor	BI2-CRS260-AP4X2-H1141/S34	TURCK	TUR.BI2-CRS260-AP4X2-H1141/S34
=V1WR1UQ53UQ1.1-BGS	1	Inductive sensor	BI2-CRS260-AP4X2-H1141/S34	TURCK	TUR.BI2-CRS260-AP4X2-H1141/S34
=V1WR1UQ53UQ1.1-XGR/S	1	Y splitter	U2-30676	TURCK	TUR.VB2-FSM 4.4/2FKM 4/S3450

Parts list

F01_001

Device tag	Quantity	Designation	Type number	Supplier	Part number
=V1WR1UQ53UQ1.2-BGR	1	Inductive sensor	BI2-CRS260-AP4X2-H1141/S34	TURCK	TUR.BI2-CRS260-AP4X2-H1141/S34
=V1WR1UQ53UQ1.2-BGS	1	Inductive sensor	BI2-CRS260-AP4X2-H1141/S34	TURCK	TUR.BI2-CRS260-AP4X2-H1141/S34
=V1WR1UQ53UQ1.2-XGR/S	1	Y splitter	U2-30676	TURCK	TUR.VB2-FSM 4.4/2FKM 4/S3450

Parts list

F01_001

Device tag	Quantity	Designation	Type number	Supplier	Part number
=V1WR1UQ53UQ1.3-BGS/R	1	Inductive sensor Monitoring Kit for Power Clamps	WWS001A	WELKER	WEL.WWS001A

+.WR1UQ53UQ1.2/1

+.WR1UQ53UQ2.1/1

			Date	8/31/2022	Volvo Trucks North America		Valiant TMS	Parts list : WEL.WWS001A - WEL.WWS001A	Drawing name: =2V11&EFS-EL	=	
			Ed.	KMAFFRE						+ V1WR1UQ53UQ1.3	
			Appr		P6700 Bodyside Sub - Robot Cell 2V11				Document type: EPB	Project nr: 22-16149	Page 1
Modification	Date	Name	Original		Replacement of	Replaced by	Scale 1:1				804

Parts list

F01_001

Device tag	Quantity	Designation	Type number	Supplier	Part number
=V1WR1UQ53UQ2.1-BGS/R	1	Inductive sensor Monitoring Kit for Power Clamps	1324644	TUNKERS	TUN.1324644

+.WR1UQ53UQ1.3/1

+.WR1UQ53UQ2.2/1

			Date	7/7/2022	Volvo Trucks North America		Valiant TMS	Parts list : TUN.1324644 - TUN.1324644	Drawing name: =2V11&EFS-EL	=	
			Ed.	KMAFFRE						+ V1WR1UQ53UQ2.1	
			Appr		P6700 Bodyside Sub - Robot Cell 2V11				Document type: EPB	Project nr: 22-16149	Page 1
Modification	Date	Name	Original		Replacement of	Replaced by	Scale 1:1				804

Parts list

F01_001

Device tag	Quantity	Designation	Type number	Supplier	Part number
=V1WR1UQ53UQ2.2-BGS/R	1	Inductive sensor Monitoring Kit for Power Clamps	1324644	TUNKERS	TUN.1324644

+.WR1UQ53UQ2.1/1

+.WR1UQ53UQ3.1/1

			Date	7/7/2022	Volvo Trucks North America		Valiant TMS	Parts list : TUN.1324644 - TUN.1324644	Drawing name: =2V11&EFS-EL	=	
			Ed.	KMAFFRE						+ V1WR1UQ53UQ2.2	
			Appr		P6700 Bodyside Sub - Robot Cell 2V11				Document type: EPB	Project nr: 22-16149	Page 1
Modification	Date	Name	Original		Replacement of	Replaced by	Scale 1:1				804

Parts list

F01_001

Device tag	Quantity	Designation	Type number	Supplier	Part number
=V1WR1UQ53UQ3.1-BGS/R	1	Inductive sensor Monitoring Kit for Power Clamps	1324638	TUNKERS	TUN.1324638

+.WR1UQ53UQ2.2/1

+.WR1UQ53UQ3.2/1

			Date	7/7/2022	Volvo Trucks North America		Valiant TMS	Parts list : TUN.1324638 - TUN.1324638	Drawing name: =2V11&EFS-EL		=
			Ed.	KMAFFRE							+ V1WR1UQ53UQ3.1
			Appr		P6700 Bodyside Sub - Robot Cell 2V11				Document type: EPB	Project nr: 22-16149	Page 1
Modification	Date	Name	Original		Replacement of	Replaced by	Scale 1:1				804

Parts list

F01_001

Device tag	Quantity	Designation	Type number	Supplier	Part number
=V1WR1UQ53UQ3.2-BGS/R	1	Inductive sensor Monitoring Kit for Power Clamps	1324644	TUNKERS	TUN.1324644

+.WR1UQ53UQ3.1/1

+.WR1UQ53UQ4.1/1

			Date	7/7/2022	Volvo Trucks North America		Valiant TMS	Parts list : TUN.1324644 - TUN.1324644	Drawing name: =2V11&EFS-EL	=	
			Ed.	KMAFFRE						+ V1WR1UQ53UQ3.2	
			Appr		P6700 Bodyside Sub - Robot Cell 2V11				Document type: EPB	Project nr: 22-16149	Page 1
Modification	Date	Name	Original		Replacement of	Replaced by	Scale 1:1				804

Parts list

F01_001

Device tag	Quantity	Designation	Type number	Supplier	Part number
=V1WR1UQ53UQ4.1-BGS/R	1	Inductive sensor Monitoring Kit for Power Clamps	1324644	TUNKERS	TUN.1324644

+.WR1UQ53UQ3.2/1

+.WR1UQ53UQ5.1/1

			Date	7/7/2022	Volvo Trucks North America		Valiant TMS	Parts list : TUN.1324644 - TUN.1324644	Drawing name: =2V11&EFS-EL	=	
			Ed.	KMAFFRE						+ V1WR1UQ53UQ4.1	
			Appr		P6700 Bodyside Sub - Robot Cell 2V11				Document type: EPB	Project nr: 22-16149	Page 1
Modification	Date	Name	Original		Replacement of	Replaced by	Scale 1:1				804

Parts list

F01_001

Device tag	Quantity	Designation	Type number	Supplier	Part number
=V1WR1UQ53UQ5.1-BGS/R	1	Inductive sensor Monitoring Kit for Power Clamps	1324638	TUNKERS	TUN.1324638

+.WR1UQ53UQ4.1/1

+.WR1UQ53UQ5.2/1

			Date	7/7/2022	Volvo Trucks North America		Valiant TMS	Parts list : TUN.1324638 - TUN.1324638	Drawing name: =2V11&EFS-EL	=	
			Ed.	KMAFFRE						+ V1WR1UQ53UQ5.1	
			Appr		P6700 Bodyside Sub - Robot Cell 2V11				Document type: EPB	Project nr: 22-16149	Page 1
Modification	Date	Name	Original		Replacement of	Replaced by	Scale 1:1				804

Parts list

F01_001

Device tag	Quantity	Designation	Type number	Supplier	Part number
=V1WR1UQ53UQ5.2-BGS/R	1	Inductive sensor Monitoring Kit for Power Clamps	1324644	TUNKERS	TUN.1324644

+.WR1UQ53UQ5.1/1

+.WR1UQ53UQ6.1/1

			Date	7/7/2022	Volvo Trucks North America		Valiant TMS	Parts list : TUN.1324644 - TUN.1324644	Drawing name: =2V11&EFS-EL	=	
			Ed.	KMAFFRE						+ V1WR1UQ53UQ5.2	
			Appr		P6700 Bodyside Sub - Robot Cell 2V11				Document type: EPB	Project nr: 22-16149	Page 1
Modification	Date	Name	Original		Replacement of	Replaced by	Scale 1:1				804

Parts list

F01_001

Device tag	Quantity	Designation	Type number	Supplier	Part number
=V1WR1UQ53UQ6.1-BGR	1	Inductive sensor	BI2-CRS260-AP4X2-H1141/S34	TURCK	TUR.BI2-CRS260-AP4X2-H1141/S34
=V1WR1UQ53UQ6.1-BGS	1	Inductive sensor	BI2-CRS260-AP4X2-H1141/S34	TURCK	TUR.BI2-CRS260-AP4X2-H1141/S34
=V1WR1UQ53UQ6.1-XGR/S	1	Y splitter	U2-30676	TURCK	TUR.VB2-FSM 4.4/2FKM 4/S3450

Parts list

F01_001

Device tag	Quantity	Designation	Type number	Supplier	Part number
=V1WR1UQ53UQ7.1-BGS/R	1	Inductive sensor Monitoring Kit for Power Clamps	1324644	TUNKERS	TUN.1324644

+.WR1UQ53UQ6.1/1

+.WR1UQ53UQ8.1/1

			Date	7/7/2022	Volvo Trucks North America		Valiant TMS	Parts list : TUN.1324644 - TUN.1324644	Drawing name: =2V11&EFS-EL	=	
			Ed.	KMAFFRE						+ V1WR1UQ53UQ7.1	
			Appr		P6700 Bodyside Sub - Robot Cell 2V11				Document type: EPB	Project nr: 22-16149	Page 1
Modification	Date	Name	Original		Replacement of	Replaced by	Scale 1:1				804

Parts list

F01_001

Device tag	Quantity	Designation	Type number	Supplier	Part number
=V1WR1UQ53UQ8.1-BGS/R	1	Inductive sensor Monitoring Kit for Power Clamps	1324644	TUNKERS	TUN.1324644

+.WR1UQ53UQ7.1/1

+.WR1UQ53UQ9.1/1

			Date	7/7/2022	Volvo Trucks North America		Valiant TMS	Parts list : TUN.1324644 - TUN.1324644	Drawing name: =2V11&EFS-EL	=	
			Ed.	KMAFFRE						+ V1WR1UQ53UQ8.1	
			Appr		P6700 Bodyside Sub - Robot Cell 2V11				Document type: EPB	Project nr: 22-16149	Page 1
Modification	Date	Name	Original		Replacement of	Replaced by	Scale 1:1				804

Parts list

F01_001

Device tag	Quantity	Designation	Type number	Supplier	Part number
=V1WR1UQ53UQ9.1-BGR	1	Inductive sensor	BI2-CRS260-AP4X2-H1141/S34	TURCK	TUR.BI2-CRS260-AP4X2-H1141/S34
=V1WR1UQ53UQ9.1-BGS	1	Inductive sensor	BI2-CRS260-AP4X2-H1141/S34	TURCK	TUR.BI2-CRS260-AP4X2-H1141/S34
=V1WR1UQ53UQ9.1-XGR/S	1	Y splitter	U2-30676	TURCK	TUR.VB2-FSM 4.4/2FKM 4/S3450

Parts list

F01_001

Device tag	Quantity	Designation	Type number	Supplier	Part number
=V1WR1UQ53UQ10.1-BGR	1	Inductive sensor	BI2-CRS260-AP4X2-H1141/S34	TURCK	TUR.BI2-CRS260-AP4X2-H1141/S34
=V1WR1UQ53UQ10.1-BGS	1	Inductive sensor	BI2-CRS260-AP4X2-H1141/S34	TURCK	TUR.BI2-CRS260-AP4X2-H1141/S34
=V1WR1UQ53UQ10.1-XGR/S	1	Y splitter	U2-30676	TURCK	TUR.VB2-FSM 4.4/2FKM 4/S3450

Parts list

F01_001

Device tag	Quantity	Designation	Type number	Supplier	Part number
=V1WR1UQ53UQ11.1-BGS/R	1	Inductive sensor Monitoring Kit for Power Clamps	1324644	TUNKERS	TUN.1324644

Parts list

F01_001

Device tag	Quantity	Designation	Type number	Supplier	Part number
=V1WR1UQ53UQ11.2-BGS/R	1	Inductive sensor Monitoring Kit for Power Clamps	1324644	TUNKERS	TUN.1324644

Parts list

F01_001

Device tag	Quantity	Designation	Type number	Supplier	Part number
=V1WR1UQ53UQ11.3-BGS/R	1	Inductive sensor Monitoring Kit for Power Clamps	1324644	TUNKERS	TUN.1324644

Parts list

F01_001

Device tag	Quantity	Designation	Type number	Supplier	Part number
=V1WR1UQ53UQ11.4-BGS/R	1	Inductive sensor Monitoring Kit for Power Clamps	1324644	TUNKERS	TUN.1324644

Parts list

F01_001

Device tag	Quantity	Designation	Type number	Supplier	Part number
=V1WR1UQ53UQ12.1-BGS/R	1	Inductive sensor Monitoring Kit for Power Clamps	285425	TUNKERS	TUN.285425

Parts list

F01_001

Device tag	Quantity	Designation	Type number	Supplier	Part number
=V1WR1UQ53UQ13.1-BGS/R	1	Inductive sensor Monitoring Kit for Power Clamps	1324644	TUNKERS	TUN.1324644

Parts list

F01_001

Device tag	Quantity	Designation	Type number	Supplier	Part number
=V1WR1UQ53UQ13.2-BGS/R	1	Inductive sensor Monitoring Kit for Power Clamps	1324644	TUNKERS	TUN.1324644

Parts list

F01_001

Device tag	Quantity	Designation	Type number	Supplier	Part number
=V1WR1UQ53UQ14.1-BGS/R	1	Inductive sensor Monitoring Kit for Power Clamps	1324644	TUNKERS	TUN.1324644

Parts list

F01_001

Device tag	Quantity	Designation	Type number	Supplier	Part number
=V1WR1UQ53UQ15.1-BGR	1	Inductive sensor	BI2-CRS260-AP4X2-H1141/S34	TURCK	TUR.BI2-CRS260-AP4X2-H1141/S34
=V1WR1UQ53UQ15.1-BGS	1	Inductive sensor	BI2-CRS260-AP4X2-H1141/S34	TURCK	TUR.BI2-CRS260-AP4X2-H1141/S34
=V1WR1UQ53UQ15.1-XGR/S	1	Y splitter	U2-30676	TURCK	TUR.VB2-FSM 4.4/2FKM 4/S3450

Parts list

F01_001

Device tag	Quantity	Designation	Type number	Supplier	Part number
=V1WR1UQ53UQ16.1-BGS/R	1	Inductive sensor Monitoring Kit for Power Clamps	1324644	TUNKERS	TUN.1324644

Parts list

F01_001

Device tag	Quantity	Designation	Type number	Supplier	Part number
=V1WR1UQ53UQ17.1-BGR	1	Inductive sensor	BI2-CRS260-AP4X2-H1141/S34	TURCK	TUR.BI2-CRS260-AP4X2-H1141/S34
=V1WR1UQ53UQ17.1-BGS	1	Inductive sensor	BI2-CRS260-AP4X2-H1141/S34	TURCK	TUR.BI2-CRS260-AP4X2-H1141/S34
=V1WR1UQ53UQ17.1-XGR/S	1	Y splitter	U2-30676	TURCK	TUR.VB2-FSM 4.4/2FKM 4/S3450

Parts list

F01_001

Device tag	Quantity	Designation	Type number	Supplier	Part number
=V1WR1UQ53UQ18.1-BGS/R	1	Inductive sensor Monitoring Kit for Power Clamps	1324644	TUNKERS	TUN.1324644

Parts list

F01_001

Device tag	Quantity	Designation	Type number	Supplier	Part number
=V1WR1UQ53UQ19.1-BGS/R	1	Inductive sensor Monitoring Kit for Power Clamps	WWS001A	WELKER	WEL.WWS001A

Parts list

F01_001

Device tag	Quantity	Designation	Type number	Supplier	Part number
=V1WR1UQ53UQ20.1-BGS/R	1	Inductive sensor Monitoring Kit for Power Clamps	285425	TUNKERS	TUN.285425

+.WR1UQ53UQ19.1/1

+.WR1UQ54/1

			Date	8/31/2022	Volvo Trucks North America		Valiant TMS	Parts list : TUN.285425 - TUN.285425	Drawing name: =2V11&EFS-EL	=	
			Ed.	KMAFFRE						+ V1WR1UQ53UQ20.1	
			Appr		P6700 Bodyside Sub - Robot Cell 2V11				Document type: EPB	Project nr: 22-16149	Page 1
Modification	Date	Name	Original		Replacement of	Replaced by	Scale 1:1				804

Parts list

F01_001

Device tag	Quantity	Designation	Type number	Supplier	Part number
=V1WR1UQ54BG0-BG01	1	Inductive sensor	1634994	TURCK	TUR.NI10U-MT12E-AP6X2-H1141/S1589
=V1WR1UQ54BG0-BG02	1	Inductive sensor	1634994	TURCK	TUR.NI10U-MT12E-AP6X2-H1141/S1589
=V1WR1UQ54BG0-BG03	1	Inductive sensor	BI8U-Q08-AP6X2-0.2-RS4T/S1589	TURCK	TUR.BI8U-Q08-AP6X2-0.2-RS4T/S1589
=V1WR1UQ54BG0-BG04	1	Inductive sensor	BI8U-Q08-AP6X2-0.2-RS4T/S1589	TURCK	TUR.BI8U-Q08-AP6X2-0.2-RS4T/S1589
=V1WR1UQ54BG0-BG05	1	Inductive sensor	BI8U-Q08-AP6X2-0.2-RS4T/S1589	TURCK	TUR.BI8U-Q08-AP6X2-0.2-RS4T/S1589
=V1WR1UQ54BG0-BG06	1	Inductive sensor	1634994	TURCK	TUR.NI10U-MT12E-AP6X2-H1141/S1589
=V1WR1UQ54BG0-BG07	1	Inductive sensor With WeldGuard™ coating	BI20U-CA40-AP6X2-H1141/S1590W/BS2.1	TURCK	TUR.BI20U-CA40-AP6X2-H1141/S1590W/BS2.1
=V1WR1UQ54BG0-BG08	1	Inductive sensor	BI8U-Q08-AP6X2-0.2-RS4T/S1589	TURCK	TUR.BI8U-Q08-AP6X2-0.2-RS4T/S1589
=V1WR1UQ54BG0-XG1/2	1	Y splitter	U2-30676	TURCK	TUR.VB2-FSM 4.4/2FKM 4/S3450
=V1WR1UQ54BG0-XG3/4	1	Y splitter	U2-30676	TURCK	TUR.VB2-FSM 4.4/2FKM 4/S3450
=V1WR1UQ54BG0-XG5/6	1	Y splitter	U2-30676	TURCK	TUR.VB2-FSM 4.4/2FKM 4/S3450
=V1WR1UQ54BG0-XG7/8	1	Y splitter	U2-30676	TURCK	TUR.VB2-FSM 4.4/2FKM 4/S3450
=V1WR1UQ54KF1-KF1	0	Bus node	CPX-FB33	FES	FES.548755
=V1WR1UQ54KF1-KF1	0	Interlinking block	CPX-M-GE-EV-S-7/8-5POL	FES	FES.550208
=V1WR1UQ54KF1-KF1.11	0	Manifold block	CPX-M-AB-8-M12X2-5POL	FES	FES.549335
=V1WR1UQ54KF1-KF1.12	0	Manifold block	CPX-M-AB-8-M12X2-5POL	FES	FES.549335
=V1WR1UQ54KF1-KF1.13	0	Manifold block	CPX-M-AB-8-M12X2-5POL	FES	FES.549335

Parts list

F01_001

Device tag	Quantity	Designation	Type number	Supplier	Part number
=V1WR1UQ54UQ1.1-BGS/R	1	Inductive sensor Monitoring Kit for Power Clamps	WWS001A	WELKER	WEL.WWS001A

Parts list

F01_001

Device tag	Quantity	Designation	Type number	Supplier	Part number
=V1WR1UQ54UQ2.1-BGS/R	1	Inductive sensor Monitoring Kit for Power Clamps	WWS001A	WELKER	WEL.WWS001A

+.WR1UQ54UQ1.1/1

+.WR1UQ54UQ2.2/1

			Date	8/31/2022	Volvo Trucks North America		Valiant TMS	Parts list : WEL.WWS001A - WEL.WWS001A	Drawing name: =2V11&EFS-EL	=	
			Ed.	KMAFFRE						+ V1WR1UQ54UQ2.1	
			Appr		P6700 Bodyside Sub - Robot Cell 2V11				Document type: EPB	Project nr: 22-16149	Page 1
Modification	Date	Name	Original		Replacement of	Replaced by	Scale 1:1				804

Parts list

F01_001

Device tag	Quantity	Designation	Type number	Supplier	Part number
=V1WR1UQ54UQ2.2-BGR	1	Inductive sensor	BI2-CRS260-AP4X2-H1141/S34	TURCK	TUR.BI2-CRS260-AP4X2-H1141/S34
=V1WR1UQ54UQ2.2-BGS	1	Inductive sensor	BI2-CRS260-AP4X2-H1141/S34	TURCK	TUR.BI2-CRS260-AP4X2-H1141/S34
=V1WR1UQ54UQ2.2-XGR/S	1	Y splitter	U2-30676	TURCK	TUR.VB2-FSM 4.4/2FKM 4/S3450

Parts list

F01_001

Device tag	Quantity	Designation	Type number	Supplier	Part number
=V1WR1UQ54UQ3.1-BGS/R	1	Inductive sensor Monitoring Kit for Power Clamps	1324644	TUNKERS	TUN.1324644

+.WR1UQ54UQ2.2/1

+.WR1UQ54UQ3.2/1

			Date	7/7/2022	Volvo Trucks North America		Valiant TMS	Parts list : TUN.1324644 - TUN.1324644	Drawing name: =2V11&EFS-EL	=	
			Ed.	KMAFFRE						+ V1WR1UQ54UQ3.1	
			Appr		P6700 Bodyside Sub - Robot Cell 2V11				Document type: EPB	Project nr: 22-16149	Page 1
Modification	Date	Name	Original		Replacement of	Replaced by	Scale 1:1				804

Parts list

F01_001

Device tag	Quantity	Designation	Type number	Supplier	Part number
=V1WR1UQ54UQ3.2-BGS/R	1	Inductive sensor Monitoring Kit for Power Clamps	1324644	TUNKERS	TUN.1324644

+.WR1UQ54UQ3.1/1

+.WR1UQ54UQ4.1/1

			Date	7/7/2022	Volvo Trucks North America		Valiant TMS	Parts list : TUN.1324644 - TUN.1324644	Drawing name: =2V11&EFS-EL	=	
			Ed.	KMAFFRE						+ V1WR1UQ54UQ3.2	
			Appr		P6700 Bodyside Sub - Robot Cell 2V11				Document type: EPB	Project nr: 22-16149	Page 1
Modification	Date	Name	Original		Replacement of	Replaced by	Scale 1:1				804

Parts list

F01_001

Device tag	Quantity	Designation	Type number	Supplier	Part number
=V1WR1UQ54UQ4.1-BGS/R	1	Inductive sensor Monitoring Kit for Power Clamps	1324644	TUNKERS	TUN.1324644

+.WR1UQ54UQ3.2/1

+.WR1UQ54UQ4.2/1

			Date	7/7/2022	Volvo Trucks North America		Valiant TMS	Parts list : TUN.1324644 - TUN.1324644	Drawing name: =2V11&EFS-EL	=	
			Ed.	KMAFFRE						+ V1WR1UQ54UQ4.1	
			Appr		P6700 Bodyside Sub - Robot Cell 2V11				Document type: EPB	Project nr: 22-16149	Page 1
Modification	Date	Name	Original		Replacement of	Replaced by	Scale 1:1				804

Parts list

F01_001

Device tag	Quantity	Designation	Type number	Supplier	Part number
=V1WR1UQ54UQ4.2-BGS/R	1	Inductive sensor Monitoring Kit for Power Clamps	1324644	TUNKERS	TUN.1324644

+.WR1UQ54UQ4.1/1

+.WR1UQ54UQ5.1/1

			Date	7/7/2022	Volvo Trucks North America		Valiant TMS	Parts list : TUN.1324644 - TUN.1324644	Drawing name: =2V11&EFS-EL	=	
			Ed.	KMAFFRE	P6700 Bodyside Sub - Robot Cell 2V11					+ V1WR1UQ54UQ4.2	
			Appr				Scale 1:1		Document type: EPB	Project nr: 22-16149	Page 1 / 804
Modification	Date	Name	Original		Replacement of	Replaced by					

Parts list

F01_001

Device tag	Quantity	Designation	Type number	Supplier	Part number
=V1WR1UQ54UQ5.1-BGS/R	1	Inductive sensor Monitoring Kit for Power Clamps	1324644	TUNKERS	TUN.1324644

+.WR1UQ54UQ4.2/1

+.WR1UQ54UQ6.1/1

			Date	7/7/2022	Volvo Trucks North America		Valiant TMS	Parts list : TUN.1324644 - TUN.1324644	Drawing name: =2V11&EFS-EL	=	
			Ed.	KMAFFRE						+ V1WR1UQ54UQ5.1	
			Appr		P6700 Bodyside Sub - Robot Cell 2V11				Document type: EPB	Project nr: 22-16149	Page 1
Modification	Date	Name	Original		Replacement of	Replaced by	Scale 1:1				804

Parts list

F01_001

Device tag	Quantity	Designation	Type number	Supplier	Part number
=V1WR1UQ54UQ6.1-BGS/R	1	Inductive sensor Monitoring Kit for Power Clamps	1324644	TUNKERS	TUN.1324644

+.WR1UQ54UQ5.1/1

+.WR1UQ54UQ7.1/1

			Date	7/7/2022	Volvo Trucks North America		Valiant TMS	Parts list : TUN.1324644 - TUN.1324644	Drawing name: =2V11&EFS-EL	=	
			Ed.	KMAFFRE						+ V1WR1UQ54UQ6.1	
			Appr		P6700 Bodyside Sub - Robot Cell 2V11				Document type: EPB	Project nr: 22-16149	Page 1
Modification	Date	Name	Original		Replacement of	Replaced by	Scale 1:1				804

Parts list

F01_001

Device tag	Quantity	Designation	Type number	Supplier	Part number
=V1WR1UQ54UQ7.1-BGR	1	Inductive sensor	BI2-CRS260-AP4X2-H1141/S34	TURCK	TUR.BI2-CRS260-AP4X2-H1141/S34
=V1WR1UQ54UQ7.1-BGS	1	Inductive sensor	BI2-CRS260-AP4X2-H1141/S34	TURCK	TUR.BI2-CRS260-AP4X2-H1141/S34
=V1WR1UQ54UQ7.1-XGR/S	1	Y splitter	U2-30676	TURCK	TUR.VB2-FSM 4.4/2FKM 4/S3450

Parts list

F01_001

Device tag	Quantity	Designation	Type number	Supplier	Part number
=V1WR1UQ54UQ7.2-BGR	1	Inductive sensor	BI2-CRS260-AP4X2-H1141/S34	TURCK	TUR.BI2-CRS260-AP4X2-H1141/S34
=V1WR1UQ54UQ7.2-BGS	1	Inductive sensor	BI2-CRS260-AP4X2-H1141/S34	TURCK	TUR.BI2-CRS260-AP4X2-H1141/S34
=V1WR1UQ54UQ7.2-XGR/S	1	Y splitter	U2-30676	TURCK	TUR.VB2-FSM 4.4/2FKM 4/S3450

Parts list

F01_001

Device tag	Quantity	Designation	Type number	Supplier	Part number
=V1WR1UQ54UQ7.3-BGS/R	1	Inductive sensor Monitoring Kit for Power Clamps	WWS001A	WELKER	WEL.WWS001A

+.WR1UQ54UQ7.2/1

+.WR1UQ54UQ8.1/1

			Date	8/31/2022	Volvo Trucks North America		Valiant TMS	Parts list : WEL.WWS001A - WEL.WWS001A	Drawing name: =2V11&EFS-EL	=	
			Ed.	KMAFFRE	P6700 Bodyside Sub - Robot Cell 2V11					+ V1WR1UQ54UQ7.3	
			Appr				Scale 1:1		Document type: EPB	Project nr: 22-16149	Page 1 / 804
Modification	Date	Name	Original		Replacement of	Replaced by					

Parts list

F01_001

Device tag	Quantity	Designation	Type number	Supplier	Part number
=V1WR1UQ54UQ8.1-BGS/R	1	Inductive sensor Monitoring Kit for Power Clamps	1324644	TUNKERS	TUN.1324644

+.WR1UQ54UQ7.3/1

=SIMATIC_NET+6GK5208_0BA00_2AC2/1

			Date	7/7/2022	Volvo Trucks North America		Valiant TMS	Parts list : TUN.1324644 - TUN.1324644	Drawing name: =2V11&EFS-EL		= + V1WR1UQ54UQ8.1	
			Ed.	KMAFFRE	P6700 Bodyside Sub - Robot Cell 2V11							
			Appr				Scale 1:1		Document type: EPB	Project nr: 22-16149		Page 1 / 804
Modification	Date	Name	Original		Replacement of	Replaced by						

0	1	2	3	4	5	6	7	8	9

-K1
Rack X
Slot Y

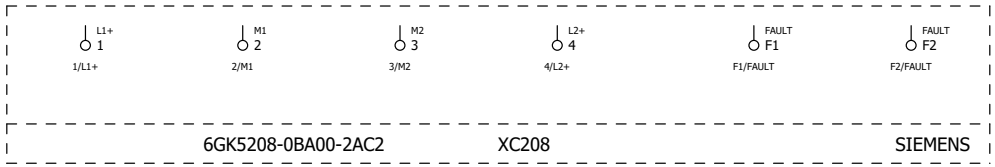

+V1WR1UQ54UQ8.1/1

&ETT+/1

			Date	8/26/2022	Volvo Trucks North America		Valiant TMS	6GK5208-0BA00-2AC2 Allpolig/Variante A	Drawing name: =2V11&EFS-EL	= SIMATIC_NET	
			Ed.	MKLEPADLO						+ 6GK5208_0BA00_2AC2	
			Appr		P6700 Bodyside Sub - Robot Cell 2V11				Document type: EPB	Project nr: 22-16149	Page 1
Modification	Date	Name	Original		Replacement of	Replaced by	Scale 1:1				804

Terminal line-up diagram

F12_001

Part number					
Mounting rail			Strip label	End angle rear	End plate
Terminal					
Part number	Type number	Cross-section	Terminal label	Jumper	Cover

=KF0KF1+UC31-PC1

	DVI	

&EPB=SIMATIC_NET+6GK5208_0BA00_2AC2/1

2

			Date	8/26/2022	Volvo Trucks North America		Valiant TMS	Terminal line-up diagram =KF0KF1+UC31-PC1	Drawing name:	=	
			Ed.	MKLEPADLO						+	
			Appr		P6700 Bodyside Sub - Robot Cell 2V11				Document type: ETT	Project nr: 22-16149	Page 1
Modification	Date	Name	Original		Replacement of	Replaced by	Scale 1:1				804

Terminal line-up diagram

F12_001

Part number					
Mounting rail			Strip label	End angle rear	End plate

Terminal					
Part number	Type number	Cross-section	Terminal label	Jumper	Cover

=KF0KF1+UC31-PH1

DVI

1 3

			Date	8/26/2022	Volvo Trucks North America	Valiant TMS	Terminal line-up diagram =KF0KF1+UC31-PH1	Drawing name:	=		
			Ed.	MKLEPADLO					+		
			Appr		P6700 Bodyside Sub - Robot Cell 2V11			Document type: ETT	Project nr: 22-16149	Page	2
Modification	Date	Name	Original		Replacement of / Replaced by	Scale 1:1					804

Terminal line-up diagram

F12_001

Part number					
Mounting rail			Strip label	End angle rear	End plate

Terminal					
Part number	Type number	Cross-section	Terminal label	Jumper	Cover
WEI.1608510000	ZDU 2.5	2.5			
WEI.1608740000	ZAP/TW 1				
WEI.9540000000	ZEW 35				
WEI.1608520000	ZDU 2.5 BL	2.5 mm²			
WEI.1608520000	ZDU 2.5 BL	2.5 mm²			

=KF0WC3+UC31-XD1

'	L1	
'	N	
'		
'	PE	
'		

2 4

			Date	8/26/2022	Volvo Trucks North America	Valiant TMS	Terminal line-up diagram =KF0WC3+UC31-XD1	Drawing name:	=		
			Ed.	MKLEPADLO					+		
			Appr		P6700 Bodyside Sub - Robot Cell 2V11			Document type: ETT	Project nr: 22-16149	Page	3
Modification	Date	Name	Original		Replacement of / Replaced by	Scale 1:1					804

Terminal line-up diagram

F12_001

Part number					
Mounting rail			Strip label	End angle rear	End plate

Terminal					
Part number	Type number	Cross-section	Terminal label	Jumper	Cover
WEI.1608510000	ZDU 2.5	2.5			
WEI.1608740000	ZAP/TW 1				
WEI.9540000000	ZEW 35				
WEI.1608520000	ZDU 2.5 BL	2.5 mm²			
WEI.1608520000	ZDU 2.5 BL	2.5 mm²			

=KF0WC3+UC31-XD2

'	1L1	
'	N	
'		
'	PE	
'		

Terminal line-up diagram

F12_001

Part number					
Mounting rail			Strip label	End angle rear	End plate

Terminal					
Part number	Type number	Cross-section	Terminal label	Jumper	Cover
WEI.8731720000	ZTR 2.5/3AN	2.5			
WEI.1608800000	ZAP/TW 3				
WEI.9540000000	ZEW 35				
WEI.8731720000	ZTR 2.5/3AN	2.5			
WEI.8731720000	ZTR 2.5/3AN	2.5			
WEI.8731720000	ZTR 2.5/3AN	2.5			
WEI.8731720000	ZTR 2.5/3AN	2.5			
WEI.8731720000	ZTR 2.5/3AN	2.5			

=KF0WC4+UC31-XD11



Terminal line-up diagram

F12_001

Part number					
Mounting rail			Strip label	End angle rear	End plate

Terminal					
Part number	Type number	Cross-section	Terminal label	Jumper	Cover
WEI.8731720000	ZTR 2.5/3AN	2.5			
WEI.1608800000	ZAP/TW 3				
WEI.9540000000	ZEW 35				
WEI.8731720000	ZTR 2.5/3AN	2.5			
WEI.8731720000	ZTR 2.5/3AN	2.5			
WEI.8731720000	ZTR 2.5/3AN	2.5			
WEI.8731720000	ZTR 2.5/3AN	2.5			
WEI.8731720000	ZTR 2.5/3AN	2.5			
WEI.8731720000	ZTR 2.5/3AN	2.5			
WEI.8731720000	ZTR 2.5/3AN	2.5			

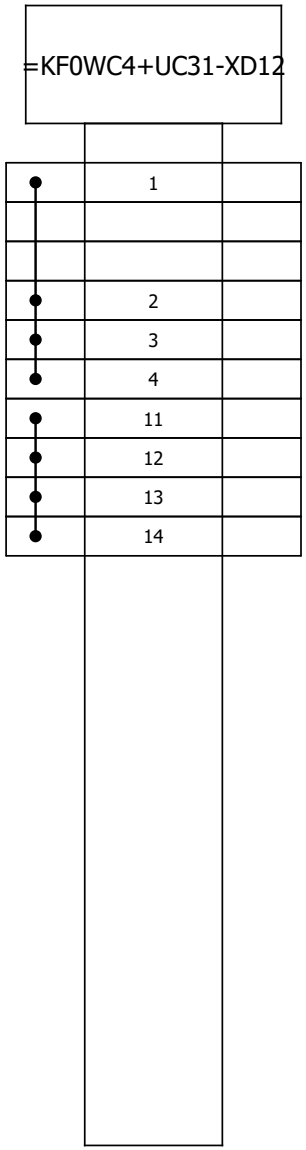

5 7

			Date	8/26/2022	Volvo Trucks North America	Valiant TMS	Terminal line-up diagram =KF0WC4+UC31-XD12	Drawing name:	=		
			Ed.	MKLEPADLO					+		
			Appr		P6700 Bodyside Sub - Robot Cell 2V11			Document type: ETT	Project nr: 22-16149	Page	6
Modification	Date	Name	Original		Replacement of / Replaced by	Scale 1:1					804

Terminal line-up diagram

F12_001

Part number					
Mounting rail			Strip label	End angle rear	End plate

Terminal					
Part number	Type number	Cross-section	Terminal label	Jumper	Cover
WEI.8731720000	ZTR 2.5/3AN	2.5			
WEI.1608800000	ZAP/TW 3				
WEI.9540000000	ZEW 35				
WEI.8731720000	ZTR 2.5/3AN	2.5			
WEI.8731720000	ZTR 2.5/3AN	2.5			
WEI.8731720000	ZTR 2.5/3AN	2.5			
WEI.8731720000	ZTR 2.5/3AN	2.5			
WEI.8731720000	ZTR 2.5/3AN	2.5			

=KF0WC4+UC31-XD13



Terminal line-up diagram

F12_001

Part number					
Mounting rail			Strip label	End angle rear	End plate

Terminal					
Part number	Type number	Cross-section	Terminal label	Jumper	Cover
WEI.8731720000	ZTR 2.5/3AN	2.5			
WEI.1608800000	ZAP/TW 3				
WEI.9540000000	ZEW 35				
WEI.8731720000	ZTR 2.5/3AN	2.5			
WEI.8731720000	ZTR 2.5/3AN	2.5			
WEI.8731720000	ZTR 2.5/3AN	2.5			
WEI.8731720000	ZTR 2.5/3AN	2.5			
WEI.8731720000	ZTR 2.5/3AN	2.5			
WEI.8731720000	ZTR 2.5/3AN	2.5			
WEI.8731720000	ZTR 2.5/3AN	2.5			

=KF0WC4+UC31-XD14

●	1	
●	2	
●	3	
●	4	
●	11	
●	12	
●	13	
●	14	

Terminal line-up diagram

F12_001

Part number					
Mounting rail			Strip label	End angle rear	End plate

Terminal					
Part number	Type number	Cross-section	Terminal label	Jumper	Cover

=V1WC1+V1UC11-PE

'	PE	

8 10

			Date	8/28/2022	Volvo Trucks North America	Valiant TMS	Terminal line-up diagram =V1WC1+V1UC11-PE	Drawing name:	=		
			Ed.	MKLEPADLO					+		
			Appr		P6700 Bodyside Sub - Robot Cell 2V11			Document type: ETT	Project nr: 22-16149	Page	9
Modification	Date	Name	Original		Replacement of / Replaced by	Scale 1:1					804

Terminal line-up diagram

F12_001

Part number					
Mounting rail			Strip label	End angle rear	End plate

Terminal					
Part number	Type number	Cross-section	Terminal label	Jumper	Cover
1SNK705012R0000					
1SNK705012R0000					
1SNK705012R0000					
1SNK705012R0000					
1SNK705012R0000					
1SNK705012R0000					
1SNK705012R0000					
1SNK705012R0000					
1SNK705012R0000					
1SNK705012R0000					
1SNK705012R0000					
1SNK705012R0000					
1SNK705012R0000					
1SNK705012R0000					
1SNK705012R0000					
1SNK705012R0000					

=V1WC2+V1UC11-XD1

	1	
	2	
	3	
	4	
	5	
	6	
	7	
	8	
	9	
	10	
	11	
	12	
	13	
	14	
	15	
	16	

Terminal line-up diagram

F12_001

Part number					
Mounting rail			Strip label	End angle rear	End plate
Terminal					
Part number	Type number	Cross-section	Terminal label	Jumper	Cover
WEI.8731720000	ZTR 2.5/3AN	2.5			
WEI.8731720000	ZTR 2.5/3AN	2.5			
WEI.8731720000	ZTR 2.5/3AN	2.5			
WEI.8731720000	ZTR 2.5/3AN	2.5			
WEI.8731720000	ZTR 2.5/3AN	2.5			
WEI.8731720000	ZTR 2.5/3AN	2.5			
WEI.8731720000	ZTR 2.5/3AN	2.5			
WEI.8731720000	ZTR 2.5/3AN	2.5			

=V1WC2+V1UC11-XD2



Terminal line-up diagram

F12_001

Part number					
Mounting rail			Strip label	End angle rear	End plate
Terminal					
Part number	Type number	Cross-section	Terminal label	Jumper	Cover
WEI.8731720000	ZTR 2.5/3AN	2.5			
WEI.8731720000	ZTR 2.5/3AN	2.5			
WEI.8731720000	ZTR 2.5/3AN	2.5			
WEI.8731720000	ZTR 2.5/3AN	2.5			
WEI.8731720000	ZTR 2.5/3AN	2.5			



Terminal line-up diagram

F12_001

Part number					
Mounting rail			Strip label	End angle rear	End plate
Terminal					
Part number	Type number	Cross-section	Terminal label	Jumper	Cover
WEI.1608510000	ZDU 2.5	2.5			
WEI.1608740000	ZAP/TW 1				
WEI.9540000000	ZEW 35				
WEI.1608520000	ZDU 2.5 BL	2.5 mm²			
WEI.1608510000	ZDU 2.5	2.5			
WEI.1608740000	ZAP/TW 1				
WEI.9540000000	ZEW 35				
WEI.1608520000	ZDU 2.5 BL	2.5 mm²			

=V1WC3+V1UC11-XD1

'	1	
'	2	
'		
'	3	
'	4	
'		

12 14

			Date	10/12/2022	Volvo Trucks North America		Valiant TMS	Terminal line-up diagram =V1WC3+V1UC11-XD1	Drawing name:	=	
			Ed.	KMAFFRE						+	
			Appr		P6700 Bodyside Sub - Robot Cell 2V11				Document type: ETT	Project nr: 22-16149	Page 13
Modification	Date	Name	Original		Replacement of	Replaced by	Scale 1:1				804

Terminal line-up diagram

F12_001

Part number					
Mounting rail			Strip label	End angle rear	End plate

=V1WC3+V1UC11-XD2

Terminal					
Part number	Type number	Cross-section	Terminal label	Jumper	Cover
WEI.1608510000	ZDU 2.5	2.5			
WEI.1608740000	ZAP/TW 1				
WEI.9540000000	ZEW 35				
WEI.1608520000	ZDU 2.5 BL	2.5 mm²			
WEI.1608510000	ZDU 2.5	2.5			
WEI.1608740000	ZAP/TW 1				
WEI.9540000000	ZEW 35				
WEI.1608520000	ZDU 2.5 BL	2.5 mm²			
WEI.1608510000	ZDU 2.5	2.5			
WEI.1608740000	ZAP/TW 1				
WEI.9540000000	ZEW 35				
WEI.1608520000	ZDU 2.5 BL	2.5 mm²			
WEI.1608510000	ZDU 2.5	2.5			
WEI.1608740000	ZAP/TW 1				
WEI.9540000000	ZEW 35				
WEI.1608520000	ZDU 2.5 BL	2.5 mm²			

'	1	
'	2	
'		
'	3	
'	4	
'		
'	5	
'	6	
'		
'	7	
'	8	
'		

			Date	10/12/2022	Volvo Trucks North America	Valiant TMS	Terminal line-up diagram =V1WC3+V1UC11-XD2	Drawing name:		=	
			Ed.	KMAFFRE						+	
			Appr		P6700 Bodyside Sub - Robot Cell 2V11			Document type:	Project nr:		Page 14
Modification	Date	Name	Original		Replacement of / Replaced by	Scale 1:1		ETT	22-16149		804

Terminal line-up diagram

F12_001

Part number					
Mounting rail			Strip label	End angle rear	End plate
Terminal					
Part number	Type number	Cross-section	Terminal label	Jumper	Cover
WEI.8731720000	ZTR 2.5/3AN	2.5			
WEI.8731720000	ZTR 2.5/3AN	2.5			
WEI.8731720000	ZTR 2.5/3AN	2.5			
WEI.8731720000	ZTR 2.5/3AN	2.5			
WEI.8731720000	ZTR 2.5/3AN	2.5			
WEI.8731720000	ZTR 2.5/3AN	2.5			
WEI.8731720000	ZTR 2.5/3AN	2.5			
WEI.8731720000	ZTR 2.5/3AN	2.5			

=V1WC3+V1UC11-XD3



Terminal line-up diagram

F12_001

Part number					
Mounting rail			Strip label	End angle rear	End plate
Terminal					
Part number	Type number	Cross-section	Terminal label	Jumper	Cover
WEI.8731720000	ZTR 2.5/3AN	2.5			
WEI.8731720000	ZTR 2.5/3AN	2.5			
WEI.8731720000	ZTR 2.5/3AN	2.5			
WEI.8731720000	ZTR 2.5/3AN	2.5			

=V1WC4+V1UC11-KF11.14

'	1	
'	2	
'	3	
'	4	

Terminal line-up diagram

F12_001

Part number					
Mounting rail			Strip label	End angle rear	End plate
Terminal					
Part number	Type number	Cross-section	Terminal label	Jumper	Cover

=V1WC4+V1UC11-XD5

'	1	

16

18

			Date	10/12/2022	Volvo Trucks North America	Valiant TMS	Terminal line-up diagram =V1WC4+V1UC11-XD5	Drawing name:	=		
			Ed.	KMAFFRE					+		
			Appr		P6700 Bodyside Sub - Robot Cell 2V11			Document type: ETT	Project nr: 22-16149	Page	17
Modification	Date	Name	Original		Replacement of / Replaced by	Scale 1:1					804

Terminal line-up diagram

F12_001

Part number					
Mounting rail			Strip label	End angle rear	End plate

Terminal					
Part number	Type number	Cross-section	Terminal label	Jumper	Cover

=V1WC4+V1UC11-XD6

'	1	

17

19

			Date	10/12/2022	Volvo Trucks North America	Valiant TMS	Terminal line-up diagram =V1WC4+V1UC11-XD6	Drawing name:	=		
			Ed.	KMAFFRE					+		
			Appr		P6700 Bodyside Sub - Robot Cell 2V11			Document type: ETT	Project nr: 22-16149	Page	18
Modification	Date	Name	Original		Replacement of / Replaced by	Scale 1:1					804

Terminal line-up diagram

F12_001

Part number					
Mounting rail			Strip label	End angle rear	End plate
Terminal					
Part number	Type number	Cross-section	Terminal label	Jumper	Cover
WEI.8731720000	ZTR 2.5/3AN	2.5			
WEI.8731720000	ZTR 2.5/3AN	2.5			
WEI.8731720000	ZTR 2.5/3AN	2.5			
WEI.8731720000	ZTR 2.5/3AN	2.5			
WEI.8731720000	ZTR 2.5/3AN	2.5			
WEI.8731720000	ZTR 2.5/3AN	2.5			
WEI.8731720000	ZTR 2.5/3AN	2.5			
WEI.8731720000	ZTR 2.5/3AN	2.5			
WEI.8731720000	ZTR 2.5/3AN	2.5			
WEI.8731720000	ZTR 2.5/3AN	2.5			
WEI.8731720000	ZTR 2.5/3AN	2.5			
WEI.8731720000	ZTR 2.5/3AN	2.5			
WEI.8731720000	ZTR 2.5/3AN	2.5			
WEI.8731720000	ZTR 2.5/3AN	2.5			
WEI.8731720000	ZTR 2.5/3AN	2.5			

=V1WC4+V1UC11-XD10

	1	
	2	
	3	
	5	
	4	
	6	
	7	
	8	
	15	
	9	
	10	
	11	
	12	
	13	
	14	

Terminal line-up diagram

F12_001

Part number					
Mounting rail			Strip label	End angle rear	End plate
Terminal					
Part number	Type number	Cross-section	Terminal label	Jumper	Cover
WEI.8731720000	ZTR 2.5/3AN	2.5			

=V1WC4+V1UC11-XD11

'	1	

			Date	10/12/2022	Volvo Trucks North America		Valiant TMS	Terminal line-up diagram =V1WC4+V1UC11-XD11	Drawing name:	=	
			Ed.	KMAFFRE						+	
			Appr		P6700 Bodyside Sub - Robot Cell 2V11				Document type:	Project nr:	Page 20
Modification	Date	Name	Original		Replacement of	Replaced by	Scale 1:1		ETT	22-16149	804

Terminal line-up diagram

F12_001

Part number					
Mounting rail			Strip label	End angle rear	End plate

Terminal					
Part number	Type number	Cross-section	Terminal label	Jumper	Cover
WEI.8731720000	ZTR 2.5/3AN	2.5			
WEI.8731720000	ZTR 2.5/3AN	2.5			

=V1WC4+V1UC11-XD12

	1	
	2	

Terminal line-up diagram

F12_001

Part number					
Mounting rail			Strip label	End angle rear	End plate
Terminal					
Part number	Type number	Cross-section	Terminal label	Jumper	Cover
WEI.8731720000	ZTR 2.5/3AN	2.5			
WEI.8731720000	ZTR 2.5/3AN	2.5			
WEI.8731720000	ZTR 2.5/3AN	2.5			
WEI.8731720000	ZTR 2.5/3AN	2.5			
WEI.8731720000	ZTR 2.5/3AN	2.5			
WEI.8731720000	ZTR 2.5/3AN	2.5			
WEI.8731720000	ZTR 2.5/3AN	2.5			
WEI.8731720000	ZTR 2.5/3AN	2.5			

=V1WC4+V1UC11-XD13



Terminal line-up diagram

F12_001

Part number					
Mounting rail			Strip label	End angle rear	End plate
Terminal					
Part number	Type number	Cross-section	Terminal label	Jumper	Cover
WEI.8731720000	ZTR 2.5/3AN	2.5			
WEI.8731720000	ZTR 2.5/3AN	2.5			

=V1WC4+V1UC11-XD14



Terminal line-up diagram

F12_001

Part number					
Mounting rail			Strip label	End angle rear	End plate
Terminal					
Part number	Type number	Cross-section	Terminal label	Jumper	Cover
WEI.8731720000	ZTR 2.5/3AN	2.5			
WEI.8731720000	ZTR 2.5/3AN	2.5			
WEI.8731720000	ZTR 2.5/3AN	2.5			
WEI.8731720000	ZTR 2.5/3AN	2.5			
WEI.8731720000	ZTR 2.5/3AN	2.5			
WEI.8731720000	ZTR 2.5/3AN	2.5			
WEI.8731720000	ZTR 2.5/3AN	2.5			
WEI.8731720000	ZTR 2.5/3AN	2.5			

=V1WC4+V1UC11-XD20



Terminal line-up diagram

F12_001

Part number					
Mounting rail			Strip label	End angle rear	End plate
Terminal					
Part number	Type number	Cross-section	Terminal label	Jumper	Cover
WEI.8731720000	ZTR 2.5/3AN	2.5			
WEI.8731720000	ZTR 2.5/3AN	2.5			

=V1WC4+V1UC11-XD51



Terminal line-up diagram

F12_001

Part number					
Mounting rail			Strip label	End angle rear	End plate

Terminal					
Part number	Type number	Cross-section	Terminal label	Jumper	Cover
WEI.8731720000	ZTR 2.5/3AN	2.5			
WEI.8731720000	ZTR 2.5/3AN	2.5			

=V1WC4+V1UC11-XD52

	1	
	2	

Terminal line-up diagram

F12_001

Part number					
Mounting rail			Strip label	End angle rear	End plate

Terminal					
Part number	Type number	Cross-section	Terminal label	Jumper	Cover
WEI.8731720000	ZTR 2.5/3AN	2.5			
WEI.8731720000	ZTR 2.5/3AN	2.5			

=V1WC4+V1UC11-XD53

	1	
	2	

Terminal line-up diagram

F12_001

Part number					
Mounting rail			Strip label	End angle rear	End plate

Terminal					
Part number	Type number	Cross-section	Terminal label	Jumper	Cover
WEI.8731720000	ZTR 2.5/3AN	2.5			
WEI.8731720000	ZTR 2.5/3AN	2.5			

=V1WC4+V1UC11-XD54

	1	
	2	

Terminal line-up diagram

F12_001

Part number					
Mounting rail			Strip label	End angle rear	End plate

=V1WC4+V1UC46-XD11

Terminal					
Part number	Type number	Cross-section	Terminal label	Jumper	Cover
WEI.8731720000	ZTR 2.5/3AN	2.5			
WEI.8731720000	ZTR 2.5/3AN	2.5			
WEI.8731720000	ZTR 2.5/3AN	2.5			
WEI.8731720000	ZTR 2.5/3AN	2.5			
WEI.8731720000	ZTR 2.5/3AN	2.5			
WEI.8731720000	ZTR 2.5/3AN	2.5			
WEI.8731720000	ZTR 2.5/3AN	2.5			
WEI.8731720000	ZTR 2.5/3AN	2.5			
WEI.8731720000	ZTR 2.5/3AN	2.5			
WEI.8731720000	ZTR 2.5/3AN	2.5			
WEI.8731720000	ZTR 2.5/3AN	2.5			
WEI.8731720000	ZTR 2.5/3AN	2.5			
WEI.8731720000	ZTR 2.5/3AN	2.5			
WEI.8731720000	ZTR 2.5/3AN	2.5			
WEI.1608800000	ZAP/TW 3				
WEI.8731720000	ZTR 2.5/3AN	2.5			
WEI.1608800000	ZAP/TW 3				
WEI.8731720000	ZTR 2.5/3AN	2.5			
WEI.1608800000	ZAP/TW 3				
WEI.8731720000	ZTR 2.5/3AN	2.5			
WEI.1608800000	ZAP/TW 3				
WEI.8731720000	ZTR 2.5/3AN	2.5			
WEI.1608800000	ZAP/TW 3				

1	
2	
3	
4	
5	
6	
7	
8	
9	
11	
12	
13	
14	
15	
16	
17	
18	
19	

Terminal line-up diagram

F12_001

Part number					
Mounting rail			Strip label	End angle rear	End plate
Terminal					
Part number	Type number	Cross-section	Terminal label	Jumper	Cover
WEI.8731720000	ZTR 2.5/3AN	2.5			
WEI.8731720000	ZTR 2.5/3AN	2.5			

=V1WC4+V1UC46-XD14

'	1	
'	11	

			Date	10/12/2022	Volvo Trucks North America		Valiant TMS	Terminal line-up diagram =V1WC4+V1UC46-XD14	Drawing name:	=	
			Ed.	KMAFFRE						+	
			Appr		P6700 Bodyside Sub - Robot Cell 2V11				Document type: ETT	Project nr: 22-16149	Page 30
Modification	Date	Name	Original		Replacement of	Replaced by	Scale 1:1				804

Terminal line-up diagram

F12_001

Part number					
Mounting rail			Strip label	End angle rear	End plate
Terminal					
Part number	Type number	Cross-section	Terminal label	Jumper	Cover
WEI.8731720000	ZTR 2.5/3AN	2.5			
WEI.8731720000	ZTR 2.5/3AN	2.5			
WEI.8731720000	ZTR 2.5/3AN	2.5			

=V1WC4+V1UC46-XD51.1

'	1	
'	2	
'	11	

			Date	10/12/2022	Volvo Trucks North America		Valiant TMS	Terminal line-up diagram =V1WC4+V1UC46-XD51.1	Drawing name:	=	
			Ed.	KMAFFRE						+	
			Appr		P6700 Bodyside Sub - Robot Cell 2V11				Document type: ETT	Project nr: 22-16149	Page 31
Modification	Date	Name	Original		Replacement of	Replaced by	Scale 1:1				804

Terminal line-up diagram

F12_001

Part number					
Mounting rail			Strip label	End angle rear	End plate
Terminal					
Part number	Type number	Cross-section	Terminal label	Jumper	Cover
WEI.8731720000	ZTR 2.5/3AN	2.5			
WEI.8731720000	ZTR 2.5/3AN	2.5			
WEI.8731720000	ZTR 2.5/3AN	2.5			

=V1WC4+V1UC46-XD52.1

'	1	
'	2	
'	11	

			Date	10/12/2022	Volvo Trucks North America		Valiant TMS	Terminal line-up diagram =V1WC4+V1UC46-XD52.1	Drawing name:	=	
			Ed.	KMAFFRE						+	
			Appr		P6700 Bodyside Sub - Robot Cell 2V11				Document type: ETT	Project nr: 22-16149	Page 32
Modification	Date	Name	Original		Replacement of	Replaced by	Scale 1:1				804

Terminal line-up diagram

F12_001

Part number					
Mounting rail			Strip label	End angle rear	End plate
Terminal					
Part number	Type number	Cross-section	Terminal label	Jumper	Cover
WEI.8731720000	ZTR 2.5/3AN	2.5			
WEI.8731720000	ZTR 2.5/3AN	2.5			
WEI.8731720000	ZTR 2.5/3AN	2.5			

=V1WC4+V1UC46-XD53.1

'	1	
'	2	
'	11	

			Date	10/12/2022	Volvo Trucks North America		Valiant TMS	Terminal line-up diagram =V1WC4+V1UC46-XD53.1	Drawing name:	=	
			Ed.	KMAFFRE						+	
			Appr		P6700 Bodyside Sub - Robot Cell 2V11				Document type:	Project nr:	Page 33
Modification	Date	Name	Original		Replacement of	Replaced by	Scale 1:1		ETT	22-16149	804

Terminal line-up diagram

F12_001

Part number					
Mounting rail			Strip label	End angle rear	End plate
Terminal					
Part number	Type number	Cross-section	Terminal label	Jumper	Cover
WEI.8731720000	ZTR 2.5/3AN	2.5			
WEI.8731720000	ZTR 2.5/3AN	2.5			
WEI.8731720000	ZTR 2.5/3AN	2.5			

=V1WC4+V1UC46-XD54.1

'	1	
'	2	
'	11	

			Date	10/12/2022	Volvo Trucks North America		Valiant TMS	Terminal line-up diagram =V1WC4+V1UC46-XD54.1	Drawing name:	=	
			Ed.	KMAFFRE						+	
			Appr		P6700 Bodyside Sub - Robot Cell 2V11				Document type:	Project nr:	Page 34
Modification	Date	Name	Original		Replacement of	Replaced by	Scale 1:1		ETT	22-16149	804

Terminal line-up diagram

F12_001

Part number					
Mounting rail			Strip label	End angle rear	End plate
Terminal					
Part number	Type number	Cross-section	Terminal label	Jumper	Cover
WEI.1608520000	ZDU 2.5 BL	2.5 mm²			
WEI.1608740000	ZAP/TW 1				
WEI.9540000000	ZEW 35				
WEI.1608520000	ZDU 2.5 BL	2.5 mm²			
WEI.1608520000	ZDU 2.5 BL	2.5 mm²			
WEI.1608520000	ZDU 2.5 BL	2.5 mm²			
WEI.1608520000	ZDU 2.5 BL	2.5 mm²			
WEI.1608520000	ZDU 2.5 BL	2.5 mm²			
WEI.1608520000	ZDU 2.5 BL	2.5 mm²			
WEI.1608520000	ZDU 2.5 BL	2.5 mm²			
WEI.1608520000	ZDU 2.5 BL	2.5 mm²			
WEI.1608520000	ZDU 2.5 BL	2.5 mm²			

=V1PZ1PF1+V1UC61-XD11

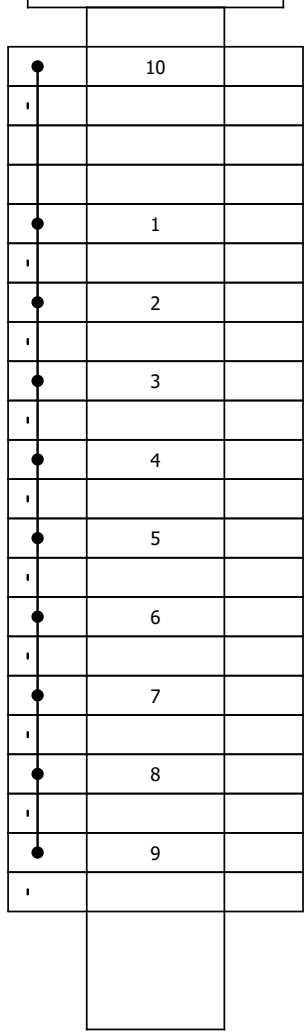

Terminal line-up diagram

F12_001

Part number					
Mounting rail			Strip label	End angle rear	End plate
Terminal					
Part number	Type number	Cross-section	Terminal label	Jumper	Cover
WEI.1608520000	ZDU 2.5 BL	2.5 mm²			
WEI.1608740000	ZAP/TW 1				
WEI.9540000000	ZEW 35				
WEI.1608520000	ZDU 2.5 BL	2.5 mm²			
WEI.1608520000	ZDU 2.5 BL	2.5 mm²			
WEI.1608520000	ZDU 2.5 BL	2.5 mm²			
WEI.1608520000	ZDU 2.5 BL	2.5 mm²			
WEI.1608520000	ZDU 2.5 BL	2.5 mm²			
WEI.1608520000	ZDU 2.5 BL	2.5 mm²			
WEI.1608520000	ZDU 2.5 BL	2.5 mm²			
WEI.1608520000	ZDU 2.5 BL	2.5 mm²			
WEI.1608520000	ZDU 2.5 BL	2.5 mm²			

=V1PZ1PF2+V1UC62-XD11

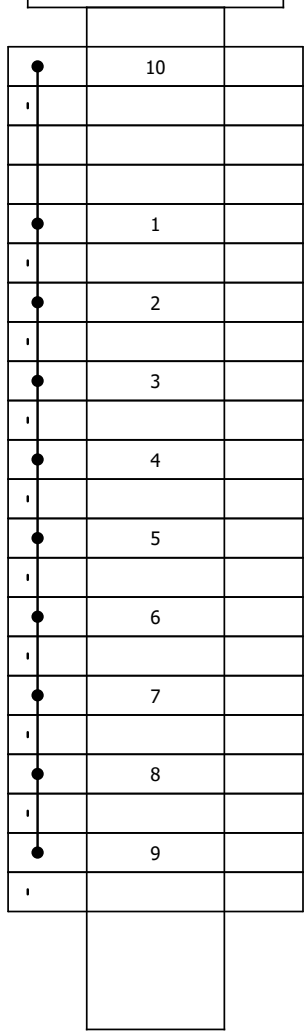

&EXX/1

			Date	10/12/2022	Volvo Trucks North America		Valiant TMS	Terminal line-up diagram =V1PZ1PF2+V1UC62-XD11	Drawing name:	=	
			Ed.	KMAFFRE						+	
			Appr		P6700 Bodyside Sub - Robot Cell 2V11		Scale 1:1		Document type: ETT	Project nr: 22-16149	Page 36 / 804
Modification	Date	Name	Original		Replacement of	Replaced by					

Summarized parts list

F02_001

Order number	Quantity	Description Designation	Type number Part number	Manufacturer Supplier	Unit price	Total price	Pos
	7 Piece	Mounting rail EN 50 022 (35x7,5)	TS 35_7,5 TS 35_7,5		0.00	0.00	
	0					0.00	
ECGB5	2 Piece	Ground bar kit, 5 positions.	ECGB5 US2.ECGB5	SIE SIE	0.00	0.00	
C1.5LG6	2 ft	Wiring Duct Covers, PVC	C1.5LG6 PAN.C1.5LG6	PAN PAN	0.00	0.00	
C1LG6	1 ft	Wiring Duct Covers, PVC	C1LG6 PAN.C1LG6	PAN PAN	0.00	0.00	
G1.5X4LG6	2 ft	Wide Slotted Wiring Duct, PVC	G1.5X4LG6 PAN.G1.5X4LG6	PAN PAN	0.00	0.00	
G1X4LG6	1 ft	Wide Slotted Wiring Duct, PVC	G1X4LG6 PAN.G1X4LG6	PAN PAN	0.00	0.00	
6ES5710-8MA11	2	STAND.SECTIONAL RAIL 35MM, LENGTH 483MM	6ES5710-8MA11 SIE.6ES5710-8MA11	SIE Siemens AG	0.00	0.00	
5386050	1 pc(s).	PC PC enclosure system, WHD: 800x1600x600 mm, Sheet steel	PC.5386050 RIT.5386050	RIT RIT	0.00	0.00	
	1		TS 8617.580		0.00	0.00	
	1		TS 8640.003		0.00	0.00	
	1		TS 8640.033		0.00	0.00	
E4PBG	2 piece	Pushbutton Enclosure, Type 12, 4PB, 22.5mm holes, 10.00Hx3.25Wx2.75D, Gray, Steel	E4PBG HOFFMAN.E4PBG	HOFFMAN HOFFMAN	0.00	0.00	
ASPBG	2 piece	Hol-Sealers Hole Seal, 1.22" diameter, Gray, Steel	ASPBG ASPBG	HOFFMAN HOFFMAN	0.00	0.00	
1SFA616915R1005	2 Piece	LEGEND PLATET KTC15-1005	KTC15-1005 ABB.1SFA616915R1005	ABB	0.00	0.00	
1SFA619550R1051	1 PCE	EMERGENCY STOP CE4T-10R-02	CE4T-10R-02 ABB.1SFA619550R1051	ABB ABB	0.00	0.00	
6ES7515-2FM02-0AB0	1	CPU 1515F-2 PN, 750KB Prog.,3MB Data	6ES7515-2FM02-0AB0 SIE.6ES7515-2FM02-0AB0	SIE SIE	0.00	0.00	
6ES7590-1AB60-0AA0	1	MOUNTING RAIL 160MM (6.3")	6ES7590-1AB60-0AA0 SIE.6ES7590-1AB60-0AA0	SIE SIE	0.00	0.00	
6ES7155-6AA01-0BN0	3	ET 200SP, IM155-6PN ST INCL. BA 2XRJ45	6ES7155-6AA01-0BN0 SIE.6ES7155-6AA01-0BN0	SIE SIE	0.00	0.00	

Summarized parts list

F02_001

Order number	Quantity	Description Designation	Type number Part number	Manufacturer Supplier	Unit price	Total price	Pos
6ES7131-6BH01-0BA0	6	ET 200SP, DI 16x 24V DC ST, PU 1	6ES7131-6BH01-0BA0 SIE.6ES7131-6BH01-0BA0	SIE SIE	0.00	0.00	
6ES7132-6BH01-0BA0	2	ET 200SP, DQ 16x 24V DC/0,5A ST, PU 1	6ES7132-6BH01-0BA0 SIE.6ES7132-6BH01-0BA0	SIE SIE	0.00	0.00	
6ES7136-6BA01-0CA0	1	ET 200SP, El-Mod., F-DI 8x24VDC HF	6ES7136-6BA01-0CA0 SIE.6ES7136-6BA01-0CA0	SIE SIE	0.00	0.00	
6GK5615-0AA00-2AA2	1	SCALANCE S615	6GK5615-0AA00-2AA2 SIE.6GK5615-0AA00-2AA2	SIE SIE	0.00	0.00	
6GK5216-0BA00-2AC2	2	SCALANCE XC216	6GK5216-0BA00-2AC2 SIE.6GK5216-0BA00-2AC2	SIE SIE	0.00	0.00	
RJ45S FKSDED 423-1M	45	Profinet cable - RJ45 plug to M12 Female receptacle; 1m long	RJ45S FKSDED 423-1M TUR.RJ45S FKSDED 423-1M	TURCK TURCK	0.00	0.00	
	2		4000-73000-0180000		0.00	0.00	
8WD4408-0AA	3 piece	Signaling column connection element for pipe mounting incl. end cover and seal	8WD4408-0AA SIE.8WD4408-0AA	SIE SIE	0.00	0.00	
8WD4420-0EA2	3 piece	Signaling column multifunctional siren element different sounds can be set 220 V	8WD4420-0EA2 SIE.8WD4420-0EA2	SIE	0.00	0.00	
8WD4420-5AB	3 piece	Signaling column continuous light element LED red, 24 V AC/DC	8WD4420-5AB SIE.8WD4420-5AB	SIE SIE	0.00	0.00	
8WD4420-5AC	3 piece	Signaling column continuous light element LED green, 24 V AC/DC	8WD4420-5AC SIE.8WD4420-5AC	SIE SIE	0.00	0.00	
1SFA619100R1022	1 PCE	PUSHBUTTON CP1-10G-20	CP1-10G-20 ABB.1SFA619100R1022	ABB ABB	0.00	0.00	
1SFA619100R1023	1 PCE	PUSHBUTTON CP1-10Y-20	CP1-10Y-20 ABB.1SFA619100R1023	ABB ABB	0.00	0.00	
1SFA619100R1111	1 PCE	PUSHBUTTON CP1-11R-10 24V AC/DC	CP1-11R-10 ABB.1SFA619100R1111	ABB ABB	0.00	0.00	
1SFA619100R1026	1 PCE	PUSHBUTTON CP1-10B-20	CP1-10B-20 ABB.1SFA619100R1026	ABB ABB	0.00	0.00	
1SFA619100R1118	1 PCE	PUSHBUTTON CP1-11C-10	CP1-11C-10 ABB.1SFA619100R1118	ABB ABB	0.00	0.00	
1SFA619200R1016	1 PCE	SELECTOR SWITCH C2SS1-10B-10	C2SS1-10B-10 ABB.1SFA619200R1016	ABB ABB	0.00	0.00	
2CDS271337R0104	3 PCE	Miniature Circuit Breaker - SU200 M - 1P - C - 10 A	SU201M-C10 ABB.2CDS271337R0104	ABB ABB	0.00	0.00	
6EP19612BA41	2	4x3-10A	6EP1961-2BA41 SIE.6EP1961-2BA41	SIE SIE	0.00	0.00	

Summarized parts list

F02_001

Order number	Quantity	Description Designation	Type number Part number	Manufacturer Supplier	Unit price	Total price	Pos
6EP4134-3AB00-2AY0	1	SITOP UPS1600	6EP4134-3AB00-2AY0 SIE.6EP4134-3AB00-2AY0	SIE	0.00	0.00	
6EP4134-0GB00-0AY0	1	SITOP UPS1100	6EP4134-0GB00-0AY0 SIE.6EP4134-0GB00-0AY0	SIE SIE	0.00	0.00	
6EP3336-7SB00-3AX0	4	SITOP PSU6200 1ph 24 V/20 A	6EP3336-7SB00-3AX0 SIE.6EP3336-7SB00-3AX0	SIE	0.00	0.00	
EMPD3FBCB-025A-M	4		EMPD3FBCB-025A-M EMPD3FBCB-025A-M	Electro-Matic Electro-Matic	0.00	0.00	
2CMA193115R1000	4	Surface socket-outlet	ABB.2CMA193115R1000	ABB ABB	0.00	0.00	
SLSCP30-1200P44NT	2	EZ-Screen System	SLSCP30-1200P44NT BAN.SLSCP30-1200P44NT	BANNER BANNER	0.00	0.00	
SLSCP30-1200P88	2	EZ-Screen System	SLSCP30-1200P88 BAN.SLSCP30-1200P88	BANNER BANNER	0.00	0.00	
MGB-L2B-PNA-R-121859	2 Piece	SWITCH	MGB-L2B-PNA-R-121859 EUC.MGB-L2B-PNA-R-121859	EUCHNER EUCHNER	0.00	0.00	
MGB-H-AA1A2-R-106049	1 Piece	HANDLE	MGB-H-AA1A2-R-106049 EUC.MGB-H-AA1A2-R-106049	EUCHNER EUCHNER	0.00	0.00	
MGB-A-MOUNTINGPLATE-H-109491	1 Piece	MOUNTING PLATE	MGB-A-MOUNTINGPLATE-H-109491 EUC.MGB-A-MOUNTINGPLATE-H-109491	EUCHNER EUCHNER	0.00	0.00	
MGB-E-A2-106051	1 Piece	ESCAPE RELEASE	MGB-E-A2-106051 EUC.MGB-E-A2-106051	EUCHNER EUCHNER	0.00	0.00	
440F-M2036HYNN	4	MatGuard Safety Mat	440F-M2036HYNN A-B.440F-M2036HYNN	A-B A-B	0.00	0.00	
2CDS253001R0324	1 PCE	3P-C32	S203-C32 ABB.2CDS253001R0324	ABB ABB	0.00	0.00	
6ES7136-6BA00-0CA0	2	ET 200SP, El-Mod., F-DI 8x24VDC HF	6ES7136-6BA00-0CA0 SIE.6ES7136-6BA00-0CA0	SIE SIEMENS	0.00	0.00	
6ES7136-6DB00-0CA0	3	ET 200SP, El-Mod., F-DQ 4xDC 24V/2A	6ES7136-6DB00-0CA0 SIE.6ES7136-6DB00-0CA0	SIE	0.00	0.00	
6ES7136-6RA00-0BF0	8	ET 200SP, F-RQ 1x24VDC/24..230VAC/5A ST	6ES7136-6RA00-0BF0 SIE.6ES7136-6RA00-0BF0	SIE	0.00	0.00	
6ES7193-6BP20-0BF0	4	BASEUNIT TYPE F0, BU20-P8+A4+0B	6ES7193-6BP20-0BF0 SIE.6ES7193-6BP20-0BF0	SIE SIE	0.00	0.00	
6GK5208-0BA00-2AC2	1	SCALANCE XC208	6GK5208-0BA00-2AC2 SIE.6GK5208-0BA00-2AC2	SIE SIE	0.00	0.00	
1050000	1 piece	Compact enclosure AX	AX.1050000 RIT.1050000	RIT	0.00	0.00	

Summarized parts list

F02_001

Order number	Quantity	Description Designation	Type number Part number	Manufacturer Supplier	Unit price	Total price	Pos
8WD4420-5AD	2 piece	Signaling column continuous light element LED yellow, 24 V AC/DC	8WD4420-5AD SIE.8WD4420-5AD	SIE SIE	0.00	0.00	
8WD4420-5AF	2 piece	Signaling column continuous light element LED blue, 24 V AC/DC	8WD4420-5AF SIE.8WD4420-5AF	SIE SIE	0.00	0.00	
1574000	2 piece	Small enclosures KX	KX.1574000 RIT.1574000	RIT	0.00	0.00	
RSF 106-2M/14.5/NPT/CS16486	2	RECEPTACLE 1-1/8" MINIFAST 10P MALE 2M	RSF 106-2M/14.5/NPT/CS16486 TUR.RSF 106-2M/14.5/NPT/CS16486	TURCK TURCK	0.00	0.00	
6AV2124-0GC01-0AX0	2	SIMATIC HMI TP700 COMFORT	6AV2124-0GC01-0AX0 SIE.6AV2124-0GC01-0AX0	SIE SIE	0.00	0.00	
RJ45S FKSDED 423-0.5M	4	Profinet cable - RJ45 plug to M12 Female receptacle; 0.5m long	RJ45S FKSDED 423-0.5M TUR.RJ45S FKSDED 423-0.5M	TURCK TURCK	0.00	0.00	
6315150	2 piece	Compact enclosure AX	AX.6315150 RIT.6315150	RIT RIT	0.00	0.00	
5051300	2 pc(s).	Accessory bag, for AX	AX.5051300 RIT.5051300	RIT RIT	0.00	0.00	
5051368	2 pc(s).	Mounting plate, for AX	AX.5051368 RIT.5051368	RIT RIT	0.00	0.00	
RSF 50-1M/NPT	3	RECEPTACLE MINI 5P MALE 1M	RSF 50-1M/NPT TUR.RSF 50-1M/NPT	TURCK TURCK	0.00	0.00	
SSA-EBM-12EB1Q8OTBB	2 piece	Push-to-Stop, Twist-to-Release Electro-Mechanical Push Buttons	SSA-EBM Series BAN.SSA-EBM-12EB1Q8OTBB	BANNER BANNER	0.00	0.00	
55339	1 Piece	MVK-MPNIO DI8 DO8 FSU	MVK-MPNIO DI8 DO8 FSU MURR.55339	MURR MURR	0.00	0.00	
805371	1 piece	K50L Series Daylight Visible Indicators	K50L2RGB7QP BAN.805371	BANNER BANNER	0.00	0.00	
SMB30A	1	Mounting kit	SMB30A BAN.32723	BANNER BANNER	0.00	0.00	
C2LG6	1 ft	Wiring Duct Covers, PVC	C2LG6 PAN.C2LG6	PAN PAN	0.00	0.00	
G2X4LG6	1 ft	Wide Slotted Wiring Duct, PVC	G2X4LG6 PAN.G2X4LG6	PAN PAN	0.00	0.00	
3VA5195-6ED31-0AA0	1	MCCB_UL_FS125_15A_3P_65KA_TM_ FTFM	3VA5195-6ED31-0AA0 SIE.3VA5195-6ED31-0AA0	SIE SIE	0.00	0.00	
3VA9977-0TA20	1	BREAKER DATA SERVER, COM100	3VA9977-0TA20 SIE.3VA9977-0TA20	SIE SIE	0.00	0.00	
7KM9300-0AE02-0AA0	1 Piece	Switched Ethernet PROFINET Module V3	7KM9300-0AE02-0AA0 SIE.7KM9300-0AE02-0AA0	SIE	0.00	0.00	

Summarized parts list

F02_001

Order number	Quantity	Description Designation	Type number Part number	Manufacturer Supplier	Unit price	Total price	Pos
3VA6225-6KP31-0AA0	1	MCCB_UL_FS250_250A_3P_65KA_ETU8_LSI	3VA6225-6KP31-0AA0 SIE.3VA6225-6KP31-0AA0	SIE SIE	0.00	0.00	
3VA9177-0TB10	1	COMMUNICATION MODULE COM060	3VA9177-0TB10 SIE.3VA9177-0TB10	SIE SIE	0.00	0.00	
PTN102-3K	1 Piece	Transformer	PTN102-3K PTN102-3K	POWERTRAN POWERTRAN	0.00	0.00	
R-3W2MT-LMF	1 piece	Multi-Environment Voltage Indicator and Safe-Test Point Combination Unit; Vertical/Flange Warning Label	R-3W2MT-LMF GT.R-3W2MT-LMF	GT	0.00	0.00	
3VA5120-6ED31-0AA0	1	MCCB_UL_FS125_20A_3P_65KA_TM_ FTFM	3VA5120-6ED31-0AA0 SIE.3VA5120-6ED31-0AA0	SIE SIE	0.00	0.00	
PTN102-7.5K	1 Piece	Transformer	PTN102-7.5K PTN102-7.5K	POWERTRAN POWERTRAN	0.00	0.00	
MB-231-03	2	3P DISTRIBUTION BLOCK 1 LINE / 4 LOAD	MB-231-03 MB-231-03	SYNDEVCO SYNDEVCO	0.00	0.00	
STGS-3D-3D	2	3P GROUND BLOCK 3 LINE / 3 LOAD	STGS-3D-3D STGS-3D-3D	SYNDEVCO SYNDEVCO	0.00	0.00	
5SJ4120-7HG41	1	CIRCUIT BREAKER 240V 14KA, 1-POLE, C, 20A, D=70MM	5SJ4120-7HG41 SIE.5SJ4120-7HG41	SIE SIE	0.00	0.00	
5ST3010-0HG	7	AUXILARY SWITCH 1NO1NC UL489	5ST3010-0HG SIE.5ST3010-0HG	SIE SIE	0.00	0.00	
5SJ4110-7HG41	1	CIRCUIT BREAKER 240V 14KA, 1-POLE, C, 10A, D=70MM	5SJ4110-7HG41 SIE.5SJ4110-7HG41	SIE SIE	0.00	0.00	
5SJ4103-7HG41	1	CIRCUIT BREAKER 240V 14KA, 1-POLE, C, 3A, D=70MM	5SJ4103-7HG41 SIE.5SJ4103-7HG41	SIE SIE	0.00	0.00	
5SJ4116-7HG41	5	CIRCUIT BREAKER 240V 14KA, 1-POLE, C, 16A, D=70MM	5SJ4116-7HG41 SIE.5SJ4116-7HG41	SIE SIE	0.00	0.00	
5SJ4106-7HG41	1	CIRCUIT BREAKER 240V 14KA, 1-POLE, C, 6A, D=70MM	5SJ4106-7HG41 SIE.5SJ4106-7HG41	SIE SIE	0.00	0.00	
P-P11#2R2-K3RD5	1 piece	Panel Interface Connector with USB Type A/F to USB Type A/M [QTY: 1]; Category 5 RJ45; Panel Mount Housing; UL Type 4; Duplex Outlet; 5 Amp Circuit Breaker	P-P11#2R2-K3RD5 GT.P-P11#2R2-K3RD5	GT_N	0.00	0.00	
RSF 36-1M W/LN	1	RECEPTACLE MINI 3P MALE 1M	RSF 36-1M W/LN TUR.RSF 36-1M W/LN	TURCK TURCK	0.00	0.00	
6EP4438-7FB00-3DX0	2	SITOP SEL1200 8 x 10A	6EP4438-7FB00-3DX0 SIE.6EP4438-7FB00-3DX0	SIE	0.00	0.00	
RKF 50-1M/NPT	3	RECEPTACLE MINI 5P FEMALE 1M	RKF 50-1M/NPT TUR.RKF 50-1M/NPT	TURCK TURCK	0.00	0.00	
EMPD3FBCB-100A-M	1		EMPD3FBCB-100A-M EMPD3FBCB-100A-M	Electro-Matic Electro-Matic	0.00	0.00	

Summarized parts list

F02_001

Order number	Quantity	Description Designation	Type number Part number	Manufacturer Supplier	Unit price	Total price	Pos
SJ15-E2-V1-Y40122	1 Piece	Inductive slot sensor	SJ15-E2-V1-Y40122 P+F.SJ15-E2-V1-Y40122	P+F P+F	0.00	0.00	
1627295	19 piece	Inductive sensor With WeldGuard™ coating	BI20U-CA40-AP6X2-H1141/S1590W/BS2.1 TUR.BI20U-CA40-AP6X2-H1141/S1590W/BS2.1	TURCK TURCK	0.00	0.00	
55556	2 Piece	Field bus, decentralized peripheral - digital I/O module	MVK-MPNIO F DI16/8 7/8" IRT MURR.55556	MURR	0.00	0.00	
BS 8251-0/PG9	4 piece	MALE 5-PIN M12 FIELD ATTACHABLE CONNECTOR	BS 8251-0/PG9 TUR.BS 8251-0/PG9	TURCK TURCK	0.00	0.00	
1662083	14 piece	Inductive sensor	BI8U-Q08-AP6X2-0.2-RS4T/S1589 TUR.BI8U-Q08-AP6X2-0.2-RS4T/S1589	TURCK TURCK	0.00	0.00	
1644789	4 piece	Inductive sensor With WeldGuard™ coating	BI8U-MT18-AP6X-H1141/S1589 TUR.BI8U-MT18-AP6X-H1141/S1589	TURCK TURCK	0.00	0.00	
VB2-FSM 4.4/2FKM 4/S3450	48	Y splitter	U2-30676 TUR.VB2-FSM 4.4/2FKM 4/S3450	TURCK TURCK	0.00	0.00	
548755	0	Bus node	CPX-FB33 FES.548755	FES FES	0.00	0.00	
550208	0	Interlinking block	CPX-M-GE-EV-S-7/8-5POL FES.550208	FES FES	0.00	0.00	
549335	0	Manifold block	CPX-M-AB-8-M12X2-5POL FES.549335	FES FES	0.00	0.00	
4570890	46 piece	Inductive sensor	BI2-CRS260-AP4X2-H1141/S34 TUR.BI2-CRS260-AP4X2-H1141/S34	TURCK TURCK	0.00	0.00	
WWS001A	11 piece	Inductive sensor Monitoring Kit for Power Clamps	WWS001A WEL.WWS001A	WELKER WELKER	0.00	0.00	
1324644	49 piece	Inductive sensor Monitoring Kit for Power Clamps	1324644 TUN.1324644	TUNKERS TUNKERS	0.00	0.00	
1324638	4 piece	Inductive sensor Monitoring Kit for Power Clamps	1324638 TUN.1324638	TUNKERS TUNKERS	0.00	0.00	
285425	4 piece	Inductive sensor Monitoring Kit for Power Clamps	285425 TUN.285425	P+F TUNKERS	0.00	0.00	
RSM-2RKM 50	2 piece	TEE, 5-PIN MINI, STANDARD KEYWAY	U2109-9 TUR.RSM-2RKM 50	TURCK TURCK	0.00	0.00	
1634994	11 piece	Inductive sensor	1634994 TUR.NI10U-MT12E-AP6X2-H1141/S1589	TURCK TURCK	0.00	0.00	
16447411	4 piece	Inductive sensor	BI8U-MT18M-AP6X2-H1141/S1589 TUR.16447411	TUR	0.00	0.00	
SETS8205SID5	3	Golvskåp TS 8 sidskåp	TS8 RIT.SETS8205SID5	RIT RIT	0.00	0.00	

Terminal-strip overview

F14_001

Terminal strip	Terminal strip definition text	Terminals					Graphical page of terminal diagrams
		first	last	Total PE	Total N	Total number	
=KF0KF1+UC31-PC1		DVI		0	0	4	
=KF0KF1+UC31-PH1		DVI	DVI	0	0	1	
=KF0WC3+UC31-XD1		L1	PE	0	0	5	
=KF0WC3+UC31-XD2		1L1	PE	0	0	5	
=KF0WC4+UC31-XD11		1	13	0	0	6	
=KF0WC4+UC31-XD12		1	14	0	0	8	
=KF0WC4+UC31-XD13		1	13	0	0	6	
=KF0WC4+UC31-XD14		1	14	0	0	8	

Terminal-strip overview

F14_001

Terminal strip	Terminal strip definition text	Terminals					Graphical page of terminal diagrams
		first	last	Total PE	Total N	Total number	
=V1WC1+V1UC11-PE		PE	PE	0	0	1	
=V1WC2+V1UC11-XD1		1	16	0	0	16	
=V1WC2+V1UC11-XD2		1	8	0	0	8	
=V1WC2+V1UC11-XD3		1	5	0	0	5	
=V1WC3+V1UC11-XD1		1	4	0	0	6	
=V1WC3+V1UC11-XD2		1	8	0	0	12	
=V1WC3+V1UC11-XD3		1	8	0	0	8	
=V1WC4+V1UC11-KF11.14		1	4	0	0	4	
=V1WC4+V1UC11-XD5		1	1	0	0	1	
=V1WC4+V1UC11-XD6		1	1	0	0	1	
=V1WC4+V1UC11-XD10		1	14	0	0	15	
=V1WC4+V1UC11-XD11		1	1	0	0	1	
=V1WC4+V1UC11-XD12		1	2	0	0	2	
=V1WC4+V1UC11-XD13		1	8	0	0	8	
=V1WC4+V1UC11-XD14		1	2	0	0	2	
=V1WC4+V1UC11-XD20		1	8	0	0	8	
=V1WC4+V1UC11-XD51		1	2	0	0	2	
=V1WC4+V1UC11-XD52		1	2	0	0	2	
=V1WC4+V1UC11-XD53		1	2	0	0	2	
=V1WC4+V1UC11-XD54		1	2	0	0	2	

Terminal-strip overview

F14_001

Terminal strip	Terminal strip definition text	Terminals					Graphical page of terminal diagrams
		first	last	Total PE	Total N	Total number	
=V1WC4+V1UC46-XD11		1	19	0	0	18	
=V1WC4+V1UC46-XD14		1	11	0	0	2	
=V1WC4+V1UC46-XD51.1		1	11	0	0	3	
=V1WC4+V1UC46-XD52.1		1	11	0	0	3	
=V1WC4+V1UC46-XD53.1		1	11	0	0	3	
=V1WC4+V1UC46-XD54.1		1	11	0	0	3	

Terminal-strip overview

F14_001

Terminal strip	Terminal strip definition text	Terminals					Graphical page of terminal diagrams
		first	last	Total PE	Total N	Total number	
=V1PZ1PF1+V1UC61-XD11		10	9	0	0	20	

1.b 1.d

			Date	8/28/2022	Volvo Trucks North America	Valiant TMS	Terminal-strip overview : =V1PZ1PF1+V1UC61-XD11 - =V1PZ1PF1+V1UC61-XD11	Drawing name: =2V11&EFS-EL	=	
			Ed.	MKLEPADLO	P6700 Bodyside Sub - Robot Cell 2V11				+	
			Appr			Scale 1:1		Document type: EYY	Project nr: 22-16149	Page 1.c 804
Modification	Date	Name	Original		Replacement of / Replaced by					

Terminal-strip overview

F14_001

Terminal strip	Terminal strip definition text	Terminals					Graphical page of terminal diagrams
		first	last	Total PE	Total N	Total number	
=V1PZ1PF2+V1UC62-XD11		10	9	0	0	20	

1	2	3	4	5	6	7	8	9	10

MODIFIED DRAWINGS NOT REVISED IN THE ORIGINAL				DRAWINGS FOR REVISION			REPLACE AFTER REV. BY ORIGINAL		
DATE	SIGN.	DRAWING NR:	SHEET NR:	DATE	SIGN.	REV. AV	DATE	SIGN.	REV.

&EYY/1.d

2

			Date	7/27/2022	Volvo Trucks North America	Valiant TMS	Amendment page	Drawing name: =2V11&EFS-EL	=	
			Ed.	KMAFFRE	P6700 Bodyside Sub - Robot Cell 2V11				+	
			Appr					Document type: EAZ	Project nr: 22-16149	Page 1
Modification	Date	Name	Original		Replacement of	Replaced by	Scale 1:10			804

1	2	3	4	5	6	7	8	9	10

LATEST REVISION

REV.	DATE	SIGN.	DRAWING NR:	SHEET NR:
1	2022-08-02	KMAFFRE	&EAA	5
1	2022-08-02	KMAFFRE	&EFS=KF0WC3+UC31	2
1	2022-08-02	KMAFFRE	&EFS=KH0+KH0	1,2
1	2022-08-02	KMAFFRE	&EFS=V1FQ1+V1FQ1	20,21
1	2022-08-02	KMAFFRE	&EFS=V1WC2+V1UC11	41,42,43
1	2022-08-02	KMAFFRE	&EFS=V1WC3+V1UC11	1,2
1	2022-08-02	KMAFFRE	&EFS=V1WC4+V1UC11	1,2,5,6,7,8,9,10,11,12,13,14,15,16,17,18,19,20,21,22,23,24,25,26,27
1	2022-08-02	KMAFFRE	&EFS=V1WC4+V1UC46	3,4,5,6
1	2022-08-02	KMAFFRE	&EFS=V1SF1+V1UC71	1
1	2022-08-02	KMAFFRE	&EFS=V1SF1+V1UC72	1
1	2022-08-02	KMAFFRE	&EFS=V1PZ1+UC61	1
1	2022-08-02	KMAFFRE	&EFS=V1PZ1+UC62	1
1	2022-08-02	KMAFFRE	&EFS=V1KF1+V1UC11	10,12
1	2022-08-02	KMAFFRE	&EFS=V1KF1+V1UC46	102,103
1	2022-08-02	KMAFFRE	&EFS=V1KF1+V1UC51	1
1	2022-08-02	KMAFFRE	&EFS=V1KF1+V1UC52	1
1	2022-08-02	KMAFFRE	&ELU=V1UC31+UC31	1,2
1	2022-08-02	KMAFFRE	&ELU=V1UC46+UC46	1
1	2022-08-02	KMAFFRE	&ELU=V1SF1+V1UC51	1
1	2022-08-02	KMAFFRE	&ELU=V1SF1+V1UC52	1
1	2022-08-02	KMAFFRE	&ELU=V1SF1+V1UC71	1
1	2022-08-02	KMAFFRE	&ELU=V1SF1+V1UC72	1
1	2022-08-02	KMAFFRE	&ELU=V1PZ1+V1UC61	1
1	2022-08-02	KMAFFRE	&ELU=V1PZ1+V1UC62	1

LATEST REVISION

REV.	DATE	SIGN.	DRAWING NR:	SHEET NR:
2	2022-08-15	KMAFFRE	&EFS=V1WC1+V1UC11	1
2	2022-08-15	KMAFFRE	&EFS=V1WC2+V1UC11	10,16,41,42,43
2	2022-08-15	KMAFFRE	&EFS=V1WC2+V1UC161	10
2	2022-08-15	KMAFFRE	&EFS=V1WC2+V1UC162	10
2	2022-08-15	KMAFFRE	&EFS=V1WC3+V1UC11	1,2,3,4
2	2022-08-15	KMAFFRE	&EFS=V1WC4+V1UC11	1~27
2	2022-08-15	KMAFFRE	&EFS=V1AR21XQ11WC1+V1AR21XQ11UC01	10
2	2022-08-15	KMAFFRE	&EFS=V1AR22XQ11WC1+V1AR22XQ11UC01	10
2	2022-08-15	KMAFFRE	&EFS=V1AR23XQ11WC1+V1AR23XQ11UC01	10
2	2022-08-15	KMAFFRE	&EFS=V1AR24XQ11WC1+V1AR24XQ11UC01	10
2	2022-09-06	KMAFFRE	&EFS=V1WR1UQ52KF1+V1WR1UQ52	3,4,5
2	2022-09-06	KMAFFRE	&EFS=V1WR1UQ52UQ7+V1WR1UQ52UQ7	1
2	2022-09-06	KMAFFRE	&EFS=V1WR1UQ52UQ9+V1WR1UQ52UQ9	1

1	2	3	4	5	6	7	8	9	10

LATEST REVISION

REV.	DATE	SIGN.	DRAWING NR:	SHEET NR:
3	2022-09-12	KMAFFRE	&EFS=V1WR1UQ51KF1+V1WR1UQ51	4
3	2022-09-12	KMAFFRE	&EFS=V1WR1UQ51KF2+V1WR1UQ51	4
3	2022-09-12	KMAFFRE	&EFS=V1WR1UQ51UQ1+V1WR1UQ51UQ1	1
3	2022-09-12	KMAFFRE	&EFS=V1WR1UQ51UQ2+V1WR1UQ51UQ2	1
3	2022-09-12	KMAFFRE	&EFS=V1WR1UQ51UQ3+V1WR1UQ51UQ3	1
3	2022-09-12	KMAFFRE	&EFS=V1WR1UQ51UQ4+V1WR1UQ51UQ4	1
3	2022-09-12	KMAFFRE	&EFS=V1WR1UQ51UQ5+V1WR1UQ51UQ5	1
3	2022-09-12	KMAFFRE	&EFS=V1WR1UQ51UQ6+V1WR1UQ51UQ6	1
3	2022-09-12	KMAFFRE	&EFS=V1WR1UQ51UQ7+V1WR1UQ51UQ7	1
3	2022-09-12	KMAFFRE	&EFS=V1WR1UQ51UQ8+V1WR1UQ51UQ8	1
3	2022-09-12	KMAFFRE	&EFS=V1WR1UQ51UQ9+V1WR1UQ51UQ9	1
3	2022-09-12	KMAFFRE	&EFS=V1WR1UQ51UQ10+V1WR1UQ51UQ10	1
3	2022-09-12	KMAFFRE	&EFS=V1WR1UQ51UQ11+V1WR1UQ51UQ11	1
3	2022-09-12	KMAFFRE	&EFS=V1WR1UQ51UQ12+V1WR1UQ51UQ12	1
3	2022-09-12	KMAFFRE	&EFS=V1WR1UQ51UQ13+V1WR1UQ51UQ13	1
3	2022-09-12	KMAFFRE	&EFS=V1WR1UQ51UQ14+V1WR1UQ51UQ14	1
3	2022-09-12	KMAFFRE	&EFS=V1WR1UQ51UQ15+V1WR1UQ51UQ15	1
3	2022-09-12	KMAFFRE	&EFS=V1WR1UQ51UQ16+V1WR1UQ51UQ16	1
3	2022-09-12	KMAFFRE	&EFS=V1WR1UQ51UQ17+V1WR1UQ51UQ17	1
3	2022-09-12	KMAFFRE	&EFS=V1WR1UQ51UQ18+V1WR1UQ51UQ18	1
3	2022-09-12	KMAFFRE	&EFS=V1WR1UQ51UQ19+V1WR1UQ51UQ19	1
3	2022-09-12	KMAFFRE	&EFS=V1WR1UQ51UQ20+V1WR1UQ51UQ20	1
3	2022-09-12	KMAFFRE	&EFS=V1WR1UQ52KF1+V1WR1UQ52	4
3	2022-09-12	KMAFFRE	&EFS=V1WR1UQ52UQ1+V1WR1UQ52UQ1	1
3	2022-09-12	KMAFFRE	&EFS=V1WR1UQ52UQ2+V1WR1UQ52UQ2	1
3	2022-09-12	KMAFFRE	&EFS=V1WR1UQ52UQ3+V1WR1UQ52UQ3	1
3	2022-09-12	KMAFFRE	&EFS=V1WR1UQ52UQ4+V1WR1UQ52UQ4	1
3	2022-09-12	KMAFFRE	&EFS=V1WR1UQ52UQ5+V1WR1UQ52UQ5	1
3	2022-09-12	KMAFFRE	&EFS=V1WR1UQ52UQ6+V1WR1UQ52UQ6	1
3	2022-09-12	KMAFFRE	&EFS=V1WR1UQ52UQ7+V1WR1UQ52UQ7	1
3	2022-09-12	KMAFFRE	&EFS=V1WR1UQ52UQ8+V1WR1UQ52UQ8	1
3	2022-09-12	KMAFFRE	&EFS=V1WR1UQ52UQ9+V1WR1UQ52UQ9	1

1	2	3	4	5	6	7	8	9	10

LATEST REVISION

REV.	DATE	SIGN.	DRAWING NR:	SHEET NR:
3	2022-09-12	KMAFFRE	&EFS=V1WR1UQ53KF1+V1WR1UQ53	4
3	2022-09-12	KMAFFRE	&EFS=V1WR1UQ53KF2+V1WR1UQ53	4
3	2022-09-12	KMAFFRE	&EFS=V1WR1UQ53UQ1+V1WR1UQ53UQ1	1
3	2022-09-12	KMAFFRE	&EFS=V1WR1UQ53UQ2+V1WR1UQ53UQ2	1
3	2022-09-12	KMAFFRE	&EFS=V1WR1UQ53UQ3+V1WR1UQ53UQ3	1
3	2022-09-12	KMAFFRE	&EFS=V1WR1UQ53UQ4+V1WR1UQ53UQ4	1
3	2022-09-12	KMAFFRE	&EFS=V1WR1UQ53UQ5+V1WR1UQ53UQ5	1
3	2022-09-12	KMAFFRE	&EFS=V1WR1UQ53UQ6+V1WR1UQ53UQ6	1
3	2022-09-12	KMAFFRE	&EFS=V1WR1UQ53UQ7+V1WR1UQ53UQ7	1
3	2022-09-12	KMAFFRE	&EFS=V1WR1UQ53UQ8+V1WR1UQ53UQ8	1
3	2022-09-12	KMAFFRE	&EFS=V1WR1UQ53UQ9+V1WR1UQ53UQ9	1
3	2022-09-12	KMAFFRE	&EFS=V1WR1UQ53UQ10+V1WR1UQ53UQ10	1
3	2022-09-12	KMAFFRE	&EFS=V1WR1UQ53UQ11+V1WR1UQ53UQ11	1
3	2022-09-12	KMAFFRE	&EFS=V1WR1UQ53UQ12+V1WR1UQ53UQ12	1
3	2022-09-12	KMAFFRE	&EFS=V1WR1UQ53UQ13+V1WR1UQ53UQ13	1
3	2022-09-12	KMAFFRE	&EFS=V1WR1UQ53UQ14+V1WR1UQ53UQ14	1
3	2022-09-12	KMAFFRE	&EFS=V1WR1UQ53UQ15+V1WR1UQ53UQ15	1
3	2022-09-12	KMAFFRE	&EFS=V1WR1UQ53UQ16+V1WR1UQ53UQ16	1
3	2022-09-12	KMAFFRE	&EFS=V1WR1UQ53UQ17+V1WR1UQ53UQ17	1
3	2022-09-12	KMAFFRE	&EFS=V1WR1UQ53UQ18+V1WR1UQ53UQ18	1
3	2022-09-12	KMAFFRE	&EFS=V1WR1UQ53UQ19+V1WR1UQ53UQ19	1
3	2022-09-12	KMAFFRE	&EFS=V1WR1UQ53UQ20+V1WR1UQ53UQ20	1
3	2022-09-12	KMAFFRE	&EFS=V1WR1UQ54KF1+V1WR1UQ54	4
3	2022-09-12	KMAFFRE	&EFS=V1WR1UQ54UQ1+V1WR1UQ54UQ1	1
3	2022-09-12	KMAFFRE	&EFS=V1WR1UQ54UQ2+V1WR1UQ54UQ2	1
3	2022-09-12	KMAFFRE	&EFS=V1WR1UQ54UQ3+V1WR1UQ54UQ3	1
3	2022-09-12	KMAFFRE	&EFS=V1WR1UQ54UQ4+V1WR1UQ54UQ4	1
3	2022-09-12	KMAFFRE	&EFS=V1WR1UQ54UQ5+V1WR1UQ54UQ5	1
3	2022-09-12	KMAFFRE	&EFS=V1WR1UQ54UQ6+V1WR1UQ54UQ6	1
3	2022-09-12	KMAFFRE	&EFS=V1WR1UQ54UQ7+V1WR1UQ54UQ7	1
3	2022-09-12	KMAFFRE	&EFS=V1WR1UQ54UQ8+V1WR1UQ54UQ8	1

1	2	3	4	5	6	7	8	9	10

LATEST REVISION

REV.	DATE	SIGN.	DRAWING NR:	SHEET NR:
4	2022-10-05	KMAFFRE	&EFS=V1WR1KF2+V1WR1	1

5 7

			Date	10/5/2022	Volvo Trucks North America	Valiant TMS	Amendment page	Drawing name: =2V11&EFS-EL	=		
			Ed.	KMAFFRE	P6700 Bodyside Sub - Robot Cell 2V11				+		
			Appr			Scale 1:10		Document type: EAZ	Project nr: 22-16149	Page	6
Modification	Date	Name	Original		Replacement of / Replaced by						804

1	2	3	4	5	6	7	8	9	10

LATEST REVISION

REV.	DATE	SIGN.	DRAWING NR:	SHEET NR:
5	2022-10-12	KMAFFRE	&EFS=V1WR1KF1+V1WR1	1
5	2022-10-12	KMAFFRE	&EFS=V1WR1KF2+V1WR1	1

6 8

			Date	10/12/2022	Volvo Trucks North America	Valiant TMS	Amendment page	Drawing name: =2V11&EFS-EL	=		
			Ed.	KMAFFRE					+		
			Appr		P6700 Bodyside Sub - Robot Cell 2V11			Document type: EAZ	Project nr: 22-16149	Page	7
Modification	Date	Name	Original		Replacement of / Replaced by	Scale 1:10					804

1	2	3	4	5	6	7	8	9	10

LATEST REVISION

REV.	DATE	SIGN.	DRAWING NR:	SHEET NR:
6	2022-10-19	KMAFFRE	&EFS=KH3+KH3	1,2
6	2022-10-19	KMAFFRE	&EFS=V1KF1+V1UC11	12
6	2022-10-19	KMAFFRE	&EFS=V1WC4+V1UC11	5

7

			Date	10/19/2022	Volvo Trucks North America		Valiant TMS	Amendment page	Drawing name: =2V11&EFS-EL	=	
			Ed.	KMAFFRE						+	
			Appr		P6700 Bodyside Sub - Robot Cell 2V11				Document type: EAZ	Project nr: 22-16149	Page 8
Modification	Date	Name	Original		Replacement of	Replaced by	Scale 1:10				804