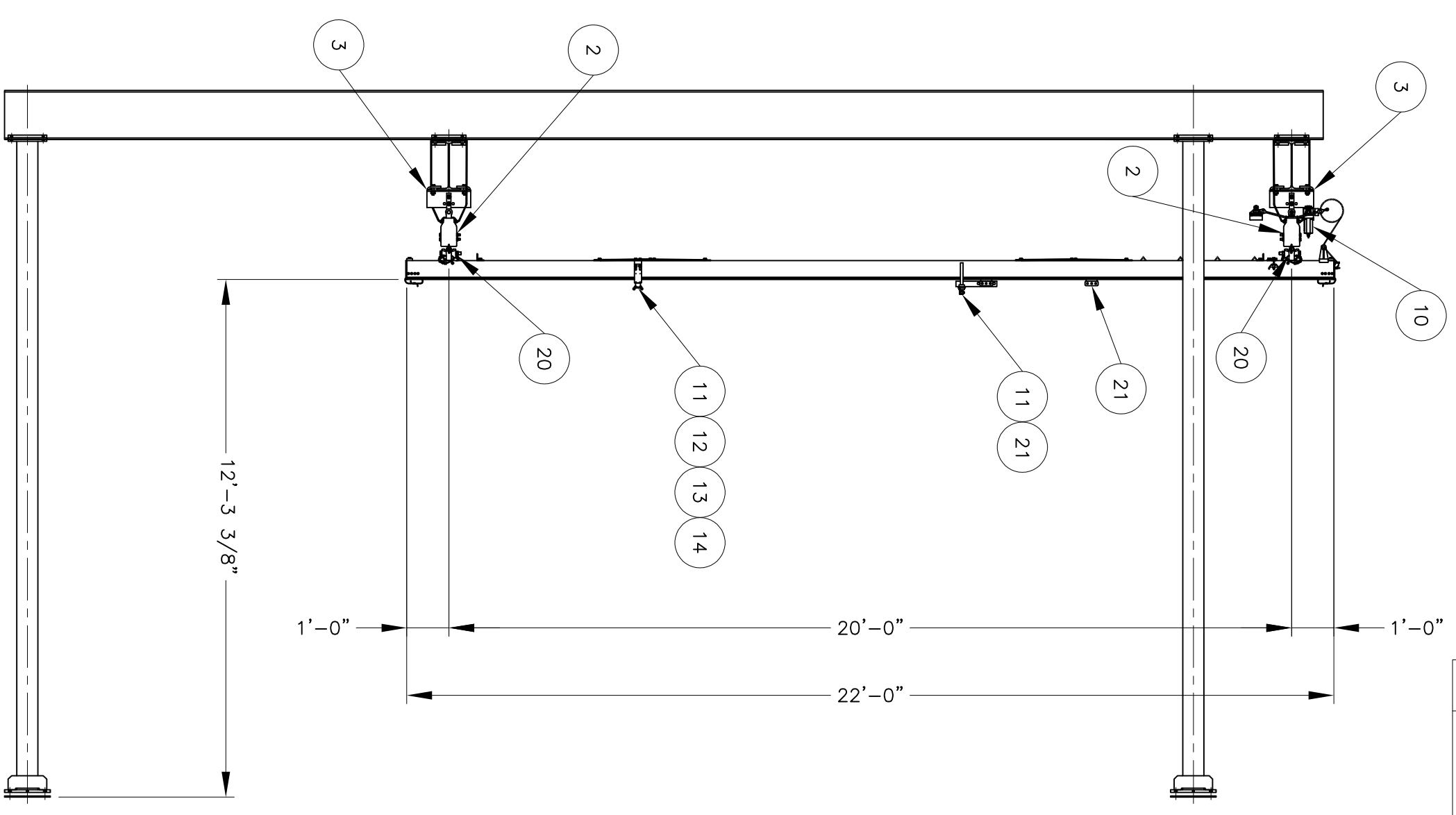
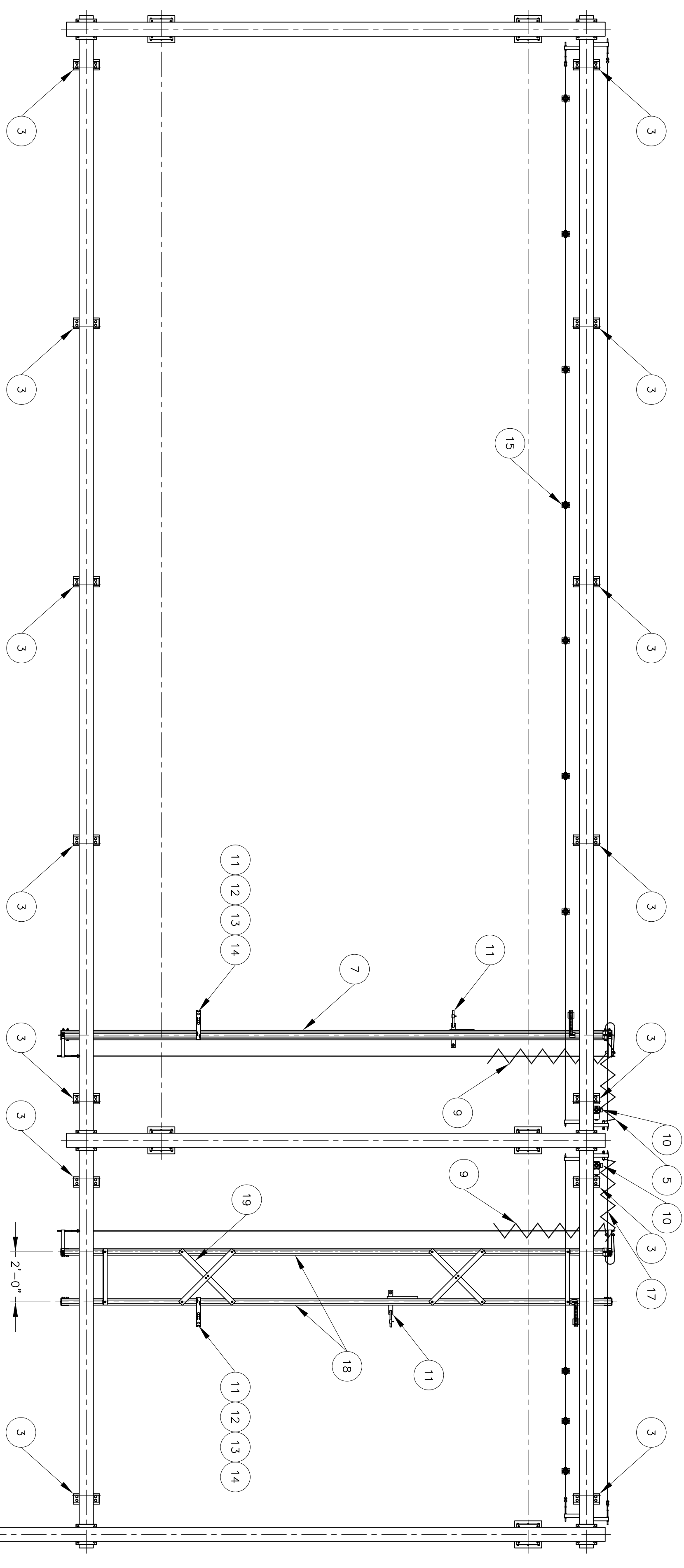
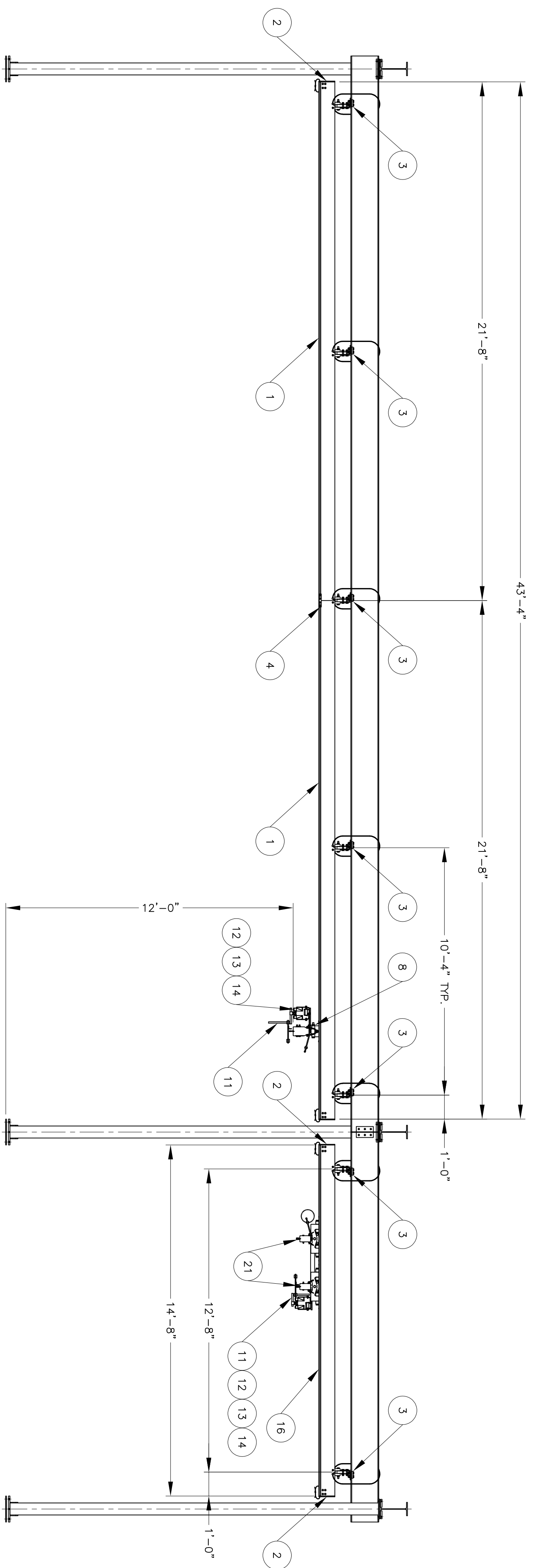


REVISIONS		DATE	BY
—	INITIAL DRAWING RELEASE	1/4/24	JPH
A	CORRECTED ITEM 15	1/5/24	JPH



- NOTES:
1. STRUCTURE RATED LOAD 1250 LBS.
  2. DUAL GIRDER BRIDGE HAS A RATED LOAD OF 750 LBS.
  3. DUAL GIRDER BRIDGE HAS A RATED LOAD OF 500 LBS.
  4. RUNWAYS HAVE A RATED LOAD OF 750 LBS.
  5. PAINT RUNWAY AND BRIDGE RAILS UNIFIED SAFETY YELLOW.
  6. PAINT STRUCTURE LIGHT GREY RAL 7035.
  7. STRUCTURE WEIGHT 1973 LBS.
  8. SYSTEM WEIGHT 9964 LBS.
  9. STRUCTURE WEIGHT 9964 LBS.
  10. ITEM 6 NOT SHOWN.
  11. ADD 5'-0" OF TRAVEL LENGTH TO ITEM 15.



ITEM Q'TY	DESCRIPTION	PART NO.	
22	1	FREE STAND ASSEMBLY 71704-D01A	71704D01
21	4	ETA-4/5 THREE HOLE MOUNT LOAD TROLLEY	20115
20	4	ETA-8 RIGID DUAL END TRUCK WITHOUT KICKUP	22052
19	1	ETA-8/5 X BRACE ASSEMBLY 24" C/C OVER 14'-0" SPAN	25990
18	2	ETA-6 BRIDGE RAIL x 22'-0"	ETA6BR22
17	1	1/2" x 15'-0" RUNWAY AIR FESTOON KIT	29115
16	2	ETA-8 RUNWAY RAIL x 14'-8"	ETA8RW15
15	1	BRIDGE ELECTRIC TAGLINE KIT x 40'-0"	29640 A
14	4	4-PIN MICRO RECEPTICAL 1/2 NPT 0.5M PISTAL	67003
13	4	AB 802T-W4C FORKED ROLLER LEVER STEEL	67002
12	4	ALLEN-BRADLEY 802T AMP LIMIT SWITCH	67001
11	2	DUAL OVER TRAVEL SWITCH ASSEMBLY FOR BALANCER	25676
10	2	FR ASSEMBLY 1/2" (PARKER)	25503
9	2	1/2" x 25'-0" RUNWAY AIR FESTOON KIT	29125
8	2	SINGLE END TRUCK W/KICKUP ETA-5/8 BR TO RUN ETA-8 RW	22046
7	1	ETA-8 BRIDGE RAIL x 22'-0"	ETA8BR22
6	1	176 ETA-8 MID-STOP ASSEMBLY	25570
5	1	1/2" x 45'-0" RUNWAY AIR FESTOON KIT	29145
4	2	ETA-8 BOLTED SPLICE ASSEMBLY	25552
3	14	ETA-8 BEAM HANGER 4" TO 8"	27061
2	8	ETA-8 POLY DOUBLE END CAP ASSEMBLY	24950
1	4	ETA-8 RUNWAY RAIL x 21'-8" PREP ES/SPL	ETA8RW22

(1) REQ'D LH DOOR LOAD & LID GEO S1 FREE STAND SYSTEM LAYOUT 71704-L01A

UNLESS OTHERWISE NOTED:  
 X = ±.030 FRACTIONS = ±1/16"  
 XX = ±.010 ANGLES = ±1°/30"  
 .XXX = 1.005  
 \*BREAK ALL SHARP EDGES WITH COR MAXIMUM  
 DO NOT SCALE DRAWING

**UNIFIED INDUSTRIES, INC.**  
 A Columbus McKinnon Company

RHINO ASSEMBLY CORPORATION/VOLVO  
 LH DOOR LOAD & LID GEO  
 S1 FREE STAND SYSTEM LAYOUT

APPROVALS	DATE
<i>gph</i>	1/4/2024
<i>gph</i>	1/4/2024
<i>gph</i>	1/4/2024

PLANT DATE: 1/4/2024  
 SIZE: D  
 DWG NO: 71704L01A.DWG  
 SCALE: 5/16"=1'-0"  
 PART. NO.  
 REF. FILE  
 SHEET 2 OF 5  
 REV. A

NOTICE TO PERSONS RECEIVING THIS DRAWING AND/OR TECHNICAL INFORMATION:  
 Unified Industries Inc. claims proprietary rights in the material disclosed herein.  
 This drawing and/or technical information is loaned for mutual assistance and is subjected to recall by Unified Industries at any time. This drawing and/or technical information is the property of Unified Industries.  
 without direct permission from Unified Industries to the user. This drawing and/or technical information is loaned for mutual assistance and is subjected to recall by Unified Industries at any time. This drawing and/or technical information is the property of Unified Industries.