

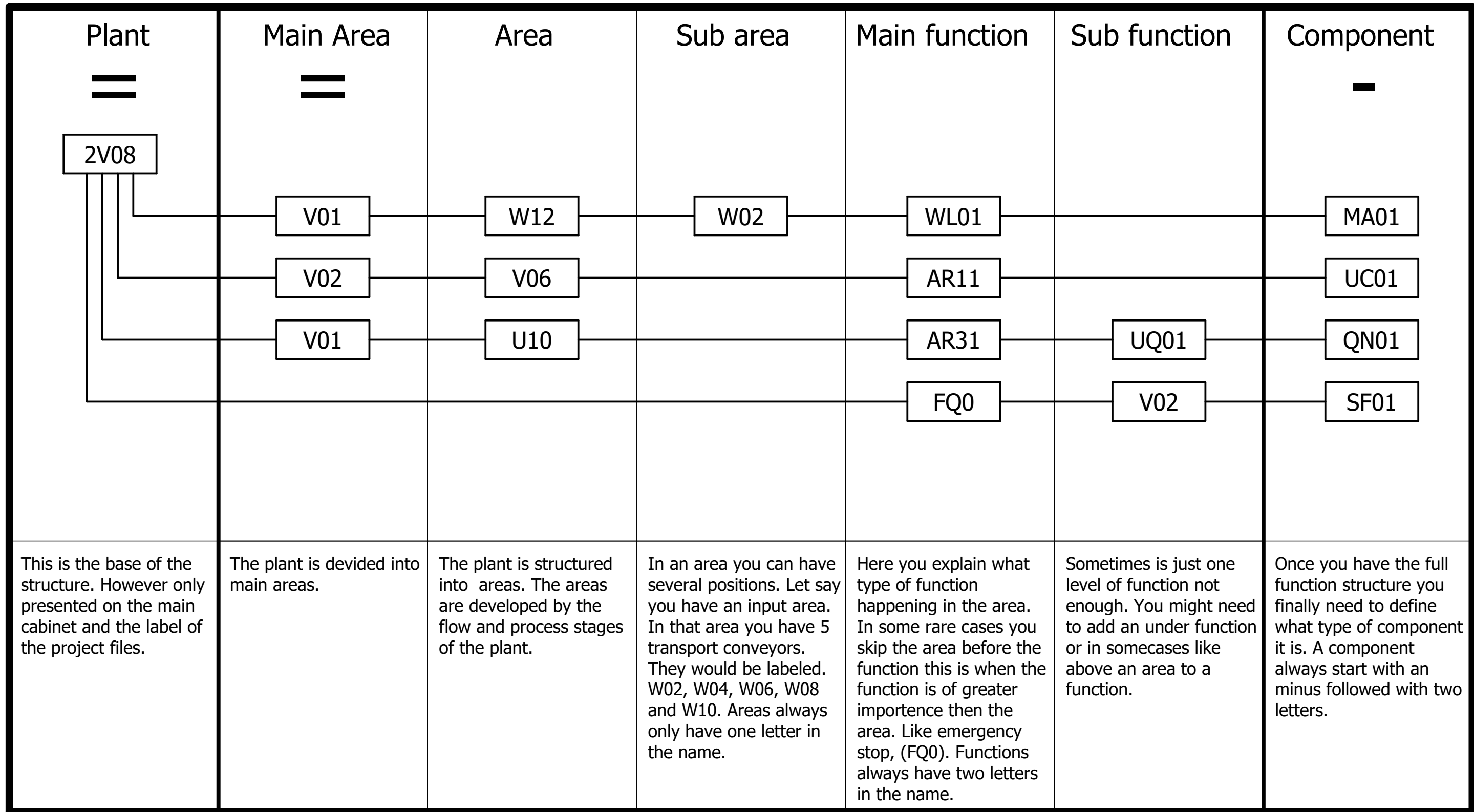


# Valiant TMS



Company / customer	Volvo Trucks NA	
Project description	P6700 Closure Hang - Cell 2V14	
drawing number	22-16175	
Commission	Volvo Trucks North America	
Manufacturer (company)	Valiant TMS	
Project name	=2V14&EFS_EL	
Type	P6700 Closure Hang - Cell 2V14	
Created on	3/15/2023	
Edit date	3/22/2024	by (short name) MKLEPADLO
		Number of pages 436

			Date	6/29/2023	Volvo Trucks North America		Valiant TMS	Title page / cover sheet	Drawing name:	=		
			Ed.	MKLEPADLO	P6700 Closure Hang - Cell 2V14					=2V14&EFS_EL	+	
			Appr							Document type:	Project nr:	Page
Modification	Date	Name	Original		Replacement of	Replaced by	Scale 1:1		EAA	22-16175	1	
											436	





# Purpose

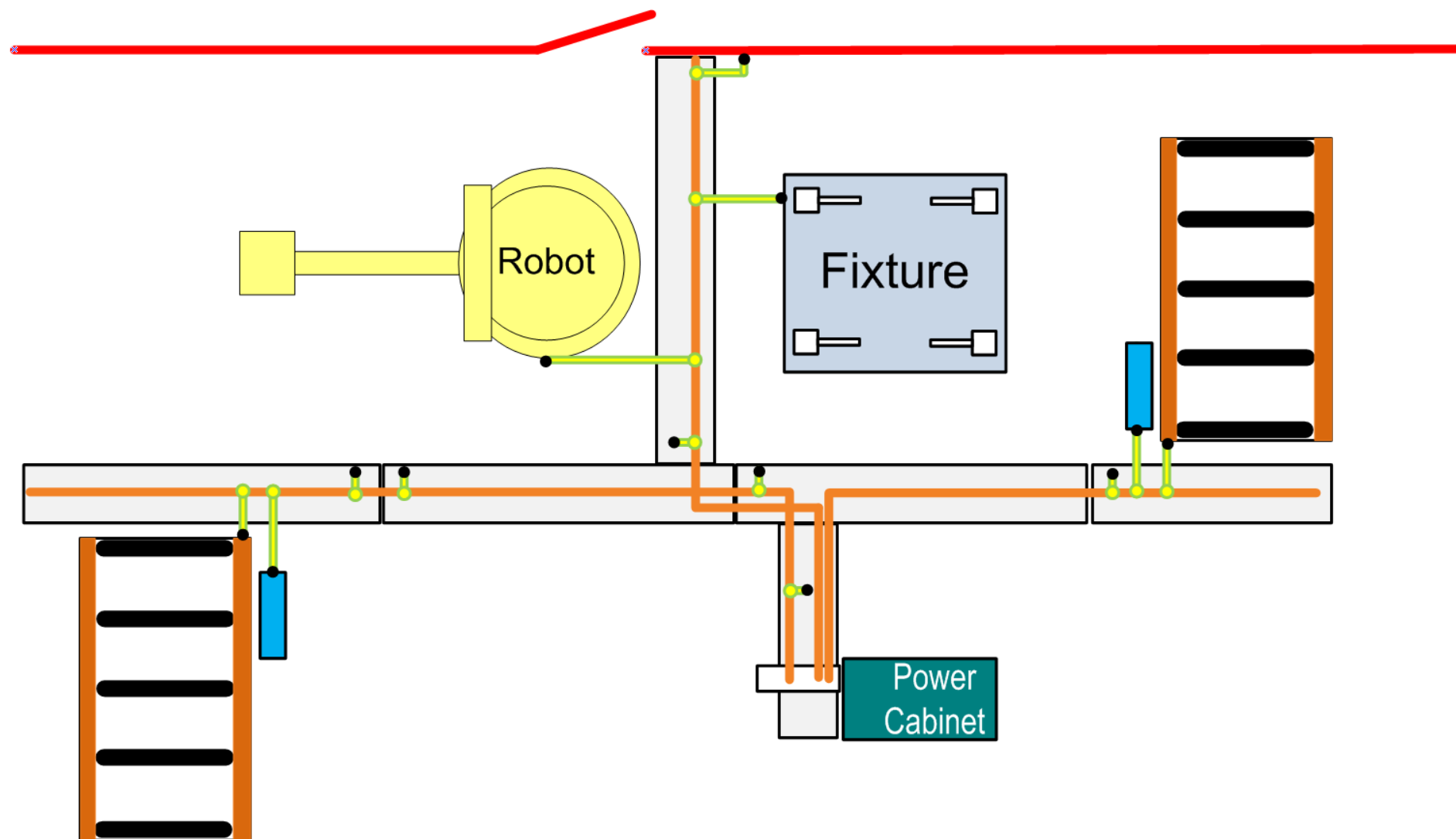
This document is made to avoid any misconceptions about the standards we have to uphold regarding equipment grounding connections in compliance with the electrical regulations contained in NEC 250.119.

# Fundamental principles

All equipment bonding connections originate from one grounding block, which is mounted either on the outside or directly on the main cabinet. This block is then connected with a minimum size 6 AWG green/yellow wire from the main cabinets grounding bar, this wire is labeled (GND1).

From this block a network of green/yellow wiring is spread across the plant. At every bonding connection point a 10 AWG wire composed of a tapp-off clamp as well as a cableharness is used to connect the surface to the bonding network.

# Equipment Bonding example



Date	6/29/2023	Volvo Trucks North America	Valiant TMS	Equipment Grounding policy	Drawing name:	=
Ed.	MKLEPADLO				=2V14&EFS_EL	+
Appr		P6700 Closure Hang - Cell 2V14			Document type:	Project nr:
Original		Replacement of	Replaced by	Scale 1:1	EAA	22-16175
Modification	Date	Name				Page
						4
						436



# PLC Card Naming:

The following chart shall be used to cross-reference the naming of PLC cards in PDP & RIO enclosures. This chart is generic and not every enclosure will exist in this package.

Enc Type	Number	Slot 1	Slot 2	Slot 3	Slot 4	Slot 5	Slot 6	Slot 7	Slot 8	Slot 9	Slot 10	Slot 11	Slot 12	Slot 13	Slot 14		
PDP	<b>UC11 PDP1</b>																If needed extra
	UC11	KF11.11	KF11.12	KF11.13	KF11.14	KF11.31	KF11.32	KF11.21	KF11.41	KF11.42	KF11.51	KF11.52	KF11.53	KF11.54	KF11.100		KF11.33
		STD DI x16	STD DI x16	STD DI x16	STD DI x16	SF DI x 8	SF DI x 8	STD DQ x16	SF DQ x 4	SF DQ x 4	RQ x 1	RQ x 1	RQ x 1	RQ x 1	Server Mod		SF DI x 8
		IB 50..51	IB 52..53	IB 54..55	IB 56..57	IB 5048..5054	IB 5055..5061		IB 5062..5066	IB 5067..5071	IB 5072	IB 5073	IB 5074	IB 5075	IB 58..61		IB 5136..5142
						QB 5048..5052	QB 5055..5059	QB 50..51	QB 5062..5066	QB 5067..5071							QB 5136..5040
	<b>UC12 PDP2</b>																
	UC12	KF12.11	KF12.12	KF12.13	KF12.14	KF12.31	KF12.32	KF12.21	KF12.41	KF12.42	KF12.51	KF12.52	KF12.53	KF12.54	KF12.100		
		STD DI x16	STD DI x16	STD DI x16	STD DI x16	SF DI x 8	SF DI x 8	STD DQ x16	SF DQ x 4	SF DQ x 4	RQ x 1	RQ x 1	RQ x 1	RQ x 1	Server Mod		
		IB 80..81	IB 82..83	IB 84..85	IB 86..87	IB 5078..5084	IB 5085..5091		IB 5092..5096	IB 5097..5101	IB 5102	IB 5103	IB 5104	IB 5105	IB 88..91		
						QB 5078..5082	QB 5085..5089	QB 80..81	QB 5092..5096	QB 5097..5101							
	<b>UC13 PDP3</b>																
	UC13	KF13.11	KF13.12	KF13.13	KF13.14	KF13.31	KF13.32	KF13.21	KF13.41	KF13.42	KF13.51	KF13.52	KF13.53	KF13.54	KF13.100		
	STD DI x16	STD DI x16	STD DI x16	STD DI x16	SF DI x 8	SF DI x 8	STD DQ x16	SF DQ x 4	SF DQ x 4	RQ x 1	RQ x 1	RQ x 1	RQ x 1	Server Mod			
	IB 110..111	IB 112..113	IB 114..115	IB 116..117	IB 5108..5114	IB 5115..5121		IB 5122..5126	IB 5127..5131	IB 5132	IB 5133	IB 5134	IB 5135	IB 118..121			
					QB 5108..5112	QB 5115..5119	QB 110..111	QB 5122..5126	QB 5127..5131								
RIO	<b>UC14 RIO1</b>																
	UC14	KF14.11	KF14.12	KF14.31	KF14.32	KF14.21	KF14.41	KF14.42	KF14.51	KF14.52	KF14.53	KF14.54	KF14.100				
		STD DI x16	STD DI x16	SF DI x 8	SF DI x 8	STD DQ x16	SF DQ x 4	SF DQ x 4	RQ x 1	RQ x 1	RQ x 1	RQ x 1	Server Mod				
		IB 200..201	IB 202..203	IB 5198..5204	IB 5205..5211		IB 5212..5216	IB 5217..5221	IB 5222	IB 5223	IB 5224	IB 5225	IB 208..211				
				QB 5198..5202	QB 5205..5209	QB 200..201	QB 5212..5216	QB 5217..5221									
	<b>UC15 RIO2</b>																If needed extra
	UC15	KF15.11	KF15.12	KF15.31	KF15.32	KF15.21	KF15.41	KF15.42	KF15.51	KF15.52	KF15.53	KF15.54	KF15.100				KF15.33
		STD DI x16	STD DI x16	SF DI x 8	SF DI x 8	STD DQ x16	SF DQ x 4	SF DQ x 4	RQ x 1	RQ x 1	RQ x 1	RQ x 1	Server Mod				SF DI x 8
		IB 230..231	IB 232..233	IB 5228..5234	IB 5235..5241		IB 5242..5246	IB 5247..5251	IB 5252	IB 5253	IB 5254	IB 5255	IB 238..231				IB 5316..5321
				QB 5228..5232	QB 5235..5239	QB 230..231	QB 5242..5246	QB 5247..5251									QB 5316..5319
	<b>UC16 RIO3</b>																
	UC16	KF16.11	KF16.12	KF16.31	KF16.32	KF16.21	KF16.41	KF16.42	KF16.51	KF16.52	KF16.53	KF16.54	KF16.100				
	STD DI x16	STD DI x16	SF DI x 8	SF DI x 8	STD DQ x16	SF DQ x 4	SF DQ x 4	RQ x 1	RQ x 1	RQ x 1	RQ x 1	Server Mod					
	IB 260..261	IB 262..263	IB 5258..5264	IB 5265..5271		IB 5272..5276	IB 5277..5281	IB 5282	IB 5283	IB 5284	IB 5285	IB 268..271					
			QB 5258..5262	QB 5265..5269	QB 260..261	QB 5272..5276	QB 5287..5281										
<b>UC17 RIO4</b>																	
UC17	KF17.11	KF17.12	KF17.31	KF17.32	KF17.21	KF17.41	KF17.42	KF17.51	KF17.52	KF17.53	KF17.54	KF17.100					
	STD DI x16	STD DI x16	SF DI x 8	SF DI x 8	STD DQ x16	SF DQ x 4	SF DQ x 4	RQ x 1	RQ x 1	RQ x 1	RQ x 1	Server Mod					
	IB 290..291	IB 292..293	IB 5288..5294	IB 5295..5301		IB 5302..5306	IB 5307..5311	IB 5312	IB 5313	IB 5314	IB 5315	IB 298..301					
			QB 5288..5293	QB 5295..5299	QB 290..291	QB 5302..5306	QB 5307..5311										

Date	6/29/2023	Volvo Trucks North America	Valiant TMS	PLC Card Naming	Drawing name:	=	
Ed.	MKLEPADLO				=2V14&EFS_EL	+	
Appr		P6700 Closure Hang - Cell 2V14			Document type:	Project nr:	Page
Modification	Date	Name	Original	Replacement of	EAA	22-16175	5
				Replaced by			436
				Scale 1:1			

# Table of contents


Column X: An automatically generated page was edited

F06\_001

Page	Page description	supplementary page field	Date	Edited by	X
&EAA/1	Title page / cover sheet		6/29/2023	MKLEPADLO	
&EAA/2	Project structure		6/29/2023	MKLEPADLO	
&EAA/3	Letter codes/colors		6/29/2023	MKLEPADLO	
&EAA/4	Equipment Grounding policy		6/29/2023	MKLEPADLO	
&EAA/5	PLC Card Naming		6/29/2023	MKLEPADLO	
&EAB/1	Table of contents : &EAA/1 - &EFS=KF0KF1+UC31/14		3/22/2024	MKLEPADLO	
&EAB/2	Table of contents : &EFS=KF0KF1+UC31/18 - &EFS=V1FQ1+V1UC14/3		3/22/2024	MKLEPADLO	
&EAB/3	Table of contents : &EFS=V1FQ1+V1UC14/4 - &EFS=V1KF1+V1UC11/15		3/22/2024	MKLEPADLO	
&EAB/4	Table of contents : &EFS=V1KF1+V1UC11/16 - &EFS=V1KF1+V1UC15/5		3/22/2024	MKLEPADLO	
&EAB/5	Table of contents : &EFS=V1KF1+V1UC15/6 - &EFS=V1WC2+V1UC11/41		3/22/2024	MKLEPADLO	
&EAB/6	Table of contents : &EFS=V1WC2+V1UC11/42 - &EFS=V1WC4+V1UC11/23		3/22/2024	MKLEPADLO	
&EAB/7	Table of contents : &EFS=V1WC4+V1UC11/24 - &EFS=V1WC4+V1UC15/7		3/22/2024	MKLEPADLO	
&EAB/8	Table of contents : &EFS=V1WC4+V1UC15/8 - &EFS=V1WL8WL1WC1+V1WL8UC01/1		3/22/2024	MKLEPADLO	
&EAB/9	Table of contents : &EFS=V1WL9WL1KF1+V1WL9KF1/1 - &EPB+UC31/1		3/22/2024	MKLEPADLO	
&EAB/10	Table of contents : &EPB+UC31/2 - &EPB+V1WL5UC01/1		3/22/2024	MKLEPADLO	
&EAB/11	Table of contents : &EPB+V1WL6KF1/1 - &ETT/16		3/22/2024	MKLEPADLO	
&EAB/12	Table of contents : &ETT/17 - &ETT/49		3/22/2024	MKLEPADLO	
&EAB/13	Table of contents : &ETT/50 - &EXX/4		3/22/2024	MKLEPADLO	
&EAB/14	Table of contents : &EXX/5 - &EAZ/2		3/22/2024	MKLEPADLO	
&EFA=FQ99V1+V1/1	EQUIPMENT BONDING	12	3/18/2024	MKLEPADLO	
&EFA=FQ99V1+V1/2	EQUIPMENT BONDING	12	3/18/2024	MKLEPADLO	
&EFA=FQ99V1+V1/3	EQUIPMENT BONDING	12	3/18/2024	MKLEPADLO	
&EFS=KF0FQ0+UC31/1	Operating box UC91 MOP		3/18/2024	MKLEPADLO	
&EFS=KF0KF1+UC31/1	CPU 1515-F-2PN, Failsafe		3/18/2024	MKLEPADLO	
&EFS=KF0KF1+UC31/2	Cell interface S615		3/18/2024	MKLEPADLO	
&EFS=KF0KF1+UC31/3	Switch, Scalance XC216		3/18/2024	MKLEPADLO	
&EFS=KF0KF1+UC31/4	PN/PN Module 1		3/18/2024	MKLEPADLO	
&EFS=KF0KF1+UC31/5	ET200S Cross-reference Input module		3/18/2024	MKLEPADLO	
&EFS=KF0KF1+UC31/6	MOP, PC		3/18/2024	MKLEPADLO	
&EFS=KF0KF1+UC31/10	Network overview		3/18/2024	MKLEPADLO	
&EFS=KF0KF1+UC31/11	IM 155 PN		3/18/2024	MKLEPADLO	
&EFS=KF0KF1+UC31/12	ET200S Wiring DI		3/18/2024	MKLEPADLO	
&EFS=KF0KF1+UC31/14	ET200S Wiring DO		3/18/2024	MKLEPADLO	

&EAA/5

2

Date	3/22/2024	Volvo Trucks North America		Valiant TMS	Table of contents : &EAA/1 - &EFS=KF0KF1+UC31/14	Drawing name:	=		
Ed.	MKLEPADLO	P6700 Closure Hang - Cell 2V14		Scale 1:1		=2V14&EFS_EL	+		
Appr		Replacement of	Replaced by			Document type:	Project nr:	Page	1
Modification	Date	Name	Original			EAB	22-16175		436




# Table of contents

Column X: An automatically generated page was edited

F06\_001

Page	Page description	supplementary page field	Date	Edited by	X
&EFS=KF0KF1+UC31/18	ET200S Wiring F-DI		3/18/2024	MKLEPADLO	
&EFS=KF0KF1+UC31/21	ET200S Cross-reference Input module		2/23/2024	MKLEPADLO	
&EFS=KF0KF1+UC31/41	ET200S Cross-reference Output module		2/23/2024	MKLEPADLO	
&EFS=KF0KF1+UC31/81	ET200S Cross-reference Safe input module		2/23/2024	MKLEPADLO	
&EFS=KF0PZ1+UC31/1	Indication column		3/18/2024	MKLEPADLO	
&EFS=KF0SF1+UC31/1	Operating box UC91 MOP		3/18/2024	MKLEPADLO	
&EFS=KF0SF1+UC31/2	Operating box UC92 MOP		3/18/2024	MKLEPADLO	
&EFS=KF0WC3+UC31/1	Incomming power supply 120 VAC		3/18/2024	MKLEPADLO	
&EFS=KF0WC3+UC31/2	Outlet PLC 120VAC		3/18/2024	MKLEPADLO	
&EFS=KF0WC3+UC31/3	Monitoring 120VAC		3/18/2024	MKLEPADLO	
&EFS=KF0WC4+UC31/1	Power distribution 24VDC		3/18/2024	MKLEPADLO	
&EFS=KF0WC4+UC31/2	Power distribution, UPS		3/18/2024	MKLEPADLO	
&EFS=KF0WC4+UC31/3	Power distribution 24VDC 1L+		3/18/2024	MKLEPADLO	
&EFS=KF0WC4+UC31/4	Power distribution 24VDC 2L+		3/18/2024	MKLEPADLO	
&EFS=KF0WC4+UC31/5	Power distribution 24VDC 3L+		3/18/2024	MKLEPADLO	
&EFS=KF0WC4+UC31/6	Power distribution 24VDC 4L+		3/18/2024	MKLEPADLO	
&EFS=KH0+KH0/1	Incoming air supply (S425-GM1 Fixture)		3/18/2024	MKLEPADLO	
&EFS=KH0+KH0/2	Incoming air supply (S455-GM2 Fixture)		3/18/2024	MKLEPADLO	
&EFS=KH0+KH0/3	Incoming air supply (S435-GM3 Fixture)		3/22/2024	MKLEPADLO	
&EFS=KH0+KH0/4	Incoming air supply (S445-GM4 Fixture)		3/18/2024	MKLEPADLO	
&EFS=V1FQ1+V1FQ1/1	Door lock sensor -BG1		3/18/2024	MKLEPADLO	
&EFS=V1FQ1+V1FQ1/2	Door lock sensor -BG2		3/18/2024	MKLEPADLO	
&EFS=V1FQ1+V1FQ1/3	Door lock sensor -BG3		3/18/2024	MKLEPADLO	
&EFS=V1FQ1+V1FQ1/5	S420 Safety Mats		3/18/2024	MKLEPADLO	
&EFS=V1FQ1+V1FQ1/7	S435 Light Curtain		3/18/2024	MKLEPADLO	
&EFS=V1FQ1+V1FQ1/8	S440 Light Curtain		3/18/2024	MKLEPADLO	
&EFS=V1FQ1+V1UC11/1	Safety power monitoring RQ - KF11.51		3/18/2024	MKLEPADLO	
&EFS=V1FQ1+V1UC11/2	Safety power monitoring RQ - KF11.52		3/18/2024	MKLEPADLO	
&EFS=V1FQ1+V1UC11/3	Safety power monitoring RQ - KF11.53		3/18/2024	MKLEPADLO	
&EFS=V1FQ1+V1UC11/4	Safety power monitoring RQ - KF11.54		3/18/2024	MKLEPADLO	
&EFS=V1FQ1+V1UC14/1	Safety power monitoring RQ - KF14.51		3/18/2024	MKLEPADLO	
&EFS=V1FQ1+V1UC14/2	Safety power monitoring RQ - KF14.52		3/18/2024	MKLEPADLO	
&EFS=V1FQ1+V1UC14/3	Safety power monitoring RQ - KF14.53		3/18/2024	MKLEPADLO	


Date	3/22/2024	Volvo Trucks North America		Valiant TMS	Table of contents : &EFS=KF0KF1+UC31/18 - &EFS=V1FQ1+V1UC14/3	Drawing name:	=	=2V14&EFS_EL	Project nr:	22-16175	Page	2
Ed.	MKLEPADLO	P6700 Closure Hang - Cell 2V14		Scale 1:1		Document type:	EAB					
Modification	Date	Name	Original	Replacement of	Replaced by							

# Table of contents

Column X: An automatically generated page was edited

F06\_001

Page	Page description	supplementary page field	Date	Edited by	X
&EFS=V1FQ1+V1UC14/4	Safety power monitoring RQ - KF14.54		3/18/2024	MKLEPADLO	
&EFS=V1FQ1+V1UC15/1	Safety power monitoring RQ - KF15.51		3/18/2024	MKLEPADLO	
&EFS=V1FQ1+V1UC15/2	Safety power monitoring RQ - KF15.52		3/18/2024	MKLEPADLO	
&EFS=V1FQ1+V1UC15/3	Safety power monitoring RQ - KF15.53		3/18/2024	MKLEPADLO	
&EFS=V1FQ1+V1UC15/4	Safety power monitoring RQ - KF15.54		3/18/2024	MKLEPADLO	
&EFS=V1GM1BG0+V1GM1/1	S425 Lift Assist Switch		3/20/2024	MKLEPADLO	
&EFS=V1GM2BG0+V1GM2/1	S430 Lift Assist Switch		3/21/2024	MKLEPADLO	
&EFS=V1GM2BG0+V1GM2/2	S435 Lift Assist Switch 1		3/22/2024	MKLEPADLO	
&EFS=V1GM2BG0+V1GM2/3	S435 Lift Assist Switch 2		3/22/2024	MKLEPADLO	
&EFS=V1GM3BG0+V1GM3/1	S450 Lift Assist Switch		3/21/2024	MKLEPADLO	
&EFS=V1GM3BG0+V1GM3/2	S445 Lift Assist Switch 1		3/22/2024	MKLEPADLO	
&EFS=V1GM3BG0+V1GM3/3	S445 Lift Assist Switch 2		3/22/2024	MKLEPADLO	
&EFS=V1GM4BG0+V1GM4/1	S455 Lift Assist Switch		3/20/2024	MKLEPADLO	
&EFS=V1GL11BG0+V1GL11/1	SENSORS		3/18/2024	MKLEPADLO	
&EFS=V1GL11GL1KF1+V1GL11KF1/1	G120D Control Unit		3/18/2024	MKLEPADLO	
&EFS=V1GL11GL1WC1+V1GL11UC01/1	Incoming power		3/18/2024	MKLEPADLO	
&EFS=V1GL11WL1KF1+V1GL11KF1/1	G120D Control Unit		3/18/2024	MKLEPADLO	
&EFS=V1GL11WL1WC1+V1GL11UC01/1	Incoming power		3/18/2024	MKLEPADLO	
&EFS=V1KF1+V1UC11/1	Switch, Scalance X216		3/18/2024	MKLEPADLO	
&EFS=V1KF1+V1UC11/2	Network Overview		3/18/2024	MKLEPADLO	
&EFS=V1KF1+V1UC11/3	IM 155 PN		3/18/2024	MKLEPADLO	
&EFS=V1KF1+V1UC11/4	ET200S Wiring DI		3/18/2024	MKLEPADLO	
&EFS=V1KF1+V1UC11/5	ET200S Wiring DI		3/18/2024	MKLEPADLO	
&EFS=V1KF1+V1UC11/6	ET200S Wiring F-DI		3/18/2024	MKLEPADLO	
&EFS=V1KF1+V1UC11/7	ET200S Wiring DQ		2/23/2024	MKLEPADLO	
&EFS=V1KF1+V1UC11/8	ET200S Wiring F-DQ		3/18/2024	MKLEPADLO	
&EFS=V1KF1+V1UC11/9	ET200S Wiring F-RQ		3/18/2024	MKLEPADLO	
&EFS=V1KF1+V1UC11/10	ET200S Wiring F-RQ		3/18/2024	MKLEPADLO	
&EFS=V1KF1+V1UC11/11	ET200S DI Overview KF11.11		2/23/2024	MKLEPADLO	
&EFS=V1KF1+V1UC11/12	ET200S DI Overview KF11.12		2/23/2024	MKLEPADLO	
&EFS=V1KF1+V1UC11/13	ET200S DI Overview KF11.13		2/23/2024	MKLEPADLO	
&EFS=V1KF1+V1UC11/14	ET200S DI Overview KF11.14		2/23/2024	MKLEPADLO	
&EFS=V1KF1+V1UC11/15	ET200S DQ Overview KF11.21		2/23/2024	MKLEPADLO	

Date	3/22/2024	Volvo Trucks North America		Valiant TMS	Table of contents : &EFS=V1FQ1+V1UC14/4 - &EFS=V1KF1+V1UC11/15	Drawing name:	=	=2V14&EFS_EL	Project nr:	22-16175	Page	3
Ed.	MKLEPADLO	P6700 Closure Hang - Cell 2V14		Scale 1:1		Document type:	EAB					
Modification	Date	Name	Original	Replacement of	Replaced by							



# Table of contents

Column X: An automatically generated page was edited

F06\_001

Page	Page description	supplementary page field	Date	Edited by	X
&EFS=V1KF1+V1UC15/6	ET200S Wiring DQ		3/18/2024	MKLEPADLO	
&EFS=V1KF1+V1UC15/7	ET200S Wiring F-DQ		3/18/2024	MKLEPADLO	
&EFS=V1KF1+V1UC15/8	ET200S Wiring F-RQ		3/18/2024	MKLEPADLO	
&EFS=V1KF1+V1UC15/9	ET200S Wiring F-RQ		3/18/2024	MKLEPADLO	
&EFS=V1KF1+V1UC15/10	ET200S DI Overview KF15.11		2/23/2024	MKLEPADLO	
&EFS=V1KF1+V1UC15/11	ET200S DI Overview KF15.12		3/22/2024	MKLEPADLO	
&EFS=V1KF1+V1UC15/12	ET200S DQ Overview KF15.21		3/19/2024	MKLEPADLO	
&EFS=V1KF1+V1UC15/13	ET200S F-DI Overview KF15.31		3/20/2024	MKLEPADLO	
&EFS=V1KF1+V1UC15/14	ET200S F-DI Overview KF15.32		2/23/2024	MKLEPADLO	
&EFS=V1KF1+V1UC15/15	ET200S F-DQ Overview KF15.41		2/23/2024	MKLEPADLO	
&EFS=V1KF1+V1UC15/16	ET200S F-DQ Overview KF15.42		2/23/2024	MKLEPADLO	
&EFS=V1KF1+V1UC15/17	ET200S F-RQ Overview KF15.51		2/23/2024	MKLEPADLO	
&EFS=V1KF1+V1UC15/18	ET200S F-RQ Overview KF15.52		2/23/2024	MKLEPADLO	
&EFS=V1KF1+V1UC15/19	ET200S F-RQ Overview KF15.53		2/23/2024	MKLEPADLO	
&EFS=V1KF1+V1UC15/20	ET200S F-RQ Overview KF15.54		2/23/2024	MKLEPADLO	
&EFS=V1SF0SF1+V1UC71/1	S420 Operating box UC71 RB		3/18/2024	MKLEPADLO	
&EFS=V1SF0SF2+V1UC72/1	S425 Operating box UC72 RB		3/18/2024	MKLEPADLO	
&EFS=V1SF0SF3+V1UC73/1	S435 Operating box UC73 RB		3/22/2024	MKLEPADLO	
&EFS=V1SF0SF4+V1UC74/1	S445 Operating box UC74 RB		3/18/2024	MKLEPADLO	
&EFS=V1SF0SF5+V1UC75/1	S455 Operating box UC75 RB		3/18/2024	MKLEPADLO	
&EFS=V1U435U01PF1+V1U435U01/1	S435 Station Dome Light 1		3/21/2024	MKLEPADLO	
&EFS=V1U435U01PF2+V1U435U01/1	S435 Station Dome Light 2		3/21/2024	MKLEPADLO	
&EFS=V1U445U01PF1+V1U445U01/1	S445 Station Dome Light 1		3/21/2024	MKLEPADLO	
&EFS=V1U445U01PF2+V1U445U01/1	S445 Station Dome Light 2		3/20/2024	MKLEPADLO	
&EFS=V1WC1+V1UC11/1	Incoming power supply 480 VAC		3/18/2024	MKLEPADLO	
&EFS=V1WC2+V1UC11/10	Power distribution 480 VAC		3/18/2024	MKLEPADLO	
&EFS=V1WC2+V1UC11/11	Power distribution 480 VAC		3/18/2024	MKLEPADLO	
&EFS=V1WC2+V1UC11/12	Power distribution 480 VAC		3/18/2024	MKLEPADLO	
&EFS=V1WC2+V1UC11/13	Power distribution 480 VAC		3/18/2024	MKLEPADLO	
&EFS=V1WC2+V1UC11/14	Power distribution 480 VAC		3/18/2024	MKLEPADLO	
&EFS=V1WC2+V1UC11/15	Power distribution 480 VAC		3/18/2024	MKLEPADLO	
&EFS=V1WC2+V1UC11/16	Power distribution 480 VAC		3/18/2024	MKLEPADLO	
&EFS=V1WC2+V1UC11/41	Power distribution 480 VAC monitoring		3/18/2024	MKLEPADLO	




# Table of contents

Column X: An automatically generated page was edited

F06\_001

Page	Page description	supplementary page field	Date	Edited by	X
&EFS=V1WC2+V1UC11/42	Power distribution 480 VAC monitoring		3/18/2024	MKLEPADLO	
&EFS=V1WC2+V1UC11/43	Power distribution 480 VAC monitoring		3/18/2024	MKLEPADLO	
&EFS=V1WC3+V1UC11/1	Power Distribution 120 VAC (Above Disconnect)		3/18/2024	MKLEPADLO	
&EFS=V1WC3+V1UC11/2	Power Distribution 120 VAC (Below Disconnect)		3/18/2024	MKLEPADLO	
&EFS=V1WC3+V1UC11/3	Power Distribution 120 VAC (Below Disconnect)		3/18/2024	MKLEPADLO	
&EFS=V1WC3+V1UC11/4	Power distribution 120 VAC monitoring (Above Disconnect)		3/18/2024	MKLEPADLO	
&EFS=V1WC3+V1UC14/1	Power distribution 120 VAC		3/18/2024	MKLEPADLO	
&EFS=V1WC3+V1UC14/2	Monitoring 120VAC		3/18/2024	MKLEPADLO	
&EFS=V1WC3+V1UC15/1	Power distribution 120 VAC		3/18/2024	MKLEPADLO	
&EFS=V1WC3+V1UC15/2	Monitoring 120VAC		3/18/2024	MKLEPADLO	
&EFS=V1WC4+V1UC11/1	Power distribution 24VDC (Above Disconnect)		3/18/2024	MKLEPADLO	
&EFS=V1WC4+V1UC11/2	Power distribution 24VDC HL+		3/18/2024	MKLEPADLO	
&EFS=V1WC4+V1UC11/3	Power distribution 24VDC 1L+		3/18/2024	MKLEPADLO	
&EFS=V1WC4+V1UC11/4	Power distribution 24VDC 2L+		3/18/2024	MKLEPADLO	
&EFS=V1WC4+V1UC11/5	Power distribution 24VDC 3L+		3/18/2024	MKLEPADLO	
&EFS=V1WC4+V1UC11/6	Power distribution 24VDC 4L+		3/18/2024	MKLEPADLO	
&EFS=V1WC4+V1UC11/7	Power distribution 24VDC 5L+		3/18/2024	MKLEPADLO	
&EFS=V1WC4+V1UC11/8	Power distribution 24VDC 6L+		3/18/2024	MKLEPADLO	
&EFS=V1WC4+V1UC11/9	Power distribution 24VDC 7L+		3/18/2024	MKLEPADLO	
&EFS=V1WC4+V1UC11/10	Power distribution 24VDC 8L+		3/18/2024	MKLEPADLO	
&EFS=V1WC4+V1UC11/11	Power distribution 24VDC (Below Disconnect)		3/18/2024	MKLEPADLO	
&EFS=V1WC4+V1UC11/12	Power distribution 24VDC 11L+		3/18/2024	MKLEPADLO	
&EFS=V1WC4+V1UC11/13	Power distribution 24VDC 12L+		3/18/2024	MKLEPADLO	
&EFS=V1WC4+V1UC11/14	Power distribution 24VDC 13L+		3/18/2024	MKLEPADLO	
&EFS=V1WC4+V1UC11/15	Power distribution 24VDC 14L+		3/18/2024	MKLEPADLO	
&EFS=V1WC4+V1UC11/16	Power distribution 24VDC 15L+		3/18/2024	MKLEPADLO	
&EFS=V1WC4+V1UC11/17	Power distribution 24VDC 16L+		3/18/2024	MKLEPADLO	
&EFS=V1WC4+V1UC11/18	Power distribution 24VDC 17L+		3/18/2024	MKLEPADLO	
&EFS=V1WC4+V1UC11/19	Power distribution 24VDC 18L+		3/18/2024	MKLEPADLO	
&EFS=V1WC4+V1UC11/20	24VDC Unswitched Power 1		3/18/2024	MKLEPADLO	
&EFS=V1WC4+V1UC11/21	24VDC Unswitched Power 2		3/18/2024	MKLEPADLO	
&EFS=V1WC4+V1UC11/22	24VDC Unswitched Power 3		3/18/2024	MKLEPADLO	
&EFS=V1WC4+V1UC11/23	24VDC Unswitched Power 4		3/18/2024	MKLEPADLO	


Date	3/22/2024	Volvo Trucks North America		Valiant TMS	Table of contents : &EFS=V1WC2+V1UC11/42 - &EFS=V1WC4+V1UC11/23	Drawing name:	=	=	
Ed.	MKLEPADLO	P6700 Closure Hang - Cell 2V14		Scale 1:1		Drawing name:	=2V14&EFS_EL		+
Appr		Replacement of	Replaced by	Document type:	EAB	Project nr:	22-16175	Page	6
Modification	Date	Name	Original						436

# Table of contents

Column X: An automatically generated page was edited

F06\_001

Page	Page description	supplementary page field	Date	Edited by	X
&EFS=V1WC4+V1UC11/24	24VDC Switched Power 1		3/18/2024	MKLEPADLO	
&EFS=V1WC4+V1UC11/25	24VDC Switched Power 2		3/18/2024	MKLEPADLO	
&EFS=V1WC4+V1UC11/26	24VDC Switched Power 3		3/18/2024	MKLEPADLO	
&EFS=V1WC4+V1UC11/27	24VDC Switched Power 4		3/18/2024	MKLEPADLO	
&EFS=V1WC4+V1UC14/1	Power distribution 24VDC for Inputs		3/18/2024	MKLEPADLO	
&EFS=V1WC4+V1UC14/2	Power distribution 24VDC 1L+		3/18/2024	MKLEPADLO	
&EFS=V1WC4+V1UC14/3	Power distribution 24VDC 2L+		3/18/2024	MKLEPADLO	
&EFS=V1WC4+V1UC14/4	Power distribution 24VDC 3L+		3/18/2024	MKLEPADLO	
&EFS=V1WC4+V1UC14/5	Power distribution 24VDC 4L+		3/18/2024	MKLEPADLO	
&EFS=V1WC4+V1UC14/6	Power distribution 24VDC 5L+		3/18/2024	MKLEPADLO	
&EFS=V1WC4+V1UC14/7	Power distribution 24VDC 6L+		3/19/2024	MKLEPADLO	
&EFS=V1WC4+V1UC14/8	Power distribution 24VDC 7L+		3/22/2024	MKLEPADLO	
&EFS=V1WC4+V1UC14/9	Power distribution 24VDC 8L+		3/18/2024	MKLEPADLO	
&EFS=V1WC4+V1UC14/11	Power distribution 24VDC (Below Disconnect)		3/18/2024	MKLEPADLO	
&EFS=V1WC4+V1UC14/12	Power distribution 24VDC 11L+		3/18/2024	MKLEPADLO	
&EFS=V1WC4+V1UC14/13	Power distribution 24VDC 12L+		3/18/2024	MKLEPADLO	
&EFS=V1WC4+V1UC14/14	Power distribution 24VDC 13L+		3/18/2024	MKLEPADLO	
&EFS=V1WC4+V1UC14/15	Power distribution 24VDC 14L+		3/18/2024	MKLEPADLO	
&EFS=V1WC4+V1UC14/16	Power distribution 24VDC 15L+		3/18/2024	MKLEPADLO	
&EFS=V1WC4+V1UC14/17	Power distribution 24VDC 16L+		3/18/2024	MKLEPADLO	
&EFS=V1WC4+V1UC14/18	Power distribution 24VDC 17L+		3/18/2024	MKLEPADLO	
&EFS=V1WC4+V1UC14/19	Power distribution 24VDC 18L+		3/18/2024	MKLEPADLO	
&EFS=V1WC4+V1UC14/20	24VDC Switched Power 1		3/18/2024	MKLEPADLO	
&EFS=V1WC4+V1UC14/21	24VDC Switched Power 2		3/18/2024	MKLEPADLO	
&EFS=V1WC4+V1UC14/22	24VDC Switched Power 3		3/18/2024	MKLEPADLO	
&EFS=V1WC4+V1UC14/23	24VDC Switched Power 4		3/18/2024	MKLEPADLO	
&EFS=V1WC4+V1UC15/1	Power distribution 24VDC for Inputs		3/18/2024	MKLEPADLO	
&EFS=V1WC4+V1UC15/2	Power distribution 24VDC 1L+		3/18/2024	MKLEPADLO	
&EFS=V1WC4+V1UC15/3	Power distribution 24VDC 2L+		3/18/2024	MKLEPADLO	
&EFS=V1WC4+V1UC15/4	Power distribution 24VDC 3L+		3/18/2024	MKLEPADLO	
&EFS=V1WC4+V1UC15/5	Power distribution 24VDC 4L+		3/18/2024	MKLEPADLO	
&EFS=V1WC4+V1UC15/6	Power distribution 24VDC 5L+		3/19/2024	MKLEPADLO	
&EFS=V1WC4+V1UC15/7	Power distribution 24VDC 6L+		3/18/2024	MKLEPADLO	

Date	3/22/2024	Volvo Trucks North America		Valiant TMS	Table of contents : &EFS=V1WC4+V1UC11/24 - &EFS=V1WC4+V1UC15/7	Drawing name:	=		
Ed.	MKLEPADLO	P6700 Closure Hang - Cell 2V14		Scale 1:1		=2V14&EFS_EL	+		
Appr		Replacement of	Replaced by			Document type:	Project nr:	Page	7
Modification	Date	Name	Original			EAB	22-16175		436



# Table of contents

Column X: An automatically generated page was edited

F06\_001

Page	Page description	supplementary page field	Date	Edited by	X
&EFS=V1WC4+V1UC15/8	Power distribution 24VDC 7L+		3/22/2024	MKLEPADLO	
&EFS=V1WC4+V1UC15/9	Power distribution 24VDC 8L+		3/18/2024	MKLEPADLO	
&EFS=V1WC4+V1UC15/11	Power distribution 24VDC (Below Disconnect)		3/18/2024	MKLEPADLO	
&EFS=V1WC4+V1UC15/12	Power distribution 24VDC 11L+		3/22/2024	MKLEPADLO	
&EFS=V1WC4+V1UC15/13	Power distribution 24VDC 12L+		3/22/2024	MKLEPADLO	
&EFS=V1WC4+V1UC15/14	Power distribution 24VDC 13L+		3/22/2024	MKLEPADLO	
&EFS=V1WC4+V1UC15/15	Power distribution 24VDC 14L+		3/22/2024	MKLEPADLO	
&EFS=V1WC4+V1UC15/16	Power distribution 24VDC 15L+		3/18/2024	MKLEPADLO	
&EFS=V1WC4+V1UC15/17	Power distribution 24VDC 16L+		3/18/2024	MKLEPADLO	
&EFS=V1WC4+V1UC15/18	Power distribution 24VDC 17L+		3/18/2024	MKLEPADLO	
&EFS=V1WC4+V1UC15/19	Power distribution 24VDC 18L+		3/18/2024	MKLEPADLO	
&EFS=V1WC4+V1UC15/20	24VDC Switched Power 1		3/18/2024	MKLEPADLO	
&EFS=V1WC4+V1UC15/21	24VDC Switched Power 2		3/18/2024	MKLEPADLO	
&EFS=V1WC4+V1UC15/22	24VDC Switched Power 3		3/18/2024	MKLEPADLO	
&EFS=V1WC4+V1UC15/23	24VDC Switched Power 4		3/18/2024	MKLEPADLO	
&EFS=V1WL1WL1KF1+V1WL1KF1/1	G120D Control Unit		3/18/2024	MKLEPADLO	
&EFS=V1WL1WL1WC1+V1WL1UC01/1	Incoming power		3/18/2024	MKLEPADLO	
&EFS=V1WL2WL1KF1+V1WL2KF1/1	G120D Control Unit		3/18/2024	MKLEPADLO	
&EFS=V1WL2WL1WC1+V1WL2UC01/1	Incoming power		3/18/2024	MKLEPADLO	
&EFS=V1WL3WL1KF1+V1WL3KF1/1	G120D Control Unit		3/18/2024	MKLEPADLO	
&EFS=V1WL3WL1WC1+V1WL3UC01/1	Incoming power		3/18/2024	MKLEPADLO	
&EFS=V1WL4WL1KF1+V1WL4KF1/1	G120D Control Unit		3/18/2024	MKLEPADLO	
&EFS=V1WL4WL1WC1+V1WL4UC01/1	Incoming power		3/18/2024	MKLEPADLO	
&EFS=V1WL5WL1KF1+V1WL5KF1/1	G120D Control Unit		3/18/2024	MKLEPADLO	
&EFS=V1WL5WL1WC1+V1WL5UC01/1	Incoming power		3/18/2024	MKLEPADLO	
&EFS=V1WL6WL1KF1+V1WL6KF1/1	G120D Control Unit		3/18/2024	MKLEPADLO	
&EFS=V1WL6WL1WC1+V1WL6UC01/1	Incoming power		3/18/2024	MKLEPADLO	
&EFS=V1WL7BG0+V1WL7/1	SENSORS		3/18/2024	MKLEPADLO	
&EFS=V1WL7WL1KF1+V1WL7KF1/1	G120D Control Unit		3/18/2024	MKLEPADLO	
&EFS=V1WL7WL1WC1+V1WL7UC01/1	Incoming power		3/18/2024	MKLEPADLO	
&EFS=V1WL8BG0+V1WL8/1	SENSORS		3/18/2024	MKLEPADLO	
&EFS=V1WL8WL1KF1+V1WL8KF1/1	G120D Control Unit		3/18/2024	MKLEPADLO	
&EFS=V1WL8WL1WC1+V1WL8UC01/1	Incoming power		3/18/2024	MKLEPADLO	






# Table of contents

Column X: An automatically generated page was edited

F06\_001

Page	Page description	supplementary page field	Date	Edited by	X
&EPB+V1WL6KF1/1	Parts list : SIE.6SL3544-0FB21-1FA0 - SIE.6SL3544-0FB21-1FA0		2/23/2024	MKLEPADLO	
&EPB+V1WL6UC01/1	Parts list : SIE.6SL3525-0PE17-5AA1 - HAR.61 88 201 0609 01		2/23/2024	MKLEPADLO	
&EPB+V1WL7/1	Parts list : TUR.1625857 - TUR.1625857		2/23/2024	MKLEPADLO	
&EPB+V1WL7KF1/1	Parts list : SIE.6SL3544-0FB21-1FA0 - SIE.6SL3544-0FB21-1FA0		2/23/2024	MKLEPADLO	
&EPB+V1WL7UC01/1	Parts list : SIE.6SL3525-0PE17-5AA1 - HAR.61 88 201 0609 01		2/23/2024	MKLEPADLO	
&EPB+V1WL8/1	Parts list : TUR.1625857 - TUR.1625857		2/23/2024	MKLEPADLO	
&EPB+V1WL8KF1/1	Parts list : SIE.6SL3544-0FB21-1FA0 - SIE.6SL3544-0FB21-1FA0		2/23/2024	MKLEPADLO	
&EPB+V1WL8UC01/1	Parts list : SIE.6SL3525-0PE17-5AA1 - HAR.61 88 201 0609 01		2/23/2024	MKLEPADLO	
&EPB+V1WL9KF1/1	Parts list : SIE.6SL3544-0FB21-1FA0 - SIE.6SL3544-0FB21-1FA0		2/23/2024	MKLEPADLO	
&EPB+V1WL9UC01/1	Parts list : SIE.6SL3525-0PE17-5AA1 - HAR.61 88 201 0609 01		2/23/2024	MKLEPADLO	
&EPB+V1WL10KF1/1	Parts list : SIE.6SL3544-0FB21-1FA0 - SIE.6SL3544-0FB21-1FA0		2/23/2024	MKLEPADLO	
&EPB+V1WL10UC01/1	Parts list : SIE.6SL3525-0PE17-5AA1 - HAR.61 88 201 0609 01		2/23/2024	MKLEPADLO	
&EPB+V1WL11KF1/1	Parts list : SIE.6SL3544-0FB21-1FA0 - SIE.6SL3544-0FB21-1FA0		2/23/2024	MKLEPADLO	
&EPB+V1WL11UC01/1	Parts list : SIE.6SL3525-0PE17-5AA1 - HAR.61 88 201 0609 01		2/23/2024	MKLEPADLO	
&EPB+V1WR1/1	Parts list : MURR.55530 - MURR.55530		2/23/2024	MKLEPADLO	
&EPB+V1WR1KF1/1	Parts list : SIE.6SL3544-0FB21-1FA0 - SIE.6SL3544-0FB21-1FA0		2/23/2024	MKLEPADLO	
&EPB+V1WR1UC01/1	Parts list : SIE.6SL3525-0PE17-5AA1 - HAR.61 88 201 0609 01		2/23/2024	MKLEPADLO	
&ETT/1	Terminal line-up diagram =KF0KF1+UC31-PC1		2/23/2024	MKLEPADLO	
&ETT/2	Terminal line-up diagram =KF0KF1+UC31-PH1		2/23/2024	MKLEPADLO	
&ETT/3	Terminal line-up diagram =KF0WC3+UC31-XD1		2/23/2024	MKLEPADLO	
&ETT/4	Terminal line-up diagram =KF0WC3+UC31-XD2		2/23/2024	MKLEPADLO	
&ETT/5	Terminal line-up diagram =KF0WC4+UC31-XD11		2/23/2024	MKLEPADLO	
&ETT/6	Terminal line-up diagram =KF0WC4+UC31-XD12		2/23/2024	MKLEPADLO	
&ETT/7	Terminal line-up diagram =KF0WC4+UC31-XD13		2/23/2024	MKLEPADLO	
&ETT/8	Terminal line-up diagram =KF0WC4+UC31-XD14		2/23/2024	MKLEPADLO	
&ETT/9	Terminal line-up diagram =V1WC1+V1UC11-PE		2/23/2024	MKLEPADLO	
&ETT/10	Terminal line-up diagram =V1WC2+V1UC11-XD1		2/23/2024	MKLEPADLO	
&ETT/11	Terminal line-up diagram =V1WC2+V1UC11-XD2		2/23/2024	MKLEPADLO	
&ETT/12	Terminal line-up diagram =V1WC2+V1UC11-XD3		2/23/2024	MKLEPADLO	
&ETT/13	Terminal line-up diagram =V1WC3+V1UC11-XD1		2/23/2024	MKLEPADLO	
&ETT/14	Terminal line-up diagram =V1WC3+V1UC11-XD2		2/23/2024	MKLEPADLO	
&ETT/15	Terminal line-up diagram =V1WC3+V1UC11-XD3		2/23/2024	MKLEPADLO	
&ETT/16	Terminal line-up diagram =V1WC4+V1UC11-KF11.12		2/23/2024	MKLEPADLO	

Date	3/22/2024	Volvo Trucks North America		Valiant TMS	Table of contents : &EPB+V1WL6KF1/1 - &ETT/16	Drawing name:	=		
Ed.	MKLEPADLO	P6700 Closure Hang - Cell 2V14		Scale 1:1		=2V14&EFS_EL	+		
Appr		Replacement of	Replaced by			Document type:	Project nr:	Page	11
Modification	Date	Name	Original			EAB	22-16175		436




# Table of contents

Column X: An automatically generated page was edited

F06\_001

Page	Page description	supplementary page field	Date	Edited by	X
&ETT/17	Terminal line-up diagram =V1WC4+V1UC11-KF11.13		2/23/2024	MKLEPADLO	
&ETT/18	Terminal line-up diagram =V1WC4+V1UC11-KF11.14		2/23/2024	MKLEPADLO	
&ETT/19	Terminal line-up diagram =V1WC4+V1UC11-KF11.21		2/23/2024	MKLEPADLO	
&ETT/20	Terminal line-up diagram =V1WC4+V1UC11-KF11.31		2/23/2024	MKLEPADLO	
&ETT/21	Terminal line-up diagram =V1WC4+V1UC11-KF11.32		2/23/2024	MKLEPADLO	
&ETT/22	Terminal line-up diagram =V1WC4+V1UC11-KF11.42		2/23/2024	MKLEPADLO	
&ETT/23	Terminal line-up diagram =V1WC4+V1UC11-XD5		2/23/2024	MKLEPADLO	
&ETT/24	Terminal line-up diagram =V1WC4+V1UC11-XD6		2/23/2024	MKLEPADLO	
&ETT/25	Terminal line-up diagram =V1WC4+V1UC11-XD10		2/23/2024	MKLEPADLO	
&ETT/26	Terminal line-up diagram =V1WC4+V1UC11-XD11		2/23/2024	MKLEPADLO	
&ETT/27	Terminal line-up diagram =V1WC4+V1UC11-XD12		2/23/2024	MKLEPADLO	
&ETT/28	Terminal line-up diagram =V1WC4+V1UC11-XD13		2/23/2024	MKLEPADLO	
&ETT/29	Terminal line-up diagram =V1WC4+V1UC11-XD14		2/23/2024	MKLEPADLO	
&ETT/30	Terminal line-up diagram =V1WC4+V1UC11-XD20		2/23/2024	MKLEPADLO	
&ETT/31	Terminal line-up diagram =V1WC4+V1UC11-XD51		2/23/2024	MKLEPADLO	
&ETT/32	Terminal line-up diagram =V1WC4+V1UC11-XD52		2/23/2024	MKLEPADLO	
&ETT/33	Terminal line-up diagram =V1WC4+V1UC11-XD53		2/23/2024	MKLEPADLO	
&ETT/34	Terminal line-up diagram =V1WC4+V1UC11-XD54		2/23/2024	MKLEPADLO	
&ETT/35	Terminal line-up diagram =V1WC3+V1UC14-XD1		2/23/2024	MKLEPADLO	
&ETT/36	Terminal line-up diagram =V1WC4+V1UC14-KF14.11		2/23/2024	MKLEPADLO	
&ETT/37	Terminal line-up diagram =V1WC4+V1UC14-KF14.12		3/22/2024	MKLEPADLO	
&ETT/38	Terminal line-up diagram =V1WC4+V1UC14-KF14.21		3/19/2024	MKLEPADLO	
&ETT/39	Terminal line-up diagram =V1WC4+V1UC14-KF14.31		2/23/2024	MKLEPADLO	
&ETT/40	Terminal line-up diagram =V1WC4+V1UC14-KF14.32		2/23/2024	MKLEPADLO	
&ETT/41	Terminal line-up diagram =V1WC4+V1UC14-KF14.42		2/23/2024	MKLEPADLO	
&ETT/42	Terminal line-up diagram =V1WC4+V1UC14-XD5		2/23/2024	MKLEPADLO	
&ETT/43	Terminal line-up diagram =V1WC4+V1UC14-XD6		2/23/2024	MKLEPADLO	
&ETT/44	Terminal line-up diagram =V1WC4+V1UC14-XD10		2/23/2024	MKLEPADLO	
&ETT/45	Terminal line-up diagram =V1WC4+V1UC14-XD11		2/23/2024	MKLEPADLO	
&ETT/46	Terminal line-up diagram =V1WC4+V1UC14-XD12		2/23/2024	MKLEPADLO	
&ETT/47	Terminal line-up diagram =V1WC4+V1UC14-XD13		2/23/2024	MKLEPADLO	
&ETT/48	Terminal line-up diagram =V1WC4+V1UC14-XD14		2/23/2024	MKLEPADLO	
&ETT/49	Terminal line-up diagram =V1WC4+V1UC14-XD15		2/23/2024	MKLEPADLO	


Date		3/22/2024		Volvo Trucks North America			Valiant TMS		Table of contents : &ETT/17 - &ETT/49		Drawing name: =2V14&EFS_EL		=		
Ed.		MKLEPADLO		P6700 Closure Hang - Cell 2V14			Scale 1:1				Document type: EAB		Project nr: 22-16175		+
Modification	Date	Name	Original	Replacement of	Replaced by							Page	12		
													436		

# Table of contents

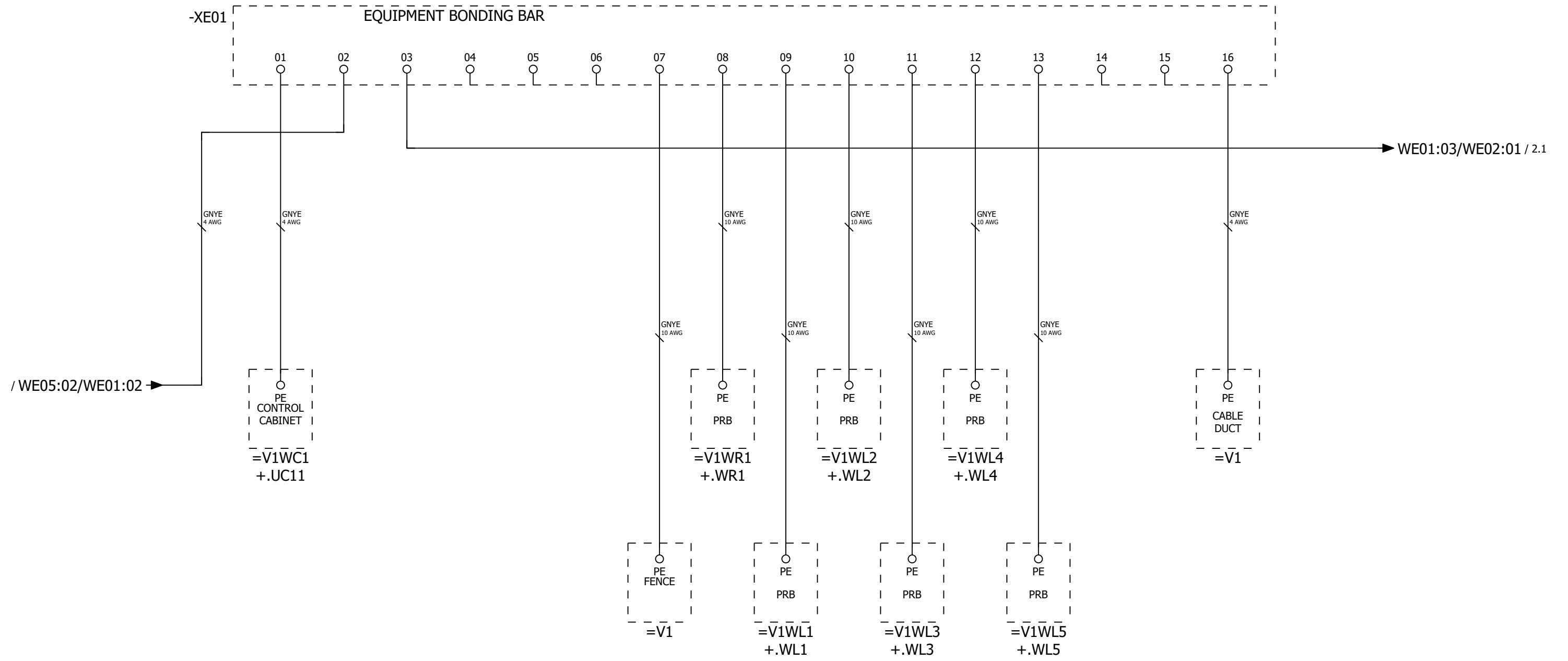
Column X: An automatically generated page was edited

F06\_001

Page	Page description	supplementary page field	Date	Edited by	X
&ETT/50	Terminal line-up diagram =V1WC4+V1UC14-XD16		2/23/2024	MKLEPADLO	
&ETT/51	Terminal line-up diagram =V1WC4+V1UC14-XD17		2/23/2024	MKLEPADLO	
&ETT/52	Terminal line-up diagram =V1WC4+V1UC14-XD18		2/23/2024	MKLEPADLO	
&ETT/53	Terminal line-up diagram =V1WC4+V1UC14-XD51		2/23/2024	MKLEPADLO	
&ETT/54	Terminal line-up diagram =V1WC4+V1UC14-XD52		2/23/2024	MKLEPADLO	
&ETT/55	Terminal line-up diagram =V1WC4+V1UC14-XD53		2/23/2024	MKLEPADLO	
&ETT/56	Terminal line-up diagram =V1WC4+V1UC14-XD54		2/23/2024	MKLEPADLO	
&ETT/57	Terminal line-up diagram =V1WC3+V1UC15-XD1		2/23/2024	MKLEPADLO	
&ETT/58	Terminal line-up diagram =V1WC4+V1UC15-KF15.11		2/23/2024	MKLEPADLO	
&ETT/59	Terminal line-up diagram =V1WC4+V1UC15-KF15.12		2/23/2024	MKLEPADLO	
&ETT/60	Terminal line-up diagram =V1WC4+V1UC15-KF15.21		2/23/2024	MKLEPADLO	
&ETT/61	Terminal line-up diagram =V1WC4+V1UC15-KF15.31		2/23/2024	MKLEPADLO	
&ETT/62	Terminal line-up diagram =V1WC4+V1UC15-KF15.32		2/23/2024	MKLEPADLO	
&ETT/63	Terminal line-up diagram =V1WC4+V1UC15-KF15.42		2/23/2024	MKLEPADLO	
&ETT/64	Terminal line-up diagram =V1WC4+V1UC15-XD5		2/23/2024	MKLEPADLO	
&ETT/65	Terminal line-up diagram =V1WC4+V1UC15-XD6		2/23/2024	MKLEPADLO	
&ETT/66	Terminal line-up diagram =V1WC4+V1UC15-XD10		2/23/2024	MKLEPADLO	
&ETT/67	Terminal line-up diagram =V1WC4+V1UC15-XD11		2/23/2024	MKLEPADLO	
&ETT/68	Terminal line-up diagram =V1WC4+V1UC15-XD12		2/23/2024	MKLEPADLO	
&ETT/69	Terminal line-up diagram =V1WC4+V1UC15-XD13		2/23/2024	MKLEPADLO	
&ETT/70	Terminal line-up diagram =V1WC4+V1UC15-XD14		2/23/2024	MKLEPADLO	
&ETT/71	Terminal line-up diagram =V1WC4+V1UC15-XD15		2/23/2024	MKLEPADLO	
&ETT/72	Terminal line-up diagram =V1WC4+V1UC15-XD16		2/23/2024	MKLEPADLO	
&ETT/73	Terminal line-up diagram =V1WC4+V1UC15-XD17		2/23/2024	MKLEPADLO	
&ETT/74	Terminal line-up diagram =V1WC4+V1UC15-XD18		2/23/2024	MKLEPADLO	
&ETT/75	Terminal line-up diagram =V1WC4+V1UC15-XD51		2/23/2024	MKLEPADLO	
&ETT/76	Terminal line-up diagram =V1WC4+V1UC15-XD52		2/23/2024	MKLEPADLO	
&ETT/77	Terminal line-up diagram =V1WC4+V1UC15-XD53		2/23/2024	MKLEPADLO	
&ETT/78	Terminal line-up diagram =V1WC4+V1UC15-XD54		2/23/2024	MKLEPADLO	
&EXX/1	Summarized parts list : TS 35_7,5 - SIE.6ES7155-6AA01-0BN0		2/23/2024	MKLEPADLO	
&EXX/2	Summarized parts list : SIE.6ES7131-6BH01-0BA0 - ABB.1SFA619100R1118		2/23/2024	MKLEPADLO	
&EXX/3	Summarized parts list : ABB.1SFA619200R1016 - SIE.6SL3525-0PE23-0AA1		3/22/2024	MKLEPADLO	
&EXX/4	Summarized parts list : SIE.6SL3544-0FB21-1FA0 - PTN102-7.5K		3/19/2024	MKLEPADLO	

Date	3/22/2024	Volvo Trucks North America		Valiant TMS	Table of contents : &ETT/50 - &EXX/4	Drawing name:	=
Ed.	MKLEPADLO	P6700 Closure Hang - Cell 2V14		Scale 1:1		=2V14&EFS_EL	+
Appr		Replacement of	Replaced by	Document type:	Project nr:	EAB	22-16175
Modification	Date	Name	Original				Page 13
							436

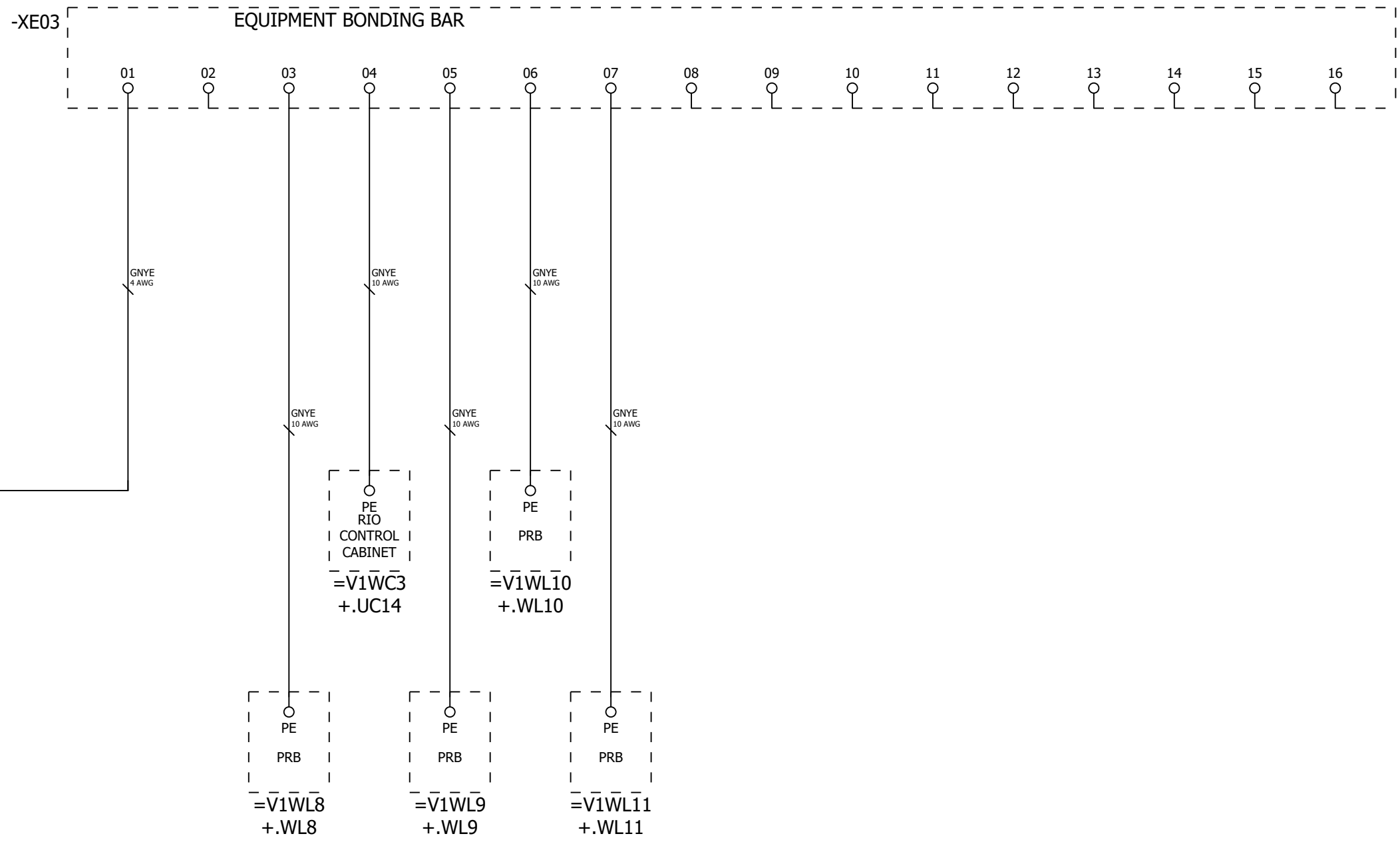





Date		3/18/2024		Volvo Trucks North America		Valiant TMS		EQUIPMENT BONDING		Drawing name:		= FQ99V1	
Ed.		MKLEPADLO		P6700 Closure Hang - Cell 2V14		Scale 1:1				=2V14&EFS_EL		+ V1	
Appr				Replacement of						Replaced by		Document type:	
Modification	Date	Name	Original							EFA	22-16175		1
													436



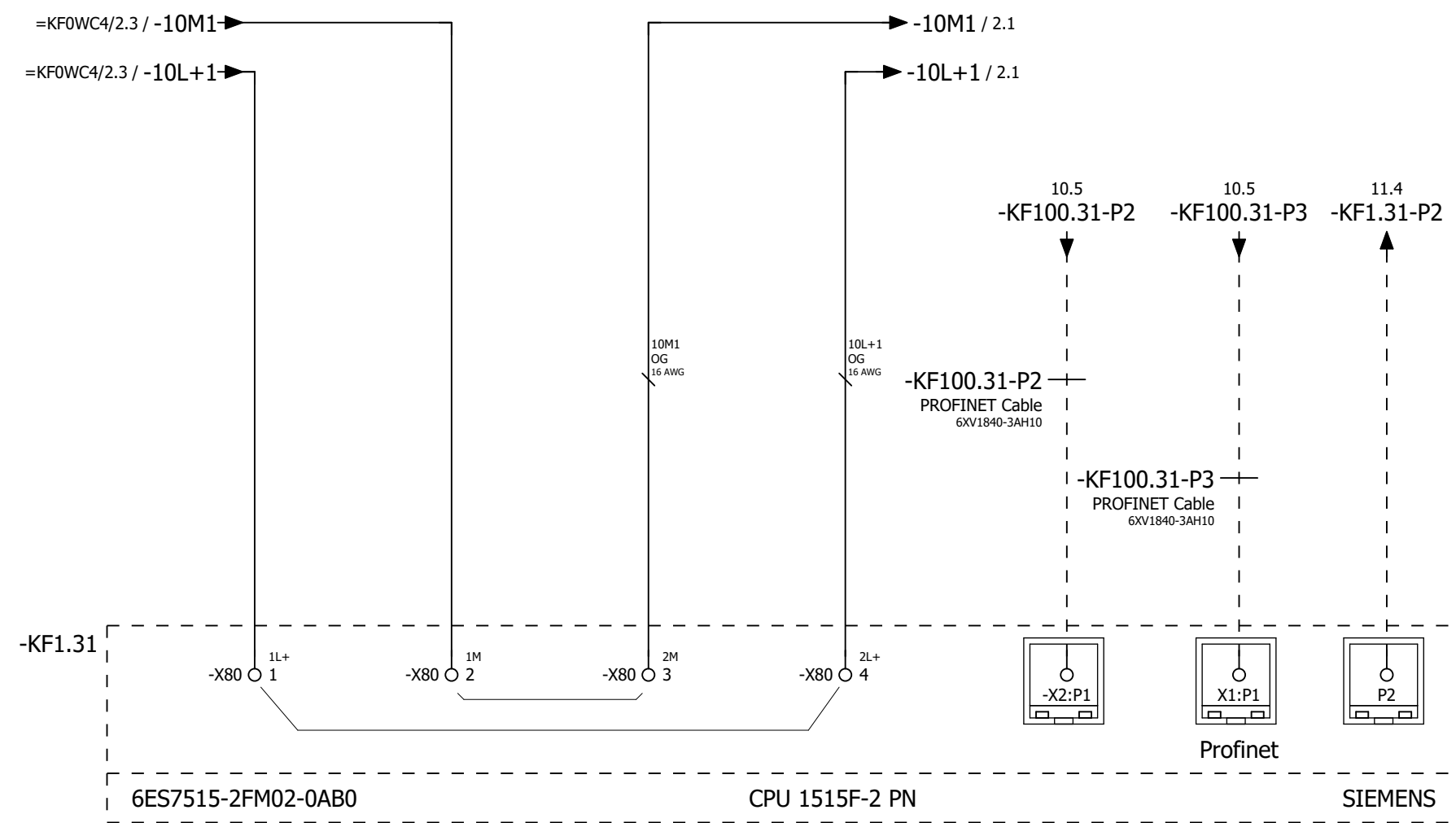




2.8 / WE02:02/WE03:01

Date	3/18/2024	Volvo Trucks North America	 Valiant TMS EQUIPMENT BONDING	Drawing name:	= FQ99V1
Ed.	MKLEPADLO	P6700 Closure Hang - Cell 2V14		Drawing name:	=2V14&EFS_EL
Appr		Replacement of	Replaced by	Document type:	Project nr:
Modification	Date	Name	Original	EFA	22-16175
				Scale 1:1	Page 3
					436

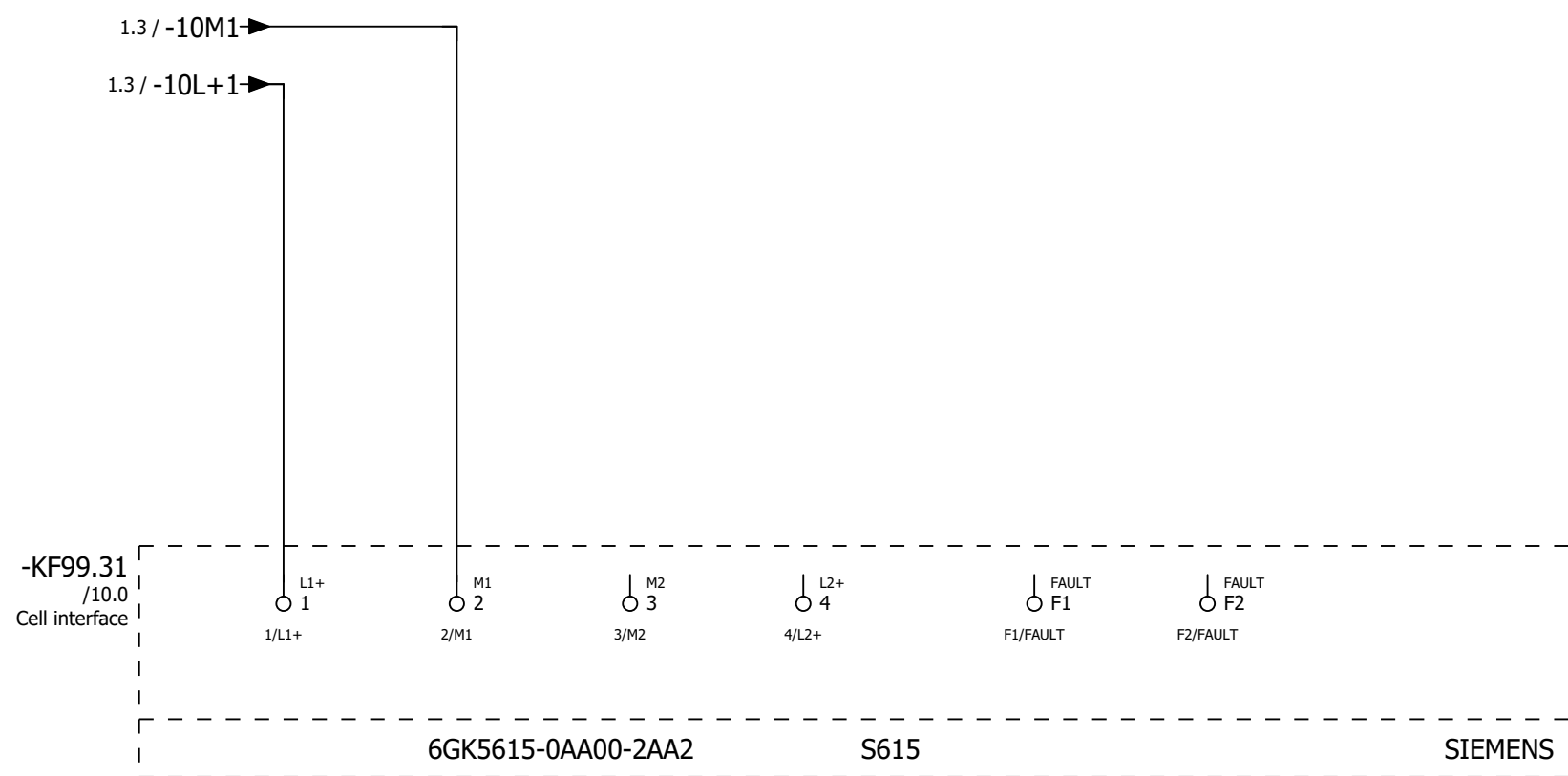





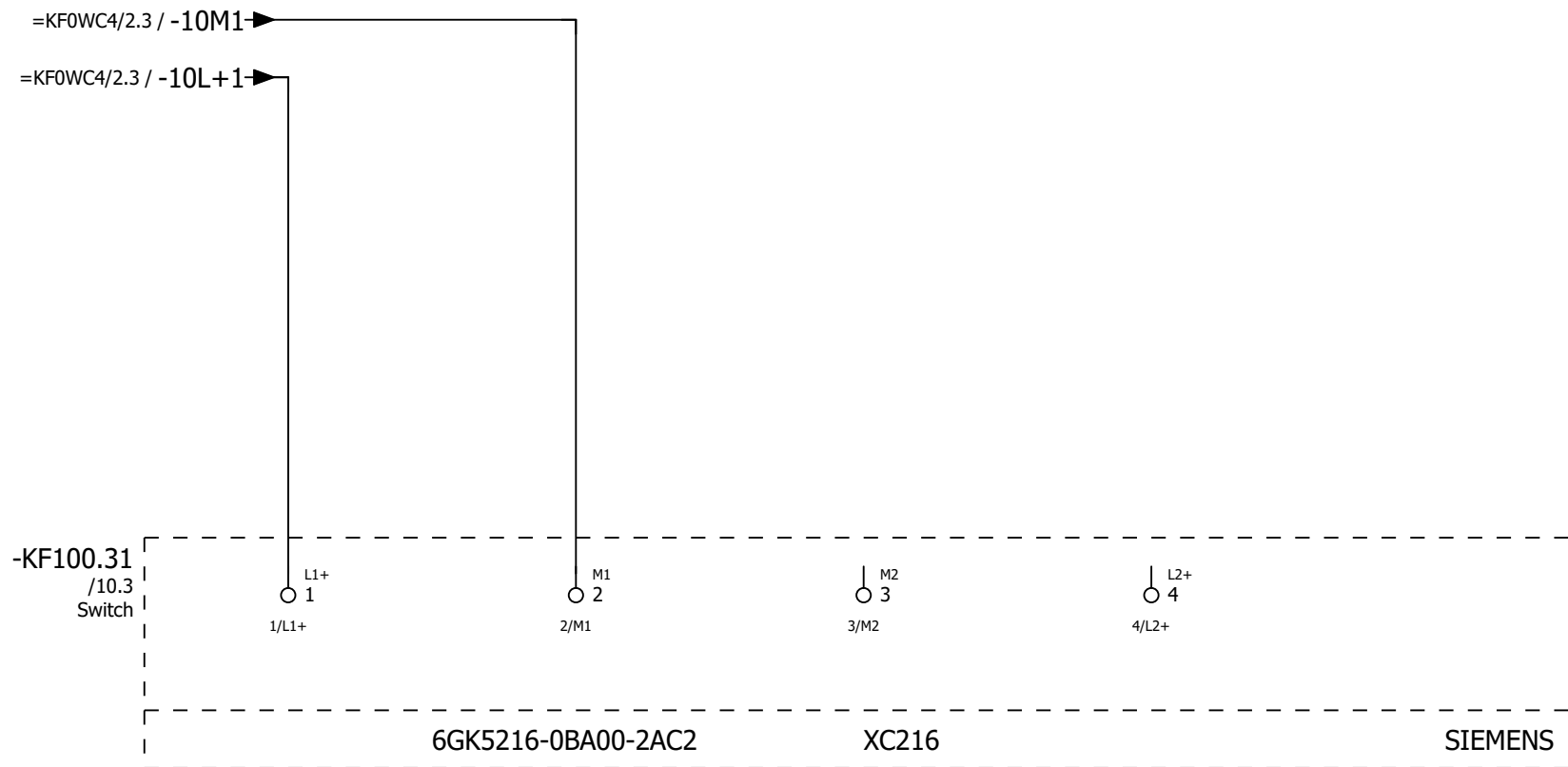
=KF0FQ0/1

2

Date		3/18/2024		Volvo Trucks North America		Valiant TMS		CPU 1515-F-2PN, Failsafe		Drawing name:		= KF0KF1	
Ed.		MKLEPADLO		P6700 Closure Hang - Cell 2V14						=2V14&EFS_EL		+ UC31	
Appr.				Replacement of		Replaced by		Scale 1:1		Document type:		Project nr:	
Modification		Date		Name		Original				EFS		22-16175	
												Page	1
													436



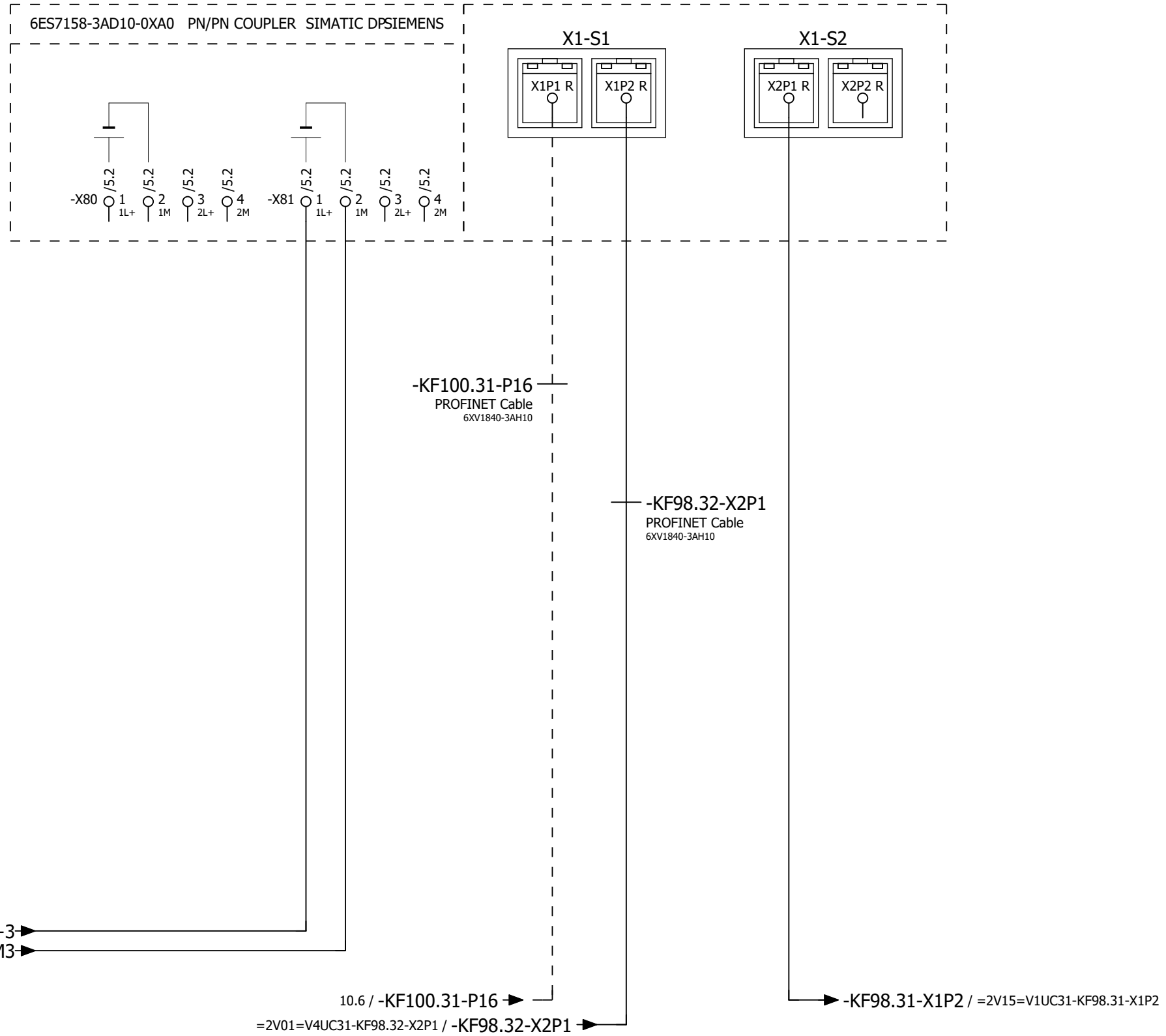
		Date	3/18/2024	Volvo Trucks North America	Valiant TMS	Cell interface S615	Drawing name:		= KF0KF1
		Ed.	MKLEPADLO				=2V14&EFS_EL		+ UC31
		Appr		P6700 Closure Hang - Cell 2V14	Scale 1:1		Document type:	Project nr:	Page
Modification	Date	Name	Original	Replacement of			Replaced by	EFS	22-16175
									436



Date	3/18/2024	Volvo Trucks North America	Valiant TMS	Switch, Scalance XC216	Drawing name:	= KF0KF1
Ed.	MKLEPADLO	P6700 Closure Hang - Cell 2V14			Document type:	=2V14&EFS_EL
Appr		Replacement of	Scale 1:1	Project nr:	22-16175	Page 3
Modification	Date	Name	Original	Replaced by	EFS	436

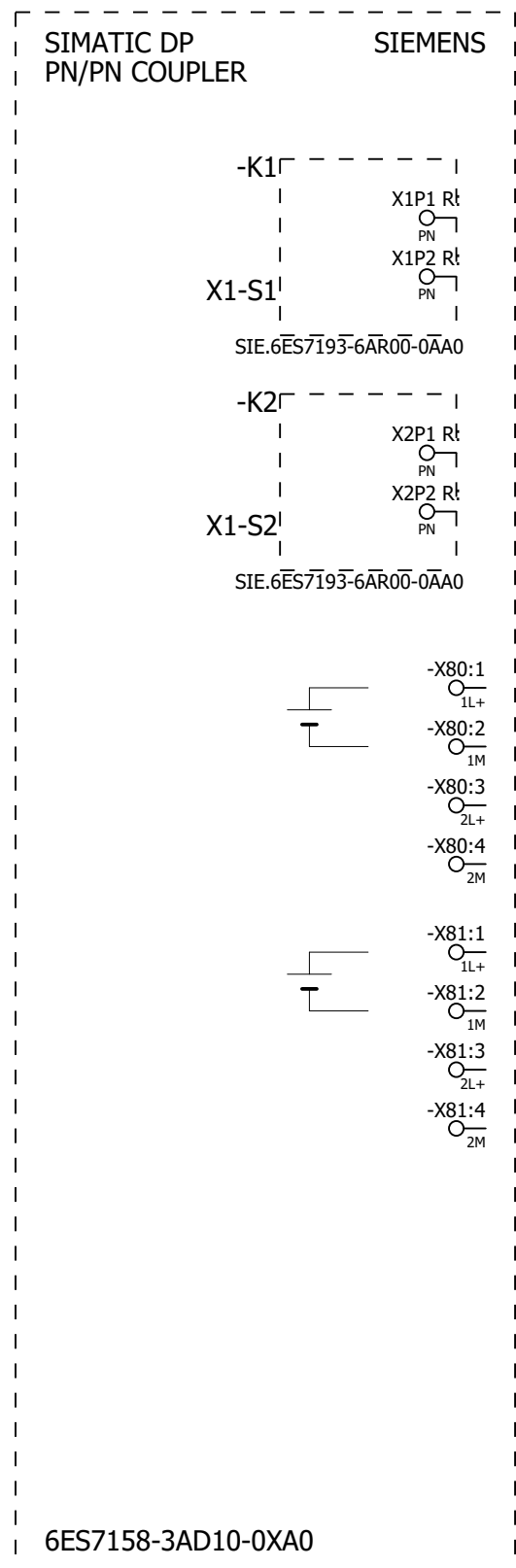


-KF98.31  
/5.0  
SIE.6ES7158-3AD10-0XA0



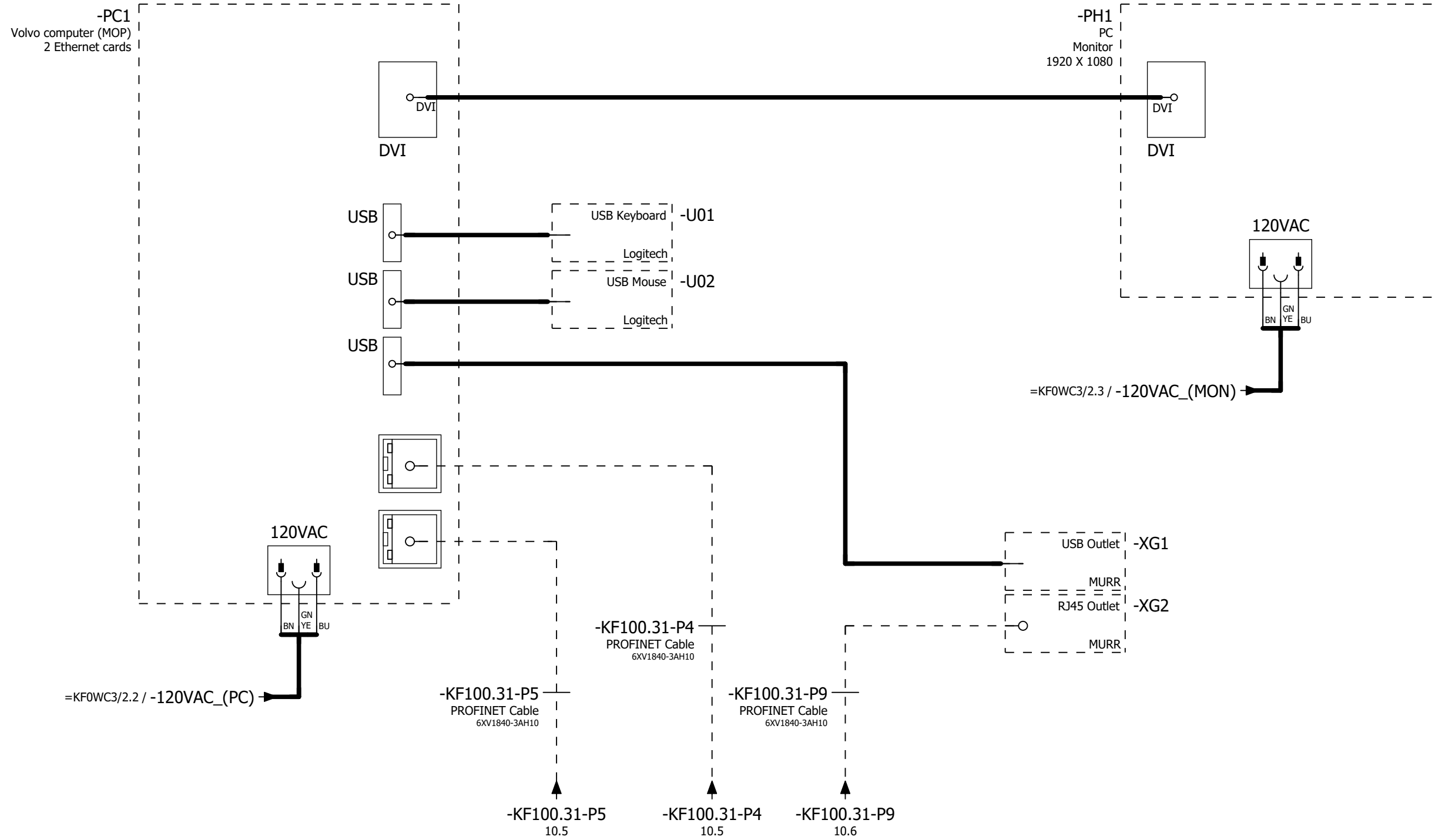
Date		3/18/2024		Volvo Trucks North America		Valiant TMS		PN/PN Module 1		Drawing name: =2V14&EFS_EL		= KF0KF1	
Ed.		MKLEPADLO		P6700 Closure Hang - Cell 2V14		Scale 1:1				Document type: EFS		Project nr: 22-16175	
Appr.				Replacement of		Replaced by				Page		4	
Modification		Date		Name		Original				Page		436	

-KF98.31  
/4.3



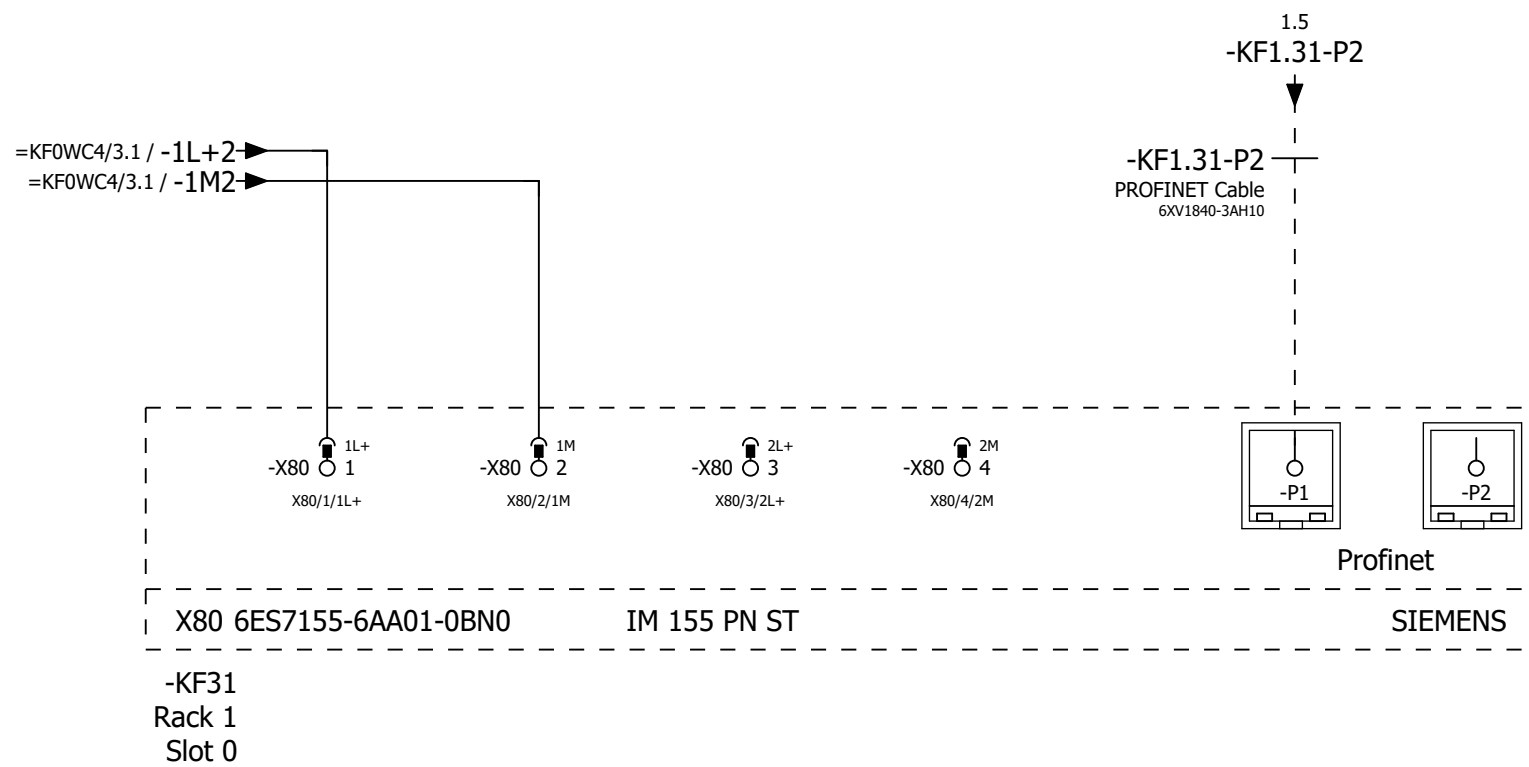

		Date	3/18/2024	Volvo Trucks North America	Valiant TMS	ET200S Cross-reference Input module	Drawing name:		= KF0KF1
		Ed.	MKLEPADLO				=2V14&EFS_EL		+ UC31
		Appr		P6700 Closure Hang - Cell 2V14	Scale 1:1		Document type:	Project nr:	Page
Modification	Date	Name	Original	Replacement of			Replaced by	EFS	22-16175
									436





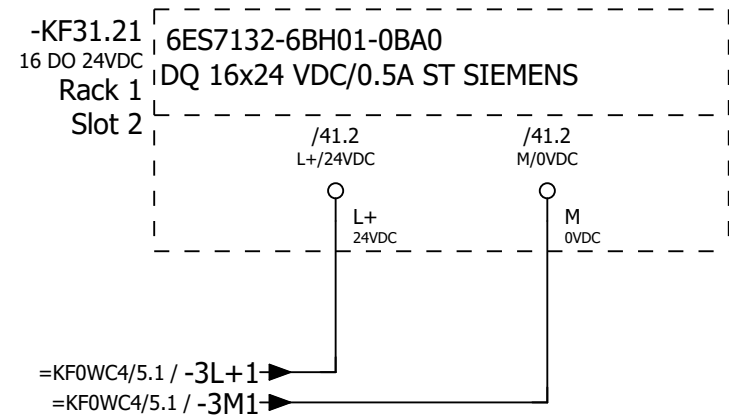
Date		3/18/2024		Volvo Trucks North America		Valiant TMS		MOP, PC		Drawing name:		= KF0KF1	
Ed.		MKLEPADLO		P6700 Closure Hang - Cell 2V14		Scale 1:1				=2V14&EFS_EL		+ UC31	
Appr.				Replacement of		Replaced by				Document type:		Project nr:	
Original										EFS		22-16175	
Modification		Date		Name		Original				Page		6	
										436			



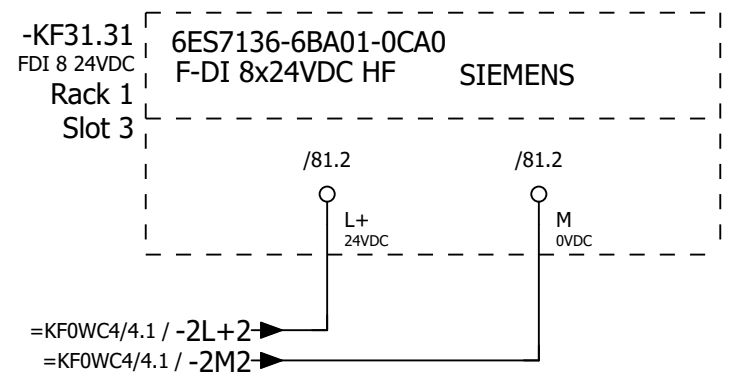


Date		3/18/2024		Volvo Trucks North America		Valiant TMS		IM 155 PN		Drawing name:		= KF0KF1	
Ed.		MKLEPADLO		P6700 Closure Hang - Cell 2V14		Scale 1:1				=2V14&EFS_EL		+ UC31	
Appr.				Replacement of		Replaced by				Document type:		Project nr:	
Modification		Date		Name		Original				EFS		22-16175	
											Page	11	
												436	



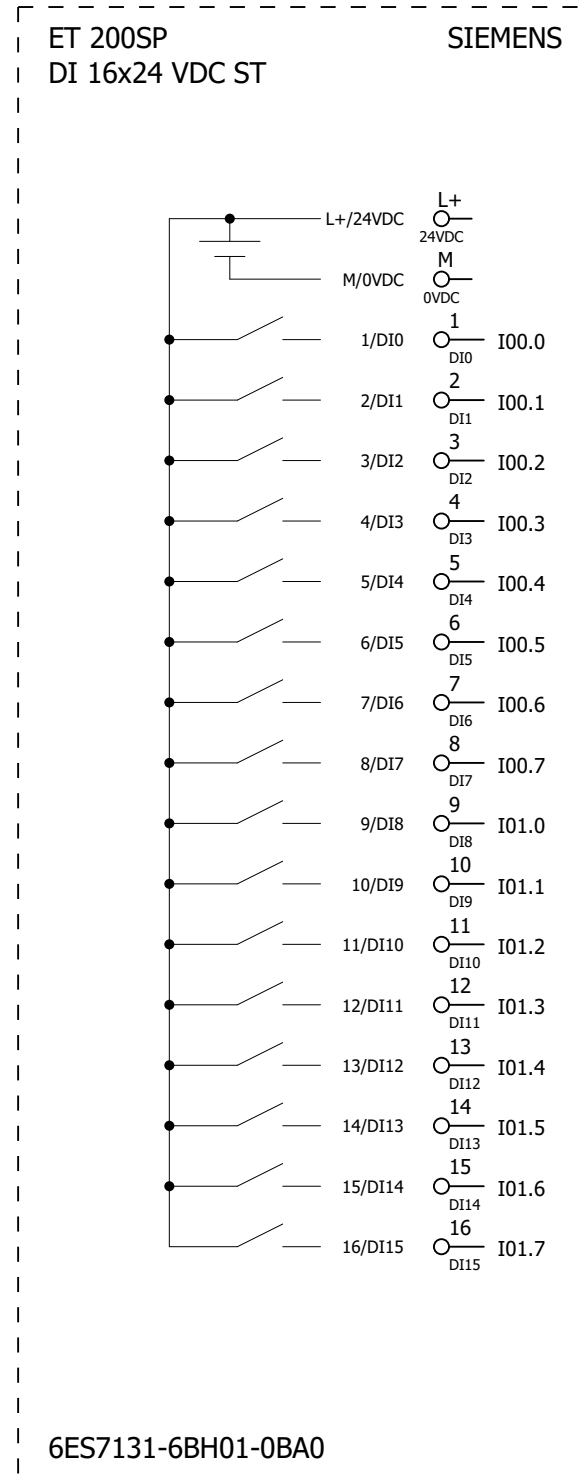


			Date	3/18/2024	Volvo Trucks North America	Valiant TMS	ET200S Wiring DO	Drawing name:		= KF0KF1	
			Ed.	MKLEPADLO				=2V14&EFS_EL		+ UC31	
			Appr					Document type:	Project nr:	Page	
Modification	Date	Name	Original		Replacement of	Replaced by	Scale 1:1	EFS	22-16175	436	



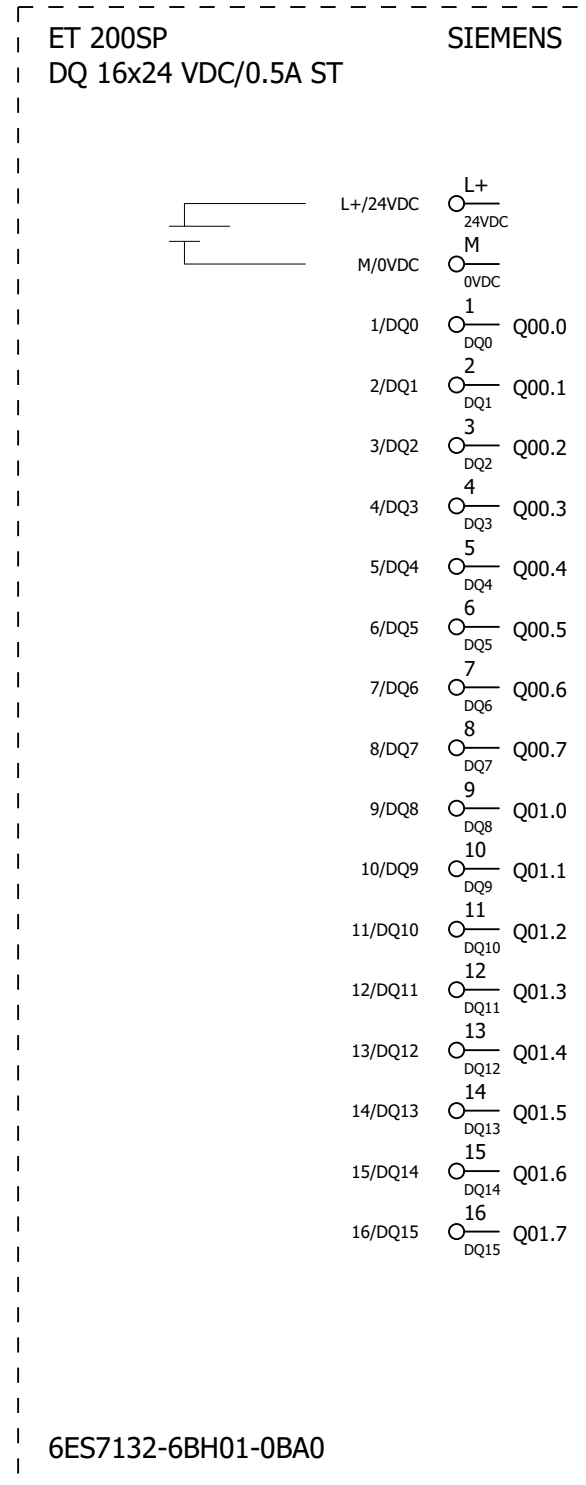
		Date	3/18/2024	Volvo Trucks North America	Valiant TMS	ET200S Wiring F-DI	Drawing name:		= KF0KF1
		Ed.	MKLEPADLO				=2V14&EFS_EL		+ UC31
		Appr		P6700 Closure Hang - Cell 2V14	Scale 1:1		Document type:	Project nr:	Page
Modification	Date	Name	Original	Replacement of			Replaced by	EFS	22-16175
									436

-KF31.11  
/12.0



L+/24VDC	L+	24VDC	/12.1			
M/0VDC	M	0VDC	/12.2			
1/DI0	1	D10	I00.0	=KF0SF1/2.2	=KF0SF1+UC31UC92-SF1_I	Emergency stop tripped/reset PB
2/DI1	2	D11	I00.1	=KF0SF1/2.5	=KF0SF1+UC31UC92-SF2_I	Enable power PB
3/DI2	3	D12	I00.2	=KF0SF1/2.7	=KF0SF1+UC31UC92-SF3_I	Start auto PB
4/DI3	4	D13	I00.3	=KF0SF1/2.7	=KF0SF1+UC31UC92-SF4_I	Man/Auto Sel Switch
5/DI4	5	D14	I00.4	=KF0SF1/1.5	=KF0SF1+UC31UC91-SF5	Set PB
6/DI5	6	D15	I00.5	=KF0SF1/1.2	=KF0SF1+UC31UC91-SF6	Reset PB
7/DI6	7	D16	I00.6		I00.6	Spare
8/DI7	8	D17	I00.7		I00.7	Spare
9/DI8	9	D18	I01.0	=KF0WC4/2.6	=KF0WC4-GA1.1	UPS Battery
10/DI9	10	D19	I01.1	=KF0WC4/2.7	=KF0WC4-GA1.2	UPS Alarm
11/DI10	11	D110	I01.2	=KF0WC3/3.2	=KF0WC3+UC31-FC1	Monitoring 120 VAC
12/DI11	12	D111	I01.3	=KF0WC3/3.4	=KF0WC3+UC31-FC2	Monitoring 120 VAC
13/DI12	13	D112	I01.4	=KF0WC4/1.3	=KF0WC4+UC31-FC11_I	Monitoring 24 VDC
14/DI13	14	D113	I01.5		I01.5	Spare
15/DI14	15	D114	I01.6		I01.6	Spare
16/DI15	16	D115	I01.7		I01.7	Spare

-KF31.21  
/14.1



Date	2/23/2024	Volvo Trucks North America	Valiant TMS	ET200S Cross-reference	Drawing name:	= KF0KF1		
Ed.	MKLEPADLO	P6700 Closure Hang - Cell 2V14	Scale 1:1	Output module	=2V14&EFS_EL	+ UC31		
Appr					Document type:	Project nr:	Page	41
Modification	Date	Name	Original	Replacement of	Replaced by	EFS	22-16175	436

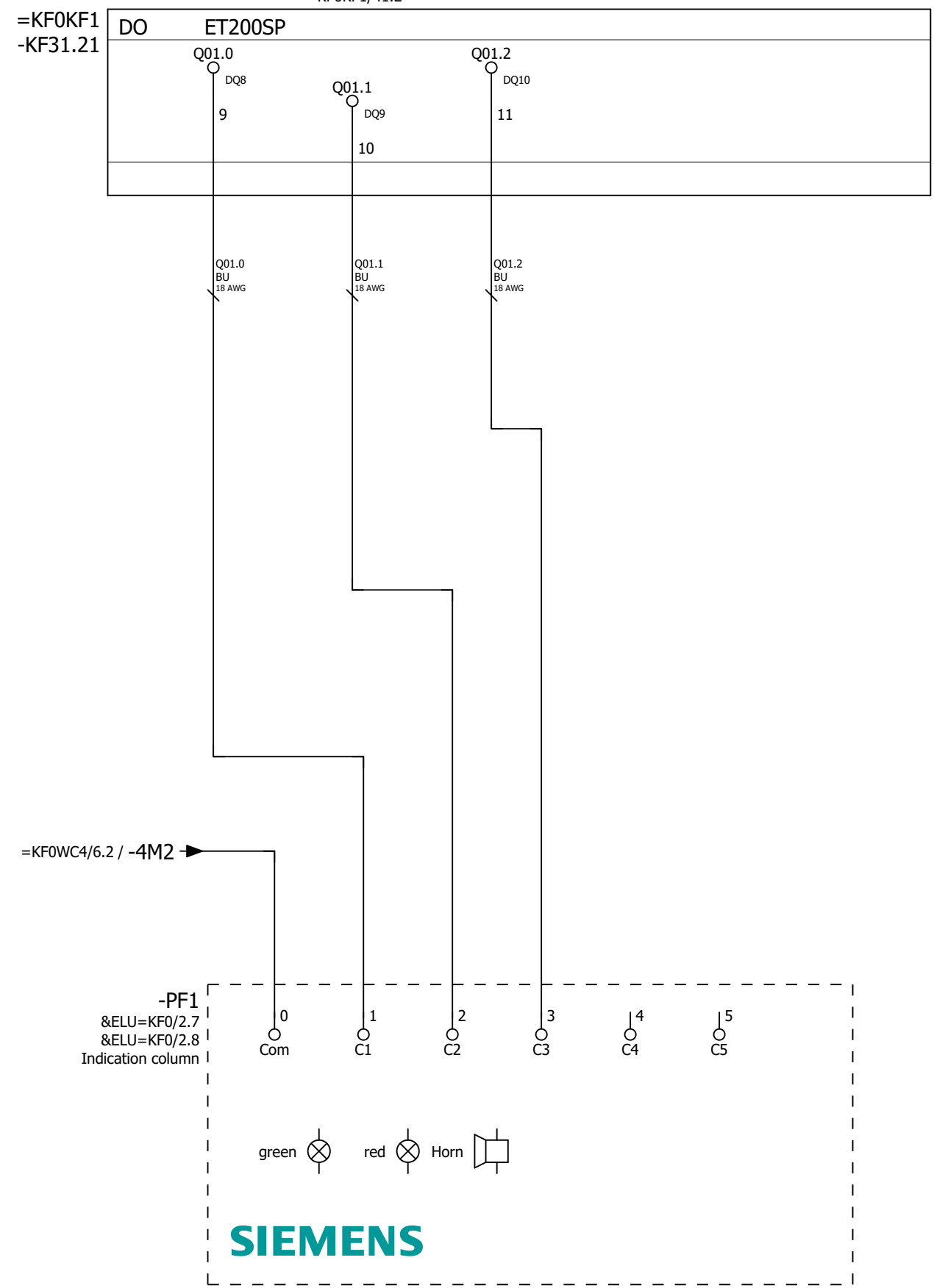




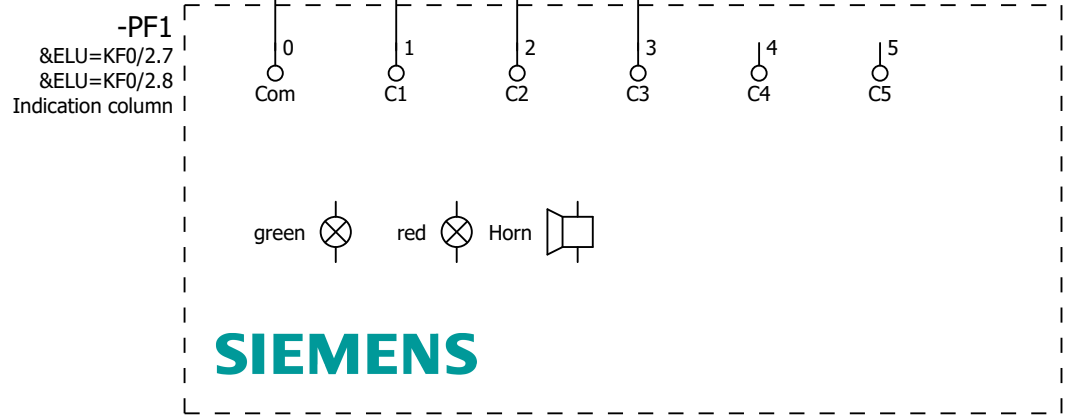
Indication column Green  
 =KF0PZ1+UC31-PF1\_1  
 =KF0KF1/41.2

Indication column Siren  
 =KF0PZ1+UC31-PF1\_3  
 =KF0KF1/41.2

Indication column Red  
 =KF0PZ1+UC31-PF1\_2  
 =KF0KF1/41.2



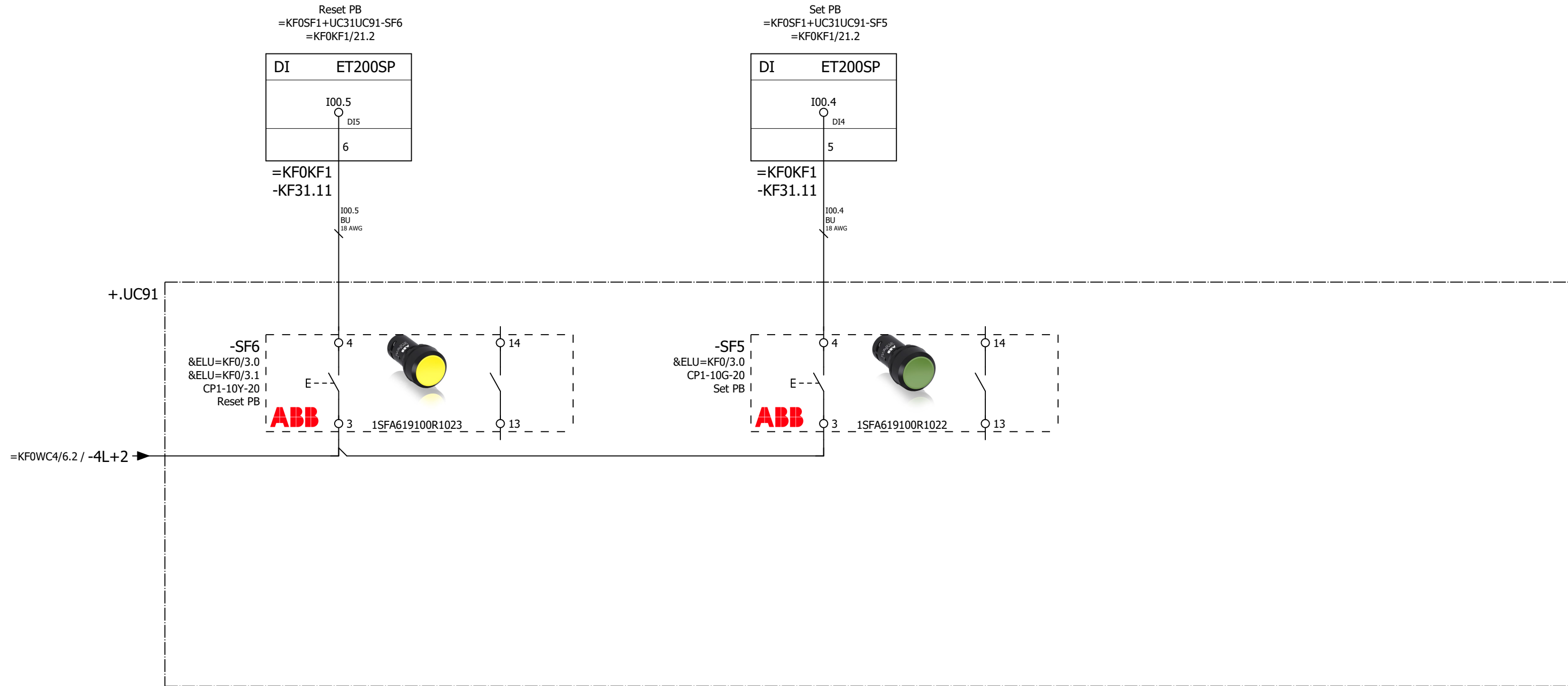
=KF0WC4/6.2 / -4M2



=KF0KF1/81

=KF0SF1/1

Date		3/18/2024		Volvo Trucks North America		Valiant TMS		Indication column		Drawing name: =2V14&EFS_EL		= KF0PZ1 + UC31	
Ed.		MKLEPADLO		P6700 Closure Hang - Cell 2V14		Scale 1:1				Document type: EFS		Project nr: 22-16175	
Appr.				Replacement of		Replaced by						Page 1	
Modification		Date		Name		Original						436	



Date		3/18/2024		Volvo Trucks North America		Valiant TMS		Operating box UC91 MOP		Drawing name: =2V14&EFS_EL		= KF0SF1	
Ed.		MKLEPADLO		P6700 Closure Hang - Cell 2V14		Scale 1:1				Document type: EFS		Project nr: 22-16175	
Appr				Replacement of		Replaced by				Page		1	
Modification		Date		Name		Original				Page		436	

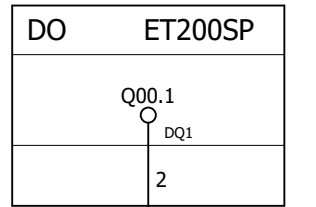
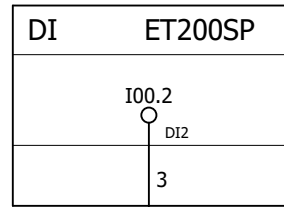
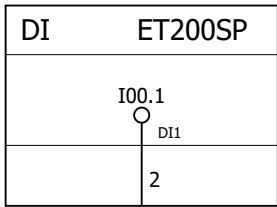
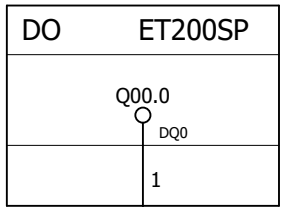
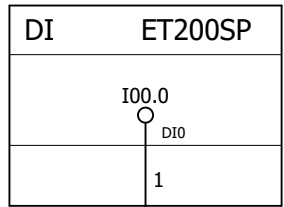
Emergency stop  
tripped/reset PB  
=KF0SF1+UC31UC92-SF1\_I  
=KF0KF1/21.2

Emergency stop  
tripped/reset LT  
=KF0SF1+UC31UC92-PF1\_Q  
=KF0KF1/41.2

Enable power PB  
=KF0SF1+UC31UC92-SF2\_I  
=KF0KF1/21.2

Start auto PB  
=KF0SF1+UC31UC92-SF3\_I  
=KF0KF1/21.2

Start auto LT  
=KF0SF1+UC31UC92-PF3\_Q  
=KF0KF1/41.2



=KF0KF1  
-KF31.11

=KF0KF1  
-KF31.21

=KF0KF1  
-KF31.11

=KF0KF1  
-KF31.11

=KF0KF1  
-KF31.21

I00.0  
BU  
18 AWG

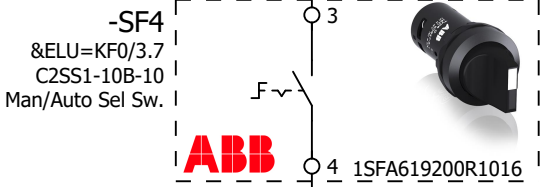
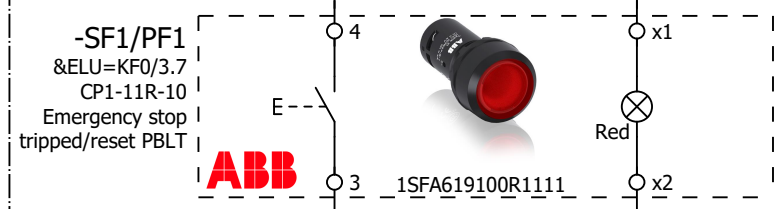
Q00.0  
BU  
18 AWG

I00.1  
BU  
18 AWG

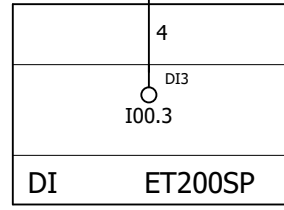
I00.2  
BU  
18 AWG

Q00.1  
BU  
18 AWG

+ .UC92



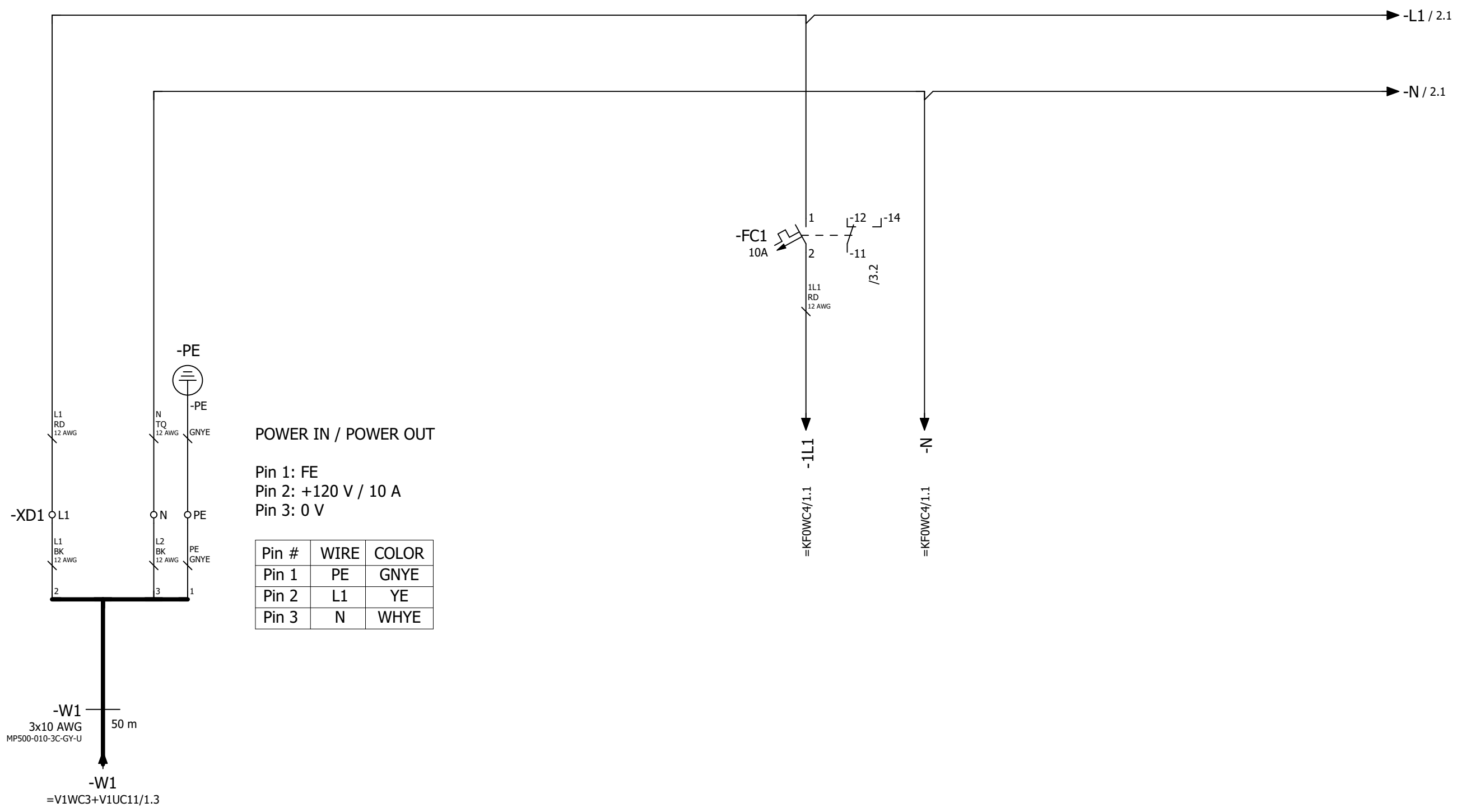
=KF0KF1  
-KF31.11



Man/Auto Sel Switch  
=KF0SF1+UC31UC92-SF4\_I  
=KF0KF1/21.2

=KF0WC4/6.1 / -4L+2  
=KF0WC4/6.1 / -4M2

Date	3/18/2024	Volvo Trucks North America	Valiant TMS	Operating box UC92 MOP	Drawing name: =2V14&EFS_EL	= KF0SF1
Ed.	MKLEPADLO	P6700 Closure Hang - Cell 2V14			Document type: EFS	+ UC31
Appr		Replacement of	Replaced by	Scale 1:1	Project nr: 22-16175	Page 2
Modification	Date	Name	Original			436



Power Distribution  
 24 VDC  
 Power Supply

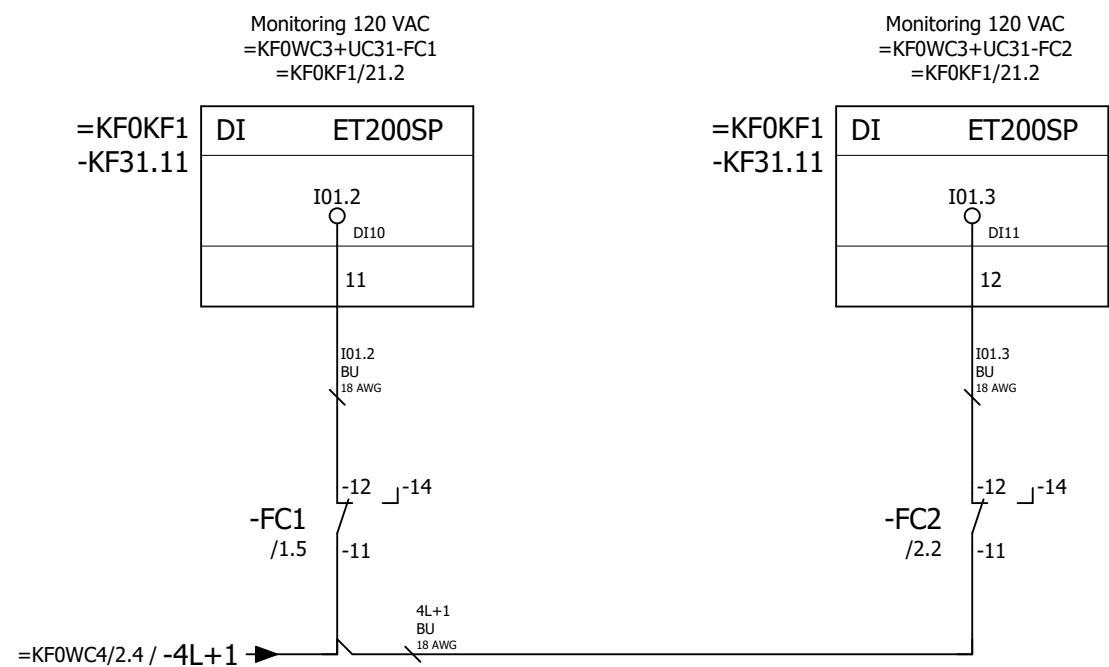
=KF0SF1/2


2

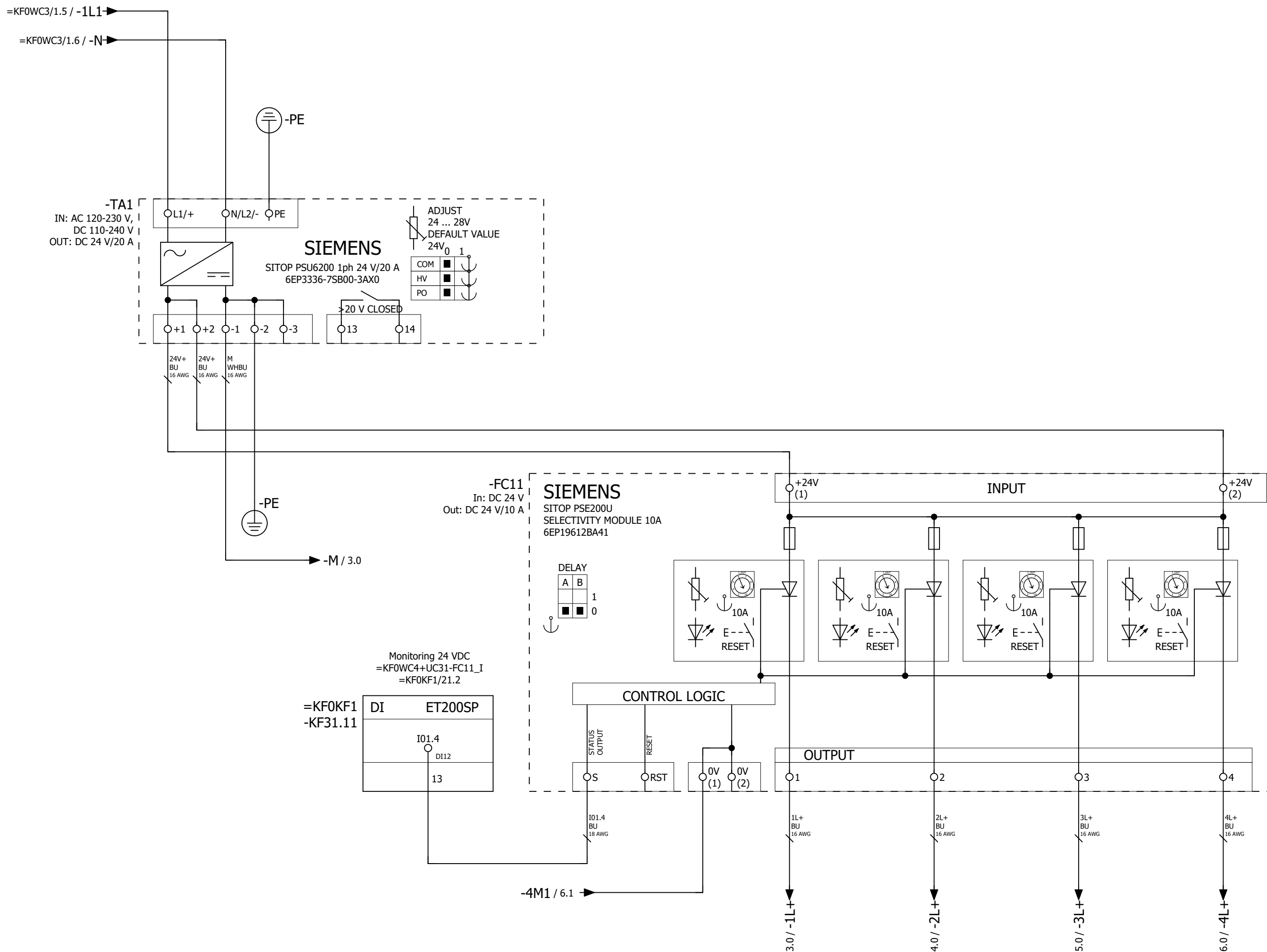
Date		3/18/2024	Volvo Trucks North America		Valiant TMS	Incomming power supply 120 VAC	Drawing name:		= KF0WC3
Ed.		MKLEPADLO	P6700 Closure Hang - Cell 2V14				=2V14&EFS_EL		+ UC31
Appr			Replacement of		Scale 1:1		Document type:	Project nr:	Page
Modification	Date	Name	Original	Replaced by			EFS	22-16175	1







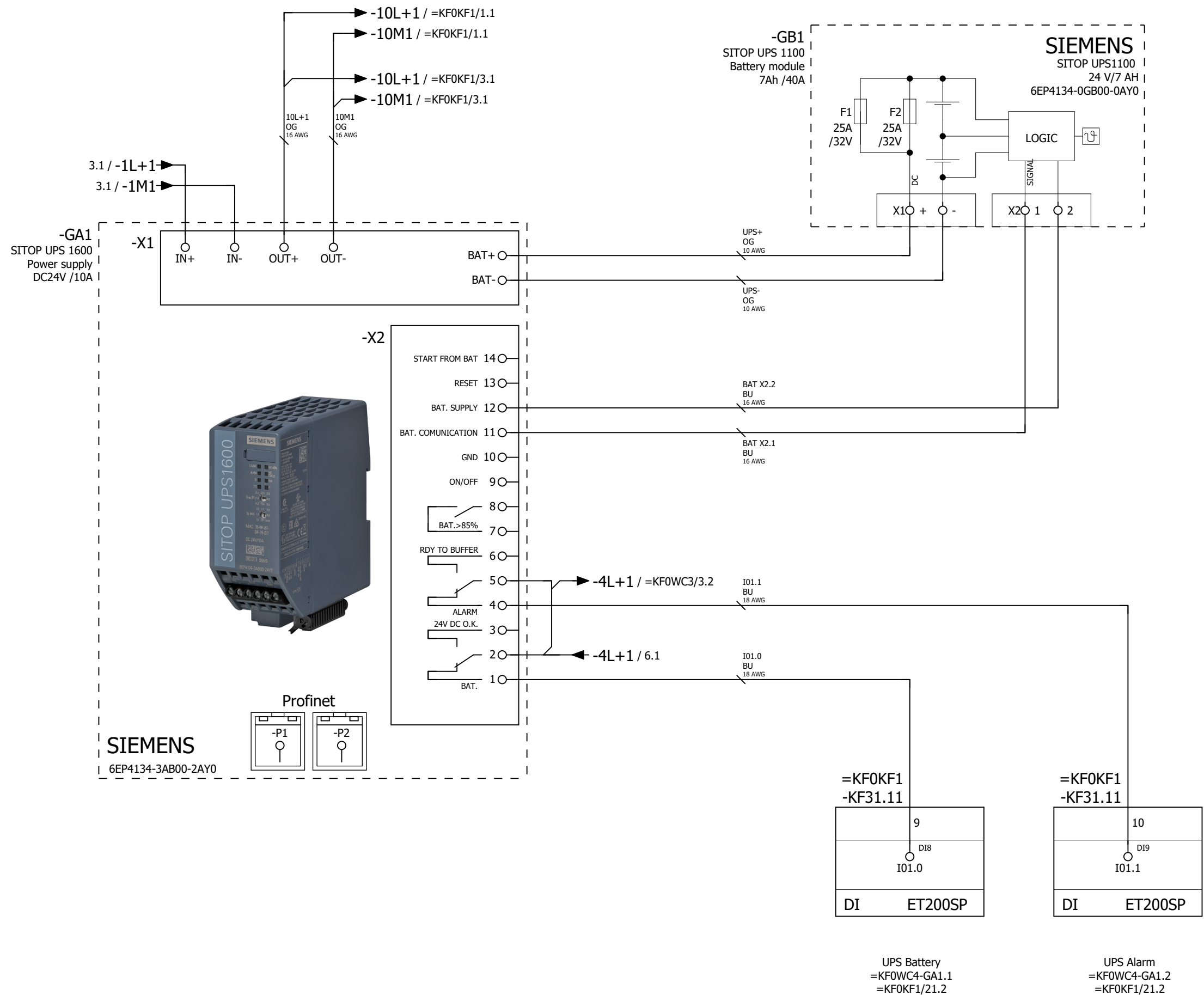
Date	3/18/2024	Volvo Trucks North America	 Valiant TMS Monitoring 120VAC	Drawing name:	= KF0WC3
Ed.	MKLEPADLO	P6700 Closure Hang - Cell 2V14		=2V14&EFS_EL	+ UC31
Appr		Replacement of	Replaced by	Document type:	Project nr:
Modification	Date	Name	Original	EFS	22-16175
			Scale 1:1		Page 3
					436




=KF0WC3/3

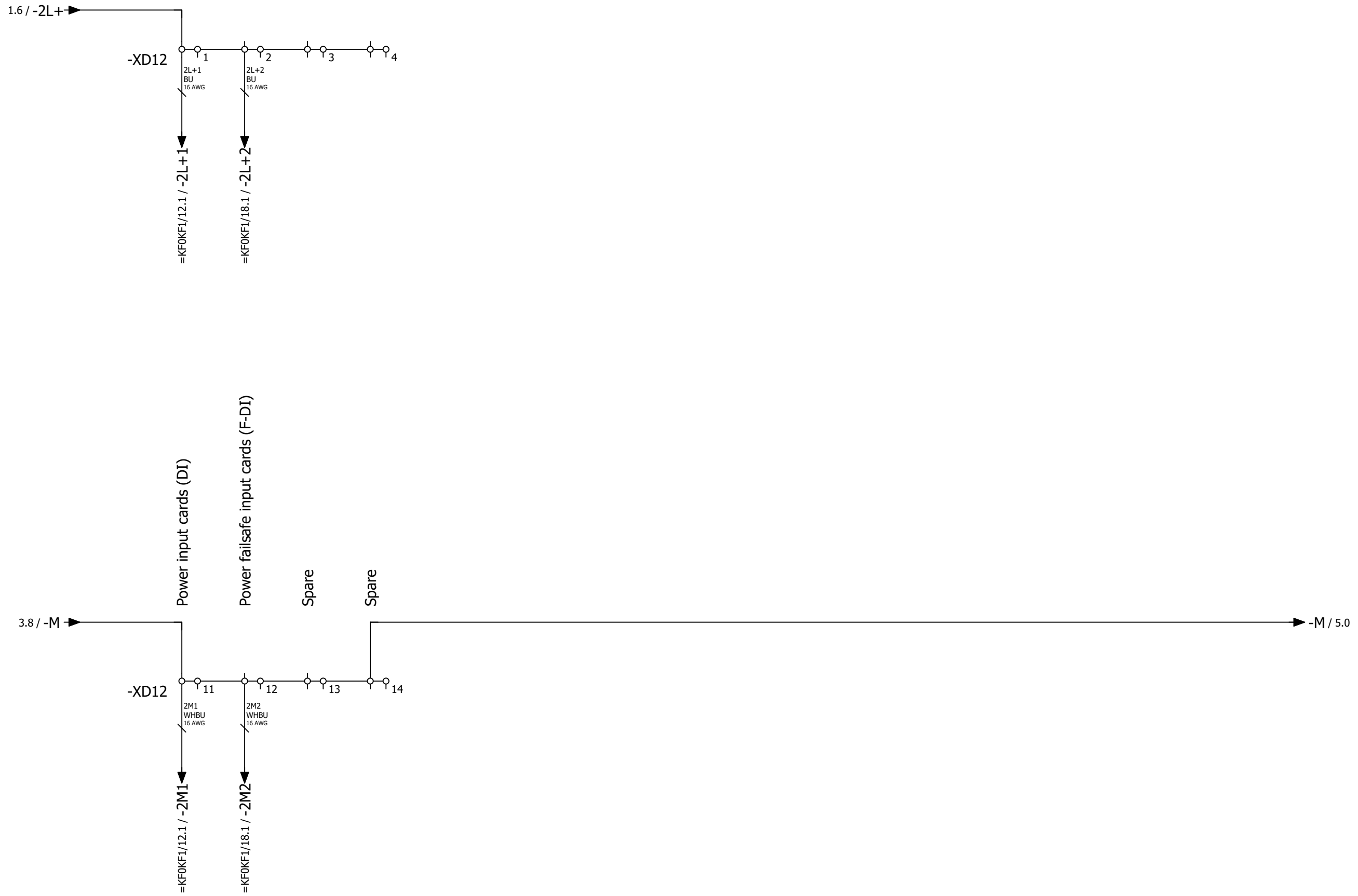
2

Date	3/18/2024	Volvo Trucks North America	Valiant TMS	Power distribution 24VDC	Drawing name:	= 2V14&EFS_EL	= KF0WC4
Ed.	MKLEPADLO	P6700 Closure Hang - Cell 2V14			Document type:	EFS	+ UC31
Appr.		Replacement of	Replaced by	Scale 1:1	Project nr:	22-16175	Page 1
Modification	Date	Name	Original				436





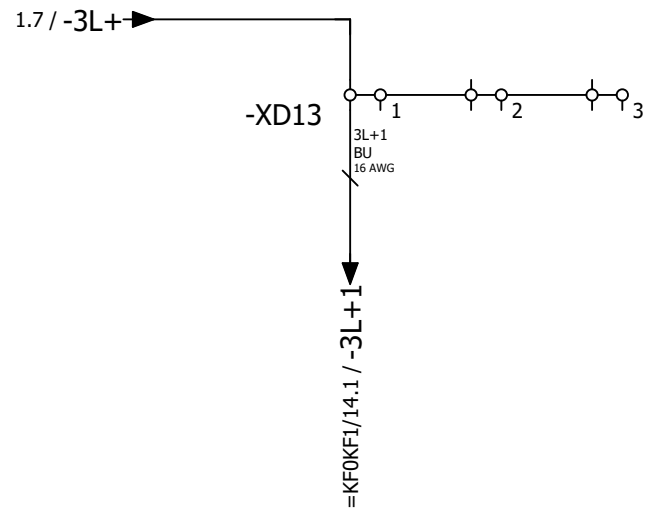
			Date	3/18/2024	Volvo Trucks North America	Valiant TMS	Power distribution 24VDC 1L+	Drawing name:		= KF0WC4	
			Ed.	MKLEPADLO				=2V14&EFS_EL		+ UC31	
			Appr					Document type:		Project nr:	
Modification	Date	Name	Original		Replacement of	Replaced by	Scale 1:1	EFS	22-16175	Page 3	
									436		



3

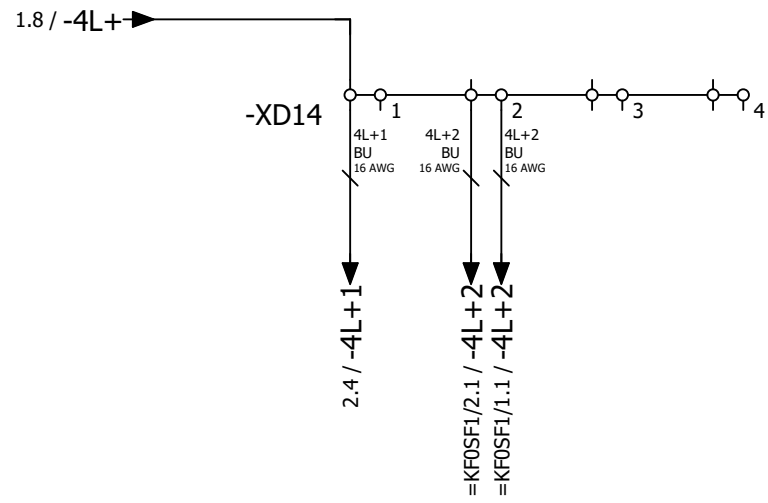
5

Date	3/18/2024	Volvo Trucks North America	Valiant TMS	Power distribution 24VDC 2L+	Drawing name:	= KF0WC4		
Ed.	MKLEPADLO	P6700 Closure Hang - Cell 2V14	Scale 1:1		=2V14&EFS_EL	+ UC31		
Appr					Document type:	Project nr:	Page	4
Modification	Date	Name	Original	Replacement of	Replaced by	EFS	22-16175	436



			Date	3/18/2024	Volvo Trucks North America	Valiant TMS	Power distribution 24VDC 3L+	Drawing name:		= KF0WC4	
			Ed.	MKLEPADLO				=2V14&EFS_EL		+ UC31	
			Appr					Document type:	Project nr:	Page	
Modification	Date	Name	Original		Replacement of	Replaced by	Scale 1:1	EFS	22-16175	436	



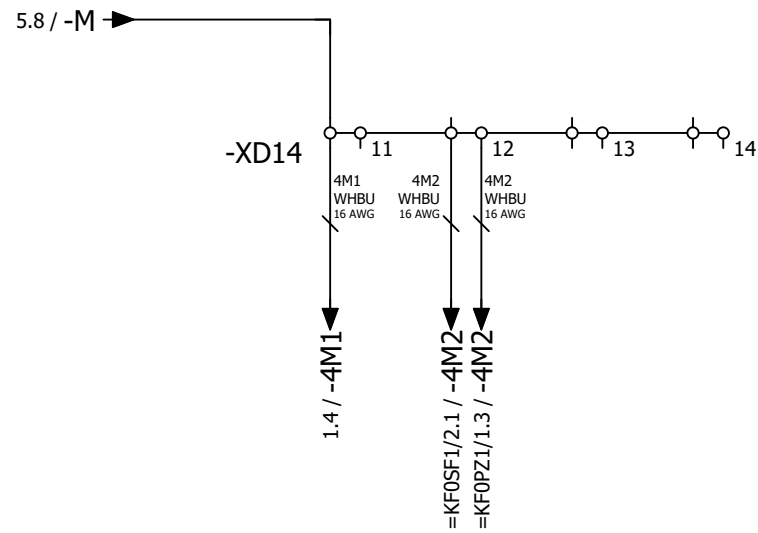


Signals inside cabinet

Signals operating boxes

Spare

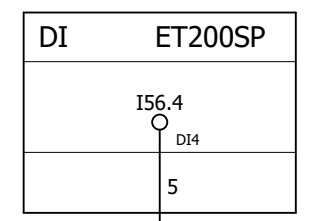
Spare



Date		3/18/2024		Volvo Trucks North America		Valiant TMS		Power distribution 24VDC 4L+		Drawing name:		= KF0WC4	
Ed.		MKLEPADLO		P6700 Closure Hang - Cell 2V14		Scale 1:1				=2V14&EFS_EL		+ UC31	
Appr				Replacement of		Replaced by				Document type:		Project nr:	
Modification		Date		Name		Original				EFS		22-16175	
											Page	6	
												436	

=V1KF1+V1UC11

Monitoring S425-GM1 AIR On  
 =KH0-BP1\_I  
 =V1KF1+V1UC11/14.2

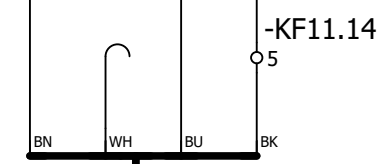


=V1KF1  
 -KF11.14

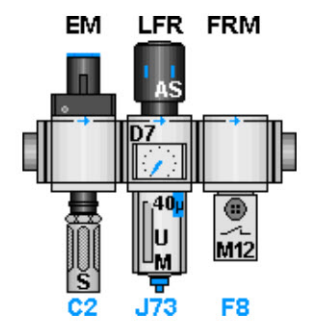
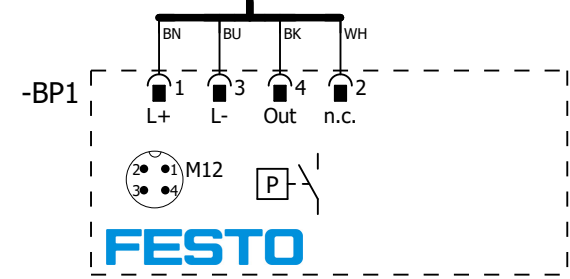
I56.4  
 BUOG  
 16 AWG

=V1WC4+V1UC11/5.3 / -3L+6

=V1WC4+V1UC11/5.3 / -3M6



-W1  
 RKC 4.4T-40-RSC 4.4T/S3060 40m



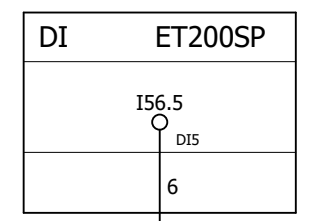
See drawing:  
 =2V14&MFS-PNEU

=KF0WC4+UC31/6

Date		3/18/2024	Volvo Trucks North America		Valiant TMS	Incoming air supply (S425-GM1 Fixture)	Drawing name:		= KH0
Ed.		MKLEPADLO	P6700 Closure Hang - Cell 2V14				=2V14&EFS_EL		+ KH0
Appr			Replacement of		Scale 1:1		Document type:	Project nr:	Page
Modification	Date	Name	Original	Replaced by			EFS	22-16175	1

=V1KF1+V1UC11

Monitoring S455-GM2 AIR On  
 =KH0-BP2\_I  
 =V1KF1+V1UC11/14.2

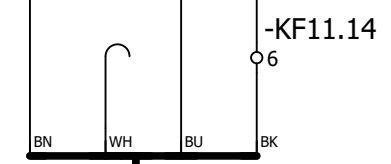


=V1KF1  
 -KF11.14

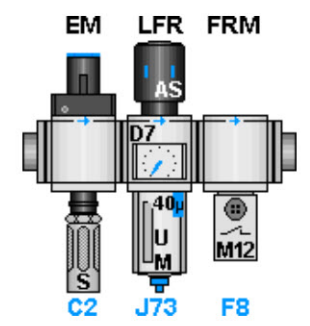
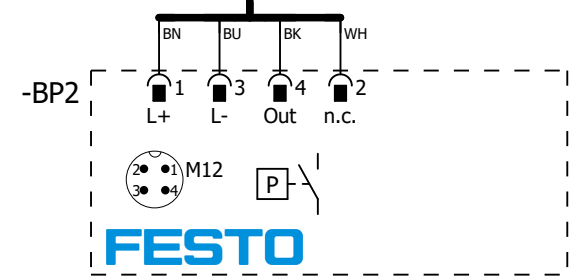
I56.5  
 BUOG  
 16 AWG

=V1WC4+V1UC11/5.3 / -3L+6

=V1WC4+V1UC11/5.3 / -3M6



-W2  
 RKC 4.4T-40-RSC 4.4T/S3060 40m

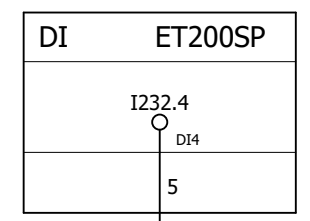


See drawing:  
 =2V14&MFS-PNEU

Date		3/18/2024		Volvo Trucks North America		Valiant TMS		Incoming air supply (S455-GM2 Fixture)		Drawing name: =2V14&EFS_EL		= KH0	
Ed.		MKLEPADLO		P6700 Closure Hang - Cell 2V14		Scale 1:1				Document type: EFS		Project nr: 22-16175	
Appr.				Replacement of		Replaced by				Page		2	
Modification		Date		Name		Original				Page		436	

=V1KF1+V1UC15

Monitoring S435-GM3 AIR On  
 =KH0-BP3\_I  
 =V1KF1+V1UC15/11.2

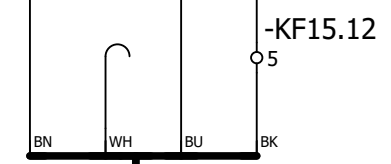


=V1KF1  
 -KF15.12

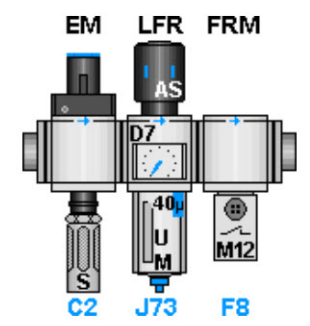
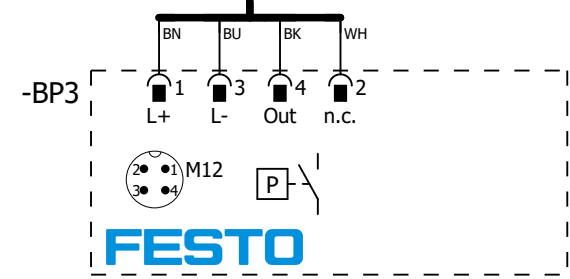
I232.4  
 BUOG  
 16 AWG

=V1WC4+V1UC15/7.2 / -6L+2

=V1WC4+V1UC15/7.2 / -6M2



-W3  
 RKC 4.4T-20-RSC 4.4T/S3060 20m

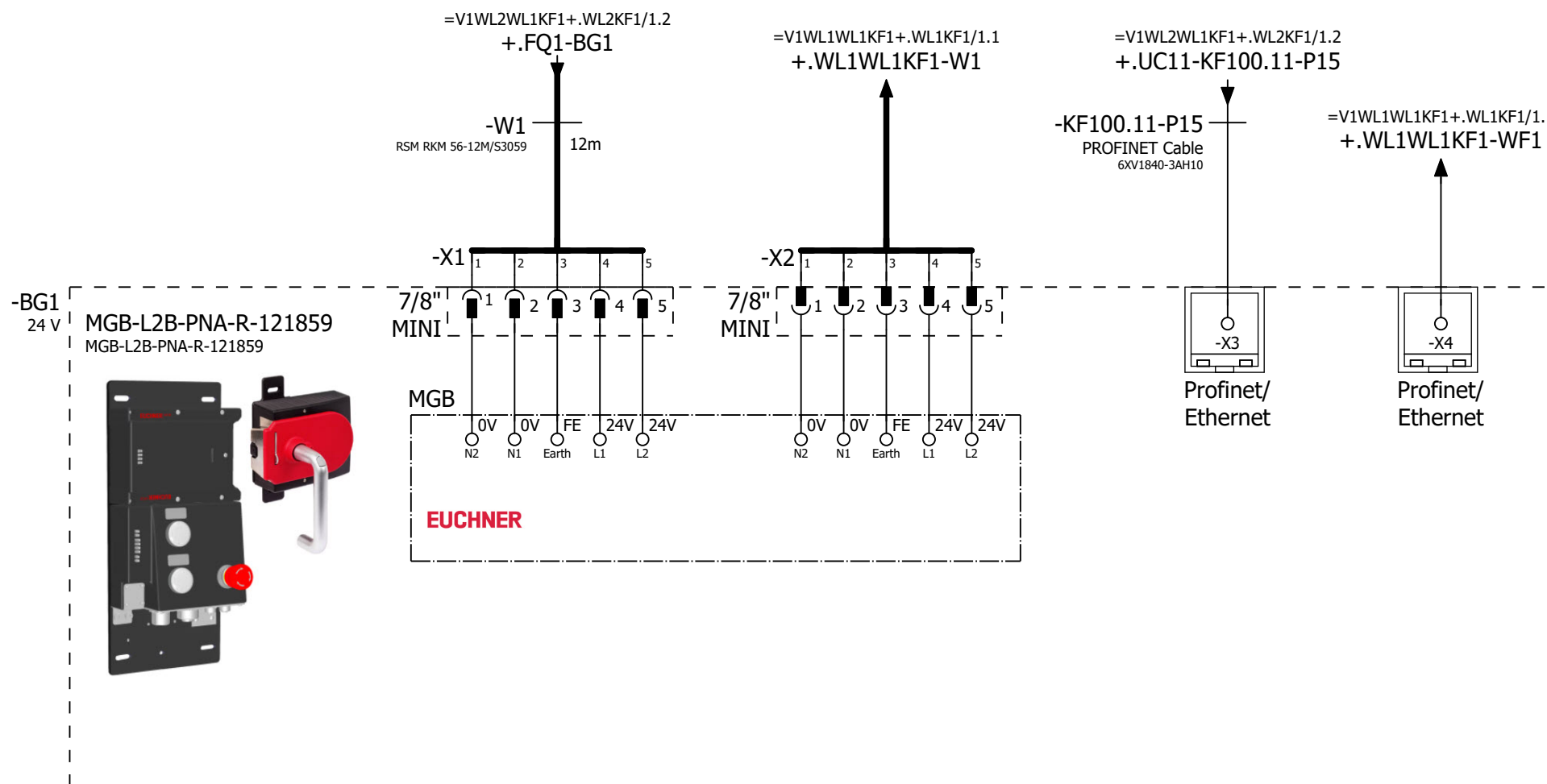


See drawing:  
 =2V14&MFS-PNEU

Date		3/22/2024		Volvo Trucks North America		Valiant TMS		Incoming air supply (S435-GM3 Fixture)		Drawing name: =2V14&EFS_EL		= KH0	
Ed.		MKLEPADLO		P6700 Closure Hang - Cell 2V14		Scale 1:1				Document type: EFS		Project nr: 22-16175	
Appr.				Replacement of		Replaced by				Page		3	
Modification		Date		Name		Original				Page		436	



=V1KF1+V1UC11



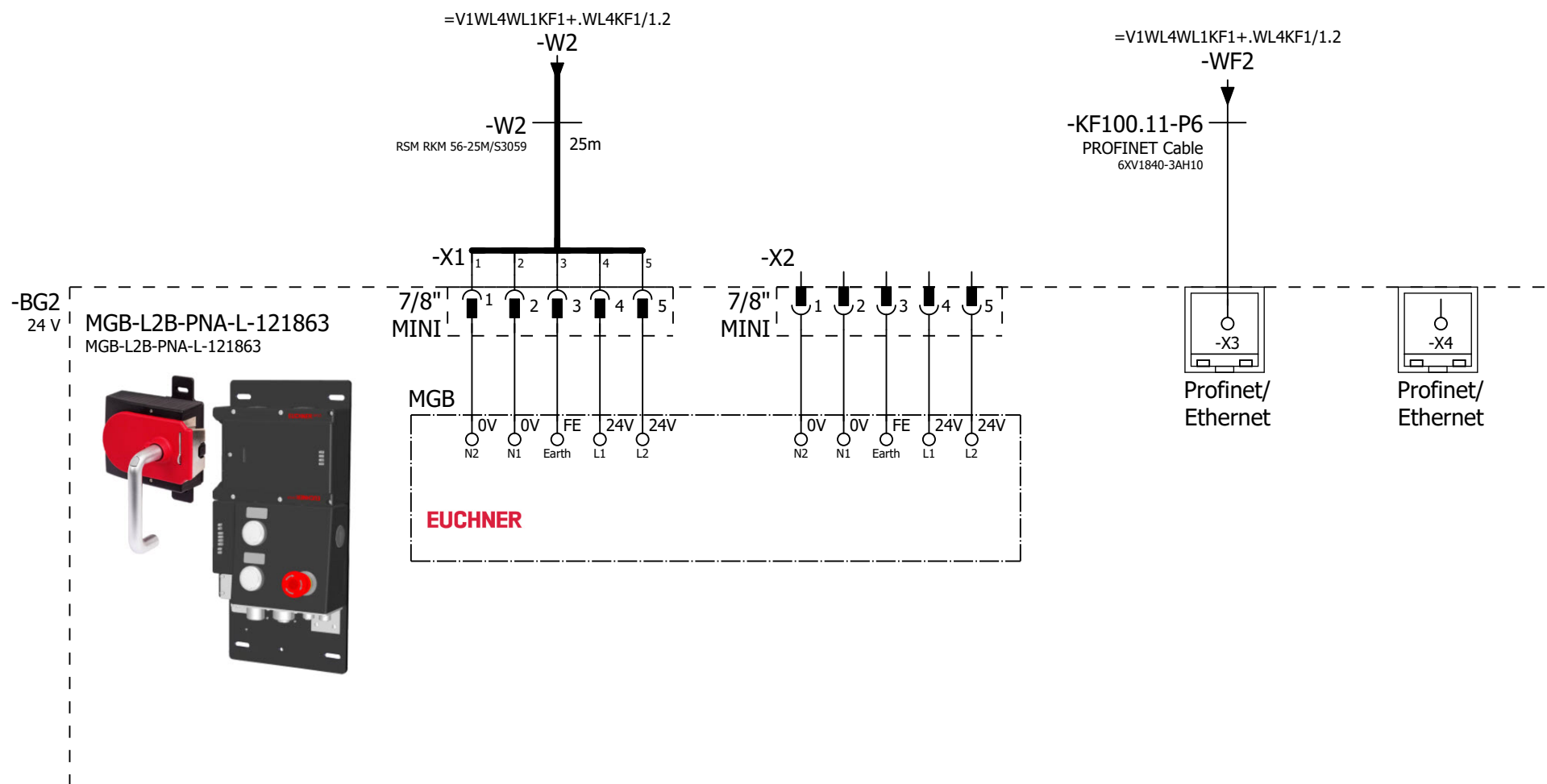
=KH0+KH0/4

2

Date		3/18/2024		Volvo Trucks North America		Valiant TMS		Door lock sensor -BG1		Drawing name:		= V1FQ1	
Ed.		MKLEPADLO		P6700 Closure Hang - Cell 2V14						=2V14&EFS_EL		+ V1FQ1	
Appr.				Replacement of		Replaced by		Scale 1:1		Document type:		Project nr:	
Modification		Date		Name		Original				EFS		22-16175	
											Page	1	
												436	



=V1KF1+V1UC11



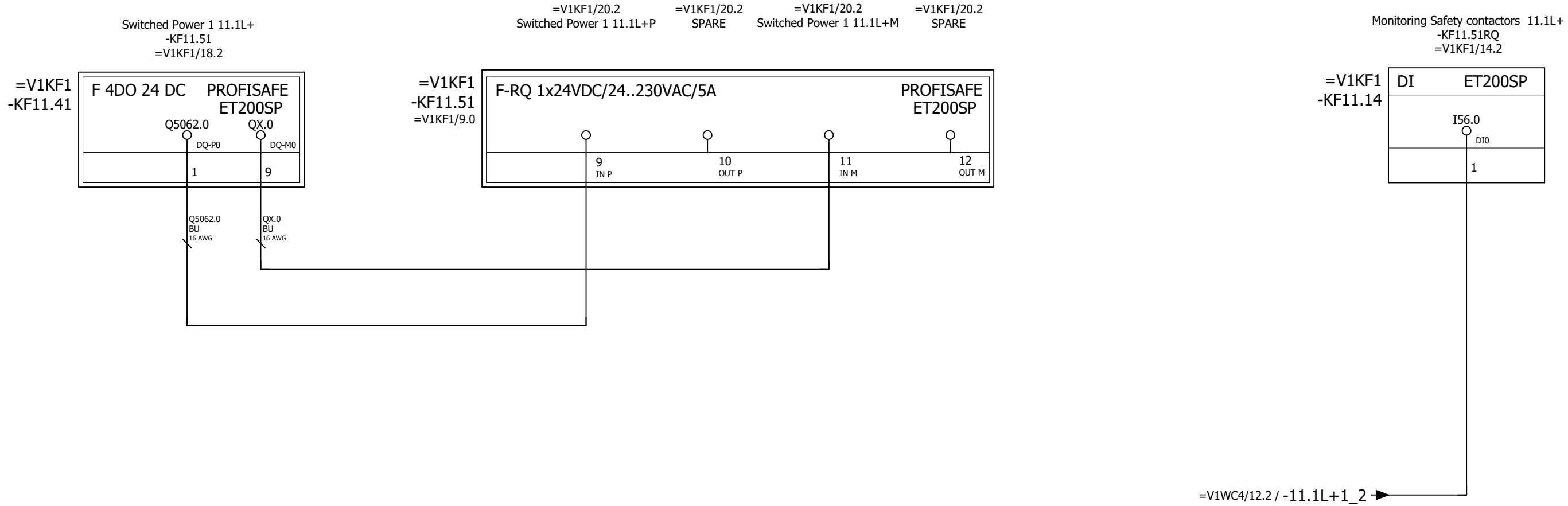
Date		3/18/2024		Volvo Trucks North America		Valiant TMS		Door lock sensor -BG2		Drawing name:		= V1FQ1	
Ed.		MKLEPADLO		P6700 Closure Hang - Cell 2V14						=2V14&EFS_EL		+ V1FQ1	
Appr.				Replacement of		Replaced by		Scale 1:1		Document type:		Project nr:	
Modification		Date		Name		Original				EFS		22-16175	
											Page	2	
												436	





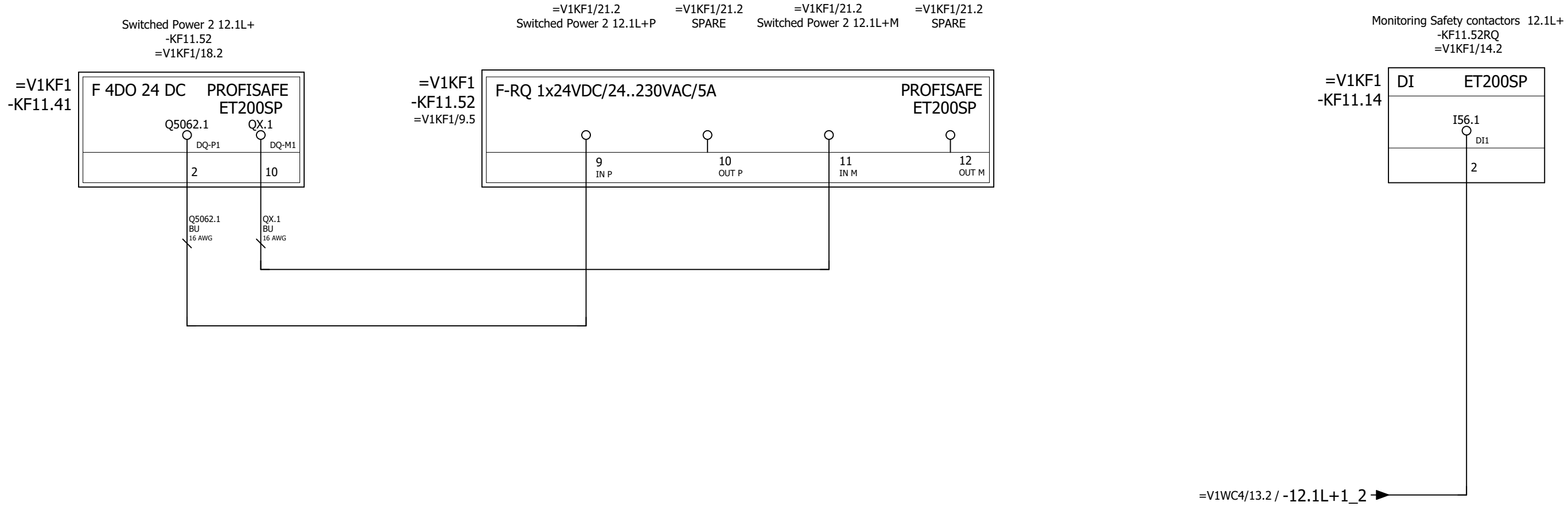


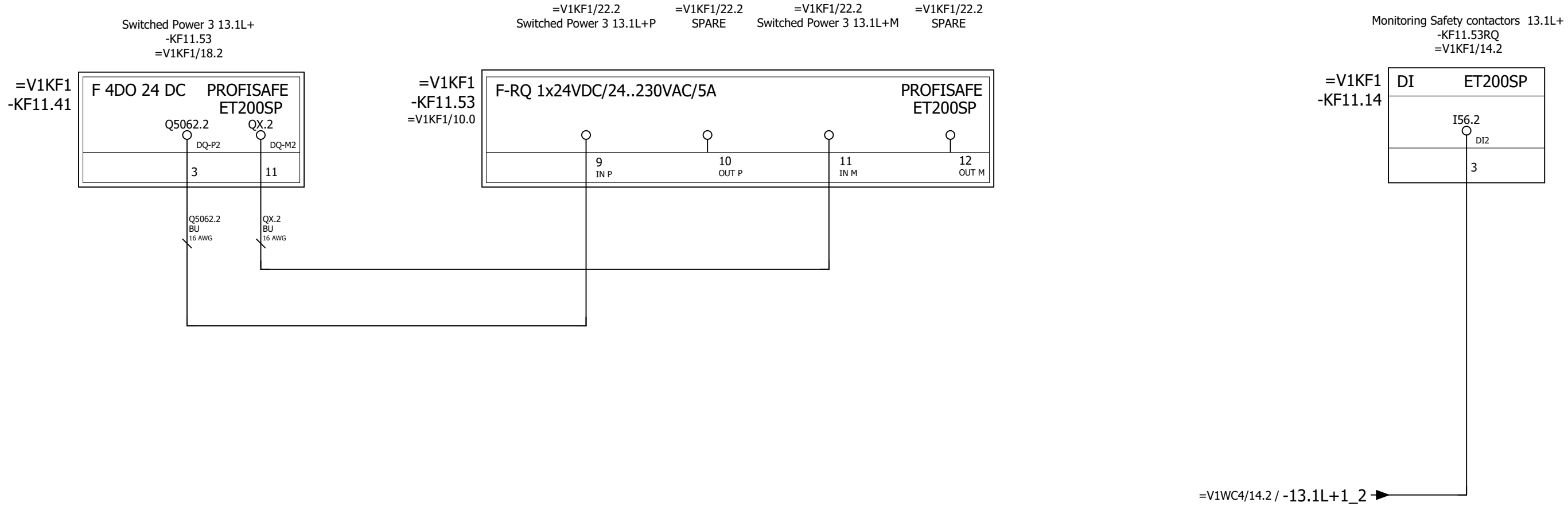


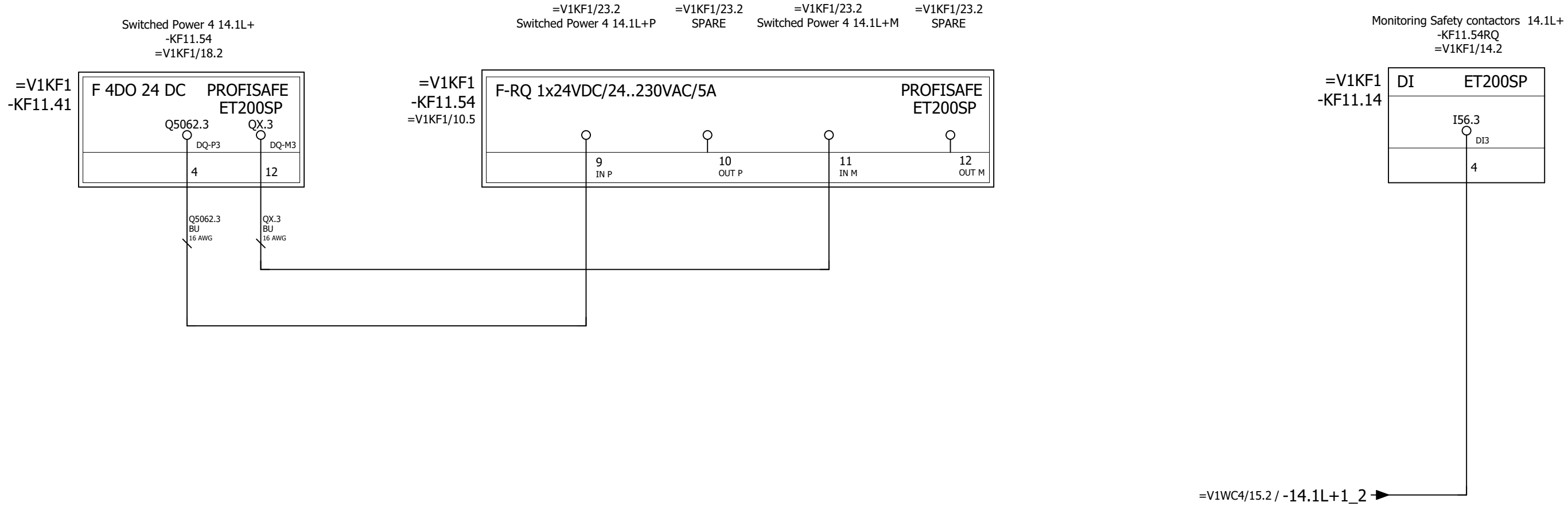


		Date	3/18/2024	Volvo Trucks North America	Valiant TMS	Safety power monitoring RQ - KF11.51	Drawing name:		= V1FQ1
		Ed.	MKLEPADLO				=2V14&EFS_EL		+ V1UC11
		Appr		P6700 Closure Hang - Cell 2V14	Scale 1:1		Document type:	Project nr:	Page
Modification	Date	Name	Original	Replacement of			Replaced by	EFS	22-16175
									436





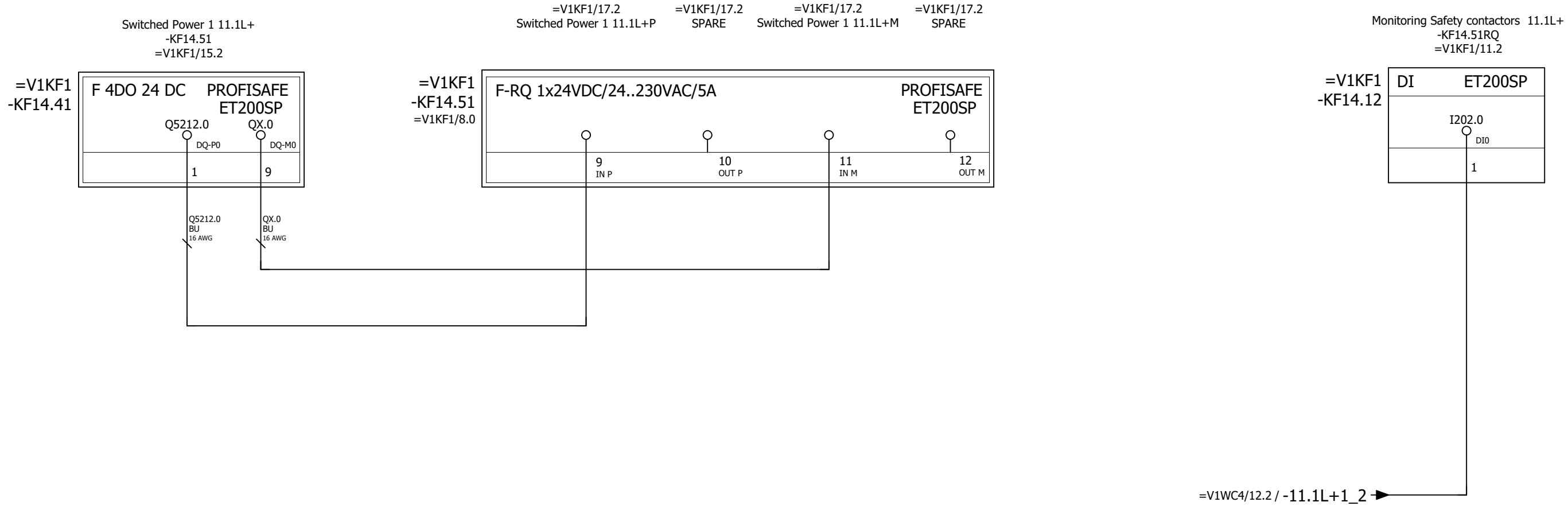




3

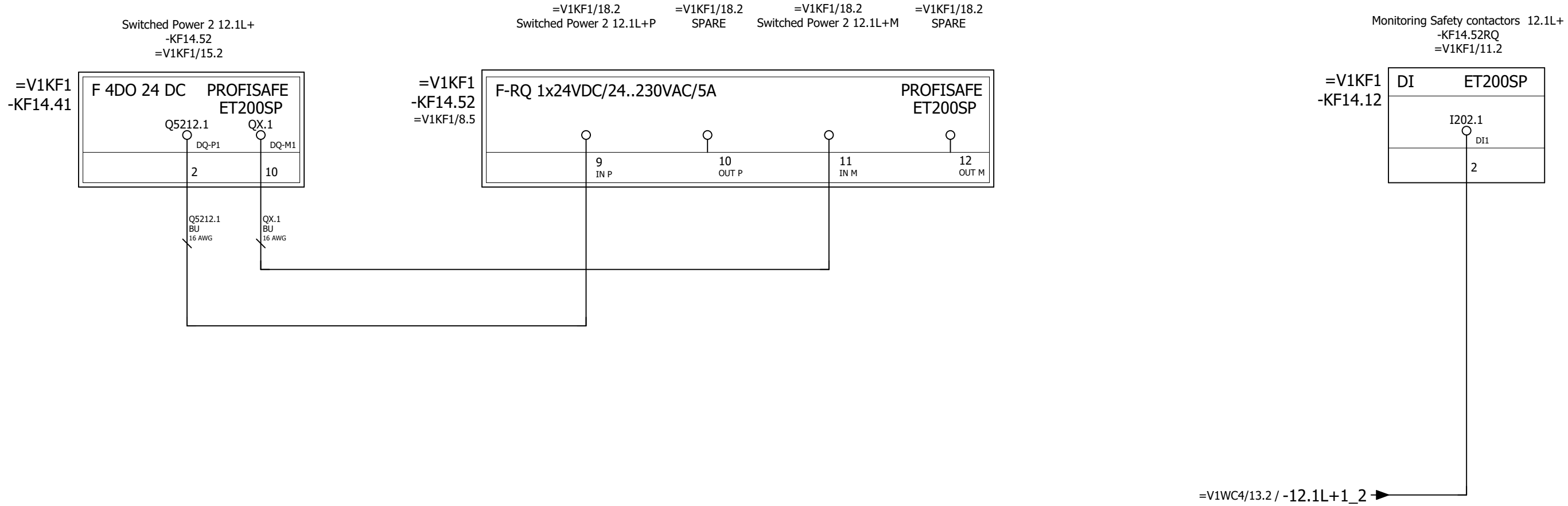
+ .UC14/1

			Date	3/18/2024	Volvo Trucks North America		Valiant TMS	Safety power monitoring RQ - KF11.54	Drawing name: =2V14&EFS_EL	= V1FQ1 + V1UC11
			Ed.	MKLEPADLO	P6700 Closure Hang - Cell 2V14				Document type: EFS	Project nr: 22-16175
Modification	Date	Name	Original		Replacement of	Replaced by	Scale 1:1			Page 4 436

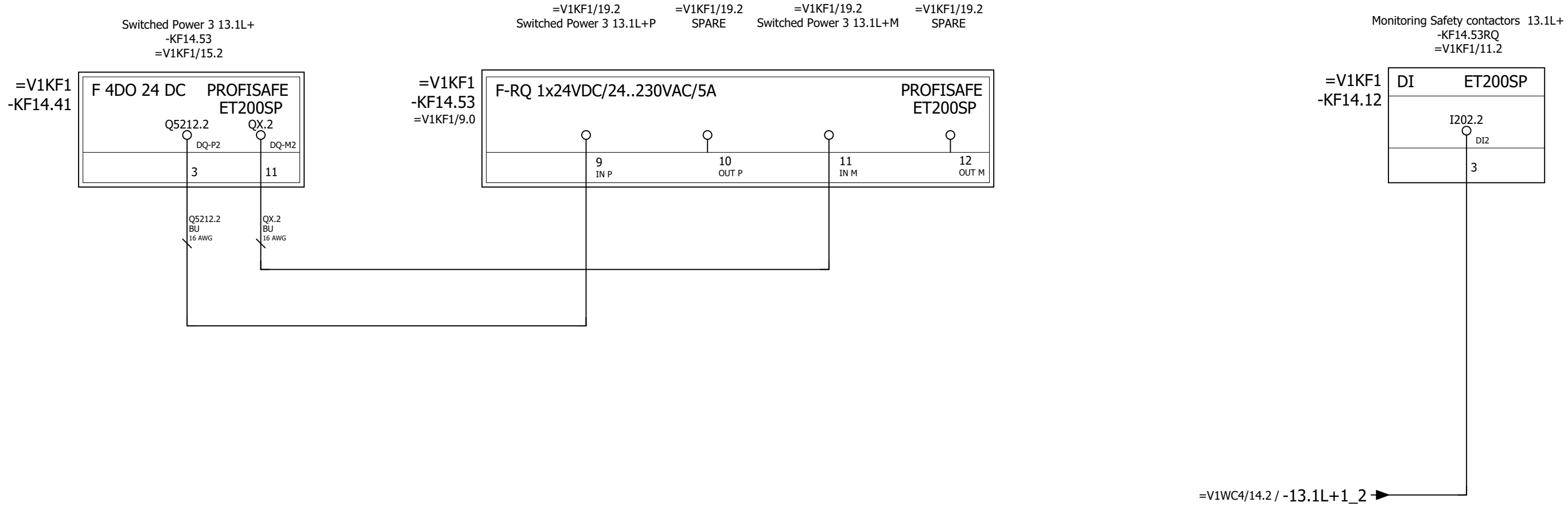


+UC11/4

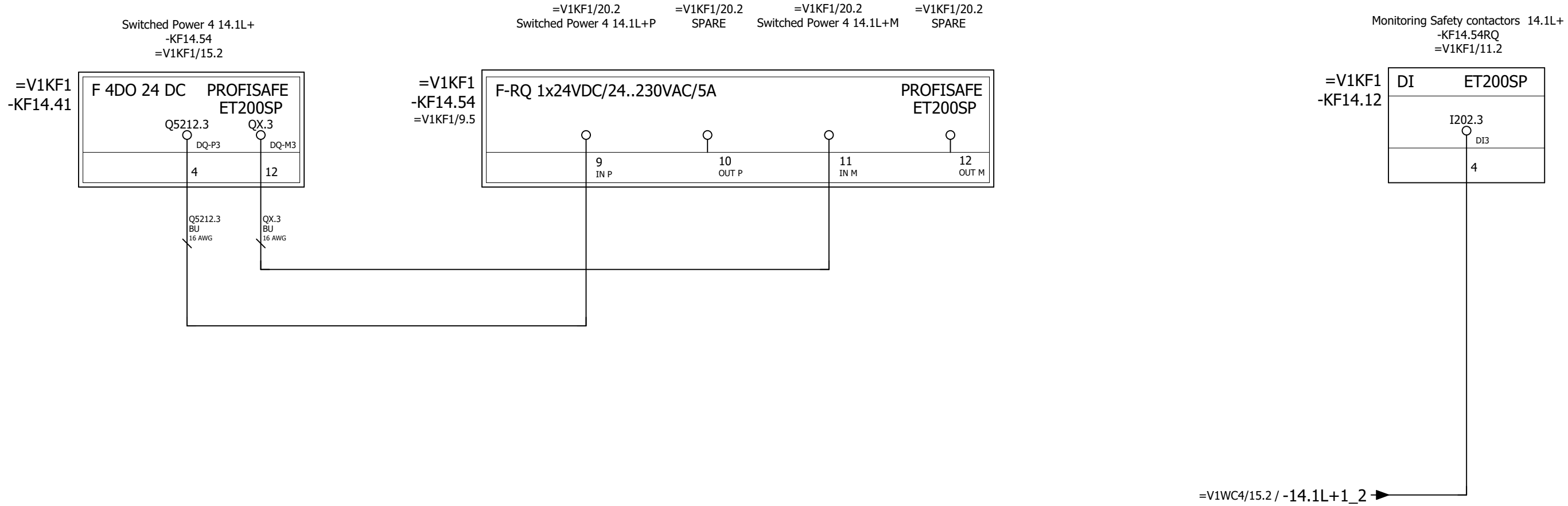
		Date	3/18/2024	Volvo Trucks North America		Valiant TMS	Safety power monitoring RQ - KF14.51	Drawing name:		= V1FQ1	
		Ed.	MKLEPADLO					=2V14&EFS_EL		+ V1UC14	
		Appr						Document type:	EFS	Project nr:	22-16175
Modification	Date	Name	Original	Replacement of	Replaced by	Scale 1:1				436	



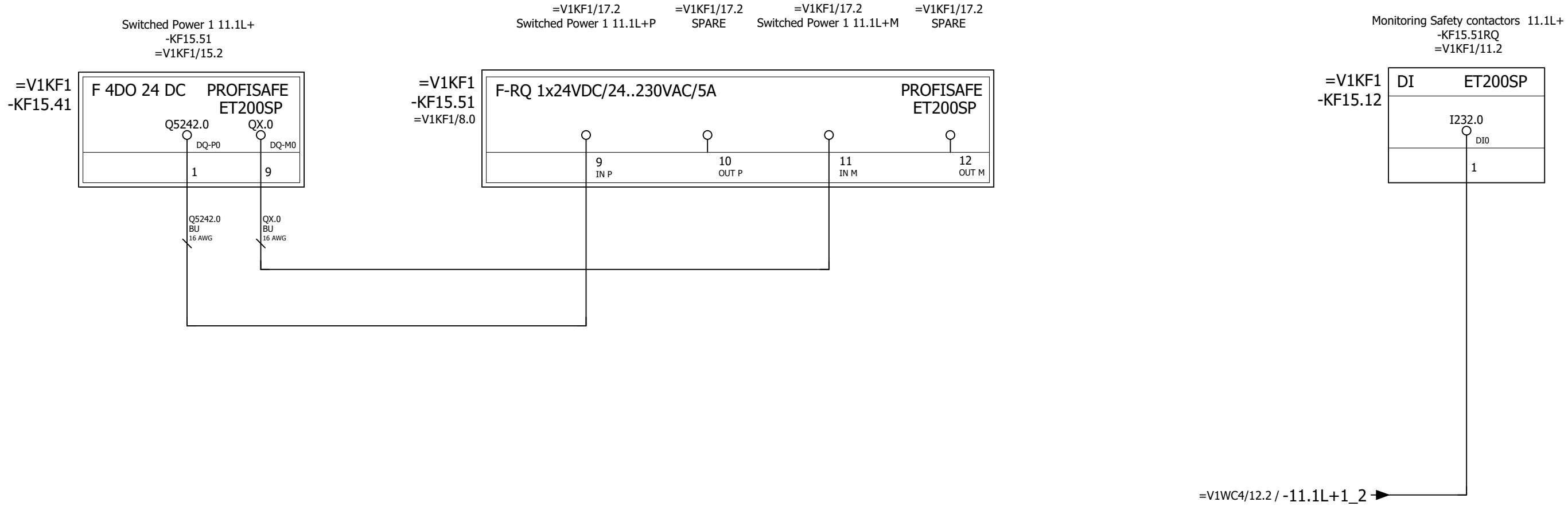
			Date	3/18/2024	Volvo Trucks North America		Valiant TMS	Safety power monitoring RQ - KF14.52	Drawing name: =2V14&EFS_EL	= V1FQ1 + V1UC14
			Ed.	MKLEPADLO	P6700 Closure Hang - Cell 2V14				Document type: EFS	Project nr: 22-16175
Modification	Date	Name	Original		Replacement of	Replaced by	Scale 1:1			Page 2 436



			Date	3/18/2024	Volvo Trucks North America		Valiant TMS	Safety power monitoring RQ - KF14.53	Drawing name: =2V14&EFS_EL	= V1FQ1 + V1UC14
			Ed.	MKLEPADLO	P6700 Closure Hang - Cell 2V14				Document type: EFS	Project nr: 22-16175
Modification	Date	Name	Original		Replacement of	Replaced by	Scale 1:1			Page 3 436



		Date	3/18/2024	Volvo Trucks North America			Valiant TMS	Safety power monitoring RQ - KF14.54		Drawing name: =2V14&EFS_EL		= V1FQ1 + V1UC14	
		Ed.	MKLEPADLO	P6700 Closure Hang - Cell 2V14						Document type: EFS	Project nr: 22-16175		Page
Modification	Date	Name	Original	Replacement of	Replaced by		Scale 1:1						436

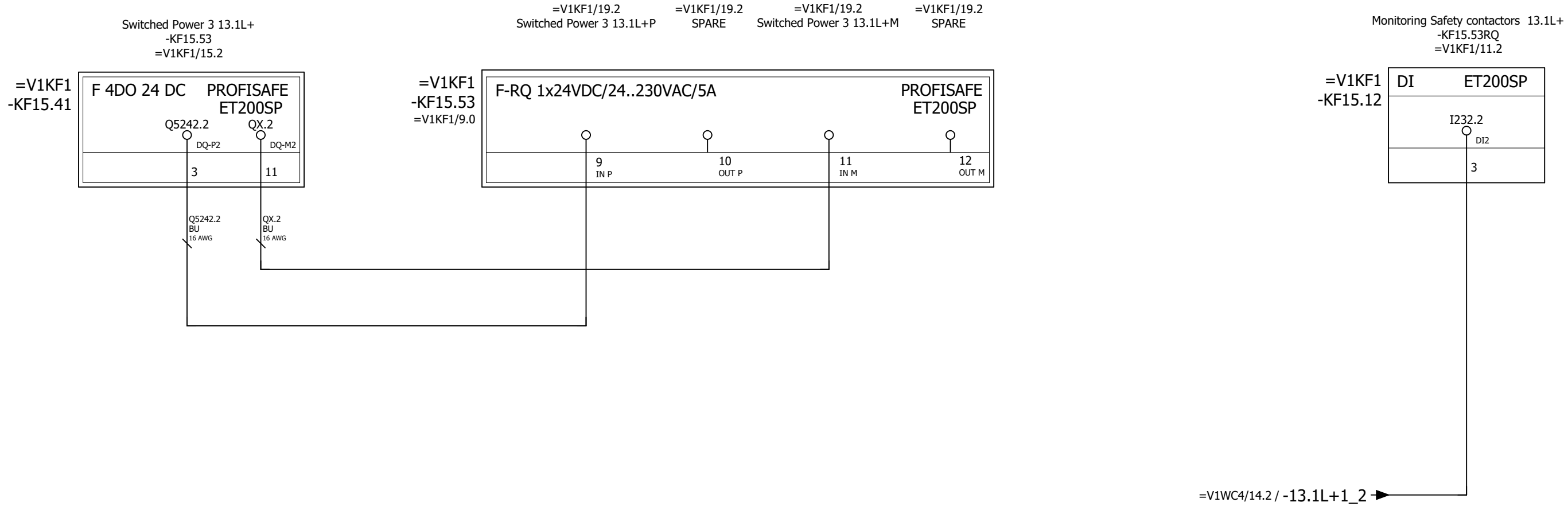


+UC14/4

		Date	3/18/2024		Valiant TMS Safety power monitoring RQ - KF15.51	Drawing name:		= V1FQ1	
		Ed.	MKLEPADLO			=2V14&EFS_EL		+ V1UC15	
		Appr				Document type:	Project nr:	Page	1
Modification	Date	Name	Original	Replacement of	Replaced by	Scale 1:1	EFS	22-16175	
								436	







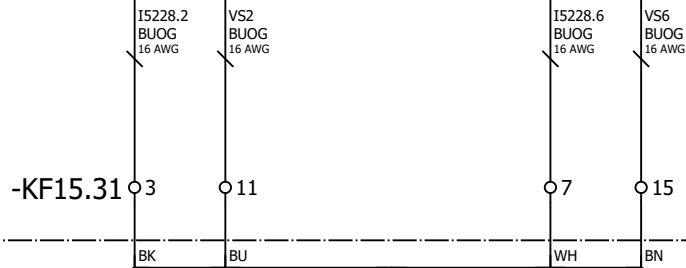



=V1KF1+V1UC15

S425 Lift Assist Clear Ch1  
=V1GM1-BG01  
=V1KF1+.UC15/13.2

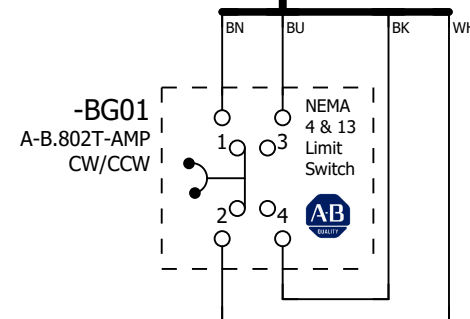
S425 Lift Assist Clear Ch2  
=V1GM1-BG01  
=V1KF1+.UC15/13.2

=V1KF1  
-KF15.31



-W1  
4x18 AWG  
RKC 4.4T-20-RSC 4.4T/S3060  
20 m

-XD1  
4-pin M12  
Field Attachable  
Connector  
B 8141-0/PG9



=V1GM1  
-BG01  
S425 Lift Assist  
Clear



=V1FQ1+.UC15/4

=V1GM2BG0+.GM2/1

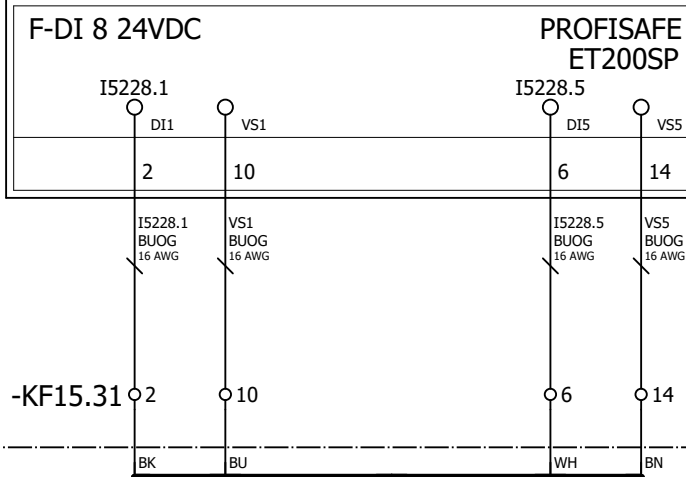
Date		3/20/2024		Volvo Trucks North America		Valiant TMS		S425 Lift Assist Switch		Drawing name: =2V14&EFS_EL		= V1GM1BG0	
Ed.		MKLEPADLO		P6700 Closure Hang - Cell 2V14		Scale 1:1				Document type: EFS		+ V1GM1	
Appr				Replacement of		Replaced by				Project nr: 22-16175		Page 1	
Modification		Date		Name		Original						436	

=V1KF1+V1UC15

S430 Lift Assist Clear Ch1  
=V1GM2-BG01  
=V1KF1+.UC15/13.2

S430 Lift Assist Clear Ch2  
=V1GM2-BG01  
=V1KF1+.UC15/13.2

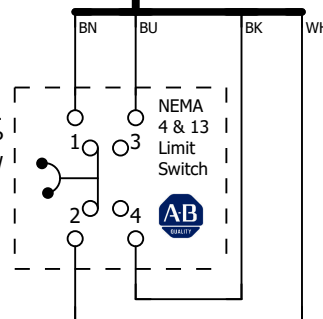
=V1KF1  
-KF15.31



-W1  
4x18 AWG  
87014

-XD1  
4-pin M12  
Field Attachable  
Connector  
B 8141-0/PG9

-BG01  
A-B.802T-AMP  
CW/CCW



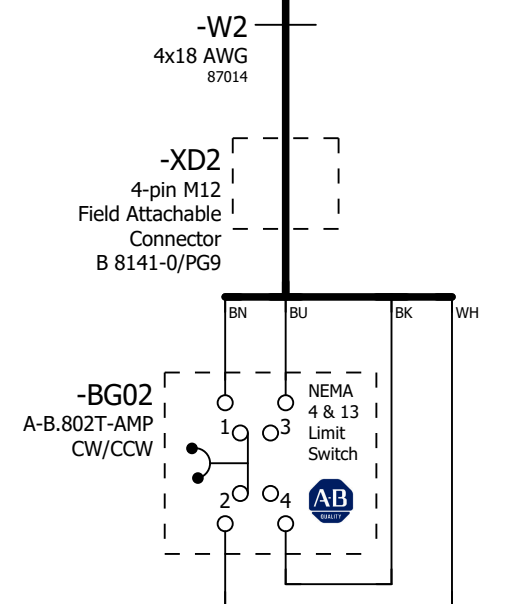
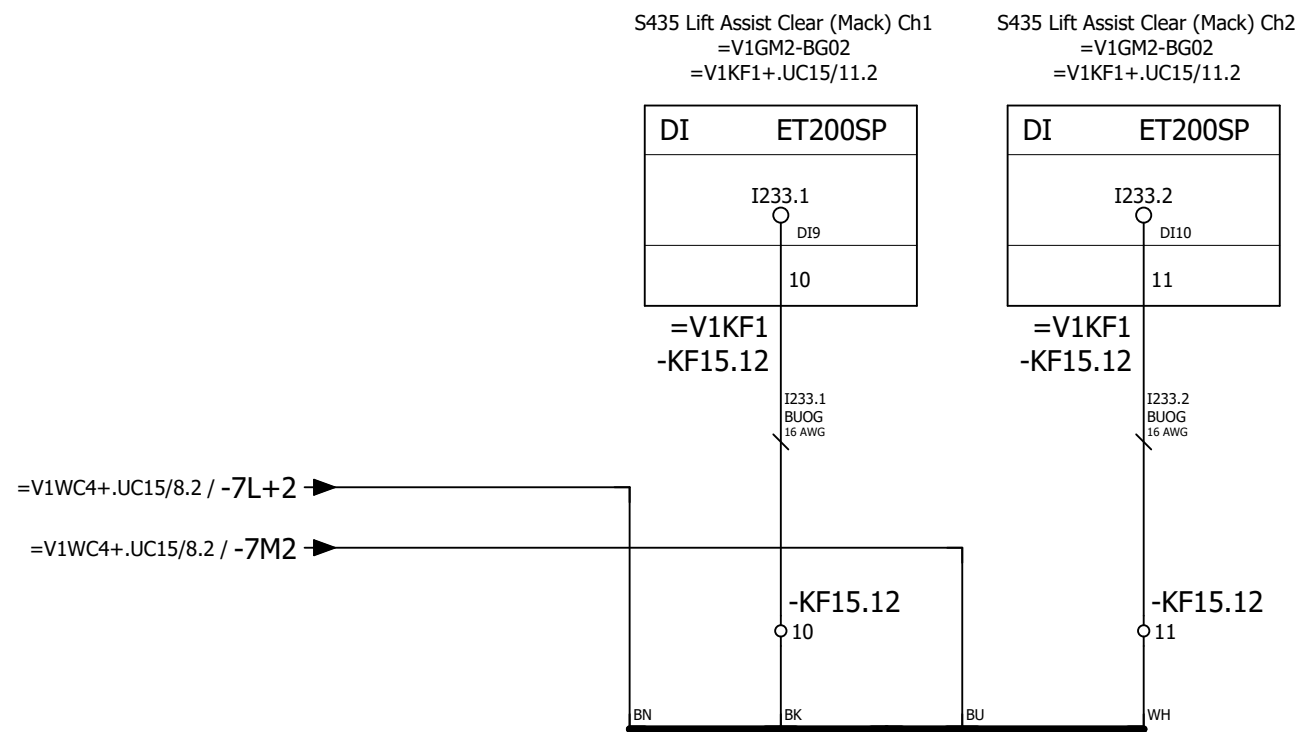
=V1GM2  
-BG01  
S430 Lift Assist  
Clear



=V1GM1BG0+.GM1/1

Date		3/21/2024	Volvo Trucks North America		Valiant TMS	S430 Lift Assist Switch	Drawing name:		= V1GM2BG0
Ed.		MKLEPADLO	P6700 Closure Hang - Cell 2V14				=2V14&EFS_EL		+ V1GM2
Appr			Replacement of		Scale 1:1		Document type:		Page
Modification	Date	Name	Original	Replaced by			EFS	Project nr:	22-16175
									436

=V1KF1+V1UC15



=V1GM2  
-BG02  
S435 Lift Assist  
Clear - Mack Door



Date		3/22/2024		Volvo Trucks North America		Valiant TMS		S435 Lift Assist Switch 1		Drawing name: =2V14&EFS_EL		= V1GM2BG0	
Ed.		MKLEPADLO		P6700 Closure Hang - Cell 2V14						Document type: EFS		Project nr: 22-16175	
Appr				Replacement of		Replaced by		Scale 1:1		Page		2	
Modification		Date		Name		Original				Page		436	

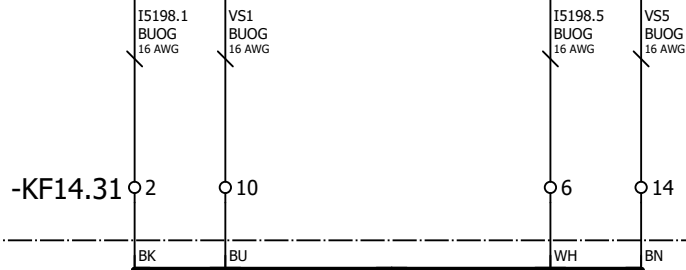



=V1KF1+V1UC14

S450 Lift Assist Clear Ch1  
=V1GM3-BG01  
=V1KF1+.UC14/13.2

S450 Lift Assist Clear Ch2  
=V1GM3-BG01  
=V1KF1+.UC14/13.2

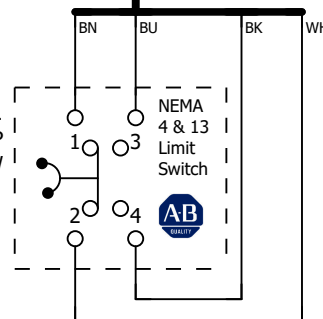
=V1KF1  
-KF14.31



-W1  
4x18 AWG  
87014

-XD1  
4-pin M12  
Field Attachable  
Connector  
B 8141-0/PG9

-BG01  
A-B.802T-AMP  
CW/CCW



=V1GM3  
-BG01  
S450 Lift Assist  
Clear



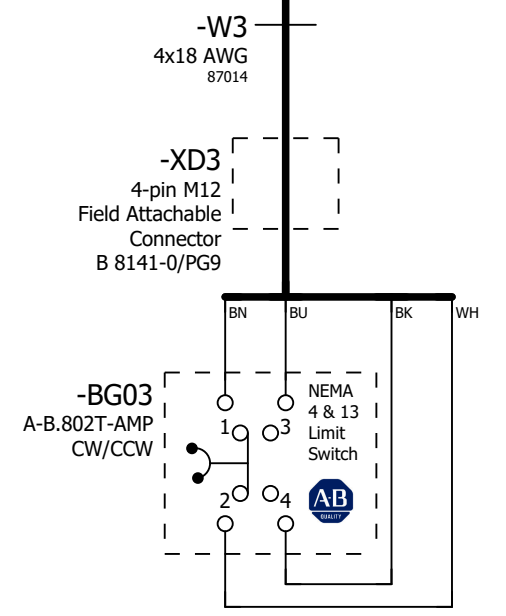
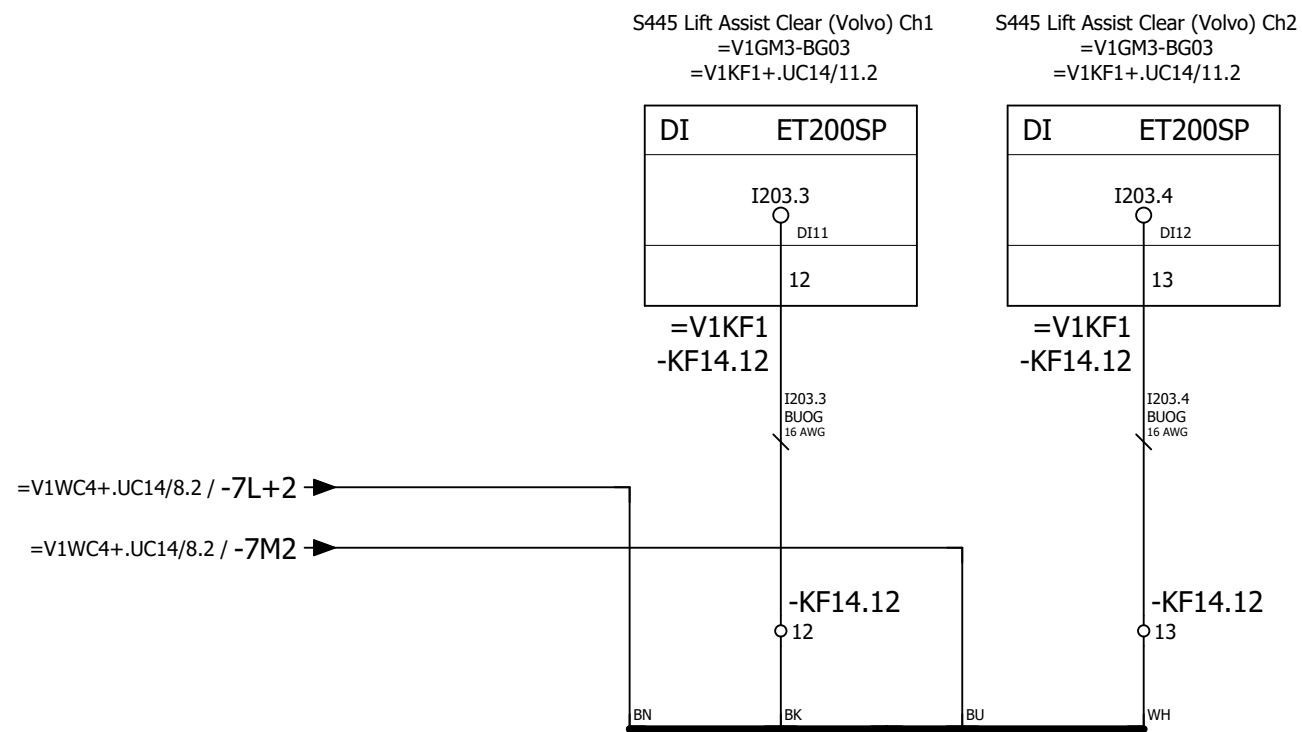
=V1GM2BG0+.GM2/3

Date		3/21/2024	Volvo Trucks North America		Valiant TMS	S450 Lift Assist Switch	Drawing name:		= V1GM3BG0
Ed.		MKLEPADLO	P6700 Closure Hang - Cell 2V14				=2V14&EFS_EL		+ V1GM3
Appr			Replacement of		Scale 1:1		Document type:		Page
Modification	Date	Name	Original	Replaced by			EFS	Project nr:	22-16175
									436





=V1KF1+V1UC14



**=V1GM3  
-BG03  
S445 Lift Assist  
Clear - Volvo Door**



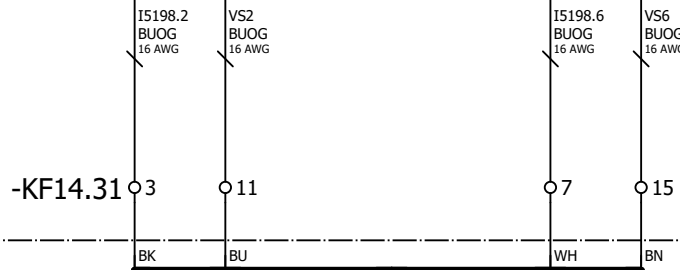

Date		3/22/2024		Volvo Trucks North America		Valiant TMS		S445 Lift Assist Switch 2		Drawing name: =2V14&EFS_EL		= V1GM3BG0	
Ed.		MKLEPADLO		P6700 Closure Hang - Cell 2V14						Document type: EFS		Project nr: 22-16175	
Appr				Replacement of		Replaced by		Scale 1:1				Page 3	
Modification		Date		Name		Original						436	

=V1KF1+V1UC14

S455 Lift Assist Clear Ch1  
=V1GM4-BG01  
=V1KF1+.UC14/13.2

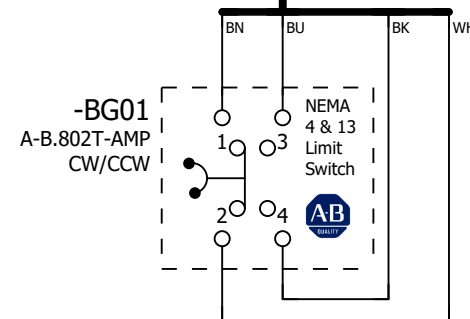
S455 Lift Assist Clear Ch2  
=V1GM4-BG01  
=V1KF1+.UC14/13.2

=V1KF1  
-KF14.31



-W1  
4x18 AWG  
RKC 4.4T-20-RSC 4.4T/S3060  
20 m

-XD1  
4-pin M12  
Field Attachable  
Connector  
B 8141-0/PG9



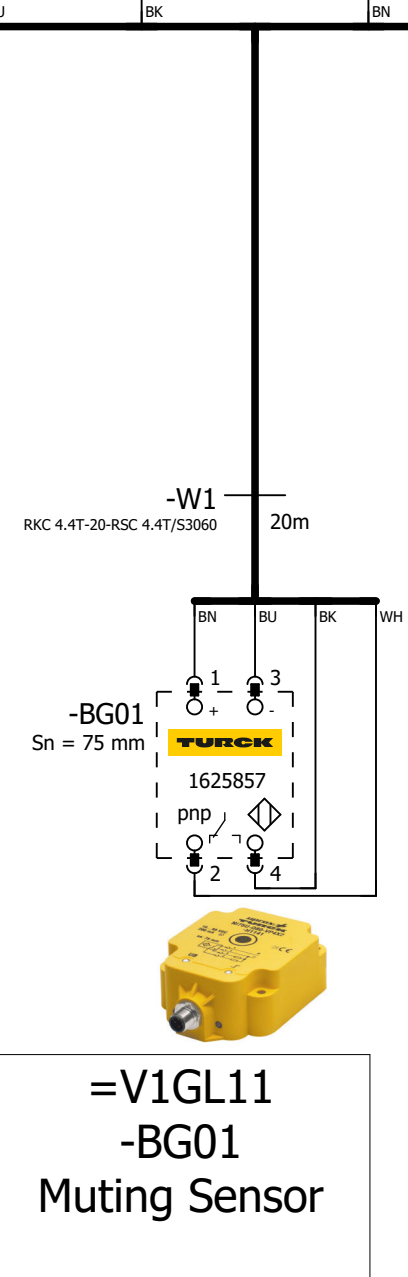
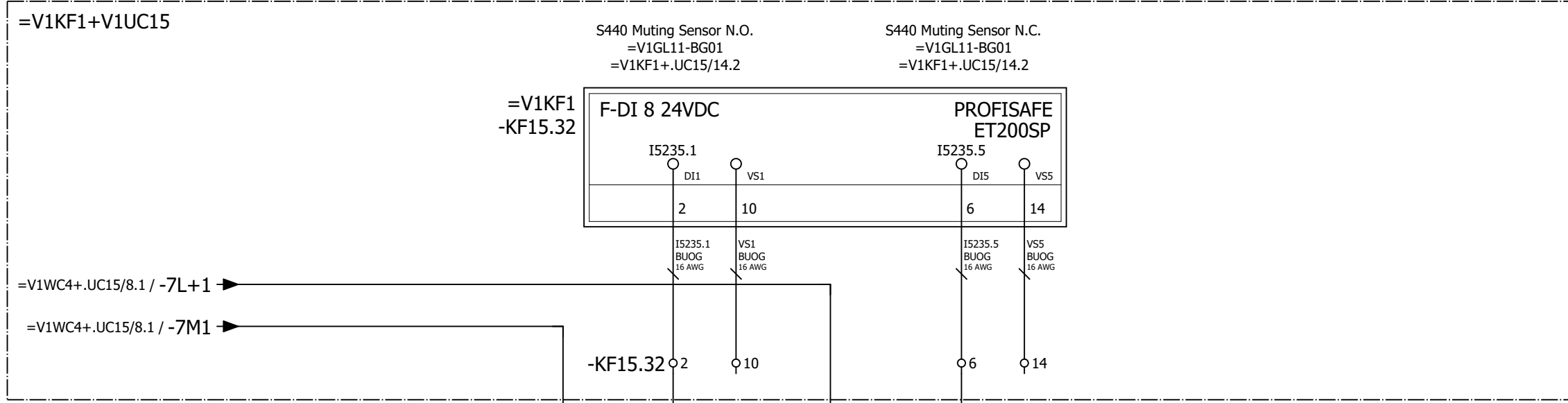
=V1GM4  
-BG01  
S455 Lift Assist  
Clear



=V1GM3BG0+.GM3/3

=V1GL11BG0+.GL11/1

Date		3/20/2024	Volvo Trucks North America		Valiant TMS	S455 Lift Assist Switch	Drawing name:		= V1GM4BG0
Ed.		MKLEPADLO	P6700 Closure Hang - Cell 2V14				=2V14&EFS_EL		+ V1GM4
Appr			Replacement of		Scale 1:1		Document type:		Page
Modification	Date	Name	Original	Replaced by			EFS	Project nr:	22-16175
									436

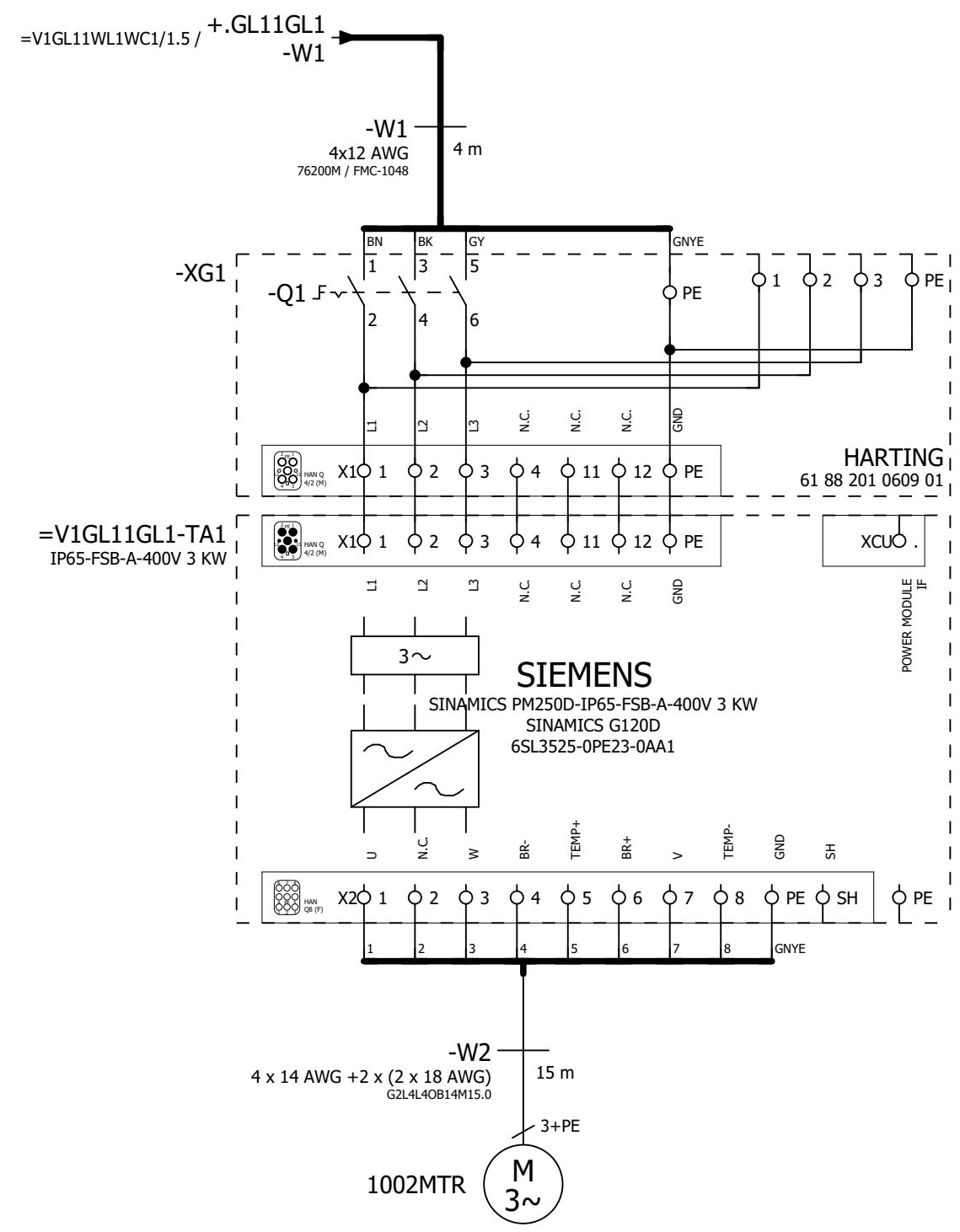


=V1GM4BG0+.GM4/1

=V1GL11GL1KF1+.GL11KF1/1

Date		3/18/2024	Volvo Trucks North America		Valiant TMS	SENSORS	Drawing name:		= V1GL11BG0
Ed.		MKLEPADLO	P6700 Closure Hang - Cell 2V14				=2V14&EFS_EL		+ V1GL11
Appr.			Replacement of		Scale 1:1		Document type:	Project nr:	Page
Modification	Date	Name	Original	Replaced by			EFS	22-16175	1



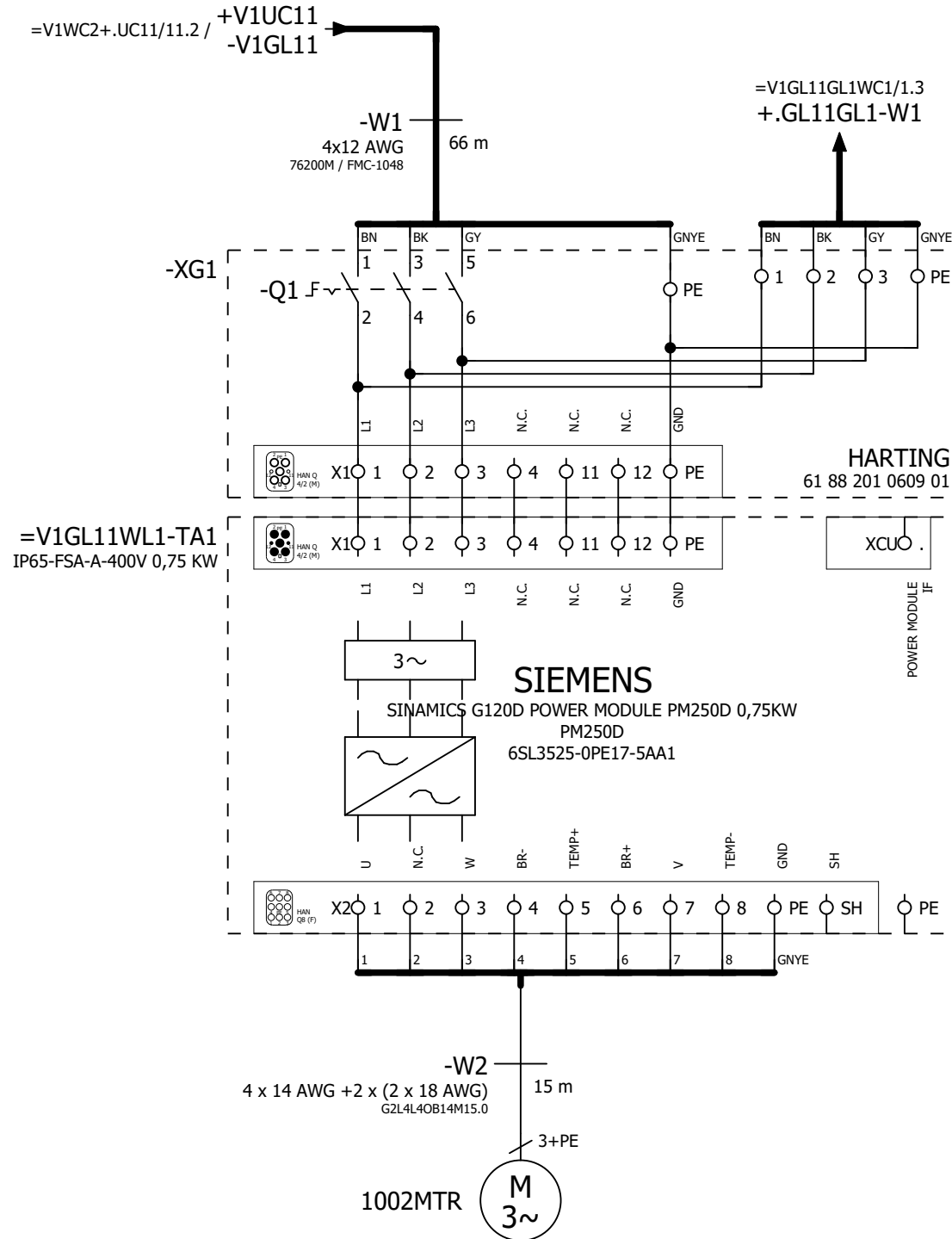


=V1GL11GL1KF1+.GL11KF1/1

=V1GL11WL1KF1+.GL11KF1/1

Date		3/18/2024	Volvo Trucks North America		Valiant TMS	Incoming power	Drawing name:		= V1GL11GL1WC1
Ed.		MKLEPADLO	P6700 Closure Hang - Cell 2V14				=2V14&EFS_EL		+ V1GL11UC01
Appr			Replacement of		Scale 1:1		Document type:		EFS
Original			Replaced by				Project nr:		22-16175
Modification	Date	Name	Original				Page		1
									436



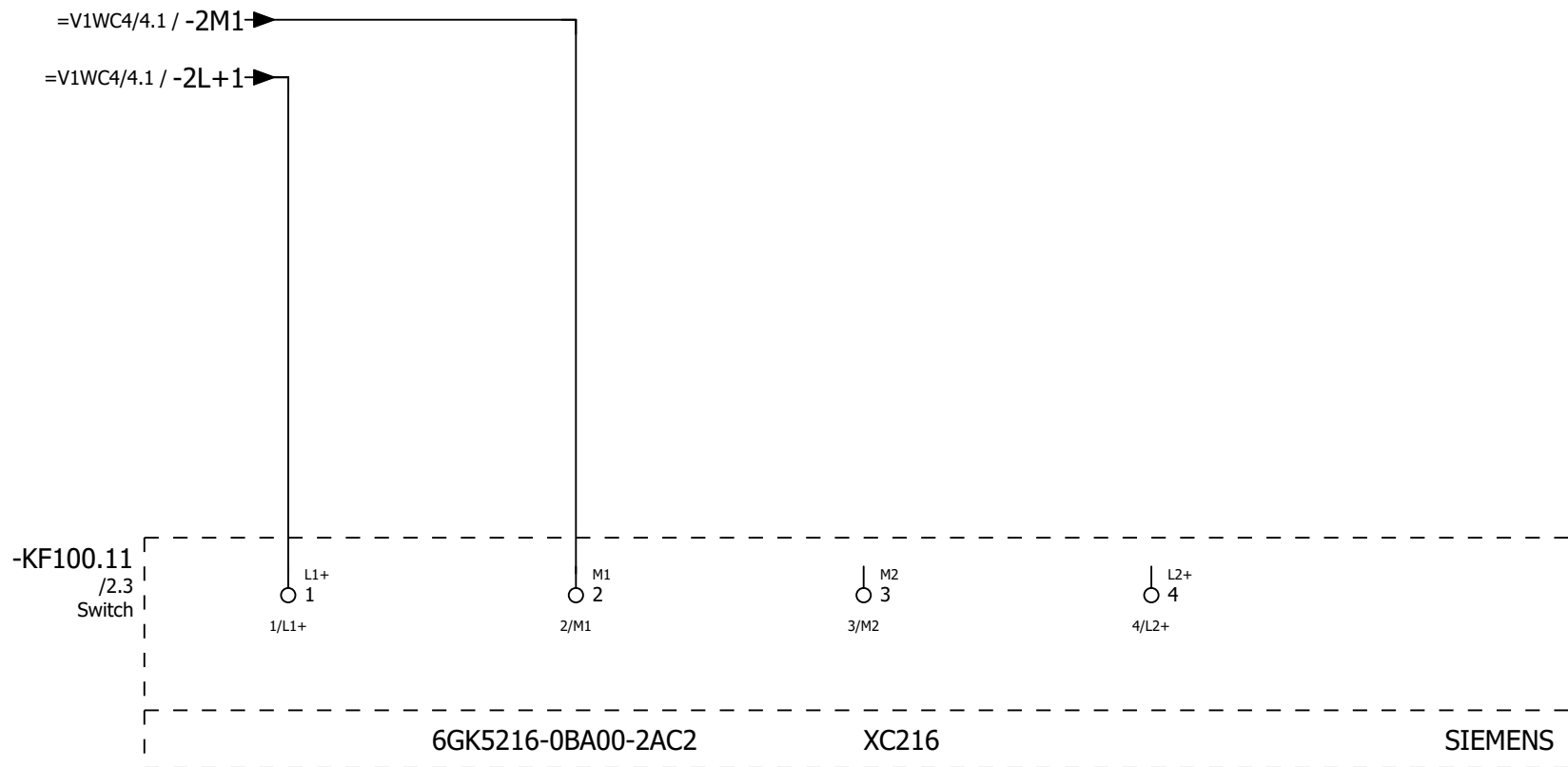


=V1GL11WL1KF1+.GL11KF1/1

=V1KF1+.UC11/1

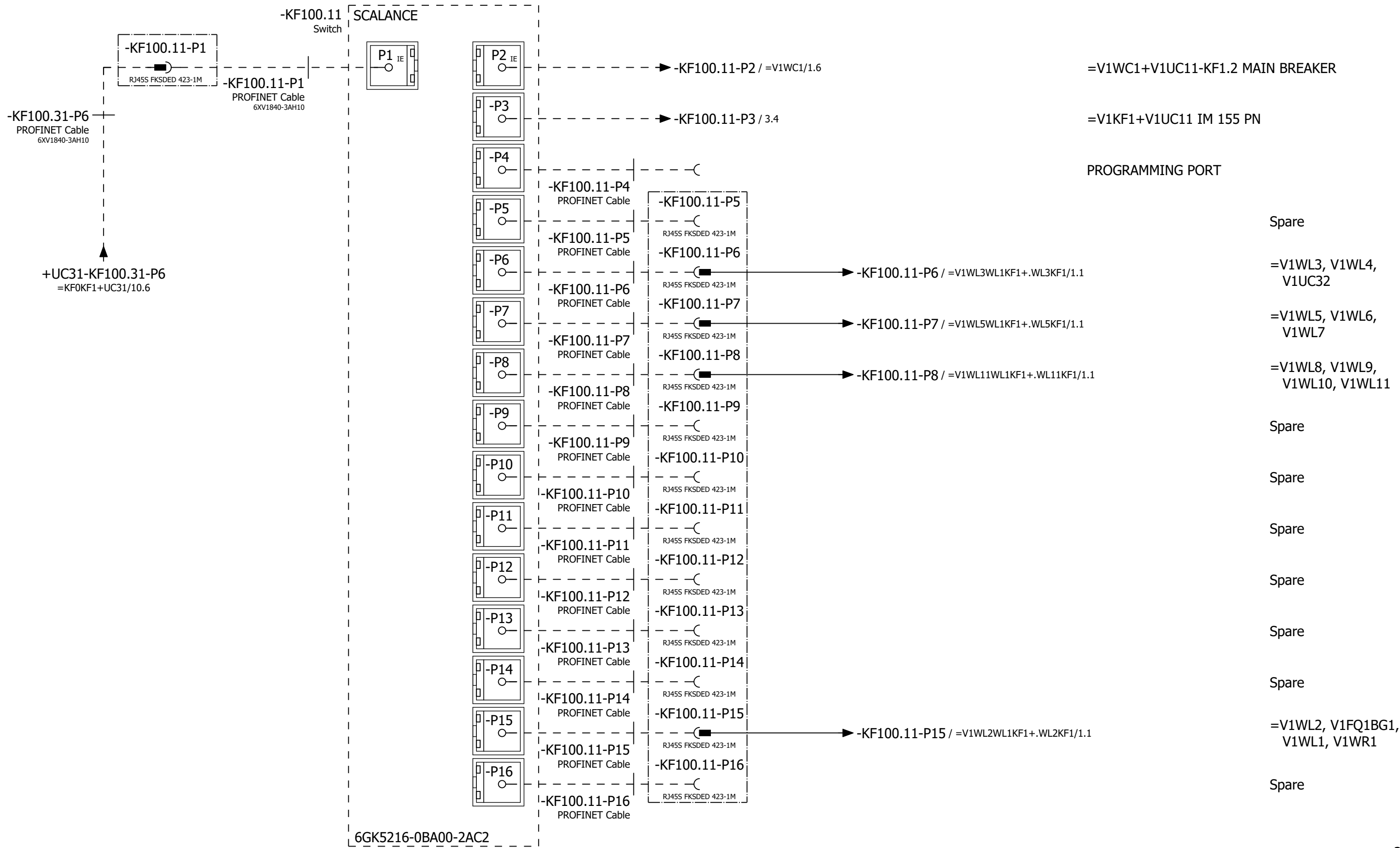
Date		3/18/2024	Volvo Trucks North America		Valiant TMS	Incoming power	Drawing name:		= V1GL11WL1WC1
Ed.		MKLEPADLO	P6700 Closure Hang - Cell 2V14				=2V14&EFS_EL		+ V1GL11UC01
Appr.			Replacement of		Scale 1:1		Document type:	Project nr:	Page
Modification	Date	Name	Original	Replaced by			EFS	22-16175	1

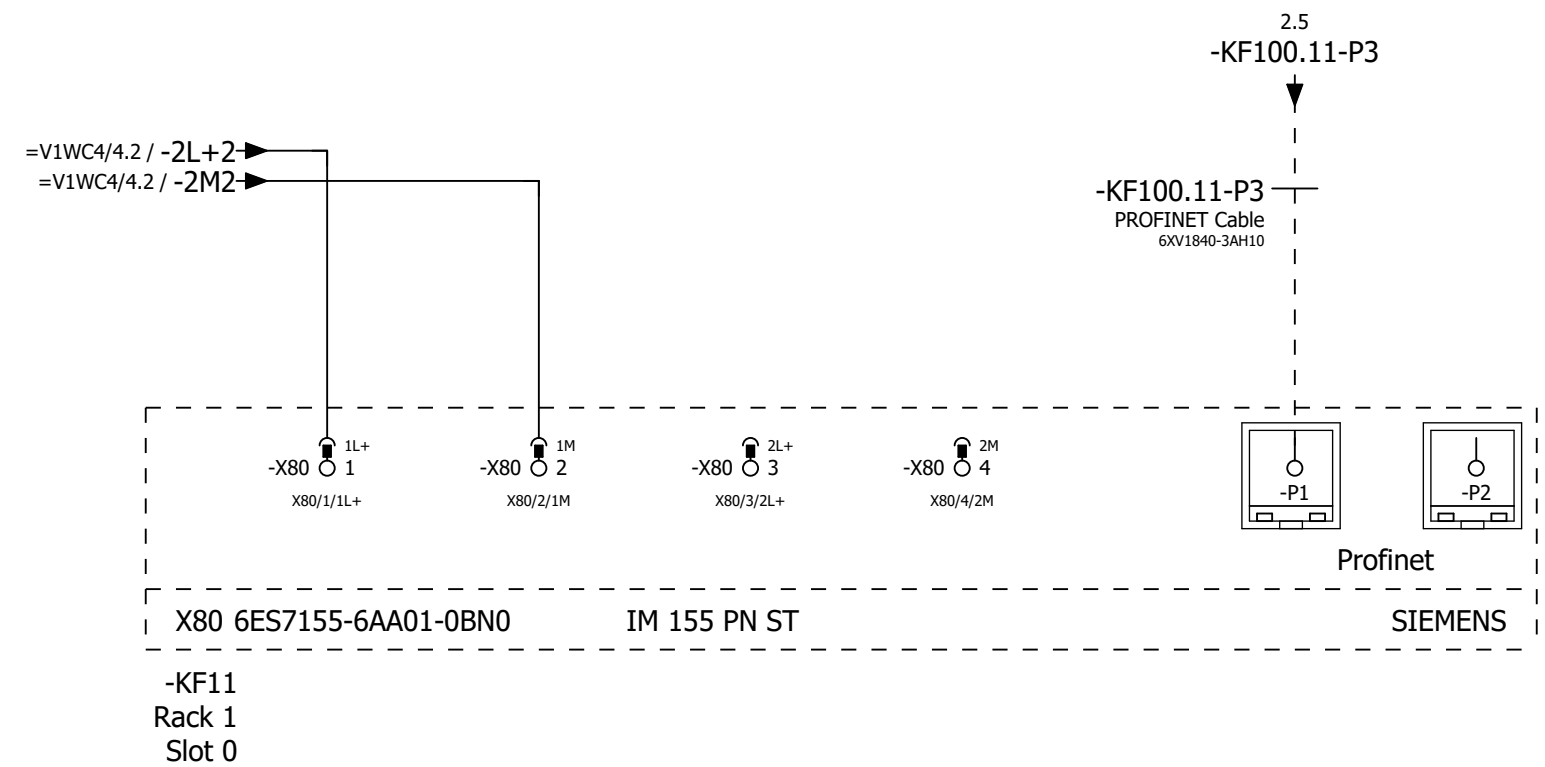






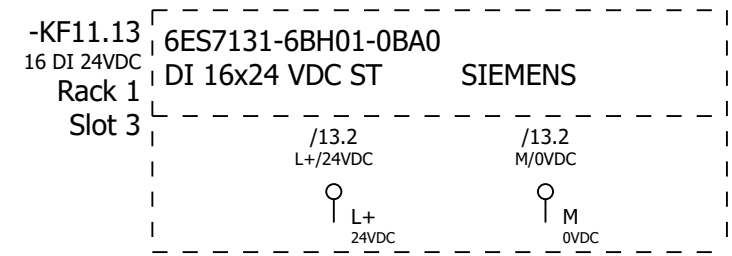
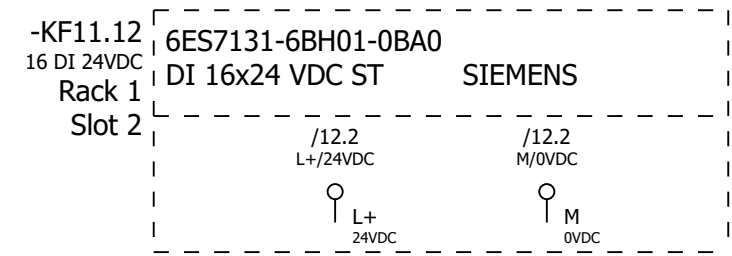
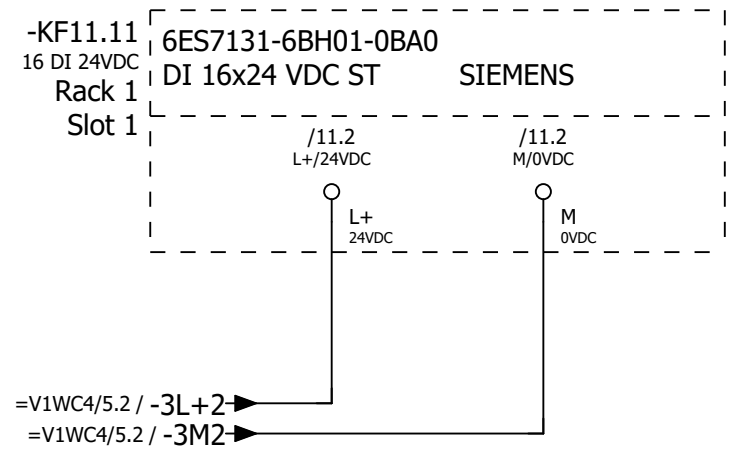
=V1GL11WL1WC1+.GL11UC01/1

		Date	3/18/2024	Volvo Trucks North America	Valiant TMS	Switch, Scalance X216	Drawing name:		= V1KF1	Page	1
		Ed.	MKLEPADLO	P6700 Closure Hang - Cell 2V14			=2V14&EFS_EL		+ V1UC11		
Modification	Date	Name	Original	Replacement of	Replaced by	Scale 1:1	Document type:	Project nr:	Page		1
							EFS	22-16175	Page		436

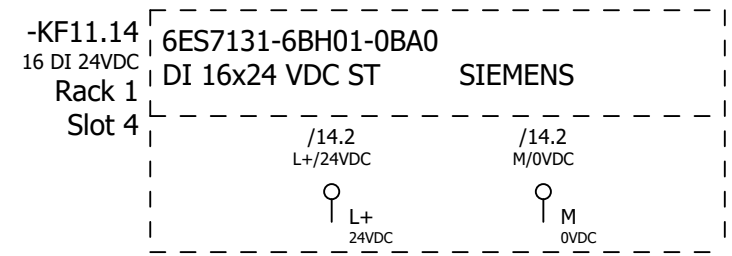




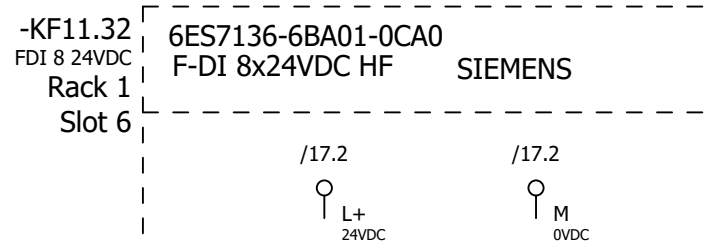
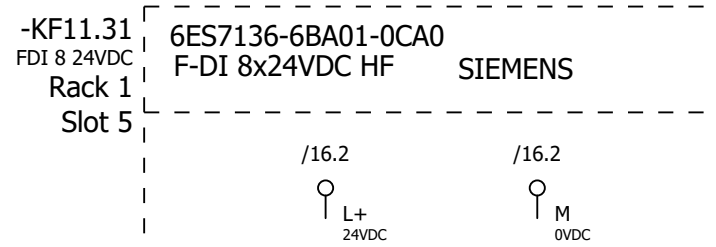
		Date	3/18/2024	Volvo Trucks North America		Valiant TMS	IM 155 PN	Drawing name:	= V1KF1	
		Ed.	MKLEPADLO	P6700 Closure Hang - Cell 2V14		Scale 1:1			=2V14&EFS_EL	+ V1UC11
Modification	Date	Name	Original	Replacement of	Replaced by			Document type:	Project nr:	Page
								EFS	22-16175	3
										436



			Date	3/18/2024	Volvo Trucks North America	Valiant TMS	ET200S Wiring DI	Drawing name:		= V1KF1
			Ed.	MKLEPADLO				=2V14&EFS_EL		+ V1UC11
			Appr.		P6700 Closure Hang - Cell 2V14	Scale 1:1		Document type:	Project nr:	Page
Modification	Date	Name	Original		Replacement of			Replaced by	EFS	22-16175
										436

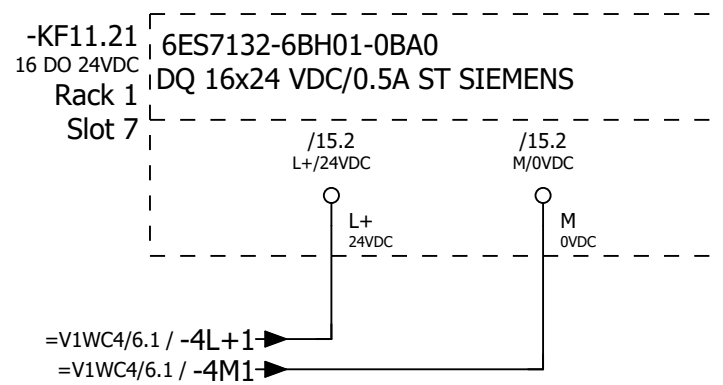


		Date	3/18/2024	Volvo Trucks North America	Valiant TMS	ET200S Wiring DI	Drawing name:		= V1KF1
		Ed.	MKLEPADLO				=2V14&EFS_EL		+ V1UC11
		Appr		P6700 Closure Hang - Cell 2V14	Scale 1:1		Document type:	Project nr:	Page
Modification	Date	Name	Original	Replacement of			Replaced by	EFS	22-16175
									436

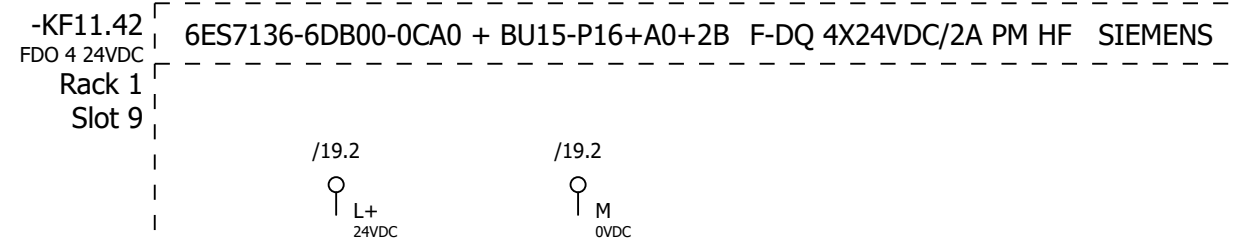
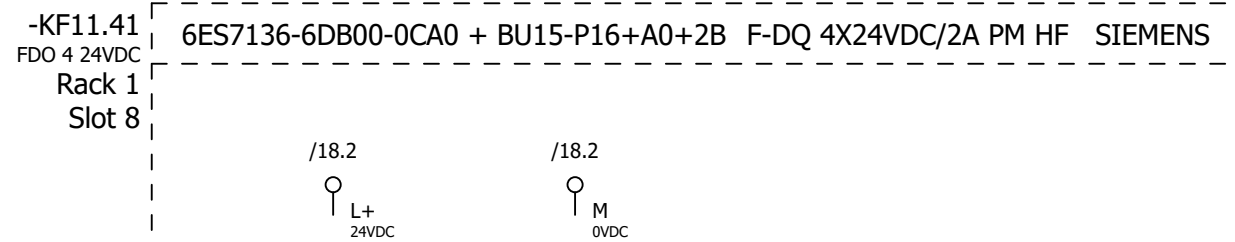


Date	3/18/2024	Volvo Trucks North America	Valiant TMS	ET200S Wiring F-DI	Drawing name:	= V1KF1		
Ed.	MKLEPADLO	P6700 Closure Hang - Cell 2V14	Scale 1:1		=2V14&EFS_EL	+ V1UC11		
Appr					Document type:	Project nr:	Page	6
Modification	Date	Name	Original	Replacement of	Replaced by	EFS	22-16175	436



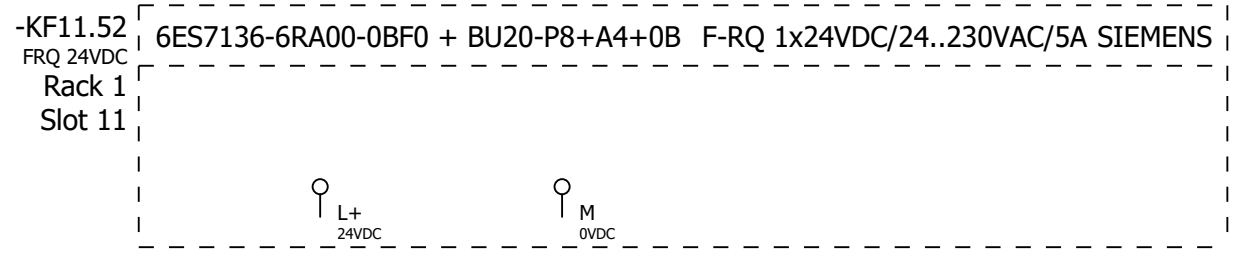
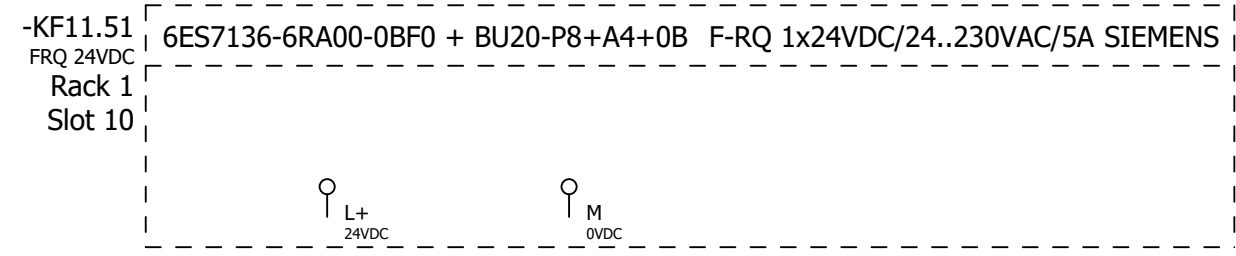
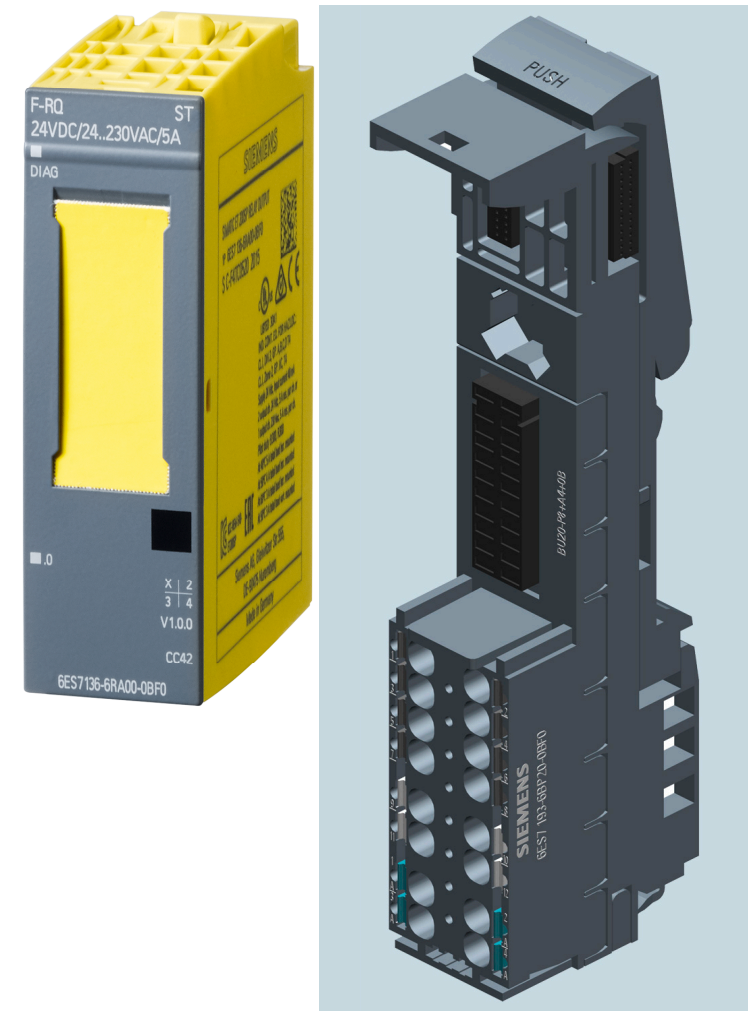
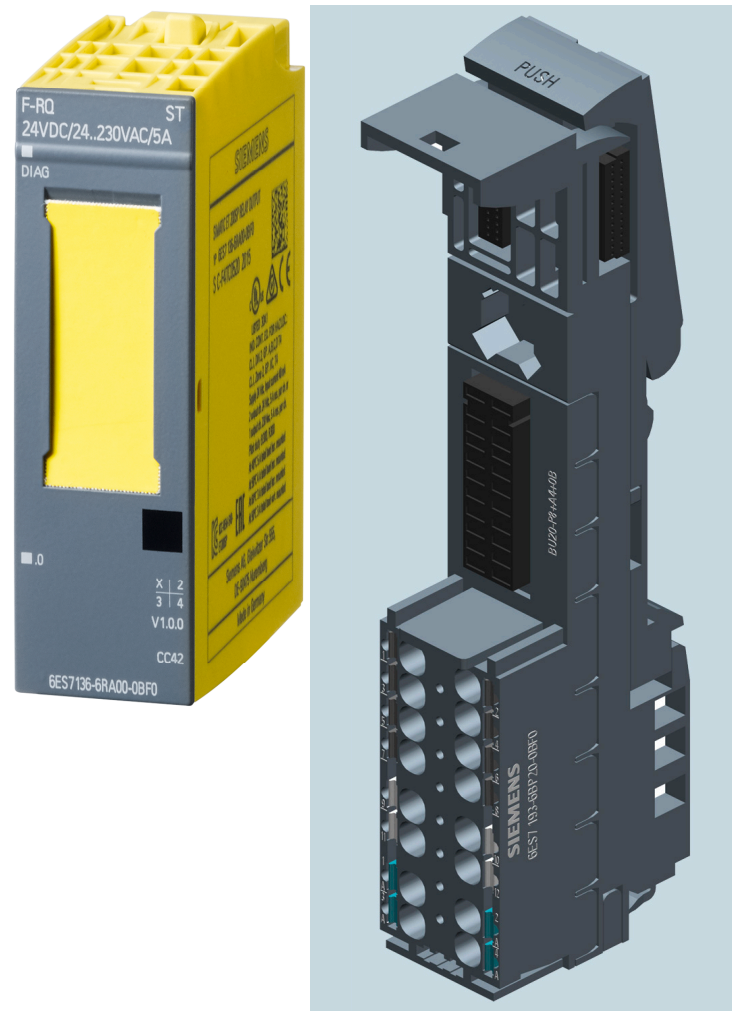


			Date	2/23/2024	Volvo Trucks North America	Valiant TMS	ET200S Wiring DQ	Drawing name:		= V1KF1	
			Ed.	MKLEPADLO				=2V14&EFS_EL		+ V1UC11	
			Appr					Document type:	EFS	Project nr:	22-16175
Modification	Date	Name	Original		Replacement of	Replaced by	Scale 1:1			436	

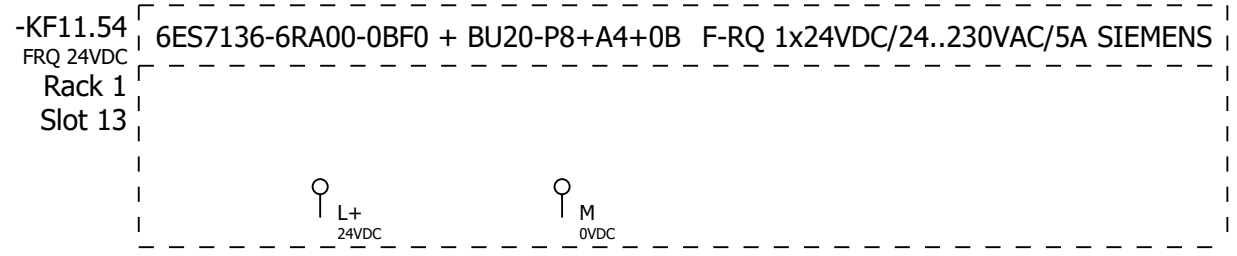
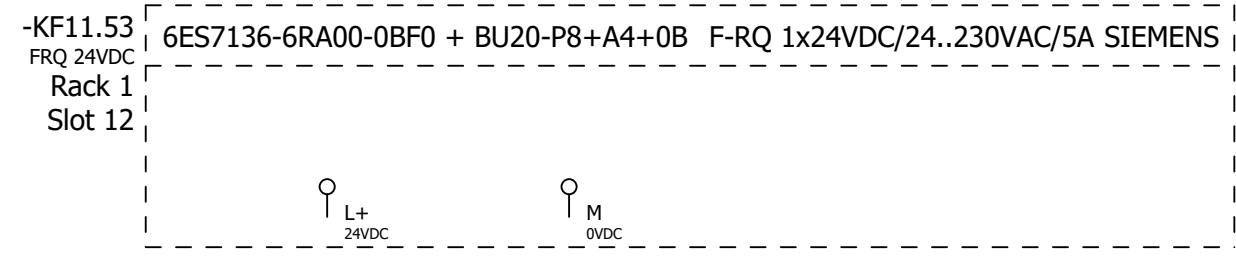
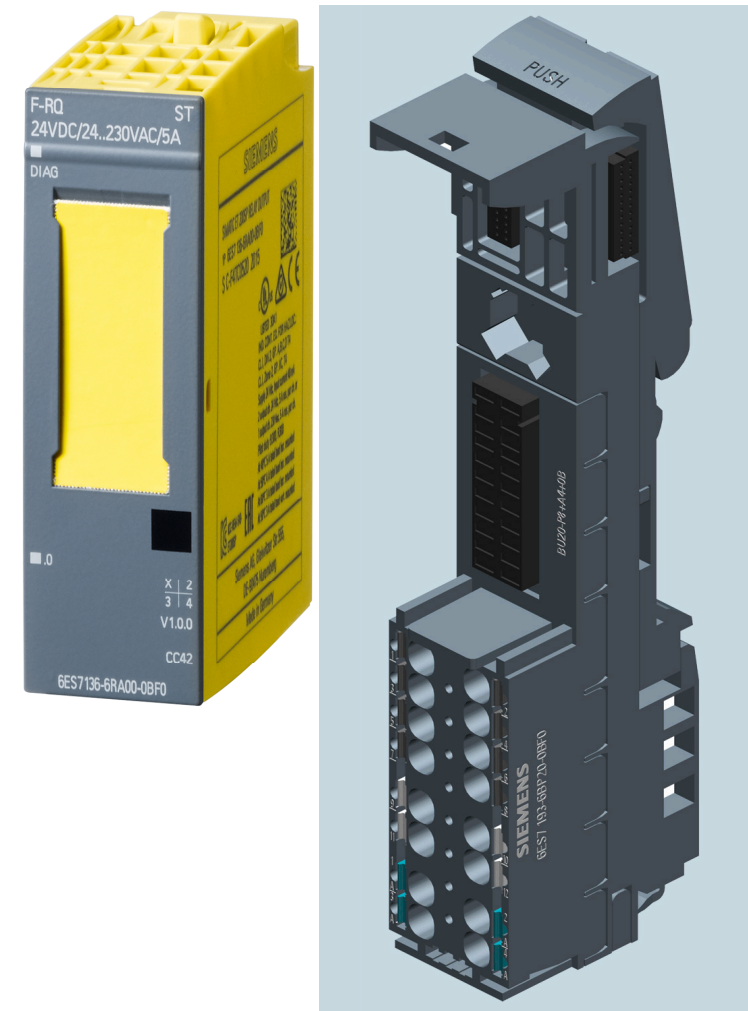
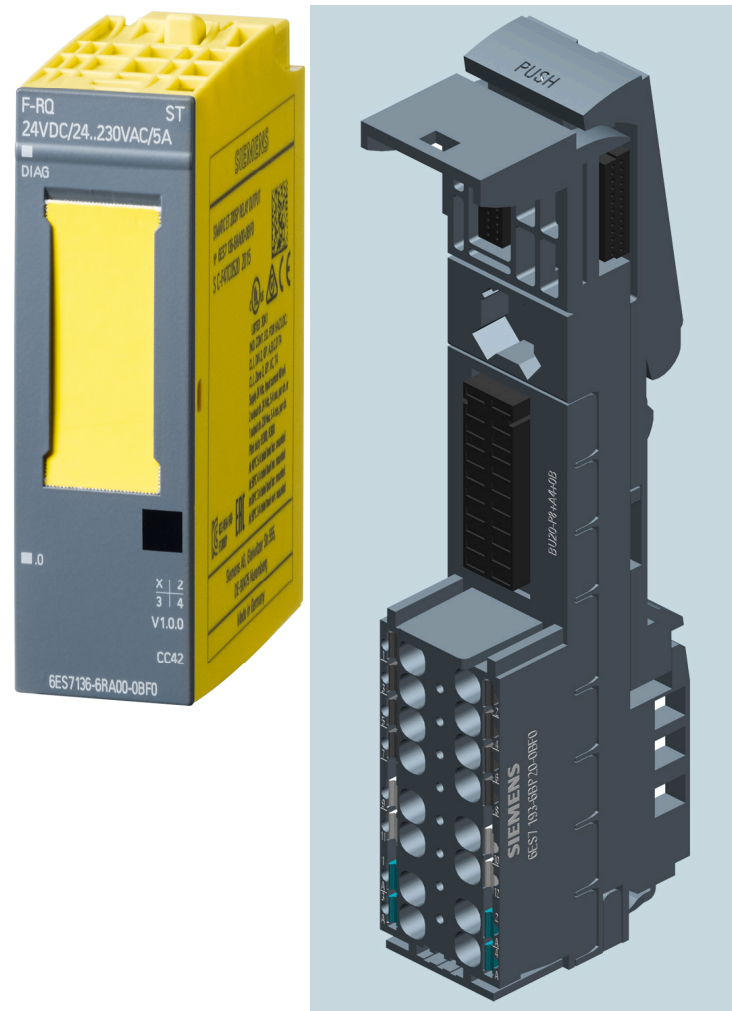


Date	3/18/2024	Volvo Trucks North America	Valiant TMS	ET200S Wiring F-DQ	Drawing name:	= V1KF1
Ed.	MKLEPADLO	P6700 Closure Hang - Cell 2V14			Document type:	=2V14&EFS_EL
Appr.		Replacement of	Replaced by	Scale 1:1	Project nr:	Page 8
Modification	Date	Name	Original		EFS	22-16175
						436





Date		3/18/2024		Volvo Trucks North America		Valiant TMS		ET200S Wiring F-RQ		Drawing name:		= V1KF1	
Ed.		MKLEPADLO		P6700 Closure Hang - Cell 2V14		Scale 1:1				Document type:		+ V1UC11	
Appr				Replacement of		Replaced by				Project nr:		Page	
Original										EFS		9	
Modification		Date		Name						22-16175		436	

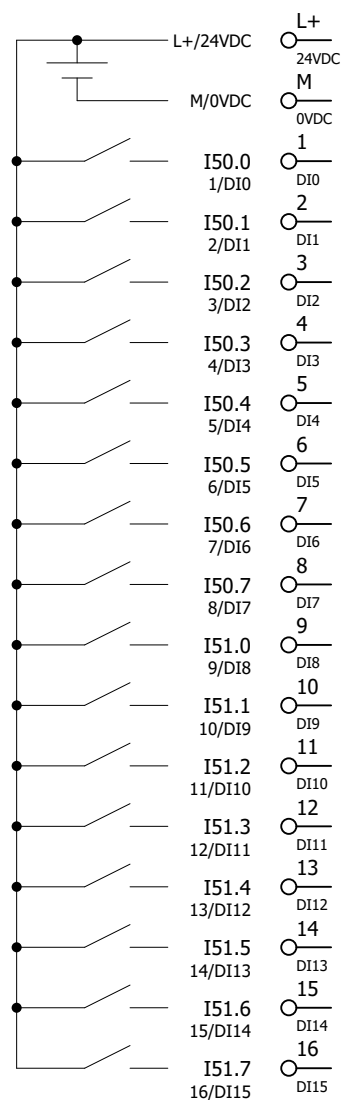


Date	3/18/2024	Volvo Trucks North America		Valiant TMS	ET200S Wiring F-RQ	Drawing name:	= V1KF1
Ed.	MKLEPADLO	P6700 Closure Hang - Cell 2V14		Scale 1:1		Document type:	=2V14&EFS_EL
Modification	Date	Name	Original	Replacement of	Replaced by	Project nr:	Page
						22-16175	10
						EFS	436

-KF11.11  
/4.0

ET 200SP  
DI 16x24 VDC ST

SIEMENS



/4.1

/4.2

=V1WC2/41.2

=V1WC2/41.3

=V1WC4/1.4

=V1WC4/11.4

=V1WC4/1.0

=V1WC4/11.0

=V1WC2/41.7

=V1WC2/41.8

=V1WC2/41.2

=V1WC2/41.3

=V1WC2/41.4

=V1WC2/41.4

=V1WC2/41.5

=V1WC2/41.6

=V1WC2/41.7

=V1WC2/41.8

I50.0

=V1UC11-FC1

=V1WC4+V1UC11-TA1\_I

=V1WC4+V1UC11-TA2\_I

=V1WC4+V1UC11-FC11\_I

=V1WC4+V1UC11-FC12\_I

I50.6

I50.7

I51.0

I51.1

I51.2

I51.3

I51.4

I51.5

I51.6

I51.7

Spare

Monitoring 480 VAC

Monitoring 24VDC

Monitoring 24VDC

Monitoring 24VDC

Monitoring 24VDC

Spare

Spare

Spare

Spare

Spare

Spare

Spare

Spare

Spare

Spare

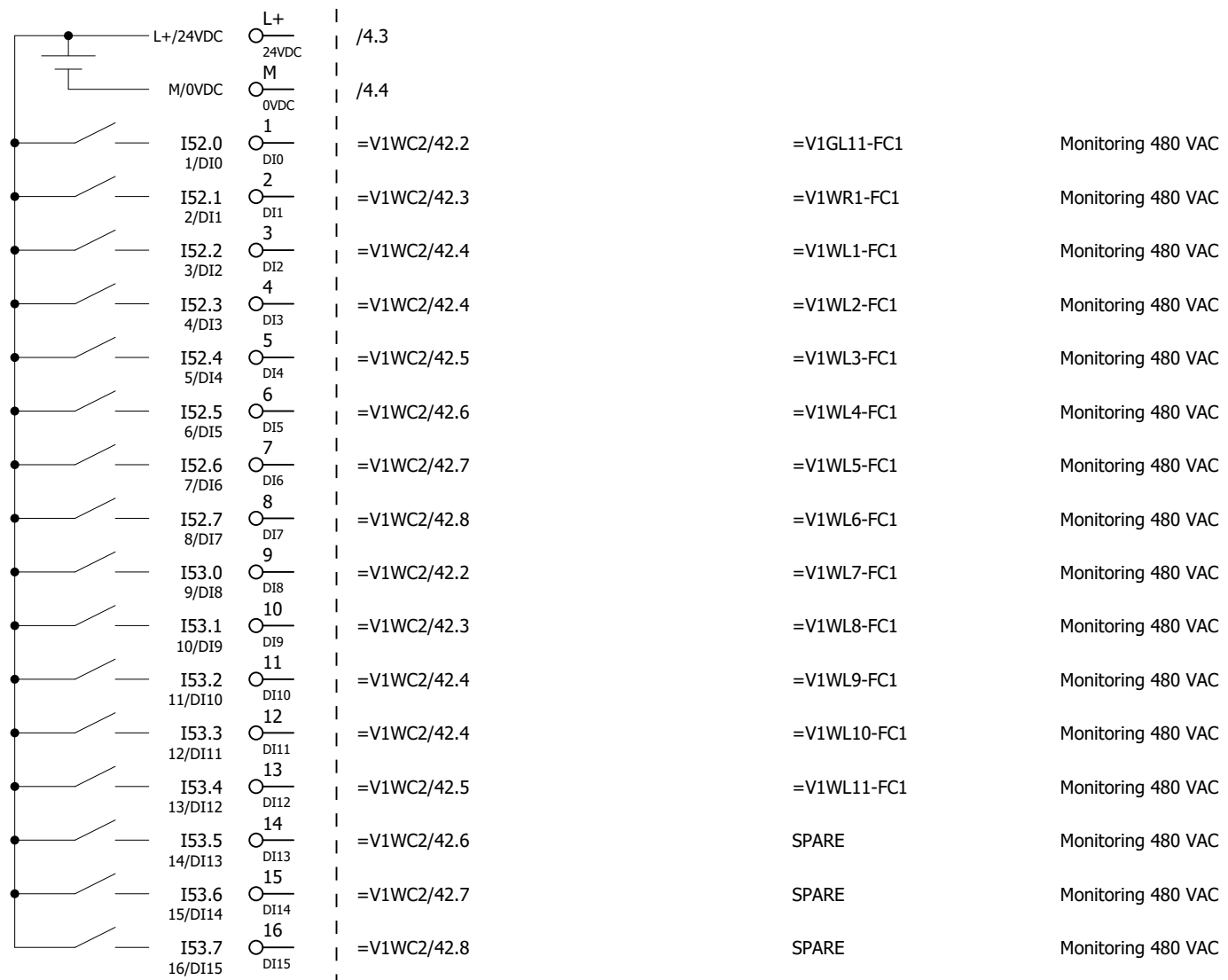
6ES7131-6BH01-0BA0

Date		2/23/2024		Volvo Trucks North America		Valiant TMS		ET200S DI Overview KF11.11		Drawing name:		= V1KF1	
Ed.		MKLEPADLO		P6700 Closure Hang - Cell 2V14						=2V14&EFS_EL		+ V1UC11	
Appr				Replacement of		Replaced by		Scale 1:1		Document type:		Project nr:	
Modification		Date		Name		Original				EFS		22-16175	
											Page	11	
												436	

-KF11.12  
/4.3

ET 200SP  
DI 16x24 VDC ST

SIEMENS



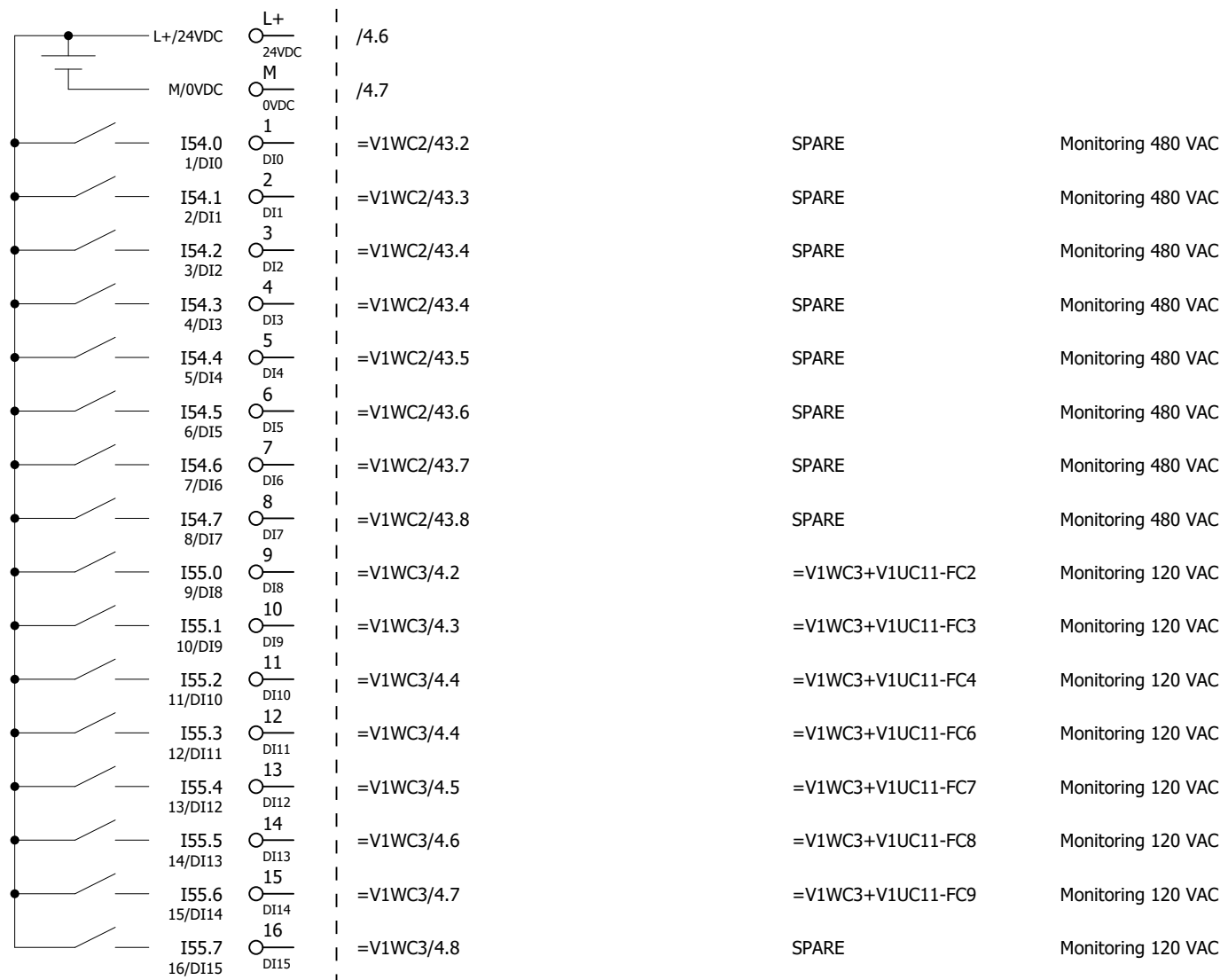
6ES7131-6BH01-0BA0

Date		2/23/2024		Volvo Trucks North America		Valiant TMS		ET200S DI Overview KF11.12		Drawing name: =V1KF1		= 2V14&EFS_EL		= V1UC11	
Ed.		MKLEPADLO		P6700 Closure Hang - Cell 2V14		Scale 1:1				Document type: EFS		Project nr: 22-16175		Page 12	
Modification		Date		Name		Original		Replacement of		Replaced by				436	

-KF11.13  
/4.5

ET 200SP  
DI 16x24 VDC ST

SIEMENS

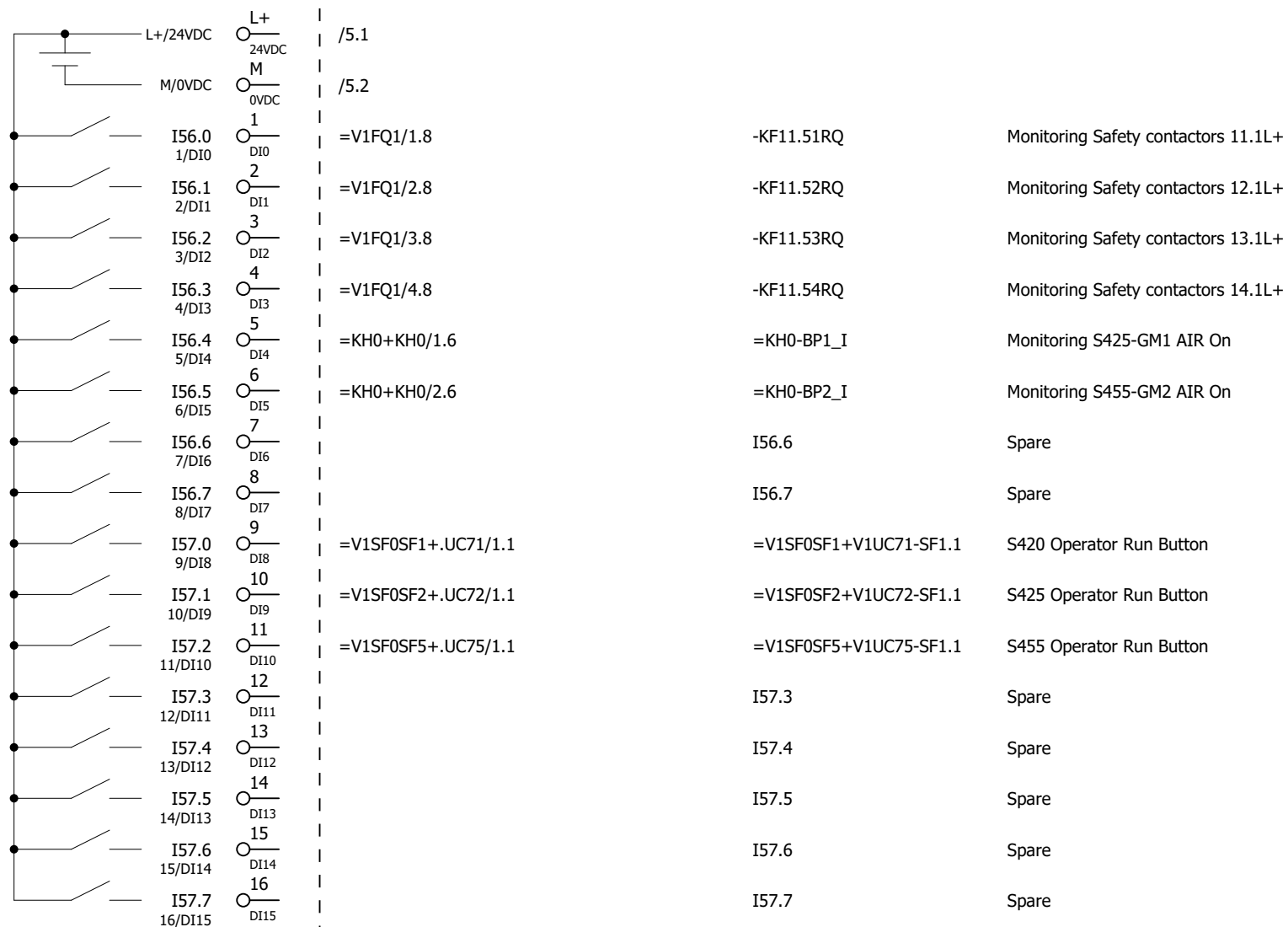


6ES7131-6BH01-0BA0

-KF11.14  
/5.0

ET 200SP  
DI 16x24 VDC ST

SIEMENS



6ES7131-6BH01-0BA0



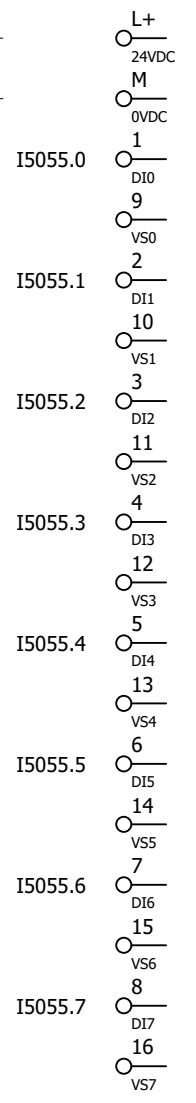
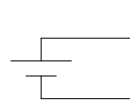




-KF11.32  
/6.3

ET 200SP  
F-DI 8x24VDC HF

SIEMENS



	L+	/6.3		
	M	/6.4		
I5055.0	1 DI0	=V1FQ1+.FQ1/5.0	=V1WL4FQ1-QB1.1	S420 Safety Mat 1
	9 VS0	=V1FQ1+.FQ1/5.1		
I5055.1	2 DI1	=V1FQ1+.FQ1/5.3	=V1WL4FQ1-QB2.1	S420 Safety Mat 2
	10 VS1	=V1FQ1+.FQ1/5.3		
I5055.2	3 DI2	=V1FQ1+.FQ1/5.5	=V1WL4FQ1-QB3.1	S420 Safety Mat 3
	11 VS2	=V1FQ1+.FQ1/5.6		
I5055.3	4 DI3	=V1FQ1+.FQ1/5.8	=V1WL4FQ1-QB4.1	S420 Safety Mat 4
	12 VS3	=V1FQ1+.FQ1/5.8		
I5055.4	5 DI4	=V1FQ1+.FQ1/5.1	=V1WL4FQ1-QB1.2	S420 Safety Mat 1
	13 VS4	=V1FQ1+.FQ1/5.2		
I5055.5	6 DI5	=V1FQ1+.FQ1/5.4	=V1WL4FQ1-QB2.2	S420 Safety Mat 2
	14 VS5	=V1FQ1+.FQ1/5.4		
I5055.6	7 DI6	=V1FQ1+.FQ1/5.6	=V1WL4FQ1-QB3.2	S420 Safety Mat 3
	15 VS6	=V1FQ1+.FQ1/5.7		
I5055.7	8 DI7	=V1FQ1+.FQ1/5.9	=V1WL4FQ1-QB4.2	S420 Safety Mat 4
	16 VS7	=V1FQ1+.FQ1/5.9		

6ES7136-6BA01-OCA0

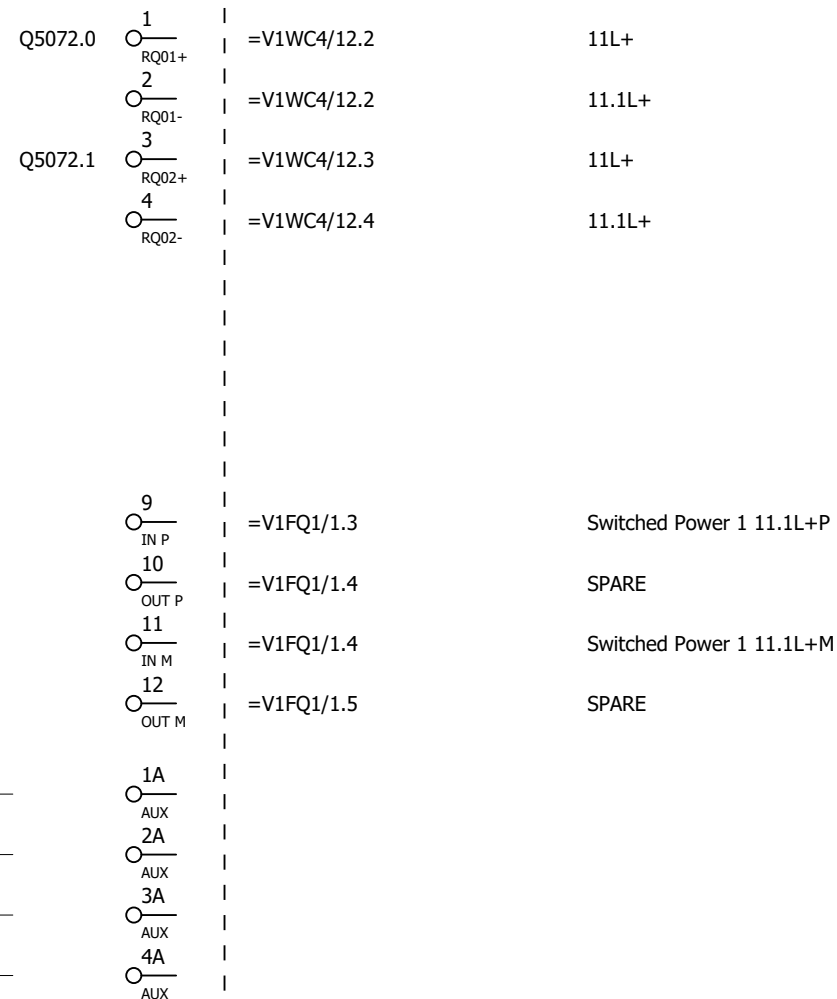




-KF11.51  
/9.0

ET 200SP  
F-RQ 1x24VDC/24..230VAC/5A

SIEMENS



6ES7136-6RA00-0BF0 + BU20-P8+A4+0B

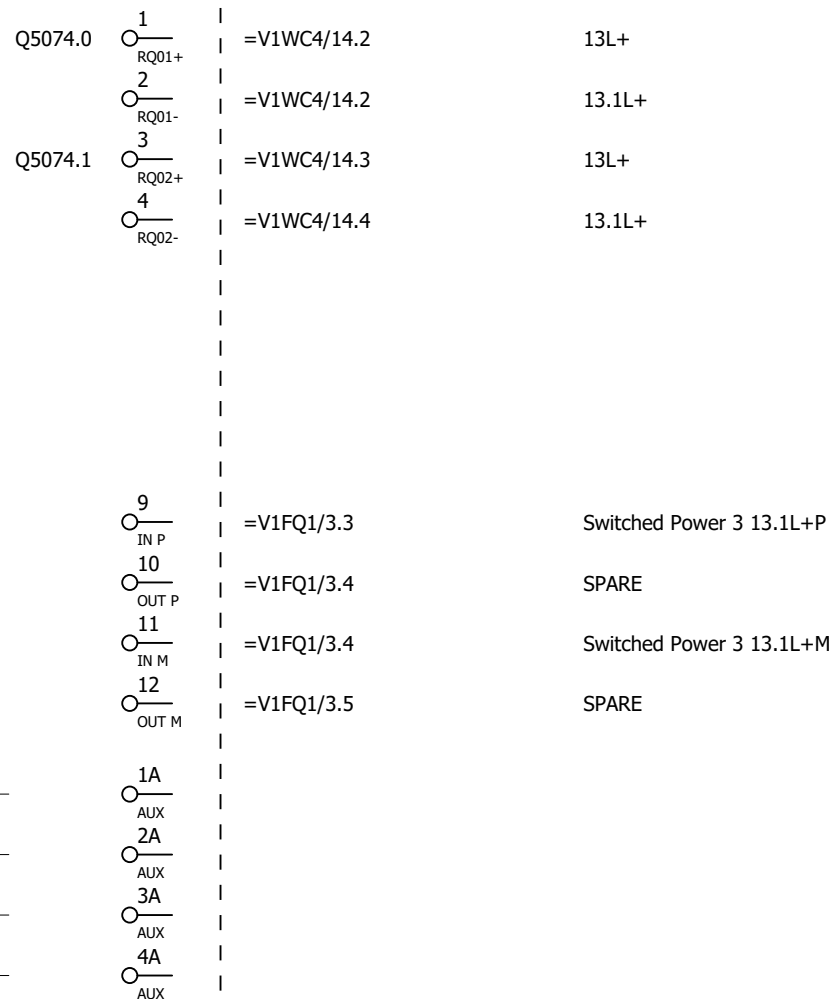
		Date	2/23/2024	Volvo Trucks North America	Valiant TMS	ET200S F-RQ Overview KF11.51	Drawing name:		= V1KF1
		Ed.	MKLEPADLO				=2V14&EFS_EL		+ V1UC11
		Appr		P6700 Closure Hang - Cell 2V14	Scale 1:1		Document type:	Project nr:	Page
Modification	Date	Name	Original	Replacement of			Replaced by	EFS	22-16175
									436



-KF11.53  
/10.0

ET 200SP  
F-RQ 1x24VDC/24..230VAC/5A

SIEMENS

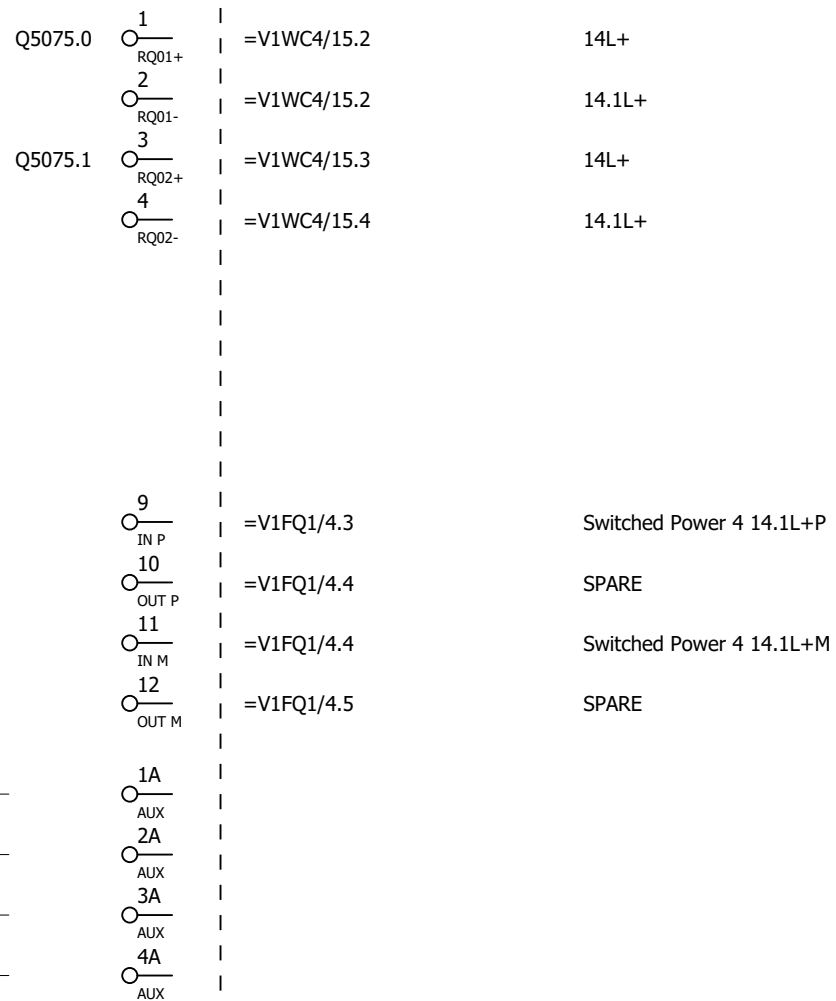


6ES7136-6RA00-0BF0 + BU20-P8+A4+0B

Modification	Date	Name	Original	Replacement of	Replaced by	Scale 1:1	Document type: EFS	Drawing name: =2V14&EFS_EL	Project nr: 22-16175	Page 22	436
								= V1KF1 + V1UC11			
				Volvo Trucks North America		Valiant TMS	ET200S F-RQ Overview KF11.53				
				P6700 Closure Hang - Cell 2V14							

-KF11.54  
/10.5

ET 200SP SIEMENS  
F-RQ 1x24VDC/24..230VAC/5A



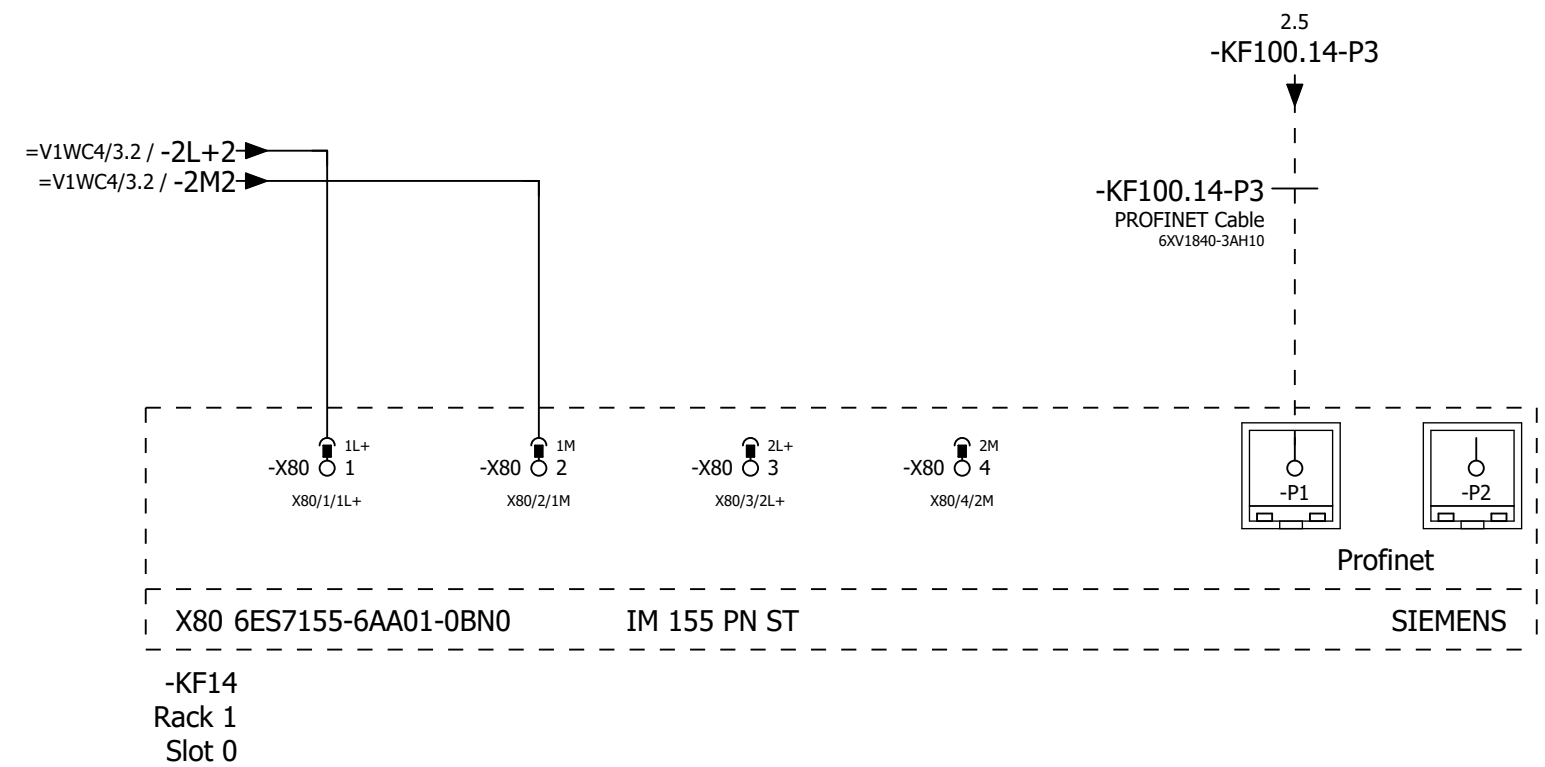

6ES7136-6RA00-0BF0 + BU20-P8+A4+0B

Date		2/23/2024		Volvo Trucks North America		Valiant TMS		ET200S F-RQ Overview KF11.54		Drawing name: =2V14&EFS_EL		= V1KF1 + V1UC11	
Ed.		MKLEPADLO		P6700 Closure Hang - Cell 2V14		Scale 1:1				Document type: EFS		Project nr: 22-16175	
Appr				Replacement of		Replaced by				Page		23	
Modification		Date		Name		Original				Page		436	

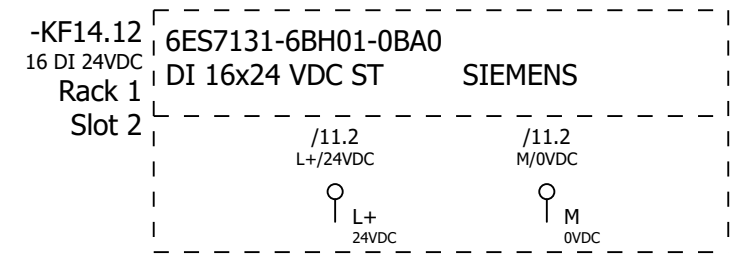
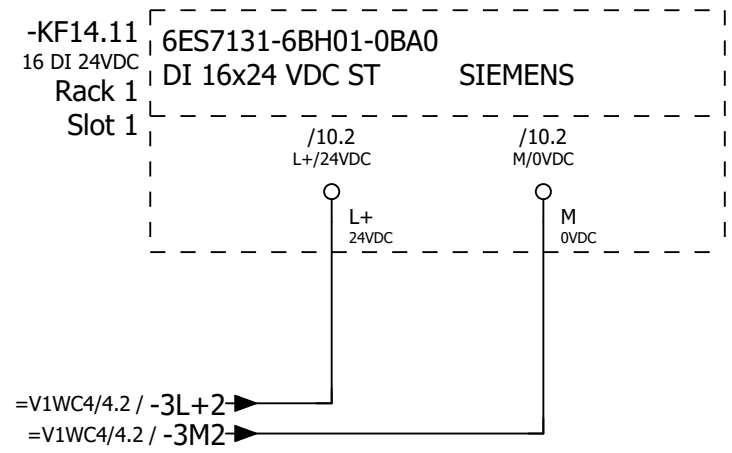




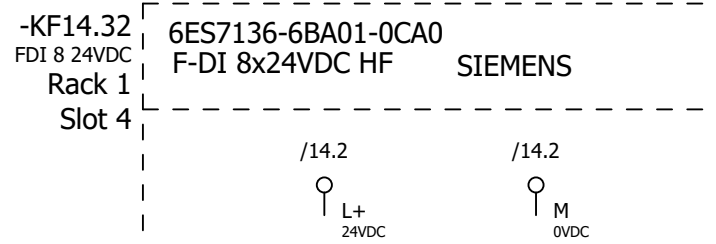
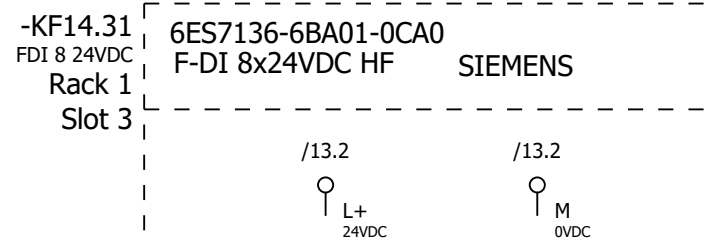




Date		3/18/2024		Volvo Trucks North America		Valiant TMS		IM 155 PN		Drawing name:		= V1KF1	
Ed.		MKLEPADLO		P6700 Closure Hang - Cell 2V14						=2V14&EFS_EL		+ V1UC14	
Appr				Replacement of		Replaced by		Scale 1:1		Document type:		Project nr:	
Modification	Date	Name	Original							EFS	22-16175	Page	3
													436

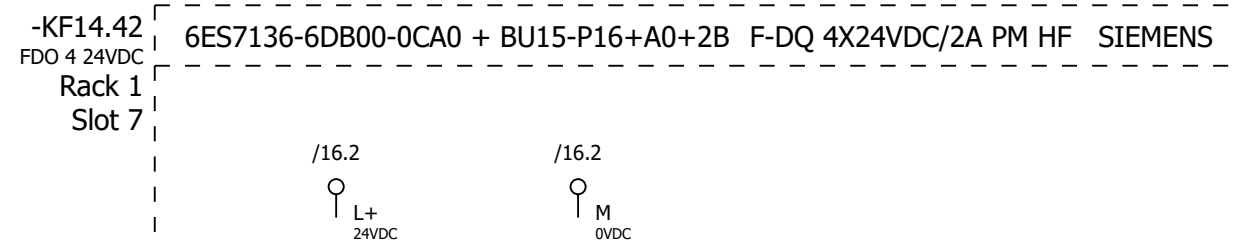
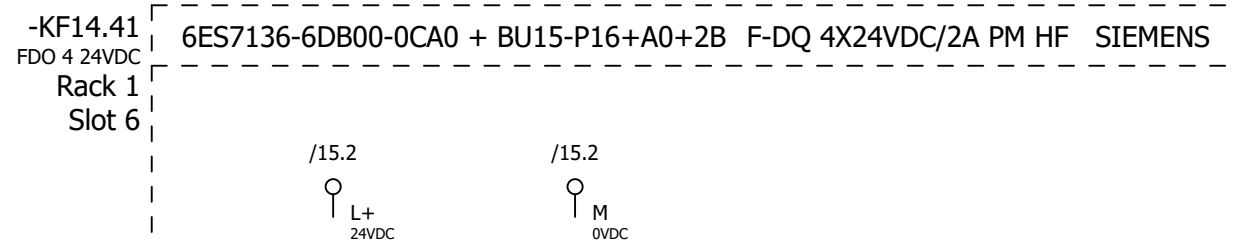


			Date	3/18/2024	Volvo Trucks North America	Valiant TMS	ET200S Wiring DI	Drawing name:		= V1KF1	
			Ed.	MKLEPADLO				=2V14&EFS_EL		+ V1UC14	
			Appr.					Document type:	EFS	Project nr:	22-16175
Modification	Date	Name	Original		Replacement of	Replaced by	Scale 1:1			Page	436

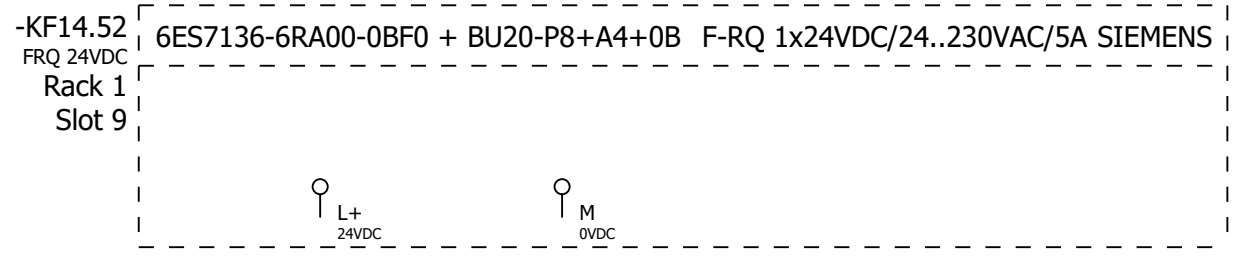
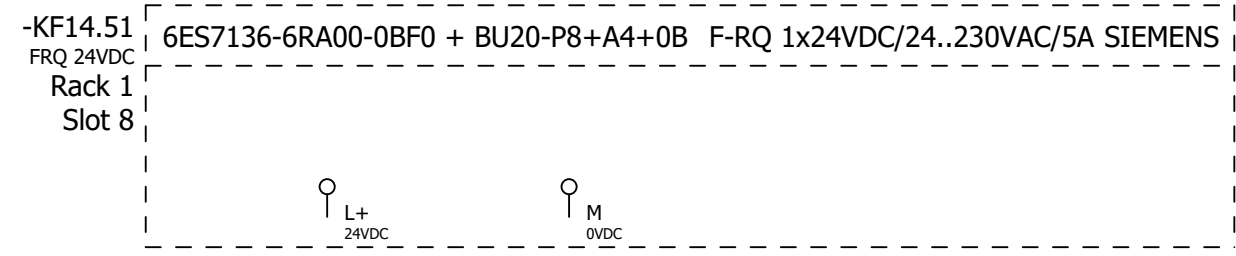
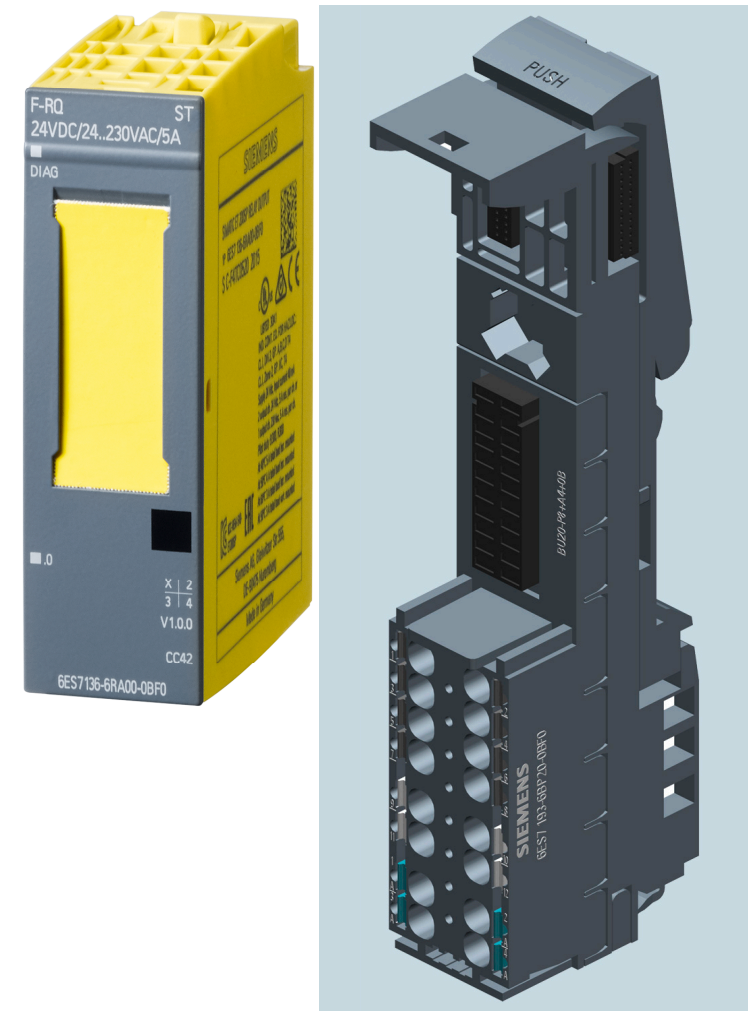
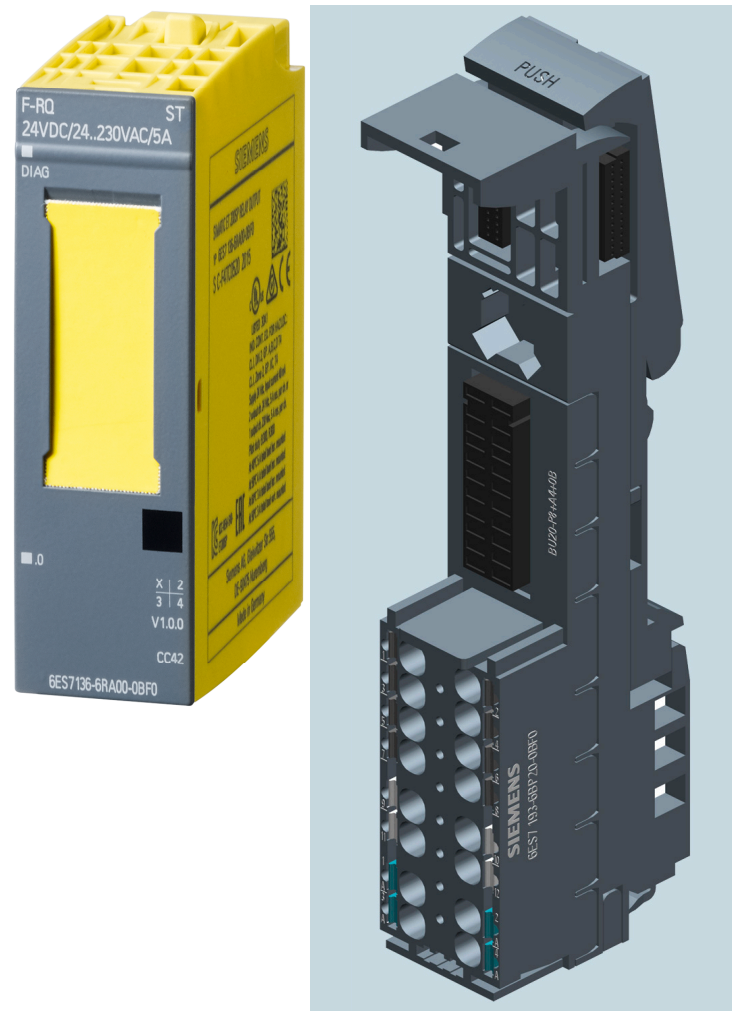


Date	3/18/2024	Volvo Trucks North America	Valiant TMS	ET200S Wiring F-DI	Drawing name:	= V1KF1		
Ed.	MKLEPADLO	P6700 Closure Hang - Cell 2V14	Scale 1:1		=2V14&EFS_EL	+ V1UC14		
Appr					Document type:	Project nr:	Page	5
Modification	Date	Name	Original	Replacement of	Replaced by	EFS	22-16175	436



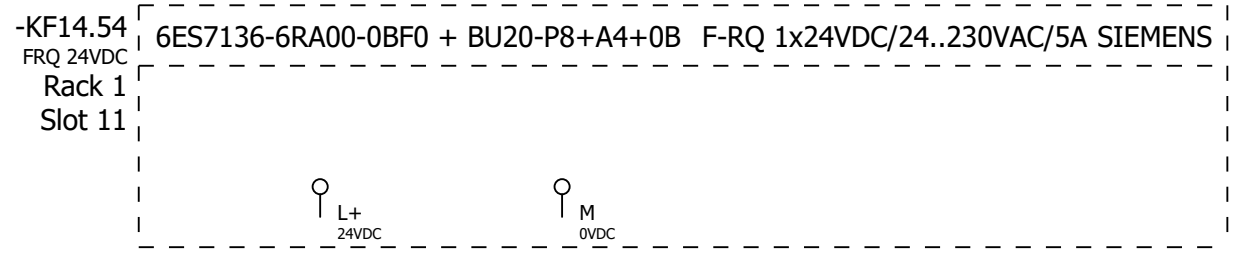
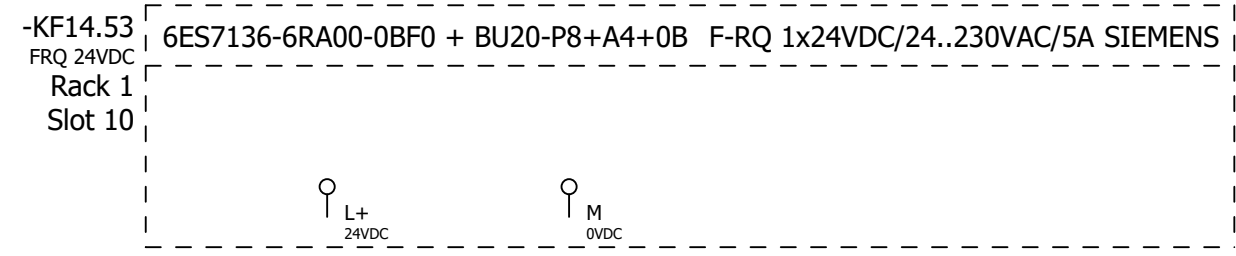
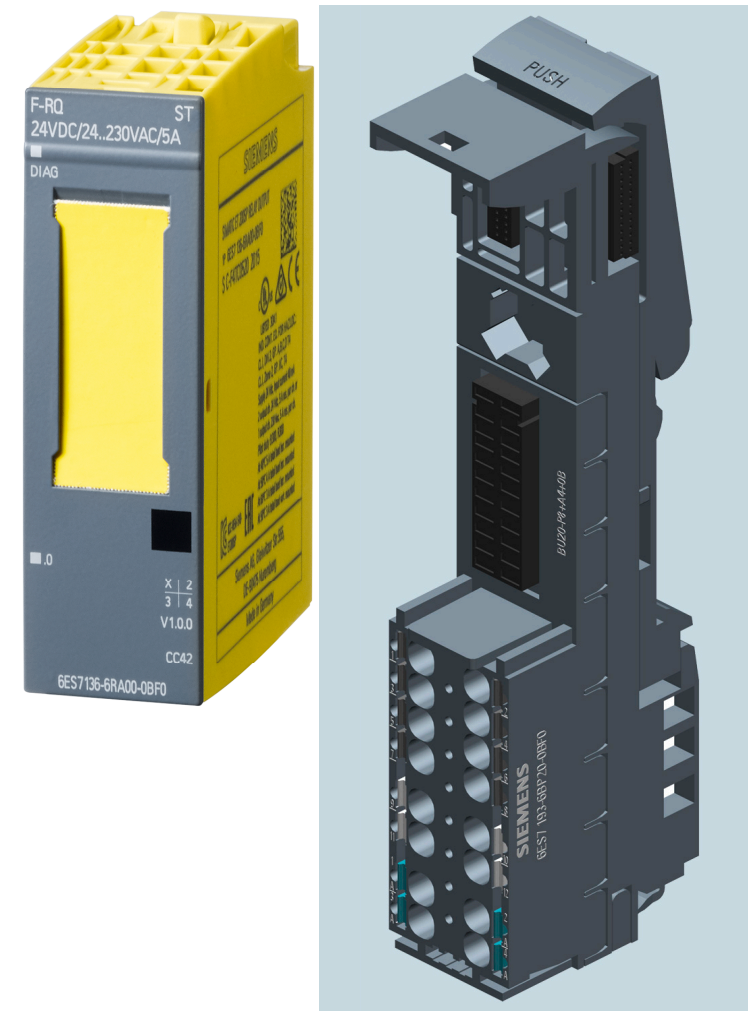
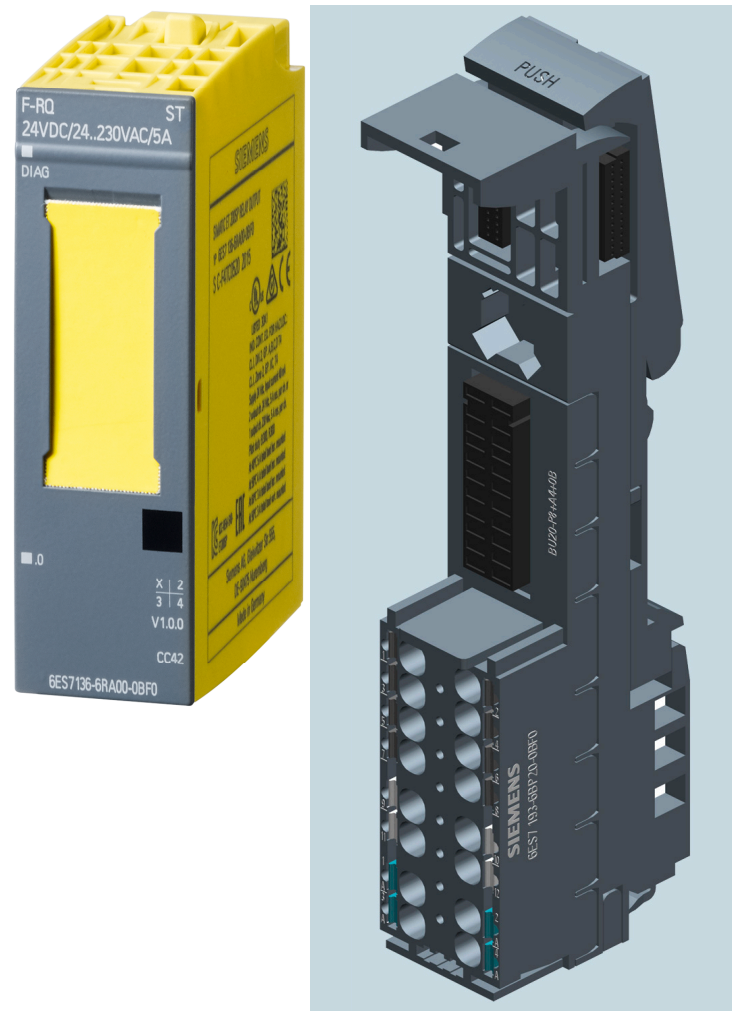


Date	3/18/2024	Volvo Trucks North America	Valiant TMS	ET200S Wiring F-DQ	Drawing name:	= V1KF1
Ed.	MKLEPADLO	P6700 Closure Hang - Cell 2V14			Document type:	=2V14&EFS_EL
Appr		Replacement of	Replaced by	Scale 1:1	Project nr:	22-16175
Modification	Date	Name	Original		EFS	Page 7
						436



Date		3/18/2024		Volvo Trucks North America		Valiant TMS		ET200S Wiring F-RQ		Drawing name:		= V1KF1	
Ed.		MKLEPADLO		P6700 Closure Hang - Cell 2V14		Scale 1:1				Document type:		+ V1UC14	
Appr				Replacement of		Replaced by				Project nr:		Page	
Original										EFS		8	
Modification		Date		Name						22-16175		436	





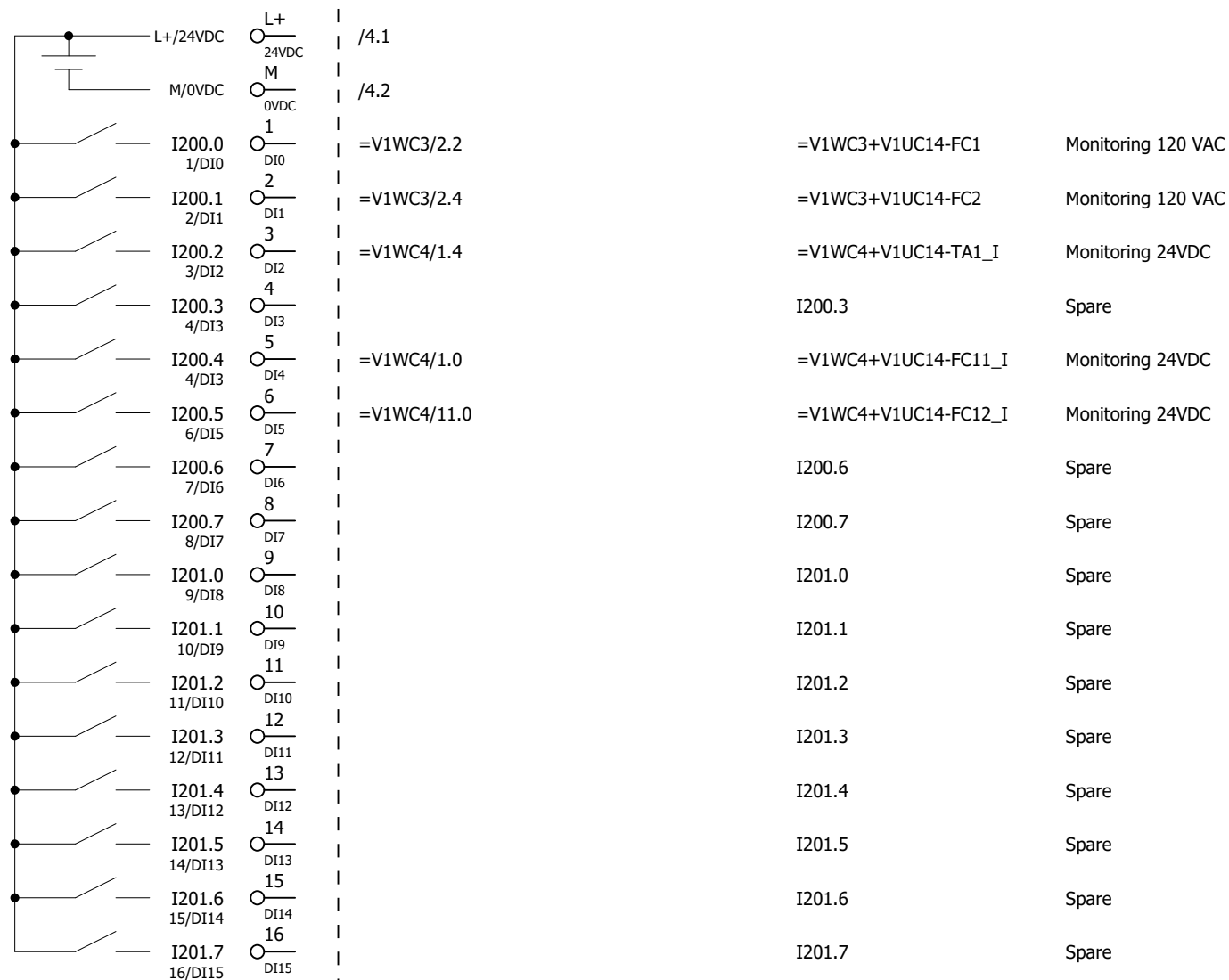
Date	3/18/2024	Volvo Trucks North America	Valiant TMS	ET200S Wiring F-RQ	Drawing name:	= V1KF1		
Ed.	MKLEPADLO	P6700 Closure Hang - Cell 2V14	Scale 1:1		=2V14&EFS_EL	+ V1UC14		
Appr					Document type:	Project nr:	Page	9
Modification	Date	Name	Original	Replacement of	Replaced by	EFS	22-16175	436



-KF14.11  
/4.0

ET 200SP  
DI 16x24 VDC ST

SIEMENS

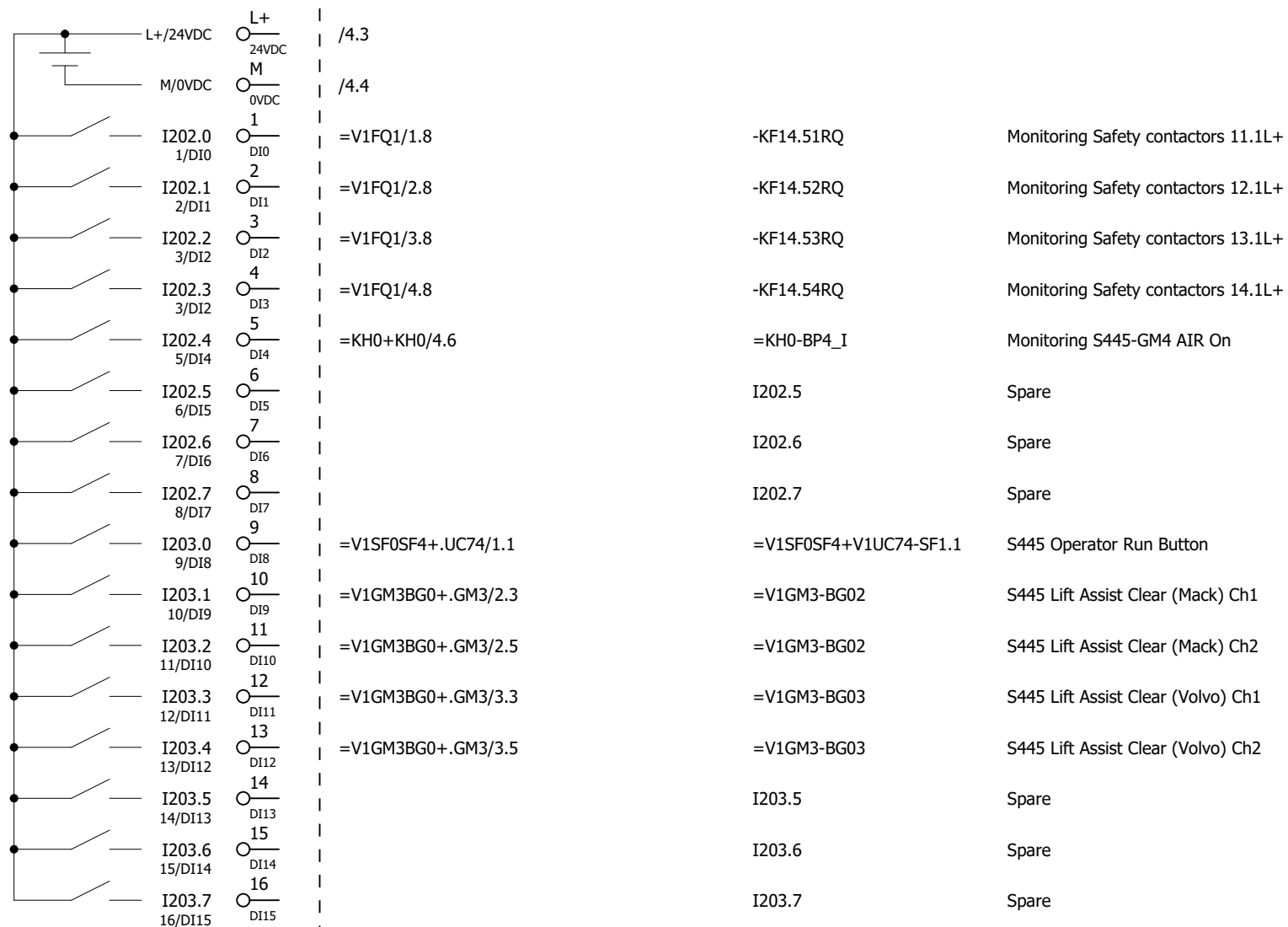


6ES7131-6BH01-0BA0

-KF14.12  
/4.3

ET 200SP  
DI 16x24 VDC ST

SIEMENS

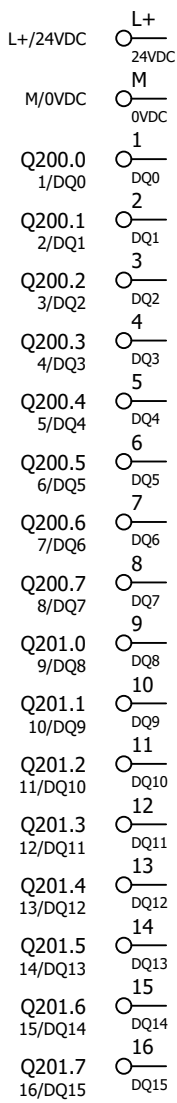
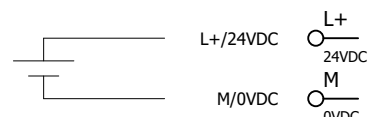


6ES7131-6BH01-0BA0

-KF14.21  
/6.1  
16 DO 24VDC

ET 200SP  
DQ 16x24 VDC/0.5A ST

SIEMENS



L+/24VDC	1	/6.1		
M/0VDC	0VDC	/6.2		
Q200.0 1/DQ0	1	=V1U445U01PF1+.U445U01/1.3	=V1U445PF1+U01-PF1_1	S445 Pick Light 1 (Input 1)
Q200.1 2/DQ1	2	=V1U445U01PF1+.U445U01/1.4	=V1U445PF1+U01-PF1_2	S445 Pick Light 1 (Input 2)
Q200.2 3/DQ2	3	=V1U445U01PF1+.U445U01/1.4	=V1U445PF1+U01-PF1_3	S445 Pick Light 1 (Input 3)
Q200.3 4/DQ3	4	=V1U445U01PF1+.U445U01/1.5	=V1U445PF1+U01-PF1_4	S445 Pick Light 1 (Not Used)
Q200.4 5/DQ4	5	=V1U445U01PF2+.U445U01/1.3	=V1U445PF2+U01-PF1_1	S445 Pick Light 2 (Input 1)
Q200.5 6/DQ5	6	=V1U445U01PF2+.U445U01/1.4	=V1U445PF2+U01-PF1_2	S445 Pick Light 2 (Input 2)
Q200.6 7/DQ6	7	=V1U445U01PF2+.U445U01/1.4	=V1U445PF2+U01-PF1_3	S445 Pick Light 2 (Input 3)
Q200.7 8/DQ7	8	=V1U445U01PF2+.U445U01/1.5	=V1U445PF2+U01-PF1_4	S445 Pick Light 2 (Not Used)
Q201.0 9/DQ8	9		Q201.0	Spare
Q201.1 10/DQ9	10		Q201.1	Spare
Q201.2 11/DQ10	11		Q201.2	Spare
Q201.3 12/DQ11	12		Q201.3	Spare
Q201.4 13/DQ12	13		Q201.4	Spare
Q201.5 14/DQ13	14		Q201.5	Spare
Q201.6 15/DQ14	15		Q201.6	Spare
Q201.7 16/DQ15	16		Q201.7	Spare

6ES7132-6BH01-0BA0










-KF14.51  
/8.0

ET 200SP SIEMENS  
F-RQ 1x24VDC/24..230VAC/5A

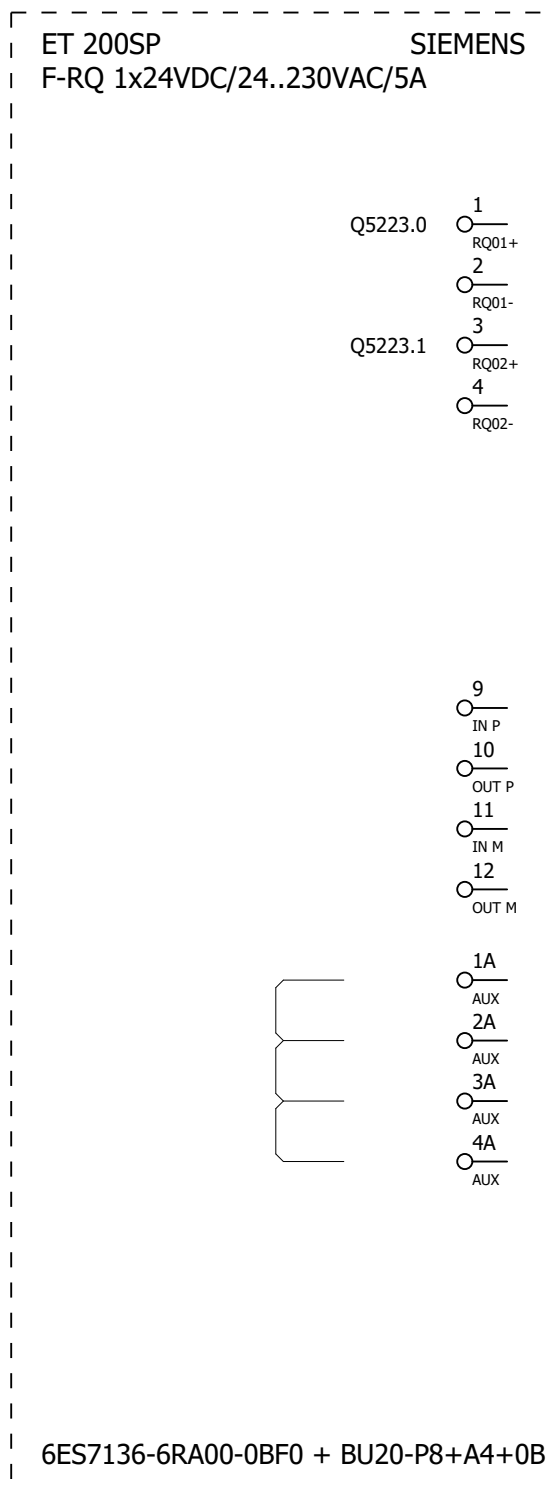


6ES7136-6RA00-0BF0 + BU20-P8+A4+0B

Date		2/23/2024		Volvo Trucks North America		Valiant TMS		ET200S F-RQ Overview KF14.51		Drawing name: =2V14&EFS_EL		= V1KF1 + V1UC14	
Ed.		MKLEPADLO		P6700 Closure Hang - Cell 2V14		Scale 1:1				Document type: EFS		Project nr: 22-16175	
Appr				Replacement of		Replaced by				Page		17	
Modification		Date		Name		Original				Page		436	

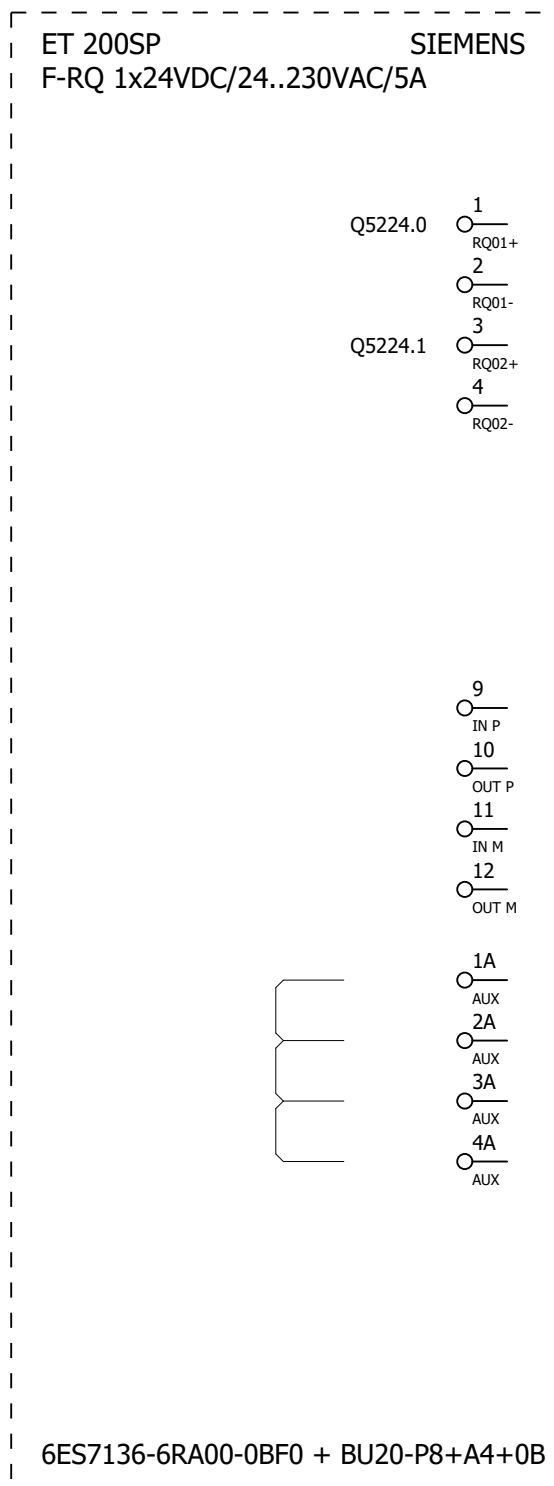


-KF14.52  
/8.5



Date		2/23/2024		Volvo Trucks North America		Valiant TMS		ET200S F-RQ Overview KF14.52		Drawing name: =2V14&EFS_EL		= V1KF1 + V1UC14	
Ed.		MKLEPADLO		P6700 Closure Hang - Cell 2V14		Scale 1:1				Document type: EFS		Project nr: 22-16175	
Modification	Date	Name	Original	Replacement of	Replaced by					Page		18	
												436	

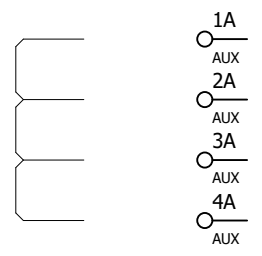
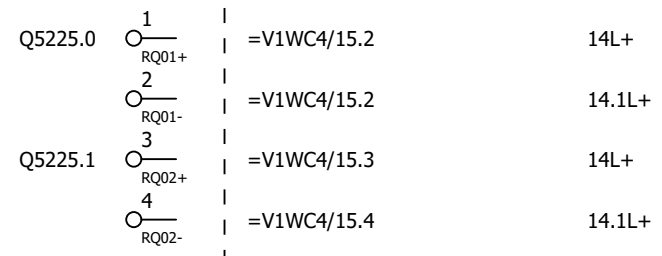
-KF14.53  
/9.0



-KF14.54  
/9.5

ET 200SP  
F-RQ 1x24VDC/24..230VAC/5A

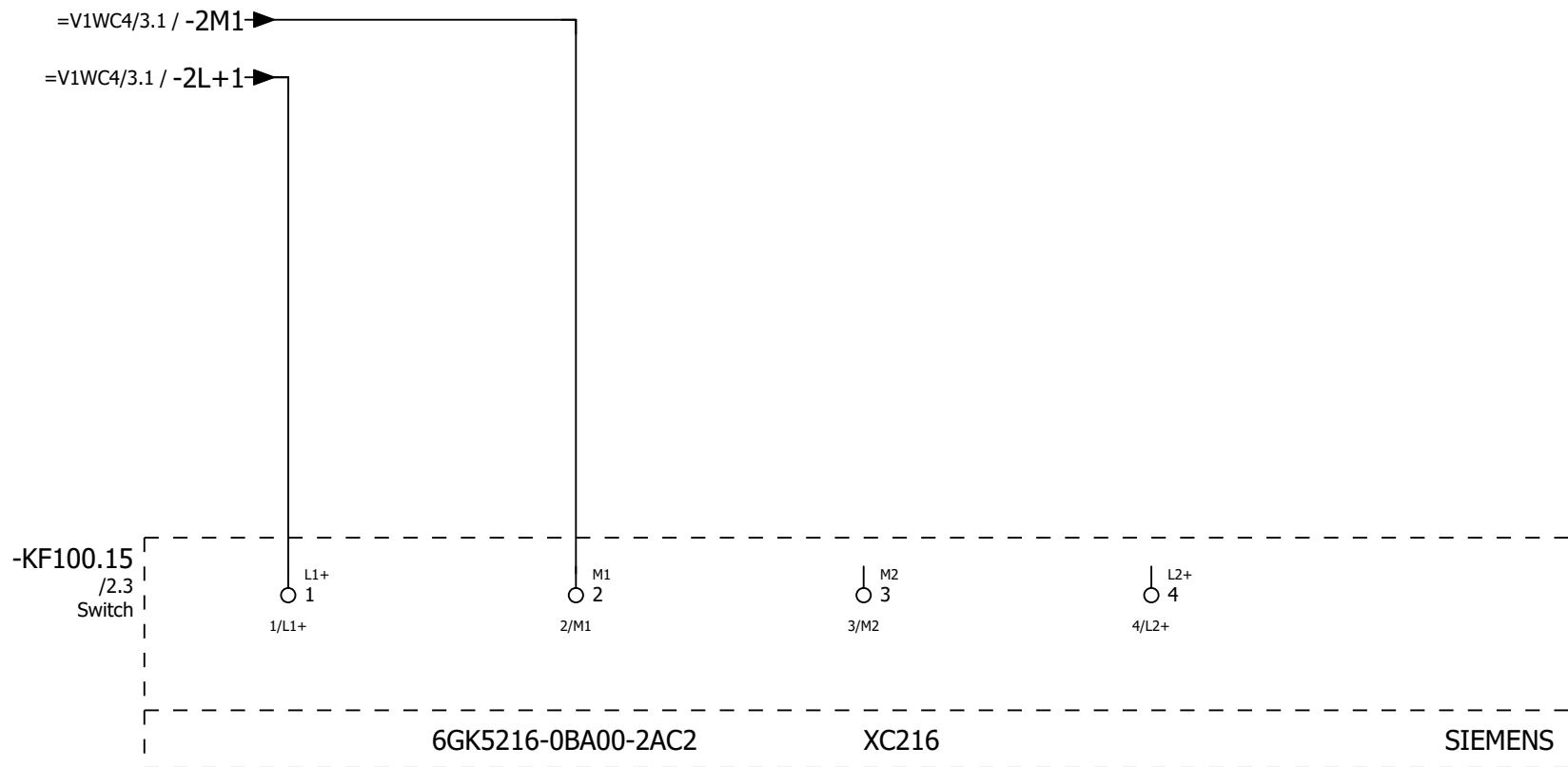
SIEMENS



6ES7136-6RA00-0BF0 + BU20-P8+A4+0B

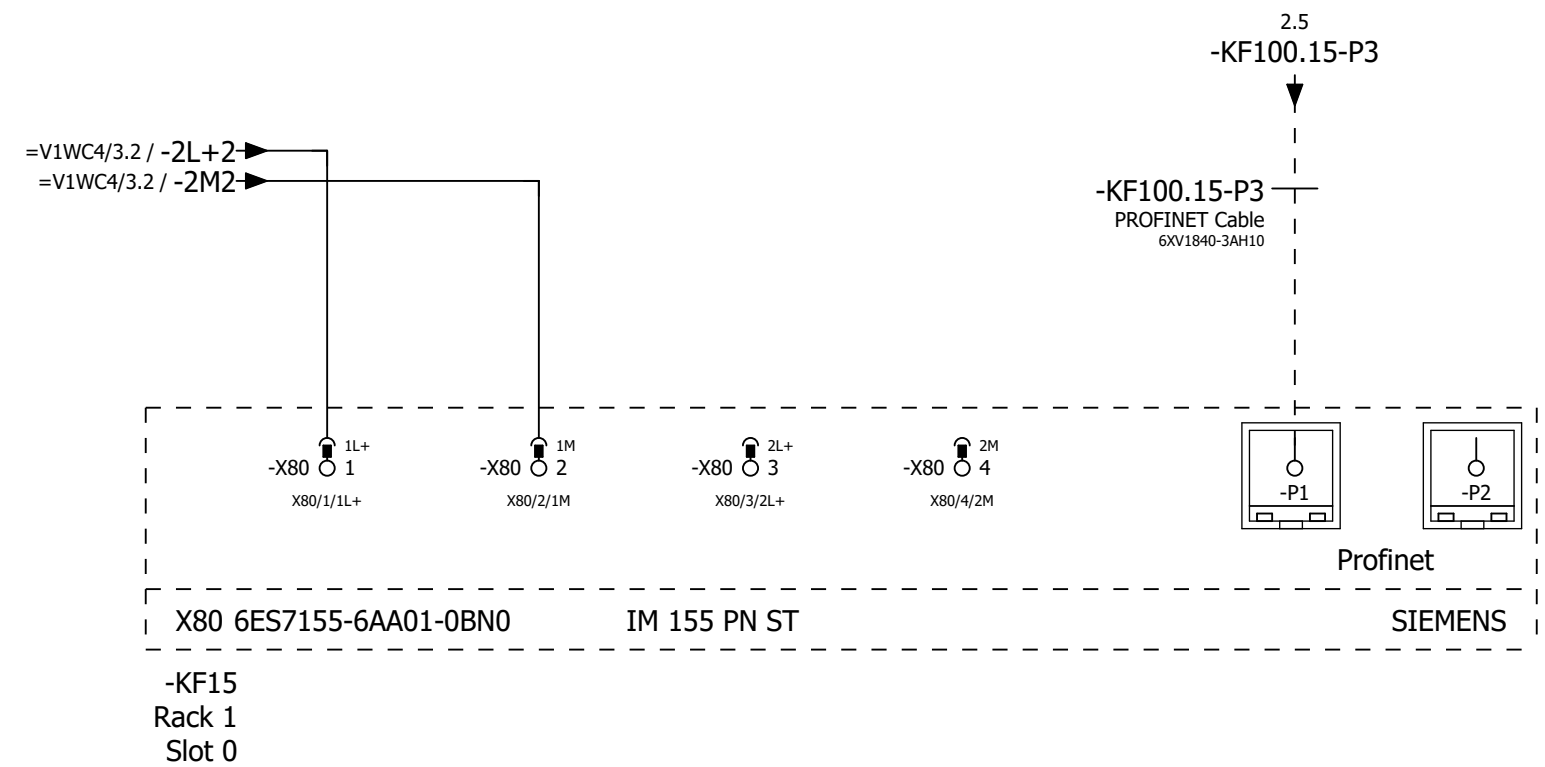

Date		2/23/2024		Volvo Trucks North America		Valiant TMS		ET200S F-RQ Overview KF14.54		Drawing name:		= V1KF1	
Ed.		MKLEPADLO		P6700 Closure Hang - Cell 2V14		Scale 1:1				=2V14&EFS_EL		+ V1UC14	
Appr				Replacement of		Replaced by				Document type:		Project nr:	
Original										EFS		22-16175	
Modification		Date		Name								Page	
												20	
												436	



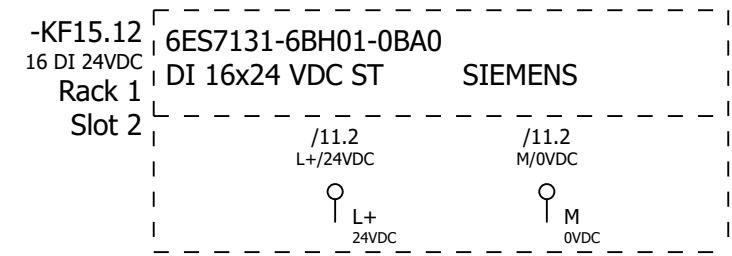
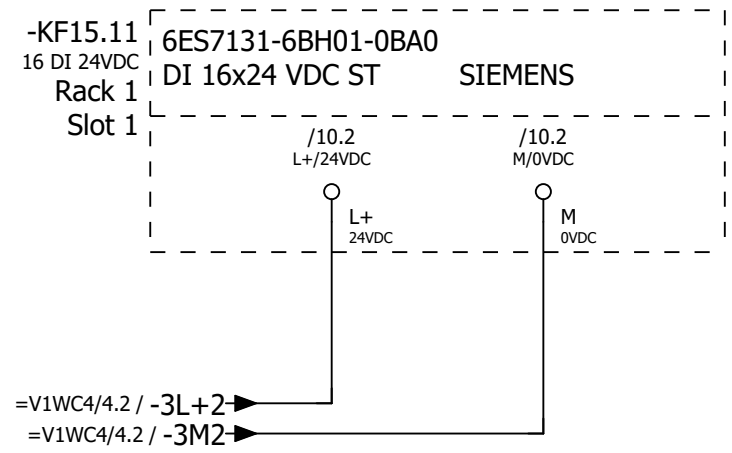


		Date	3/18/2024	Volvo Trucks North America	Valiant TMS	Switch, Scalance XC216	Drawing name:		= V1KF1
		Ed.	MKLEPADLO				=2V14&EFS_EL		+ V1UC15
		Appr		P6700 Closure Hang - Cell 2V14	Scale 1:1		Document type:	Project nr:	Page
Modification	Date	Name	Original	Replacement of			Replaced by	EFS	22-16175
									436

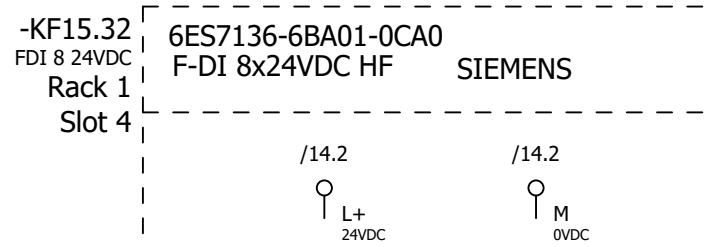
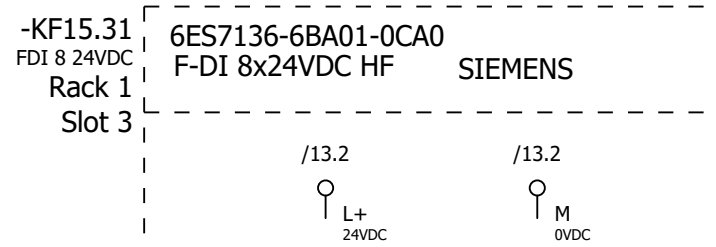




		Date	3/18/2024	Volvo Trucks North America	Valiant TMS	IM 155 PN	Drawing name:		= V1KF1
		Ed.	MKLEPADLO				=2V14&EFS_EL		+ V1UC15
		Appr.		P6700 Closure Hang - Cell 2V14	Scale 1:1		Document type:	Project nr:	Page
Modification	Date	Name	Original	Replacement of			Replaced by	EFS	22-16175
									436



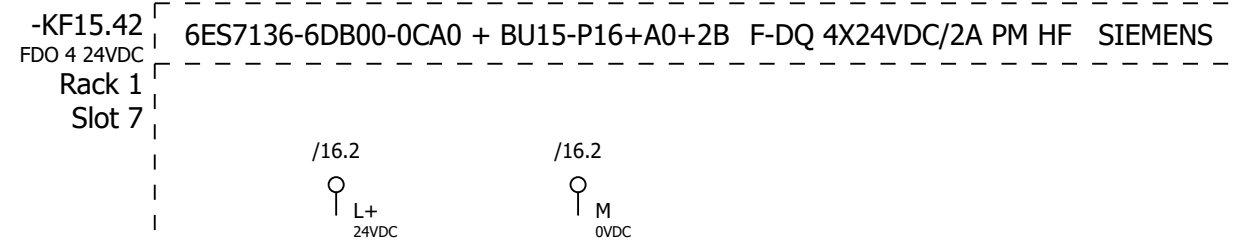
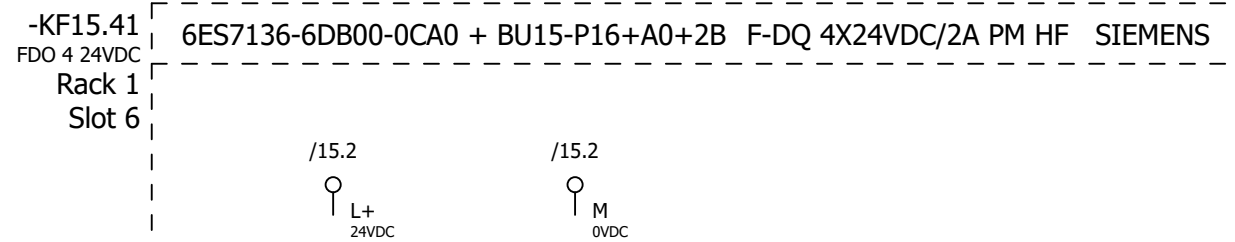
		Date	3/18/2024	Volvo Trucks North America		Valiant TMS	ET200S Wiring DI	Drawing name:		= V1KF1
		Ed.	MKLEPADLO					=2V14&EFS_EL		+ V1UC15
		Appr.		P6700 Closure Hang - Cell 2V14		Scale 1:1		Document type:	Project nr:	Page
Modification	Date	Name	Original	Replacement of	Replaced by			EFS	22-16175	4
									436	




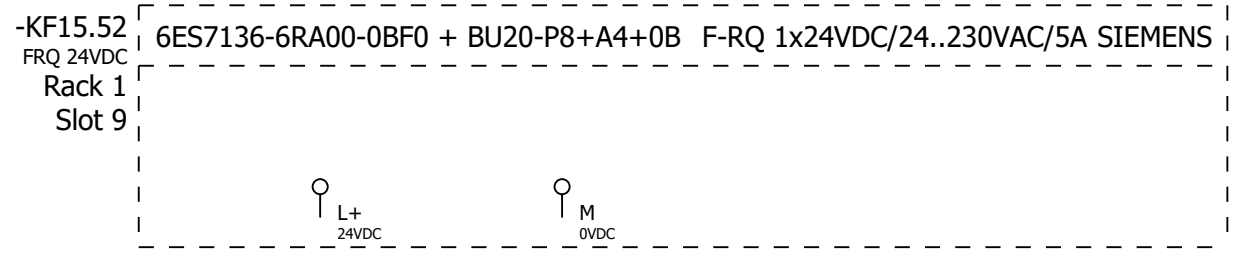
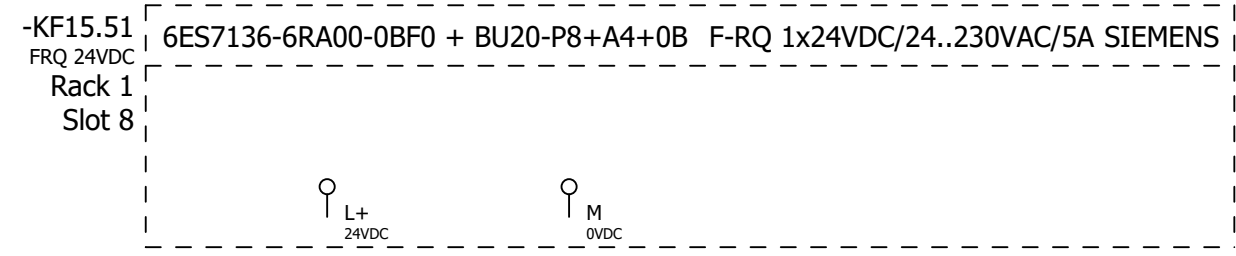
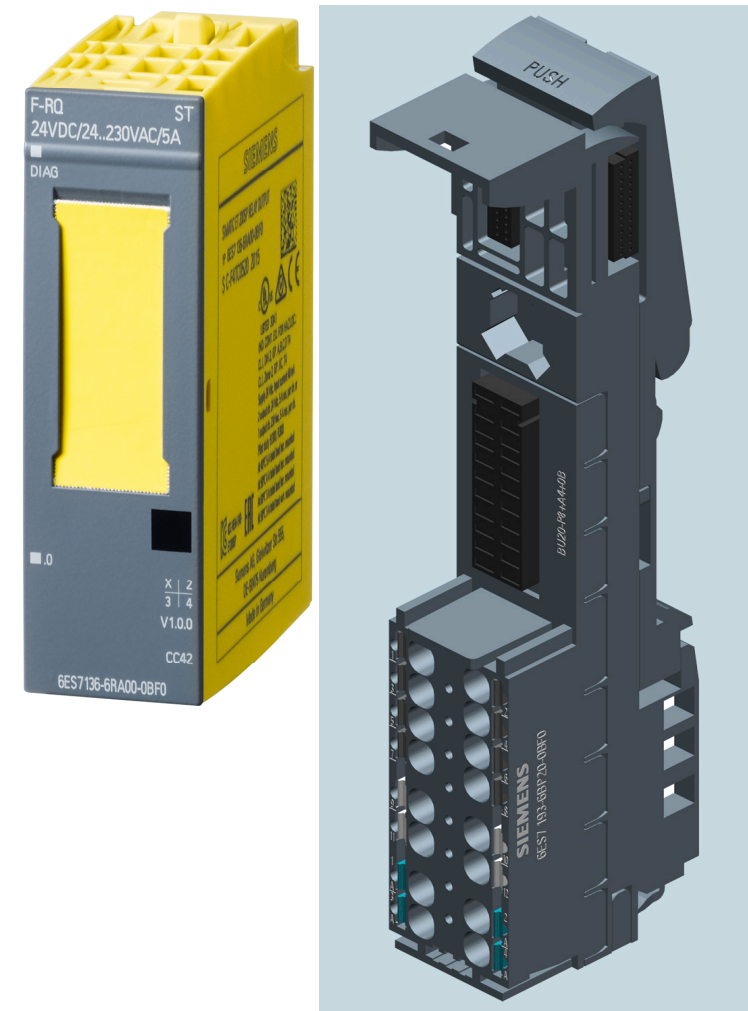
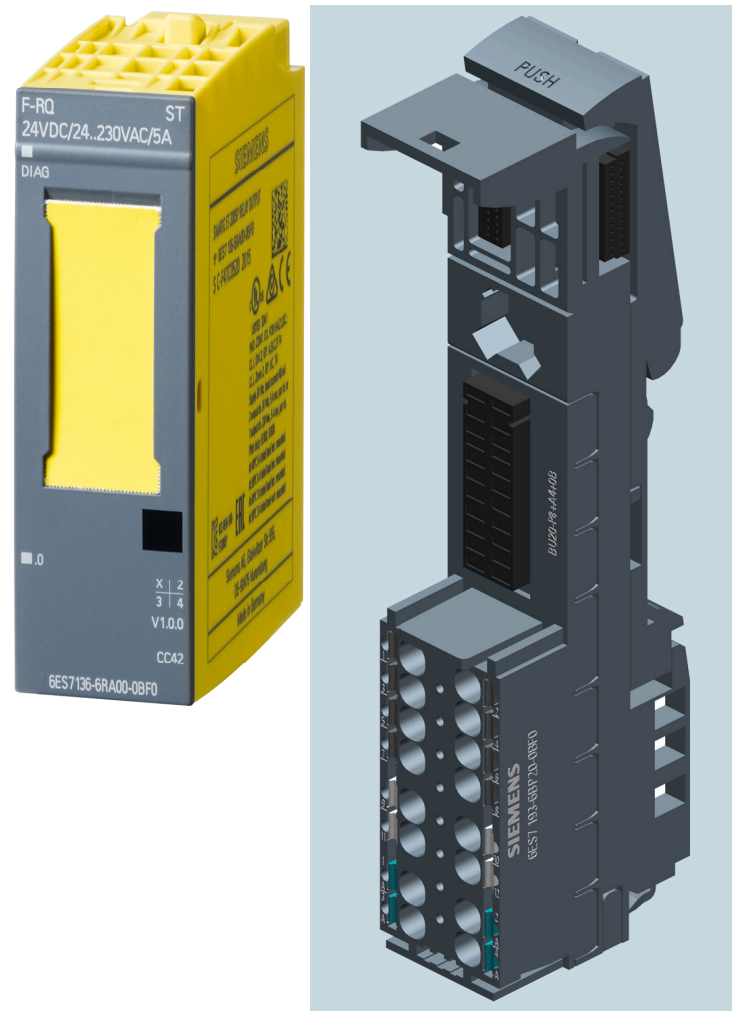
Date	3/18/2024	Volvo Trucks North America	Valiant TMS	ET200S Wiring F-DI	Drawing name:	= V1KF1		
Ed.	MKLEPADLO	P6700 Closure Hang - Cell 2V14	Scale 1:1		=2V14&EFS_EL	+ V1UC15		
Appr					Document type:	Project nr:	Page	5
Modification	Date	Name	Original	Replacement of	Replaced by	EFS	22-16175	436



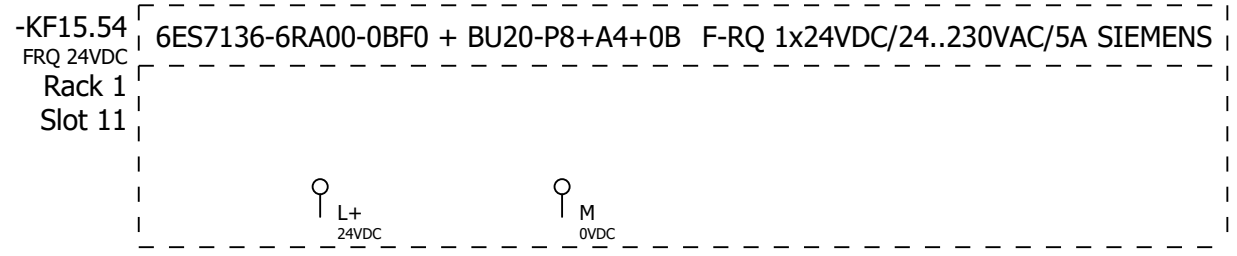
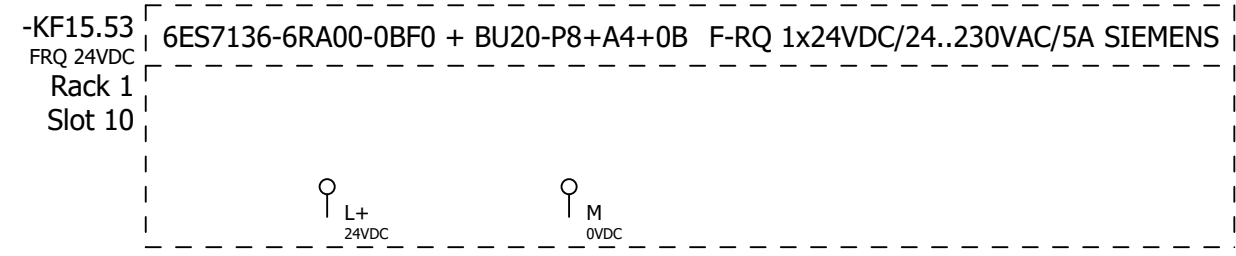
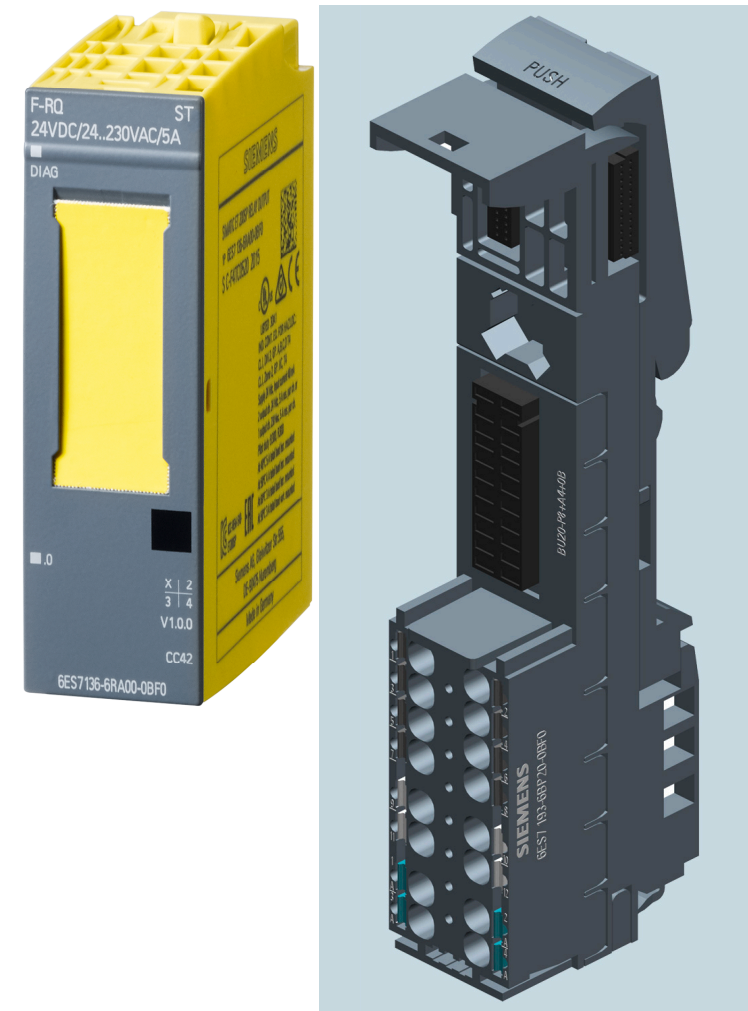
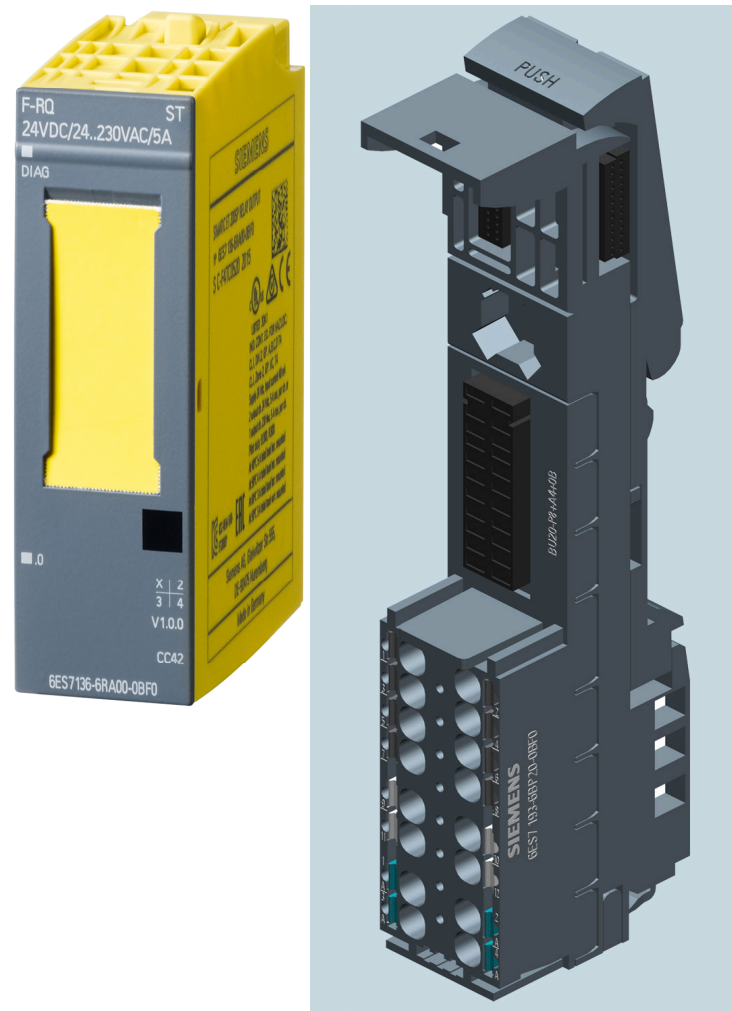




Date	3/18/2024	Volvo Trucks North America		Valiant TMS	ET200S Wiring F-DQ	Drawing name:	= V1KF1
Ed.	MKLEPADLO	P6700 Closure Hang - Cell 2V14		Scale 1:1		=2V14&EFS_EL	+ V1UC15
Appr		Replacement of	Replaced by			Document type:	Project nr:
Modification	Date	Name	Original			EFS	22-16175
							Page
							7
							436



Date		3/18/2024		Volvo Trucks North America		Valiant TMS		ET200S Wiring F-RQ		Drawing name:		= V1KF1	
Ed.		MKLEPADLO		P6700 Closure Hang - Cell 2V14						Document type:		+ V1UC15	
Appr				Replacement of		Replaced by		Scale 1:1		Project nr:		Page 8	
Modification		Date		Name		Original				EFS		22-16175	
												436	

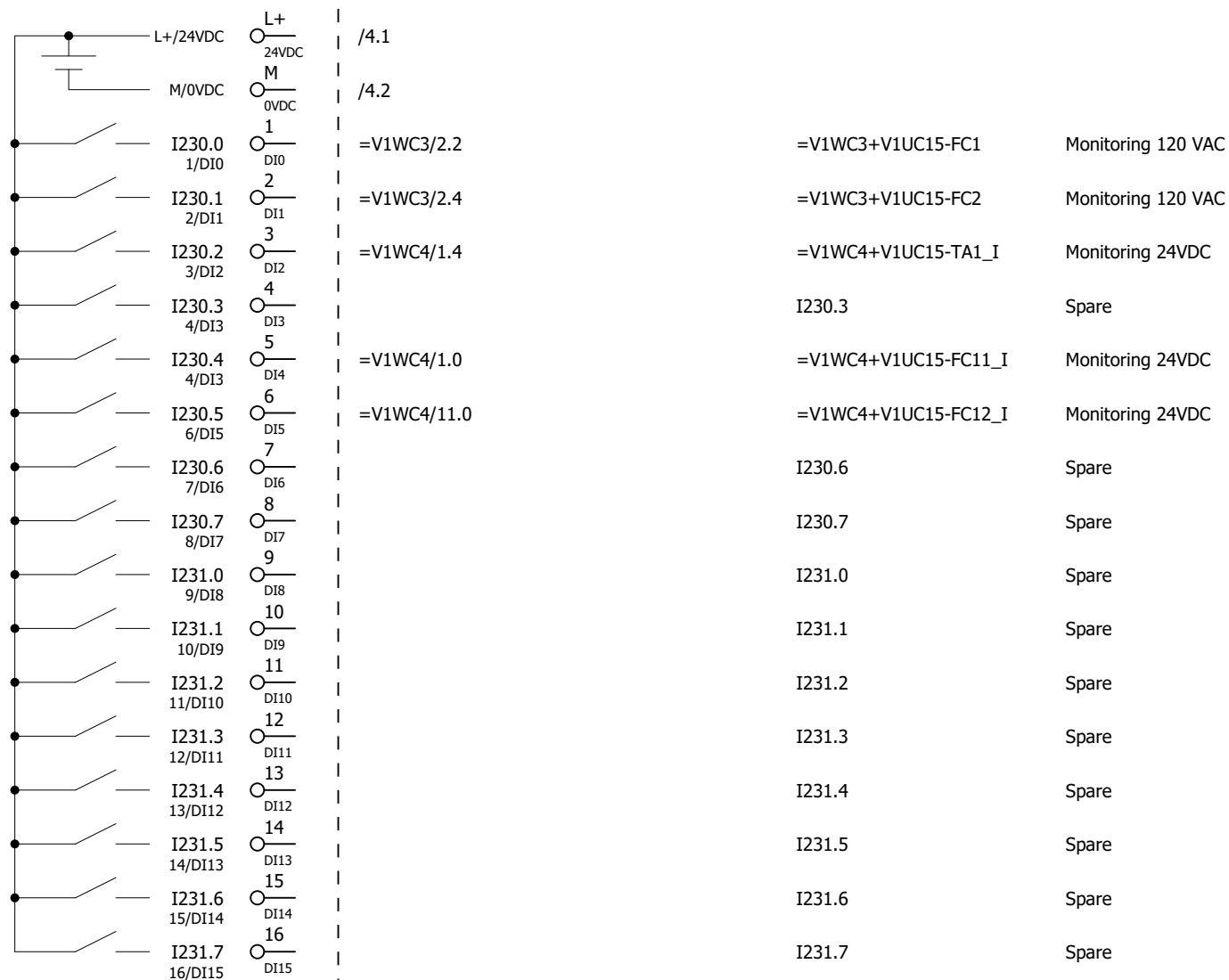


Date	3/18/2024	Volvo Trucks North America	Valiant TMS	ET200S Wiring F-RQ	Drawing name:	= V1KF1		
Ed.	MKLEPADLO	P6700 Closure Hang - Cell 2V14	Scale 1:1		=2V14&EFS_EL	+ V1UC15		
Appr					Document type:	Project nr:	Page	9
Modification	Date	Name	Original	Replacement of	Replaced by	EFS	22-16175	436

-KF15.11  
/4.0

ET 200SP  
DI 16x24 VDC ST

SIEMENS

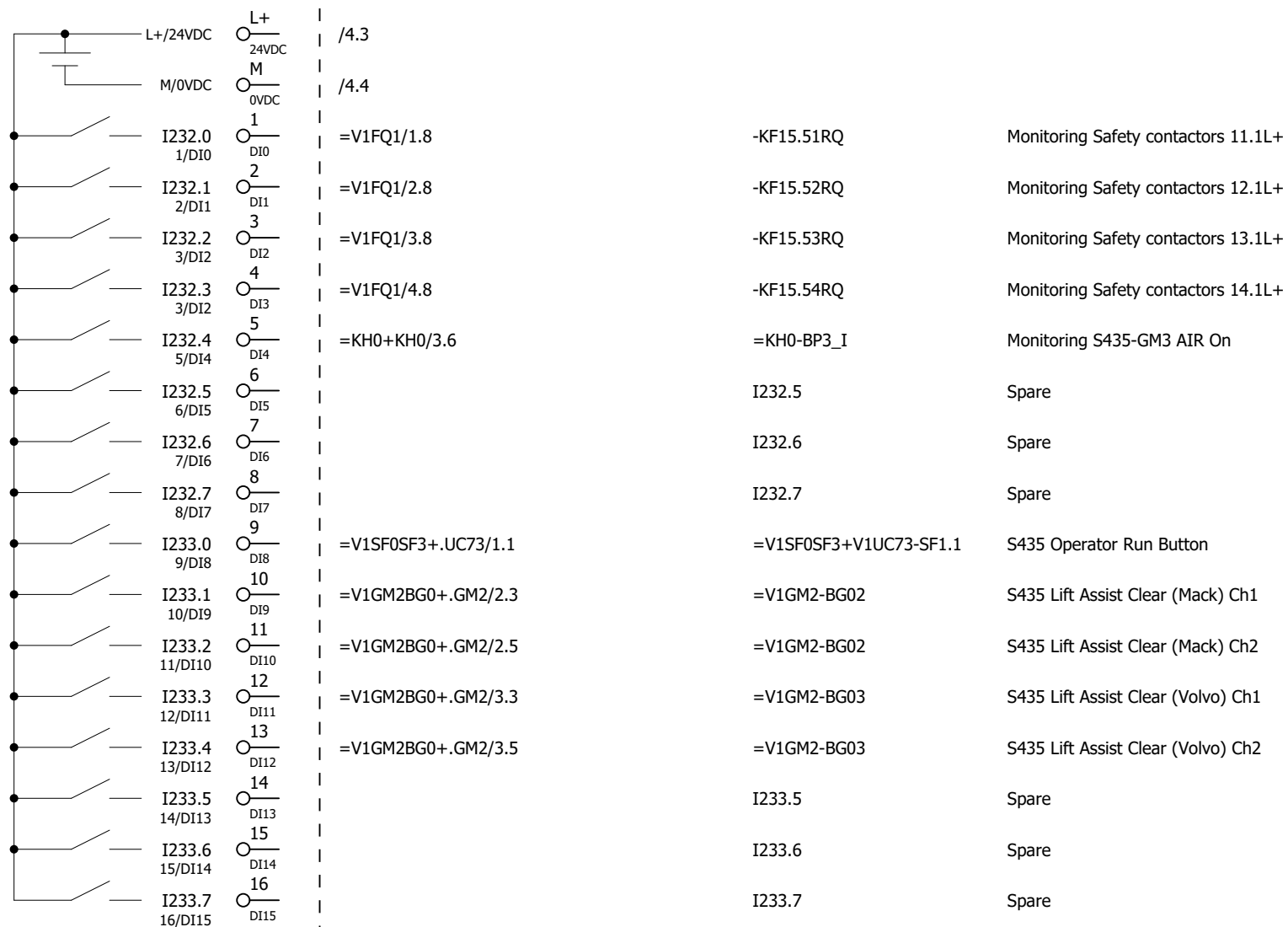


6ES7131-6BH01-0BA0

-KF15.12  
/4.3

ET 200SP  
DI 16x24 VDC ST

SIEMENS

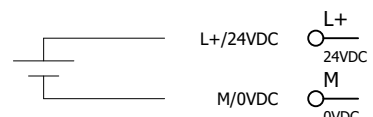


6ES7131-6BH01-0BA0

-KF15.21  
/6.1  
16 DO 24VDC

ET 200SP  
DQ 16x24 VDC/0.5A ST

SIEMENS



L+/24VDC	L+	24VDC	/6.1		
M/0VDC	M	0VDC	/6.2		
Q230.0 1/DQ0	1	DQ0	=V1U435U01PF1+.U435U01/1.3	=V1U435PF1+U01-PF1_1	S435 Pick Light 1 (Input 1)
Q230.1 2/DQ1	2	DQ1	=V1U435U01PF1+.U435U01/1.4	=V1U435PF1+U01-PF1_2	S435 Pick Light 1 (Input 2)
Q230.2 3/DQ2	3	DQ2	=V1U435U01PF1+.U435U01/1.4	=V1U435PF1+U01-PF1_3	S435 Pick Light 1 (Input 3)
Q230.3 4/DQ3	4	DQ3	=V1U435U01PF1+.U435U01/1.5	=V1U435PF1+U01-PF1_4	S435 Pick Light 1 (Not Used)
Q230.4 5/DQ4	5	DQ4	=V1U435U01PF2+.U435U01/1.3	=V1U435PF2+U01-PF1_1	S435 Pick Light 2 (Input 1)
Q230.5 6/DQ5	6	DQ5	=V1U435U01PF2+.U435U01/1.4	=V1U435PF2+U01-PF1_2	S435 Pick Light 2 (Input 2)
Q230.6 7/DQ6	7	DQ6	=V1U435U01PF2+.U435U01/1.4	=V1U435PF2+U01-PF1_3	S435 Pick Light 2 (Input 3)
Q230.7 8/DQ7	8	DQ7	=V1U435U01PF2+.U435U01/1.5	=V1U435PF2+U01-PF1_4	S435 Pick Light 2 (Not Used)
Q231.0 9/DQ8	9	DQ8		Q231.0	Spare
Q231.1 10/DQ9	10	DQ9		Q231.1	Spare
Q231.2 11/DQ10	11	DQ10		Q231.2	Spare
Q231.3 12/DQ11	12	DQ11		Q231.3	Spare
Q231.4 13/DQ12	13	DQ12		Q231.4	Spare
Q231.5 14/DQ13	14	DQ13		Q231.5	Spare
Q231.6 15/DQ14	15	DQ14		Q231.6	Spare
Q231.7 16/DQ15	16	DQ15		Q231.7	Spare

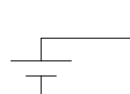
6ES7132-6BH01-0BA0

Date		3/19/2024		Volvo Trucks North America		Valiant TMS		ET200S DQ Overview KF15.21		Drawing name: =2V14&EFS_EL		= V1KF1 + V1UC15	
Ed.		MKLEPADLO		P6700 Closure Hang - Cell 2V14		Scale 1:1				Document type: EFS		Project nr: 22-16175	
Appr				Replacement of		Replaced by				Page		12	
Modification		Date		Name		Original				Page		436	

-KF15.31  
/5.0

ET 200SP  
F-DI 8x24VDC HF

SIEMENS



Terminal	Label	Signal	Function
L+	24VDC	/5.1	
M	0VDC	/5.2	
I5228.0	1 DI0	=V1SF0SF3+.UC73/1.5	=V1SF0SF3+V1UC73-SF1.4 S435 Operator Emergency Stop Ch1
	9 VS0	=V1SF0SF3+.UC73/1.5	
I5228.1	2 DI1	=V1GM2BG0+.GM2/1.3	=V1GM2-BG01 S430 Lift Assist Clear Ch1
	10 VS1	=V1GM2BG0+.GM2/1.3	
I5228.2	3 DI2	=V1GM1BG0+.GM1/1.3	=V1GM1-BG01 S425 Lift Assist Clear Ch1
	11 VS2	=V1GM1BG0+.GM1/1.3	
I5228.3	4 DI3		I5228.3 Spare
	12 VS3		
I5228.4	5 DI4	=V1SF0SF3+.UC73/1.6	=V1SF0SF3+V1UC73-SF1.6 S435 Operator Emergency Stop Ch2
	13 VS4	=V1SF0SF3+.UC73/1.6	
I5228.5	6 DI5	=V1GM2BG0+.GM2/1.4	=V1GM2-BG01 S430 Lift Assist Clear Ch2
	14 VS5	=V1GM2BG0+.GM2/1.5	
I5228.6	7 DI6	=V1GM1BG0+.GM1/1.4	=V1GM1-BG01 S425 Lift Assist Clear Ch2
	15 VS6	=V1GM1BG0+.GM1/1.5	
I5228.7	8 DI7		I5228.7 Spare
	16 VS7		

6ES7136-6BA01-OCA0

Date		3/20/2024		Volvo Trucks North America		Valiant TMS		ET200S F-DI Overview KF15.31		Drawing name: =V1KF1		= 2V14&EFS_EL		= V1UC15	
Ed.		MKLEPADLO		P6700 Closure Hang - Cell 2V14		Scale 1:1				Document type: EFS		Project nr: 22-16175		Page 13	
Modification		Date		Name		Original		Replacement of		Replaced by				436	










-KF15.51  
/8.0

ET 200SP SIEMENS  
F-RQ 1x24VDC/24..230VAC/5A




6ES7136-6RA00-0BF0 + BU20-P8+A4+0B

Date		2/23/2024		Volvo Trucks North America		Valiant TMS		ET200S F-RQ Overview KF15.51		Drawing name: =2V14&EFS_EL		= V1KF1 + V1UC15	
Ed.		MKLEPADLO		P6700 Closure Hang - Cell 2V14		Scale 1:1				Document type: EFS		Project nr: 22-16175	
Appr				Replacement of		Replaced by				Page		17	
Modification		Date		Name		Original				Page		436	

-KF15.52  
/8.5

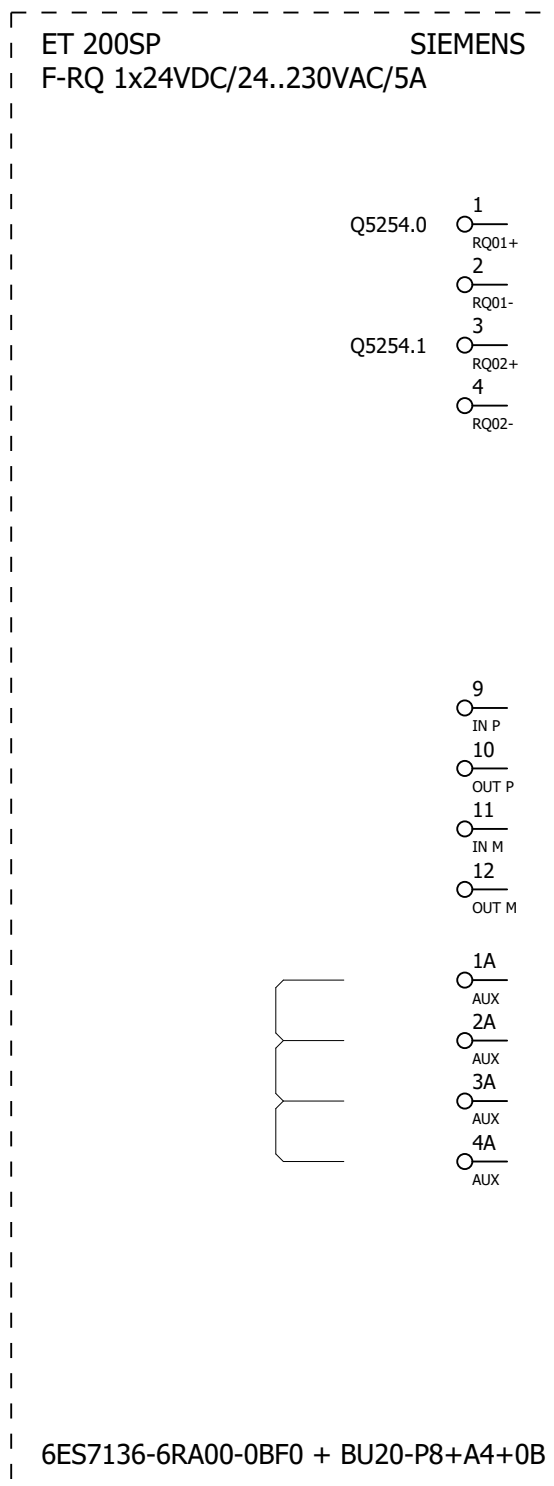
ET 200SP SIEMENS  
F-RQ 1x24VDC/24..230VAC/5A



6ES7136-6RA00-0BF0 + BU20-P8+A4+0B

Date		2/23/2024		Volvo Trucks North America		Valiant TMS		ET200S F-RQ Overview KF15.52		Drawing name: =2V14&EFS_EL		= V1KF1 + V1UC15	
Ed.		MKLEPADLO		P6700 Closure Hang - Cell 2V14		Scale 1:1				Document type: EFS		Project nr: 22-16175	
Appr				Replacement of		Replaced by				Page		18	
Modification		Date		Name		Original				Page		436	

-KF15.53  
/9.0



Date		2/23/2024		Volvo Trucks North America		Valiant TMS		ET200S F-RQ Overview KF15.53		Drawing name: =2V14&EFS_EL		= V1KF1 + V1UC15	
Ed.		MKLEPADLO		P6700 Closure Hang - Cell 2V14		Scale 1:1				Document type: EFS		Project nr: 22-16175	
Appr				Replacement of		Replaced by				Page		19	
Modification		Date		Name		Original				Page		436	

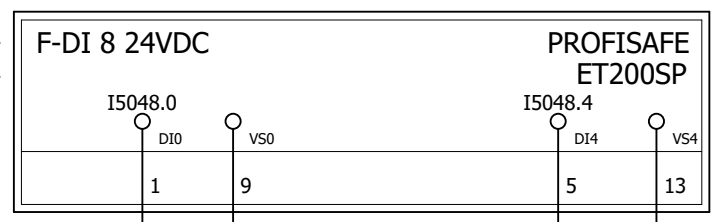
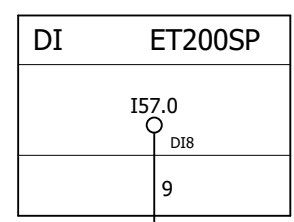


=V1KF1+V1UC11

S420 Operator Run Button  
 =V1SF0SF1+V1UC71-SF1.1  
 =V1KF1+.UC11/14.2

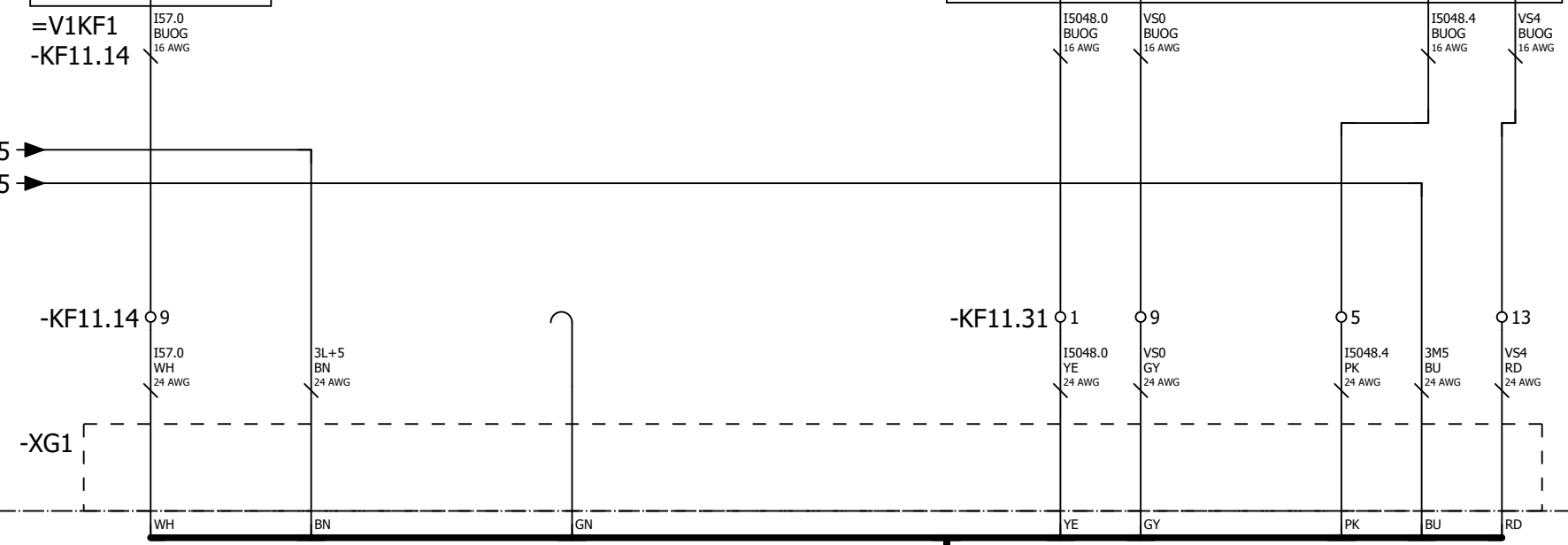
S420 Operator Emergency Stop Ch1  
 =V1SF0SF1+V1UC71-SF1.4  
 =V1KF1+.UC11/16.2

S420 Operator Emergency Stop Ch2  
 =V1SF0SF1+V1UC71-SF1.6  
 =V1KF1+.UC11/16.2



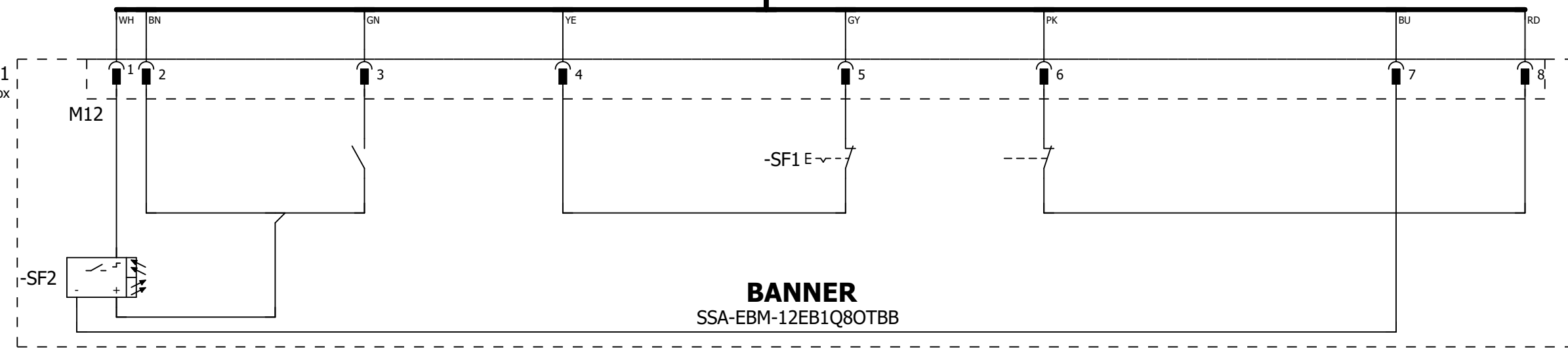
=V1KF1 -KF11.14

=V1WC4+.UC11/5.3 / -3L+5  
 =V1WC4+.UC11/5.3 / -3M5



-W1  
 WKC 8T-20-S1587 20m

-SF1  
 SSA-EBM Series E-stop Box

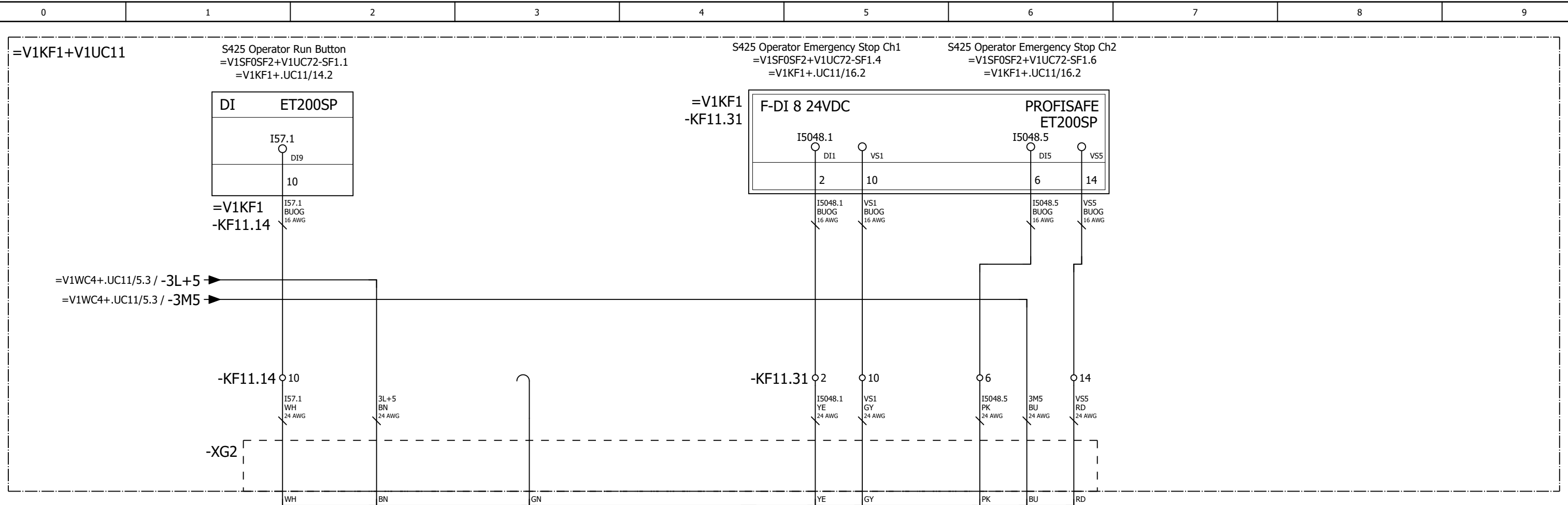


=V1KF1+.UC15/20

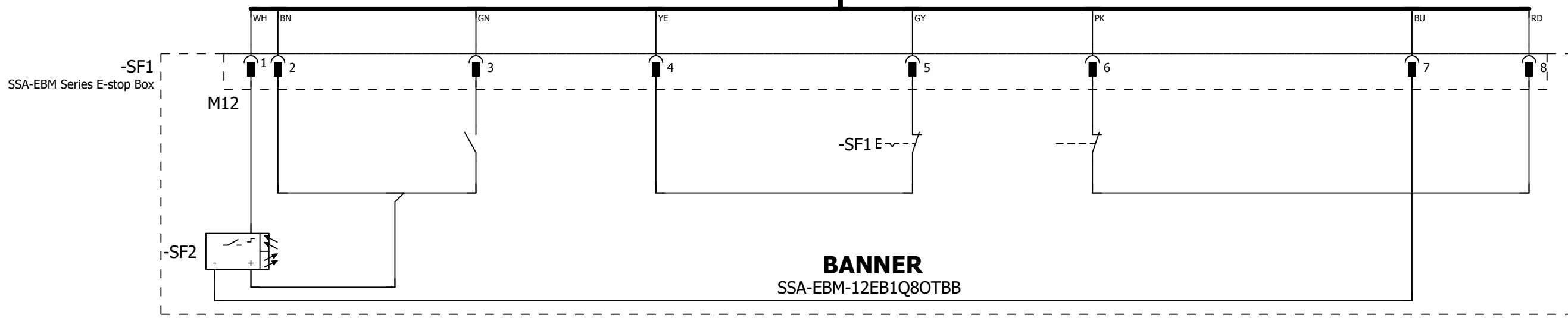
=V1SF0SF2+.UC72/1

Date		3/18/2024	Volvo Trucks North America		Valiant TMS	S420 Operating box UC71 RB	Drawing name:		= V1SF0SF1
Ed.		MKLEPADLO	P6700 Closure Hang - Cell 2V14				=2V14&EFS_EL		+ V1UC71
Appr			Replacement of		Scale 1:1		Document type:		Page
Original			Replaced by				EFS	Project nr:	22-16175
Modification	Date	Name	Original						436





-W1  
WKC 8T-40-S1587 40m



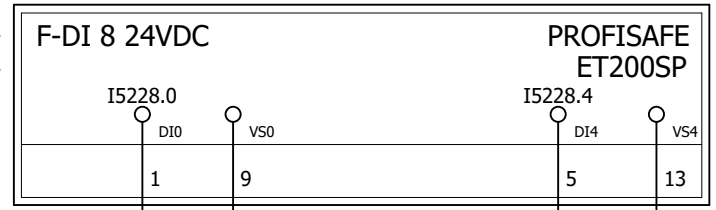
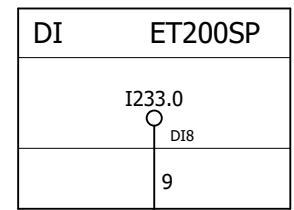
=V1SF0SF1+.UC71/1			=V1SF0SF3+.UC73/1		
Date	3/18/2024	Volvo Trucks North America	Valiant TMS	S425 Operating box UC72 RB	Drawing name: =2V14&EFS_EL
Ed.	MKLEPADLO	P6700 Closure Hang - Cell 2V14	Scale 1:1	Project nr: 22-16175	= V1SF0SF2
Appr					+ V1UC72
Modification	Date	Name	Original	Replacement of	Replaced by
				Page	1
					436

=V1KF1+V1UC15

S435 Operator Run Button  
=V1SF0SF3+V1UC73-SF1.1  
=V1KF1+.UC15/11.2

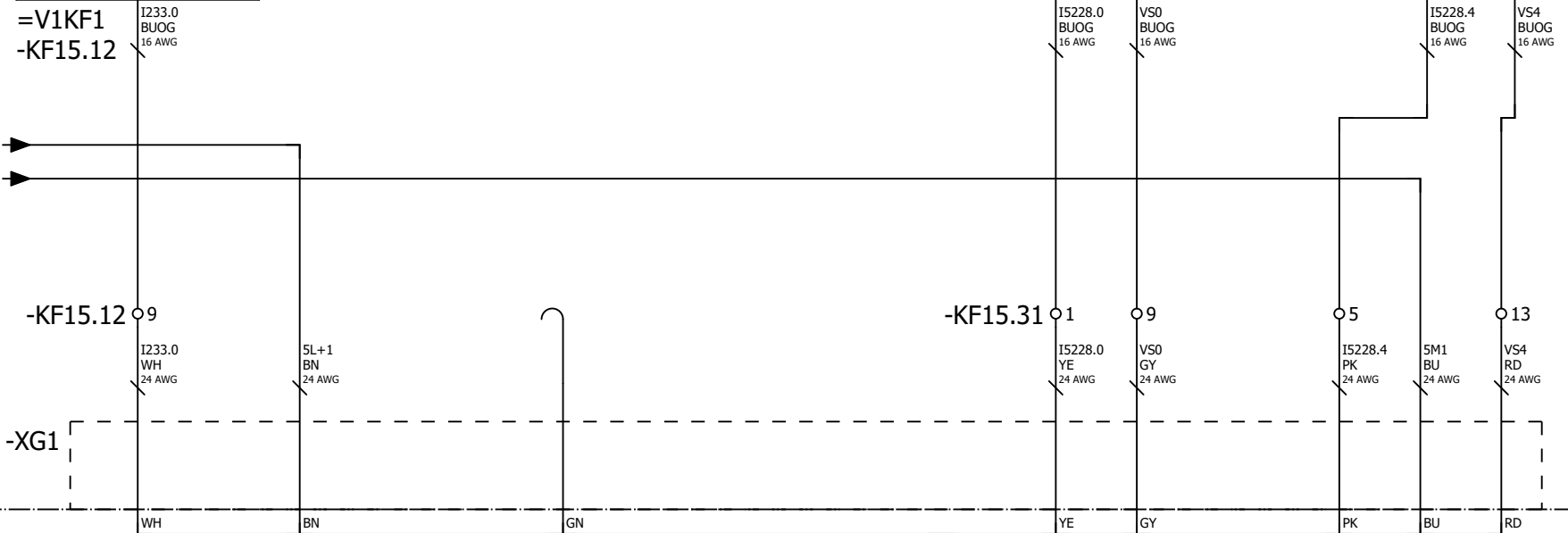
S435 Operator Emergency Stop Ch1  
=V1SF0SF3+V1UC73-SF1.4  
=V1KF1+.UC15/13.2

S435 Operator Emergency Stop Ch2  
=V1SF0SF3+V1UC73-SF1.6  
=V1KF1+.UC15/13.2

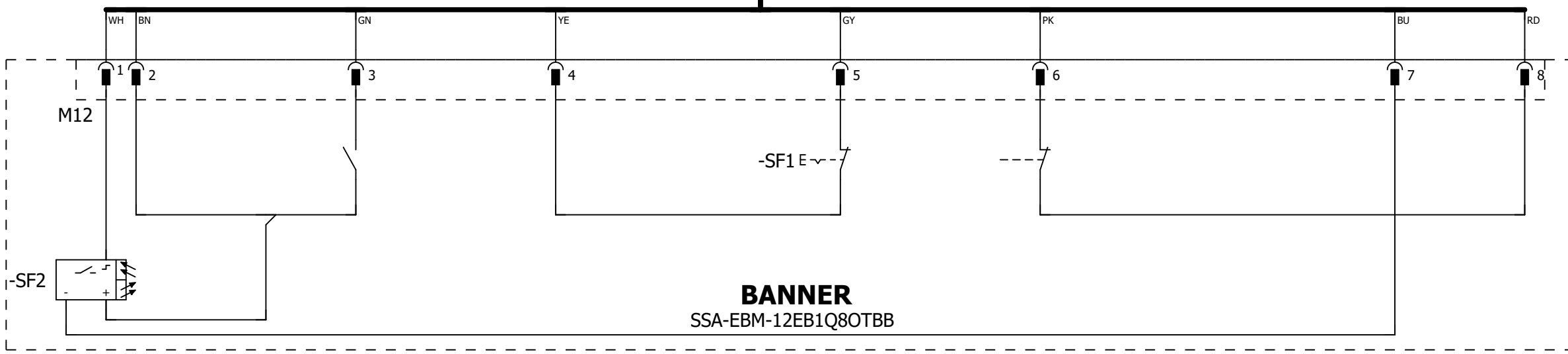


=V1KF1 -KF15.12

=V1WC4+.UC15/6.1 / -5L+1  
=V1WC4+.UC15/6.1 / -5M1



-SF1  
SSA-EBM Series E-stop Box



**BANNER**  
SSA-EBM-12EB1Q80TBB



=V1SF0SF2+.UC72/1

=V1SF0SF4+.UC74/1

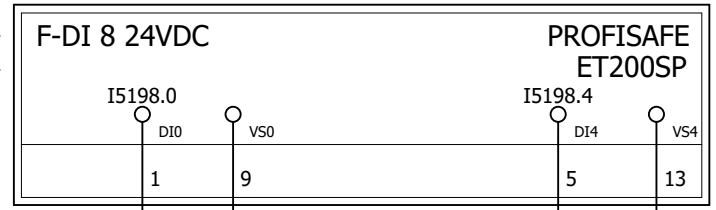
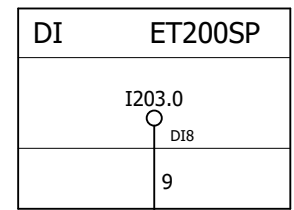
Date		3/22/2024	Volvo Trucks North America		Valiant TMS	S435 Operating box UC73 RB	Drawing name:		= V1SF0SF3
Ed.		MKLEPADLO	P6700 Closure Hang - Cell 2V14				=2V14&EFS_EL		+ V1UC73
Appr			Replacement of		Scale 1:1		Document type:		Page
Modification	Date	Name	Replaced by				EFS	Project nr:	22-16175
									436

=V1KF1+V1UC14

S445 Operator Run Button  
=V1SF0SF4+V1UC74-SF1.1  
=V1KF1+.UC14/11.2

S445 Operator Emergency Stop Ch1  
=V1SF0SF4+V1UC74-SF1.4  
=V1KF1+.UC14/13.2

S445 Operator Emergency Stop Ch2  
=V1SF0SF4+V1UC74-SF1.6  
=V1KF1+.UC14/13.2



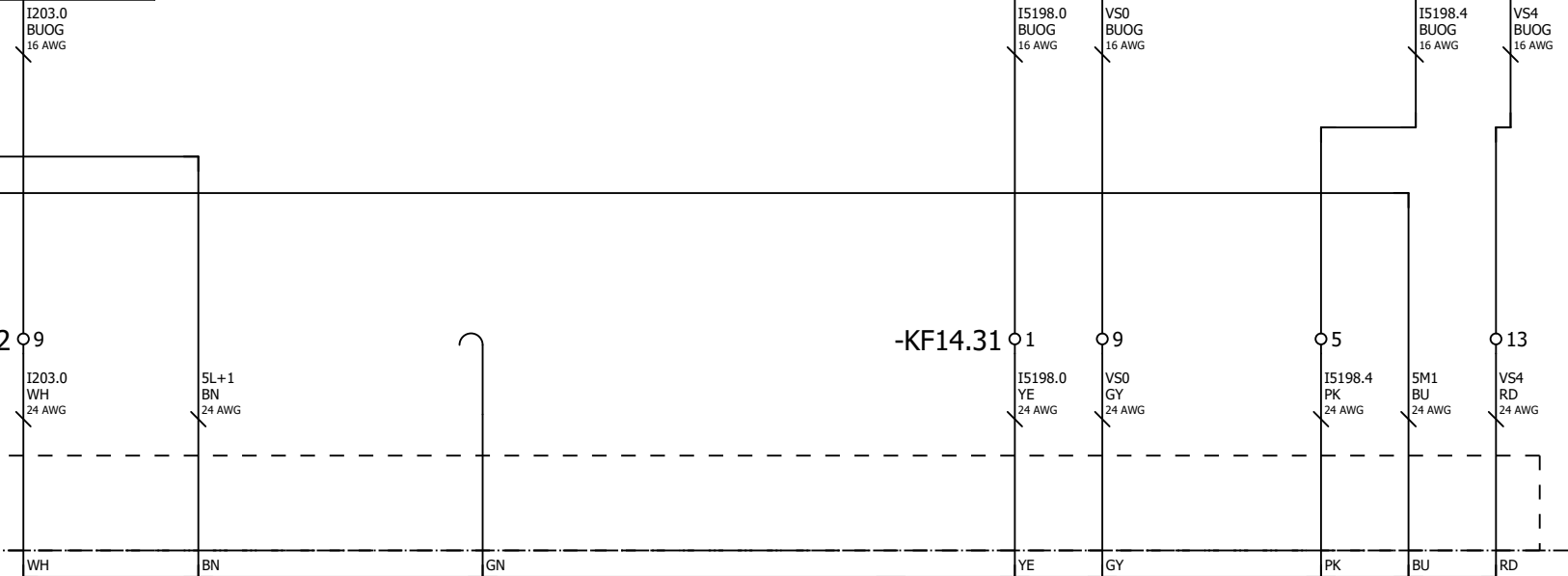
=V1KF1 -KF14.12

=V1WC4+.UC14/6.1 / -5L+1  
=V1WC4+.UC14/6.1 / -5M1

-KF14.12 9

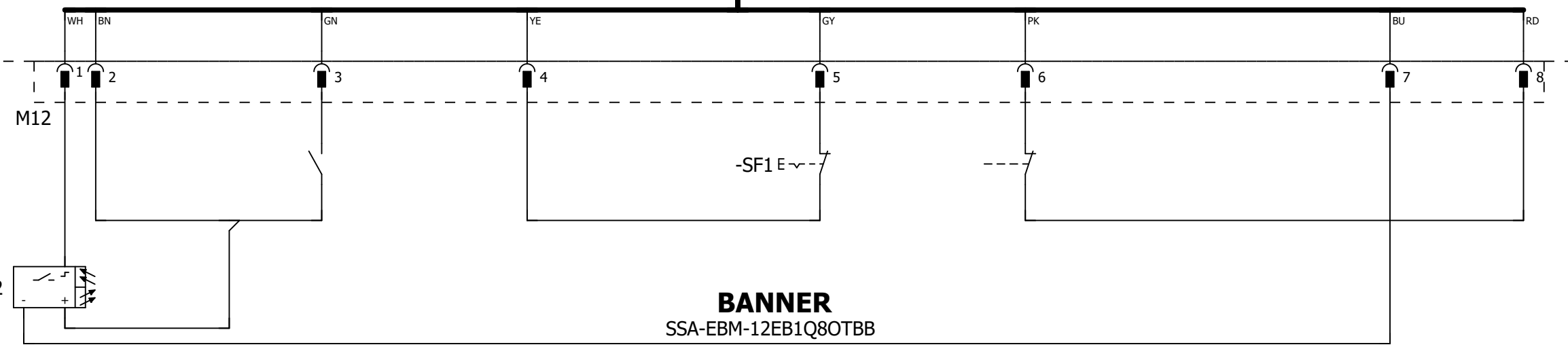
-KF14.31 1 9 5 13

-XG1



-W1  
WKC 8T-30-S1587 30m

-SF1  
SSA-EBM Series E-stop Box



**BANNER**  
SSA-EBM-12EB1Q80TBB



=V1SF0SF3+.UC73/1

=V1SF0SF5+.UC75/1

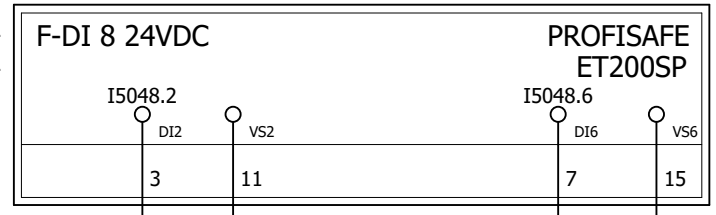
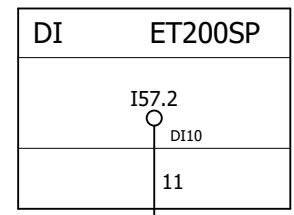
Date		3/18/2024	Volvo Trucks North America		Valiant TMS		S445 Operating box UC74 RB		Drawing name: =2V14&EFS_EL		= V1SF0SF4 + V1UC74	
Ed.		MKLEPADLO	P6700 Closure Hang - Cell 2V14		Scale 1:1				Document type: EFS		Project nr: 22-16175	
Appr.			Replacement of		Replaced by				Page		1	
Original									Page		436	

=V1KF1+V1UC11

S455 Operator Run Button  
=V1SF0SF5+V1UC75-SF1.1  
=V1KF1+.UC11/14.2

S455 Operator Emergency Stop Ch1  
=V1SF0SF5+V1UC75-SF1.4  
=V1KF1+.UC11/16.2

S455 Operator Emergency Stop Ch2  
=V1SF0SF5+V1UC75-SF1.6  
=V1KF1+.UC11/16.2



=V1KF1 -KF11.14

=V1WC4+.UC11/5.4 / -3L+7  
=V1WC4+.UC11/5.4 / -3M7

-KF11.14 11

-KF11.31 3

11

7

15

-XG3

I57.2 BUOG 16 AWG  
I57.2 WH 24 AWG

3L+7 BN 24 AWG

I5048.2 BUOG 16 AWG  
I5048.2 YE 24 AWG

VS2 BUOG 16 AWG  
VS2 GY 24 AWG

I5048.6 BUOG 16 AWG  
I5048.6 PK 24 AWG

3M7 BU 24 AWG

VS6 BUOG 16 AWG  
VS6 RD 24 AWG

WH

BN

GN

YE

GY

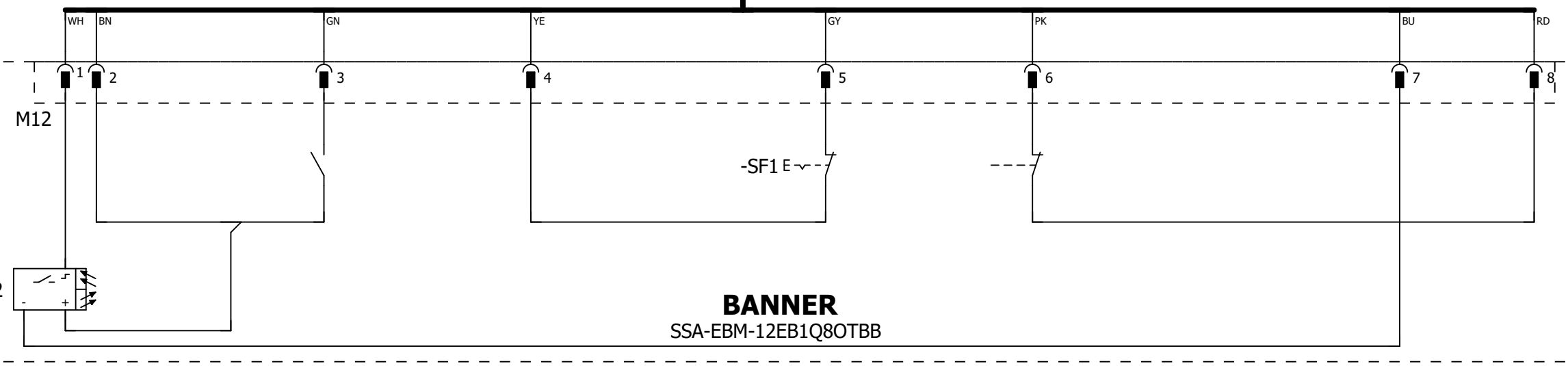
PK

BU

RD

-W1  
WKC 8T-40-S1587 40m

-SF1  
SSA-EBM Series E-stop Box



**BANNER**  
SSA-EBM-12EB1Q80TB



=V1SF0SF4+.UC74/1

=V1U435U01PF1+.U435U01/1

Date: 3/18/2024		Volvo Trucks North America		Valiant TMS		S455 Operating box UC75 RB		Drawing name: =2V14&EFS_EL		= V1SF0SF5	
Ed.: MKLEPADLO		P6700 Closure Hang - Cell 2V14		Scale 1:1				Document type: EFS		+ V1UC75	
Appr:		Replacement of		Replaced by				Project nr: 22-16175		Page 1	
Original										436	

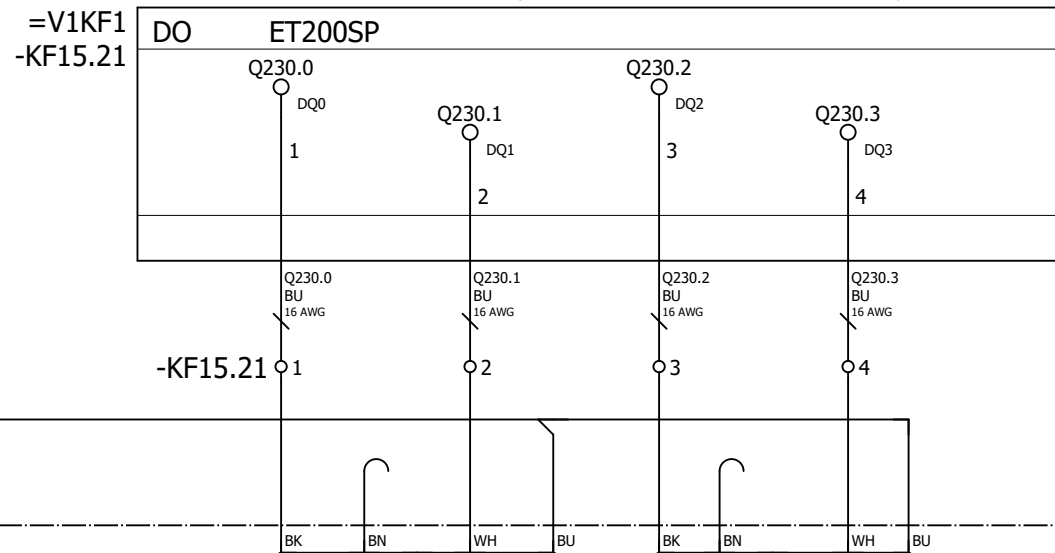
=V1KF1+V1UC15

S435 Pick Light 1 (Input 1)  
 =V1U435PF1+U01-PF1\_1  
 =V1KF1+.UC15/12.2

S435 Pick Light 1 (Input 2)  
 =V1U435PF1+U01-PF1\_2  
 =V1KF1+.UC15/12.2

S435 Pick Light 1 (Input 3)  
 =V1U435PF1+U01-PF1\_3  
 =V1KF1+.UC15/12.2

S435 Pick Light 1 (Not Used)  
 =V1U435PF1+U01-PF1\_4  
 =V1KF1+.UC15/12.2



-W1.1 RKC 4.4T-25-RSC 4.4T/S3060 25m

-W1.2 RKC 4.4T-25-RSC 4.4T/S3060 25m

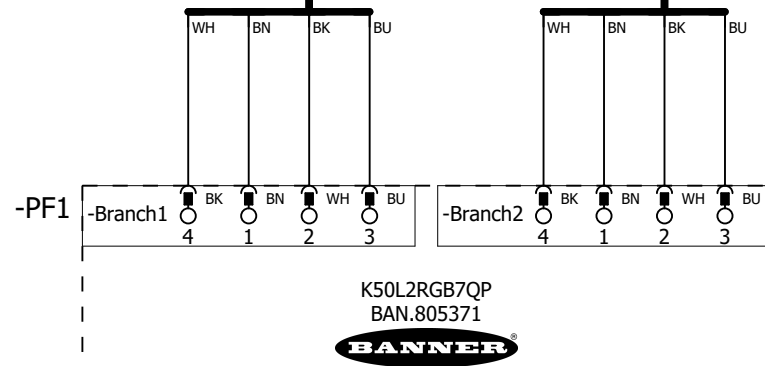


Table 1: Default Color Definition

	Red	Yellow	Green	Cyan	Blue	Magenta	White
Input 1	X	X				X	X
Input 2		X	X	X			X
Input 3				X	X	X	X

=V1SF0SF5+.UC75/1

=V1U435U01PF2/1

Date		3/21/2024	Volvo Trucks North America		Valiant TMS	S435 Station Dome Light 1	Drawing name:		= V1U435U01PF1
Ed.		MKLEPADLO	P6700 Closure Hang - Cell 2V14				=2V14&EFS_EL		+ V1U435U01
Appr.			Replacement of		Scale 1:1	Document type:		EFS	Project nr: 22-16175
Original			Replaced by			Page		1	
Modification	Date	Name	Original						436

=V1KF1+V1UC15

S435 Pick Light 2 (Input 1)  
 =V1U435PF2+U01-PF1\_1  
 =V1KF1+.UC15/12.2

S435 Pick Light 2 (Input 2)  
 =V1U435PF2+U01-PF1\_2  
 =V1KF1+.UC15/12.2

S435 Pick Light 2 (Input 3)  
 =V1U435PF2+U01-PF1\_3  
 =V1KF1+.UC15/12.2

S435 Pick Light 2 (Not Used)  
 =V1U435PF2+U01-PF1\_4  
 =V1KF1+.UC15/12.2

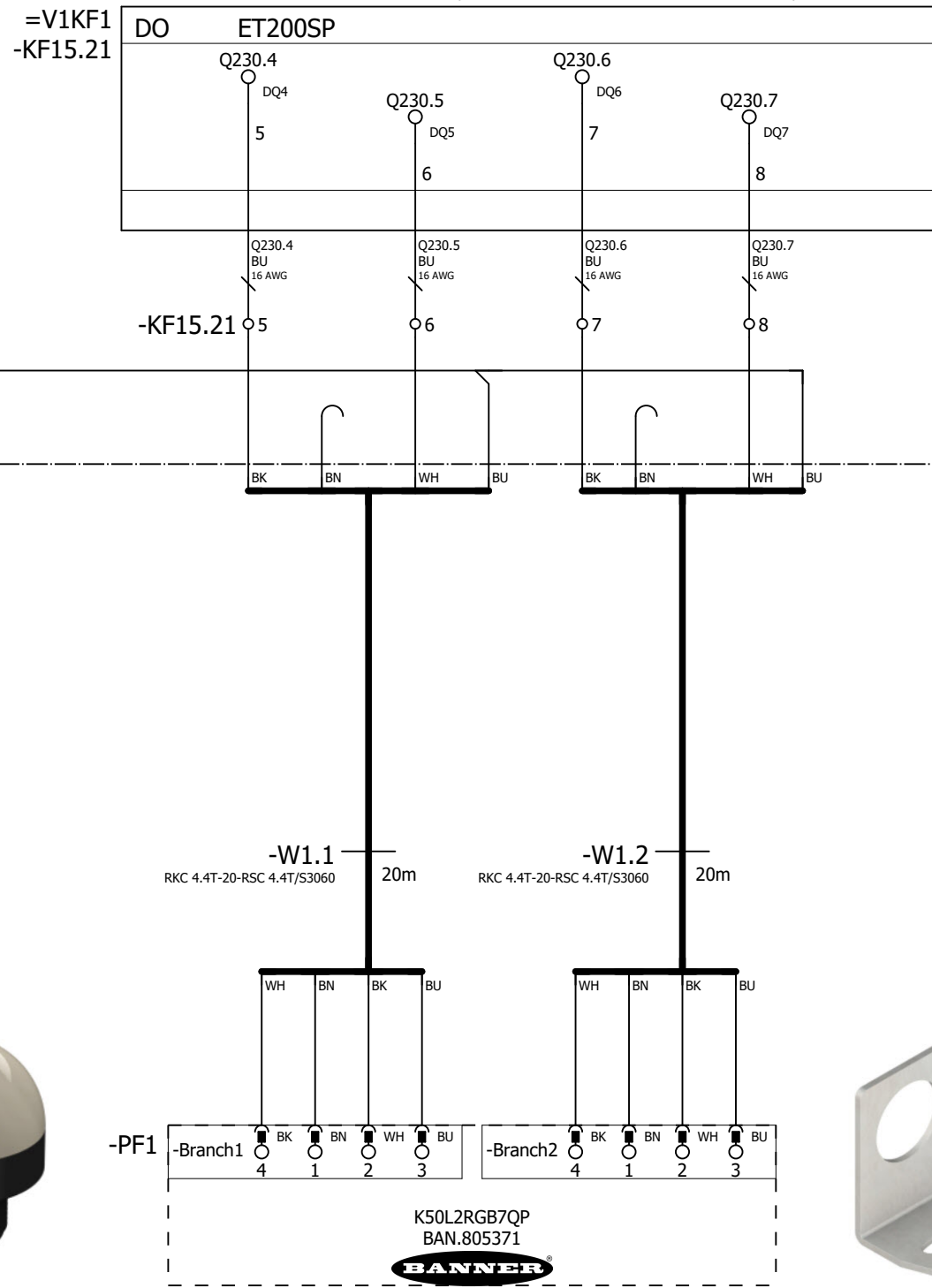


Table 1: Default Color Definition

	Red	Yellow	Green	Cyan	Blue	Magenta	White
Input 1	X	X				X	X
Input 2		X	X	X			X
Input 3				X	X	X	X

=V1U435U01PF1/1

=V1U445U01PF1+.U445U01/1

Date		3/21/2024	Volvo Trucks North America		Valiant TMS	S435 Station Dome Light 2	Drawing name:		= V1U435U01PF2				
Ed.		MKLEPADLO	P6700 Closure Hang - Cell 2V14				=2V14&EFS_EL		+ V1U435U01				
Appr.			Replacement of		Scale 1:1	Document type:		EFS	Project nr:		22-16175	Page	1
Modification	Date	Name	Original	Replaced by		EFS		22-16175				436	

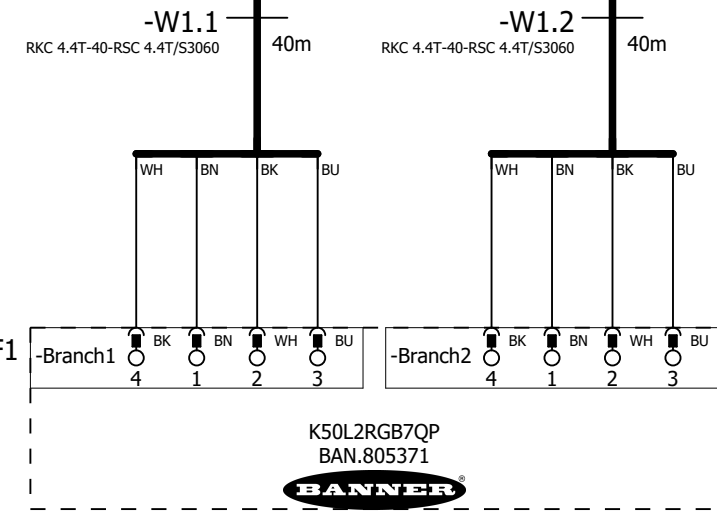
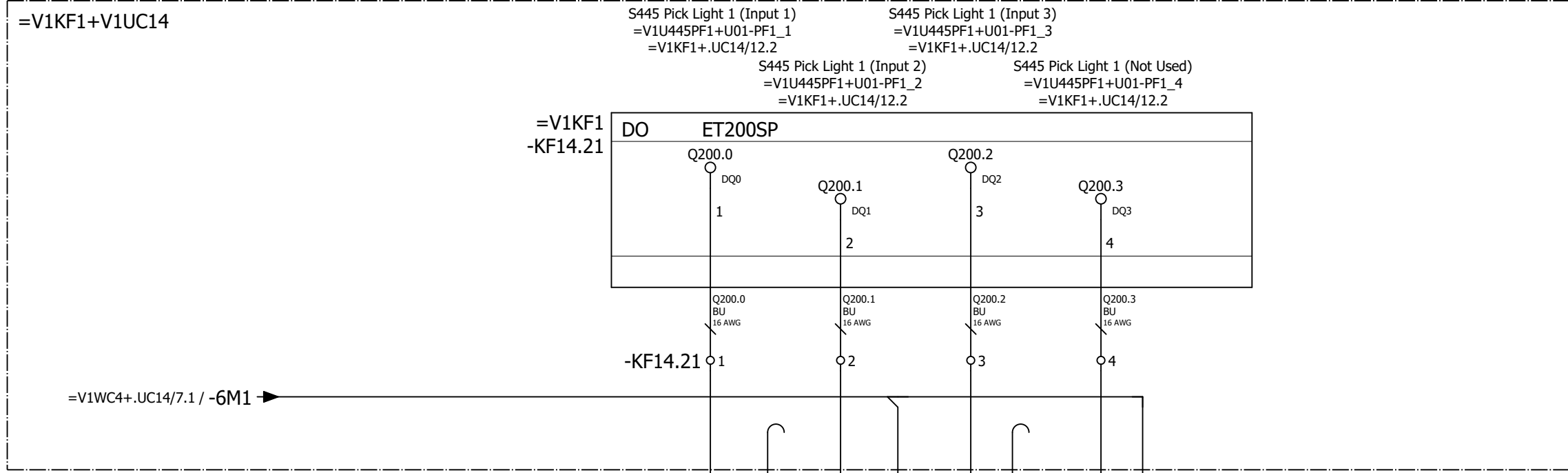


Table 1: Default Color Definition

	Red	Yellow	Green	Cyan	Blue	Magenta	White
Input 1	X	X				X	X
Input 2		X	X	X			X
Input 3				X	X	X	X

=V1U435U01PF2+.U435U01/1

=V1U445U01PF2/1

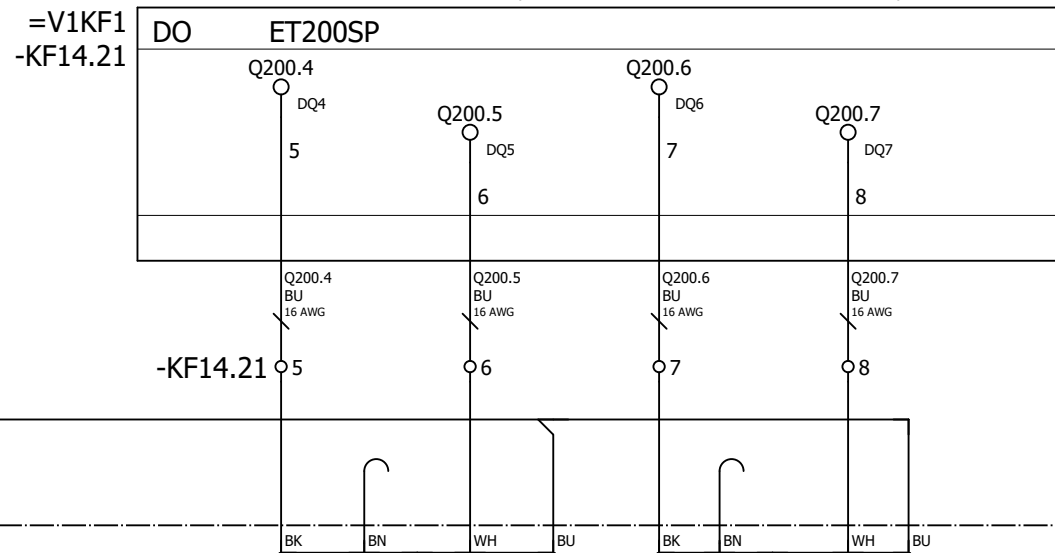
=V1KF1+V1UC14

S445 Pick Light 2 (Input 1)  
 =V1U445PF2+U01-PF1\_1  
 =V1KF1+.UC14/12.2

S445 Pick Light 2 (Input 2)  
 =V1U445PF2+U01-PF1\_2  
 =V1KF1+.UC14/12.2

S445 Pick Light 2 (Input 3)  
 =V1U445PF2+U01-PF1\_3  
 =V1KF1+.UC14/12.2

S445 Pick Light 2 (Not Used)  
 =V1U445PF2+U01-PF1\_4  
 =V1KF1+.UC14/12.2



=V1WC4+.UC14/7.2 / -6M1

-W1.1 RKC 4.4T-30-RSC 4.4T/S3060 30m

-W1.2 RKC 4.4T-30-RSC 4.4T/S3060 30m

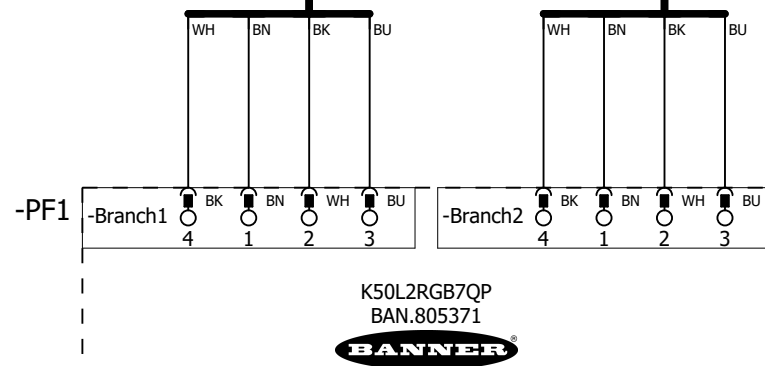


Table 1: Default Color Definition

	Red	Yellow	Green	Cyan	Blue	Magenta	White
Input 1	X	X				X	X
Input 2		X	X	X			X
Input 3				X	X	X	X

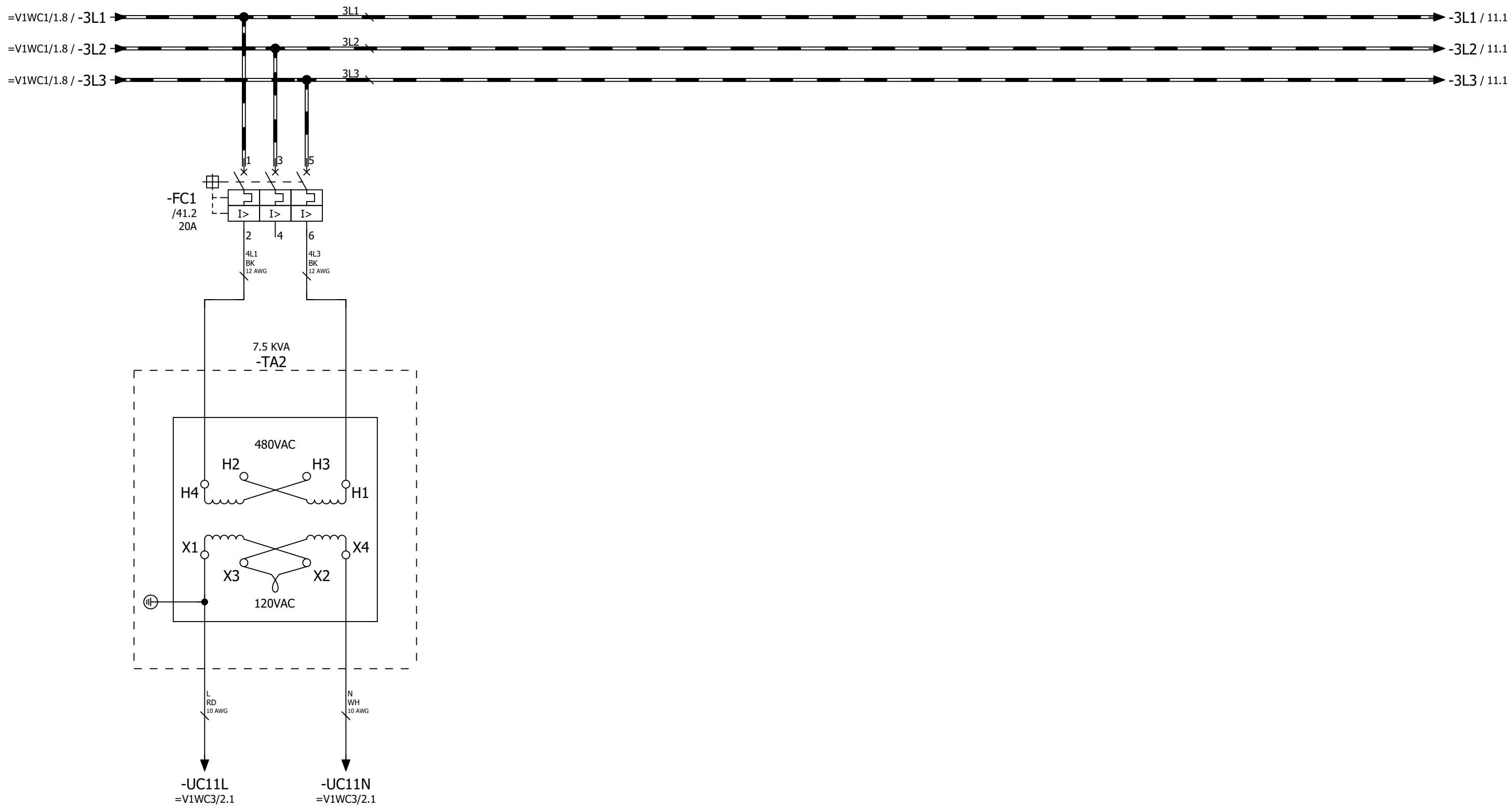
=V1U445U01PF1/1

=V1WC1+.UC11/1

Date		3/20/2024	Volvo Trucks North America		Valiant TMS	S445 Station Dome Light 2	Drawing name:		= V1U445U01PF2
Ed.		MKLEPADLO	P6700 Closure Hang - Cell 2V14				=2V14&EFS_EL		+ V1U445U01
Appr			Replacement of		Scale 1:1		Document type:		Project nr:
Modification	Date	Name	Original	Replaced by			EFS	22-16175	Page
									436

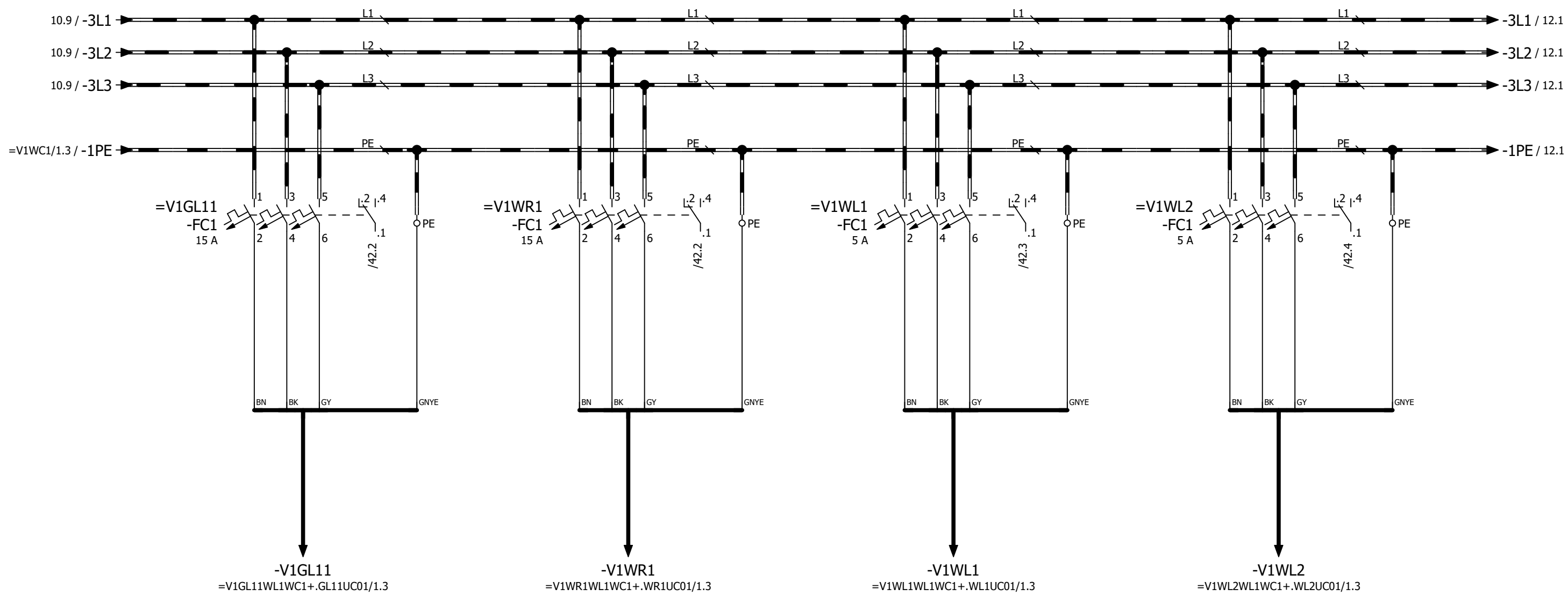






Power Distribution =V1UC11

Date	3/18/2024	Volvo Trucks North America	Valiant TMS	Power distribution 480 VAC	Drawing name:		= V1WC2
Ed.	MKLEPADLO	P6700 Closure Hang - Cell 2V14			=2V14&EFS_EL		+ V1UC11
Appr		Replacement of	Replaced by	Scale 1:1	Document type:	Project nr:	Page
Modification	Date	Name	Original		EFS	22-16175	10
							436



Power Distribution  
=V1GL11

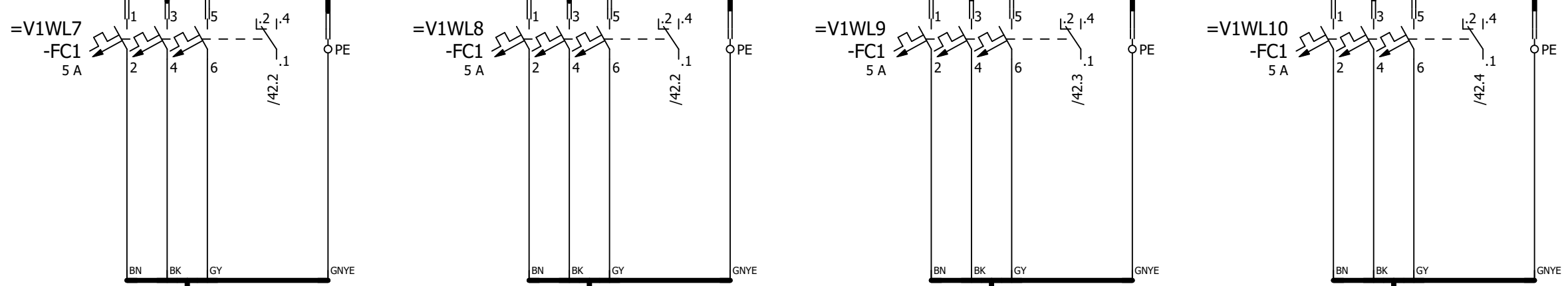
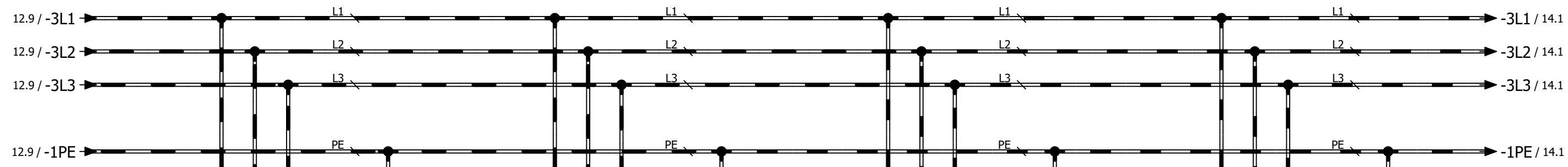
Power Distribution  
=V1WR1

Power Distribution  
=V1WL1

Power Distribution  
=V1WL2

Date		3/18/2024		Volvo Trucks North America		Valiant TMS		Power distribution 480 VAC		Drawing name: =2V14&EFS_EL		= V1WC2	
Ed.		MKLEPADLO		P6700 Closure Hang - Cell 2V14		Scale 1:1				Document type: EFS		Project nr: 22-16175	
Appr				Replacement of		Replaced by				Page		11	
Modification		Date		Name		Original				Page		436	





-V1WL7  
=V1WL7WL1WC1+.WL7UC01/1.3

-V1WL8  
=V1WL8WL1WC1+.WL8UC01/1.3

-V1WL9  
=V1WL9WL1WC1+.WL9UC01/1.3

-V1WL10  
=V1WL10WL1WC1+.WL10UC01/1.3


Power Distribution  
=V1WL7

Power Distribution  
=V1WL8


Power Distribution  
=V1WL9

Power Distribution  
=V1WL10

Date		3/18/2024		Volvo Trucks North America		Valiant TMS		Power distribution 480 VAC		Drawing name: =2V14&EFS_EL		= V1WC2	
Ed.		MKLEPADLO		P6700 Closure Hang - Cell 2V14		Scale 1:1				Document type: EFS		Project nr: 22-16175	
Appr				Replacement of		Replaced by				Page		13	
Modification		Date		Name		Original				Page		436	



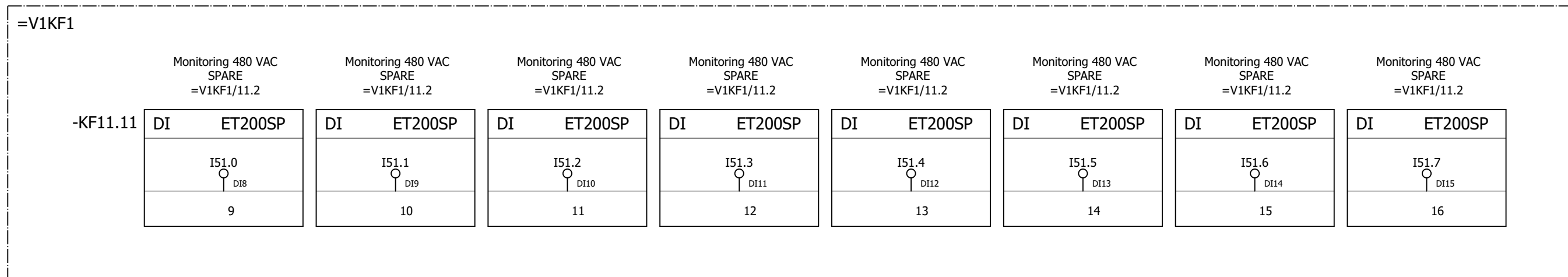
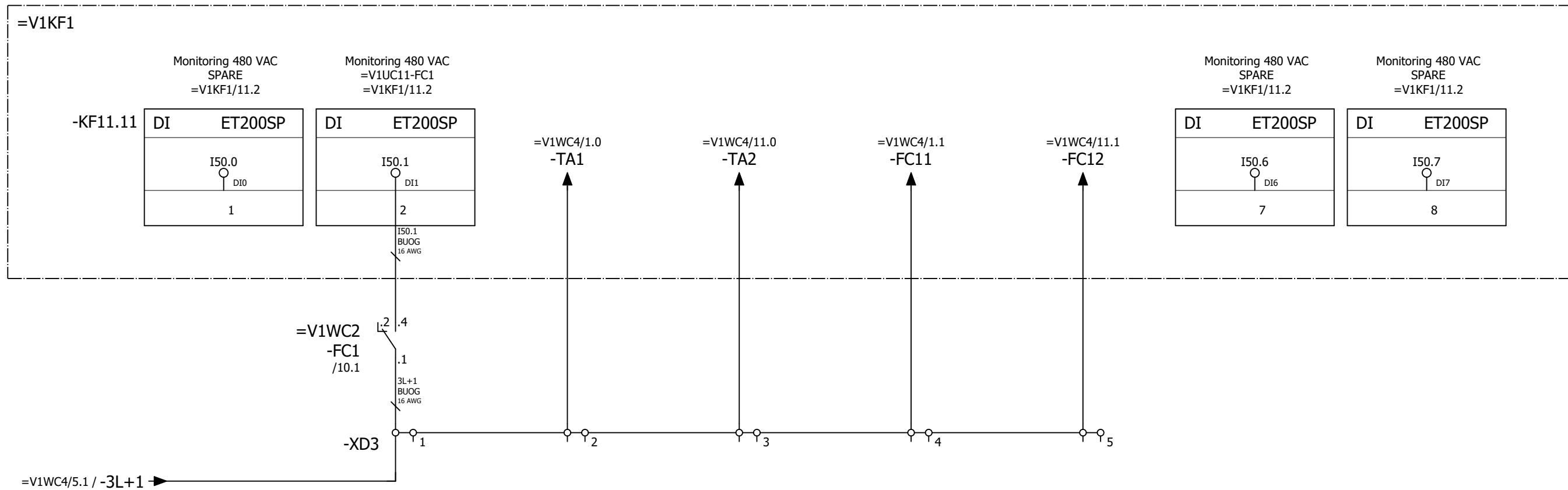
Power Distribution  
=V1WL11

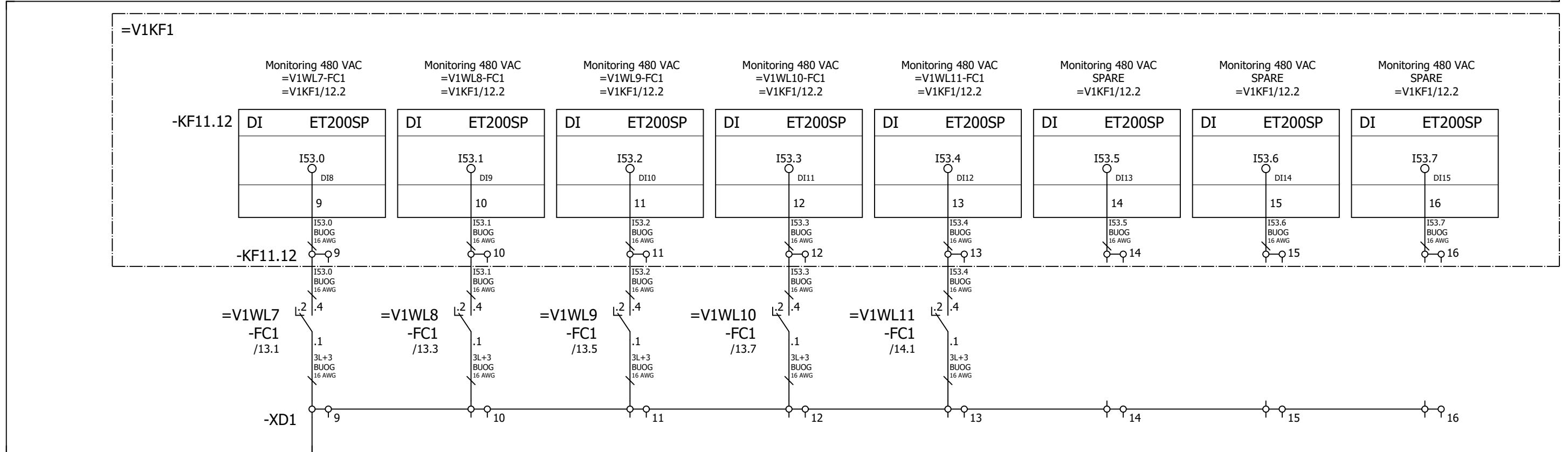
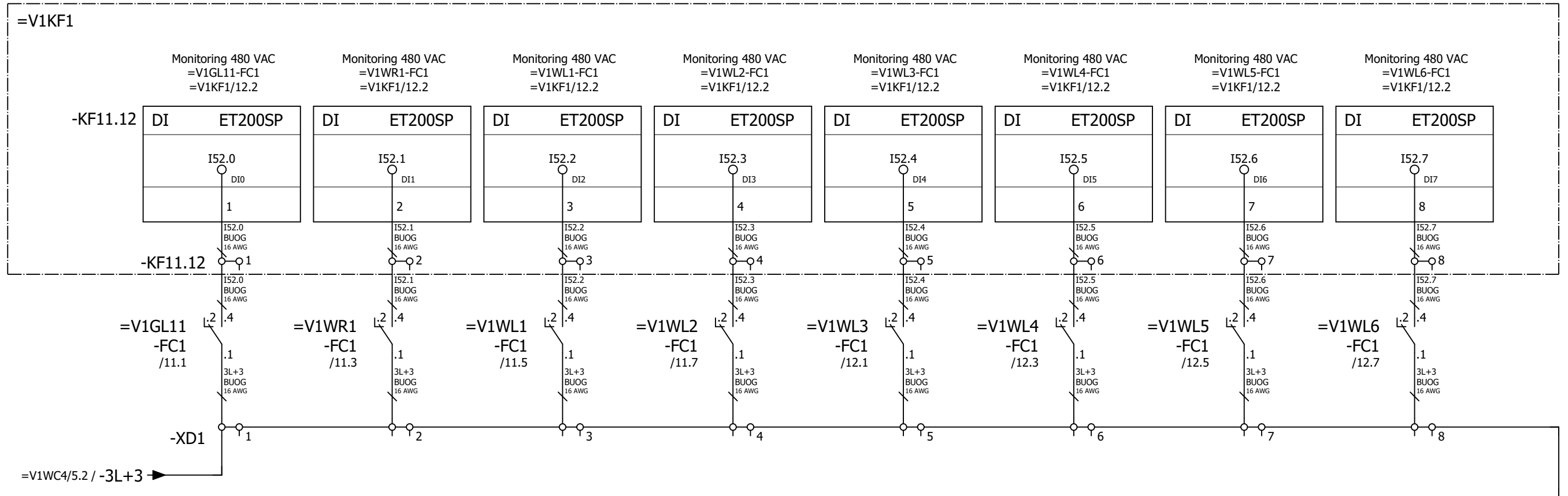
Date		3/18/2024		Volvo Trucks North America			Valiant TMS		Power distribution 480 VAC		Drawing name: =2V14&EFS_EL		= V1WC2		
Ed.		MKLEPADLO		P6700 Closure Hang - Cell 2V14			Scale 1:1				Document type: EFS		Project nr: 22-16175		+ V1UC11
Modification	Date	Name	Original	Replacement of	Replaced by							Page	14		
													Page	436	

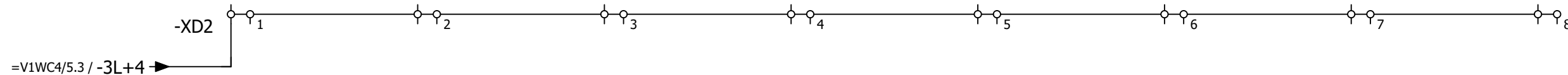
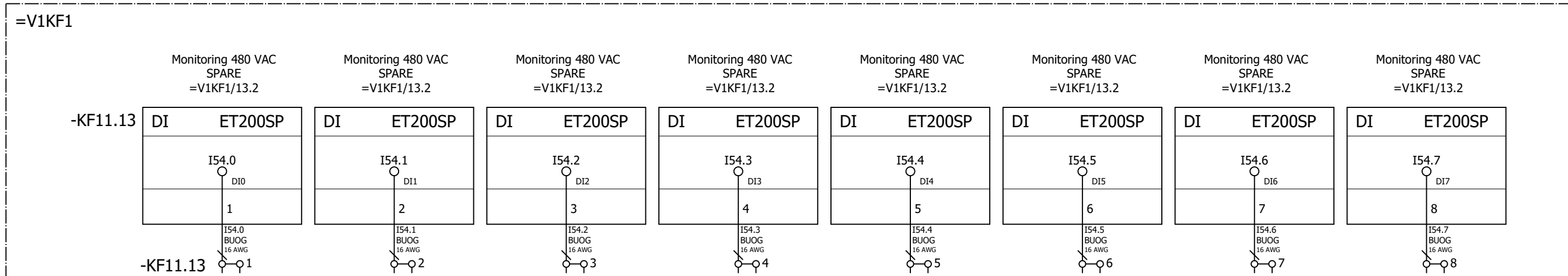






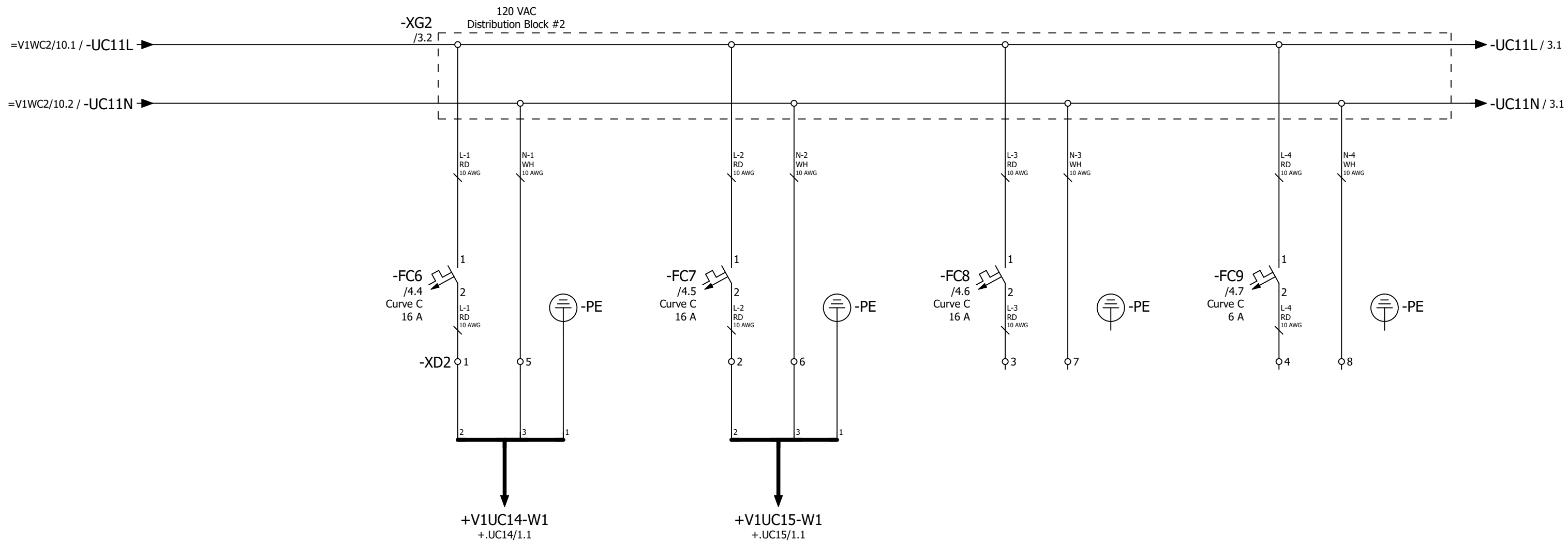






Date		3/18/2024	Volvo Trucks North America		Valiant TMS	Power distribution 480 VAC monitoring	Drawing name:		= V1WC2
Ed.		MKLEPADLO	P6700 Closure Hang - Cell 2V14				=2V14&EFS_EL		+ V1UC11
Appr			Replacement of		Scale 1:1		Document type:		Page 43
Modification	Date	Name	Replaced by				EFS		Project nr:
							22-16175		





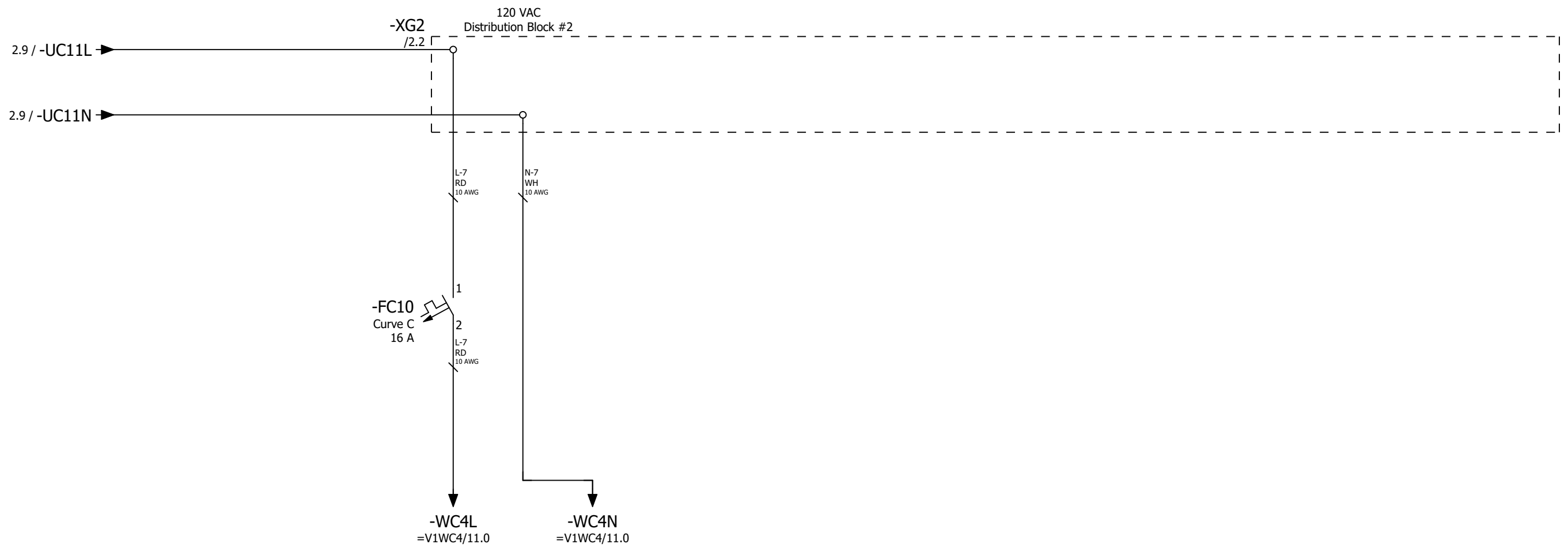
Power Distribution  
120 VAC  
V1UC14 (RIO)

Power Distribution  
120 VAC  
V1UC15 (RIO)


Power Distribution  
120 VAC  
(SPARE)

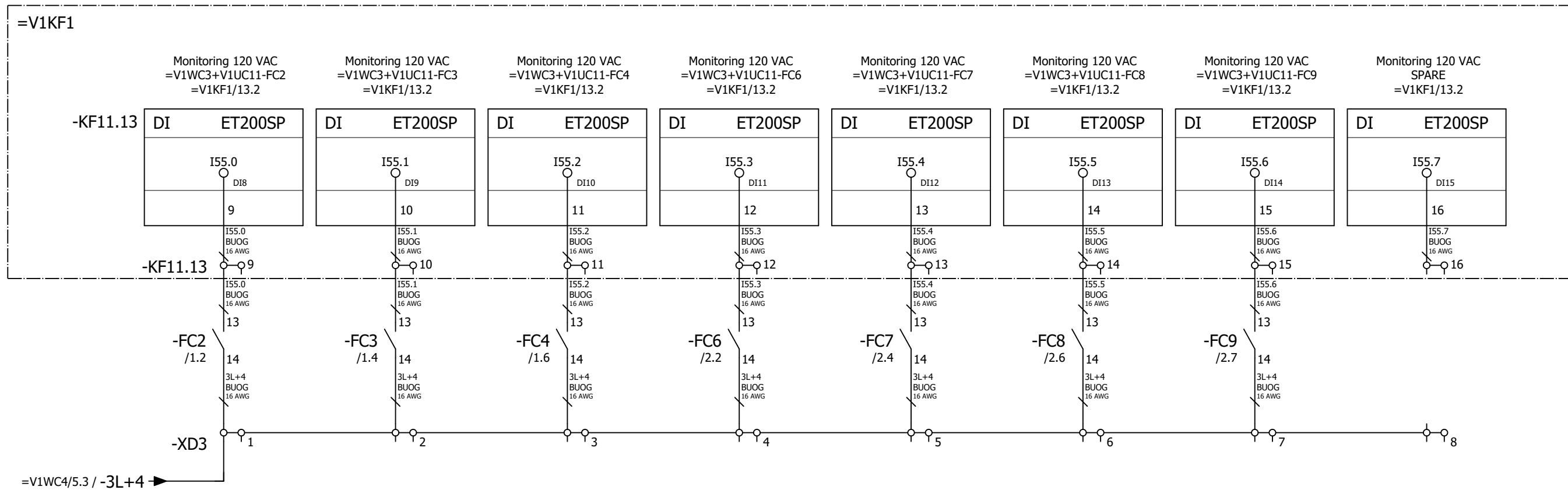
Power Distribution  
120 VAC  
(SPARE)

1			Date	3/18/2024	Volvo Trucks North America		Valiant TMS	Power Distribution 120 VAC (Below Disconnect)	Drawing name: =2V14&EFS_EL	= V1WC3 + V1UC11	
			Ed.	MKLEPADLO	P6700 Closure Hang - Cell 2V14				Document type: EFS	Project nr: 22-16175	Page 2
Modification	Date	Name	Original		Replacement of	Replaced by	Scale 1:1				436

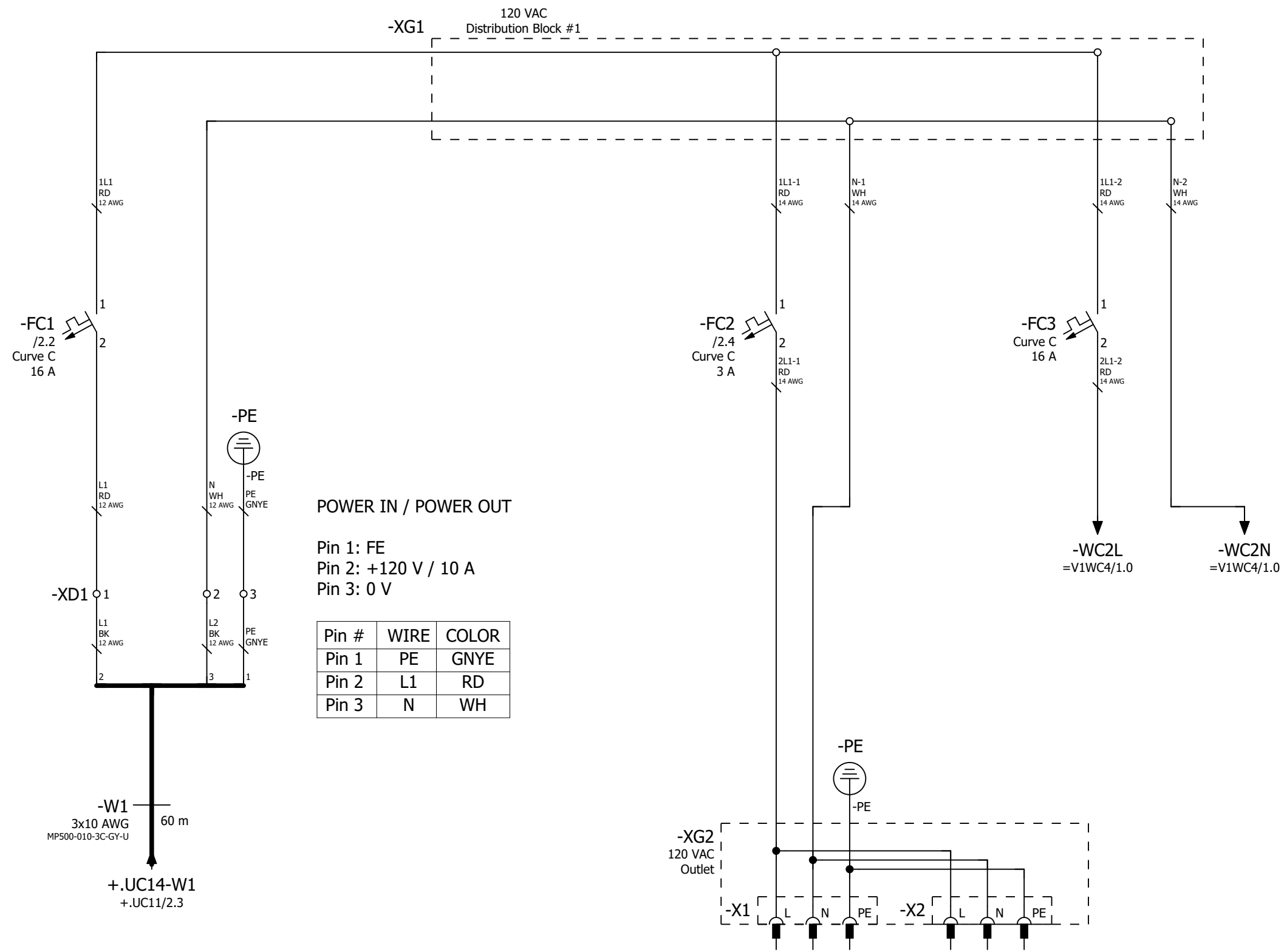


Power  
Distribution  
120 VAC  
To Below Disconnect 24VDC Power Supply

2				Date	3/18/2024	Volvo Trucks North America	 Valiant TMS	Power Distribution 120 VAC (Below Disconnect)	Drawing name: =2V14&EFS_EL		= V1WC3
			Ed.	MKLEPADLO	P6700 Closure Hang - Cell 2V14	Document type: EFS			Project nr: 22-16175	Page 3	
Modification	Date	Name	Original	Replacement of	Replaced by	Scale 1:1				Page 436	



Date		3/18/2024		Volvo Trucks North America		Valiant TMS		Power distribution 120 VAC monitoring (Above Disconnect)		Drawing name: =2V14&EFS_EL		= V1WC3 + V1UC11	
Ed.		MKLEPADLO		P6700 Closure Hang - Cell 2V14		Scale 1:1				Document type: EFS		Project nr: 22-16175	
Appr.				Replacement of		Replaced by						Page 4	
Modification		Date		Name		Original						Page 436	



POWER IN / POWER OUT

Pin 1: FE  
 Pin 2: +120 V / 10 A  
 Pin 3: 0 V

Pin #	WIRE	COLOR
Pin 1	PE	GNYE
Pin 2	L1	RD
Pin 3	N	WH

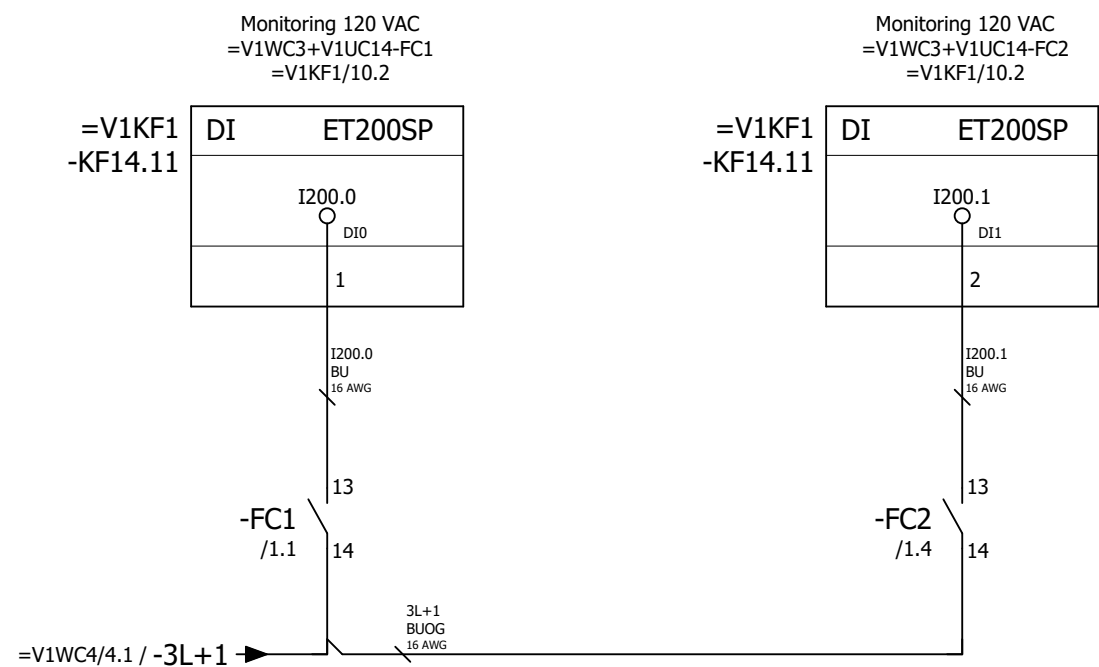
Power Distribution  
 120 VAC  
 Programming Port

Power Distribution  
 120 VAC  
 To 24VDC Power Supply

+ .UC11/4

2

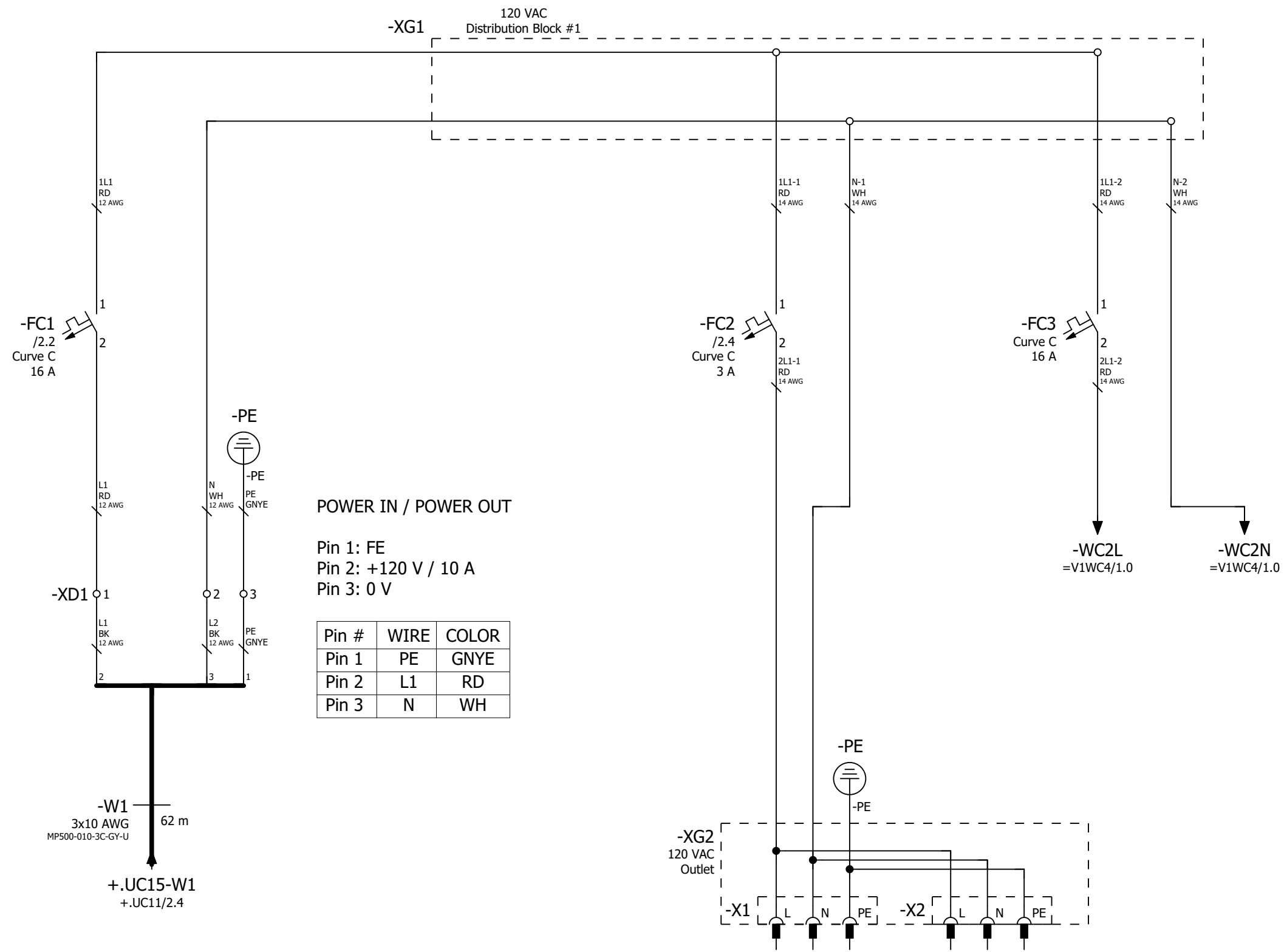




1

+.UC15/1

Date		3/18/2024		Volvo Trucks North America		Valiant TMS		Monitoring 120VAC		Drawing name: =2V14&EFS_EL		= V1WC3 + V1UC14	
Ed.		MKLEPADLO		P6700 Closure Hang - Cell 2V14		Scale 1:1				Document type: EFS		Project nr: 22-16175	
Appr				Replacement of		Replaced by				Page		2	
Modification		Date		Name		Original				Page		436	



POWER IN / POWER OUT

Pin 1: FE  
Pin 2: +120 V / 10 A  
Pin 3: 0 V

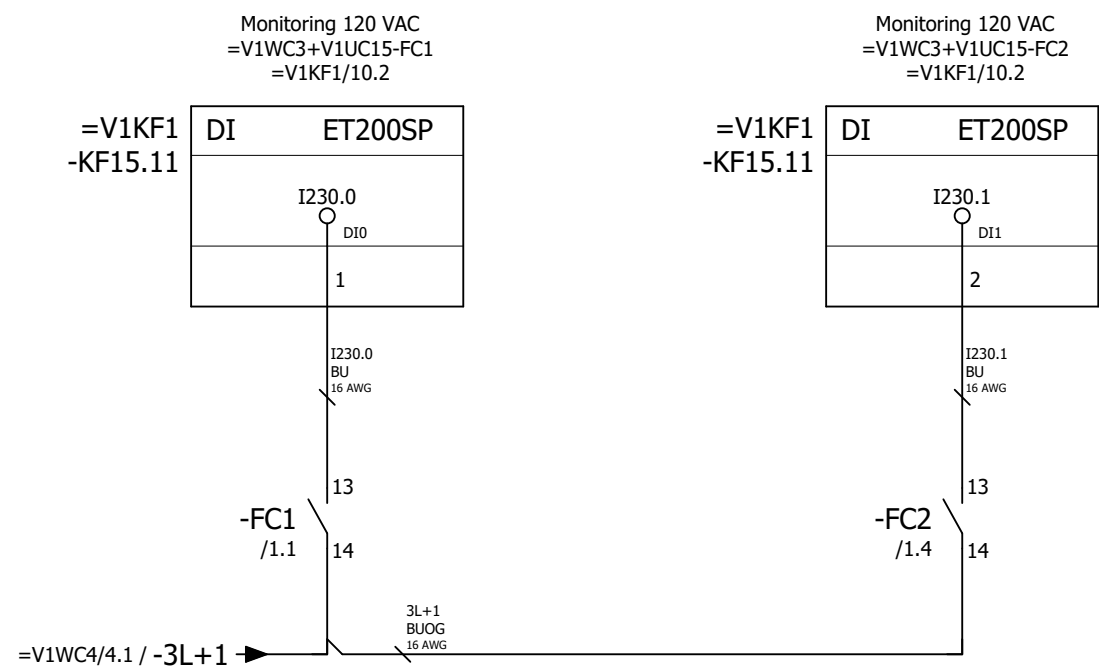
Pin #	WIRE	COLOR
Pin 1	PE	GNYE
Pin 2	L1	RD
Pin 3	N	WH

Power  
Distribution  
120 VAC  
Programing Port

Power  
Distribution  
120 VAC  
To 24VDC Power Supply


+.UC14/2

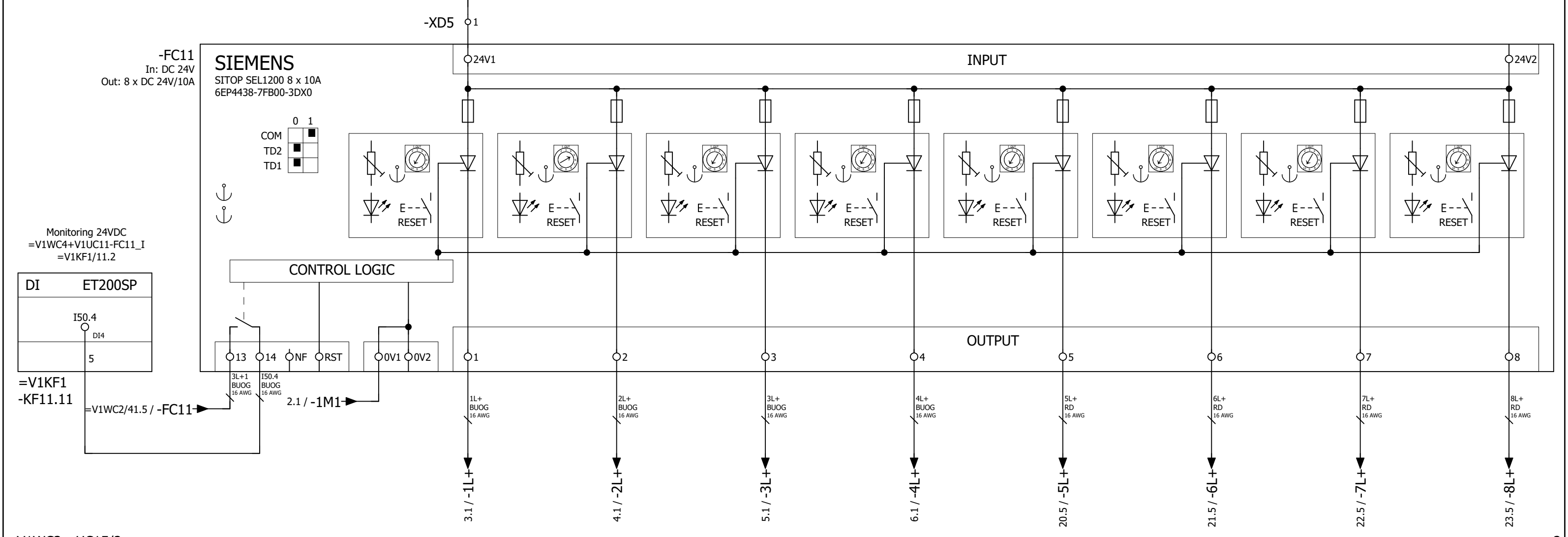
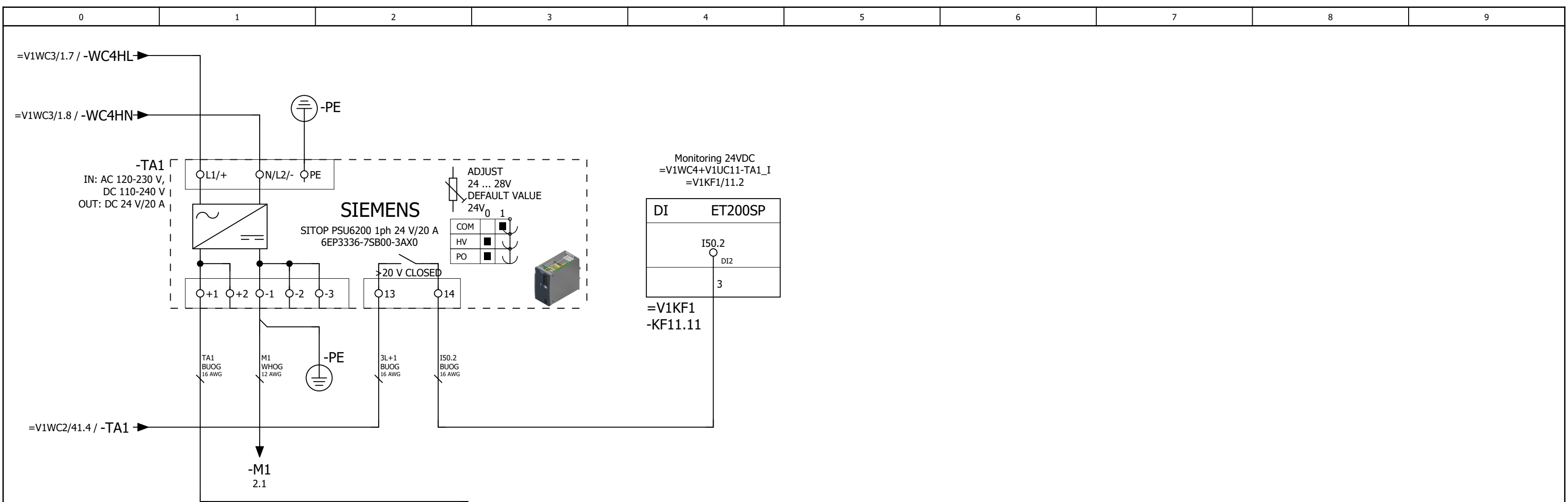
2




1


=V1WC4+.UC11/1


Date	3/18/2024	Volvo Trucks North America	 Valiant TMS Monitoring 120VAC	Drawing name:	= V1WC3
Ed.	MKLEPADLO	P6700 Closure Hang - Cell 2V14		Drawing name:	=2V14&EFS_EL
Appr		Replacement of	Scale 1:1	Document type:	Project nr:
Original		Replaced by		EFS	22-16175
Modification	Date	Name			Page
					2
					436






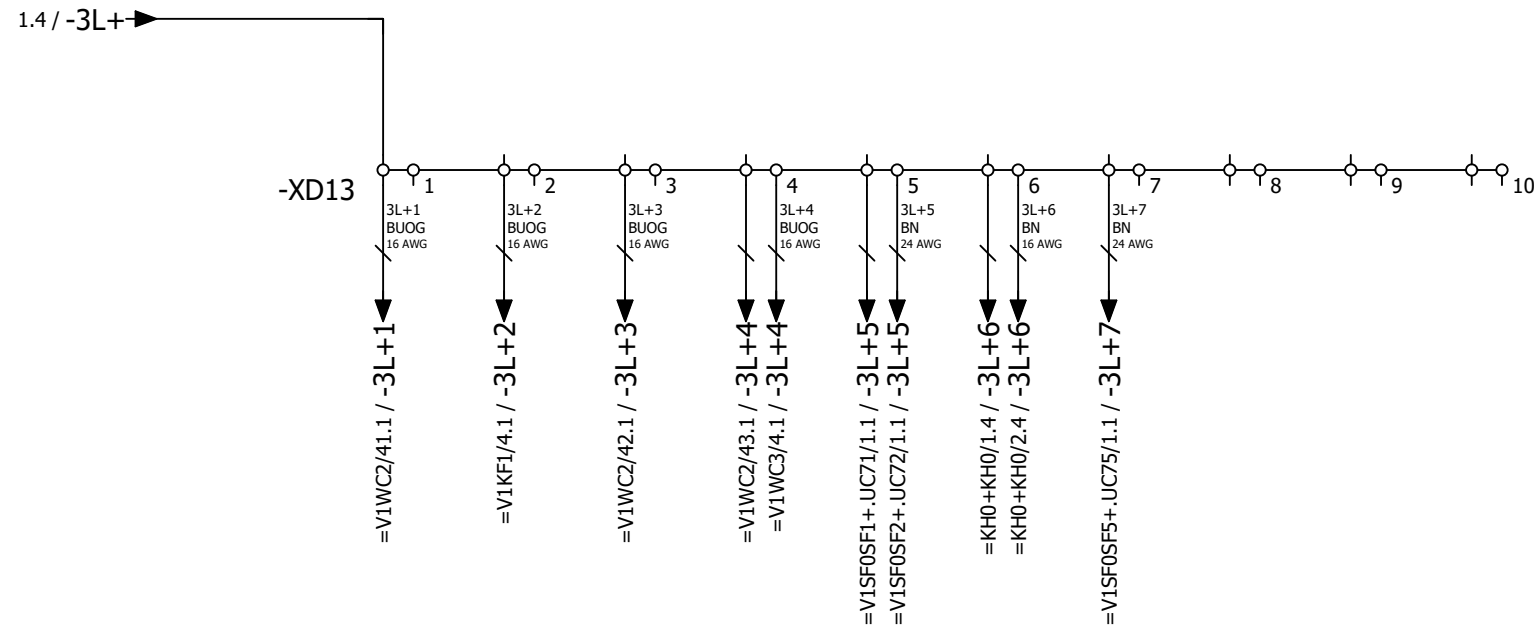
			Date	3/18/2024	Volvo Trucks North America		Valiant TMS	Power distribution 24VDC HL+	Drawing name:		= V1WC4
			Ed.	MKLEPADLO	P6700 Closure Hang - Cell 2V14				=2V14&EFS_EL		+ V1UC11
			Appr.						Document type:	Project nr:	Page
Modification	Date	Name	Original		Replacement of	Replaced by	Scale 1:1		EFS	22-16175	2
											436



		Date	3/18/2024	Volvo Trucks North America		 Valiant TMS	Power distribution 24VDC 1L+		Drawing name: =2V14&EFS_EL		= V1WC4
		Ed.	MKLEPADLO	P6700 Closure Hang - Cell 2V14					Document type: EFS		Project nr: 22-16175
Modification	Date	Name	Original	Replacement of	Replaced by	Scale 1:1			Page	3	
										436	



			Date	3/18/2024	Volvo Trucks North America	 Valiant TMS	Power distribution 24VDC 2L+		Drawing name:		= V1WC4	
			Ed.	MKLEPADLO			P6700 Closure Hang - Cell 2V14		=2V14&EFS_EL		+ V1UC11	
			Appr				Replacement of	Replaced by	Scale 1:1	Document type:	Project nr:	Page
Modification	Date	Name	Original					EFS	22-16175		436	



Power feedback signals  
Distribution Modules

Power Input Cards (DI+FDI)

Power feedback signals  
Circuit Breakers

Power feedback signals  
Circuit Breakers

Power Run Bars  
S420, S425

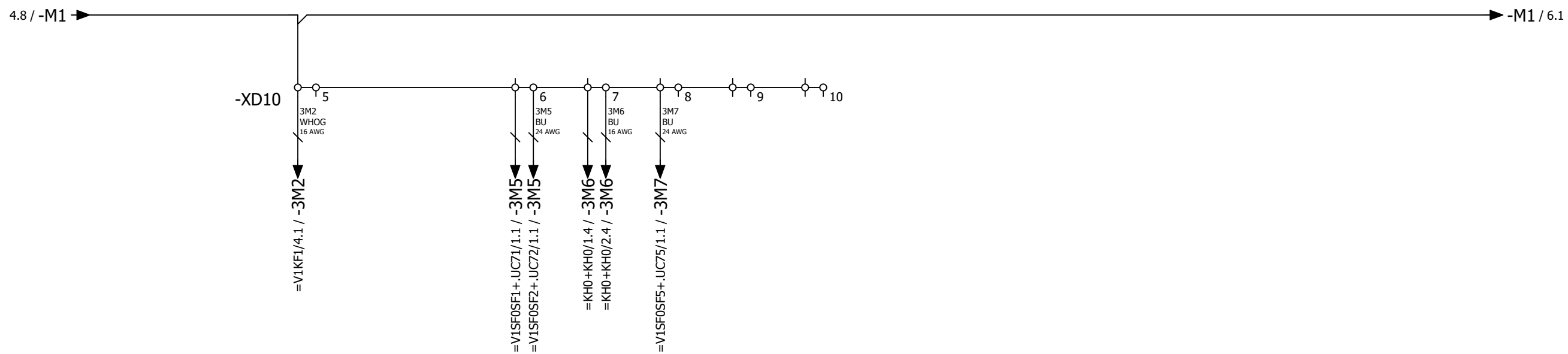
Power Main Air Monitoring,  
S425-GM1, S455-GM2

Power Run Bars  
S455

Spare


Spare


Spare



			Date	3/18/2024	Volvo Trucks North America	Valiant TMS	Power distribution 24VDC 3L+	Drawing name:		= V1WC4	
			Ed.	MKLEPADLO				=2V14&EFS_EL		+ V1UC11	
			Appr.					Document type:	EFS	Project nr:	22-16175
Modification	Date	Name	Original		Replacement of	Replaced by	Scale 1:1			436	





		Date	3/18/2024	Volvo Trucks North America		 Valiant TMS	Power distribution 24VDC 4L+		Drawing name:		= V1WC4
		Ed.	MKLEPADLO	P6700 Closure Hang - Cell 2V14					=2V14&EFS_EL		+ V1UC11
		Appr		Replacement of		Scale 1:1			Document type:	Project nr:	Page
Modification	Date	Name	Original	Replaced by					EFS	22-16175	6
										436	

Unswitched Power 1 (US)

6.8 / -M1


-M1 / 8.1

-XD10

13

5M1  
WHYE  
16 AWG

20.4 / -5M1

			Date	3/18/2024	Volvo Trucks North America		Valiant TMS	Power distribution 24VDC 5L+	Drawing name:		= V1WC4	
			Ed.	MKLEPADLO					=2V14&EFS_EL		+ V1UC11	
			Appr						Document type:	EFS	Project nr:	22-16175
Modification	Date	Name	Original		Replacement of	Replaced by	Scale 1:1				436	

Unswitched Power 2 (US)

7.8 / -M1


-M1 / 9.1

-XD10

14

6M1  
WHYE  
16 AWG

21.4 / -6M1

			Date	3/18/2024	Volvo Trucks North America		Valiant TMS	Power distribution 24VDC 6L+	Drawing name:		= V1WC4	
			Ed.	MKLEPADLO					=2V14&EFS_EL		+ V1UC11	
			Appr						Document type:	EFS	Project nr:	22-16175
Modification	Date	Name	Original		Replacement of	Replaced by	Scale 1:1				Page	436

Unswitched Power 3 (US)

8.8 / -M1


-M1 / 10.1

-XD10

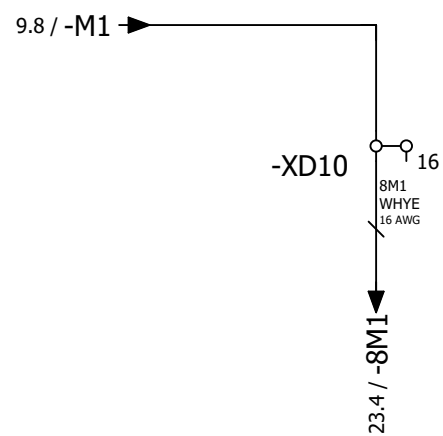
15


7M1  
WHYE  
16 AWG

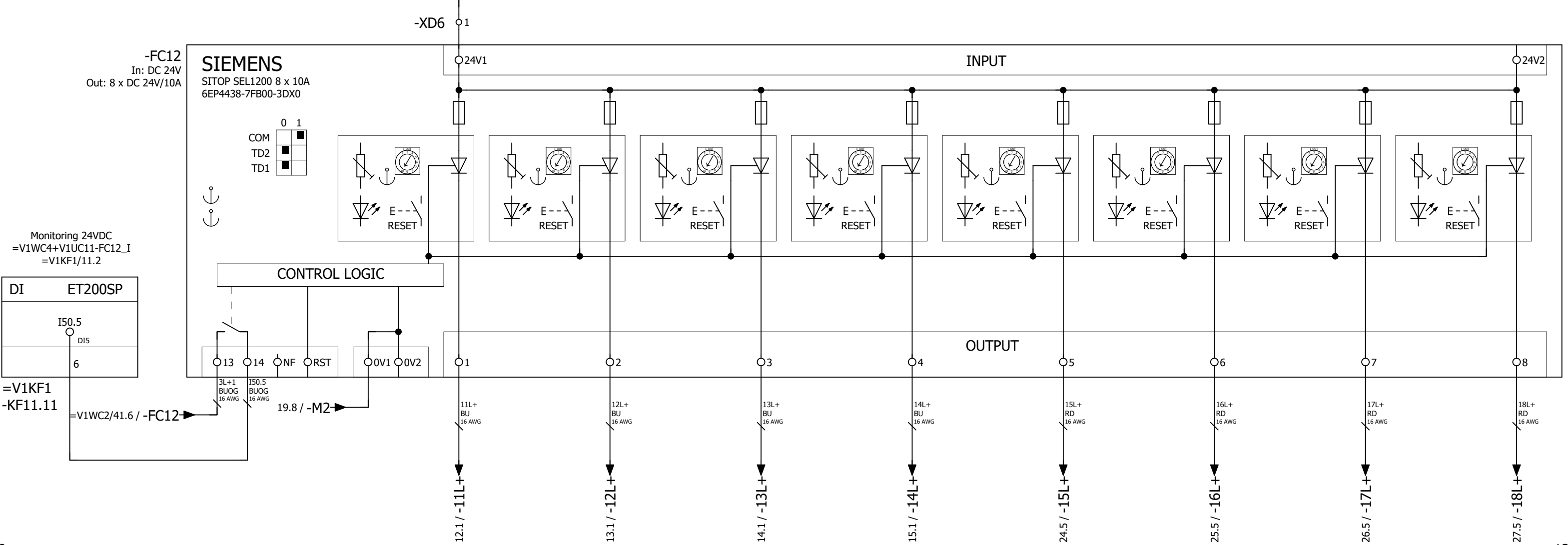
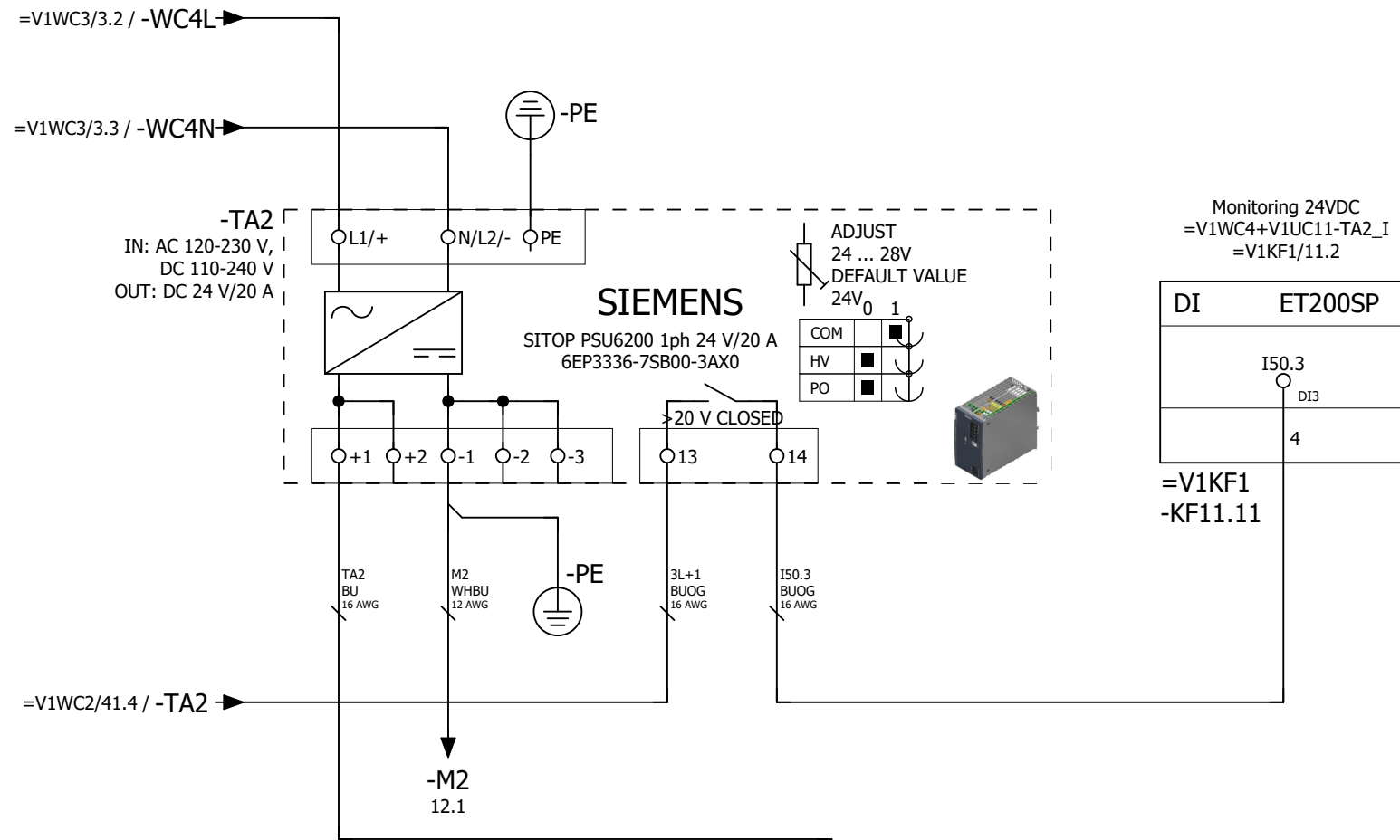
22.4 / -7M1

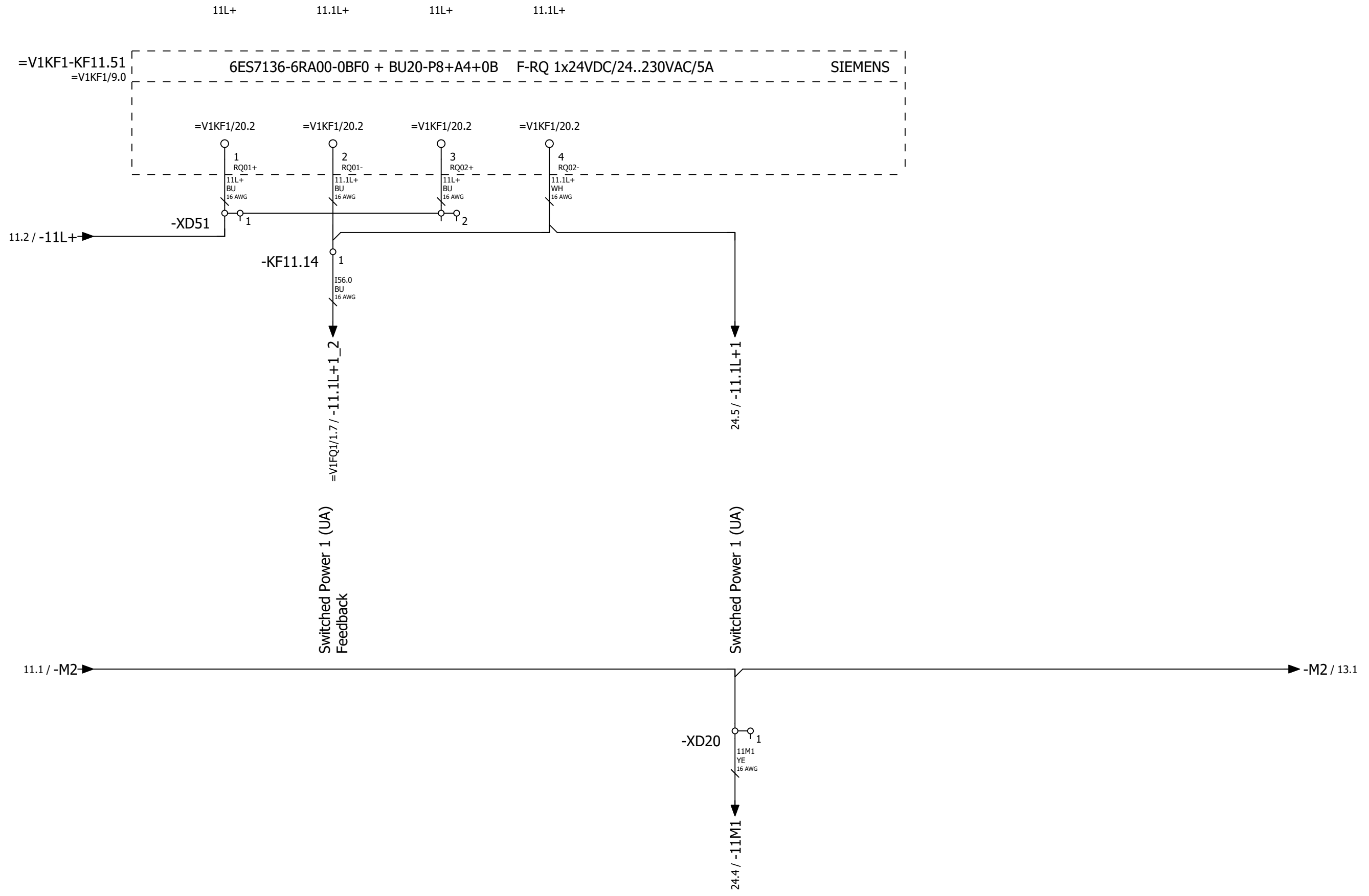
			Date	3/18/2024	Volvo Trucks North America		Valiant TMS	Power distribution 24VDC 7L+	Drawing name:		= V1WC4	
			Ed.	MKLEPADLO					=2V14&EFS_EL		+ V1UC11	
			Appr						Document type:	EFS	Project nr:	22-16175
Modification	Date	Name	Original		Replacement of	Replaced by	Scale 1:1				436	

Unswitched Power 4 (US)



			Date	3/18/2024	Volvo Trucks North America		Valiant TMS	Power distribution 24VDC 8L+	Drawing name:		= V1WC4	
			Ed.	MKLEPADLO					=2V14&EFS_EL		+ V1UC11	
			Appr						Document type:	EFS	Project nr:	22-16175
Modification	Date	Name	Original		Replacement of	Replaced by	Scale 1:1				436	

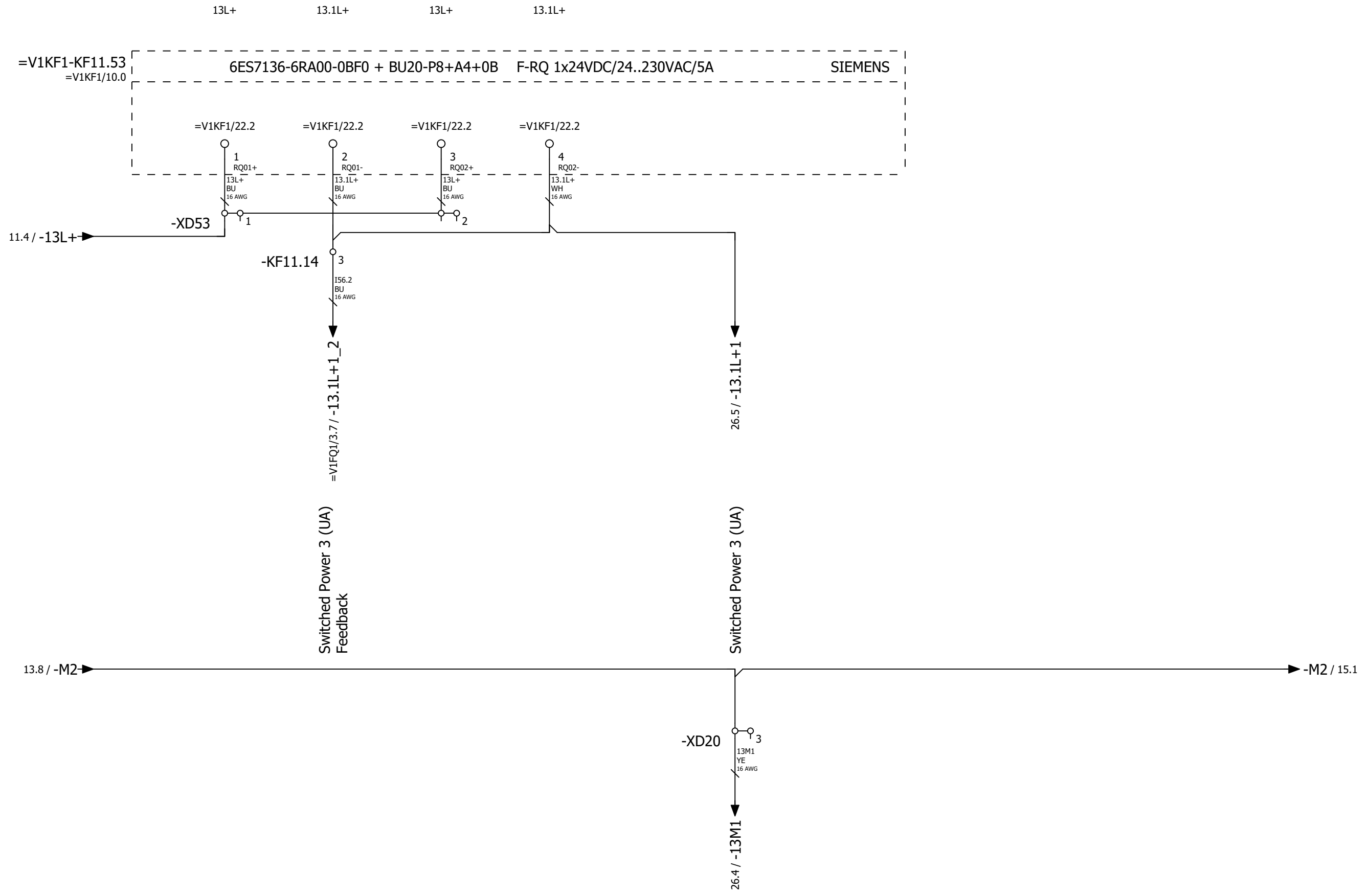




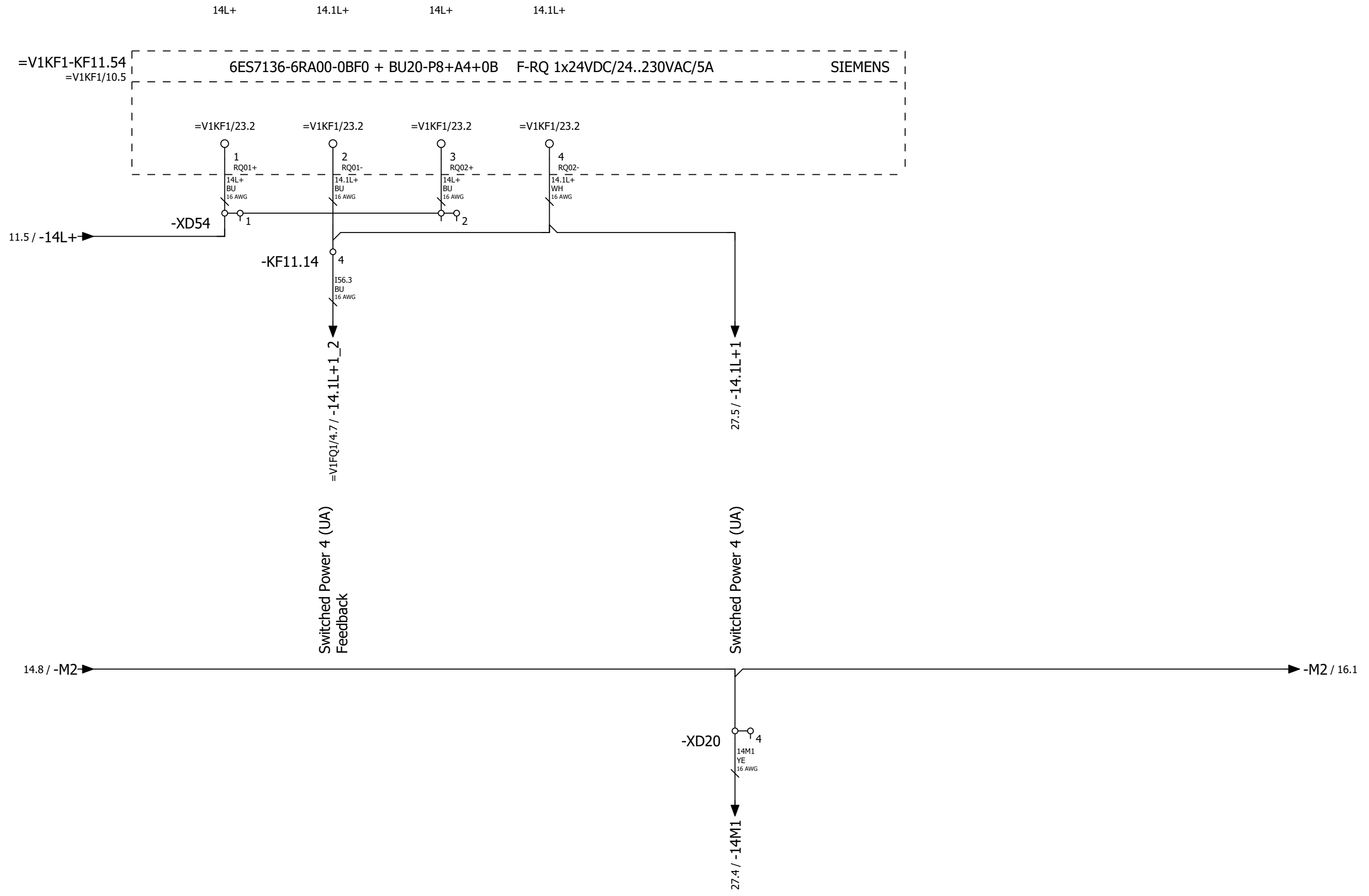
Date		3/18/2024		Volvo Trucks North America		Valiant TMS		Power distribution 24VDC 11L+		Drawing name:		= V1WC4	
Ed.		MKLEPADLO		P6700 Closure Hang - Cell 2V14						=2V14&EFS_EL		+ V1UC11	
Appr				Replacement of		Replaced by		Scale 1:1		Document type:		Project nr:	
Modification		Date		Name		Original				EFS		22-16175	
												Page	12
													436








			Date	3/18/2024	Volvo Trucks North America	Valiant TMS	Power distribution 24VDC 13L+	Drawing name:		= V1WC4	
			Ed.	MKLEPADLO				=2V14&EFS_EL		+ V1UC11	
			Appr					Document type:	EFS	Project nr:	22-16175
Modification	Date	Name	Original		Replacement of	Replaced by	Scale 1:1			Page	436




			Date	3/18/2024	Volvo Trucks North America	Valiant TMS	Power distribution 24VDC 14L+	Drawing name:		= V1WC4	
			Ed.	MKLEPADLO				=2V14&EFS_EL		+ V1UC11	
			Appr					Document type:	EFS	Project nr:	22-16175
Modification	Date	Name	Original		Replacement of	Replaced by	Scale 1:1			Page	436




			Date	3/18/2024	Volvo Trucks North America		Valiant TMS	Power distribution 24VDC 15L+	Drawing name:		= V1WC4	
			Ed.	MKLEPADLO					=2V14&EFS_EL		+ V1UC11	
			Appr.						Document type:	EFS	Project nr:	22-16175
Modification	Date	Name	Original		Replacement of	Replaced by	Scale 1:1				436	



			Date	3/18/2024	Volvo Trucks North America		Valiant TMS	Power distribution 24VDC 16L+	Drawing name:		= V1WC4
			Ed.	MKLEPADLO	P6700 Closure Hang - Cell 2V14				=2V14&EFS_EL		+ V1UC11
			Appr.						Document type:	Project nr:	Page
Modification	Date	Name	Original		Replacement of	Replaced by	Scale 1:1		EFS	22-16175	17
											436



			Date	3/18/2024	Volvo Trucks North America		Valiant TMS	Power distribution 24VDC 17L+	Drawing name:		= V1WC4	
			Ed.	MKLEPADLO					=2V14&EFS_EL		+ V1UC11	
			Appr.						Document type:	EFS	Project nr:	22-16175
Modification	Date	Name	Original		Replacement of	Replaced by	Scale 1:1				436	

Switched Power 4 (US)

18.8 / -M2


-M2 / 11.2

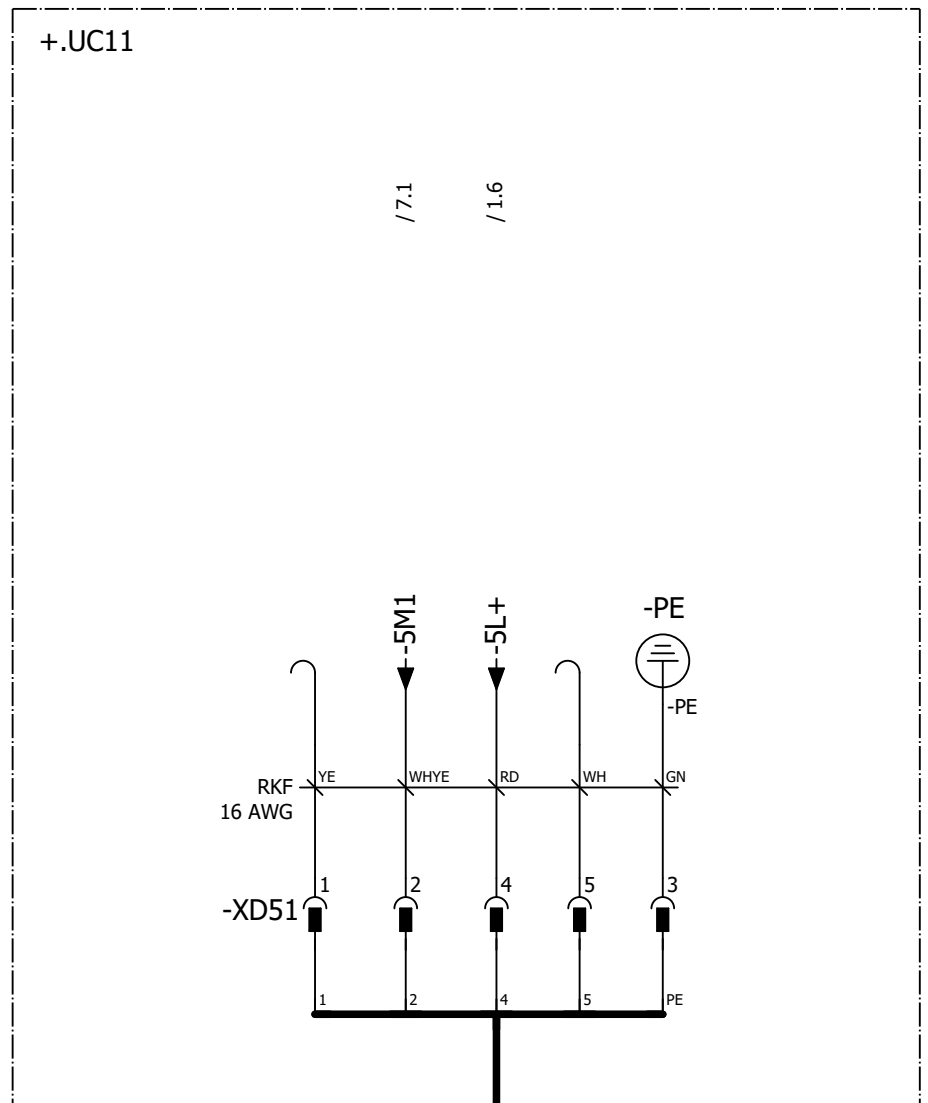
-XD20

8

18M1  
WHYE  
16 AWG

27.4 / -18M1

			Date	3/18/2024	Volvo Trucks North America		Valiant TMS	Power distribution 24VDC 18L+	Drawing name:		= V1WC4	
			Ed.	MKLEPADLO					=2V14&EFS_EL		+ V1UC11	
			Appr						Document type:	EFS	Project nr:	22-16175
Modification	Date	Name	Original		Replacement of	Replaced by	Scale 1:1				436	

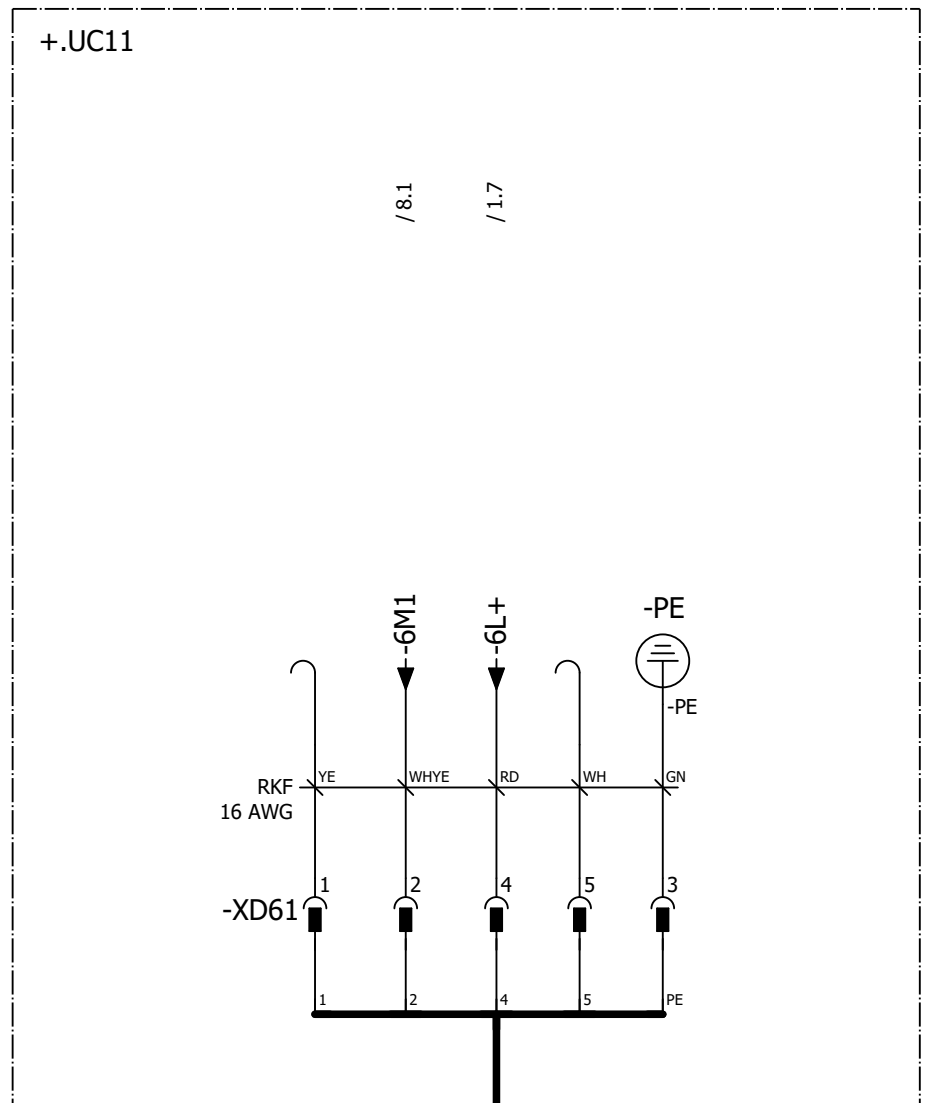


POWER IN / POWER OUT

- Pin 1: 0 V UA
- Pin 2: 0 V US
- Pin 3: FE
- Pin 4: +24 V US / 9 A
- Pin 5: +24 V UA / 9 A

Pin #	WIRE	COLOR
Pin 1	N/C	YE
Pin 2	-5M1	WHYE
Pin 3	GND	GN
Pin 4	-5L+	RD
Pin 5	N/C	WH

+.WL2WL1KF1-W1  
=V1WL2WL1KF1+.WL2KF1/1.1



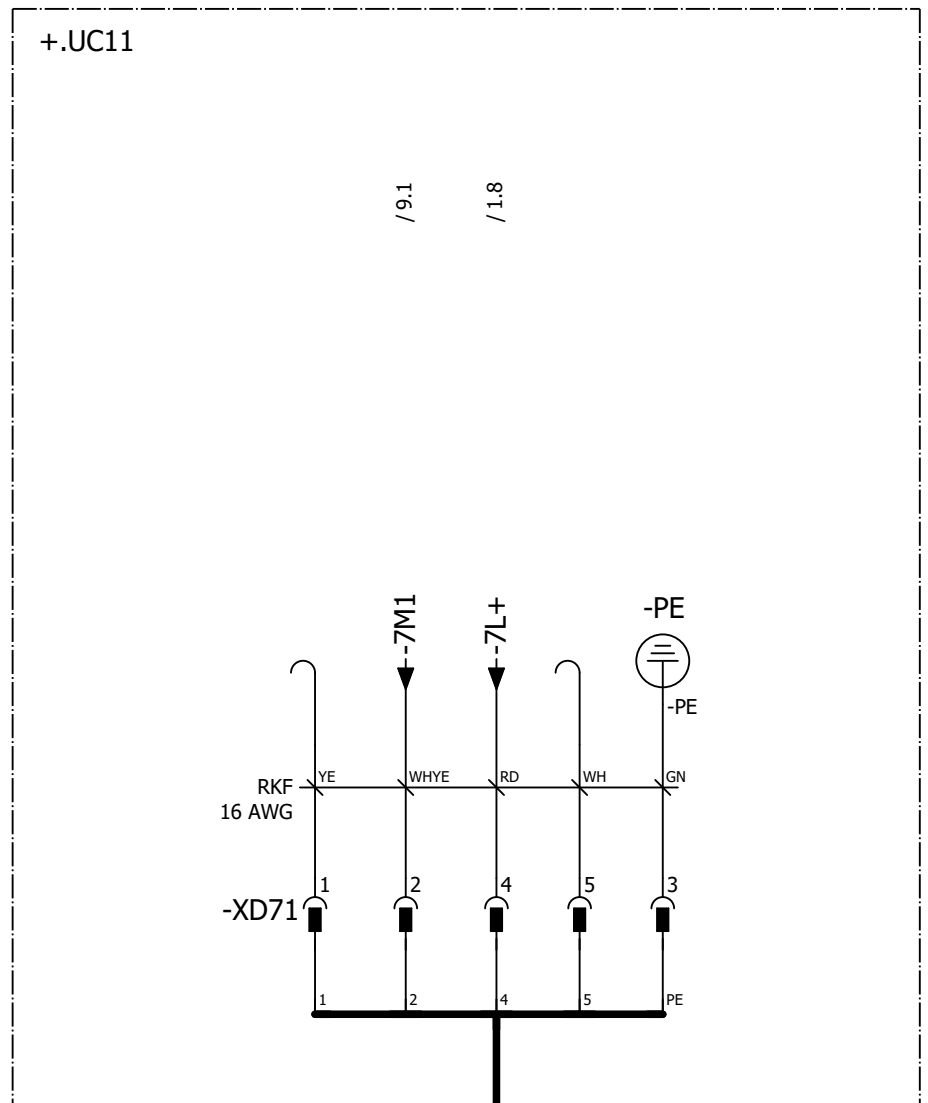
POWER IN / POWER OUT

- Pin 1: 0 V UA
- Pin 2: 0 V US
- Pin 3: FE
- Pin 4: +24 V US / 9 A
- Pin 5: +24 V UA / 9 A

Pin #	WIRE	COLOR
Pin 1	N/C	YE
Pin 2	-6M1	WHYE
Pin 3	GND	GN
Pin 4	-6L+	RD
Pin 5	N/C	WH

+ .WL3WL1KF1-W1  
=V1WL3WL1KF1+.WL3KF1/1.1



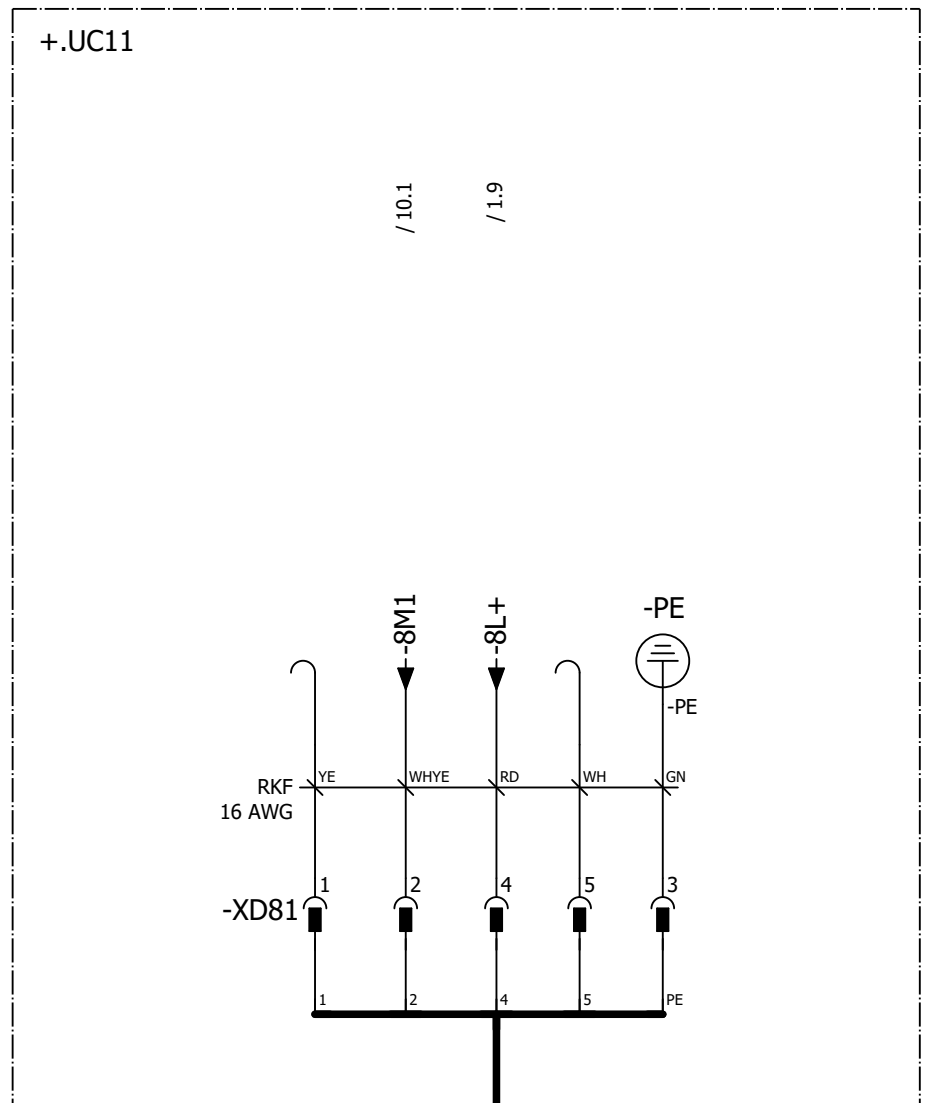


POWER IN / POWER OUT

- Pin 1: 0 V UA
- Pin 2: 0 V US
- Pin 3: FE
- Pin 4: +24 V US / 9 A
- Pin 5: +24 V UA / 9 A

Pin #	WIRE	COLOR
Pin 1	N/C	YE
Pin 2	-7M1	WHYE
Pin 3	GND	GN
Pin 4	-7L+	RD
Pin 5	N/C	WH

+.WL5WL1KF1-W1  
=V1WL5WL1KF1+.WL5KF1/1.1

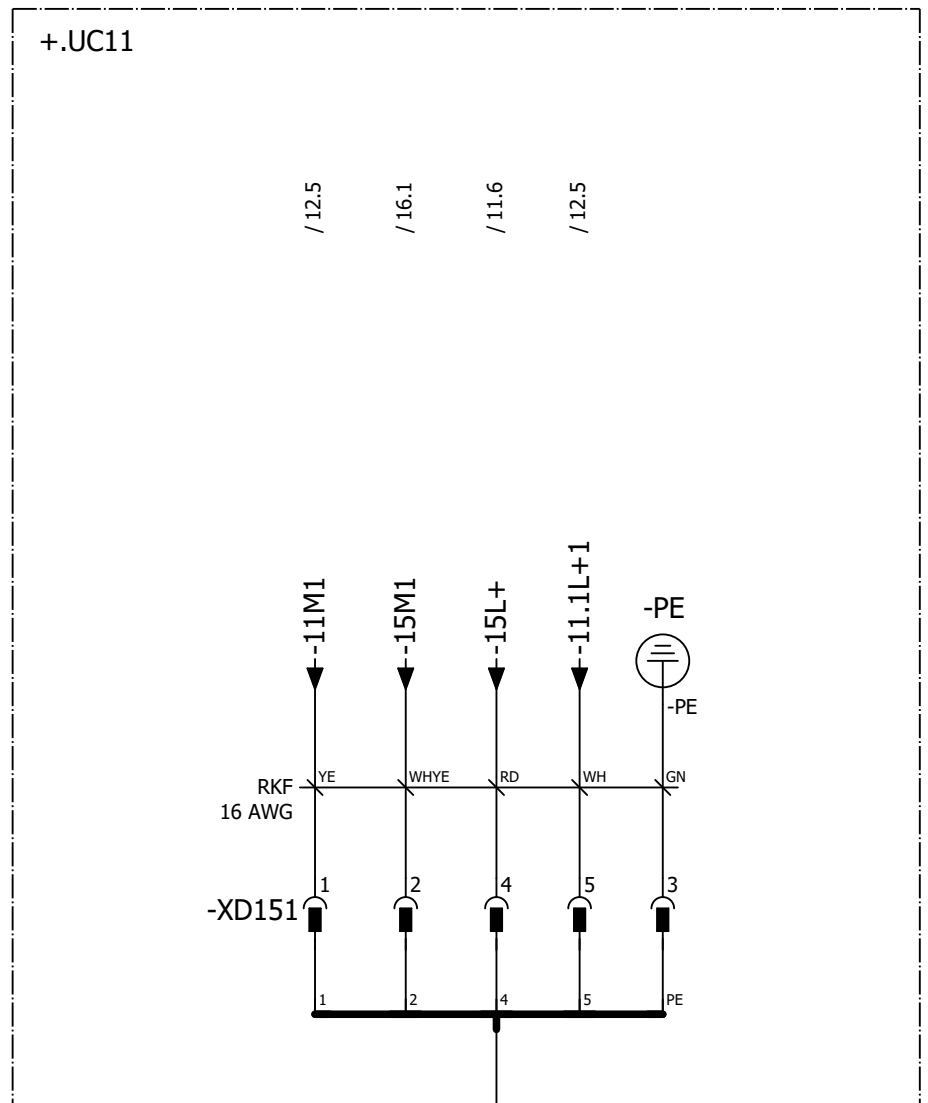


POWER IN / POWER OUT

- Pin 1: 0 V UA
- Pin 2: 0 V US
- Pin 3: FE
- Pin 4: +24 V US / 9 A
- Pin 5: +24 V UA / 9 A

Pin #	WIRE	COLOR
Pin 1	N/C	YE
Pin 2	-8M1	WHYE
Pin 3	GND	GN
Pin 4	-8L+	RD
Pin 5	N/C	WH

+.WL11WL1KF1-W1  
=V1WL11WL1KF1+.WL11KF1/1.1

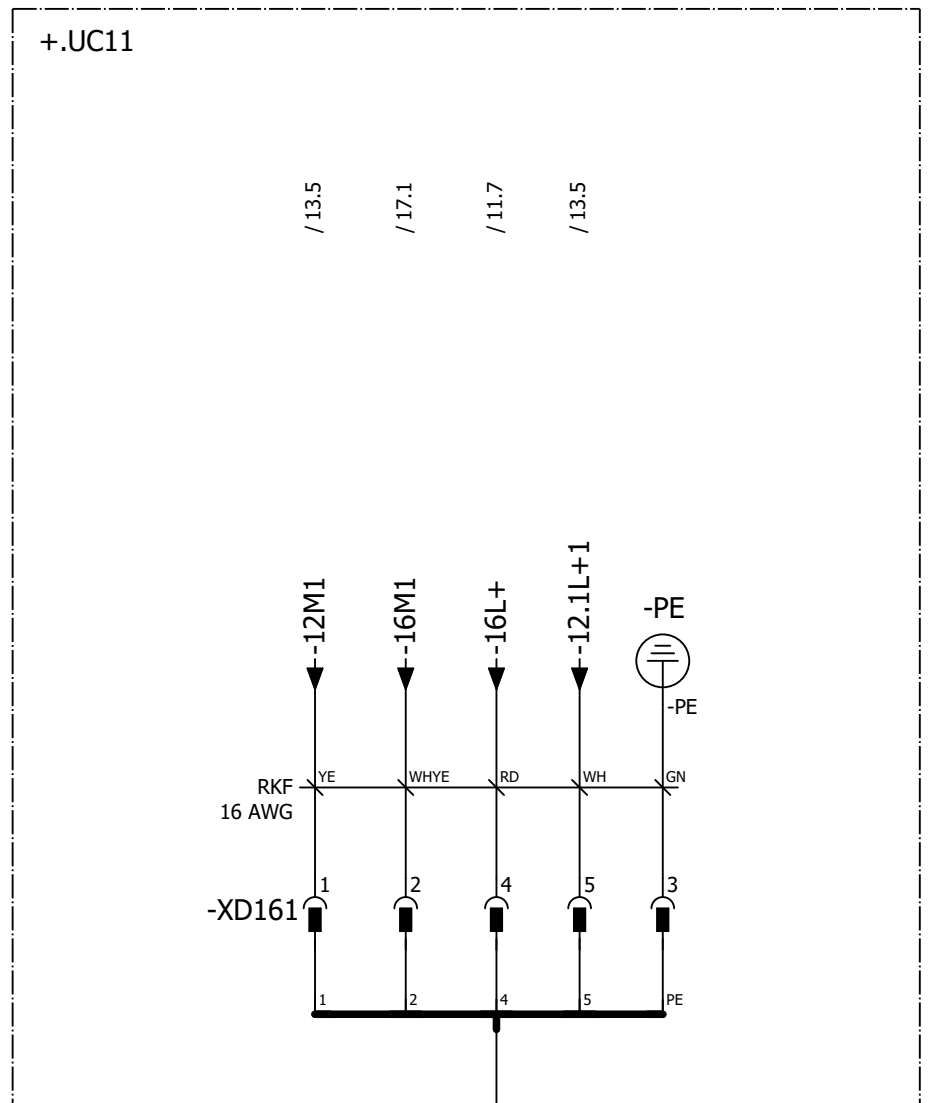


POWER IN / POWER OUT

- Pin 1: 0 V UA
- Pin 2: 0 V US
- Pin 3: FE
- Pin 4: +24 V US / 9 A
- Pin 5: +24 V UA / 9 A

Pin #	WIRE	COLOR
Pin 1	-11M1	YE
Pin 2	-15M1	WHYE
Pin 3	GND	GN
Pin 4	-15L+	RD
Pin 5	-11.1L+1	WH

-SWITCHEDPWR1

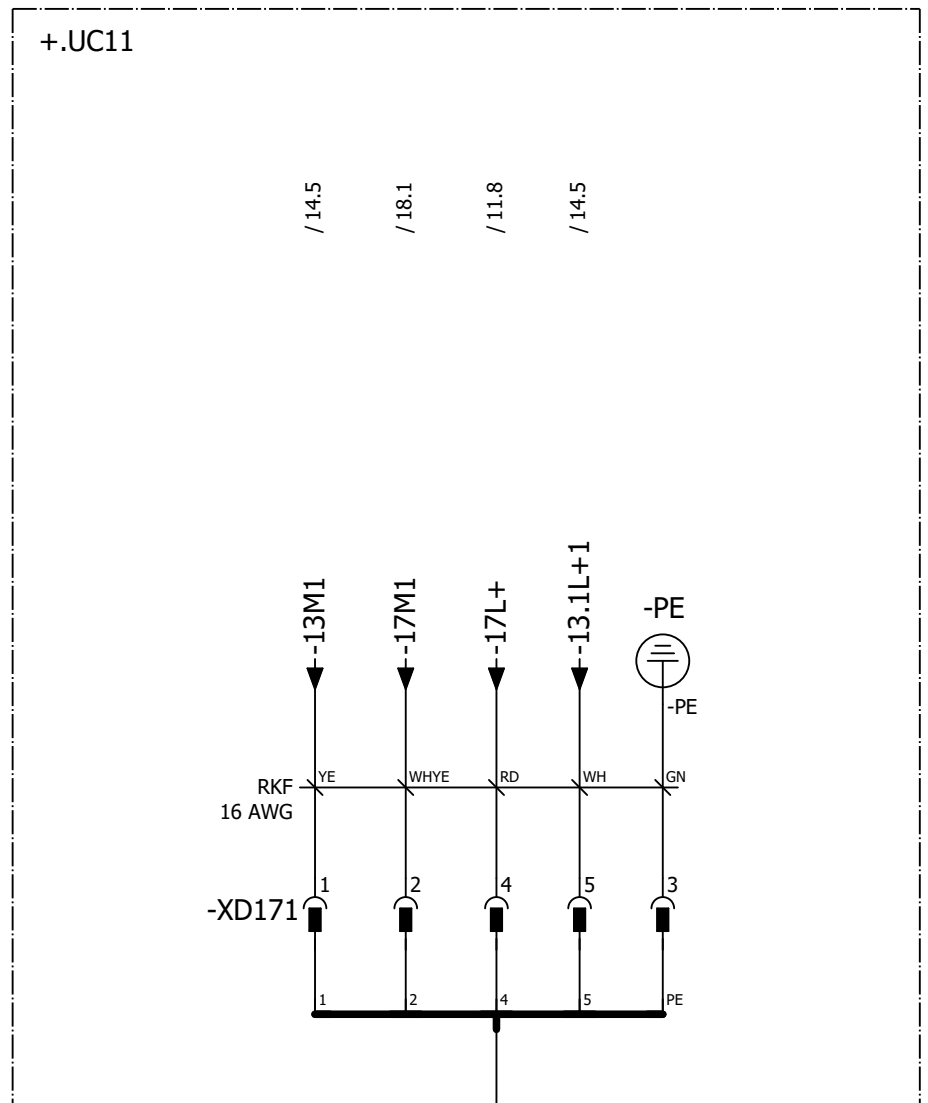


POWER IN / POWER OUT

- Pin 1: 0 V UA
- Pin 2: 0 V US
- Pin 3: FE
- Pin 4: +24 V US / 9 A
- Pin 5: +24 V UA / 9 A

Pin #	WIRE	COLOR
Pin 1	-12M1	YE
Pin 2	-16M1	WHYE
Pin 3	GND	GN
Pin 4	-16L+	RD
Pin 5	-12.1L+1	WH

-SWITCHEDPWR2

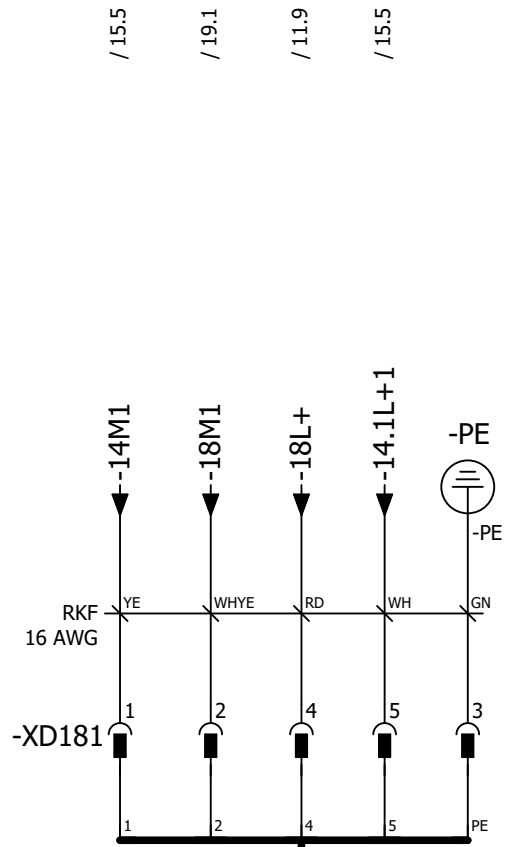
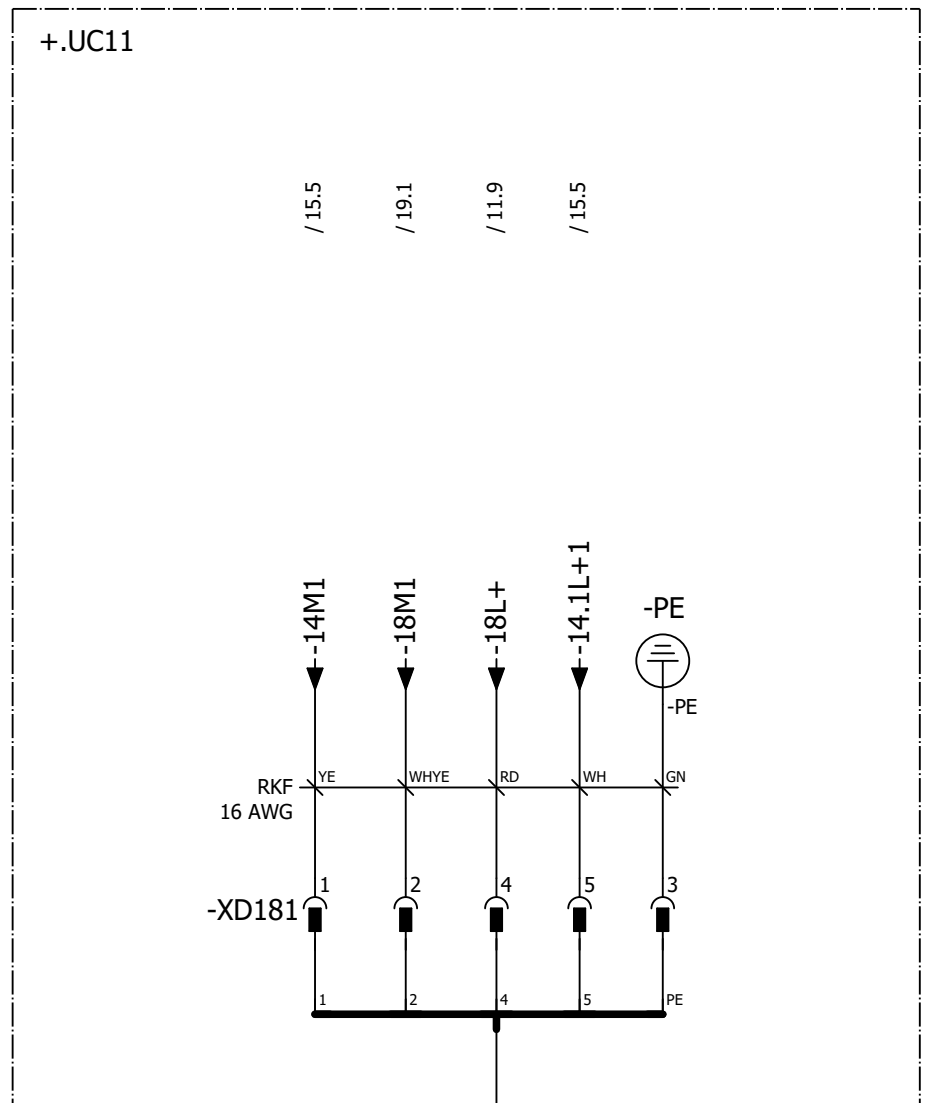


POWER IN / POWER OUT

- Pin 1: 0 V UA
- Pin 2: 0 V US
- Pin 3: FE
- Pin 4: +24 V US / 9 A
- Pin 5: +24 V UA / 9 A

Pin #	WIRE	COLOR
Pin 1	-13M1	YE
Pin 2	-17M1	WHYE
Pin 3	GND	GN
Pin 4	-17L+	RD
Pin 5	-13.1L+1	WH

-SWITCHEDPWR3

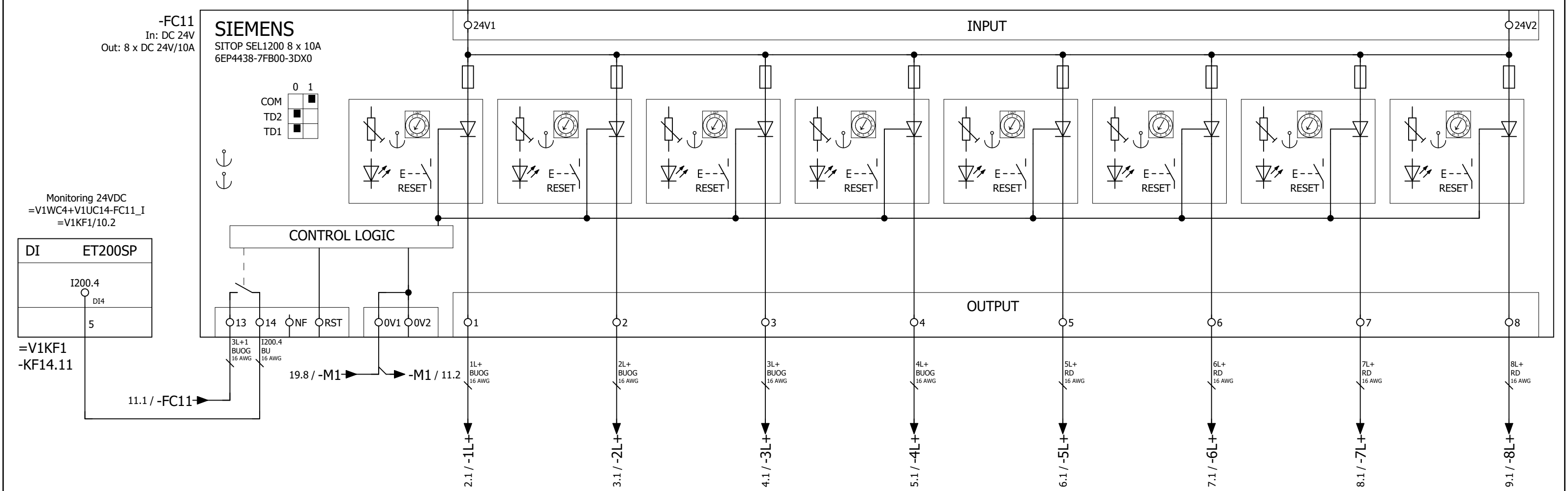
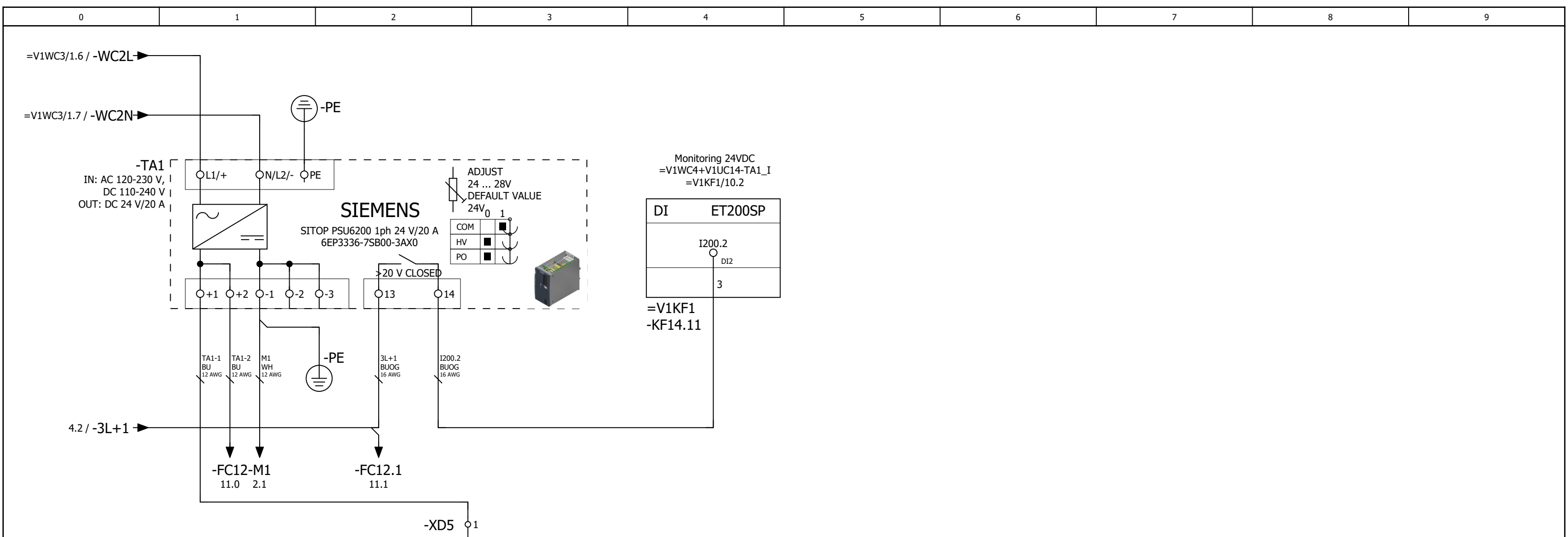



POWER IN / POWER OUT


- Pin 1: 0 V UA
- Pin 2: 0 V US
- Pin 3: FE
- Pin 4: +24 V US / 9 A
- Pin 5: +24 V UA / 9 A

Pin #	WIRE	COLOR
Pin 1	-14M1	YE
Pin 2	-18M1	WHYE
Pin 3	GND	GN
Pin 4	-18L+	RD
Pin 5	-14.1L+1	WH

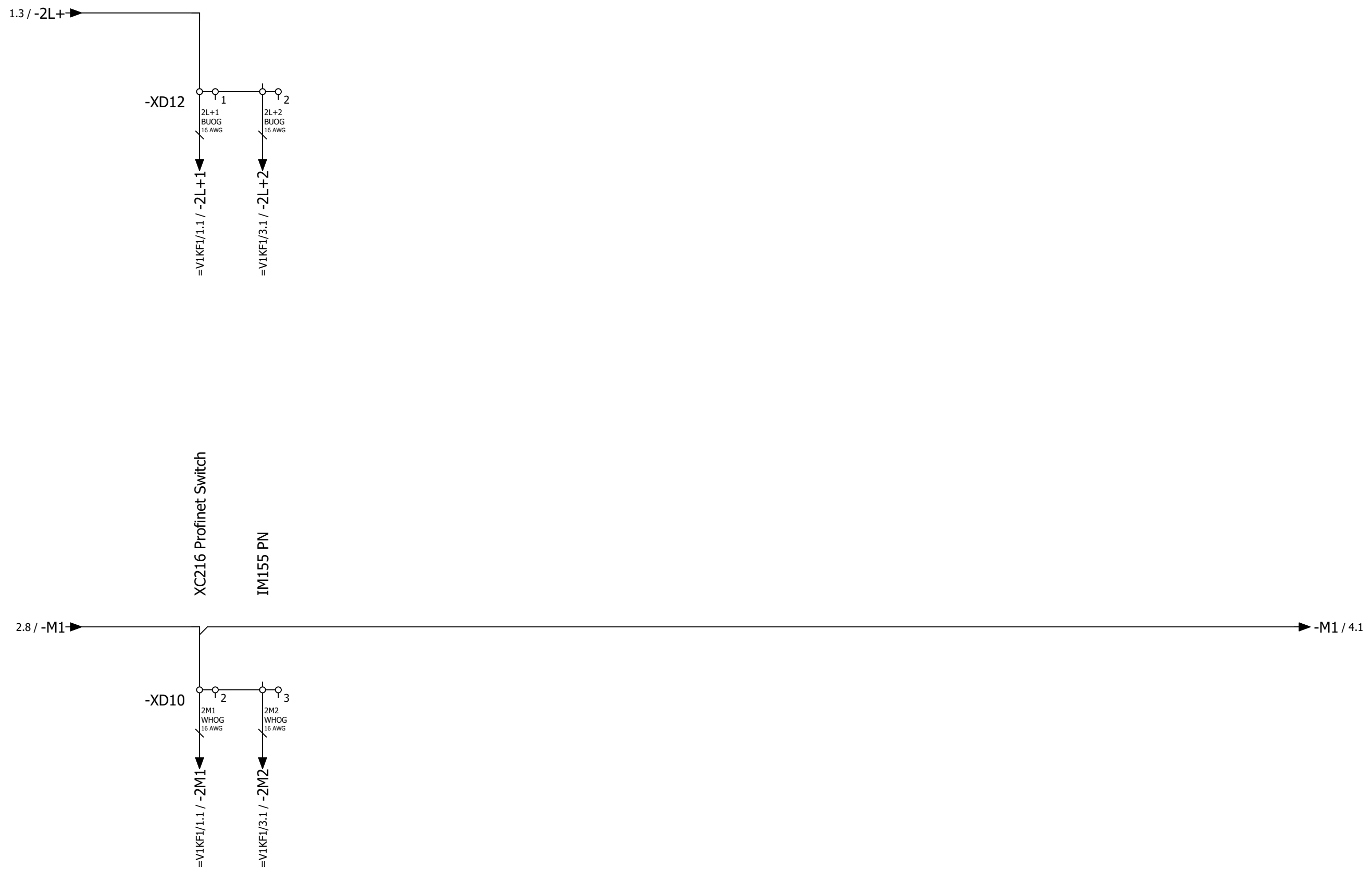
-SWITCHEDPWR4





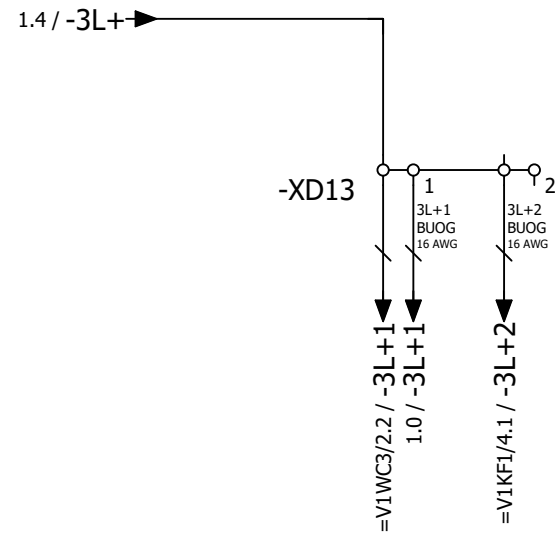
		Date	3/18/2024	Volvo Trucks North America	 Valiant TMS	Power distribution 24VDC 1L+	Drawing name:	= V1WC4		
		Ed.	MKLEPADLO	P6700 Closure Hang - Cell 2V14			=2V14&EFS_EL	+ V1UC14		
		Appr		Replacement of	Replaced by	Scale 1:1	Document type:	Project nr:	Page	2
Modification	Date	Name	Original				EFS	22-16175		436





			Date	3/18/2024	Volvo Trucks North America	Valiant TMS	Power distribution 24VDC 2L+	Drawing name:		= V1WC4
			Ed.	MKLEPADLO				=2V14&EFS_EL		+ V1UC14
			Appr.		P6700 Closure Hang - Cell 2V14		Document type:	Project nr:	Page	3
Modification	Date	Name	Original		Replacement of	Replaced by	EFS	22-16175		436






Power Monitoring

Power Input Cards (DI+FDI)



			Date	3/18/2024	Volvo Trucks North America	Valiant TMS	Power distribution 24VDC 3L+	Drawing name:		= V1WC4	
			Ed.	MKLEPADLO				=2V14&EFS_EL		+ V1UC14	
			Appr.					Document type:		Project nr:	Page
Modification	Date	Name	Original		Replacement of	Replaced by	Scale 1:1	EFS	22-16175	436	

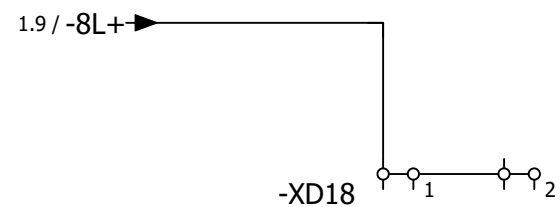



Date		3/18/2024		Volvo Trucks North America		Valiant TMS		Power distribution 24VDC 4L+		Drawing name:		= V1WC4	
Ed.		MKLEPADLO		P6700 Closure Hang - Cell 2V14		Scale 1:1				=2V14&EFS_EL		+ V1UC14	
Appr				Replacement of		Replaced by				Document type:		Project nr:	
Modification		Date		Name		Original				EFS		22-16175	
												Page	5
													436

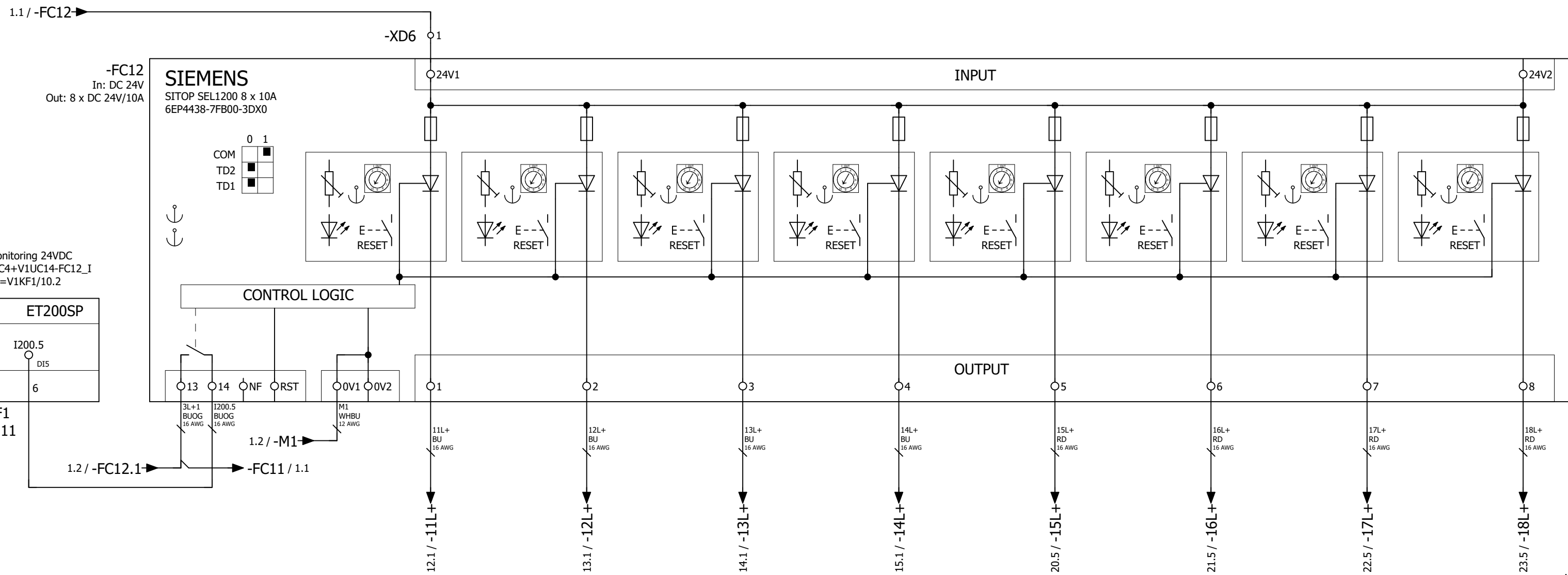








		Date	3/18/2024	Volvo Trucks North America			Valiant TMS	Power distribution 24VDC 8L+	Drawing name:		= V1WC4
		Ed.	MKLEPADLO	P6700 Closure Hang - Cell 2V14					=2V14&EFS_EL		+ V1UC14
		Appr		Replacement of		Replaced by	Scale 1:1	Document type:	Project nr:	Page	9
Modification	Date	Name	Original					EFS	22-16175		436

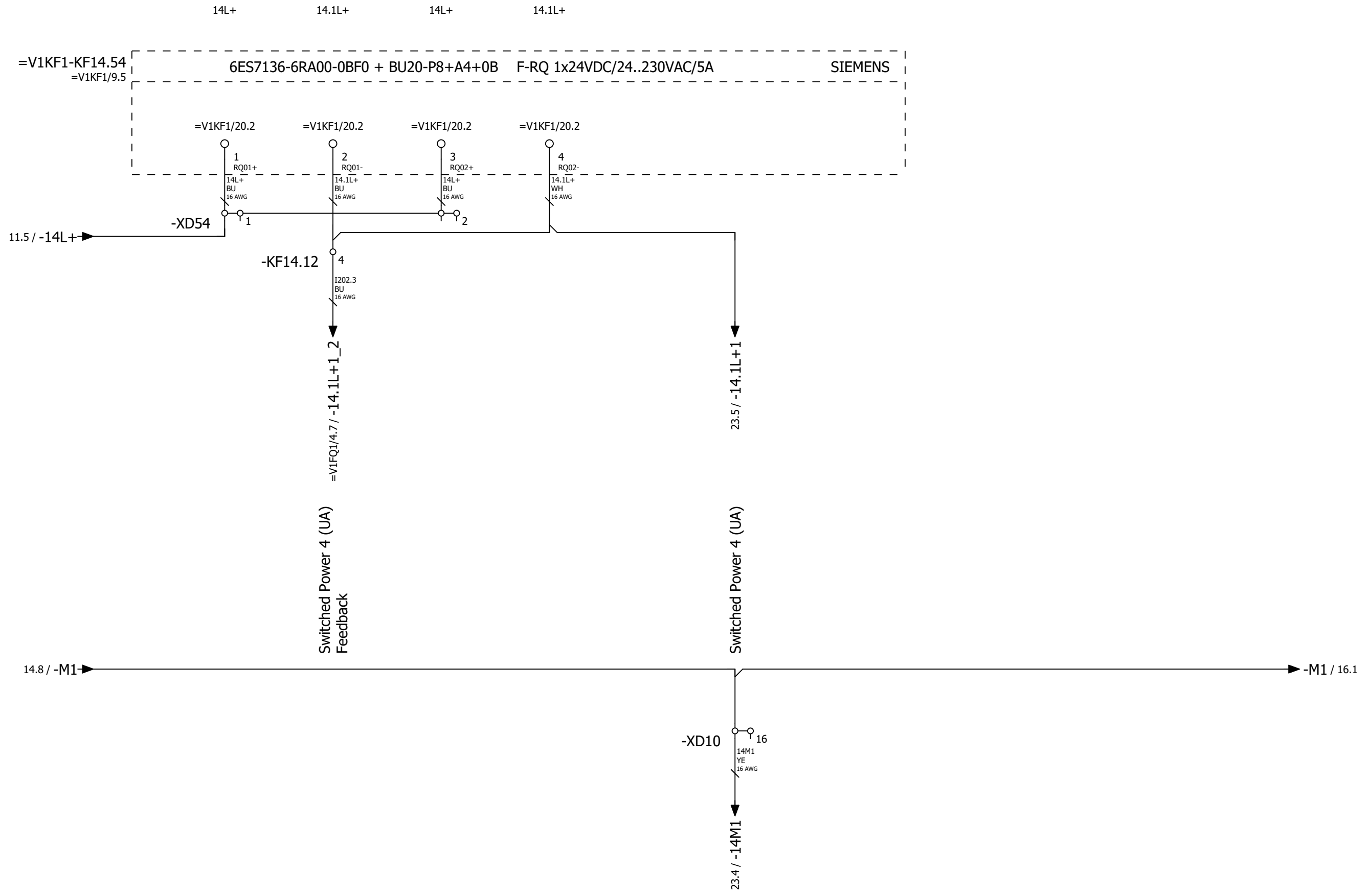














Date	3/18/2024	Volvo Trucks North America	Valiant TMS	Power distribution 24VDC 14L+	Drawing name:	= V1WC4		
Ed.	MKLEPADLO	P6700 Closure Hang - Cell 2V14	Scale 1:1		=2V14&EFS_EL	+ V1UC14		
Appr					Document type:	Project nr:	Page	15
Modification	Date	Name	Original	Replacement of	Replaced by	EFS	22-16175	436




			Date	3/18/2024	Volvo Trucks North America		Valiant TMS	Power distribution 24VDC 15L+	Drawing name:		= V1WC4
			Ed.	MKLEPADLO	P6700 Closure Hang - Cell 2V14				=2V14&EFS_EL		+ V1UC14
			Appr.			Replacement of	Replaced by	Scale 1:1	Document type:	Project nr:	Page
Modification	Date	Name	Original					EFS	22-16175		436



			Date	3/18/2024	Volvo Trucks North America		Valiant TMS	Power distribution 24VDC 16L+	Drawing name:		= V1WC4	
			Ed.	MKLEPADLO					=2V14&EFS_EL		+ V1UC14	
			Appr.						Document type:	EFS	Project nr:	22-16175
Modification	Date	Name	Original		Replacement of	Replaced by	Scale 1:1				436	



			Date	3/18/2024	Volvo Trucks North America		Valiant TMS	Power distribution 24VDC 17L+	Drawing name:		= V1WC4
			Ed.	MKLEPADLO	P6700 Closure Hang - Cell 2V14				=2V14&EFS_EL		+ V1UC14
			Appr.						Document type:	Project nr:	Page
Modification	Date	Name	Original		Replacement of	Replaced by	Scale 1:1		EFS	22-16175	18
											436

Switched Power 4 (US)

18.8 / -M1

-M1 / 1.2

-XD10


20

18M1

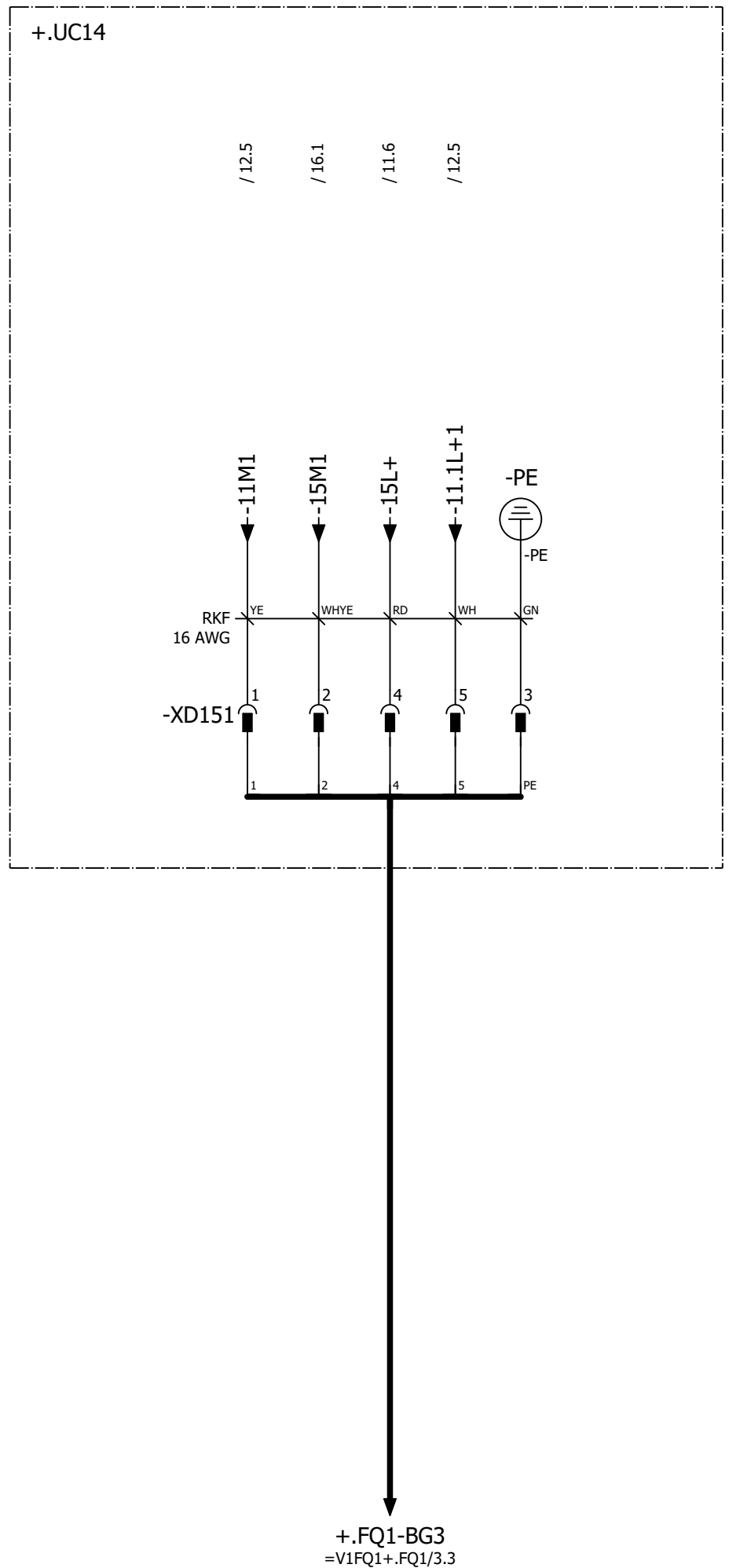
WHYE

16 AWG

23.4 / -18M1

			Date	3/18/2024	Volvo Trucks North America		Valiant TMS	Power distribution 24VDC 18L+	Drawing name:		= V1WC4	
			Ed.	MKLEPADLO					=2V14&EFS_EL		+ V1UC14	
			Appr.						Document type:	EFS	Project nr:	22-16175
Modification	Date	Name	Original		Replacement of	Replaced by	Scale 1:1				436	

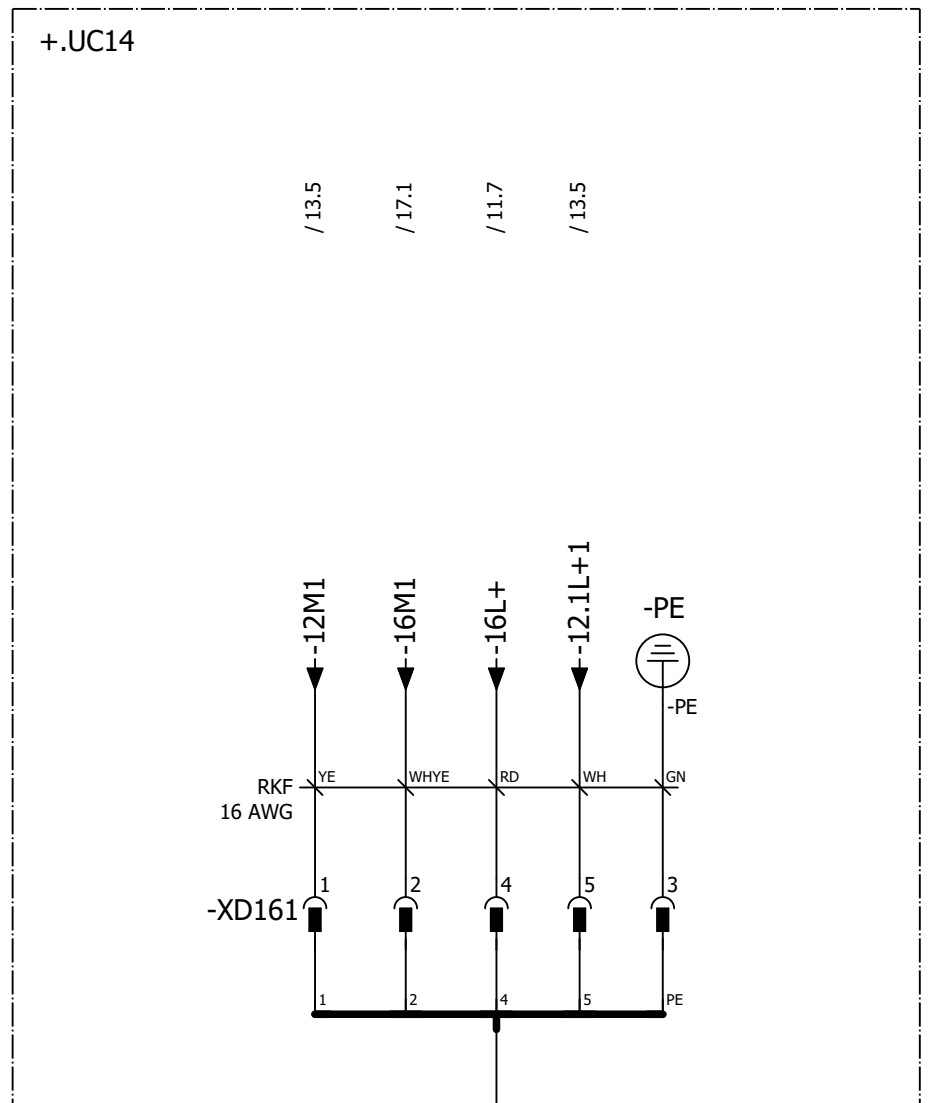




POWER IN / POWER OUT

- Pin 1: 0 V UA
- Pin 2: 0 V US
- Pin 3: FE
- Pin 4: +24 V US / 9 A
- Pin 5: +24 V UA / 9 A

Pin #	WIRE	COLOR
Pin 1	-11M1	YE
Pin 2	-15M1	WHYE
Pin 3	GND	GN
Pin 4	-15L+	RD
Pin 5	-11.1L+1	WH



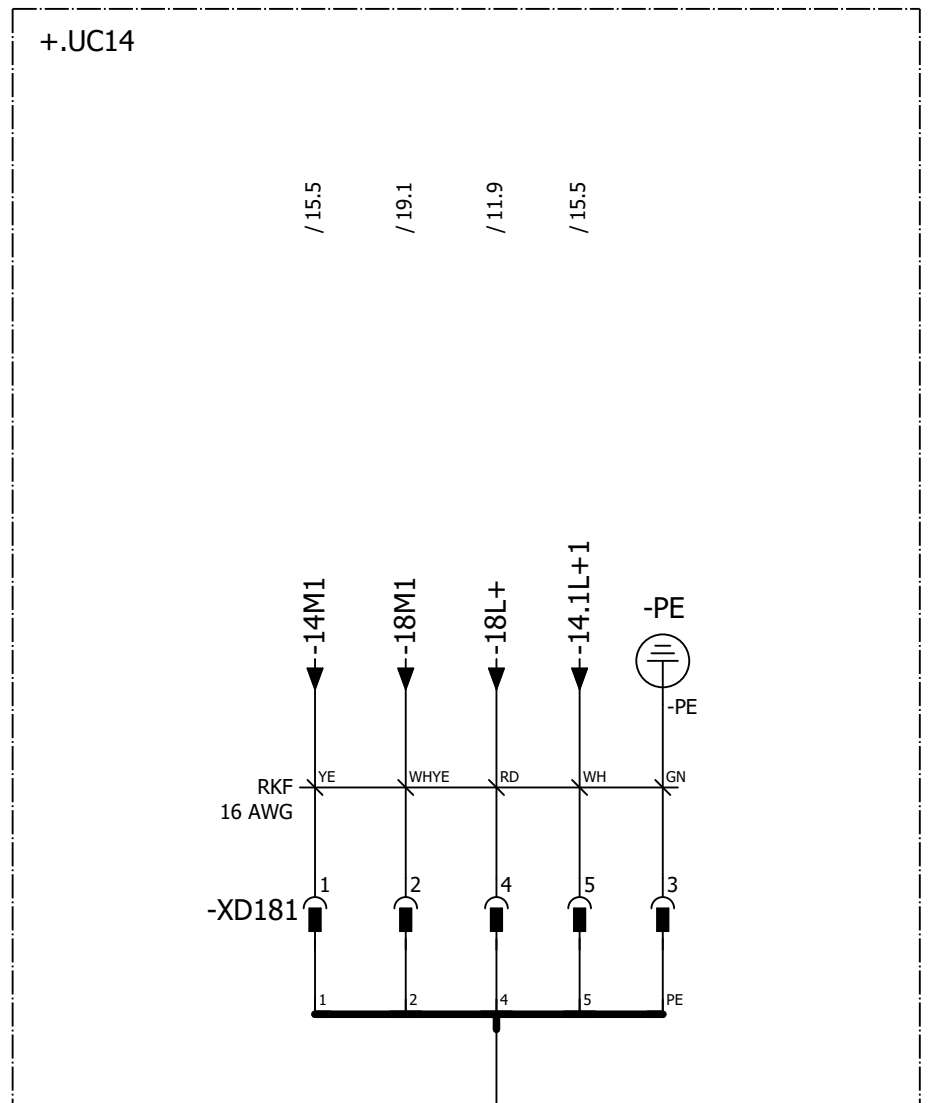
POWER IN / POWER OUT

- Pin 1: 0 V UA
- Pin 2: 0 V US
- Pin 3: FE
- Pin 4: +24 V US / 9 A
- Pin 5: +24 V UA / 9 A

Pin #	WIRE	COLOR
Pin 1	-12M1	YE
Pin 2	-16M1	WHYE
Pin 3	GND	GN
Pin 4	-16L+	RD
Pin 5	-12.1L+1	WH

-SWITCHEDPWR2





POWER IN / POWER OUT


- Pin 1: 0 V UA
- Pin 2: 0 V US
- Pin 3: FE
- Pin 4: +24 V US / 9 A
- Pin 5: +24 V UA / 9 A

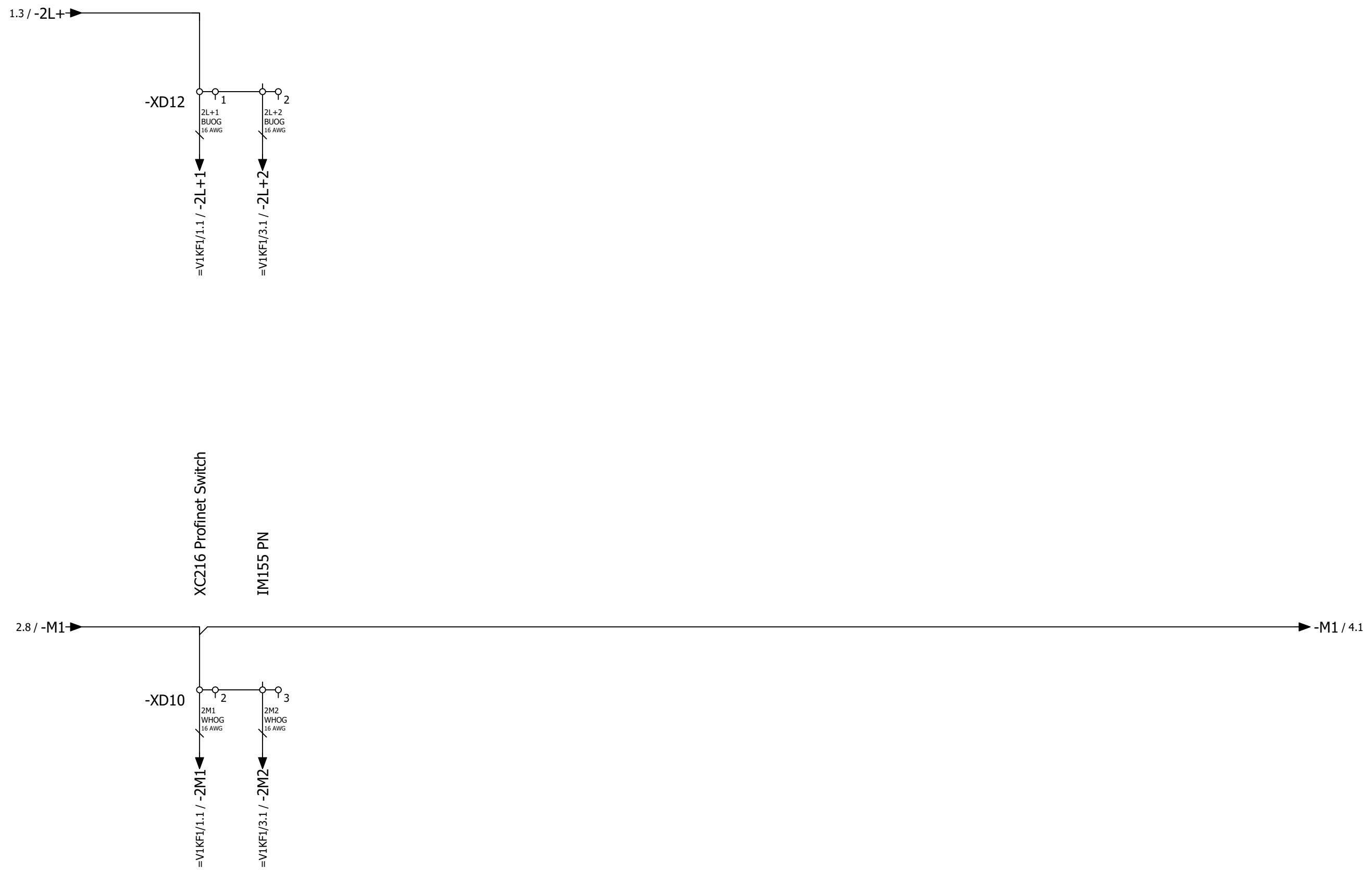
Pin #	WIRE	COLOR
Pin 1	-14M1	YE
Pin 2	-18M1	WHYE
Pin 3	GND	GN
Pin 4	-18L+	RD
Pin 5	-14.1L+1	WH


-SWITCHEDPWR4

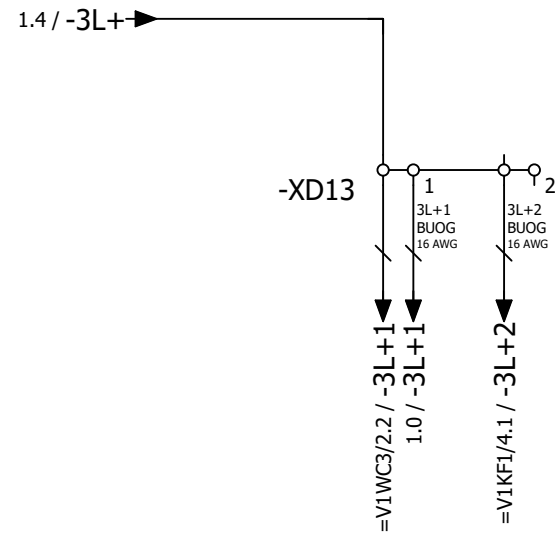




		Date	3/18/2024	Volvo Trucks North America		 Valiant TMS	Power distribution 24VDC 1L+		Drawing name: =2V14&EFS_EL		= V1WC4
		Ed.	MKLEPADLO	P6700 Closure Hang - Cell 2V14					Document type: EFS		Project nr: 22-16175
Modification	Date	Name	Original	Replacement of	Replaced by	Scale 1:1			Page	2	
										436	




			Date	3/18/2024	Volvo Trucks North America			Valiant TMS	Power distribution 24VDC 2L+	Drawing name:		= V1WC4
			Ed.	MKLEPADLO	P6700 Closure Hang - Cell 2V14					=2V14&EFS_EL		+ V1UC15
			Appr		Replacement of		Replaced by	Scale 1:1		Document type:	Project nr:	Page
Modification	Date	Name	Original							EFS	22-16175	3
											436	




Power Monitoring

Power Input Cards (DI+FDI)





			Date	3/18/2024	Volvo Trucks North America	Valiant TMS	Power distribution 24VDC 3L+	Drawing name:		= V1WC4	
			Ed.	MKLEPADLO				=2V14&EFS_EL		+ V1UC15	
			Appr					Document type:	Project nr:		
Modification	Date	Name	Original		Replacement of	Replaced by	Scale 1:1	EFS	22-16175	Page 4	
									436		



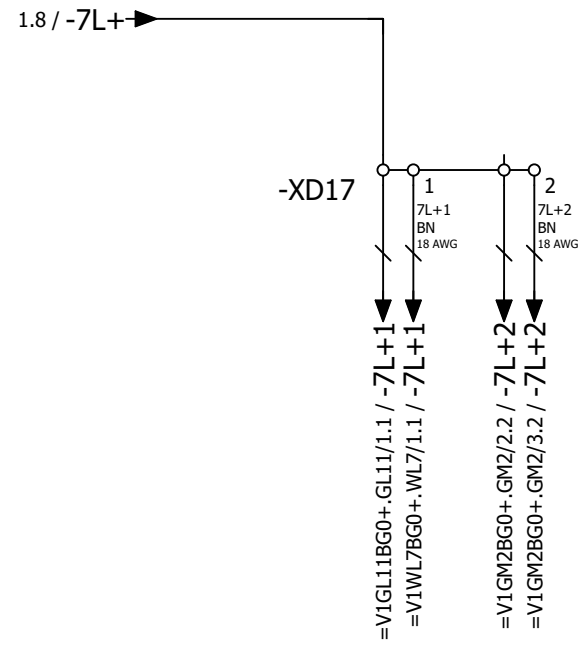


			Date	3/18/2024	Volvo Trucks North America	Valiant TMS	Power distribution 24VDC 4L+	Drawing name:		= V1WC4	
			Ed.	MKLEPADLO				=2V14&EFS_EL		+ V1UC15	
			Appr					Document type:		Project nr:	Page
Modification	Date	Name	Original		Replacement of	Replaced by	Scale 1:1	EFS	22-16175	436	



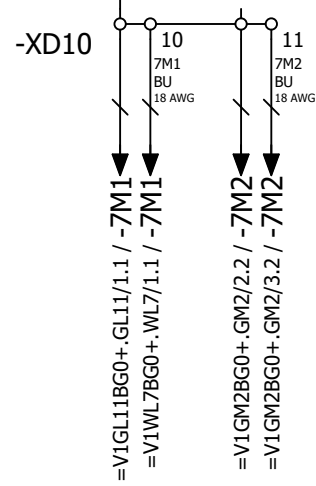

			Date	3/19/2024	Volvo Trucks North America		Valiant TMS	Power distribution 24VDC 5L+	Drawing name:		= V1WC4		
			Ed.	MKLEPADLO					=2V14&EFS_EL		+ V1UC15		
			Appr						P6700 Closure Hang - Cell 2V14				
Modification	Date	Name	Original		Replacement of	Replaced by	Scale 1:1	Document type:	EFS	Project nr:	22-16175	Page	6
												436	




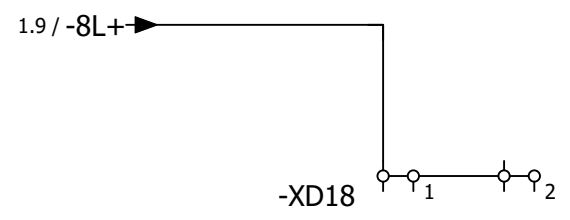



Muting Sensor  
S435, S440

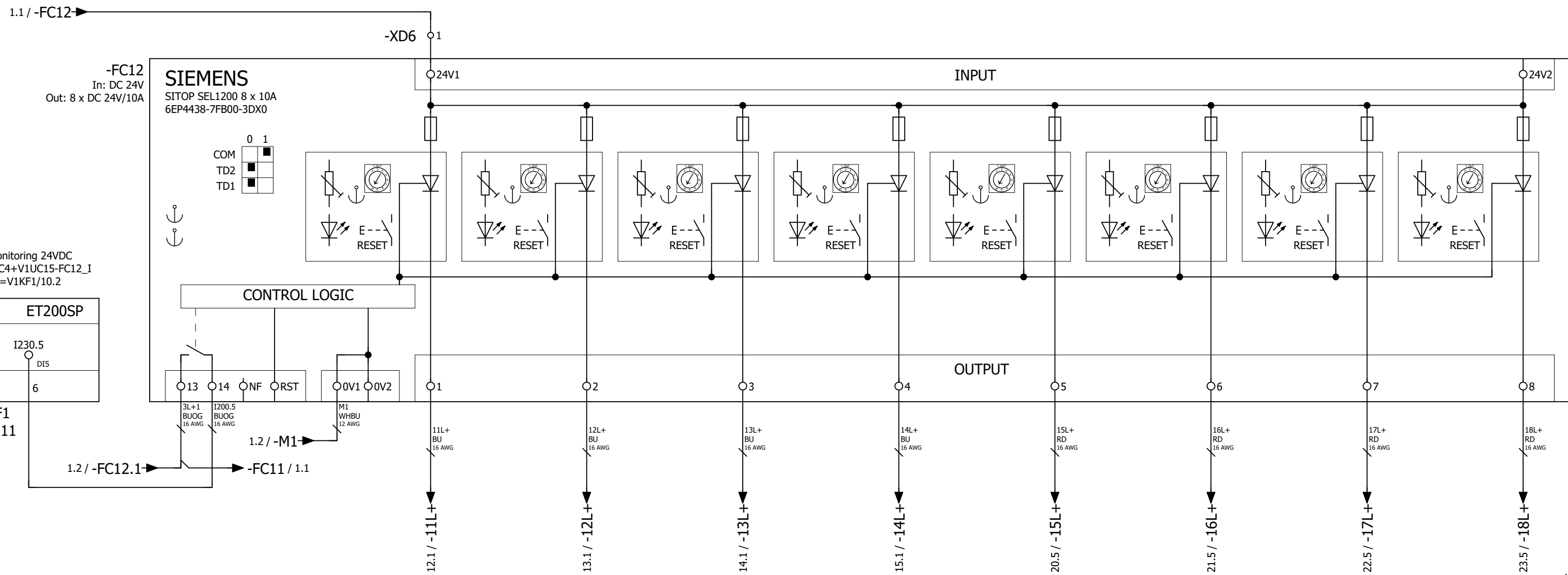
Lift Assist Limit Switch 1 & 2  
S435 (Mack/Volvo Door)



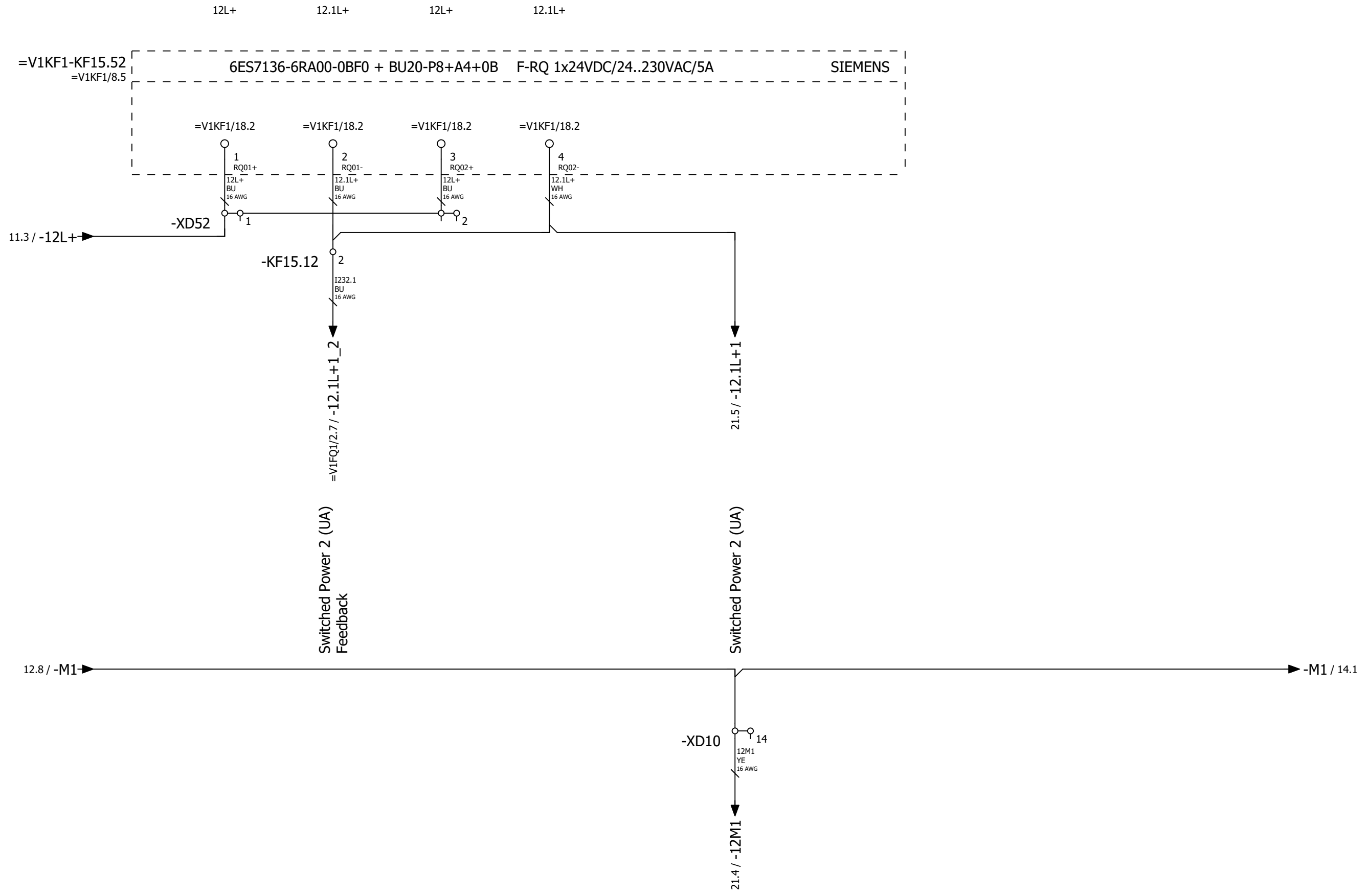
			Date	3/22/2024	Volvo Trucks North America		Valiant TMS	Power distribution 24VDC 7L+	Drawing name:		= V1WC4	
			Ed.	MKLEPADLO					=2V14&EFS_EL		+ V1UC15	
			Appr						P6700 Closure Hang - Cell 2V14		Document type:	Project nr:
Modification	Date	Name	Original		Replacement of	Replaced by	Scale 1:1	EFS	22-16175		436	



		Date	3/18/2024	Volvo Trucks North America		 Valiant TMS	Power distribution 24VDC 8L+		Drawing name: =2V14&EFS_EL		= V1WC4
		Ed.	MKLEPADLO	P6700 Closure Hang - Cell 2V14					+ V1UC15		
Modification	Date	Name	Original	Replacement of	Replaced by	Scale 1:1	Document type: EFS	Project nr: 22-16175	Page	9	
										436	







Date	3/22/2024	Volvo Trucks North America	Valiant TMS	Power distribution 24VDC 12L+	Drawing name:	= V1WC4		
Ed.	MKLEPADLO	P6700 Closure Hang - Cell 2V14	Scale 1:1		=2V14&EFS_EL	+ V1UC15		
Appr					Document type:	Project nr:	Page	13
Modification	Date	Name	Original	Replacement of	Replaced by	EFS	22-16175	436





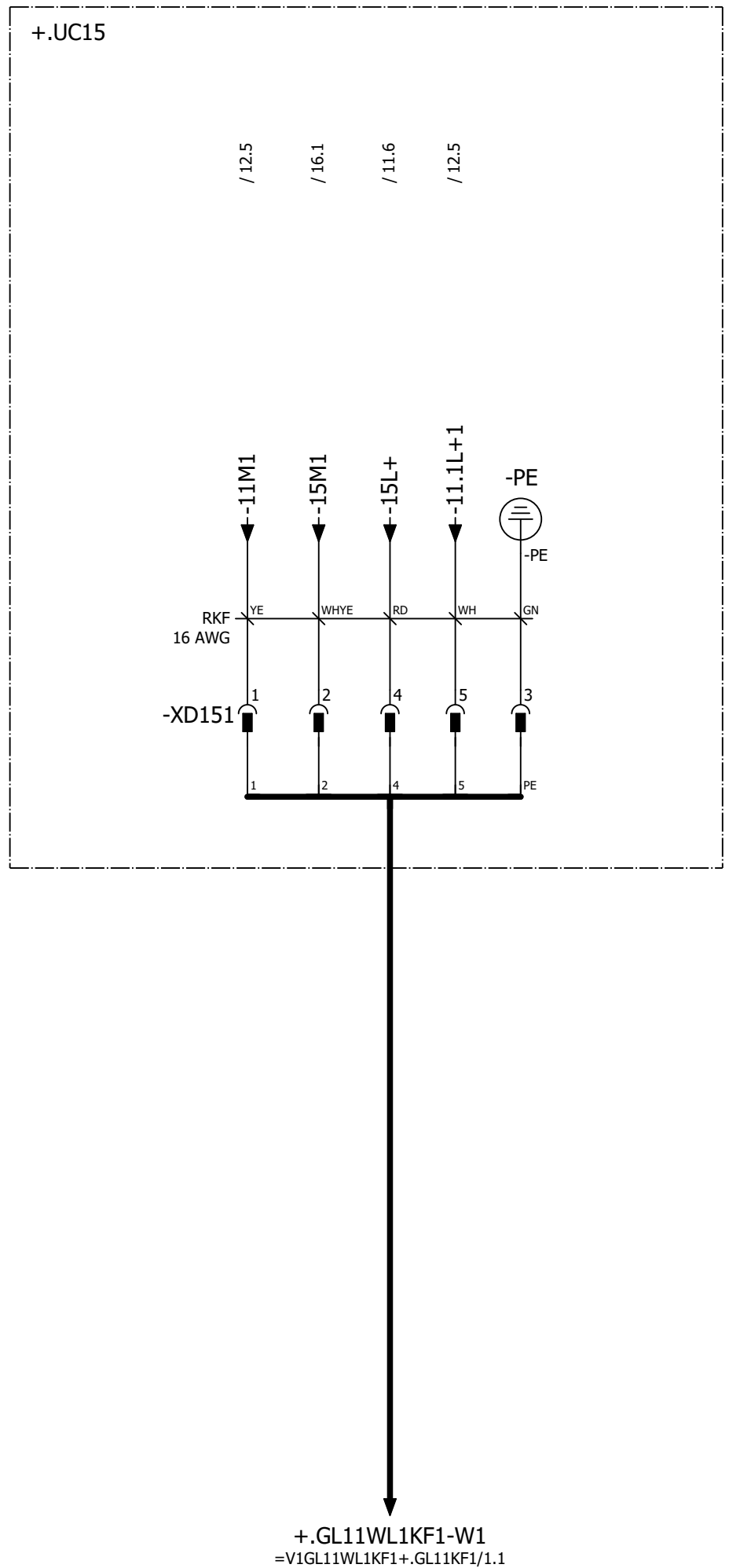










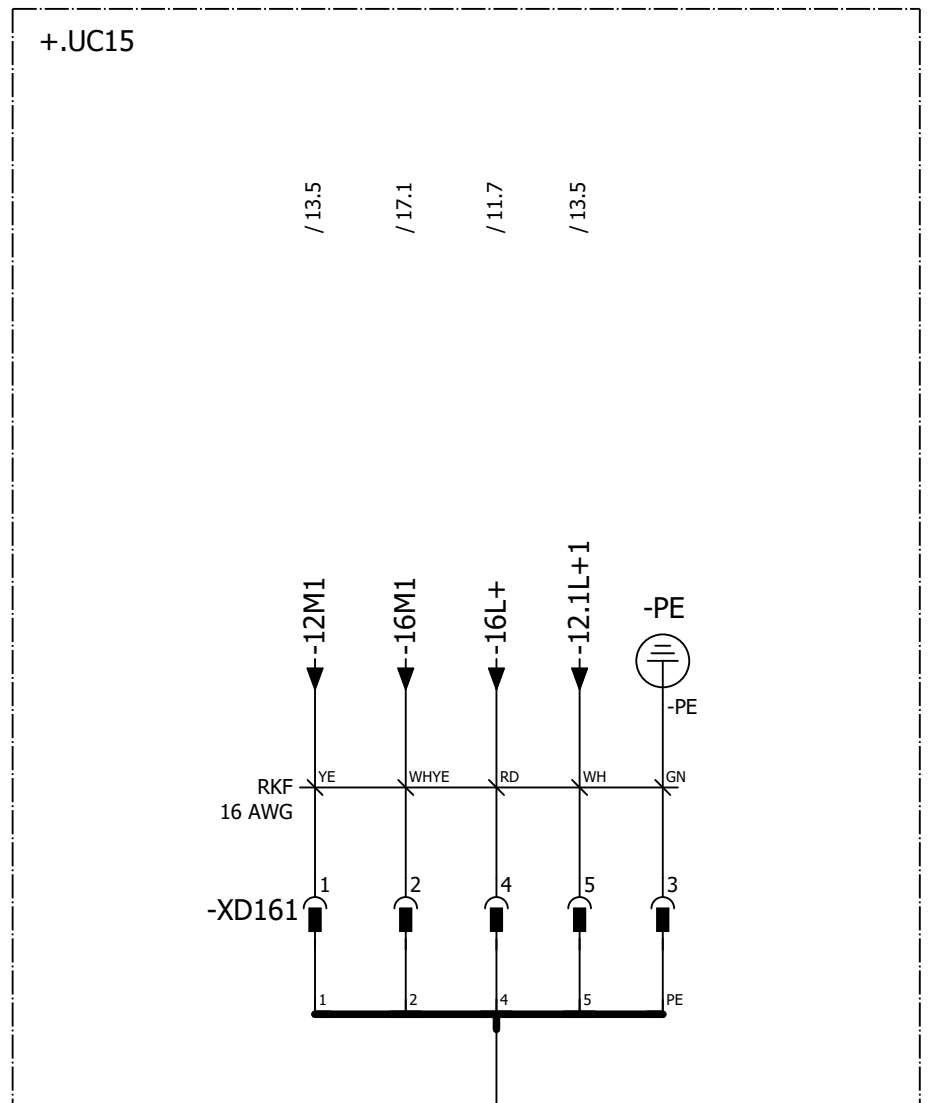


POWER IN / POWER OUT

- Pin 1: 0 V UA
- Pin 2: 0 V US
- Pin 3: FE
- Pin 4: +24 V US / 9 A
- Pin 5: +24 V UA / 9 A

Pin #	WIRE	COLOR
Pin 1	-11M1	YE
Pin 2	-15M1	WHYE
Pin 3	GND	GN
Pin 4	-15L+	RD
Pin 5	-11.1L+1	WH

+ .GL11WL1KF1-W1  
=V1GL11WL1KF1+.GL11KF1/1.1



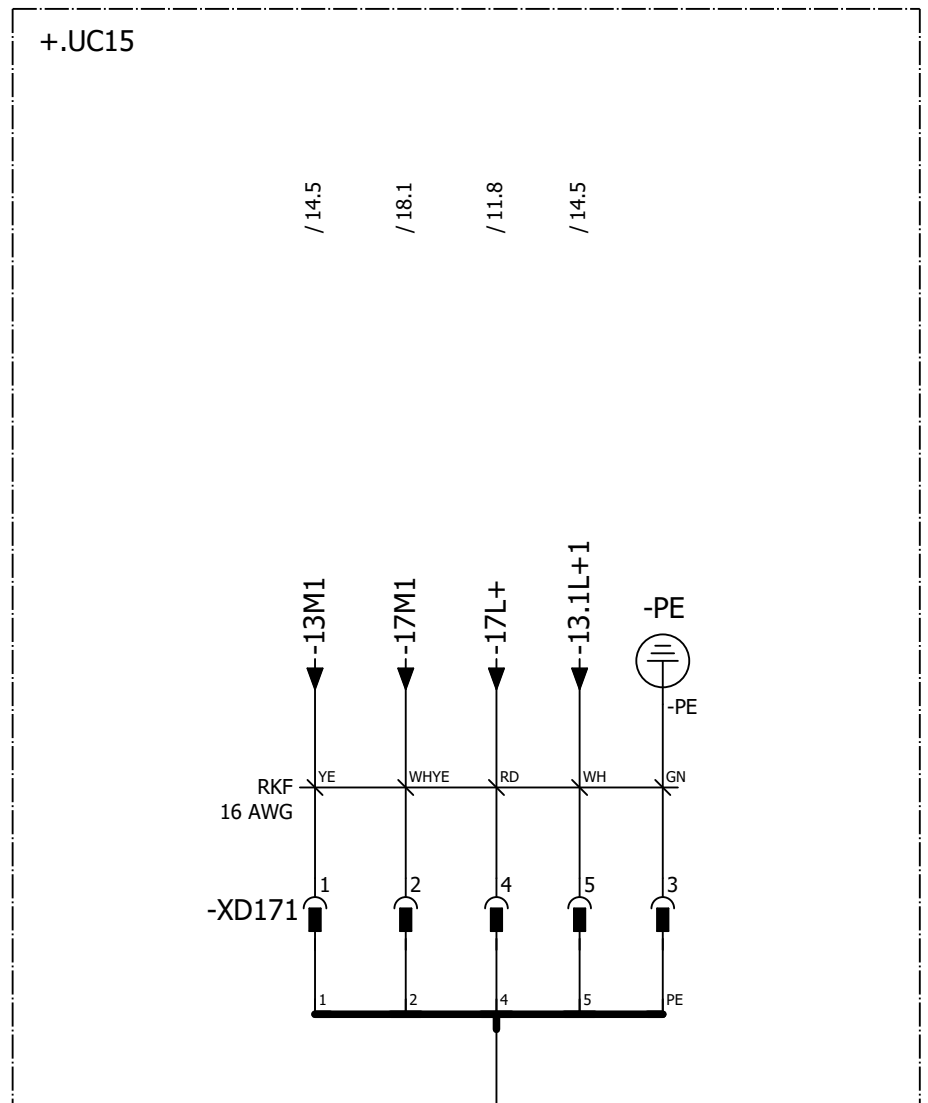
POWER IN / POWER OUT

- Pin 1: 0 V UA
- Pin 2: 0 V US
- Pin 3: FE
- Pin 4: +24 V US / 9 A
- Pin 5: +24 V UA / 9 A

Pin #	WIRE	COLOR
Pin 1	-12M1	YE
Pin 2	-16M1	WHYE
Pin 3	GND	GN
Pin 4	-16L+	RD
Pin 5	-12.1L+1	WH

-SWITCHEDPWR2



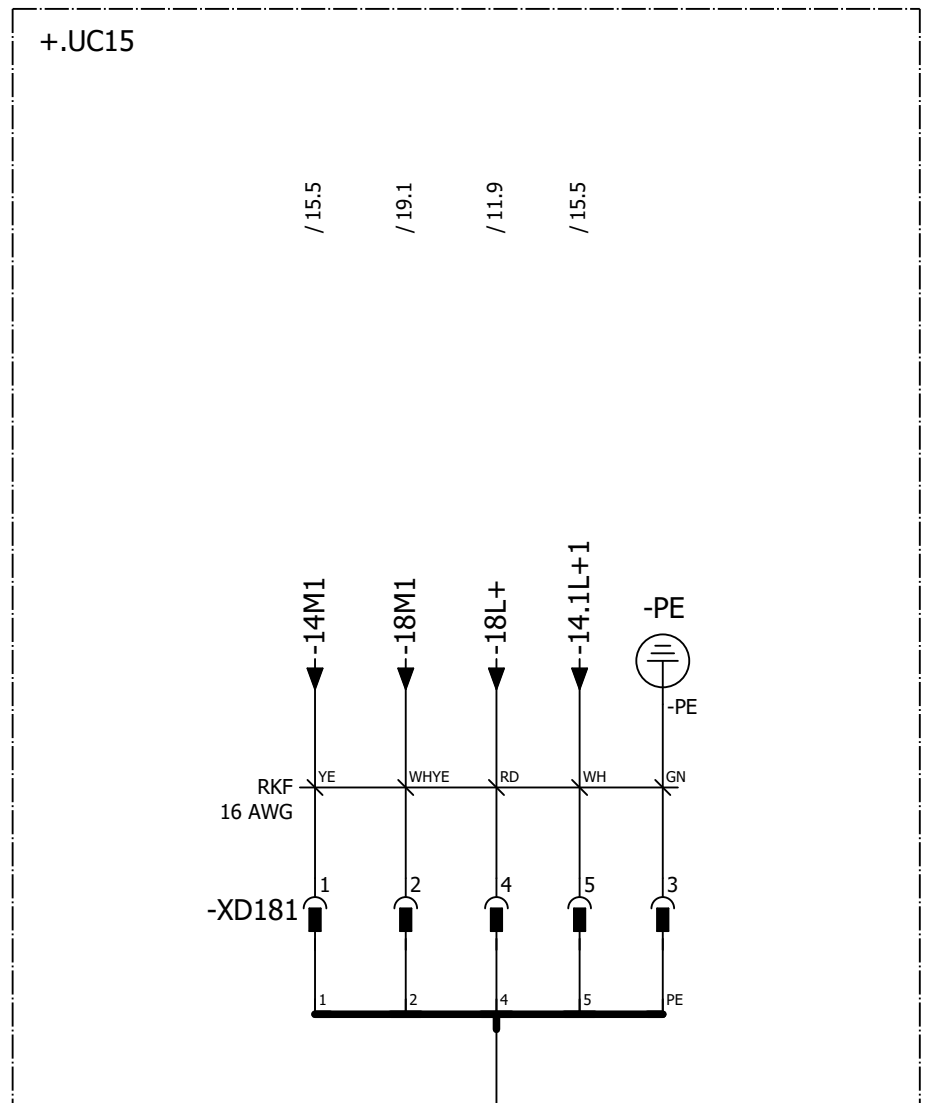


POWER IN / POWER OUT

- Pin 1: 0 V UA
- Pin 2: 0 V US
- Pin 3: FE
- Pin 4: +24 V US / 9 A
- Pin 5: +24 V UA / 9 A

Pin #	WIRE	COLOR
Pin 1	-13M1	YE
Pin 2	-17M1	WHYE
Pin 3	GND	GN
Pin 4	-17L+	RD
Pin 5	-13.1L+1	WH

-SWITCHEDPWR3

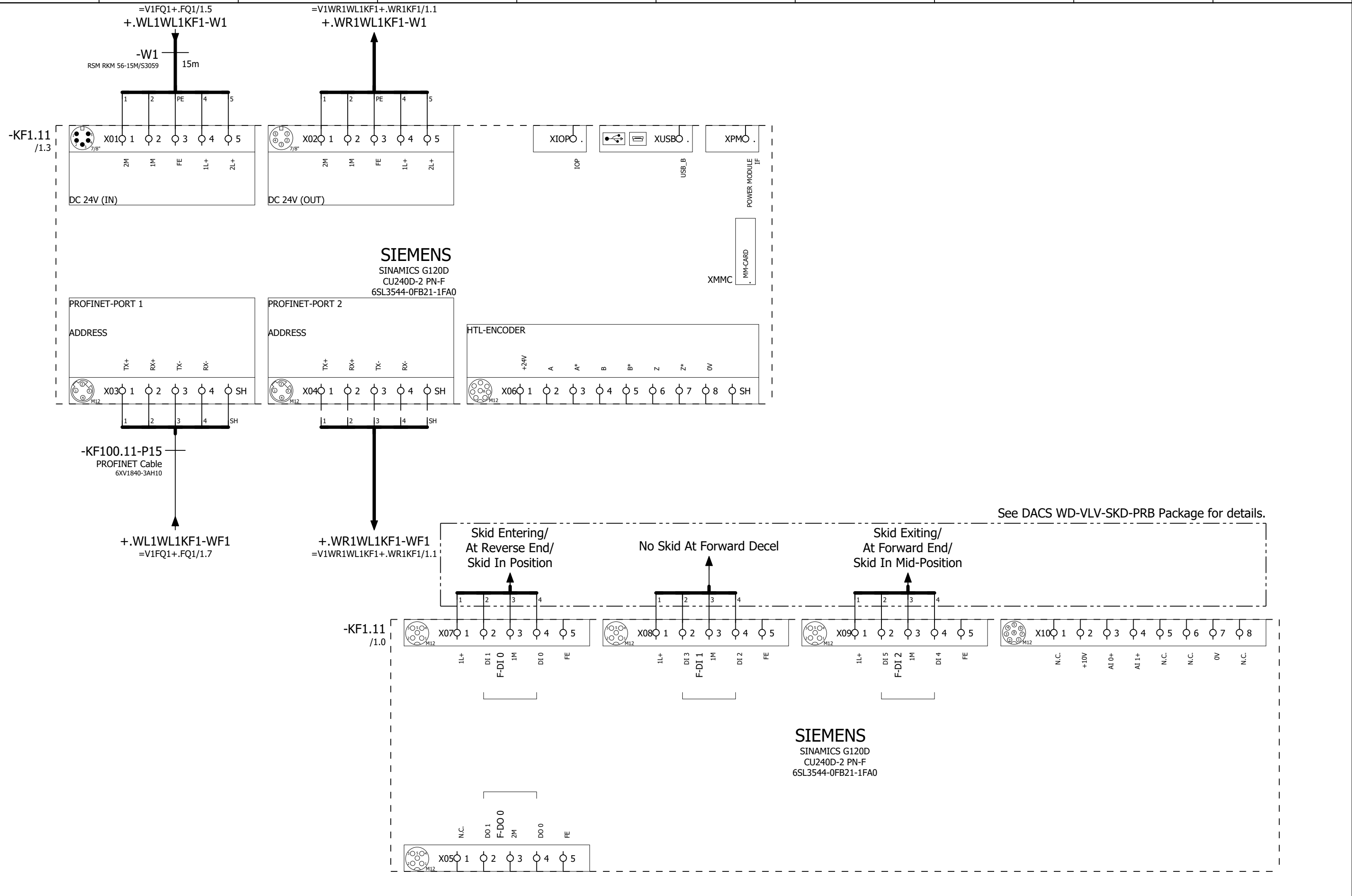


POWER IN / POWER OUT

- Pin 1: 0 V UA
- Pin 2: 0 V US
- Pin 3: FE
- Pin 4: +24 V US / 9 A
- Pin 5: +24 V UA / 9 A

Pin #	WIRE	COLOR
Pin 1	-14M1	YE
Pin 2	-18M1	WHYE
Pin 3	GND	GN
Pin 4	-18L+	RD
Pin 5	-14.1L+1	WH

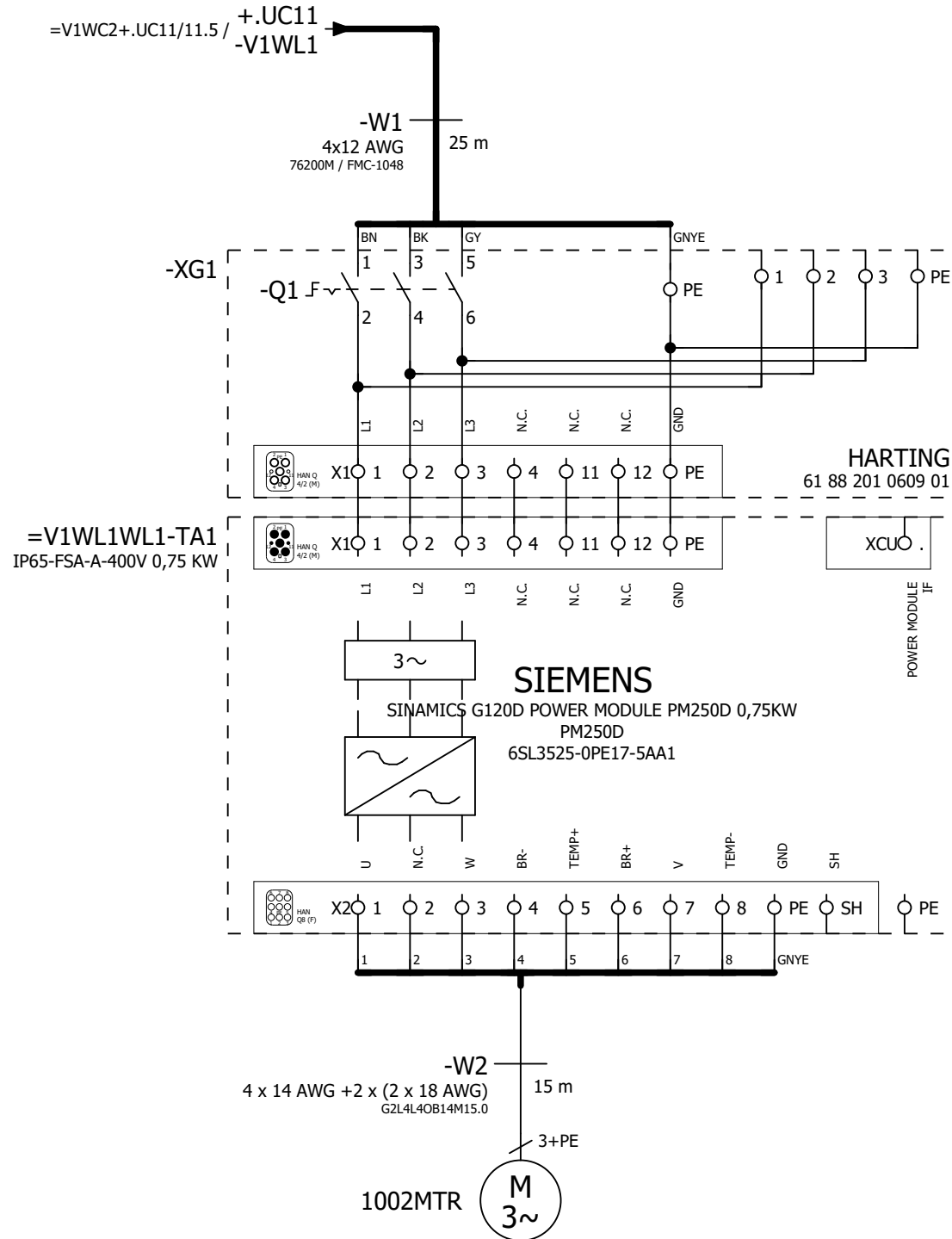
-SWITCHEDPWR4



See DACS WD-VLV-SKD-PRB Package for details.

=V1WC4+.UC15/23 =V1WL1WL1WC1+.WL1UC01/1

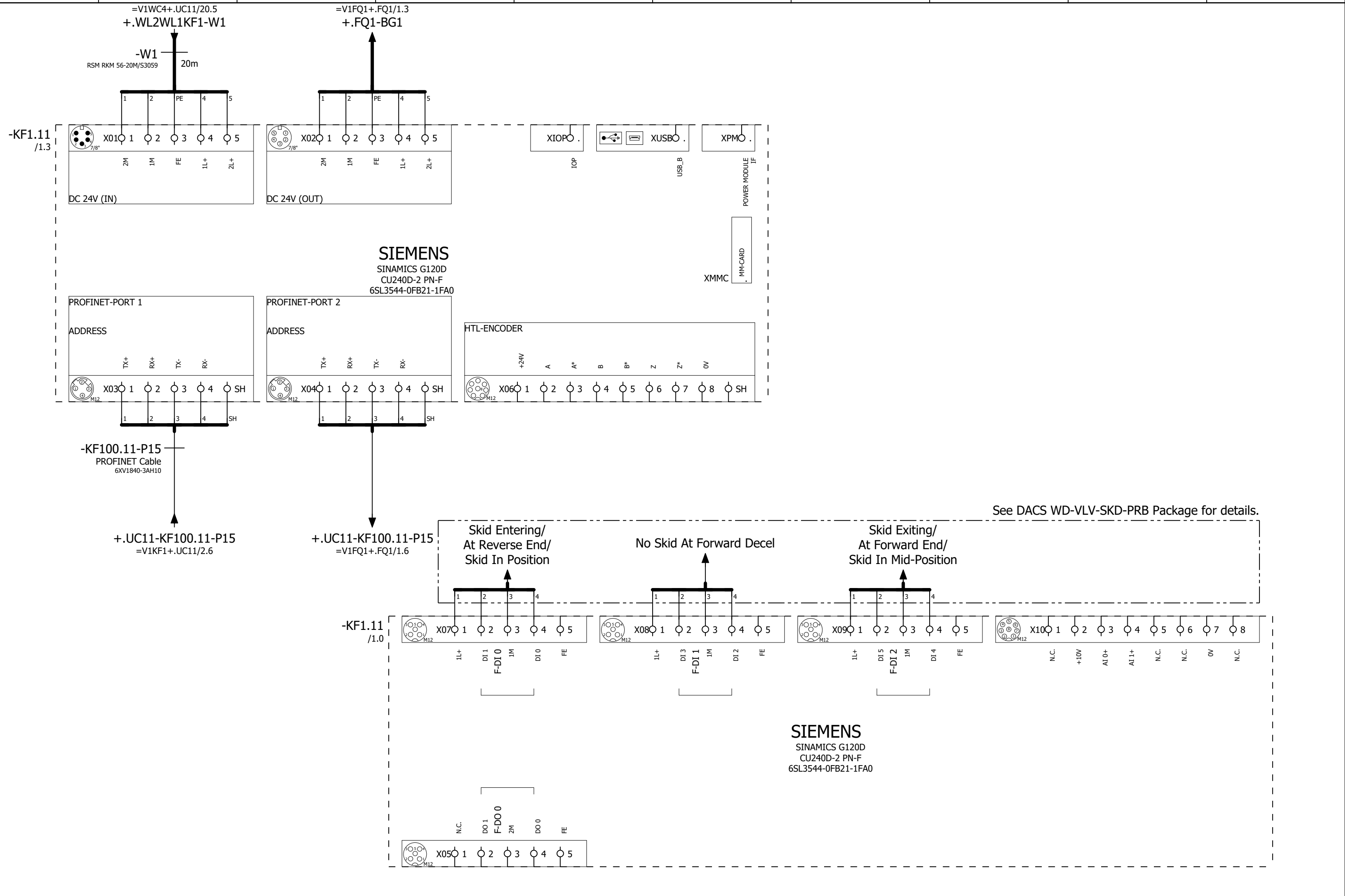
Date		3/18/2024		Volvo Trucks North America		Valiant TMS		G120D Control Unit		Drawing name:		= V1WL1WL1KF1	
Ed.		MKLEPADLO		P6700 Closure Hang - Cell 2V14		Scale 1:1				Document type:		= 2V14&EFS_EL	
Appr.				Replacement of		Replaced by				Project nr:		22-16175	
Modification		Date		Name		Original				Page		1	
										EFS		436	



=V1WL1WL1KF1+.WL1KF1/1

=V1WL2WL1KF1+.WL2KF1/1

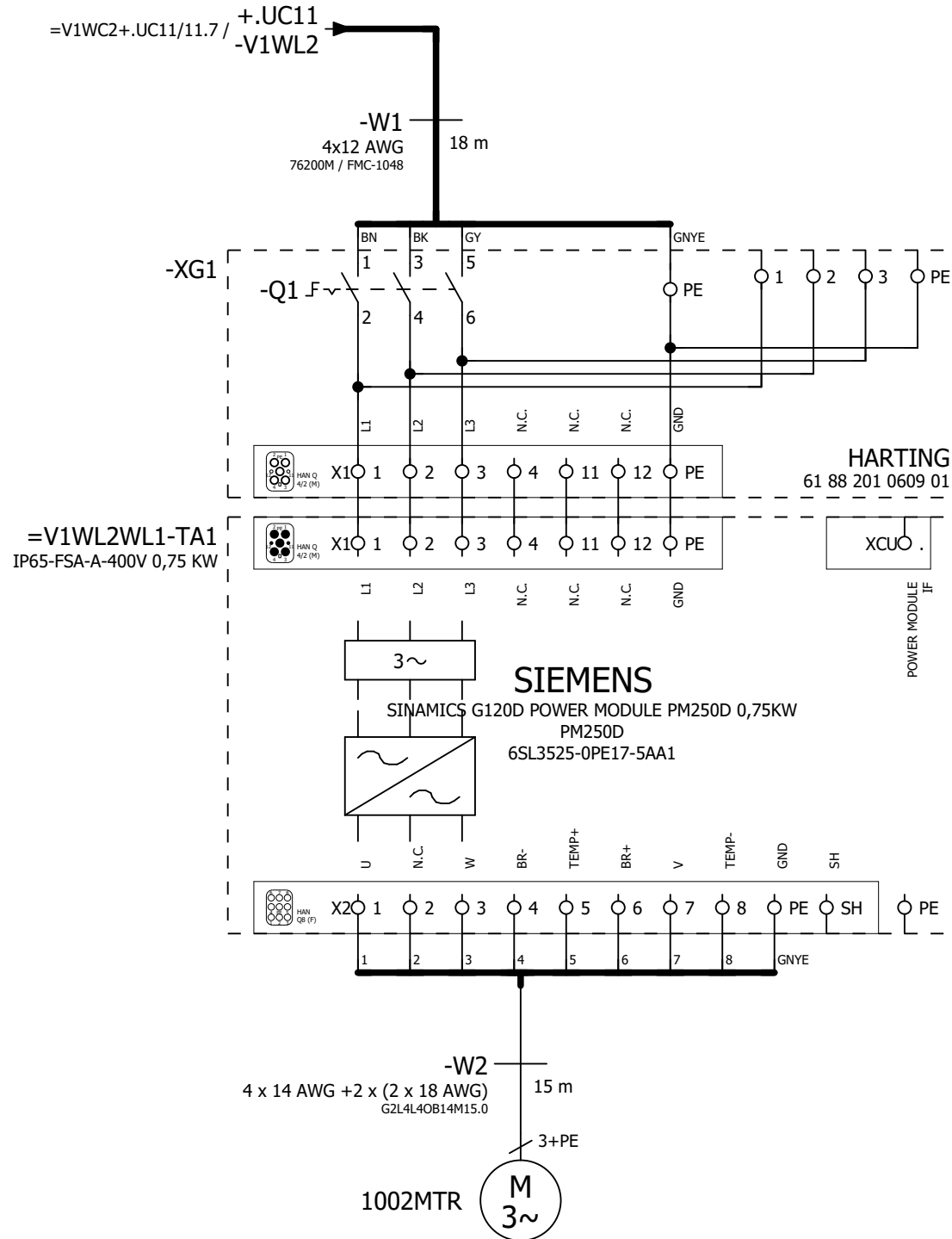
Date		3/18/2024	Volvo Trucks North America		Valiant TMS	Incoming power	Drawing name:		= V1WL1WL1WC1
Ed.		MKLEPADLO	P6700 Closure Hang - Cell 2V14				=2V14&EFS_EL		+ V1WL1UC01
Appr			Replacement of		Scale 1:1		Document type:		Page 1
Original			Replaced by				EFS		Project nr: 22-16175



=V1WL1WL1WC1+.WL1UC01/1

=V1WL2WL1WC1+.WL2UC01/1

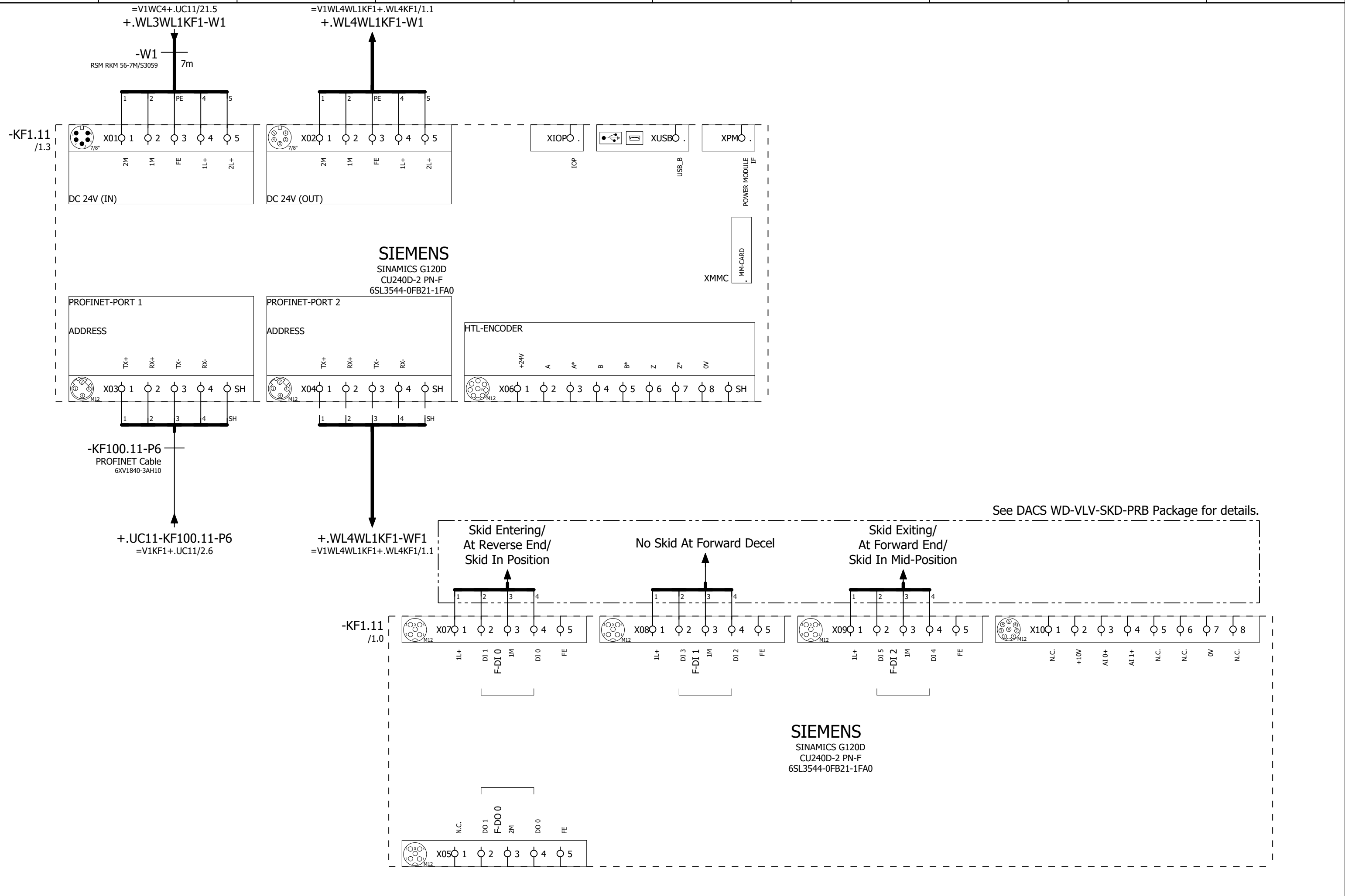
Date		3/18/2024	Volvo Trucks North America		Valiant TMS	G120D Control Unit	Drawing name:		= V1WL2WL1KF1
Ed.		MKLEPADLO	P6700 Closure Hang - Cell 2V14				Document type:		EFS
Appr.			Replacement of		Replaced by	Scale 1:1	Page		1
Modification	Date	Name	Original				Page		436



=V1WL2WL1KF1+.WL2KF1/1

=V1WL3WL1KF1+.WL3KF1/1

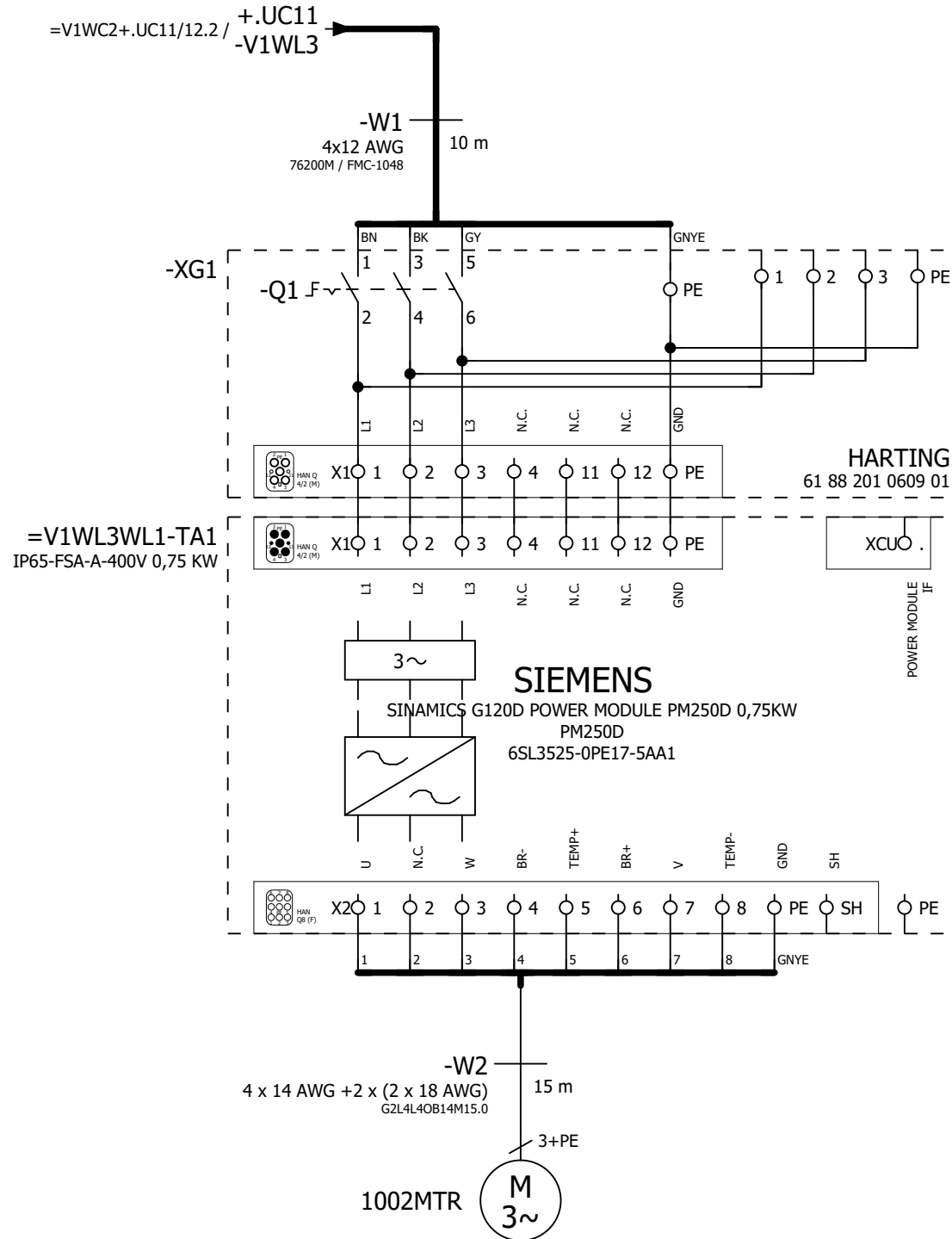
Date		3/18/2024	Volvo Trucks North America		Valiant TMS	Incoming power	Drawing name:		= V1WL2WL1WC1
Ed.		MKLEPADLO	P6700 Closure Hang - Cell 2V14				=2V14&EFS_EL		+ V1WL2UC01
Appr			Replacement of		Scale 1:1		Document type:		Page
Original			Replaced by				EFS	Project nr:	
Modification	Date	Name	Original				22-16175		436



=V1WL2WL1WC1+.WL2UC01/1


=V1WL3WL1WC1+.WL3UC01/1

Date		3/18/2024	Volvo Trucks North America		Valiant TMS		G120D Control Unit		Drawing name: =2V14&EFS_EL		= V1WL3WL1KF1 + V1WL3KF1	
Ed.		MKLEPADLO	P6700 Closure Hang - Cell 2V14		Scale 1:1				Document type: EFS		Project nr: 22-16175	
Appr.			Replacement of		Replaced by				Page		1	
Modification		Date	Name		Original				Page		436	

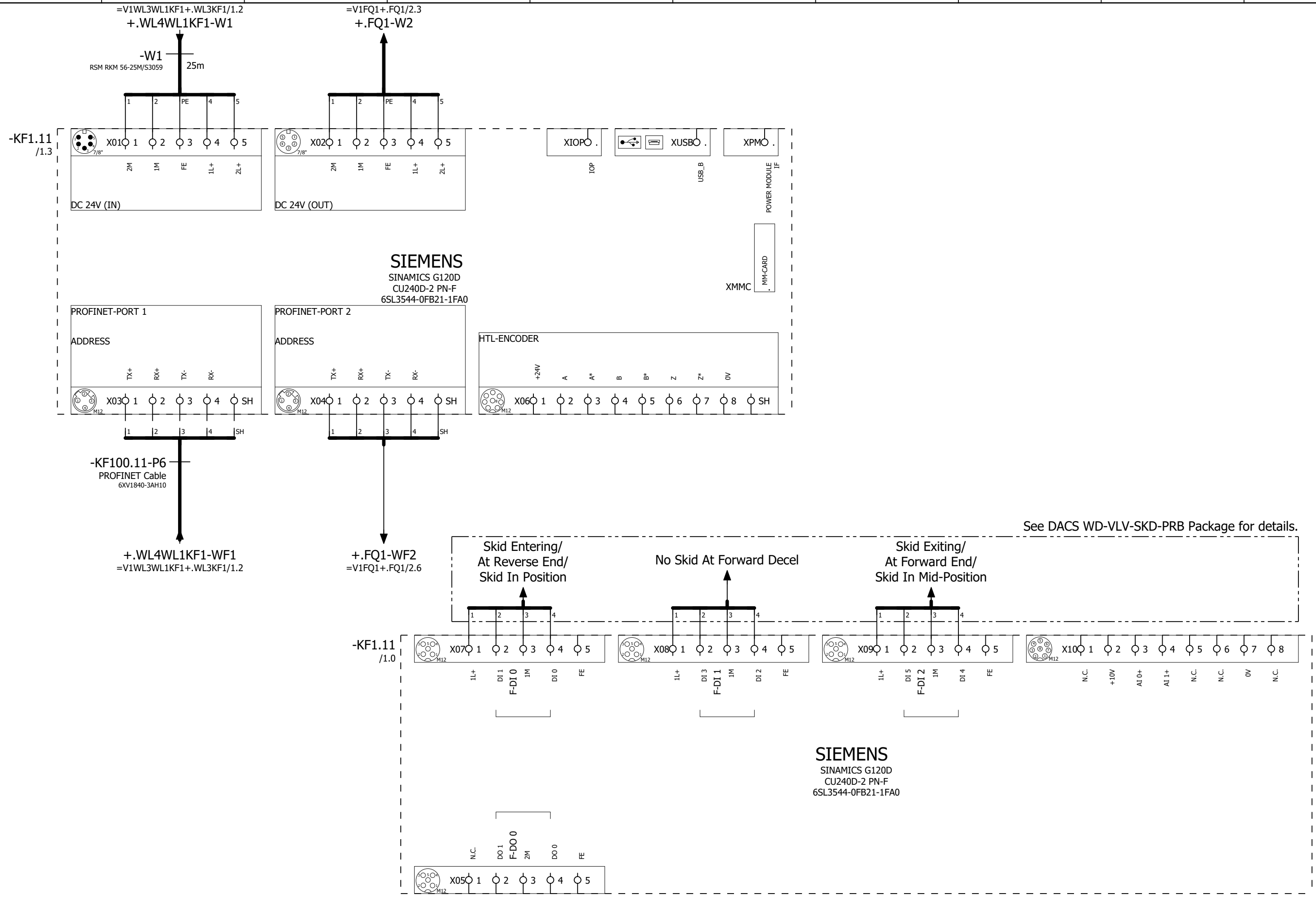


=V1WL3WL1KF1+.WL3KF1/1

=V1WL4WL1KF1+.WL4KF1/1

			Date	3/18/2024	Volvo Trucks North America	 Valiant TMS Incoming power	Drawing name:		= V1WL3WL1WC1	
			Ed.	MKLEPADLO	P6700 Closure Hang - Cell 2V14		=2V14&EFS_EL		+ V1WL3UC01	
			Appr		Replacement of	Replaced by	Document type:	Project nr:	Page	
Modification	Date	Name	Original				EFS	22-16175	1	
									436	





See DACS WD-VLV-SKD-PRB Package for details.

=V1WL3WL1WC1+.WL3UC01/1

=V1WL4WL1WC1+.WL4UC01/1

Date		3/18/2024	Volvo Trucks North America		Valiant TMS	G120D Control Unit	Drawing name:		= V1WL4WL1KF1
Ed.		MKLEPADLO	P6700 Closure Hang - Cell 2V14				=2V14&EFS_EL		+ V1WL4KF1
Appr			Replacement of		Scale 1:1		Document type:		Project nr:
Modification	Date	Name	Original	Replaced by			EFS	22-16175	Page
									436

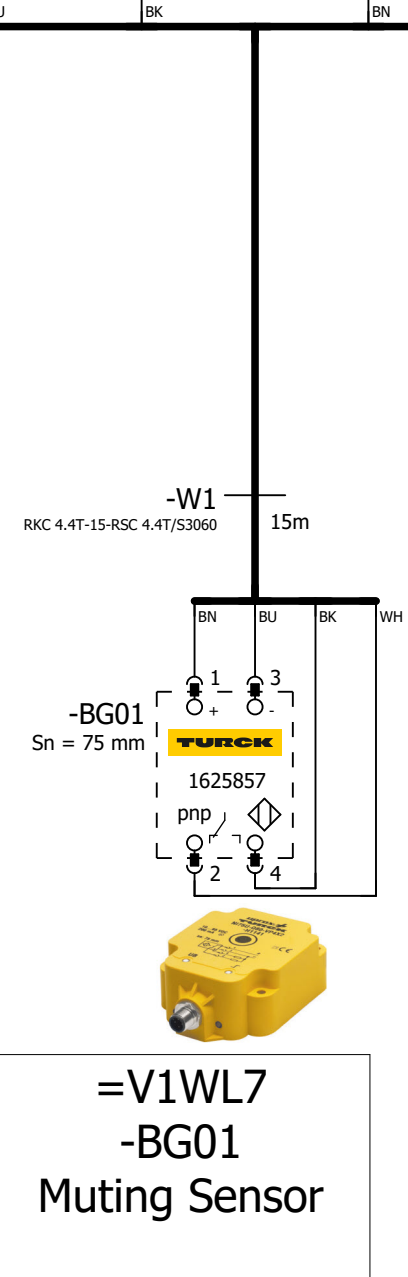
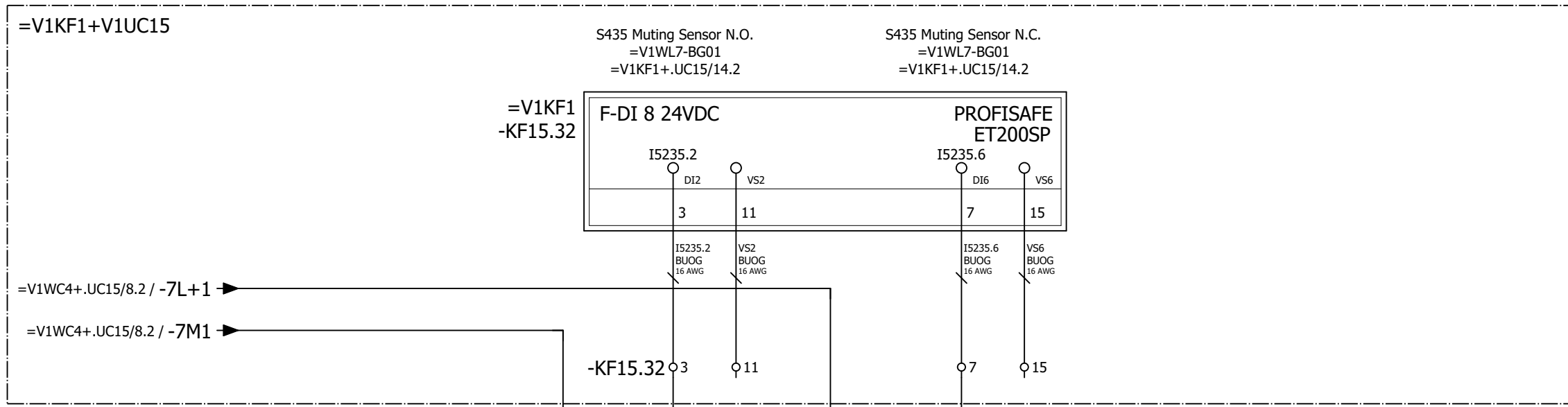










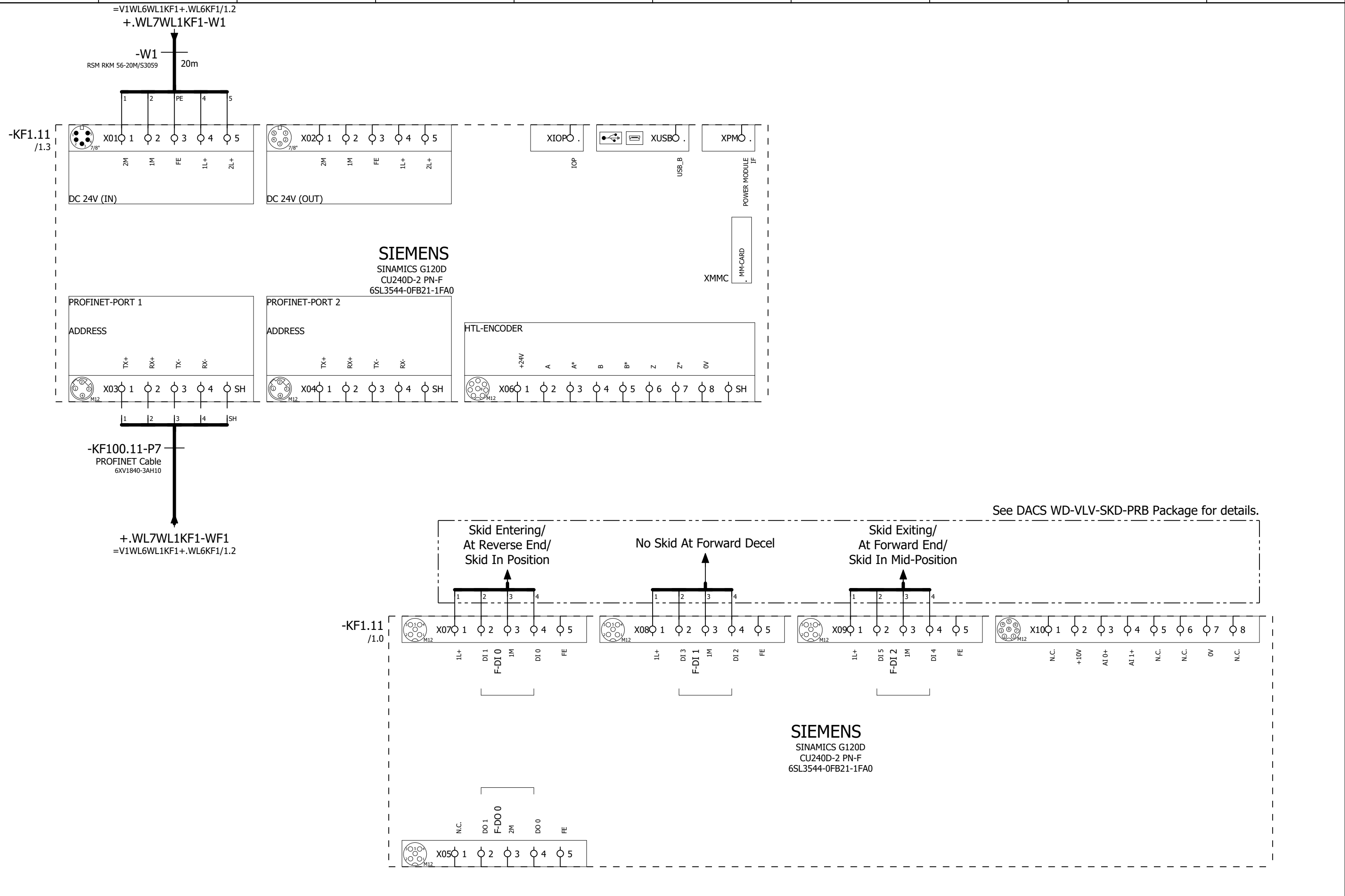


=V1WL7  
-BG01  
Muting Sensor

=V1WL6WL1WC1+.WL6UC01/1

=V1WL7WL1KF1+.WL7KF1/1

Date		3/18/2024	Volvo Trucks North America		Valiant TMS	SENSORS	Drawing name:		= V1WL7BG0
Ed.		MKLEPADLO	P6700 Closure Hang - Cell 2V14				=2V14&EFS_EL		+ V1WL7
Appr			Replacement of		Scale 1:1		Document type:		Page 1
Modification	Date	Name	Original	Replaced by			EFS	Project nr:	



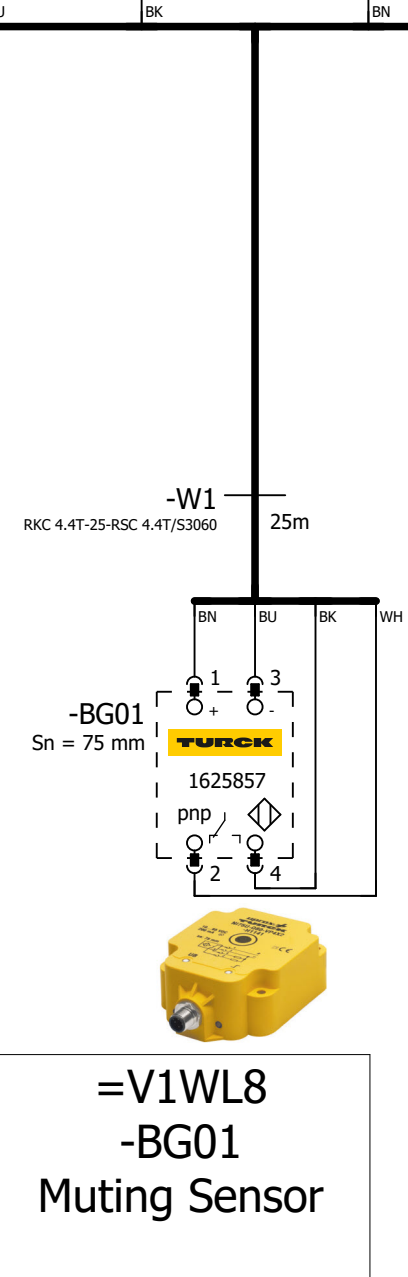
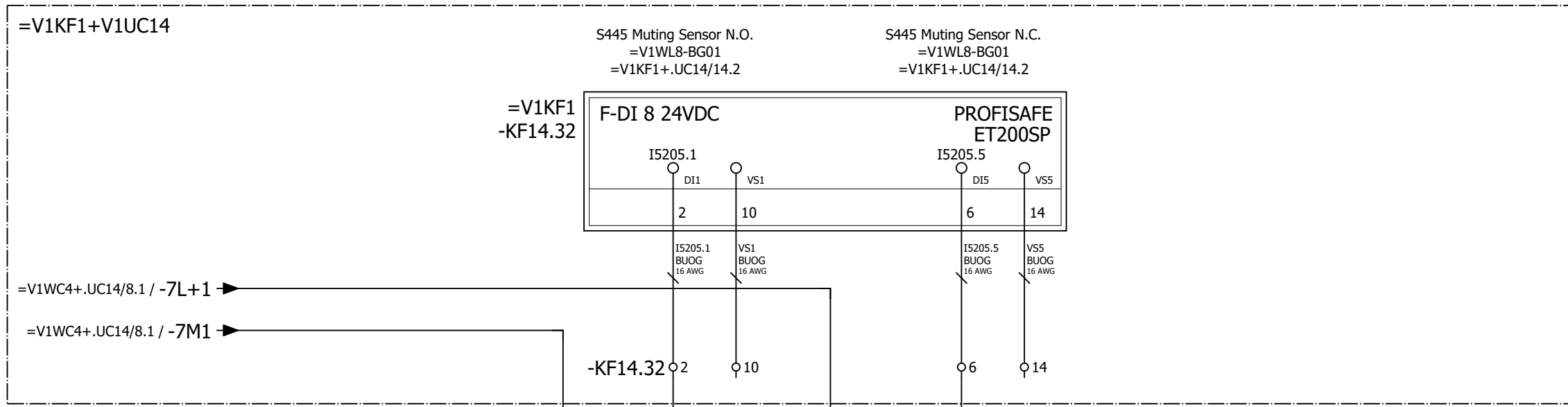
=V1WL7BG0+V1WL7/1

=V1WL7WL1WC1+.WL7UC01/1

Date		3/18/2024	Volvo Trucks North America		Valiant TMS	G120D Control Unit	Drawing name:		= V1WL7WL1KF1
Ed.		MKLEPADLO	P6700 Closure Hang - Cell 2V14				=2V14&EFS_EL		+ V1WL7KF1
Appr			Replacement of		Scale 1:1		Document type:		EFS
Original			Replaced by				Project nr:		22-16175
Modification	Date	Name	Original				Page		1
									436







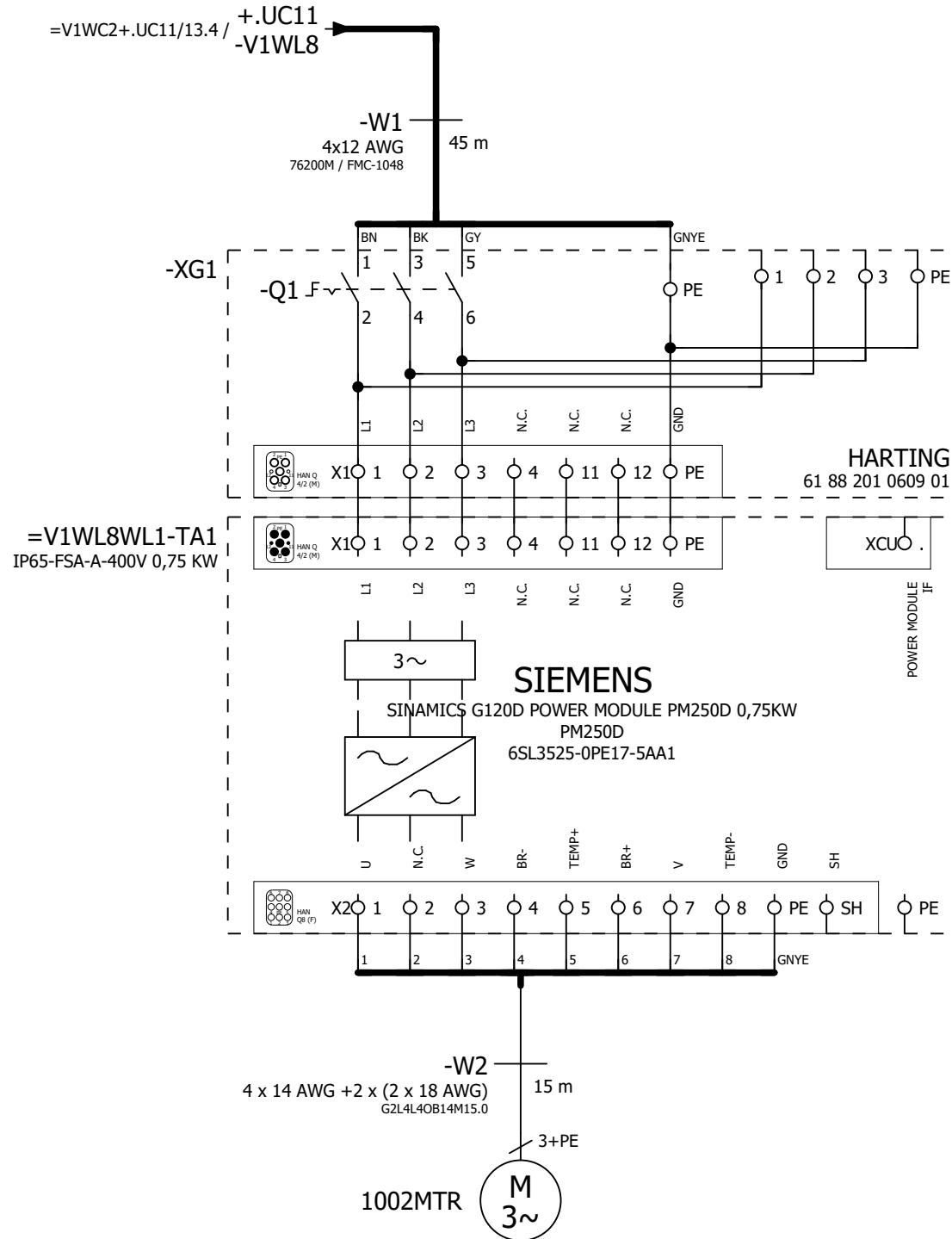
=V1WL8  
-BG01  
Muting Sensor

=V1WL7WL1WC1+.WL7UC01/1

=V1WL8WL1KF1+.WL8KF1/1

Date		3/18/2024	Volvo Trucks North America		Valiant TMS	SENSORS	Drawing name:		= V1WL8BG0
Ed.		MKLEPADLO	P6700 Closure Hang - Cell 2V14				=2V14&EFS_EL		+ V1WL8
Appr			Replacement of		Scale 1:1		Document type:		Page
Modification	Date	Name	Replaced by				EFS	Project nr:	22-16175
									436

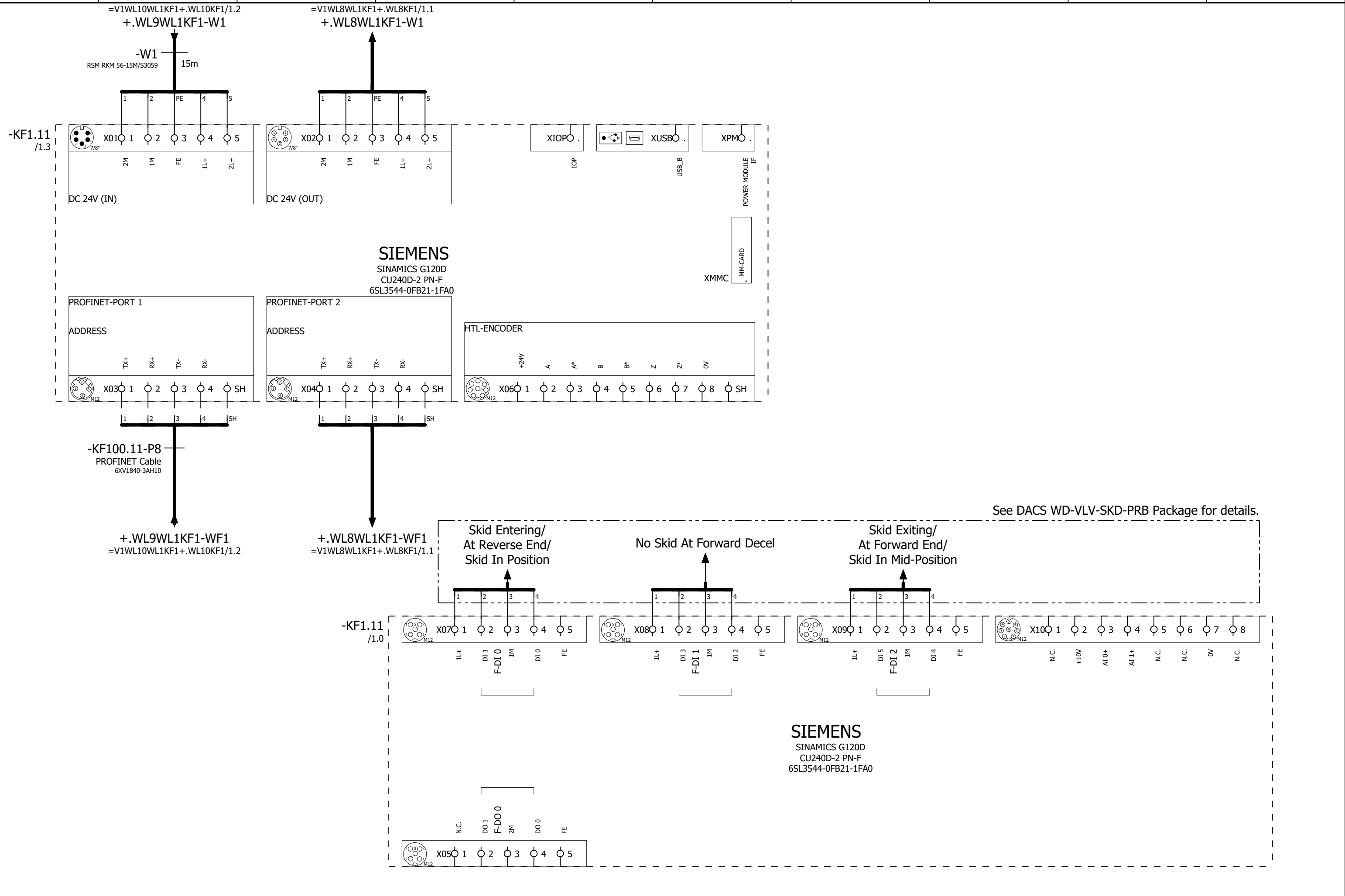


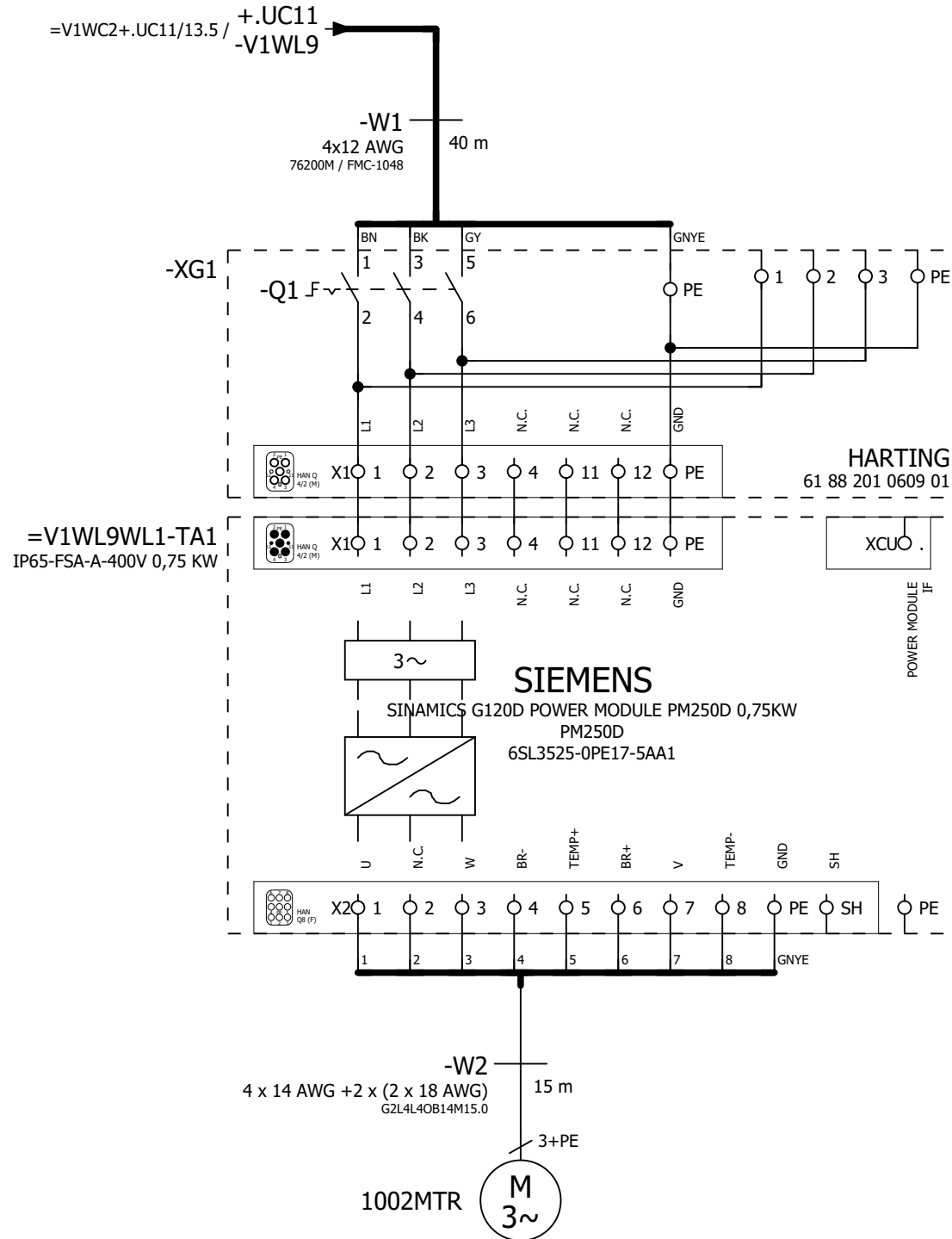


=V1WL8WL1KF1+.WL8KF1/1

=V1WL9WL1KF1+.WL9KF1/1

Date		3/18/2024	Volvo Trucks North America		Valiant TMS	Incoming power	Drawing name:		= V1WL8WL1WC1
Ed.		MKLEPADLO	P6700 Closure Hang - Cell 2V14				=2V14&EFS_EL		+ V1WL8UC01
Appr			Replacement of		Scale 1:1		Document type:		Page
Original			Replaced by				EFS	Project nr:	22-16175
Modification	Date	Name	Original						436

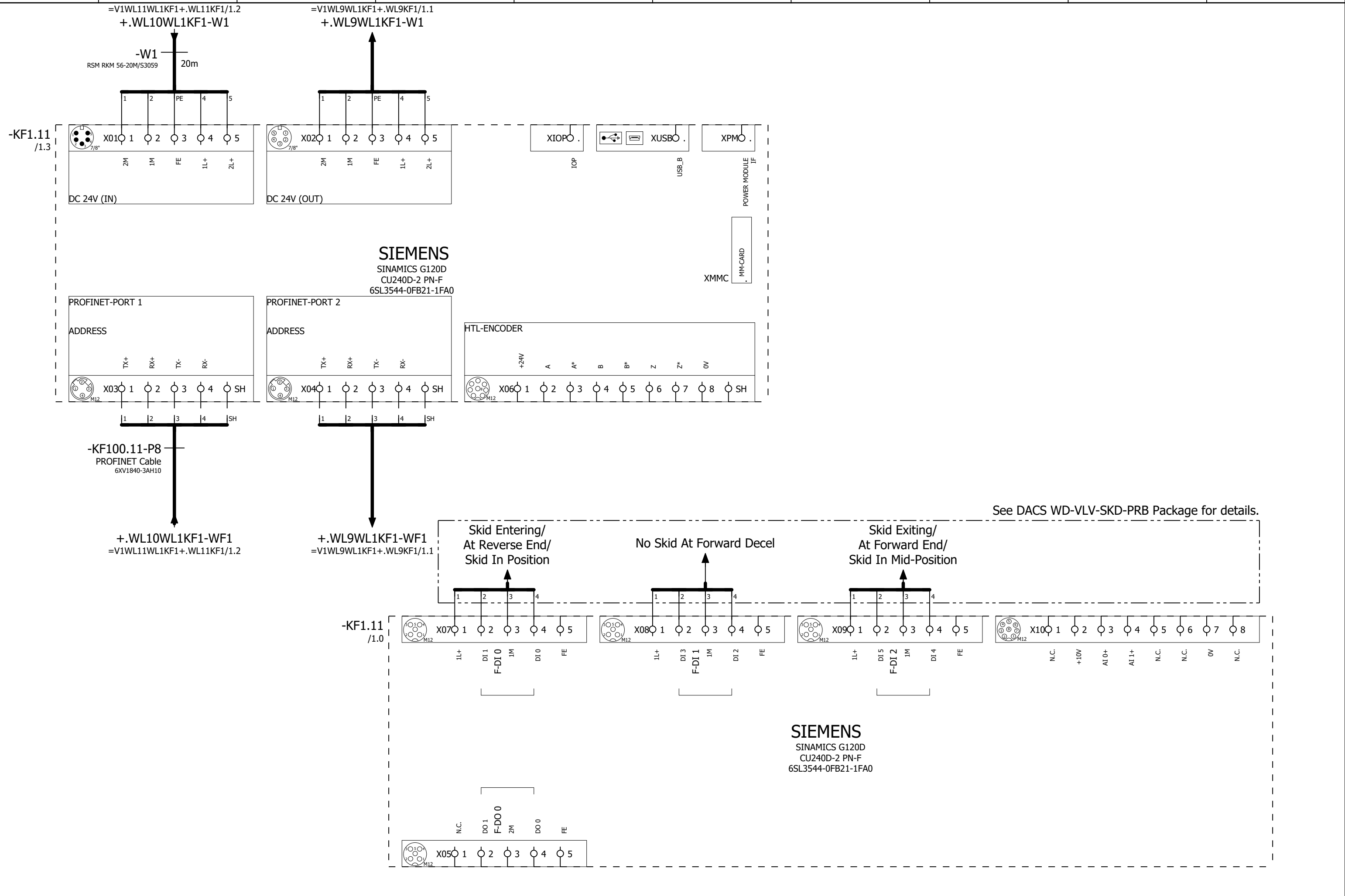




=V1WL9WL1KF1+.WL9KF1/1

=V1WL10WL1KF1+.WL10KF1/1

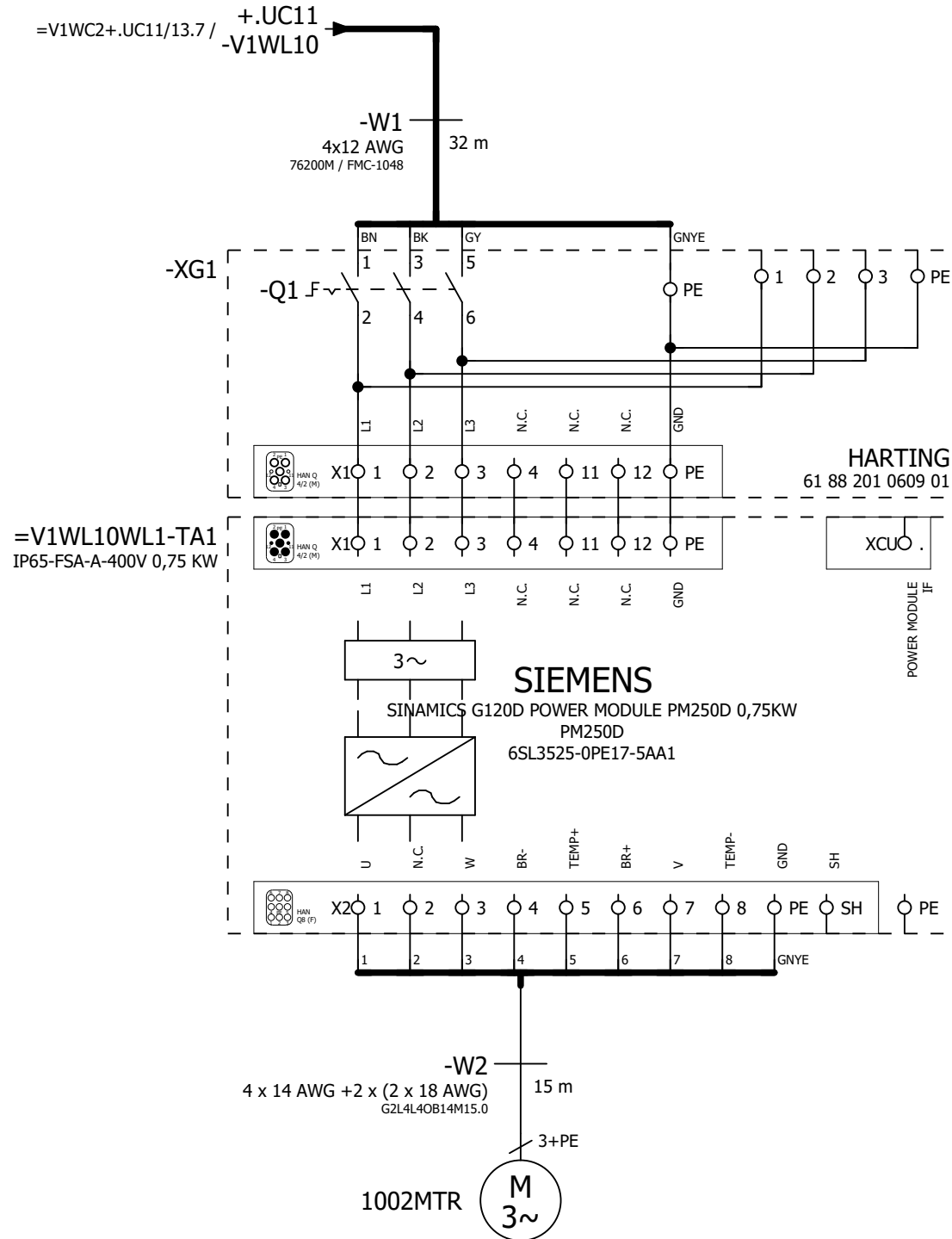
Date		3/18/2024	Volvo Trucks North America		Valiant TMS	Incoming power	Drawing name:		= V1WL9WL1WC1
Ed.		MKLEPADLO	P6700 Closure Hang - Cell 2V14				=2V14&EFS_EL		+ V1WL9UC01
Appr			Replacement of		Scale 1:1		Document type:		Page
Original			Replaced by				EFS	Project nr:	22-16175
Modification	Date	Name	Original						436



=V1WL9WL1WC1+.WL9UC01/1

=V1WL10WL1WC1+.WL10UC01/1

Date		3/18/2024	Volvo Trucks North America		Valiant TMS	G120D Control Unit	Drawing name:		= V1WL10WL1KF1
Ed.		MKLEPADLO	P6700 Closure Hang - Cell 2V14				=2V14&EFS_EL		+ V1WL10KF1
Appr			Replacement of		Scale 1:1		Document type:		Project nr:
Modification	Date	Name	Original	Replaced by			EFS	22-16175	Page
									436



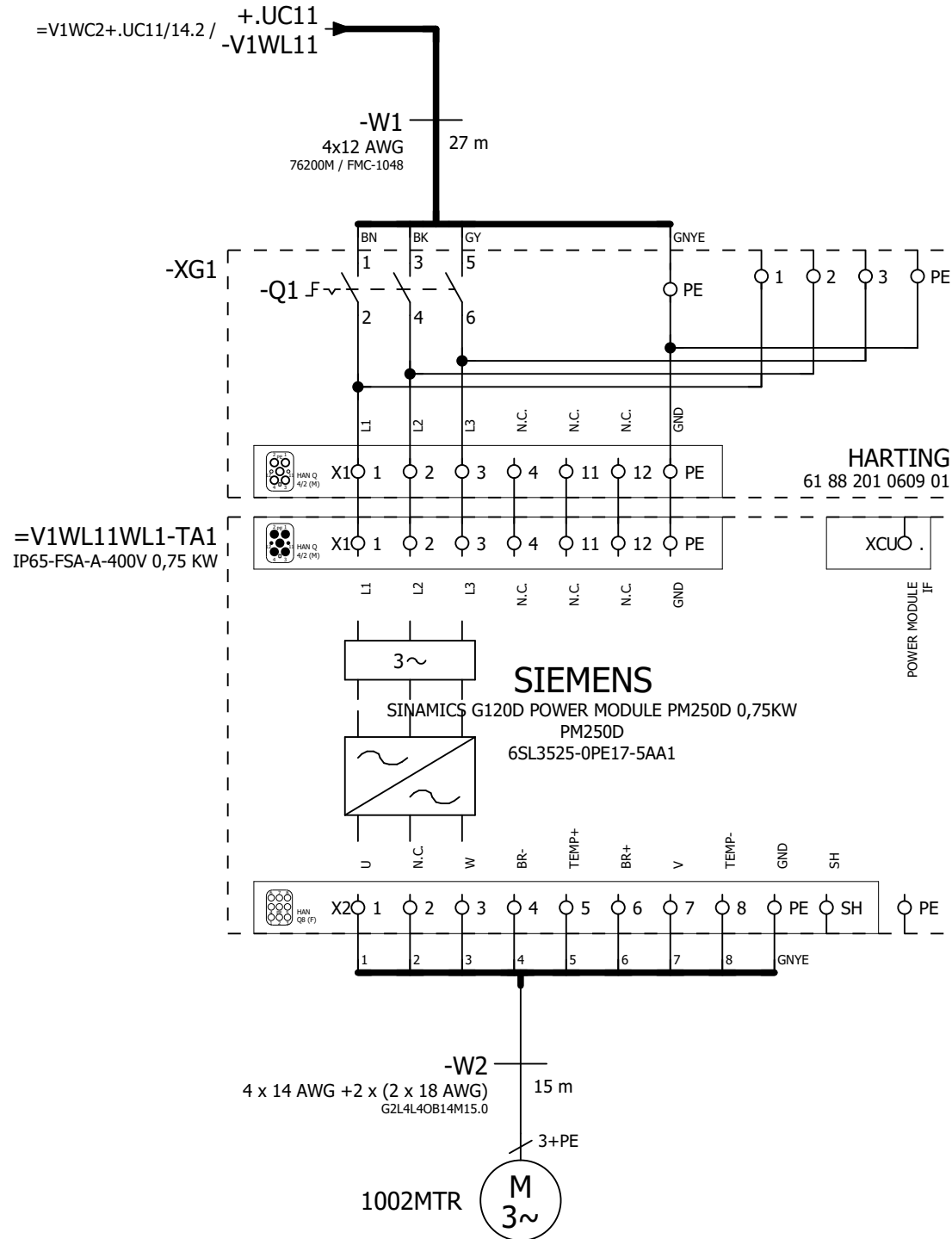
=V1WL10WL1KF1+.WL10KF1/1

=V1WL11WL1KF1+.WL11KF1/1

Date		3/18/2024		Volvo Trucks North America		Valiant TMS		Incoming power		Drawing name:		= V1WL10WL1WC1	
Ed.		MKLEPADLO		P6700 Closure Hang - Cell 2V14		Scale 1:1				Document type:		= 2V14&EFS_EL	
Appr				Replacement of		Replaced by				Project nr:		+ V1WL10UC01	
Modification	Date	Name	Original								Page	1	
										EFS	22-16175	436	





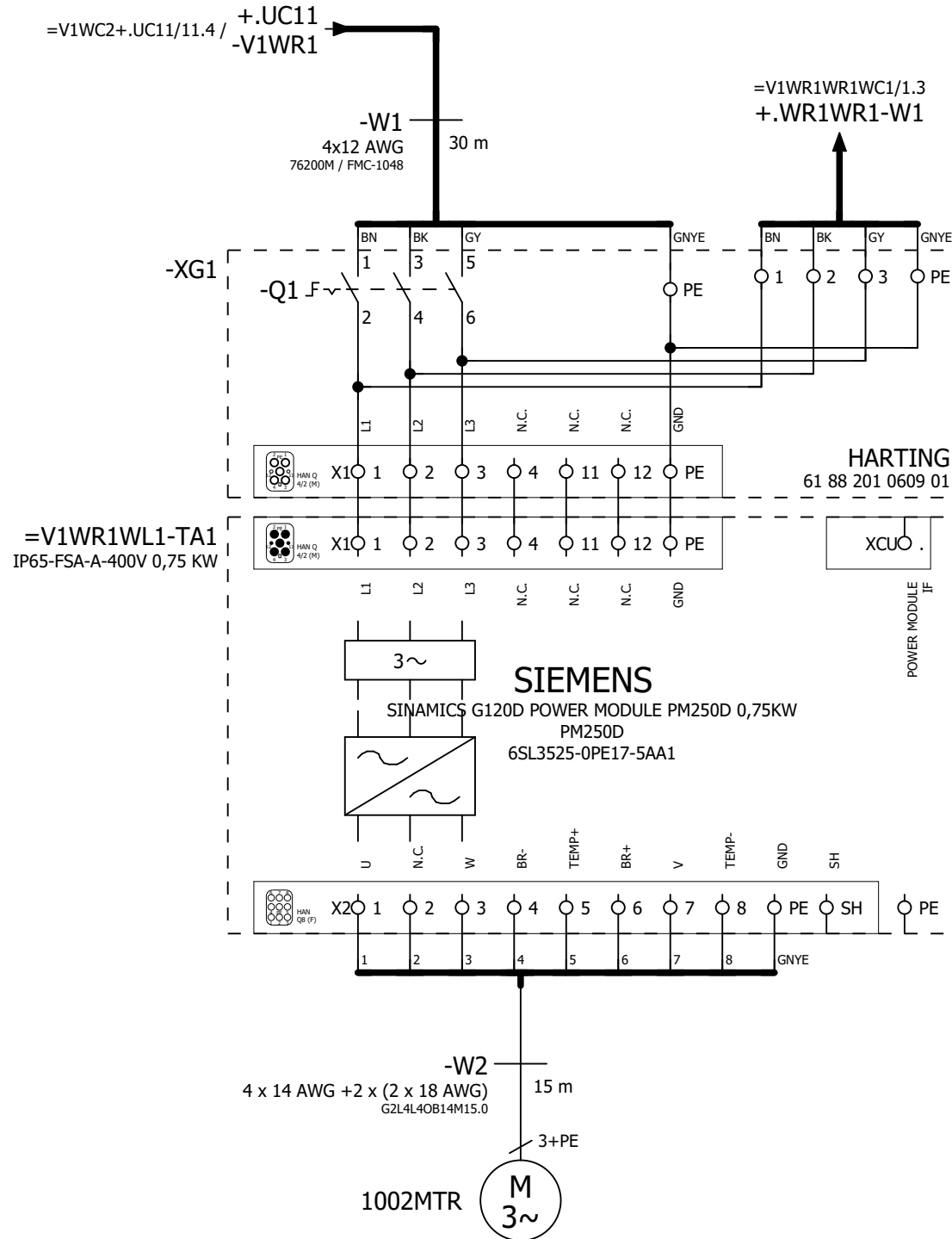


=V1WL11WL1KF1+.WL11KF1/1

=V1WR1WL1KF1+.WR1KF1/1

Date		3/18/2024		Volvo Trucks North America		Valiant TMS		Incoming power		Drawing name:		= V1WL11WL1WC1	
Ed.		MKLEPADLO		P6700 Closure Hang - Cell 2V14		Scale 1:1				Document type:		= 2V14&EFS_EL	
Appr.				Replacement of		Replaced by				Project nr:		+ V1WL11UC01	
Modification	Date	Name	Original								Page	1	
										EFS	22-16175	436	

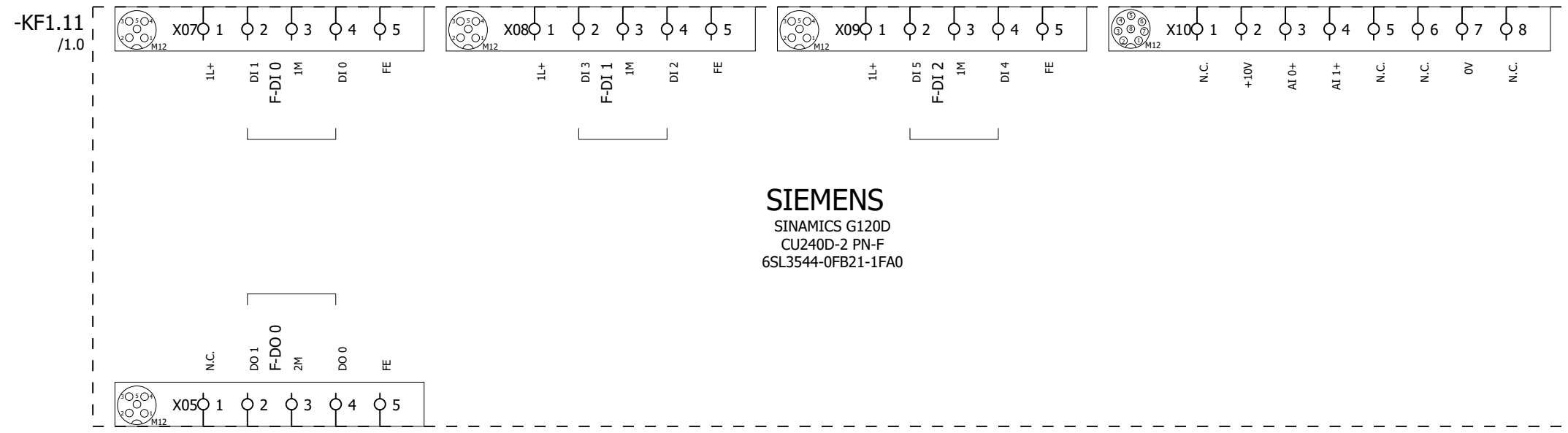
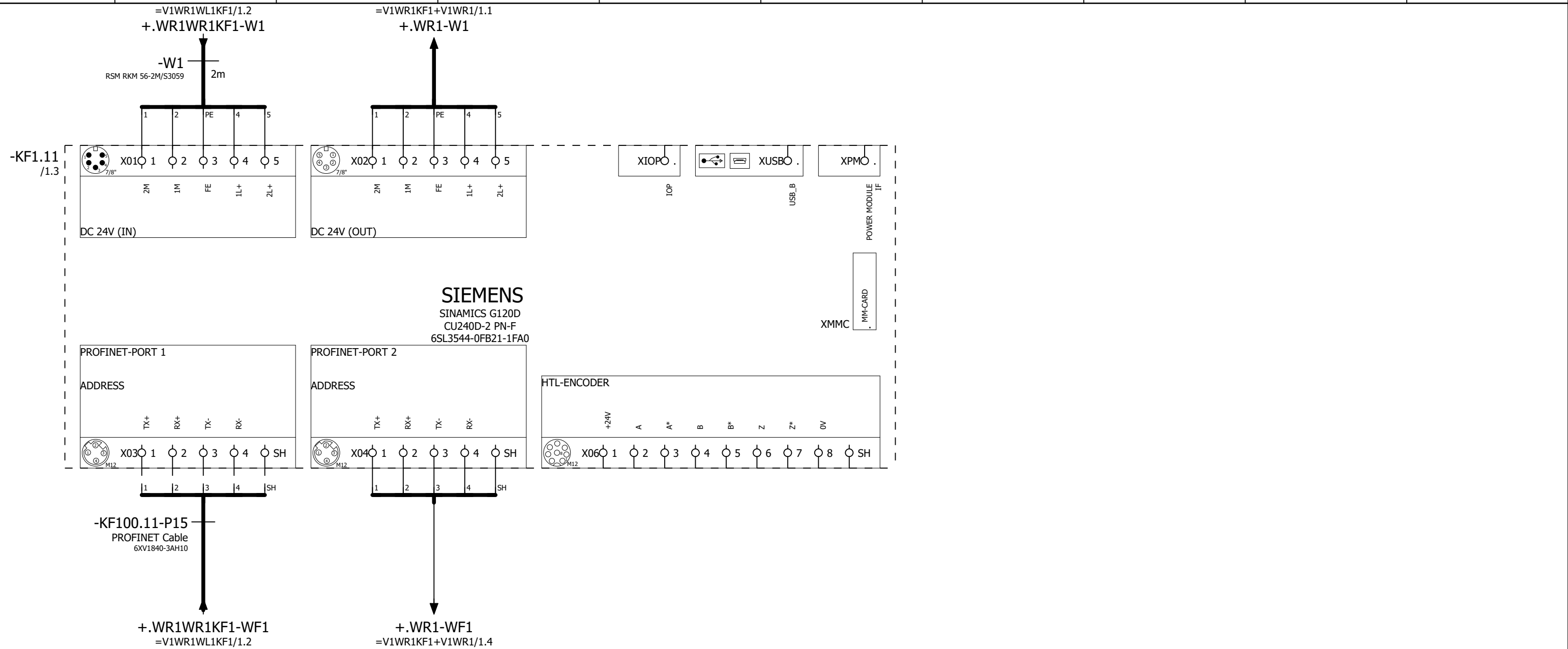


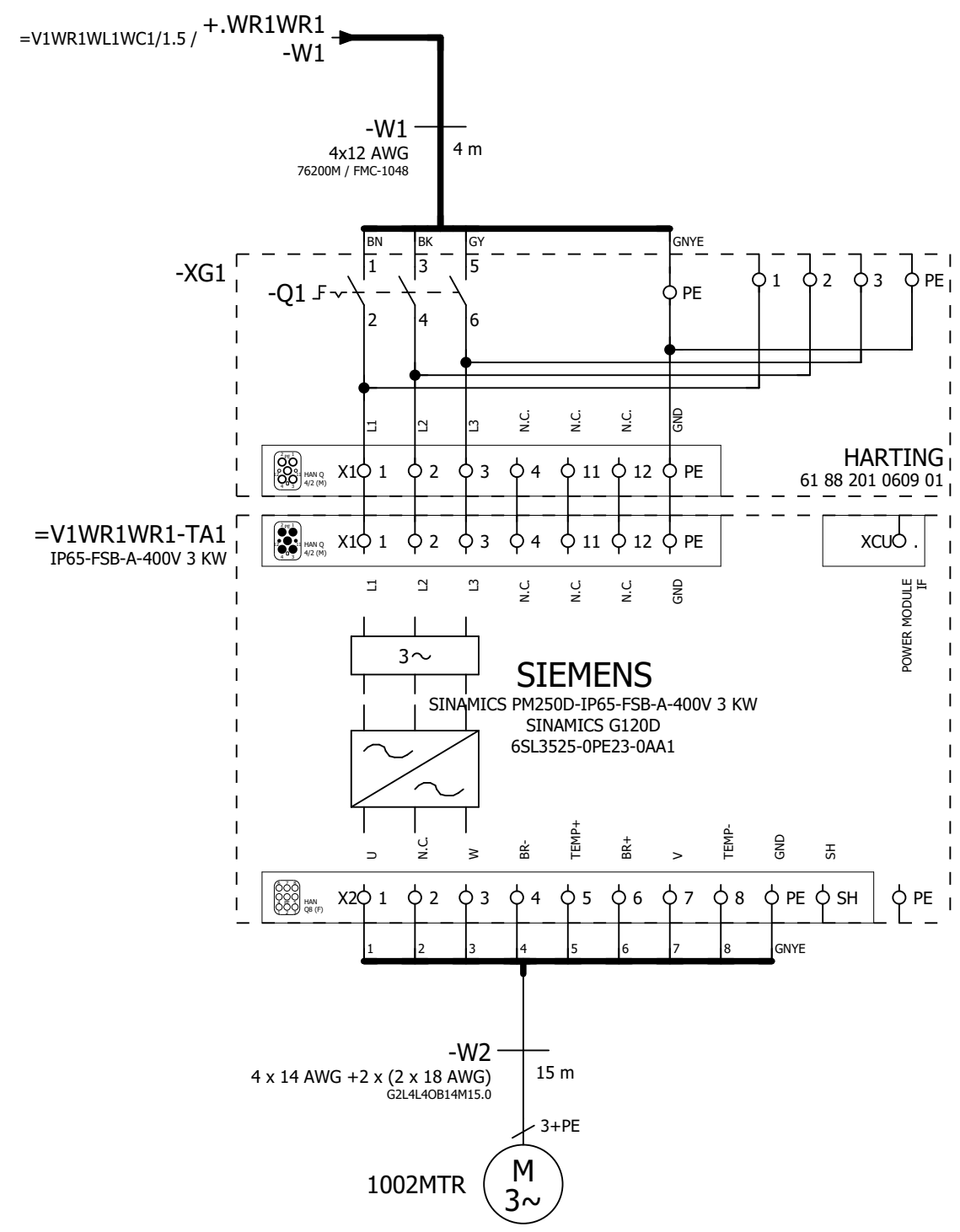


=V1WR1WL1KF1+.WR1KF1/1

=V1WR1WR1KF1+.WR1KF1/1

Date		3/18/2024		Volvo Trucks North America		Valiant TMS		Incoming power		Drawing name:		= V1WR1WL1WC1	
Ed.		MKLEPADLO		P6700 Closure Hang - Cell 2V14		Scale 1:1				Document type:		= 2V14&EFS_EL	
Appr.				Replacement of		Replaced by				Project nr:		+ V1WR1UC01	
Modification		Date		Name		Original				EFS		Page 1	
										22-16175		436	





=V1WR1WR1KF1+.WR1KF1/1

=V1WR1KF1+V1WR1/1


Date		3/18/2024	Volvo Trucks North America		Valiant TMS	Incoming power	Drawing name:		= V1WR1WR1WC1
Ed.		MKLEPADLO	P6700 Closure Hang - Cell 2V14				=2V14&EFS_EL		+ V1WR1UC01
Appr.			Replacement of		Scale 1:1		Document type:		Page
Modification	Date	Name	Original	Replaced by			EFS	Project nr:	22-16175
									436



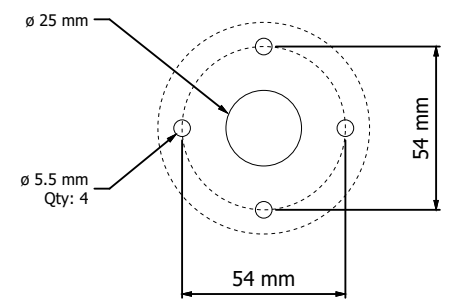
-UC31  
/2.3



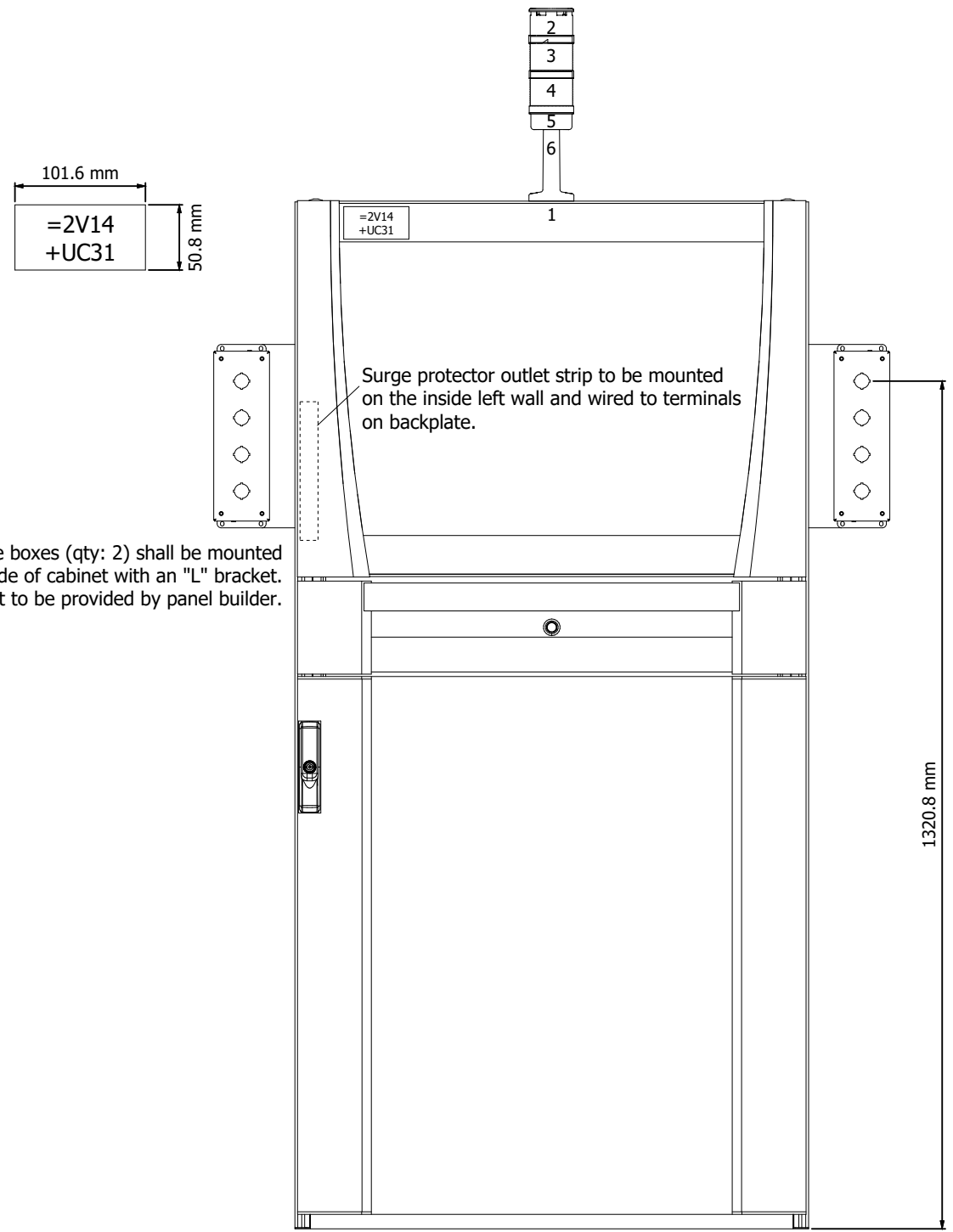
&EFS=V1WR1KF1+V1WR1/1

		Date	3/18/2024	Volvo Trucks North America		Valiant TMS	Layout UC31 MOP	Drawing name: =2V14&EFS_EL		= KF0
		Ed.	MKLEPADLO	P6700 Closure Hang - Cell 2V14					+ UC31	
Modification	Date	Name	Original	Replacement of	Replaced by	Scale 1:1		Document type: ELU	Project nr: 22-16175	Page 1
									436	



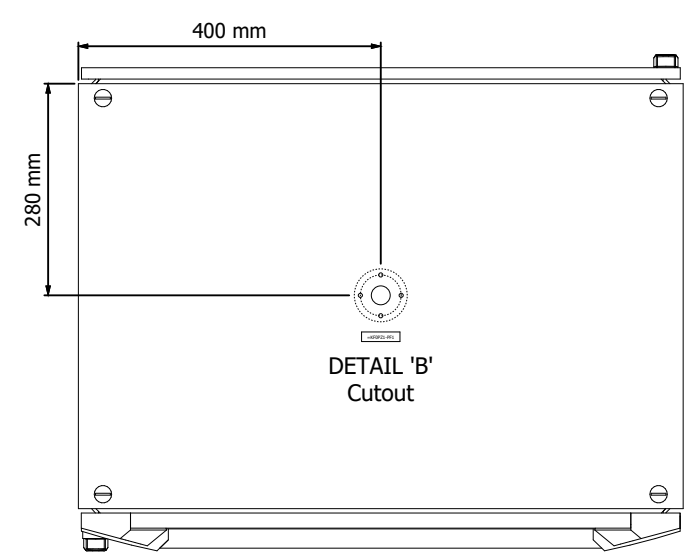


DETAIL 'B'  
ABB Stack light  
K70 series

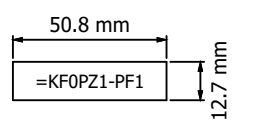


Enclosure boxes (qty: 2) shall be mounted to the side of cabinet with an "L" bracket.  
\* Mounting bracket to be provided by panel builder.

Surge protector outlet strip to be mounted on the inside left wall and wired to terminals on backplate.

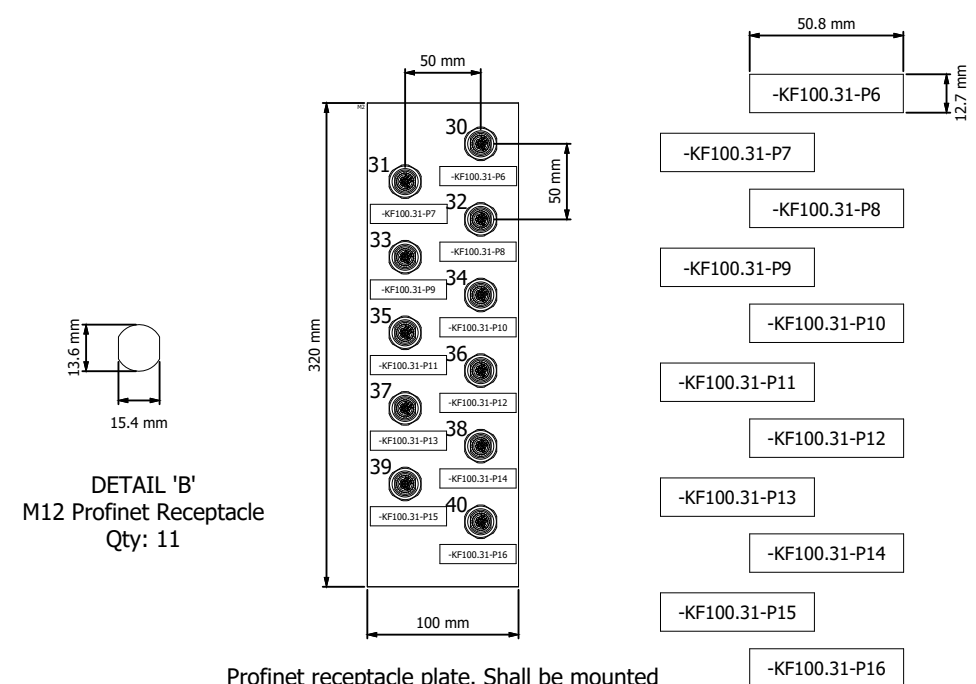
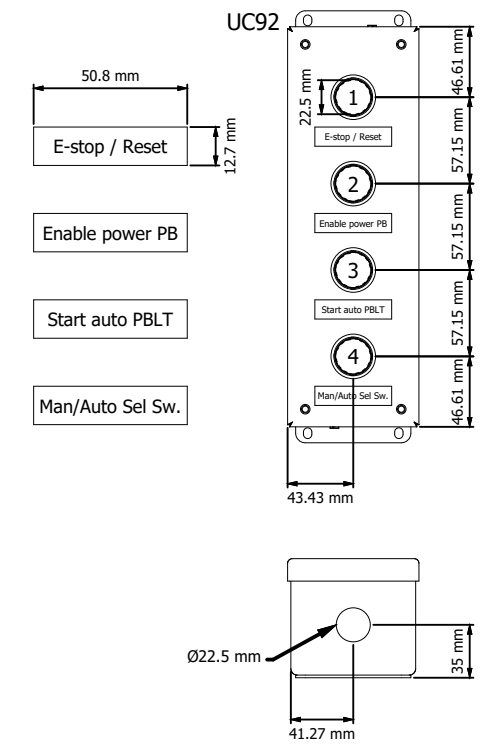
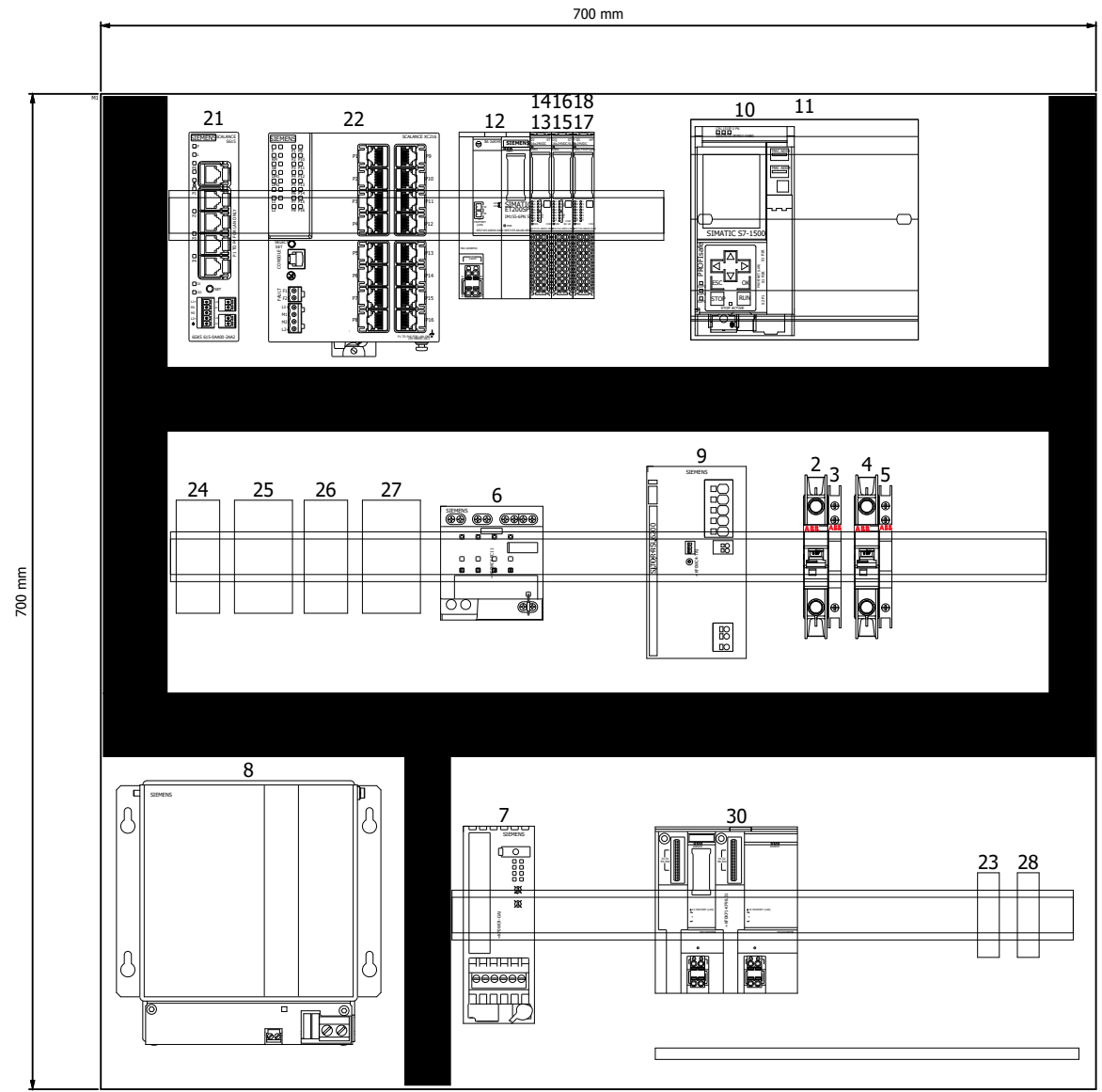
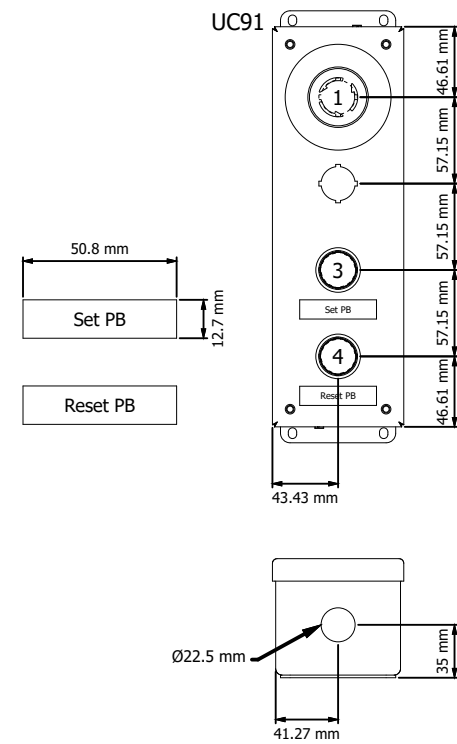


Top View of Enclosure



Enclosure panel shall be finished in RAL 7035 Light Grey paint.

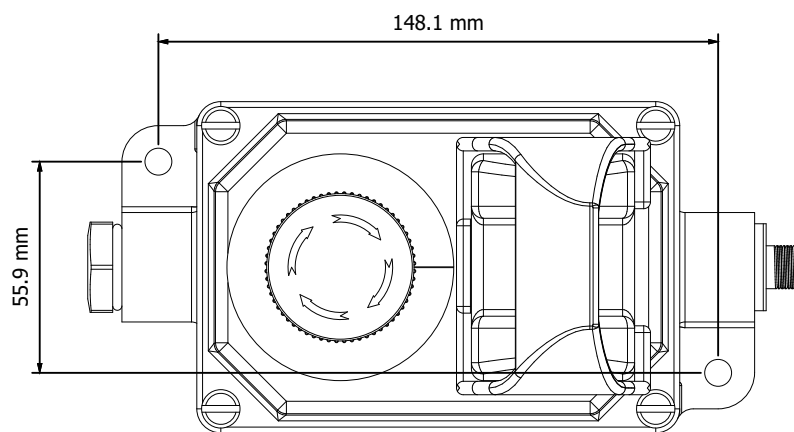
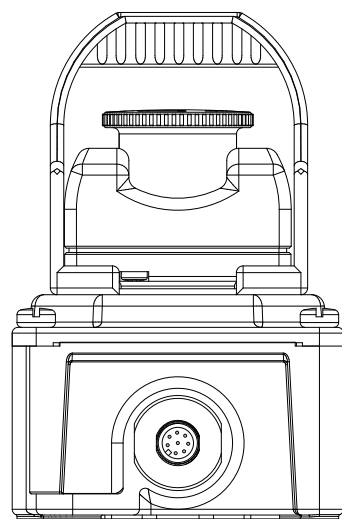
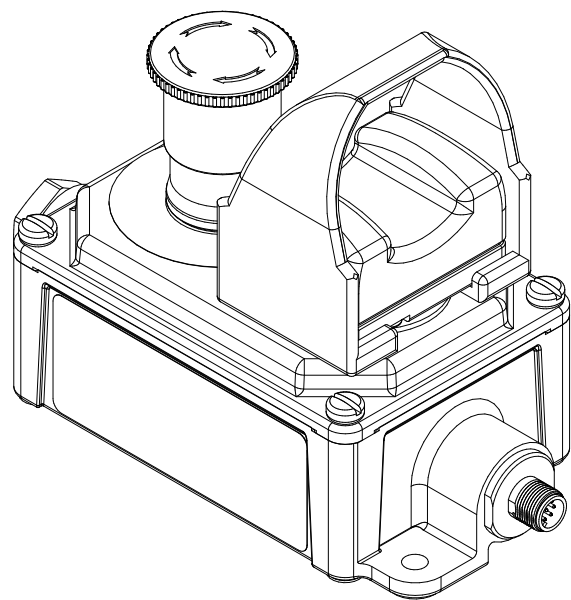
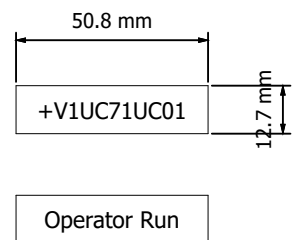
1		3	
Date	2/23/2024	Volvo Trucks North America	Valiant TMS
Ed.	MKLEPADLO	P6700 Closure Hang - Cell 2V14	Layout UC31 MOP External View
Appr.			
Modification	Date	Name	Original
		Replacement of	Replaced by
			Scale 1:10
Drawing name:		= 2V14&EFS_EL	
Document type:		ELU	
Project nr:		22-16175	
= KF0		+ UC31	
Page			2
Page			436



Profinet receptacle plate. Shall be mounted to left side of subplate with a bracket.  
\* Mounting bracket to be provided by panel builder.


=V1SF0SF1+V1UC71/1

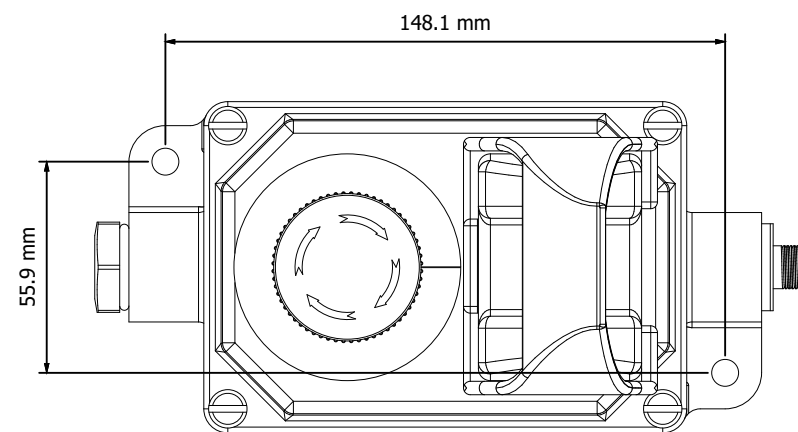
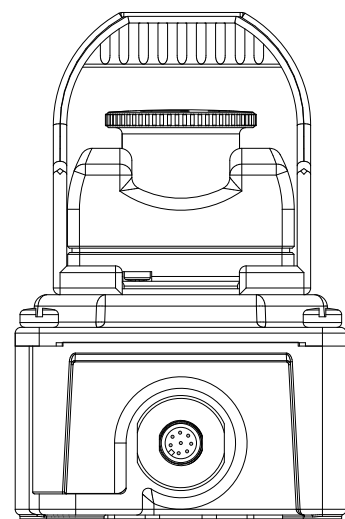
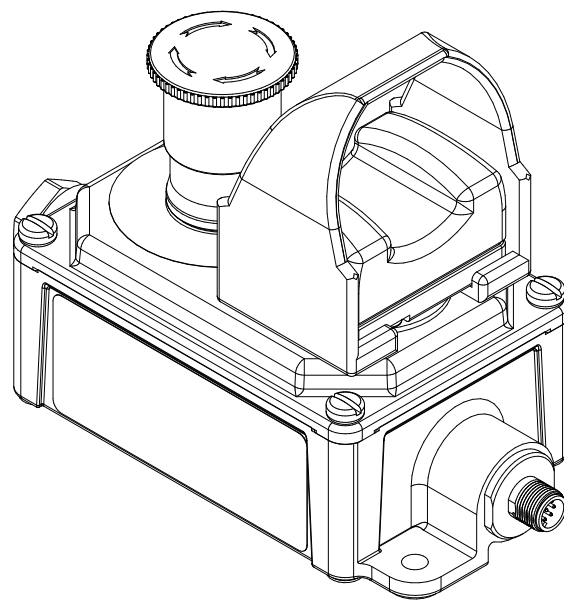
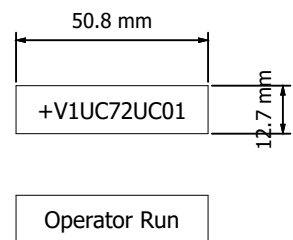
2		Date	2/23/2024	Volvo Trucks North America	Valiant TMS	Layout UC31 MOP Internal View	Drawing name:	= KF0	Page	3
		Ed.	MKLEPADLO	P6700 Closure Hang - Cell 2V14			Document type:	= 2V14&EFS_EL		
Modification	Date	Name	Original	Replacement of	Replaced by	Scale 1:5	Project nr:	22-16175	Page	3
							ELU			436




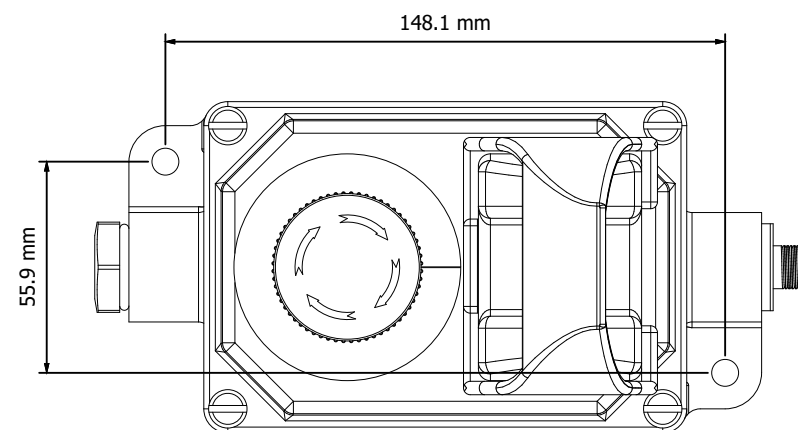
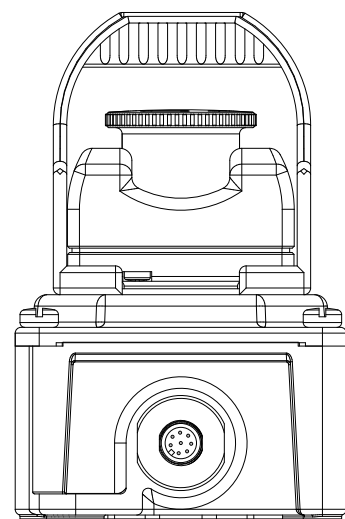
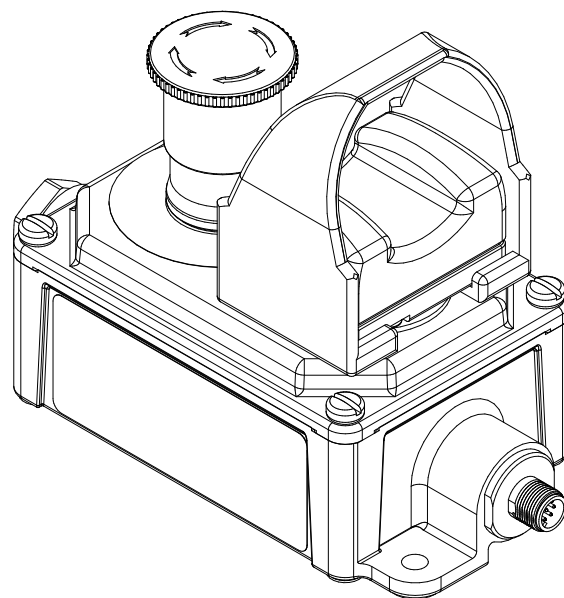
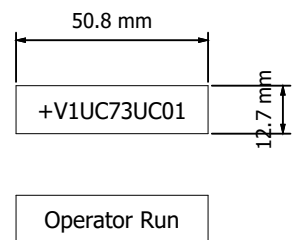
=KF0+UC31/3


=V1SF0SF2+.UC72/1

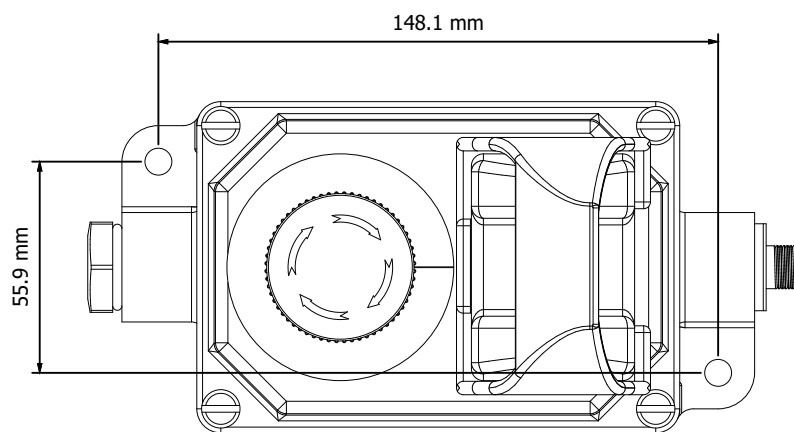
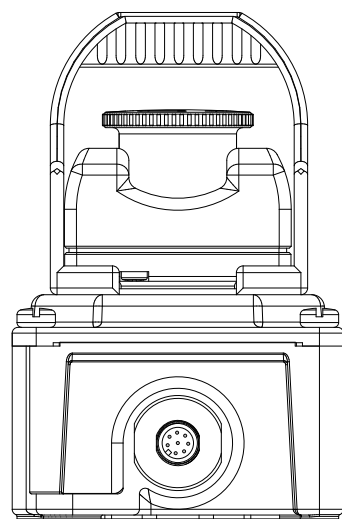
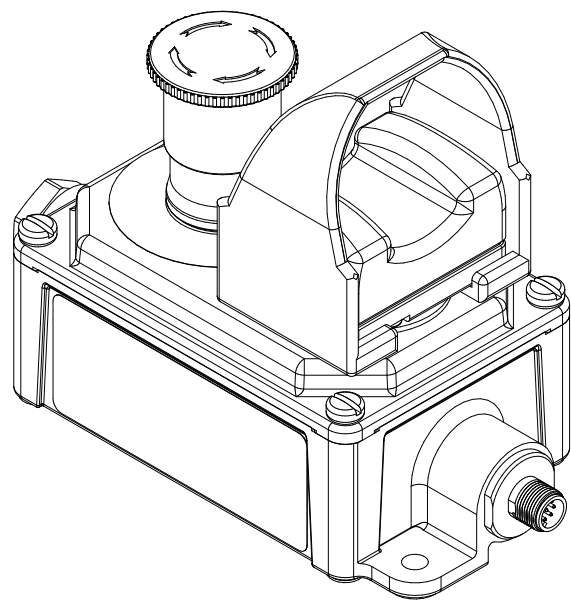
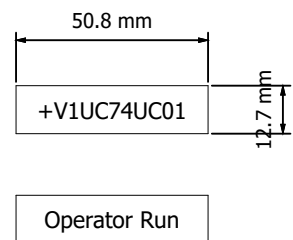
		Date	2/23/2024	Volvo Trucks North America		Valiant TMS	S420 Layout UC71 RB External View	Drawing name:	= V1SF0SF1	Project nr: 22-16175	Page	1
		Ed.	MKLEPADLO	P6700 Closure Hang - Cell 2V14		Scale 1:2		=2V14&EFS_EL	+ V1UC71			
Modification	Date	Name	Original	Replacement of	Replaced by			Document type:	ELU			436




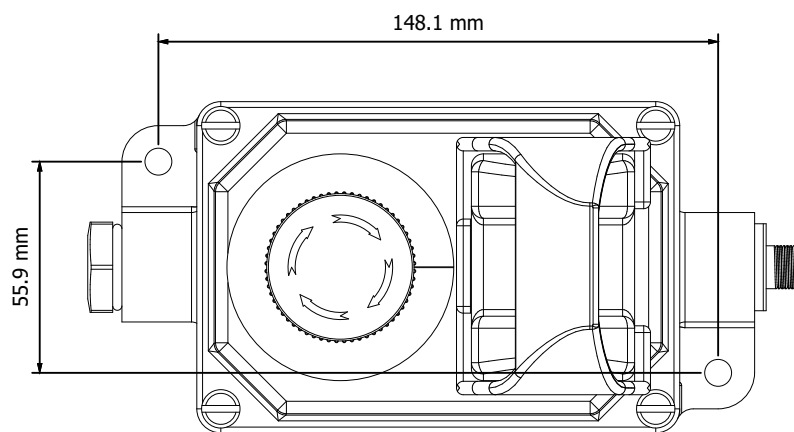
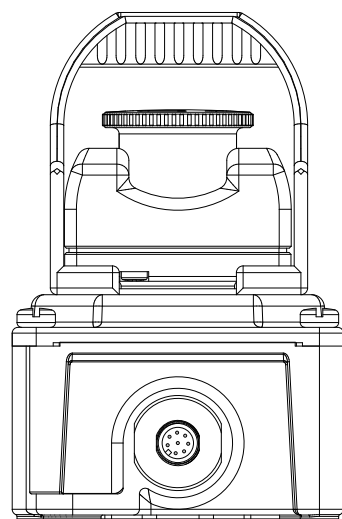
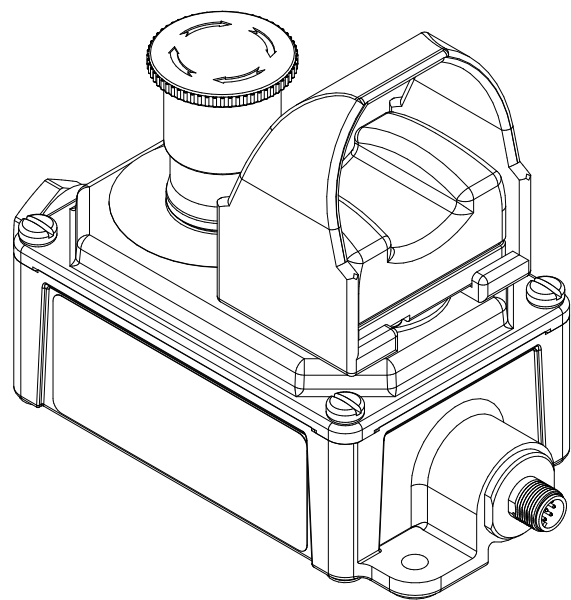
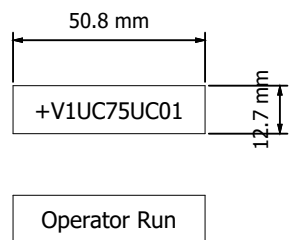
		Date	2/23/2024	Volvo Trucks North America		Valiant TMS	S425 Layout UC72 RB External View	Drawing name: =2V14&EFS_EL		= V1SF0SF2	
		Ed.	MKLEPADLO	P6700 Closure Hang - Cell 2V14					Document type: ELU		+ V1UC72
Modification	Date	Name	Original	Replacement of	Replaced by	Scale 1:2		Project nr:	22-16175		Page 1
											436




		Date	2/23/2024	Volvo Trucks North America			Valiant TMS	S435 Layout UC73 RB External View	Drawing name: =2V14&EFS_EL		= V1SF0SF3	
		Ed.	MKLEPADLO	P6700 Closure Hang - Cell 2V14					Document type: ELU		Project nr: 22-16175	
Modification	Date	Name	Original	Replacement of	Replaced by		Scale 1:2					436

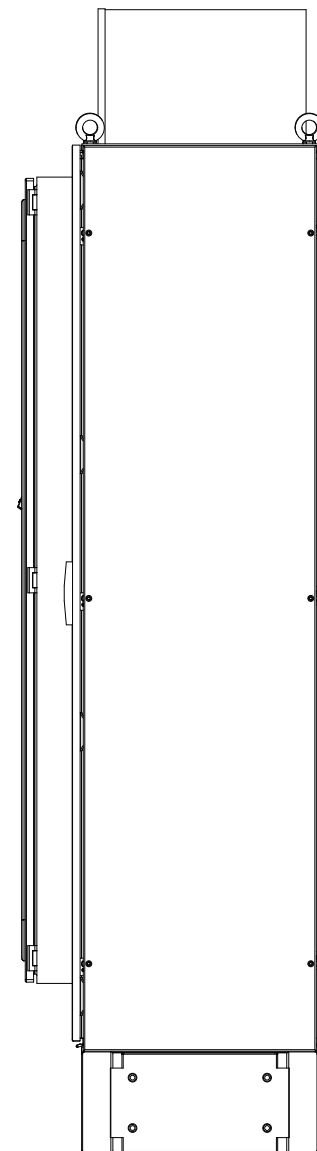
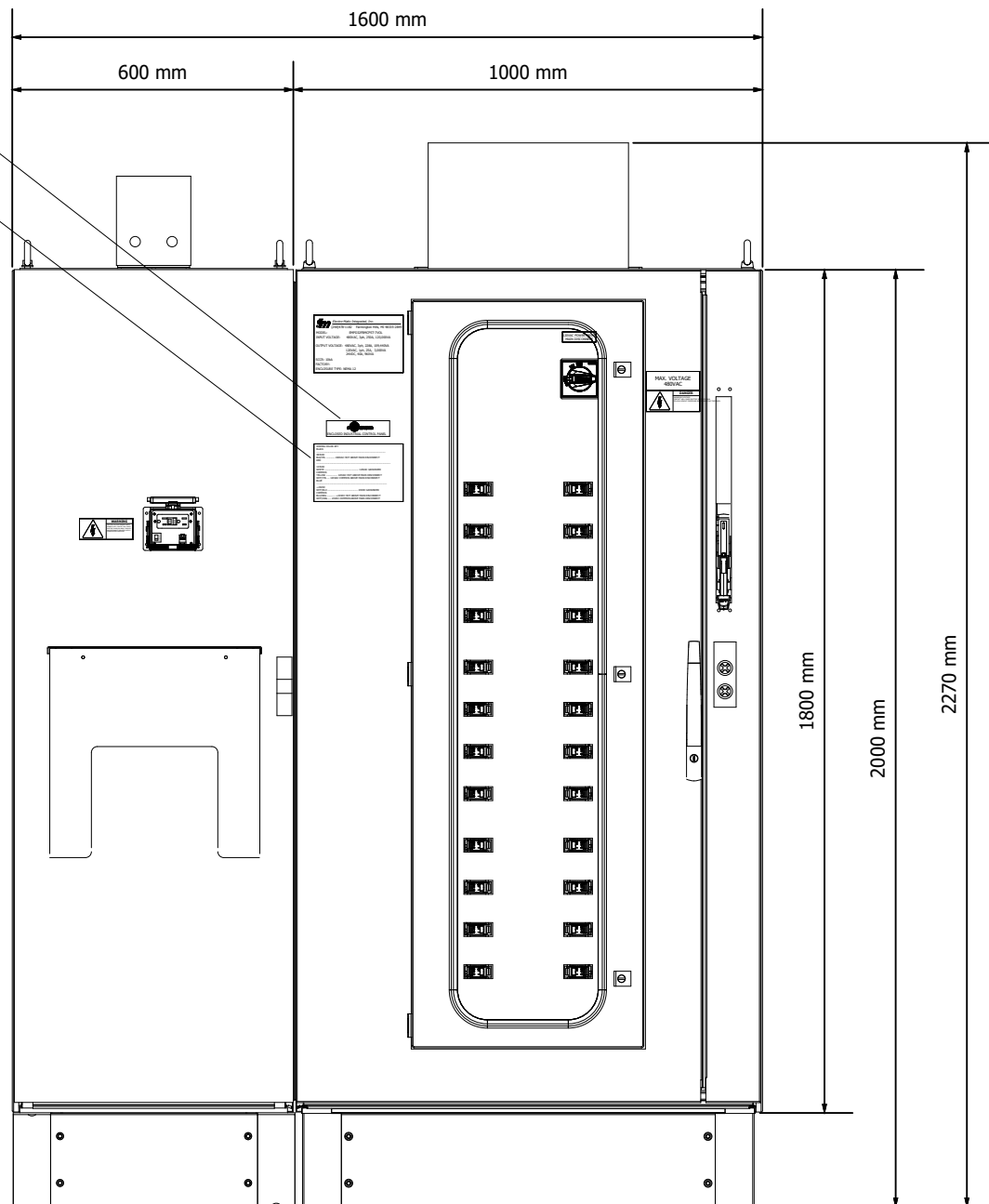
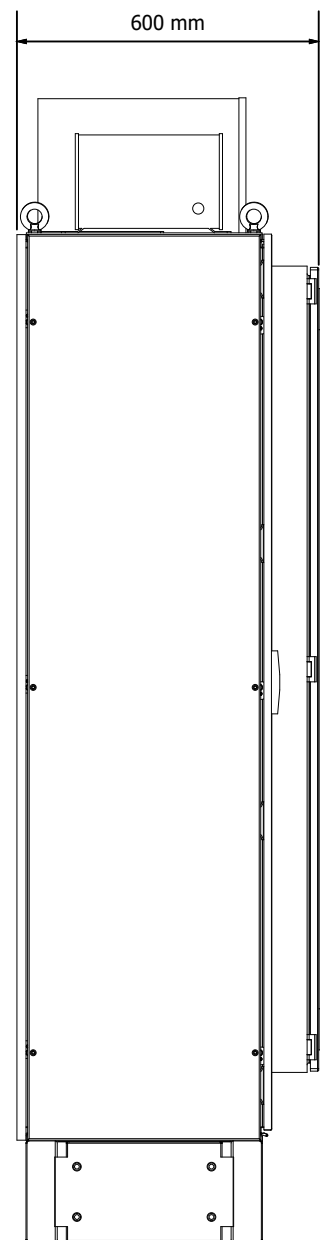
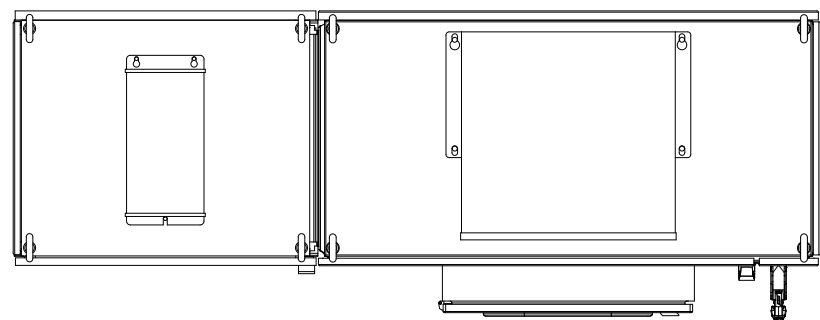


		Date	2/23/2024	Volvo Trucks North America			Valiant TMS	S445 Layout UC74 RB External View	Drawing name: =2V14&EFS_EL		= V1SF0SF4	
		Ed.	MKLEPADLO	P6700 Closure Hang - Cell 2V14					Document type: ELU		Project nr: 22-16175	
Modification	Date	Name	Original	Replacement of	Replaced by		Scale 1:2					436



		Date	2/23/2024	Volvo Trucks North America			Valiant TMS	S455 Layout UC75 RB External View	Drawing name: =2V14&EFS_EL		= V1SF0SF5 + V1UC75	
		Ed.	MKLEPADLO	P6700 Closure Hang - Cell 2V14					Document type: ELU		Project nr: 22-16175	Page 1
Modification	Date	Name	Original	Replacement of	Replaced by		Scale 1:2					436

**UL LISTED**  
 ENCLOSED INDUSTRIAL CONTROL PANEL  
 PLACE UL508A STICKER INSIDE DOOR  
 LOG SERIAL NUMBER IN LOG BOOK.  
 PLACE WIRE COLOR KEY INSIDE DOOR.




=V1SF0SF5+.UC75/1

2

		Date	2/23/2024	Volvo Trucks North America	Valiant TMS	Layout UC11 PDP External View	Drawing name:		= V1UC11
		Ed.	MKLEPADLO				=2V14&EFS_EL		+ V1UC11
		Appr		P6700 Closure Hang - Cell 2V14	Scale 1:15		Document type:	Project nr:	Page
Modification	Date	Name	Original	Replacement of			Replaced by	ELU	22-16175
									436





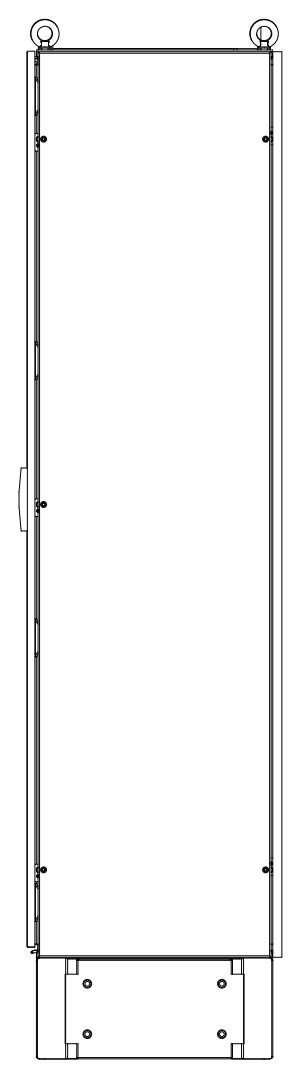
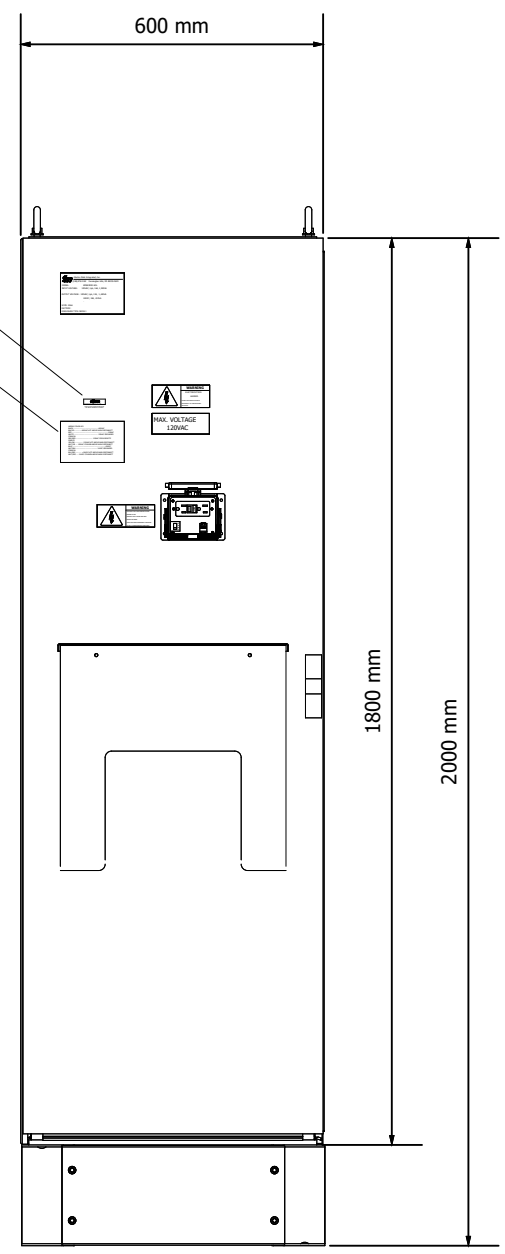
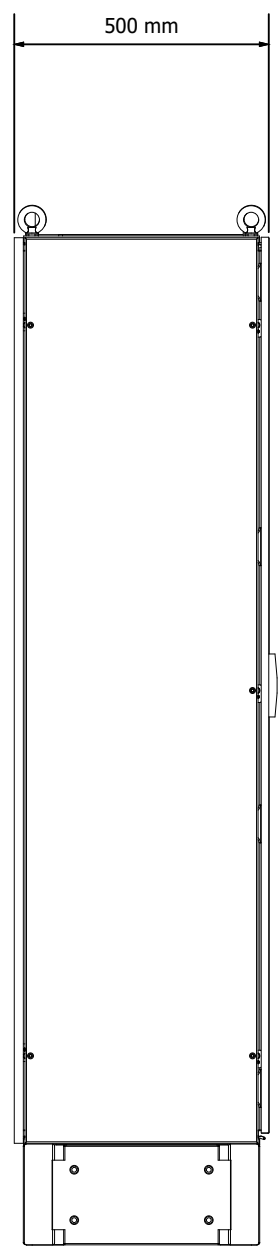
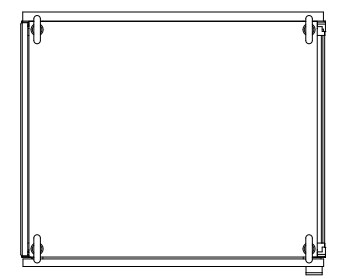
1

=V1UC14+.UC14/1

			Date	2/23/2024	Volvo Trucks North America	Valiant TMS	Layout UC11 PDP Internal View	Drawing name:	= V1UC11	
			Ed.	MKLEPADLO	P6700 Closure Hang - Cell 2V14	Scale 1:10		=2V14&EFS_EL	+ V1UC11	
1	2020-11-06	MINO	Appr					Replacement of	Replaced by	Document type:
Modification	Date	Name	Original					ELU	22-16175	436



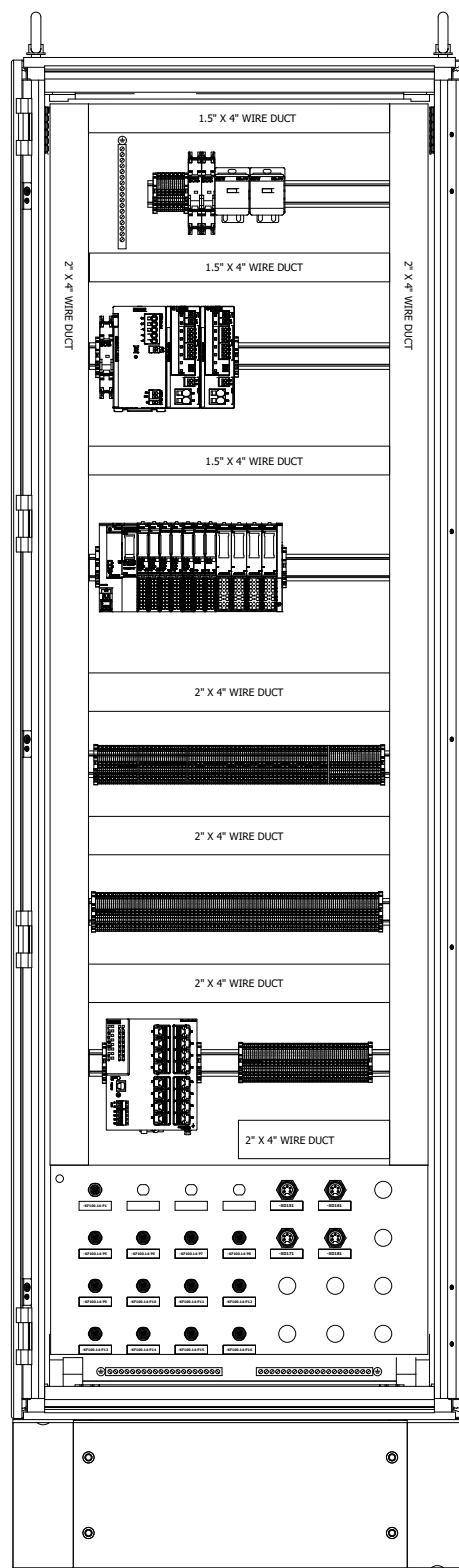
PLACE UL508A STICKER INSIDE DOOR  
LOG SERIAL NUMBER IN LOG BOOK.  
  
PLACE WIRE COLOR KEY INSIDE DOOR.



=V1UC11+.UC11/2

2


		Date	2/23/2024	Volvo Trucks North America	Valiant TMS	Layout UC14 RIO External View	Drawing name:		= V1UC14
		Ed.	MKLEPADLO				=2V14&EFS_EL		+ V1UC14
		Appr		P6700 Closure Hang - Cell 2V14	Scale 1:15		Document type:	Project nr:	Page
Modification	Date	Name	Original				Replacement of	Replaced by	ELU
									436



1

=V1UC15+.UC15/1

Date	2/23/2024
Ed.	MKLEPADLO
Appr	
Original	

Volvo Trucks North America	
P6700 Closure Hang - Cell 2V14	
Replacement of	Replaced by

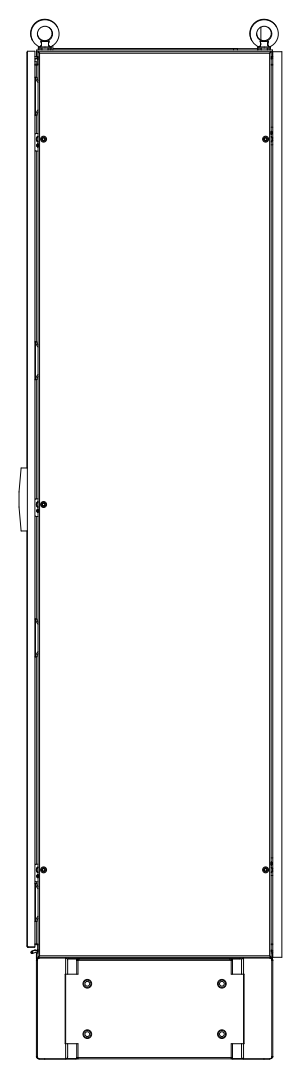
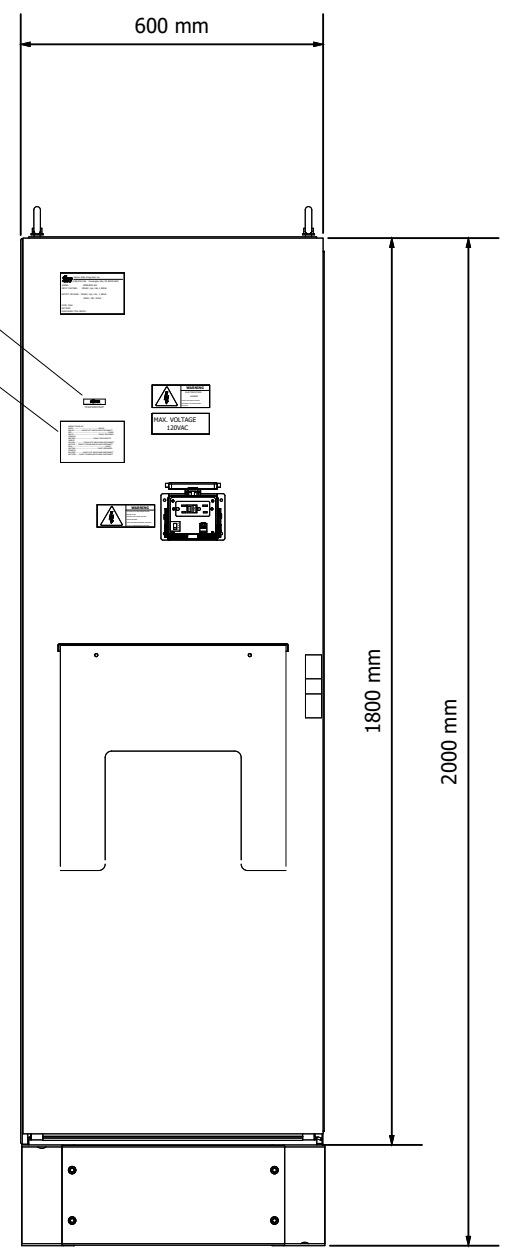
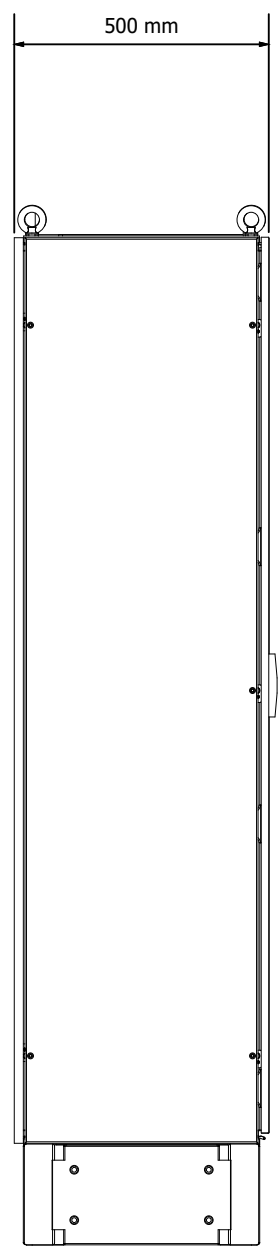
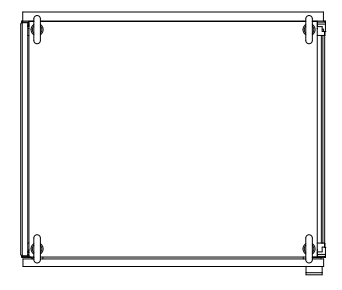
Valiant TMS
Scale 1:10

Layout UC14 RIO Internal Controls View
--

Drawing name:	=V1UC14	Page	2
=2V14&EFS_EL	+ V1UC14		
Document type:	Project nr:	Page	2
ELU	22-16175		436



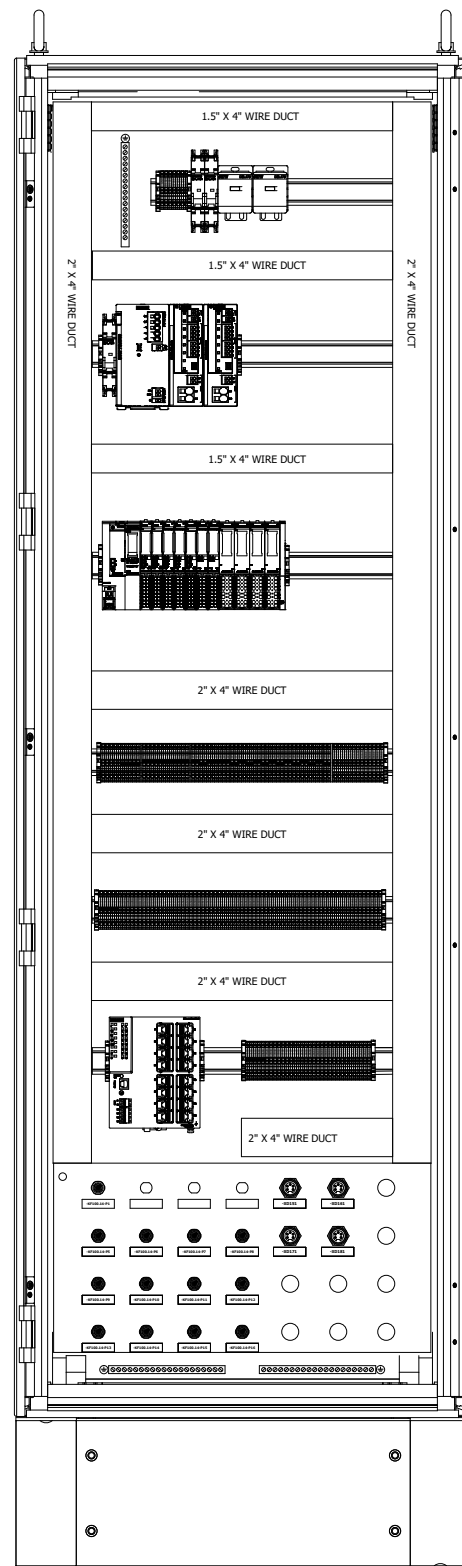
PLACE UL508A STICKER INSIDE DOOR  
LOG SERIAL NUMBER IN LOG BOOK.  
  
PLACE WIRE COLOR KEY INSIDE DOOR.



=V1UC14+.UC14/2


2

		Date	10/20/2023	Volvo Trucks North America			Valiant TMS	Layout UC15 RIO External View	Drawing name:		= V1UC15
		Ed.	MKLEPADLO	P6700 Closure Hang - Cell 2V14						=2V14&EFS_EL	
		Appr		Replacement of			Scale 1:15		Document type:	Project nr:	Page
Modification	Date	Name	Original	Replaced by					ELU	22-16175	1
										436	



1

&EMC+/1


		Date	10/20/2023	Volvo Trucks North America		 Valiant TMS	Layout UC15 RIO Internal Controls View	Drawing name:		= V1UC15
		Ed.	MKLEPADLO	P6700 Closure Hang - Cell 2V14				=2V14&EFS_EL		+ V1UC15
		Appr		Replacement of		Scale 1:10		Document type:	Project nr:	Page
Modification	Date	Name	Original	Replaced by				ELU	22-16175	2
									436	

# Cable overview

F10\_001\_Cable

Cable name	Source (from)	Target (to)	cable type	all conductors	Conductors used	Cross-section [mm]	Length [m]	remark
=V1GL11GL1WC1-W2				8	0	14	15	
=V1GL11WL1WC1-W2				8	0	14	15	
=V1WL1WL1WC1-W2				8	0	14	15	
=V1WL2WL1WC1-W2				8	0	14	15	
=V1WL3WL1WC1-W2				8	0	14	15	
=V1WL4WL1WC1-W2				8	0	14	15	
=V1WL5WL1WC1-W2				8	0	14	15	
=V1WL6WL1WC1-W2				8	0	14	15	
=V1WL7WL1WC1-W2				8	0	14	15	
=V1WL8WL1WC1-W2				8	0	14	15	
=V1WL9WL1WC1-W2				8	0	14	15	
=V1WL10WL1WC1-W2				8	0	14	15	
=V1WL11WL1WC1-W2				8	0	14	15	
=V1WR1WL1WC1-W2				8	0	14	15	
=V1WR1WR1WC1-W2				8	0	14	15	
=KF0KF1-KF1.31-P2	=KF0KF1+UC31-KF1.31-X1	=KF0KF1+UC31-KF31	PROFINET Cable	4	0	22		
=KF0KF1-KF98.32-X2P1			PROFINET Cable	4	0	22		
=KF0KF1-KF100-P1	=KF0KF1+UC31-KF100.31	=KF0KF1+UC31-KF99.31	PROFINET Cable	4	1	22		
=KF0KF1-KF100.31-P2	=KF0KF1+UC31-KF1.31-X2	=KF0KF1+UC31-KF100.31	PROFINET Cable	4	0	22		
=KF0KF1-KF100.31-P3	=KF0KF1+UC31-KF1.31-X1	=KF0KF1+UC31-KF100.31	PROFINET Cable	4	0	22		
=KF0KF1-KF100.31-P4	=KF0KF1+UC31-KF100.31	=KF0KF1+UC31-PC1	PROFINET Cable	4	0	22		
=KF0KF1-KF100.31-P5	=KF0KF1+UC31-KF100.31	=KF0KF1+UC31-PC1	PROFINET Cable	4	0	22		
=KF0KF1-KF100.31-P6	=KF0KF1+UC31-KF100.31-P6	=KF0KF1+UC31-KF100.31	PROFINET Cable	4	1	22		
=KF0KF1-KF100.31-P7	=KF0KF1+UC31-KF100.31-P7	=KF0KF1+UC31-KF100.31	PROFINET Cable	4	1	22		
=KF0KF1-KF100.31-P8	=KF0KF1+UC31-KF100.31-P8	=KF0KF1+UC31-KF100.31	PROFINET Cable	4	1	22		
=KF0KF1-KF100.31-P9	=KF0KF1+UC31-KF100.31-P9	=KF0KF1+UC31-XG2	PROFINET Cable	4	1	22		
		=KF0KF1+UC31-KF100.31						
=KF0KF1-KF100.31-P10	=KF0KF1+UC31-KF100.31-P10	=KF0KF1+UC31-KF100.31	PROFINET Cable	4	1	22		
=KF0KF1-KF100.31-P11	=KF0KF1+UC31-KF100.31-P11	=KF0KF1+UC31-KF100.31	PROFINET Cable	4	1	22		
=KF0KF1-KF100.31-P12	=KF0KF1+UC31-KF100.31-P12	=KF0KF1+UC31-KF100.31	PROFINET Cable	4	1	22		
=KF0KF1-KF100.31-P13	=KF0KF1+UC31-KF100.31-P13	=KF0KF1+UC31-KF100.31	PROFINET Cable	4	1	22		
=KF0KF1-KF100.31-P14	=KF0KF1+UC31-KF100.31-P14	=KF0KF1+UC31-KF100.31	PROFINET Cable	4	1	22		
=KF0KF1-KF100.31-P15	=KF0KF1+UC31-KF100.31-P15	=KF0KF1+UC31-KF100.31	PROFINET Cable	4	1	22		
=KF0KF1-KF100.31-P16	=KF0KF1+UC31-KF100.31-P16	=KF0KF1+UC31-KF98.31	PROFINET Cable	4	1	22		
		=KF0KF1+UC31-KF100.31						
=KF0KF1-WF1	=KF0KF1+UC31-KF99.31	=KF0KF1+UC31-xx	PROFINET Cable	4	0	22		
=V1FQ1-KF100.11-P6			PROFINET Cable	4	0	22		
=V1FQ1-KF100.11-P15			PROFINET Cable	4	0	22		
=V1GL11GL1KF1-KF100.15-P5	=V1GL11GL1KF1+V1GL11KF1-KF1.11	=V1GL11WL1KF1+V1GL11KF1-KF1.11	PROFINET Cable	4	0	22		
=V1GL11WL1KF1-KF100.15-P5			PROFINET Cable	4	0	22		
=V1KF1-KF100.11-P1	=V1KF1+V1UC11-KF100.11-P1	=V1KF1+V1UC11-KF100.11	PROFINET Cable	4	1	22		
=V1KF1-KF100.11-P4	=V1KF1+V1UC11-KF100.11-P4	=V1KF1+V1UC11-KF100.11	PROFINET Cable	4	1	22		
=V1KF1-KF100.11-P5	=V1KF1+V1UC11-KF100.11-P5	=V1KF1+V1UC11-KF100.11	PROFINET Cable	4	1	22		
=V1KF1-KF100.11-P6	=V1KF1+V1UC11-KF100.11-P6	=V1KF1+V1UC11-KF100.11	PROFINET Cable	4	1	22		
=V1KF1-KF100.11-P7	=V1KF1+V1UC11-KF100.11-P7	=V1KF1+V1UC11-KF100.11	PROFINET Cable	4	1	22		
=V1KF1-KF100.11-P8	=V1KF1+V1UC11-KF100.11-P8	=V1KF1+V1UC11-KF100.11	PROFINET Cable	4	1	22		

&ELU=V1UC15+V1UC15/2

Date	2/23/2024	Volvo Trucks North America		Valiant TMS	Cable overview	Drawing name:	=
Ed.	MKLEPADLO	P6700 Closure Hang - Cell 2V14				=2V14&EFS_EL	+
Appr		Replacement of	Replaced by	Scale 1:1		Document type:	Project nr:
Modification	Date	Name	Original			EMC	22-16175
							Page 1
							436

# Cable overview

F10\_001\_Cable

Cable name	Source (from)	Target (to)	cable type	all conductors	Conductors used	Cross-section [mm]	Length [m]	remark
=V1KF1-KF100.11-P9	=V1KF1+V1UC11-KF100.11-P9	=V1KF1+V1UC11-KF100.11	PROFINET Cable	4	1	22		
=V1KF1-KF100.11-P10	=V1KF1+V1UC11-KF100.11-P10	=V1KF1+V1UC11-KF100.11	PROFINET Cable	4	1	22		
=V1KF1-KF100.11-P11	=V1KF1+V1UC11-KF100.11-P11	=V1KF1+V1UC11-KF100.11	PROFINET Cable	4	1	22		
=V1KF1-KF100.11-P12	=V1KF1+V1UC11-KF100.11-P12	=V1KF1+V1UC11-KF100.11	PROFINET Cable	4	1	22		
=V1KF1-KF100.11-P13	=V1KF1+V1UC11-KF100.11-P13	=V1KF1+V1UC11-KF100.11	PROFINET Cable	4	1	22		
=V1KF1-KF100.11-P14	=V1KF1+V1UC11-KF100.11-P14	=V1KF1+V1UC11-KF100.11	PROFINET Cable	4	1	22		
=V1KF1-KF100.11-P15	=V1KF1+V1UC11-KF100.11-P15	=V1KF1+V1UC11-KF100.11	PROFINET Cable	4	1	22		
=V1KF1-KF100.11-P16	=V1KF1+V1UC11-KF100.11-P16	=V1KF1+V1UC11-KF100.11	PROFINET Cable	4	1	22		
=V1KF1-KF100.11-P3	=V1KF1+V1UC11-KF100.11	=V1KF1+V1UC11-KF11	PROFINET Cable	4	0	22		
=V1KF1-KF100.31-P6	=KF0KF1+UC31-KF100.31-P6	=V1KF1+V1UC11-KF100.11-P1	PROFINET Cable	4	0	22		
=V1KF1-KF100.14-P1	=V1KF1+V1UC14-KF100.14-P1	=V1KF1+V1UC14-KF100.14	PROFINET Cable	4	1	22		
=V1KF1-KF100.14-P3	=V1KF1+V1UC14-KF100.14	=V1KF1+V1UC14-KF14	PROFINET Cable	4	0	22		
=V1KF1-KF100.14-P4	=V1KF1+V1UC14-KF100.14-P4	=V1KF1+V1UC14-KF100.14	PROFINET Cable	4	1	22		
=V1KF1-KF100.14-P5	=V1KF1+V1UC14-KF100.14-P5	=V1KF1+V1UC14-KF100.14	PROFINET Cable	4	1	22		
=V1KF1-KF100.14-P6	=V1KF1+V1UC14-KF100.14-P6	=V1KF1+V1UC14-KF100.14	PROFINET Cable	4	1	22		
=V1KF1-KF100.14-P7	=V1KF1+V1UC14-KF100.14-P7	=V1KF1+V1UC14-KF100.14	PROFINET Cable	4	1	22		
=V1KF1-KF100.14-P8	=V1KF1+V1UC14-KF100.14-P8	=V1KF1+V1UC14-KF100.14	PROFINET Cable	4	1	22		
=V1KF1-KF100.14-P9	=V1KF1+V1UC14-KF100.14-P9	=V1KF1+V1UC14-KF100.14	PROFINET Cable	4	1	22		
=V1KF1-KF100.14-P10	=V1KF1+V1UC14-KF100.14-P10	=V1KF1+V1UC14-KF100.14	PROFINET Cable	4	1	22		
=V1KF1-KF100.14-P11	=V1KF1+V1UC14-KF100.14-P11	=V1KF1+V1UC14-KF100.14	PROFINET Cable	4	1	22		
=V1KF1-KF100.14-P12	=V1KF1+V1UC14-KF100.14-P12	=V1KF1+V1UC14-KF100.14	PROFINET Cable	4	1	22		
=V1KF1-KF100.14-P13	=V1KF1+V1UC14-KF100.14-P13	=V1KF1+V1UC14-KF100.14	PROFINET Cable	4	1	22		
=V1KF1-KF100.14-P14	=V1KF1+V1UC14-KF100.14-P14	=V1KF1+V1UC14-KF100.14	PROFINET Cable	4	1	22		
=V1KF1-KF100.14-P15	=V1KF1+V1UC14-KF100.14-P15	=V1FQ1+V1FQ1-BG3-X3	PROFINET Cable	4	1	22		
		=V1KF1+V1UC14-KF100.14						
=V1KF1-KF100.14-P16	=V1KF1+V1UC14-KF100.14-P16	=V1KF1+V1UC14-KF100.14	PROFINET Cable	4	1	22		
=V1KF1-KF100.31-P10	=KF0KF1+UC31-KF100.31-P10	=V1KF1+V1UC14-KF100.14-P1	PROFINET Cable	4	0	22		
=V1KF1-KF100.14-P14	=V1KF1+V1UC14-KF100.14-P14	=V1KF1+V1UC15-KF100.15-P1	PROFINET Cable	4	0	22		
=V1KF1-KF100.15-P1	=V1KF1+V1UC15-KF100.15-P1	=V1KF1+V1UC15-KF100.15	PROFINET Cable	4	1	22		
=V1KF1-KF100.15-P3	=V1KF1+V1UC15-KF100.15	=V1KF1+V1UC15-KF15	PROFINET Cable	4	0	22		
=V1KF1-KF100.15-P4	=V1KF1+V1UC15-KF100.15-P4	=V1KF1+V1UC15-KF100.15	PROFINET Cable	4	1	22		
=V1KF1-KF100.15-P5	=V1KF1+V1UC15-KF100.15-P5	=V1KF1+V1UC15-KF100.15	PROFINET Cable	4	1	22		
=V1KF1-KF100.15-P6	=V1KF1+V1UC15-KF100.15-P6	=V1KF1+V1UC15-KF100.15	PROFINET Cable	4	1	22		
=V1KF1-KF100.15-P7	=V1KF1+V1UC15-KF100.15-P7	=V1KF1+V1UC15-KF100.15	PROFINET Cable	4	1	22		
=V1KF1-KF100.15-P8	=V1KF1+V1UC15-KF100.15-P8	=V1KF1+V1UC15-KF100.15	PROFINET Cable	4	1	22		
=V1KF1-KF100.15-P9	=V1KF1+V1UC15-KF100.15-P9	=V1KF1+V1UC15-KF100.15	PROFINET Cable	4	1	22		
=V1KF1-KF100.15-P10	=V1KF1+V1UC15-KF100.15-P10	=V1KF1+V1UC15-KF100.15	PROFINET Cable	4	1	22		
=V1KF1-KF100.15-P11	=V1KF1+V1UC15-KF100.15-P11	=V1KF1+V1UC15-KF100.15	PROFINET Cable	4	1	22		
=V1KF1-KF100.15-P12	=V1KF1+V1UC15-KF100.15-P12	=V1KF1+V1UC15-KF100.15	PROFINET Cable	4	1	22		
=V1KF1-KF100.15-P13	=V1KF1+V1UC15-KF100.15-P13	=V1KF1+V1UC15-KF100.15	PROFINET Cable	4	1	22		
=V1KF1-KF100.15-P14	=V1KF1+V1UC15-KF100.15-P14	=V1KF1+V1UC15-KF100.15	PROFINET Cable	4	1	22		
=V1KF1-KF100.15-P15	=V1KF1+V1UC15-KF100.15-P15	=V1KF1+V1UC15-KF100.15	PROFINET Cable	4	1	22		
=V1KF1-KF100.15-P16	=V1KF1+V1UC15-KF100.15-P16	=V1KF1+V1UC15-KF100.15	PROFINET Cable	4	1	22		
=V1WC1-KF100.11-P2	=V1KF1+V1UC11-KF100.11	=V1WC1+V1UC11-KF1.2	PROFINET Cable	4	1	22		
=V1WL1WL1KF1-KF100.11-P15			PROFINET Cable	4	0	22		
=V1WL2WL1KF1-KF100.11-P15			PROFINET Cable	4	0	22		

# Cable overview

F10\_001\_Cable

Cable name	Source (from)	Target (to)	cable type	all conductors	Conductors used	Cross-section [mm]	Length [m]	remark
=V1WL3WL1KF1-KF100.11-P6			PROFINET Cable	4	0	22		
=V1WL4WL1KF1-KF100.11-P6	=V1WL3WL1KF1+V1WL3KF1-KF1.11	=V1WL4WL1KF1+V1WL4KF1-KF1.11	PROFINET Cable	4	0	22		
=V1WL5WL1KF1-KF100.11-P7			PROFINET Cable	4	0	22		
=V1WL6WL1KF1-KF100.11-P7	=V1WL5WL1KF1+V1WL5KF1-KF1.11	=V1WL6WL1KF1+V1WL6KF1-KF1.11	PROFINET Cable	4	0	22		
=V1WL7WL1KF1-KF100.11-P7	=V1WL6WL1KF1+V1WL6KF1-KF1.11	=V1WL7WL1KF1+V1WL7KF1-KF1.11	PROFINET Cable	4	0	22		
=V1WL8WL1KF1-KF100.11-P8	=V1WL8WL1KF1+V1WL8KF1-KF1.11	=V1WL9WL1KF1+V1WL9KF1-KF1.11	PROFINET Cable	4	0	22		
=V1WL9WL1KF1-KF100.11-P8	=V1WL9WL1KF1+V1WL9KF1-KF1.11	=V1WL10WL1KF1+V1WL10KF1-KF1.11	PROFINET Cable	4	0	22		
=V1WL10WL1KF1-KF100.11-P8	=V1WL10WL1KF1+V1WL10KF1-KF1.11	=V1WL11WL1KF1+V1WL11KF1-KF1.11	PROFINET Cable	4	0	22		
=V1WL11WL1KF1-KF100.11-P8			PROFINET Cable	4	0	22		
=V1WR1WL1KF1-KF100.11-P15	=V1WL1WL1KF1+V1WL1KF1-KF1.11	=V1WR1WL1KF1+V1WR1KF1-KF1.11	PROFINET Cable	4	0	22		
=V1WR1WR1KF1-KF100.11-P15	=V1WR1WL1KF1+V1WR1KF1-KF1.11	=V1WR1WR1KF1+V1WR1KF1-KF1.11	PROFINET Cable	4	0	22		
=V1WR1KF1-KF100.11-P15			PROFINET Cable	4	0	22		
=V1WC1-GND1	=V1WC1+V1UC11-GND	=V1WC1+V1UC11-PE	RK	1	1	6		
=KF0WC3-W1	=KF0WC3+UC31-XD1	=V1WC3+V1UC11-XD1	TC-ER	3	3	10	50	
		=V1WC3+V1UC11-PE						
=V1WC3-W1	=V1WC3+V1UC11-XD2	=V1WC3+V1UC14-XD1	TC-ER	3	3	10	60	
	=V1WC3+V1UC11-PE							
=V1WC3-W1	=V1WC3+V1UC11-XD2	=V1WC3+V1UC15-XD1	TC-ER	3	3	10	62	
	=V1WC3+V1UC11-PE							
=V1GL11GL1WC1-W1	=V1GL11GL1WC1+V1GL11UC01-XG1-Q1	=V1GL11WL1WC1+V1GL11UC01-XG1	TC-ER	4	4	12	4	
=V1GL11WL1WC1-W1		=V1GL11WL1WC1+V1GL11UC01-XG1-Q1	TC-ER	4	4	12	66	
	=V1GL11+V1UC11-FC1							
=V1WL1WL1WC1-W1		=V1WL1WL1WC1+V1WL1UC01-XG1-Q1	TC-ER	4	4	12	25	
	=V1WL1+V1UC11-FC1							
=V1WL2WL1WC1-W1		=V1WL2WL1WC1+V1WL2UC01-XG1-Q1	TC-ER	4	4	12	18	
	=V1WL2+V1UC11-FC1							
=V1WL3WL1WC1-W1		=V1WL3WL1WC1+V1WL3UC01-XG1-Q1	TC-ER	4	4	12	10	
	=V1WL3+V1UC11-FC1							
=V1WL4WL1WC1-W1		=V1WL4WL1WC1+V1WL4UC01-XG1-Q1	TC-ER	4	4	12	30	
	=V1WL4+V1UC11-FC1							
=V1WL5WL1WC1-W1		=V1WL5WL1WC1+V1WL5UC01-XG1-Q1	TC-ER	4	4	12	32	
	=V1WL5+V1UC11-FC1							
=V1WL6WL1WC1-W1		=V1WL6WL1WC1+V1WL6UC01-XG1-Q1	TC-ER	4	4	12	40	
	=V1WL6+V1UC11-FC1							
=V1WL7WL1WC1-W1		=V1WL7WL1WC1+V1WL7UC01-XG1-Q1	TC-ER	4	4	12	45	
	=V1WL7+V1UC11-FC1							
=V1WL8WL1WC1-W1		=V1WL8WL1WC1+V1WL8UC01-XG1-Q1	TC-ER	4	4	12	45	
	=V1WL8+V1UC11-FC1							
=V1WL9WL1WC1-W1		=V1WL9WL1WC1+V1WL9UC01-XG1-Q1	TC-ER	4	4	12	40	
	=V1WL9+V1UC11-FC1							
=V1WL10WL1WC1-W1		=V1WL10WL1WC1+V1WL10UC01-XG1-Q1	TC-ER	4	4	12	32	
	=V1WL10+V1UC11-FC1							
=V1WL11WL1WC1-W1		=V1WL11WL1WC1+V1WL11UC01-XG1-Q1	TC-ER	4	4	12	27	
	=V1WL11+V1UC11-FC1							
=V1WR1WL1WC1-W1		=V1WR1WL1WC1+V1WR1UC01-XG1-Q1	TC-ER	4	4	12	30	
	=V1WR1+V1UC11-FC1							



# Cable overview

F10\_001\_Cable

Cable name	Source (from)	Target (to)	cable type	all conductors	Conductors used	Cross-section [mm]	Length [m]	remark
=V1WR1WR1WC1-W1	=V1WR1WL1WC1+V1WR1UC01-XG1	=V1WR1WR1WC1+V1WR1UC01-XG1-Q1	TC-ER	4	4	12	4	
=V1FQ1-W1	=V1FQ1+V1FQ1-BG1-X1	=V1WL2WL1KF1+V1WL2KF1-KF1.11	TPE	5	4	16	12	
=V1FQ1-W2	=V1FQ1+V1FQ1-BG2-X1	=V1WL4WL1KF1+V1WL4KF1-KF1.11	TPE	5	4	16	25	
=V1FQ1-W3	=V1FQ1+V1FQ1-BG3-X1	=V1WC4+V1UC14-XD151	TPE	5	4	16	15	
=V1GL11GL1KF1-W1	=V1GL11GL1KF1+V1GL11KF1-KF1.11	=V1GL11WL1KF1+V1GL11KF1-KF1.11	TPE	5	5	16	2	
=V1GL11WL1KF1-W1	=V1WC4+V1UC15-XD151	=V1GL11WL1KF1+V1GL11KF1-KF1.11	TPE	5	5	16	20	
=V1WL1WL1KF1-W1	=V1FQ1+V1FQ1-BG1-X2	=V1WL1WL1KF1+V1WL1KF1-KF1.11	TPE	5	4	16	15	
=V1WL2WL1KF1-W1	=V1WC4+V1UC11-XD51	=V1WL2WL1KF1+V1WL2KF1-KF1.11	TPE	5	5	16	20	
=V1WL3WL1KF1-W1	=V1WC4+V1UC11-XD61	=V1WL3WL1KF1+V1WL3KF1-KF1.11	TPE	5	5	16	7	
=V1WL4WL1KF1-W1	=V1WL3WL1KF1+V1WL3KF1-KF1.11	=V1WL4WL1KF1+V1WL4KF1-KF1.11	TPE	5	5	16	25	
=V1WL5WL1KF1-W1	=V1WC4+V1UC11-XD71	=V1WL5WL1KF1+V1WL5KF1-KF1.11	TPE	5	5	16	30	
=V1WL6WL1KF1-W1	=V1WL5WL1KF1+V1WL5KF1-KF1.11	=V1WL6WL1KF1+V1WL6KF1-KF1.11	TPE	5	5	16	20	
=V1WL7WL1KF1-W1	=V1WL6WL1KF1+V1WL6KF1-KF1.11	=V1WL7WL1KF1+V1WL7KF1-KF1.11	TPE	5	5	16	20	
=V1WL8WL1KF1-W1	=V1WL8WL1KF1+V1WL8KF1-KF1.11	=V1WL9WL1KF1+V1WL9KF1-KF1.11	TPE	5	5	16	15	
=V1WL9WL1KF1-W1	=V1WL9WL1KF1+V1WL9KF1-KF1.11	=V1WL10WL1KF1+V1WL10KF1-KF1.11	TPE	5	5	16	15	
=V1WL10WL1KF1-W1	=V1WL10WL1KF1+V1WL10KF1-KF1.11	=V1WL11WL1KF1+V1WL11KF1-KF1.11	TPE	5	5	16	20	
=V1WL11WL1KF1-W1	=V1WC4+V1UC11-XD81	=V1WL11WL1KF1+V1WL11KF1-KF1.11	TPE	5	5	16	25	
=V1WR1WL1KF1-W1	=V1WL1WL1KF1+V1WL1KF1-KF1.11	=V1WR1WL1KF1+V1WR1KF1-KF1.11	TPE	5	5	16	10	
=V1WR1WR1KF1-W1	=V1WR1WL1KF1+V1WR1KF1-KF1.11	=V1WR1WR1KF1+V1WR1KF1-KF1.11	TPE	5	5	16	2	
=V1WR1KF1-W1	=V1WR1WR1KF1+V1WR1KF1-KF1.11	=V1WR1KF1+V1WR1-KF1.11	TPE	5	5	16	20	
=KH0-W1	=V1WC4+V1UC11-KF11.14	=KH0+KH0-BP1	TPE	4	4	18	40	Air supply
	=V1WC4+V1UC11-XD10							
	=V1WC4+V1UC11-XD13							
=KH0-W2	=V1WC4+V1UC11-KF11.14	=KH0+KH0-BP2	TPE	4	4	18	40	Air supply
	=V1WC4+V1UC11-XD10							
	=V1WC4+V1UC11-XD13							
=KH0-W3	=V1WC4+V1UC15-KF15.12	=KH0+KH0-BP3	TPE	4	4	18	20	Air supply
	=V1WC4+V1UC15-XD10							
	=V1WC4+V1UC15-XD16							
=KH0-W4	=V1WC4+V1UC14-KF14.12	=KH0+KH0-BP4	TPE	4	4	18	20	Air supply
	=V1WC4+V1UC14-XD10							
	=V1WC4+V1UC14-XD16							
=V1FQ1-W11R	=V1WC4+V1UC15-KF15.32	=V1FQ1+V1FQ1-BR11-R	TPE	4	4	18	15	
	=V1WC4+V1UC15-XD10							
	=V1WC4+V1UC15-XD16							
=V1FQ1-W11T	=V1WC4+V1UC15-XD10	=V1FQ1+V1FQ1-BR11-T	TPE	4	4	18	20	
	=V1WC4+V1UC15-XD16							
=V1FQ1-W12R	=V1WC4+V1UC14-KF14.32	=V1FQ1+V1FQ1-BR12-R	TPE	4	4	18	15	
	=V1WC4+V1UC14-XD10							
	=V1WC4+V1UC14-XD15							
=V1FQ1-W12T	=V1WC4+V1UC14-XD10	=V1FQ1+V1FQ1-BR12-T	TPE	4	4	18	20	

Date	2/23/2024	Volvo Trucks North America	Valiant TMS	Cable overview	Drawing name:	=		
Ed.	MKLEPADLO	P6700 Closure Hang - Cell 2V14	Scale 1:1		=2V14&EFS_EL	+		
Appr.					Document type:	Project nr:	Page	4
Modification	Date	Name	Original	Replacement of	Replaced by	EMC	22-16175	436

# Cable overview

F10\_001\_Cable

Cable name	Source (from)	Target (to)	cable type	all conductors	Conductors used	Cross-section [mm]	Length [m]	remark
	=V1WC4+V1UC14-XD15							
=V1FQ1+.WL4-W1	=V1FQ1+V1WL4-QB1	=V1WC4+V1UC11-KF11.32	TPE	4	4	18	10	
=V1FQ1+.WL4-W2	=V1FQ1+V1WL4-QB2	=V1WC4+V1UC11-KF11.32	TPE	4	4	18	10	
=V1FQ1+.WL4-W3	=V1FQ1+V1WL4-QB3	=V1WC4+V1UC11-KF11.32	TPE	4	4	18	40	
=V1FQ1+.WL4-W4	=V1FQ1+V1WL4-QB4	=V1WC4+V1UC11-KF11.32	TPE	4	4	18	40	
=V1GM1BG0-W1	=V1WC4+V1UC15-KF15.31	=V1GM1BG0+V1GM1-BG01	TPE	4	4	18	20	
=V1GM2BG0-W1	=V1WC4+V1UC15-KF15.31	=V1GM2BG0+V1GM2-BG01	TPE	4	4	18		
=V1GM2BG0-W2	=V1WC4+V1UC15-KF15.12	=V1GM2BG0+V1GM2-BG02	TPE	4	4	18		
	=V1WC4+V1UC15-XD10							
	=V1WC4+V1UC15-XD17							
=V1GM2BG0-W3	=V1WC4+V1UC15-KF15.12	=V1GM2BG0+V1GM2-BG03	TPE	4	4	18		
	=V1WC4+V1UC15-XD10							
	=V1WC4+V1UC15-XD17							
=V1GM3BG0-W1	=V1WC4+V1UC14-KF14.31	=V1GM3BG0+V1GM3-BG01	TPE	4	4	18		
=V1GM3BG0-W2	=V1WC4+V1UC14-KF14.12	=V1GM3BG0+V1GM3-BG02	TPE	4	4	18		
	=V1WC4+V1UC14-XD10							
	=V1WC4+V1UC14-XD17							
=V1GM3BG0-W3	=V1WC4+V1UC14-KF14.12	=V1GM3BG0+V1GM3-BG03	TPE	4	4	18		
	=V1WC4+V1UC14-XD10							
	=V1WC4+V1UC14-XD17							
=V1GM4BG0-W1	=V1WC4+V1UC14-KF14.31	=V1GM4BG0+V1GM4-BG01	TPE	4	4	18	20	
=V1GL11BG0-W1	=V1WC4+V1UC15-KF15.32	=V1GL11BG0+V1GL11-BG01	TPE	4	4	18	20	
	=V1WC4+V1UC15-XD10							
	=V1WC4+V1UC15-XD17							
=V1U435U01PF1-W1.1	=V1WC4+V1UC15-KF15.21	=V1U435U01PF1+V1U435U01-PF1-Branch1	TPE	4	4	18	25	
	=V1WC4+V1UC15-XD10							
=V1U435U01PF1-W1.2	=V1WC4+V1UC15-KF15.21	=V1U435U01PF1+V1U435U01-PF1-Branch2	TPE	4	4	18	25	
	=V1WC4+V1UC15-XD10							
=V1U435U01PF2-W1.1	=V1WC4+V1UC15-KF15.21	=V1U435U01PF2+V1U435U01-PF1-Branch1	TPE	4	4	18	20	
	=V1WC4+V1UC15-XD10							
=V1U435U01PF2-W1.2	=V1WC4+V1UC15-KF15.21	=V1U435U01PF2+V1U435U01-PF1-Branch2	TPE	4	4	18	20	
	=V1WC4+V1UC15-XD10							
=V1U445U01PF1-W1.1	=V1WC4+V1UC14-KF14.21	=V1U445U01PF1+V1U445U01-PF1-Branch1	TPE	4	4	18	40	
	=V1WC4+V1UC14-XD10							
=V1U445U01PF1-W1.2	=V1WC4+V1UC14-KF14.21	=V1U445U01PF1+V1U445U01-PF1-Branch2	TPE	4	4	18	40	
	=V1WC4+V1UC14-XD10							
=V1U445U01PF2-W1.1	=V1WC4+V1UC14-KF14.21	=V1U445U01PF2+V1U445U01-PF1-Branch1	TPE	4	4	18	30	
	=V1WC4+V1UC14-XD10							

# Cable overview

F10\_001\_Cable

Cable name	Source (from)	Target (to)	cable type	all conductors	Conductors used	Cross-section [mm]	Length [m]	remark
=V1U445U01PF2-W1.2	=V1WC4+V1UC14-KF14.21 =V1WC4+V1UC14-XD10	=V1U445U01PF2+V1U445U01-PF1-Branch2	TPE	4	4	18	30	
=V1WL7BG0-W1	=V1WC4+V1UC15-KF15.32 =V1WC4+V1UC15-XD10 =V1WC4+V1UC15-XD17	=V1WL7BG0+V1WL7-BG01	TPE	4	4	18	15	
=V1WL8BG0-W1	=V1WC4+V1UC14-KF14.32 =V1WC4+V1UC14-XD10 =V1WC4+V1UC14-XD17	=V1WL8BG0+V1WL8-BG01	TPE	4	4	18	25	
=V1SF0SF1-W1	=V1SF0SF1+V1UC71-SF1	=V1WC4+V1UC11-KF11.14 =V1WC4+V1UC11-XD13	TPE	8	8	24	20	
=V1SF0SF2-W1	=V1SF0SF2+V1UC72-SF1	=V1WC4+V1UC11-KF11.31 =V1WC4+V1UC11-XD10 =V1WC4+V1UC11-KF11.14 =V1WC4+V1UC11-XD13	TPE	8	8	24	40	
=V1SF0SF3-W1	=V1SF0SF3+V1UC73-SF1	=V1WC4+V1UC11-KF11.31 =V1WC4+V1UC11-XD10 =V1WC4+V1UC15-KF15.12 =V1WC4+V1UC15-XD15	TPE	8	8	24	35	
=V1SF0SF4-W1	=V1SF0SF4+V1UC74-SF1	=V1WC4+V1UC15-KF15.31 =V1WC4+V1UC15-XD10 =V1WC4+V1UC14-KF14.12 =V1WC4+V1UC14-XD15	TPE	8	8	24	30	
=V1SF0SF5-W1	=V1SF0SF5+V1UC75-SF1	=V1WC4+V1UC14-KF14.31 =V1WC4+V1UC14-XD10 =V1WC4+V1UC11-KF11.14 =V1WC4+V1UC11-XD13	TPE	8	8	24	40	
		=V1WC4+V1UC11-KF11.31 =V1WC4+V1UC11-XD10						



# Parts list

F01\_001

Device tag	Quantity	Designation	Type number	Supplier	Part number
=KF0-M1	1	Ground bar kit, 5 positions.	ECGB5	SIE	US2.ECGB5
=KF0-M1	1	Wiring Duct Covers, PVC	C1.5LG6	PAN	PAN.C1.5LG6
=KF0-M1	1	Wiring Duct Covers, PVC	C1LG6	PAN	PAN.C1LG6
=KF0-M1	1	Wide Slotted Wiring Duct, PVC	G1.5X4LG6	PAN	PAN.G1.5X4LG6
=KF0-M1	1	Wide Slotted Wiring Duct, PVC	G1X4LG6	PAN	PAN.G1X4LG6
=KF0-M1	1	STAND.SECTIONAL RAIL 35MM, LENGTH 483MM	6ES5710-8MA11	Siemens AG	SIE.6ES5710-8MA11
=KF0-UC31	1	PC PC enclosure system, WHD: 800x1600x600 mm, Sheet steel	PC.5386050	RIT	RIT.5386050
=KF0-UC31	1				TS 8617.580
=KF0-UC31	1				TS 8640.003
=KF0-UC31	1				TS 8640.033
=KF0-UC91	1	Pushbutton Enclosure, Type 12, 4PB, 22.5mm holes, 10.00Hx3.25Wx2.75D, Gray, Steel	E4PBG	HOFFMAN	HOF.E4PBG
=KF0-UC91	1	Hol-Sealers Hole Seal, 1.22" diameter, Gray, Steel	ASPBG	HOFFMAN	ASPBG
=KF0-UC92	1	Pushbutton Enclosure, Type 12, 4PB, 22.5mm holes, 10.00Hx3.25Wx2.75D, Gray, Steel	E4PBG	HOFFMAN	HOF.E4PBG
=KF0-UC92	1	LEGEND PLATET KTC15-1005	KTC15-1005		ABB.1SFA616915R1005
=KF0-UC92	1	Hol-Sealers Hole Seal, 1.22" diameter, Gray, Steel	ASPBG	HOFFMAN	ASPBG
=KF0KF1-KF1.31	1	CPU 1515F-2 PN, 750KB Prog.,3MB Data	6ES7515-2FM02-0AB0	SIE	SIE.6ES7515-2FM02-0AB0
=KF0KF1-KF1.31	1	SIMATIC S7 MEMORY CARD, 2 GB	6ES7954-8LP03-0AA0	SIE	SIE.6ES7954-8LP03-0AA0
=KF0KF1-KF1.31	1	MOUNTING RAIL 160MM (6.3")	6ES7590-1AB60-0AA0	SIE	SIE.6ES7590-1AB60-0AA0
=KF0KF1-KF31	1				SIE.6ES7155-6AA01-0BNO_subassembly
=KF0KF1-KF31	1	ET200SP, SERVERMODULE	6ES7193-6PA00-0AA0		SIE.6ES7193-6PA00-0AA0
=KF0KF1-KF31.11	1	ET 200SP, DI 16x 24V DC ST, PU 1	6ES7131-6BH01-0BA0	SIE	SIE.6ES7131-6BH01-0BA0
=KF0KF1-KF31.11	1	BASEUNIT TYPE A0, BU15-P16+A0+2D	6ES7193-6BP00-0DA0	SIE	SIE.6ES7193-6BP00-0DA0
=KF0KF1-KF31.21	1	ET 200SP, DQ 16x 24V DC/0,5A ST, PU 1	6ES7132-6BH01-0BA0	SIE	SIE.6ES7132-6BH01-0BA0
=KF0KF1-KF31.21	1	BASEUNIT TYPE A0, BU15-P16+A0+2D	6ES7193-6BP00-0DA0	SIE	SIE.6ES7193-6BP00-0DA0
=KF0KF1-KF31.31	1	ET 200SP, Ei-Mod., F-DI 8x24VDC HF	6ES7136-6BA01-0CA0	SIE	SIE.6ES7136-6BA01-0CA0
=KF0KF1-KF31.31	1	BASEUNIT TYPE A0, BU15-P16+A0+2D	6ES7193-6BP00-0DA0	SIE	SIE.6ES7193-6BP00-0DA0
=KF0KF1-KF98.31	1	SIMATIC PN/PN Coupler	6ES7158-3AD10-0XA0	SIE	SIE.6ES7158-3AD10-0XA0
=KF0KF1-KF98.31	2	5 pcs. PROFINET strain relief	6ES7193-6RA00-1AN0	SIE	SIE.6ES7193-6RA00-1AN0
=KF0KF1-KF98.31-K1	1	BA 2XRJ45	6ES7193-6AR00-0AA0	SIE	SIE.6ES7193-6AR00-0AA0
=KF0KF1-KF98.31-K2	1	BA 2XRJ45	6ES7193-6AR00-0AA0	SIE	SIE.6ES7193-6AR00-0AA0
=KF0KF1-KF99.31	1	SCALANCE S615	6GK5615-0AA00-2AA2	SIE	SIE.6GK5615-0AA00-2AA2
=KF0KF1-KF99.31	1	C-PLUG	6GK1900-0AB10	SIE	SIE.6GK1900-0AB10
=KF0KF1-KF100.31	1	SCALANCE XC216	6GK5216-0BA00-2AC2	SIE	SIE.6GK5216-0BA00-2AC2
=KF0KF1-KF100.31-P6	1	Profinet cable - RJ45 plug to M12 Female receptacle; 1m long	RJ45S FKSDED 423-1M	TURCK	TUR.RJ45S FKSDED 423-1M
=KF0KF1-KF100.31-P7	1	Profinet cable - RJ45 plug to M12 Female receptacle; 1m long	RJ45S FKSDED 423-1M	TURCK	TUR.RJ45S FKSDED 423-1M
=KF0KF1-KF100.31-P8	1	Profinet cable - RJ45 plug to M12 Female receptacle; 1m long	RJ45S FKSDED 423-1M	TURCK	TUR.RJ45S FKSDED 423-1M
=KF0KF1-KF100.31-P9	1	Profinet cable - RJ45 plug to M12 Female receptacle; 1m long	RJ45S FKSDED 423-1M	TURCK	TUR.RJ45S FKSDED 423-1M
=KF0KF1-KF100.31-P10	1	Profinet cable - RJ45 plug to M12 Female receptacle; 1m long	RJ45S FKSDED 423-1M	TURCK	TUR.RJ45S FKSDED 423-1M
=KF0KF1-KF100.31-P11	1	Profinet cable - RJ45 plug to M12 Female receptacle; 1m long	RJ45S FKSDED 423-1M	TURCK	TUR.RJ45S FKSDED 423-1M
=KF0KF1-KF100.31-P12	1	Profinet cable - RJ45 plug to M12 Female receptacle; 1m long	RJ45S FKSDED 423-1M	TURCK	TUR.RJ45S FKSDED 423-1M
=KF0KF1-KF100.31-P13	1	Profinet cable - RJ45 plug to M12 Female receptacle; 1m long	RJ45S FKSDED 423-1M	TURCK	TUR.RJ45S FKSDED 423-1M
=KF0KF1-KF100.31-P14	1	Profinet cable - RJ45 plug to M12 Female receptacle; 1m long	RJ45S FKSDED 423-1M	TURCK	TUR.RJ45S FKSDED 423-1M
=KF0KF1-KF100.31-P15	1	Profinet cable - RJ45 plug to M12 Female receptacle; 1m long	RJ45S FKSDED 423-1M	TURCK	TUR.RJ45S FKSDED 423-1M
=KF0KF1-KF100.31-P16	1	Profinet cable - RJ45 plug to M12 Female receptacle; 1m long	RJ45S FKSDED 423-1M	TURCK	TUR.RJ45S FKSDED 423-1M
=KF0KF1-XG1	1				4000-73000-0180000
=KF0KF1-XG2	1				4000-73000-0180000
=KF0PZ1-PF1	1	Signaling column connection element for pipe mounting incl. end cover and seal	8WD4408-0AA	SIE	SIE.8WD4408-0AA
=KF0PZ1-PF1	1	Tube with foot, tube length 100 mm, accessory for signaling columns 8WD44, D=70mm	8WD4308-0DA	SIEMENS	SIE.8WD4308-0DA
=KF0PZ1-PF1	1	Signaling column multifunctional siren element different sounds can be set 24 V	8WD4420-0EA2		SIE.8WD4420-0EA2
=KF0PZ1-PF1	1	Signaling column continuous light element LED red, 24 V AC/DC	8WD4420-5AB	SIE	SIE.8WD4420-5AB
=KF0PZ1-PF1	1	Signaling column continuous light element LED green, 24 V AC/DC	8WD4420-5AC	SIE	SIE.8WD4420-5AC
=KF0WC3-FC1	1	Miniature Circuit Breaker - SU200 M - 1P - C - 10 A	SU201M-C10	ABB	ABB.2CDS271337R0104
=KF0WC3-FC1	1	S2C-H6RU - Auxiliary Contact	S2C-H6RU	ABB	ABB.2CDS200914R0001
=KF0WC3-FC2	1	Miniature Circuit Breaker - SU200 M - 1P - C - 10 A	SU201M-C10	ABB	ABB.2CDS271337R0104
=KF0WC3-FC2	1	S2C-H6RU - Auxiliary Contact	S2C-H6RU	ABB	ABB.2CDS200914R0001
=KF0WC4-FC11	1	SITOP PSE200U	6EP1961-2BA41	SIE	SIE.6EP1961-2BA41

+ / 1

2

Date	2/23/2024	Volvo Trucks North America	Valiant TMS	Parts list : US2.ECGB5 - SIE.6EP1961-2BA41	Drawing name:	=	
Ed.	MKLEPADLO				=2V14&EFS_EL	+ UC31	
Appr		P6700 Closure Hang - Cell 2V14			Document type:	Project nr:	
Modification	Date	Name	Original	Replacement of	Replaced by	Scale 1:1	Page 1
							436































# Parts list

F01\_001

Device tag	Quantity	Designation	Type number	Supplier	Part number
=V1GL11-FC1	1		EMPD3FBCB-015A-M	Electro-Matic	EMPD3FBCB-015A-M
=V1KF1-KF11	1				SIE.6ES7155-6AA01-0BN0_subassembly
=V1KF1-KF11	1	ET200SP, SERVERMODULE	6ES7193-6PA00-0AA0		SIE.6ES7193-6PA00-0AA0
=V1KF1-KF11.11	1	ET 200SP, DI 16x 24V DC ST, PU 1	6ES7131-6BH01-0BA0	SIE	SIE.6ES7131-6BH01-0BA0
=V1KF1-KF11.11	1	BASEUNIT TYPE A0, BU15-P16+A0+2D	6ES7193-6BP00-0DA0	SIE	SIE.6ES7193-6BP00-0DA0
=V1KF1-KF11.12	1	ET 200SP, DI 16x 24V DC ST, PU 1	6ES7131-6BH01-0BA0	SIE	SIE.6ES7131-6BH01-0BA0
=V1KF1-KF11.12	1	BASEUNIT TYPE A0, BU15-P16+A0+2B	6ES7193-6BP00-0BA0	SIE	SIE.6ES7193-6BP00-0BA0
=V1KF1-KF11.13	1	ET 200SP, DI 16x 24V DC ST, PU 1	6ES7131-6BH01-0BA0	SIE	SIE.6ES7131-6BH01-0BA0
=V1KF1-KF11.13	1	BASEUNIT TYPE A0, BU15-P16+A0+2B	6ES7193-6BP00-0BA0	SIE	SIE.6ES7193-6BP00-0BA0
=V1KF1-KF11.14	1	ET 200SP, DI 16x 24V DC ST, PU 1	6ES7131-6BH01-0BA0	SIE	SIE.6ES7131-6BH01-0BA0
=V1KF1-KF11.14	1	BASEUNIT TYPE A0, BU15-P16+A0+2B	6ES7193-6BP00-0BA0	SIE	SIE.6ES7193-6BP00-0BA0
=V1KF1-KF11.21	1	ET 200SP, DQ 16x 24V DC/0,5A ST, PU 1	6ES7132-6BH01-0BA0	SIE	SIE.6ES7132-6BH01-0BA0
=V1KF1-KF11.21	1	BASEUNIT TYPE A0, BU15-P16+A0+2D	6ES7193-6BP00-0DA0	SIE	SIE.6ES7193-6BP00-0DA0
=V1KF1-KF11.31	1	ET 200SP, EI-Mod., F-DI 8x24VDC HF	6ES7136-6BA01-0CA0	SIE	SIE.6ES7136-6BA01-0CA0
=V1KF1-KF11.31	1	BASEUNIT TYPE A0, BU15-P16+A0+2B	6ES7193-6BP00-0BA0	SIE	SIE.6ES7193-6BP00-0BA0
=V1KF1-KF11.32	1	ET 200SP, EI-Mod., F-DI 8x24VDC HF	6ES7136-6BA01-0CA0	SIE	SIE.6ES7136-6BA01-0CA0
=V1KF1-KF11.32	1	BASEUNIT TYPE A0, BU15-P16+A0+2B	6ES7193-6BP00-0BA0	SIE	SIE.6ES7193-6BP00-0BA0
=V1KF1-KF11.41	1	ET 200SP, EI-Mod., F-DQ 4xDC 24V/2A	6ES7136-6DB00-0CA0	SIE	SIE.6ES7136-6DB00-0CA0
=V1KF1-KF11.41	1	BASEUNIT TYPE A0, BU15-P16+A0+2B	6ES7193-6BP00-0BA0	SIE	SIE.6ES7193-6BP00-0BA0
=V1KF1-KF11.42	1	ET 200SP, EI-Mod., F-DQ 4xDC 24V/2A	6ES7136-6DB00-0CA0		SIE.6ES7136-6DB00-0CA0
=V1KF1-KF11.42	1	BASEUNIT TYPE A0, BU15-P16+A0+2B	6ES7193-6BP00-0BA0	SIE	SIE.6ES7193-6BP00-0BA0
=V1KF1-KF11.51	1	ET 200SP, F-RQ 1x24VDC/24..230VAC/5A ST	6ES7136-6RA00-0BF0		SIE.6ES7136-6RA00-0BF0
=V1KF1-KF11.51	1	BASEUNIT TYPE F0, BU20-P8+A4+0B	6ES7193-6BP20-0BF0	SIE	SIE.6ES7193-6BP20-0BF0
=V1KF1-KF11.52	1	ET 200SP, F-RQ 1x24VDC/24..230VAC/5A ST	6ES7136-6RA00-0BF0		SIE.6ES7136-6RA00-0BF0
=V1KF1-KF11.52	1	BASEUNIT TYPE F0, BU20-P8+A4+0B	6ES7193-6BP20-0BF0	SIE	SIE.6ES7193-6BP20-0BF0
=V1KF1-KF11.53	1	ET 200SP, F-RQ 1x24VDC/24..230VAC/5A ST	6ES7136-6RA00-0BF0		SIE.6ES7136-6RA00-0BF0
=V1KF1-KF11.53	1	BASEUNIT TYPE F0, BU20-P8+A4+0B	6ES7193-6BP20-0BF0	SIE	SIE.6ES7193-6BP20-0BF0
=V1KF1-KF11.54	1	ET 200SP, F-RQ 1x24VDC/24..230VAC/5A ST	6ES7136-6RA00-0BF0		SIE.6ES7136-6RA00-0BF0
=V1KF1-KF11.54	1	BASEUNIT TYPE F0, BU20-P8+A4+0B	6ES7193-6BP20-0BF0	SIE	SIE.6ES7193-6BP20-0BF0
=V1KF1-KF100.11	1	SCALANCE XC216	6GK5216-0BA00-2AC2	SIE	SIE.6GK5216-0BA00-2AC2
=V1WC1-FC1	1	MCCB_UL_FS125_15A_3P_65KA_TM_FTFM	3VA5195-6ED31-0AA0	SIE	SIE.3VA5195-6ED31-0AA0
=V1WC1-KF1.1	1	BREAKER DATA SERVER, COM100	3VA9977-0TA20	SIE	SIE.3VA9977-0TA20
=V1WC1-KF1.2	1	Switched Ethernet PROFINET Module V3	7KM9300-0AE02-0AA0		SIE.7KM9300-0AE02-0AA0
=V1WC1-QB1	1	MCCB_UL_FS250_250A_3P_65KA_ETU8_LSI	3VA6225-6KP31-0AA0	SIE	SIE.3VA6225-6KP31-0AA0
=V1WC1-QB1-KF1	1	COMMUNICATION MODULE COM060	3VA9177-0TB10	SIE	SIE.3VA9177-0TB10
=V1WC1-TA1	1	Transformer	PTN102-3K	POWERTRAN	PTN102-3K
=V1WC2-A3	1	Multi-Environment Voltage Indicator and Safe-Test Point Combination Unit with Vertical Mounting Label			GT.R-3W2MT-LMF
=V1WC2-FC1	1	MCCB_UL_FS125_20A_3P_65KA_TM_FTFM	3VA5120-6ED31-0AA0	SIE	SIE.3VA5120-6ED31-0AA0
=V1WC2-FC1	1	SENTRON auxiliary switch Accessories for 3VA circuit breakers	3VA9978-0AA12	SIE	SIE.3VA9978-0AA12
=V1WC2-FC2	1	CIRCUIT BREAKER 10KA, 3POLE, C, 3A	5SJ4303-7HG42	SIE	SIE.5SJ4303-7HG42
=V1WC2-TA2	1	Transformer	PTN102-7.5K	POWERTRAN	PTN102-7.5K
=V1WC3-FC2	1	CIRCUIT BREAKER 240V 14KA, 1-POLE, C, 20A, D=70MM	5SJ4120-7HG41	SIE	SIE.5SJ4120-7HG41
=V1WC3-FC2	1	AUXILARY SWITCH 1NO1NC UL489	5ST3010-0HG	SIE	SIE.5ST3010-0HG
=V1WC3-FC3	1	CIRCUIT BREAKER 240V 14KA, 1-POLE, C, 10A, D=70MM	5SJ4110-7HG41	SIE	SIE.5SJ4110-7HG41
=V1WC3-FC3	1	AUXILARY SWITCH 1NO1NC UL489	5ST3010-0HG	SIE	SIE.5ST3010-0HG
=V1WC3-FC4	1	CIRCUIT BREAKER 240V 14KA, 1-POLE, C, 3A, D=70MM	5SJ4103-7HG41	SIE	SIE.5SJ4103-7HG41
=V1WC3-FC4	1	AUXILARY SWITCH 1NO1NC UL489	5ST3010-0HG	SIE	SIE.5ST3010-0HG
=V1WC3-FC5	1	CIRCUIT BREAKER 240V 14KA, 1-POLE, C, 16A, D=70MM	5SJ4116-7HG41	SIE	SIE.5SJ4116-7HG41
=V1WC3-FC6	1	CIRCUIT BREAKER 240V 14KA, 1-POLE, C, 16A, D=70MM	5SJ4116-7HG41	SIE	SIE.5SJ4116-7HG41
=V1WC3-FC6	1	AUXILARY SWITCH 1NO1NC UL489	5ST3010-0HG	SIE	SIE.5ST3010-0HG
=V1WC3-FC7	1	CIRCUIT BREAKER 240V 14KA, 1-POLE, C, 16A, D=70MM	5SJ4116-7HG41	SIE	SIE.5SJ4116-7HG41
=V1WC3-FC7	1	AUXILARY SWITCH 1NO1NC UL489	5ST3010-0HG	SIE	SIE.5ST3010-0HG
=V1WC3-FC8	1	CIRCUIT BREAKER 240V 14KA, 1-POLE, C, 16A, D=70MM	5SJ4116-7HG41	SIE	SIE.5SJ4116-7HG41
=V1WC3-FC8	1	AUXILARY SWITCH 1NO1NC UL489	5ST3010-0HG	SIE	SIE.5ST3010-0HG
=V1WC3-FC9	1	CIRCUIT BREAKER 240V 14KA, 1-POLE, C, 6A, D=70MM	5SJ4106-7HG41	SIE	SIE.5SJ4106-7HG41
=V1WC3-FC9	1	AUXILARY SWITCH 1NO1NC UL489	5ST3010-0HG	SIE	SIE.5ST3010-0HG

+ .U445U01/1

2

Date	2/23/2024	Volvo Trucks North America	Valiant TMS	Parts list : EMPD3FBCB-015A-M - SIE.5ST3010-0HG	Drawing name:	=
Ed.	MKLEPADLO				=2V14&EFS_EL	+ V1UC11
Appr		P6700 Closure Hang - Cell 2V14			Document type:	Project nr:
Modification	Date	Name	Original	Replaced by	EPB	22-16175
				Scale 1:1		Page 1
						436


# Parts list

F01\_001

Device tag	Quantity	Designation	Type number	Supplier	Part number
=V1WC3-FC10	1	CIRCUIT BREAKER 240V 14KA, 1-POLE, C, 16A, D=70MM	5SJ4116-7HG41	SIE	SIE.5SJ4116-7HG41
=V1WC3-XG1	2	DBL175 Series Distribution Block	1SNL317510R0000	ENTRELEC	1SNL317510R0000
=V1WC3-XG2	2	DBL175 Series Distribution Block	1SNL317510R0000	ENTRELEC	1SNL317510R0000
=V1WC3-XG3	1	Panel Interface Connector with USB Type A/F to USB Type A/M [Qty: 2]; Category 5e RJ45; Panel Mount Housing; UL Type 4; Duplex Outlet; 5 Amp Circuit Breaker	GT_N.P-P11#2R2-K3RD5		GT_N.P-P11#2R2-K3RD5
=V1WC4-FC11	1	SITOP SEL1200 8 x 10A	6EP4438-7FB00-3DX0		SIE.6EP4438-7FB00-3DX0
=V1WC4-FC12	1	SITOP SEL1200 8 x 10A	6EP4438-7FB00-3DX0		SIE.6EP4438-7FB00-3DX0
=V1WC4-TA1	1	SITOP PSU6200 1ph 24 V/20 A	6EP3336-7SB00-3AX0		SIE.6EP3336-7SB00-3AX0
=V1WC4-TA2	1	SITOP PSU6200 1ph 24 V/20 A	6EP3336-7SB00-3AX0		SIE.6EP3336-7SB00-3AX0
=V1WL1-FC1	1		EMPD3FBCB-005A-M	Electro-Matic	EMPD3FBCB-005A-M
=V1WL2-FC1	1		EMPD3FBCB-005A-M	Electro-Matic	EMPD3FBCB-005A-M
=V1WL3-FC1	1		EMPD3FBCB-005A-M	Electro-Matic	EMPD3FBCB-005A-M
=V1WL4-FC1	1		EMPD3FBCB-005A-M	Electro-Matic	EMPD3FBCB-005A-M
=V1WL5-FC1	1		EMPD3FBCB-005A-M	Electro-Matic	EMPD3FBCB-005A-M
=V1WL6-FC1	1		EMPD3FBCB-005A-M	Electro-Matic	EMPD3FBCB-005A-M
=V1WL7-FC1	1		EMPD3FBCB-005A-M	Electro-Matic	EMPD3FBCB-005A-M
=V1WL8-FC1	1		EMPD3FBCB-005A-M	Electro-Matic	EMPD3FBCB-005A-M
=V1WL9-FC1	1		EMPD3FBCB-005A-M	Electro-Matic	EMPD3FBCB-005A-M
=V1WL10-FC1	1		EMPD3FBCB-005A-M	Electro-Matic	EMPD3FBCB-005A-M
=V1WL11-FC1	1		EMPD3FBCB-005A-M	Electro-Matic	EMPD3FBCB-005A-M
=V1WR1-FC1	1		EMPD3FBCB-015A-M	Electro-Matic	EMPD3FBCB-015A-M
=WC1-WC1	1	Golvskåp TS 8 sidskåp	TS8	RIT	RIT.SETS8205SID5
=WC1-WC1	1	TS Trim panel, sides, H: 100 mm, for W: 500 mm, RAL 7022, sheet steel	TS.8601050	RIT	RIT.8601050
=WC1-WC1	1	TS Base/plinth component, rear, H: 100 mm, for W: 1200 mm, RAL 7022, sheet steel	TS.8601200	RIT	RIT.8601200
=WC1-WC1	1	TS Side panel, screw-fastened, for TS, TS IT, for WD: 2000x500 mm, Sheet steel	TS.8105235	RIT	RIT.8105235
=WC1-WC1	1	PS Wiring plan pockets, for TS, CM, SE, PC, TP pedestal, sheet steel	TS.4115000	RIT	RIT.4115000

1

+UC14/1

Date		2/23/2024		Volvo Trucks North America		Valiant TMS		Parts list : SIE.5SJ4116-7HG41 - RIT.4115000		Drawing name: =2V14&EFS_EL		=	
Ed.		MKLEPADLO		P6700 Closure Hang - Cell 2V14				Scale 1:1		Document type: EPB		Project nr: 22-16175	
Appr				Replacement of		Replaced by				Page		2	
Original										Page		436	

# Parts list

F01\_001

Device tag	Quantity	Designation	Type number	Supplier	Part number
=V1KF1-KF14	1				SIE.6ES7155-6AA01-0BN0_subassembly
=V1KF1-KF14	1	ET200SP, SERVERMODULE	6ES7193-6PA00-0AA0		SIE.6ES7193-6PA00-0AA0
=V1KF1-KF14.11	1	ET 200SP, DI 16x 24V DC ST, PU 1	6ES7131-6BH01-0BA0	SIE	SIE.6ES7131-6BH01-0BA0
=V1KF1-KF14.11	1	BASEUNIT TYPE A0, BU15-P16+A0+2D	6ES7193-6BP00-0DA0	SIE	SIE.6ES7193-6BP00-0DA0
=V1KF1-KF14.12	1	ET 200SP, DI 16x 24V DC ST, PU 1	6ES7131-6BH01-0BA0	SIE	SIE.6ES7131-6BH01-0BA0
=V1KF1-KF14.12	1	BASEUNIT TYPE A0, BU15-P16+A0+2D	6ES7193-6BP00-0DA0	SIE	SIE.6ES7193-6BP00-0DA0
=V1KF1-KF14.21	1	ET 200SP, DQ 16x 24V DC/0,5A ST, PU 1	6ES7132-6BH01-0BA0	SIE	SIE.6ES7132-6BH01-0BA0
=V1KF1-KF14.21	1	BASEUNIT TYPE A0, BU15-P16+A0+2D	6ES7193-6BP00-0DA0	SIE	SIE.6ES7193-6BP00-0DA0
=V1KF1-KF14.31	1	ET 200SP, EI-Mod., F-DI 8x24VDC HF	6ES7136-6BA01-0CA0	SIE	SIE.6ES7136-6BA01-0CA0
=V1KF1-KF14.31	1	BASEUNIT TYPE A0, BU15-P16+A0+2B	6ES7193-6BP00-0BA0	SIE	SIE.6ES7193-6BP00-0BA0
=V1KF1-KF14.32	1	ET 200SP, EI-Mod., F-DI 8x24VDC HF	6ES7136-6BA01-0CA0	SIE	SIE.6ES7136-6BA01-0CA0
=V1KF1-KF14.32	1	BASEUNIT TYPE A0, BU15-P16+A0+2B	6ES7193-6BP00-0BA0	SIE	SIE.6ES7193-6BP00-0BA0
=V1KF1-KF14.41	1	ET 200SP, EI-Mod., F-DQ 4xDC 24V/2A	6ES7136-6DB00-0CA0		SIE.6ES7136-6DB00-0CA0
=V1KF1-KF14.41	1	BASEUNIT TYPE A0, BU15-P16+A0+2B	6ES7193-6BP00-0BA0	SIE	SIE.6ES7193-6BP00-0BA0
=V1KF1-KF14.42	1	ET 200SP, EI-Mod., F-DQ 4xDC 24V/2A	6ES7136-6DB00-0CA0		SIE.6ES7136-6DB00-0CA0
=V1KF1-KF14.42	1	BASEUNIT TYPE A0, BU15-P16+A0+2B	6ES7193-6BP00-0BA0	SIE	SIE.6ES7193-6BP00-0BA0
=V1KF1-KF14.51	1	ET 200SP, F-RQ 1x24VDC/24..230VAC/5A ST	6ES7136-6RA00-0BF0		SIE.6ES7136-6RA00-0BF0
=V1KF1-KF14.51	1	BASEUNIT TYPE F0, BU20-P8+A4+0B	6ES7193-6BP20-0BF0	SIE	SIE.6ES7193-6BP20-0BF0
=V1KF1-KF14.52	1	ET 200SP, F-RQ 1x24VDC/24..230VAC/5A ST	6ES7136-6RA00-0BF0		SIE.6ES7136-6RA00-0BF0
=V1KF1-KF14.52	1	BASEUNIT TYPE F0, BU20-P8+A4+0B	6ES7193-6BP20-0BF0	SIE	SIE.6ES7193-6BP20-0BF0
=V1KF1-KF14.53	1	ET 200SP, F-RQ 1x24VDC/24..230VAC/5A ST	6ES7136-6RA00-0BF0		SIE.6ES7136-6RA00-0BF0
=V1KF1-KF14.53	1	BASEUNIT TYPE F0, BU20-P8+A4+0B	6ES7193-6BP20-0BF0	SIE	SIE.6ES7193-6BP20-0BF0
=V1KF1-KF14.54	1	ET 200SP, F-RQ 1x24VDC/24..230VAC/5A ST	6ES7136-6RA00-0BF0		SIE.6ES7136-6RA00-0BF0
=V1KF1-KF14.54	1	BASEUNIT TYPE F0, BU20-P8+A4+0B	6ES7193-6BP20-0BF0	SIE	SIE.6ES7193-6BP20-0BF0
=V1KF1-KF100.14	1	SCALANCE XC216	6GK5216-0BA00-2AC2	SIE	SIE.6GK5216-0BA00-2AC2
=V1KF1-KF100.14	1	C-PLUG	6GK1900-0AB10	SIE	SIE.6GK1900-0AB10
=V1WC3-FC1	1	CIRCUIT BREAKER 240V 14KA, 1-POLE, C, 16A, D=70MM	5SJ4116-7HG41	SIE	SIE.5SJ4116-7HG41
=V1WC3-FC1	1	AUXILARY SWITCH 1NO1NC UL489	5ST3010-0HG	SIE	SIE.5ST3010-0HG
=V1WC3-FC2	1	CIRCUIT BREAKER 240V 14KA, 1-POLE, C, 3A, D=70MM	5SJ4103-7HG41	SIE	SIE.5SJ4103-7HG41
=V1WC3-FC2	1	AUXILARY SWITCH 1NO1NC UL489	5ST3010-0HG	SIE	SIE.5ST3010-0HG
=V1WC3-FC3	1	CIRCUIT BREAKER 240V 14KA, 1-POLE, C, 16A, D=70MM	5SJ4116-7HG41	SIE	SIE.5SJ4116-7HG41
=V1WC3-XG2	1	Panel Interface Connector with USB Type A/F to USB Type A/M [Qty: 2]; Category 5e RJ45; 2 RJ45 Housing; UL Type 4; Duplex Outlet; 5 Amp Circuit Breaker	GT_N.P-11#2R2-K3RD5		GT_N.P-11#2R2-K3RD5
=V1WC4-FC11	1	SITOP SEL1200 8 x 10A	6EP4438-7FB00-3DX0		SIE.6EP4438-7FB00-3DX0
=V1WC4-FC12	1	SITOP SEL1200 8 x 10A	6EP4438-7FB00-3DX0		SIE.6EP4438-7FB00-3DX0
=V1WC4-TA1	1	SITOP PSU6200 1ph 24 V/20 A	6EP3336-7SB00-3AX0		SIE.6EP3336-7SB00-3AX0

+UC11/2

+UC15/1

Date	2/23/2024	Volvo Trucks North America	Valiant TMS	Parts list : SIE.6ES7155-6AA01-0BN0_subassembly	Drawing name:	=	
Ed.	MKLEPADLO			SIE.6EP3336-7SB00-3AX0	=2V14&EFS_EL	+ V1UC14	
Appr		P6700 Closure Hang - Cell 2V14	Scale 1:1		Document type:	Project nr:	
Modification	Date	Name	Original	Replacement of	Replaced by	EPB	22-16175
							Page 1
							436

# Parts list

F01\_001

Device tag	Quantity	Designation	Type number	Supplier	Part number
=V1KF1-KF15	1				SIE.6ES7155-6AA01-0BN0_subassembly
=V1KF1-KF15	1	ET200SP, SERVERMODULE	6ES7193-6PA00-0AA0		SIE.6ES7193-6PA00-0AA0
=V1KF1-KF15.11	1	ET 200SP, DI 16x 24V DC ST, PU 1	6ES7131-6BH01-0BA0	SIE	SIE.6ES7131-6BH01-0BA0
=V1KF1-KF15.11	1	BASEUNIT TYPE A0, BU15-P16+A0+2D	6ES7193-6BP00-0DA0	SIE	SIE.6ES7193-6BP00-0DA0
=V1KF1-KF15.12	1	ET 200SP, DI 16x 24V DC ST, PU 1	6ES7131-6BH01-0BA0	SIE	SIE.6ES7131-6BH01-0BA0
=V1KF1-KF15.12	1	BASEUNIT TYPE A0, BU15-P16+A0+2D	6ES7193-6BP00-0DA0	SIE	SIE.6ES7193-6BP00-0DA0
=V1KF1-KF15.21	1	ET 200SP, DQ 16x 24V DC/0,5A ST, PU 1	6ES7132-6BH01-0BA0	SIE	SIE.6ES7132-6BH01-0BA0
=V1KF1-KF15.21	1	BASEUNIT TYPE A0, BU15-P16+A0+2D	6ES7193-6BP00-0DA0	SIE	SIE.6ES7193-6BP00-0DA0
=V1KF1-KF15.31	1	ET 200SP, EI-Mod., F-DI 8x24VDC HF	6ES7136-6BA01-0CA0	SIE	SIE.6ES7136-6BA01-0CA0
=V1KF1-KF15.31	1	BASEUNIT TYPE A0, BU15-P16+A0+2B	6ES7193-6BP00-0BA0	SIE	SIE.6ES7193-6BP00-0BA0
=V1KF1-KF15.32	1	ET 200SP, EI-Mod., F-DI 8x24VDC HF	6ES7136-6BA01-0CA0	SIE	SIE.6ES7136-6BA01-0CA0
=V1KF1-KF15.32	1	BASEUNIT TYPE A0, BU15-P16+A0+2B	6ES7193-6BP00-0BA0	SIE	SIE.6ES7193-6BP00-0BA0
=V1KF1-KF15.41	1	ET 200SP, EI-Mod., F-DQ 4xDC 24V/2A	6ES7136-6DB00-0CA0		SIE.6ES7136-6DB00-0CA0
=V1KF1-KF15.41	1	BASEUNIT TYPE A0, BU15-P16+A0+2B	6ES7193-6BP00-0BA0	SIE	SIE.6ES7193-6BP00-0BA0
=V1KF1-KF15.42	1	ET 200SP, EI-Mod., F-DQ 4xDC 24V/2A	6ES7136-6DB00-0CA0		SIE.6ES7136-6DB00-0CA0
=V1KF1-KF15.42	1	BASEUNIT TYPE A0, BU15-P16+A0+2B	6ES7193-6BP00-0BA0	SIE	SIE.6ES7193-6BP00-0BA0
=V1KF1-KF15.51	1	ET 200SP, F-RQ 1x24VDC/24..230VAC/5A ST	6ES7136-6RA00-0BF0		SIE.6ES7136-6RA00-0BF0
=V1KF1-KF15.51	1	BASEUNIT TYPE F0, BU20-P8+A4+0B	6ES7193-6BP20-0BF0	SIE	SIE.6ES7193-6BP20-0BF0
=V1KF1-KF15.52	1	ET 200SP, F-RQ 1x24VDC/24..230VAC/5A ST	6ES7136-6RA00-0BF0		SIE.6ES7136-6RA00-0BF0
=V1KF1-KF15.52	1	BASEUNIT TYPE F0, BU20-P8+A4+0B	6ES7193-6BP20-0BF0	SIE	SIE.6ES7193-6BP20-0BF0
=V1KF1-KF15.53	1	ET 200SP, F-RQ 1x24VDC/24..230VAC/5A ST	6ES7136-6RA00-0BF0		SIE.6ES7136-6RA00-0BF0
=V1KF1-KF15.53	1	BASEUNIT TYPE F0, BU20-P8+A4+0B	6ES7193-6BP20-0BF0	SIE	SIE.6ES7193-6BP20-0BF0
=V1KF1-KF15.54	1	ET 200SP, F-RQ 1x24VDC/24..230VAC/5A ST	6ES7136-6RA00-0BF0		SIE.6ES7136-6RA00-0BF0
=V1KF1-KF15.54	1	BASEUNIT TYPE F0, BU20-P8+A4+0B	6ES7193-6BP20-0BF0	SIE	SIE.6ES7193-6BP20-0BF0
=V1KF1-KF100.15	1	SCALANCE XC216	6GK5216-0BA00-2AC2	SIE	SIE.6GK5216-0BA00-2AC2
=V1KF1-KF100.15	1	C-PLUG	6GK1900-0AB10	SIE	SIE.6GK1900-0AB10
=V1WC3-FC1	1	CIRCUIT BREAKER 240V 14KA, 1-POLE, C, 16A, D=70MM	5SJ4116-7HG41	SIE	SIE.5SJ4116-7HG41
=V1WC3-FC1	1	AUXILARY SWITCH 1NO1NC UL489	5ST3010-0HG	SIE	SIE.5ST3010-0HG
=V1WC3-FC2	1	CIRCUIT BREAKER 240V 14KA, 1-POLE, C, 3A, D=70MM	5SJ4103-7HG41	SIE	SIE.5SJ4103-7HG41
=V1WC3-FC2	1	AUXILARY SWITCH 1NO1NC UL489	5ST3010-0HG	SIE	SIE.5ST3010-0HG
=V1WC3-FC3	1	CIRCUIT BREAKER 240V 14KA, 1-POLE, C, 16A, D=70MM	5SJ4116-7HG41	SIE	SIE.5SJ4116-7HG41
=V1WC3-XG2	1	Panel Interface Connector with USB Type A/F to USB Type A/M [Qty: 2]; Category 5e RJ45; 2x RJ45 Housing; UL Type 4; Duplex Outlet; 5 Amp Circuit Breaker	GT_N.P-11#2R2-K3RD5		GT_N.P-11#2R2-K3RD5
=V1WC4-FC11	1	SITOP SEL1200 8 x 10A	6EP4438-7FB00-3DX0		SIE.6EP4438-7FB00-3DX0
=V1WC4-FC12	1	SITOP SEL1200 8 x 10A	6EP4438-7FB00-3DX0		SIE.6EP4438-7FB00-3DX0
=V1WC4-TA1	1	SITOP PSU6200 1ph 24 V/20 A	6EP3336-7SB00-3AX0		SIE.6EP3336-7SB00-3AX0

+UC14/1

+UC71/1

Date	2/23/2024	Volvo Trucks North America	Valiant TMS	Parts list : SIE.6ES7155-6AA01-0BN0_subassembly	Drawing name:	=
Ed.	MKLEPADLO			SIE.6EP3336-7SB00-3AX0	=2V14&EFS_EL	+ V1UC15
Appr		P6700 Closure Hang - Cell 2V14			Document type:	Project nr:
Original		Replacement of	Replaced by	Scale 1:1	EPB	22-16175
Modification	Date	Name				Page
						1
						436













































































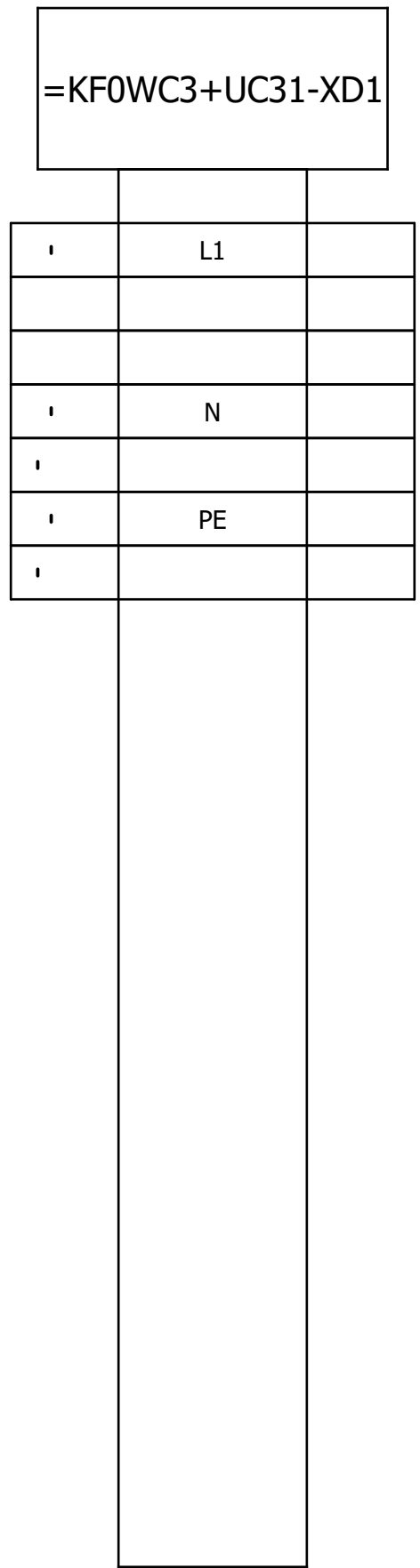




# Terminal line-up diagram

F12\_001

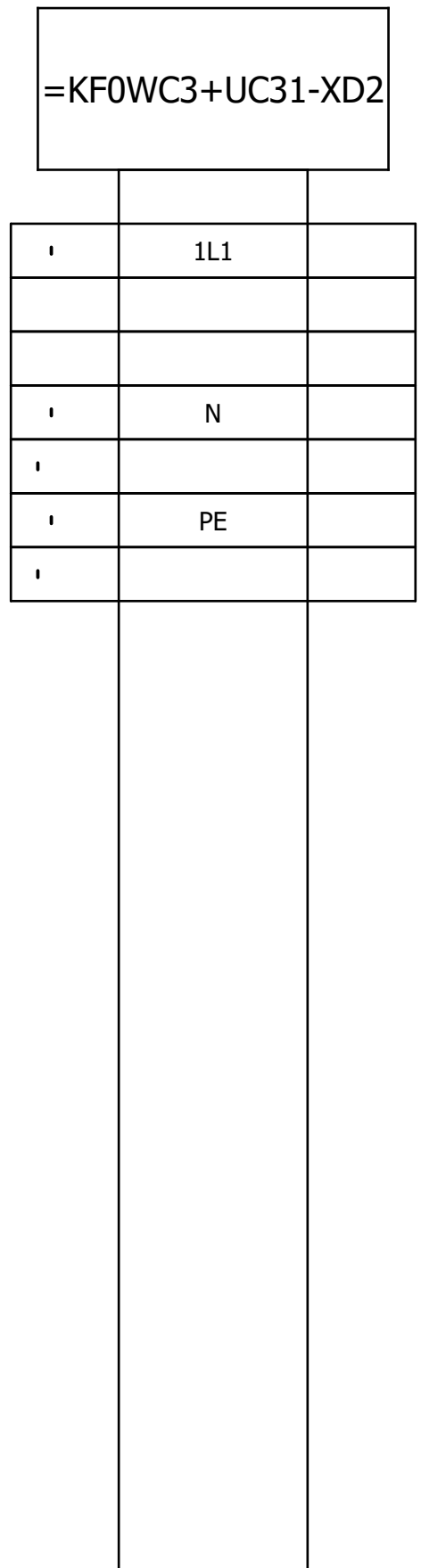
Part number					
Mounting rail			Strip label	End angle rear	End plate
Terminal					
Part number	Type number	Cross-section	Terminal label	Jumper	Cover
WEI.1608510000	ZDU 2.5	2.5			
WEI.1608740000	ZAP/TW 1				
WEI.9540000000	ZEW 35				
WEI.1608520000	ZDU 2.5 BL	2.5 mm <sup>2</sup>			
WEI.1608520000	ZDU 2.5 BL	2.5 mm <sup>2</sup>			



# Terminal line-up diagram

F12\_001

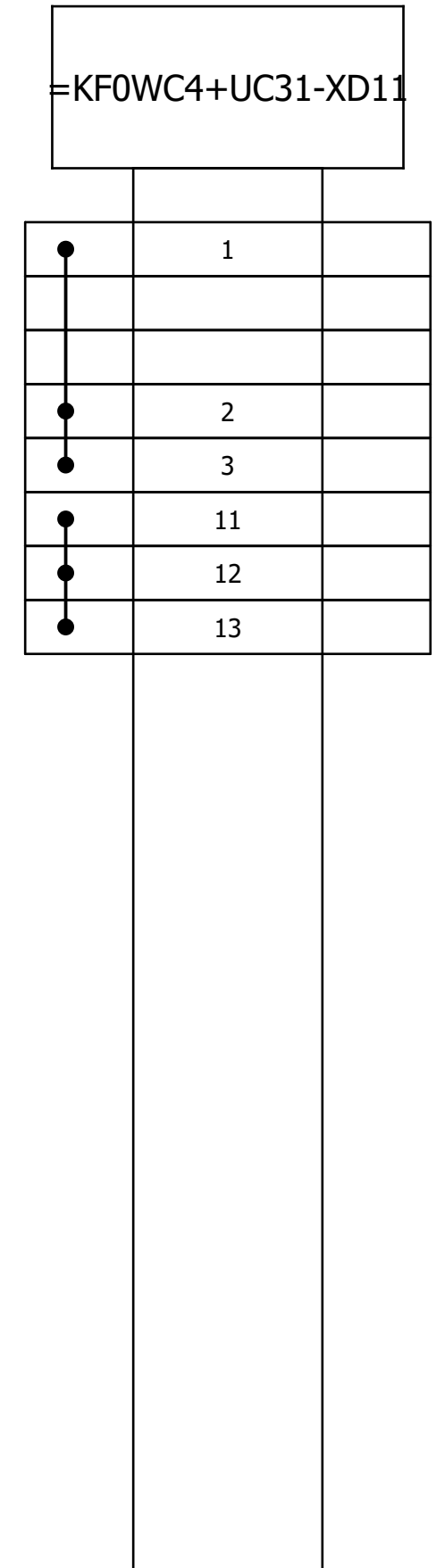
Part number					
Mounting rail			Strip label	End angle rear	End plate
Terminal					
Part number	Type number	Cross-section	Terminal label	Jumper	Cover
WEI.1608510000	ZDU 2.5	2.5			
WEI.1608740000	ZAP/TW 1				
WEI.9540000000	ZEW 35				
WEI.1608520000	ZDU 2.5 BL	2.5 mm <sup>2</sup>			
WEI.1608520000	ZDU 2.5 BL	2.5 mm <sup>2</sup>			



# Terminal line-up diagram

F12\_001

Part number					
Mounting rail			Strip label	End angle rear	End plate
Terminal					
Part number	Type number	Cross-section	Terminal label	Jumper	Cover
WEI.8731720000	ZTR 2.5/3AN	2.5			
WEI.1608800000	ZAP/TW 3				
WEI.9540000000	ZEW 35				
WEI.8731720000	ZTR 2.5/3AN	2.5			
WEI.8731720000	ZTR 2.5/3AN	2.5			
WEI.8731720000	ZTR 2.5/3AN	2.5			
WEI.8731720000	ZTR 2.5/3AN	2.5			
WEI.8731720000	ZTR 2.5/3AN	2.5			
WEI.8731720000	ZTR 2.5/3AN	2.5			
WEI.8731720000	ZTR 2.5/3AN	2.5			



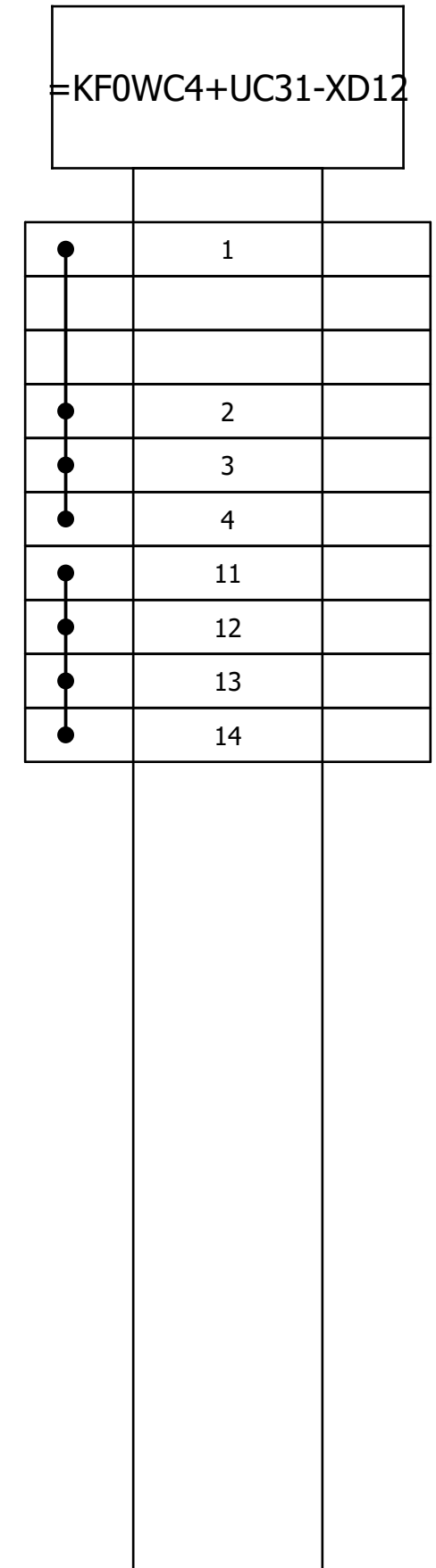
4

6

# Terminal line-up diagram

F12\_001

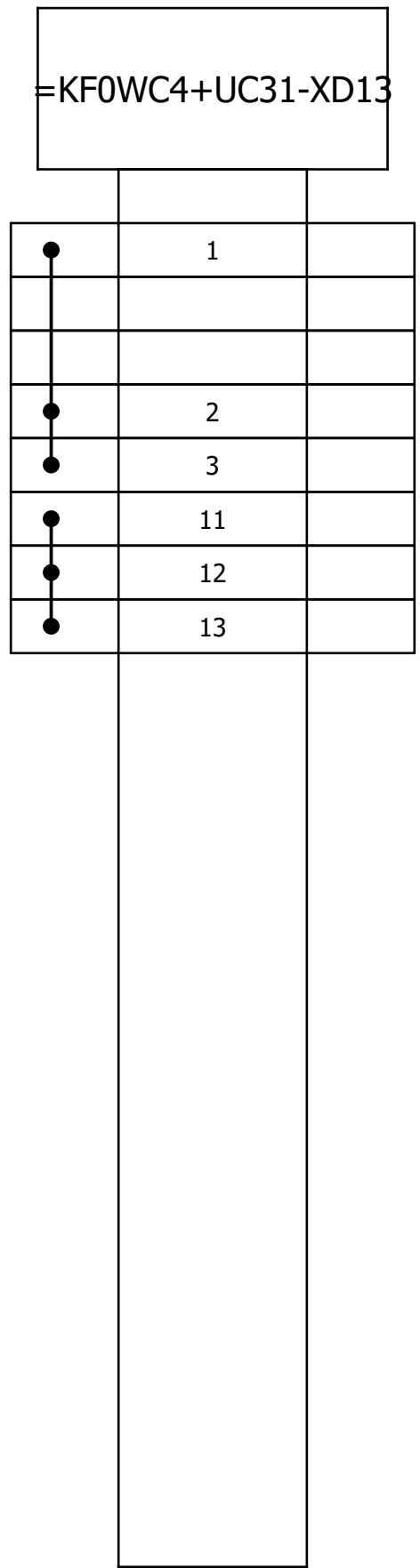
Part number					
Mounting rail			Strip label	End angle rear	End plate
Terminal					
Part number	Type number	Cross-section	Terminal label	Jumper	Cover
WEI.8731720000	ZTR 2.5/3AN	2.5			
WEI.1608800000	ZAP/TW 3				
WEI.9540000000	ZEW 35				
WEI.8731720000	ZTR 2.5/3AN	2.5			
WEI.8731720000	ZTR 2.5/3AN	2.5			
WEI.8731720000	ZTR 2.5/3AN	2.5			
WEI.8731720000	ZTR 2.5/3AN	2.5			
WEI.8731720000	ZTR 2.5/3AN	2.5			
WEI.8731720000	ZTR 2.5/3AN	2.5			
WEI.8731720000	ZTR 2.5/3AN	2.5			
WEI.8731720000	ZTR 2.5/3AN	2.5			



# Terminal line-up diagram

F12\_001

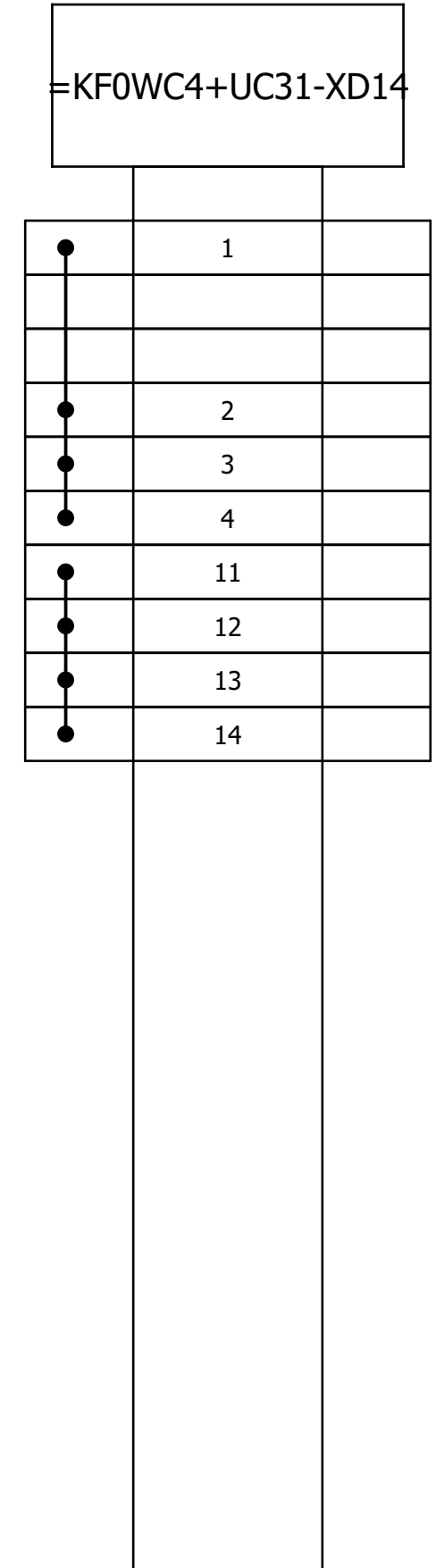
Part number					
Mounting rail			Strip label	End angle rear	End plate
Terminal					
Part number	Type number	Cross-section	Terminal label	Jumper	Cover
WEI.8731720000	ZTR 2.5/3AN	2.5			
WEI.1608800000	ZAP/TW 3				
WEI.9540000000	ZEW 35				
WEI.8731720000	ZTR 2.5/3AN	2.5			
WEI.8731720000	ZTR 2.5/3AN	2.5			
WEI.8731720000	ZTR 2.5/3AN	2.5			
WEI.8731720000	ZTR 2.5/3AN	2.5			
WEI.8731720000	ZTR 2.5/3AN	2.5			
WEI.8731720000	ZTR 2.5/3AN	2.5			



# Terminal line-up diagram

F12\_001


Part number					
Mounting rail			Strip label	End angle rear	End plate
Terminal					
Part number	Type number	Cross-section	Terminal label	Jumper	Cover
WEI.8731720000	ZTR 2.5/3AN	2.5			
WEI.1608800000	ZAP/TW 3				
WEI.9540000000	ZEW 35				
WEI.8731720000	ZTR 2.5/3AN	2.5			
WEI.8731720000	ZTR 2.5/3AN	2.5			
WEI.8731720000	ZTR 2.5/3AN	2.5			
WEI.8731720000	ZTR 2.5/3AN	2.5			
WEI.8731720000	ZTR 2.5/3AN	2.5			
WEI.8731720000	ZTR 2.5/3AN	2.5			
WEI.8731720000	ZTR 2.5/3AN	2.5			
WEI.8731720000	ZTR 2.5/3AN	2.5			
WEI.8731720000	ZTR 2.5/3AN	2.5			
WEI.8731720000	ZTR 2.5/3AN	2.5			



# Terminal line-up diagram

F12\_001

Part number					
Mounting rail			Strip label	End angle rear	End plate
Terminal					
Part number	Type number	Cross-section	Terminal label	Jumper	Cover

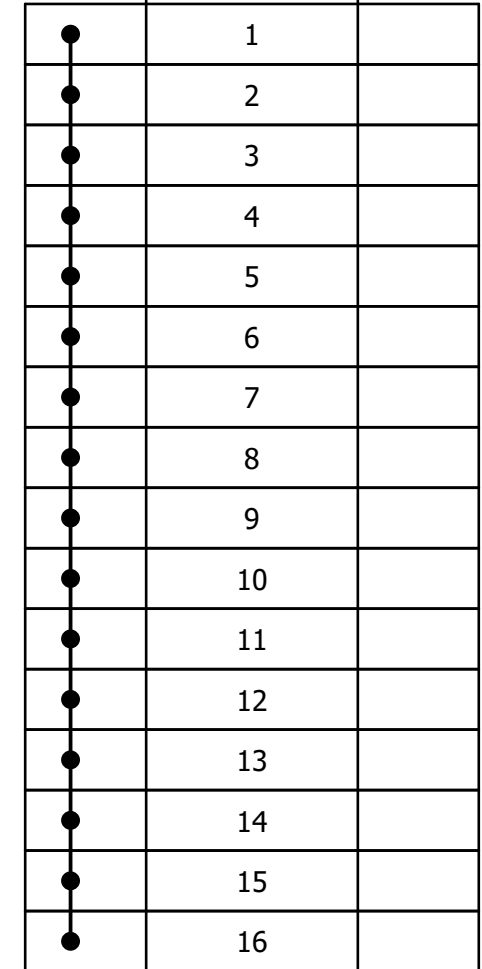
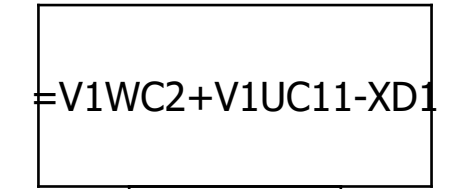




# Terminal line-up diagram

F12\_001

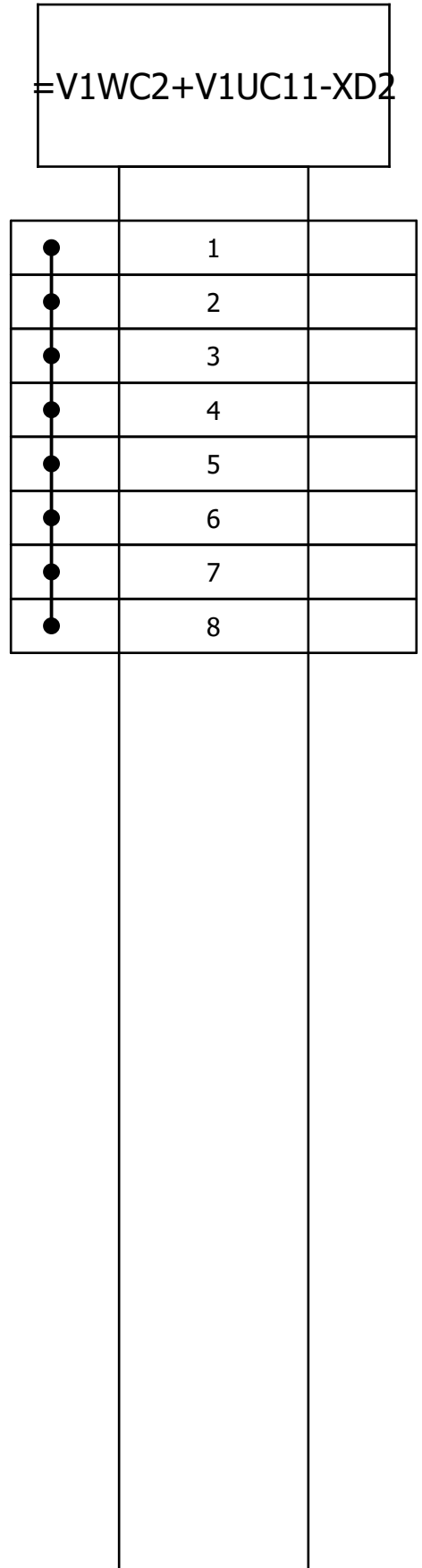
Part number					
Mounting rail			Strip label	End angle rear	End plate
Terminal					
Part number	Type number	Cross-section	Terminal label	Jumper	Cover
1SNK705012R0000	ZK2.5-4P	2.5			
1SNK705012R0000	ZK2.5-4P	2.5			
1SNK705012R0000	ZK2.5-4P	2.5			
1SNK705012R0000	ZK2.5-4P	2.5			
1SNK705012R0000	ZK2.5-4P	2.5			
1SNK705012R0000	ZK2.5-4P	2.5			
1SNK705012R0000	ZK2.5-4P	2.5			
1SNK705012R0000	ZK2.5-4P	2.5			
1SNK705012R0000	ZK2.5-4P	2.5			
1SNK705012R0000	ZK2.5-4P	2.5			
1SNK705012R0000	ZK2.5-4P	2.5			
1SNK705012R0000	ZK2.5-4P	2.5			
1SNK705012R0000	ZK2.5-4P	2.5			
1SNK705012R0000	ZK2.5-4P	2.5			
1SNK705012R0000	ZK2.5-4P	2.5			
1SNK705012R0000	ZK2.5-4P	2.5			
1SNK705012R0000	ZK2.5-4P	2.5			
1SNK705012R0000	ZK2.5-4P	2.5			
1SNK705012R0000	ZK2.5-4P	2.5			
1SNK705012R0000	ZK2.5-4P	2.5			
1SNK705012R0000	ZK2.5-4P	2.5			



# Terminal line-up diagram

F12\_001


Part number						
Mounting rail				Strip label	End angle rear	End plate
Terminal						
Part number	Type number	Cross-section	Terminal label	Jumper	Cover	
1SNK705012R0000	ZK2.5-4P	2.5				
1SNK705012R0000	ZK2.5-4P	2.5				
1SNK705012R0000	ZK2.5-4P	2.5				
1SNK705012R0000	ZK2.5-4P	2.5				
1SNK705012R0000	ZK2.5-4P	2.5				
1SNK705012R0000	ZK2.5-4P	2.5				
1SNK705012R0000	ZK2.5-4P	2.5				
1SNK705012R0000	ZK2.5-4P	2.5				



# Terminal line-up diagram

F12\_001

Part number					
Mounting rail			Strip label	End angle rear	End plate
Terminal					
Part number	Type number	Cross-section	Terminal label	Jumper	Cover
1SNK705012R0000	ZK2.5-4P	2.5			
1SNK705012R0000	ZK2.5-4P	2.5			
1SNK705012R0000	ZK2.5-4P	2.5			
1SNK705012R0000	ZK2.5-4P	2.5			
1SNK705012R0000	ZK2.5-4P	2.5			




# Terminal line-up diagram

F12\_001

Part number					
Mounting rail			Strip label	End angle rear	End plate
Terminal					
Part number	Type number	Cross-section	Terminal label	Jumper	Cover
1SNK706012R0000	ZK4-4P	4			
1SNK706012R0000	ZK4-4P	4			
1SNK706012R0000	ZK4-4P	4			
1SNK706012R0000	ZK4-4P	4			

=V1WC3+V1UC11-XD1

1		
2		
3		
4		

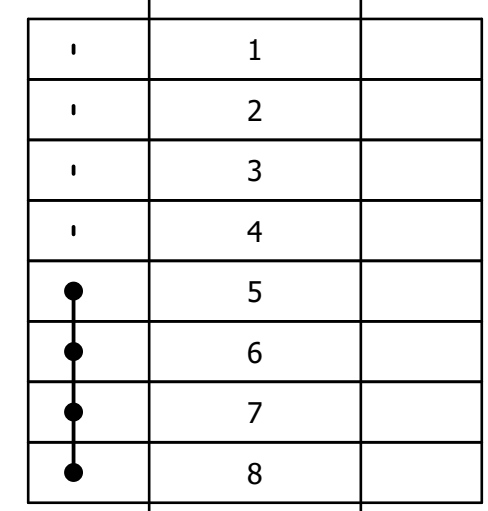


# Terminal line-up diagram

F12\_001

Part number					
Mounting rail			Strip label	End angle rear	End plate
Terminal					
Part number	Type number	Cross-section	Terminal label	Jumper	Cover
1SNK706012R0000	ZK4-4P	4			
1SNK706012R0000	ZK4-4P	4			
1SNK706012R0000	ZK4-4P	4			
1SNK706012R0000	ZK4-4P	4			
1SNK706012R0000	ZK4-4P	4			
1SNK706012R0000	ZK4-4P	4			
1SNK706012R0000	ZK4-4P	4			
1SNK706012R0000	ZK4-4P	4			

=V1WC3+V1UC11-XD2

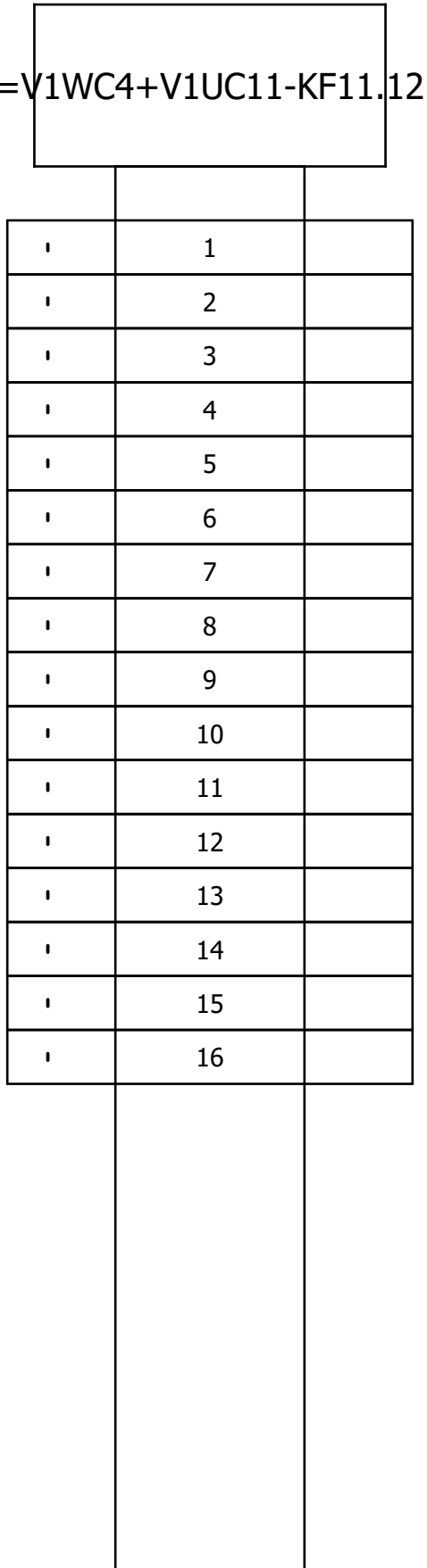




# Terminal line-up diagram

F12\_001

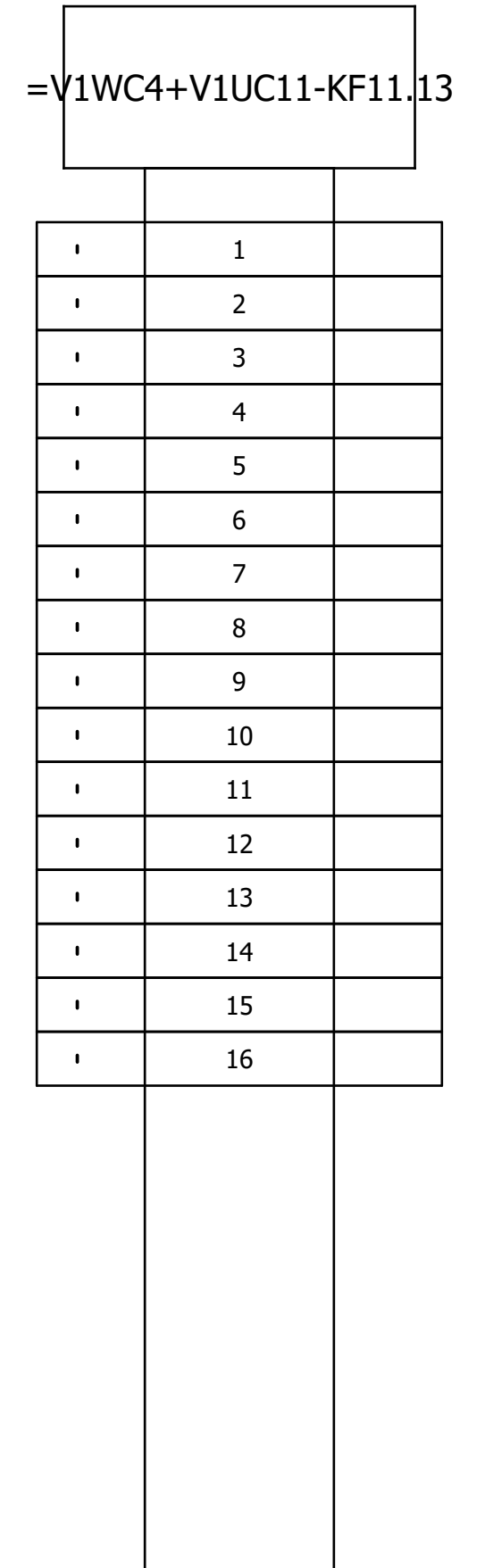
Part number					
Mounting rail			Strip label	End angle rear	End plate
Terminal					
Part number	Type number	Cross-section	Terminal label	Jumper	Cover
1SNK705012R0000	ZK2.5-4P	2.5			
1SNK705012R0000	ZK2.5-4P	2.5			
1SNK705012R0000	ZK2.5-4P	2.5			
1SNK705012R0000	ZK2.5-4P	2.5			
1SNK705012R0000	ZK2.5-4P	2.5			
1SNK705012R0000	ZK2.5-4P	2.5			
1SNK705012R0000	ZK2.5-4P	2.5			
1SNK705012R0000	ZK2.5-4P	2.5			
1SNK705012R0000	ZK2.5-4P	2.5			
1SNK705012R0000	ZK2.5-4P	2.5			
1SNK705012R0000	ZK2.5-4P	2.5			
1SNK705012R0000	ZK2.5-4P	2.5			
1SNK705012R0000	ZK2.5-4P	2.5			
1SNK705012R0000	ZK2.5-4P	2.5			
1SNK705012R0000	ZK2.5-4P	2.5			
1SNK705012R0000	ZK2.5-4P	2.5			
1SNK705012R0000	ZK2.5-4P	2.5			
1SNK705012R0000	ZK2.5-4P	2.5			
1SNK705012R0000	ZK2.5-4P	2.5			
1SNK705012R0000	ZK2.5-4P	2.5			
1SNK705012R0000	ZK2.5-4P	2.5			
1SNK705012R0000	ZK2.5-4P	2.5			
1SNK705012R0000	ZK2.5-4P	2.5			
1SNK705012R0000	ZK2.5-4P	2.5			
1SNK705012R0000	ZK2.5-4P	2.5			
1SNK705012R0000	ZK2.5-4P	2.5			
1SNK705012R0000	ZK2.5-4P	2.5			
1SNK705012R0000	ZK2.5-4P	2.5			
1SNK705012R0000	ZK2.5-4P	2.5			



# Terminal line-up diagram

F12\_001

Part number					
Mounting rail			Strip label	End angle rear	End plate
Terminal					
Part number	Type number	Cross-section	Terminal label	Jumper	Cover
1SNK705012R0000	ZK2.5-4P	2.5			
1SNK705012R0000	ZK2.5-4P	2.5			
1SNK705012R0000	ZK2.5-4P	2.5			
1SNK705012R0000	ZK2.5-4P	2.5			
1SNK705012R0000	ZK2.5-4P	2.5			
1SNK705012R0000	ZK2.5-4P	2.5			
1SNK705012R0000	ZK2.5-4P	2.5			
1SNK705012R0000	ZK2.5-4P	2.5			
1SNK705012R0000	ZK2.5-4P	2.5			
1SNK705012R0000	ZK2.5-4P	2.5			
1SNK705012R0000	ZK2.5-4P	2.5			
1SNK705012R0000	ZK2.5-4P	2.5			
1SNK705012R0000	ZK2.5-4P	2.5			
1SNK705012R0000	ZK2.5-4P	2.5			
1SNK705012R0000	ZK2.5-4P	2.5			
1SNK705012R0000	ZK2.5-4P	2.5			
1SNK705012R0000	ZK2.5-4P	2.5			
1SNK705012R0000	ZK2.5-4P	2.5			
1SNK705012R0000	ZK2.5-4P	2.5			
1SNK705012R0000	ZK2.5-4P	2.5			
1SNK705012R0000	ZK2.5-4P	2.5			
1SNK705012R0000	ZK2.5-4P	2.5			
1SNK705012R0000	ZK2.5-4P	2.5			
1SNK705012R0000	ZK2.5-4P	2.5			
1SNK705012R0000	ZK2.5-4P	2.5			
1SNK705012R0000	ZK2.5-4P	2.5			
1SNK705012R0000	ZK2.5-4P	2.5			
1SNK705012R0000	ZK2.5-4P	2.5			
1SNK705012R0000	ZK2.5-4P	2.5			
1SNK705012R0000	ZK2.5-4P	2.5			

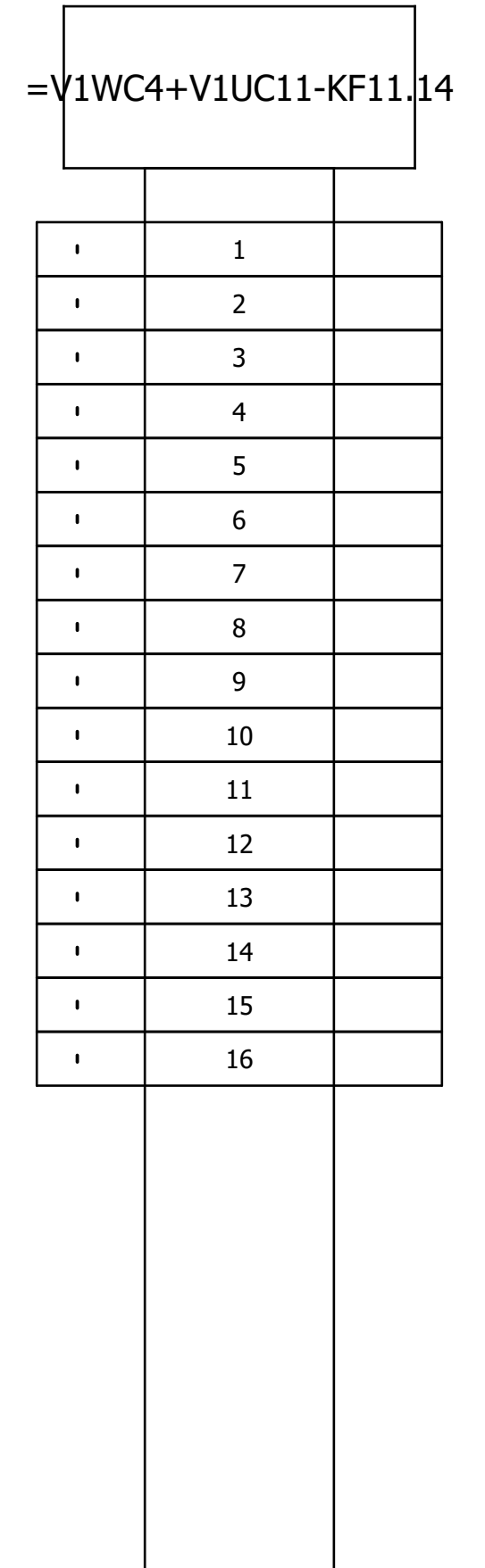




# Terminal line-up diagram

F12\_001

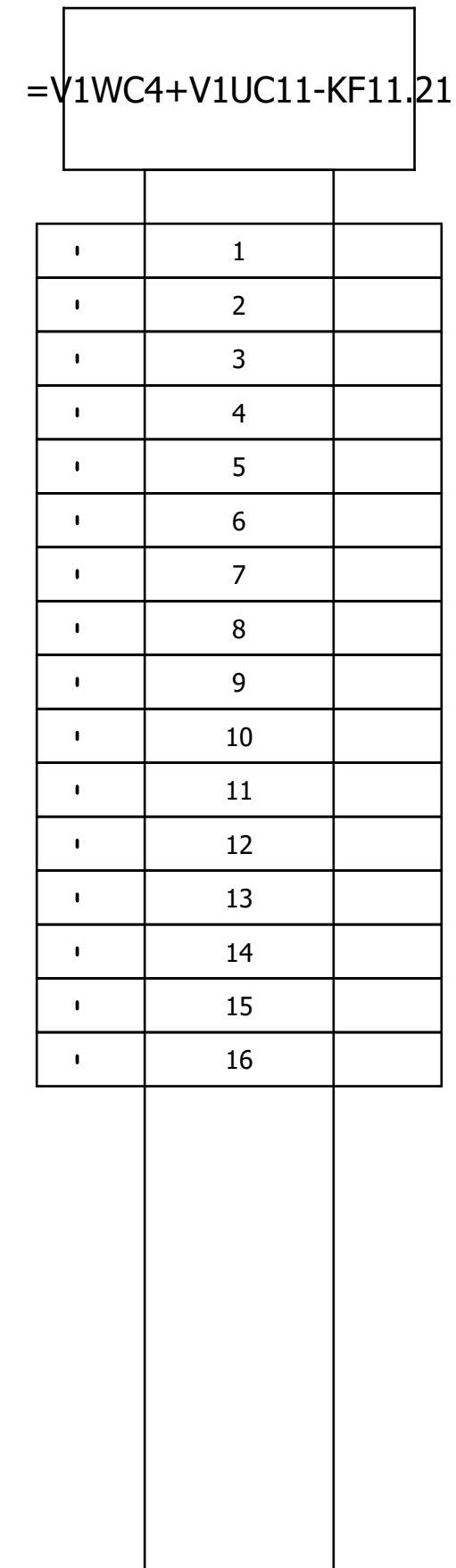
Part number					
Mounting rail			Strip label	End angle rear	End plate
Terminal					
Part number	Type number	Cross-section	Terminal label	Jumper	Cover
1SNK705012R0000	ZK2.5-4P	2.5			
1SNK705012R0000	ZK2.5-4P	2.5			
1SNK705012R0000	ZK2.5-4P	2.5			
1SNK705012R0000	ZK2.5-4P	2.5			
WEI.8731720000	ZTR 2.5/3AN	2.5			
WEI.8731720000	ZTR 2.5/3AN	2.5			
WEI.8731720000	ZTR 2.5/3AN	2.5			
WEI.8731720000	ZTR 2.5/3AN	2.5			
WEI.1608510000	ZDU 2.5	2.5			
WEI.1608510000	ZDU 2.5	2.5			
WEI.1608510000	ZDU 2.5	2.5			
WEI.8731720000	ZTR 2.5/3AN	2.5			
WEI.8731720000	ZTR 2.5/3AN	2.5			
WEI.8731720000	ZTR 2.5/3AN	2.5			
WEI.8731720000	ZTR 2.5/3AN	2.5			
WEI.8731720000	ZTR 2.5/3AN	2.5			
WEI.8731720000	ZTR 2.5/3AN	2.5			



# Terminal line-up diagram

F12\_001

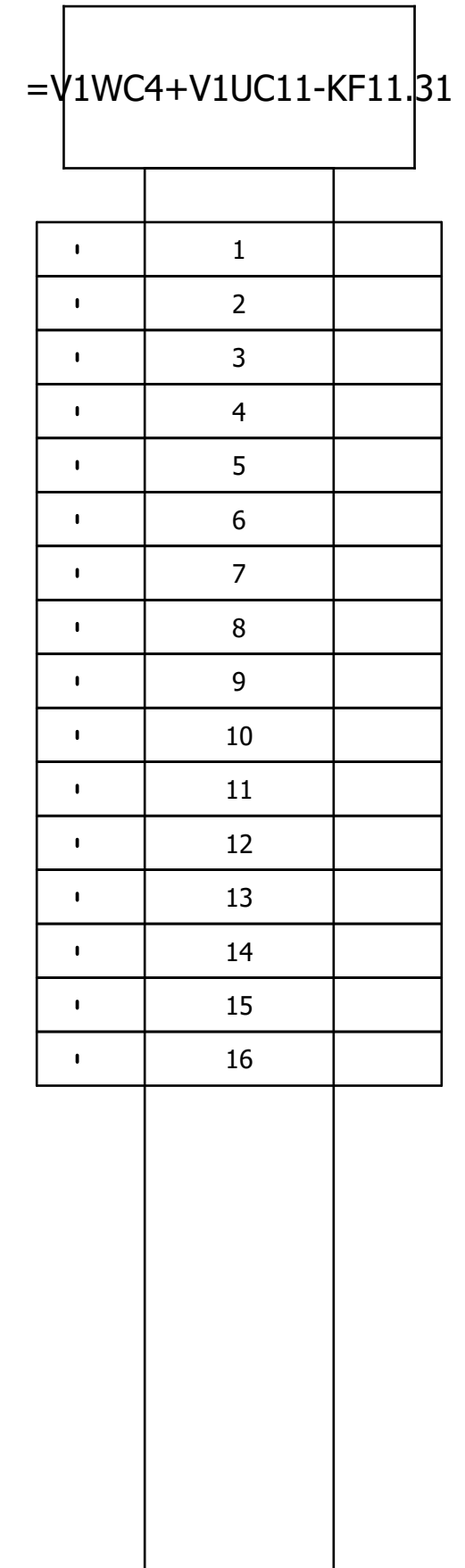
Part number					
Mounting rail			Strip label	End angle rear	End plate
Terminal					
Part number	Type number	Cross-section	Terminal label	Jumper	Cover
1SNK705012R0000	ZK2.5-4P	2.5			
1SNK705012R0000	ZK2.5-4P	2.5			
1SNK705012R0000	ZK2.5-4P	2.5			
1SNK705012R0000	ZK2.5-4P	2.5			
1SNK705012R0000	ZK2.5-4P	2.5			
1SNK705012R0000	ZK2.5-4P	2.5			
1SNK705012R0000	ZK2.5-4P	2.5			
1SNK705012R0000	ZK2.5-4P	2.5			
1SNK705012R0000	ZK2.5-4P	2.5			
1SNK705012R0000	ZK2.5-4P	2.5			
1SNK705012R0000	ZK2.5-4P	2.5			
1SNK705012R0000	ZK2.5-4P	2.5			
1SNK705012R0000	ZK2.5-4P	2.5			
1SNK705012R0000	ZK2.5-4P	2.5			
1SNK705012R0000	ZK2.5-4P	2.5			
1SNK705012R0000	ZK2.5-4P	2.5			
1SNK705012R0000	ZK2.5-4P	2.5			
1SNK705012R0000	ZK2.5-4P	2.5			
1SNK705012R0000	ZK2.5-4P	2.5			
1SNK705012R0000	ZK2.5-4P	2.5			
1SNK705012R0000	ZK2.5-4P	2.5			
1SNK705012R0000	ZK2.5-4P	2.5			
1SNK705012R0000	ZK2.5-4P	2.5			
1SNK705012R0000	ZK2.5-4P	2.5			
1SNK705012R0000	ZK2.5-4P	2.5			
1SNK705012R0000	ZK2.5-4P	2.5			
1SNK705012R0000	ZK2.5-4P	2.5			
1SNK705012R0000	ZK2.5-4P	2.5			
1SNK705012R0000	ZK2.5-4P	2.5			



# Terminal line-up diagram

F12\_001

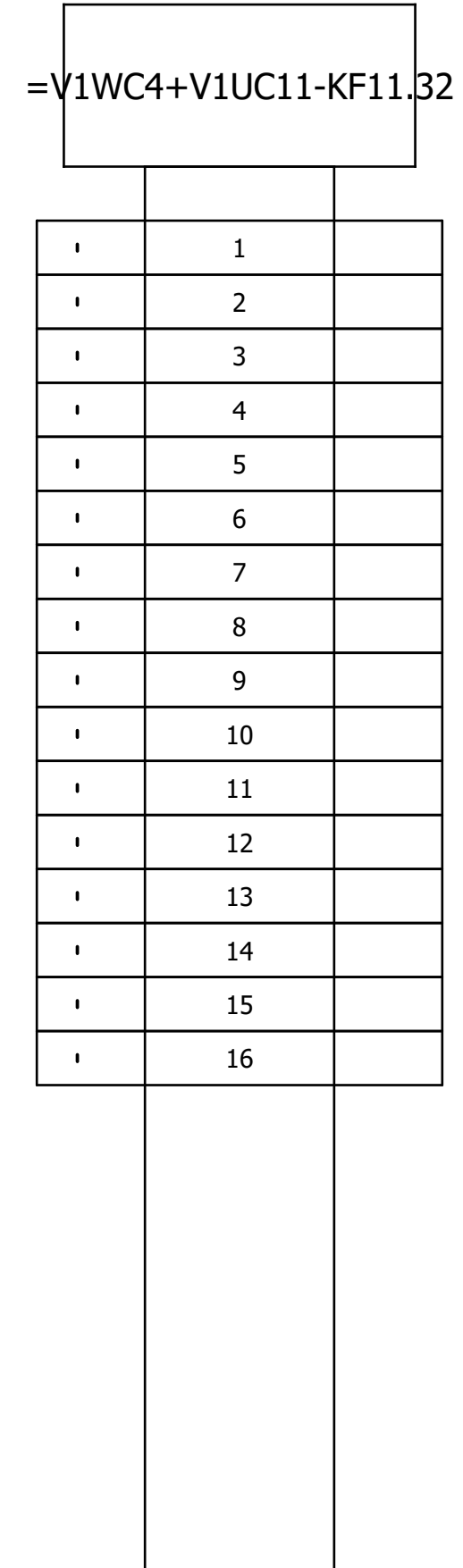
Part number					
Mounting rail			Strip label	End angle rear	End plate
Terminal					
Part number	Type number	Cross-section	Terminal label	Jumper	Cover
1SNK705012R0000	ZK2.5-4P	2.5			
1SNK705012R0000	ZK2.5-4P	2.5			
WEI.1608510000	ZDU 2.5	2.5			
1SNK705012R0000	ZK2.5-4P	2.5			
1SNK705012R0000	ZK2.5-4P	2.5			
1SNK705012R0000	ZK2.5-4P	2.5			
1SNK705012R0000	ZK2.5-4P	2.5			
WEI.1608510000	ZDU 2.5	2.5			
1SNK705012R0000	ZK2.5-4P	2.5			
1SNK705012R0000	ZK2.5-4P	2.5			
1SNK705012R0000	ZK2.5-4P	2.5			
WEI.1608510000	ZDU 2.5	2.5			
1SNK705012R0000	ZK2.5-4P	2.5			
1SNK705012R0000	ZK2.5-4P	2.5			
1SNK705012R0000	ZK2.5-4P	2.5			
WEI.1608510000	ZDU 2.5	2.5			
1SNK705012R0000	ZK2.5-4P	2.5			



# Terminal line-up diagram

F12\_001

Part number					
Mounting rail			Strip label	End angle rear	End plate
Terminal					
Part number	Type number	Cross-section	Terminal label	Jumper	Cover
1SNK705012R0000	ZK2.5-4P	2.5			
1SNK705012R0000	ZK2.5-4P	2.5			
1SNK705012R0000	ZK2.5-4P	2.5			
1SNK705012R0000	ZK2.5-4P	2.5			
1SNK705012R0000	ZK2.5-4P	2.5			
1SNK705012R0000	ZK2.5-4P	2.5			
1SNK705012R0000	ZK2.5-4P	2.5			
1SNK705012R0000	ZK2.5-4P	2.5			
1SNK705012R0000	ZK2.5-4P	2.5			
1SNK705012R0000	ZK2.5-4P	2.5			
1SNK705012R0000	ZK2.5-4P	2.5			
1SNK705012R0000	ZK2.5-4P	2.5			
1SNK705012R0000	ZK2.5-4P	2.5			
1SNK705012R0000	ZK2.5-4P	2.5			
1SNK705012R0000	ZK2.5-4P	2.5			
1SNK705012R0000	ZK2.5-4P	2.5			
1SNK705012R0000	ZK2.5-4P	2.5			
1SNK705012R0000	ZK2.5-4P	2.5			
1SNK705012R0000	ZK2.5-4P	2.5			
1SNK705012R0000	ZK2.5-4P	2.5			
1SNK705012R0000	ZK2.5-4P	2.5			






# Terminal line-up diagram

F12\_001

Part number					
Mounting rail			Strip label	End angle rear	End plate
Terminal					
Part number	Type number	Cross-section	Terminal label	Jumper	Cover
1SNK705012R0000	ZK2.5-4P	2.5			

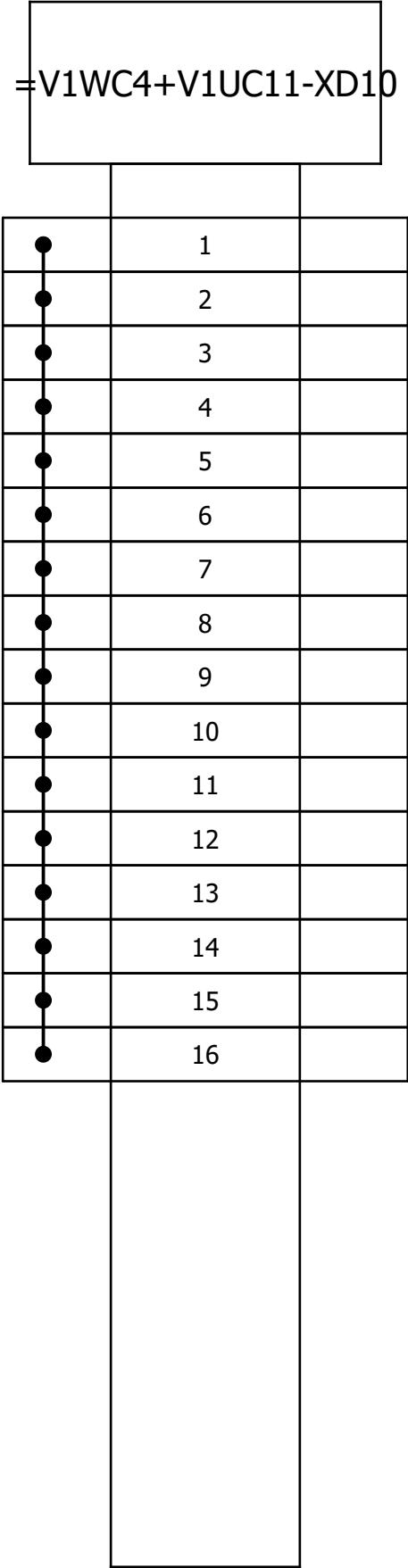




# Terminal line-up diagram

F12\_001

Part number						
Mounting rail				Strip label	End angle rear	End plate
Terminal						
Part number	Type number	Cross-section	Terminal label	Jumper	Cover	
1SNK705012R0000	ZK2.5-4P	2.5				
1SNK705012R0000	ZK2.5-4P	2.5				
1SNK705012R0000	ZK2.5-4P	2.5				
1SNK705012R0000	ZK2.5-4P	2.5				
1SNK705012R0000	ZK2.5-4P	2.5				
1SNK705012R0000	ZK2.5-4P	2.5				
1SNK705012R0000	ZK2.5-4P	2.5				
1SNK705012R0000	ZK2.5-4P	2.5				
1SNK705012R0000	ZK2.5-4P	2.5				
1SNK705012R0000	ZK2.5-4P	2.5				
1SNK705012R0000	ZK2.5-4P	2.5				
1SNK705012R0000	ZK2.5-4P	2.5				
1SNK705012R0000	ZK2.5-4P	2.5				
1SNK705012R0000	ZK2.5-4P	2.5				
1SNK705012R0000	ZK2.5-4P	2.5				
1SNK705012R0000	ZK2.5-4P	2.5				
1SNK705012R0000	ZK2.5-4P	2.5				
1SNK705012R0000	ZK2.5-4P	2.5				
1SNK705012R0000	ZK2.5-4P	2.5				
1SNK705012R0000	ZK2.5-4P	2.5				
1SNK705012R0000	ZK2.5-4P	2.5				
1SNK705012R0000	ZK2.5-4P	2.5				
1SNK705012R0000	ZK2.5-4P	2.5				
1SNK705012R0000	ZK2.5-4P	2.5				
1SNK705012R0000	ZK2.5-4P	2.5				






# Terminal line-up diagram

F12\_001

Part number					
Mounting rail			Strip label	End angle rear	End plate
Terminal					
Part number	Type number	Cross-section	Terminal label	Jumper	Cover
1SNK705012R0000	ZK2.5-4P	2.5			




25

27

# Terminal line-up diagram

F12\_001

Part number					
Mounting rail			Strip label	End angle rear	End plate
Terminal					
Part number	Type number	Cross-section	Terminal label	Jumper	Cover
1SNK705012R0000	ZK2.5-4P	2.5			
1SNK705012R0000	ZK2.5-4P	2.5			



26

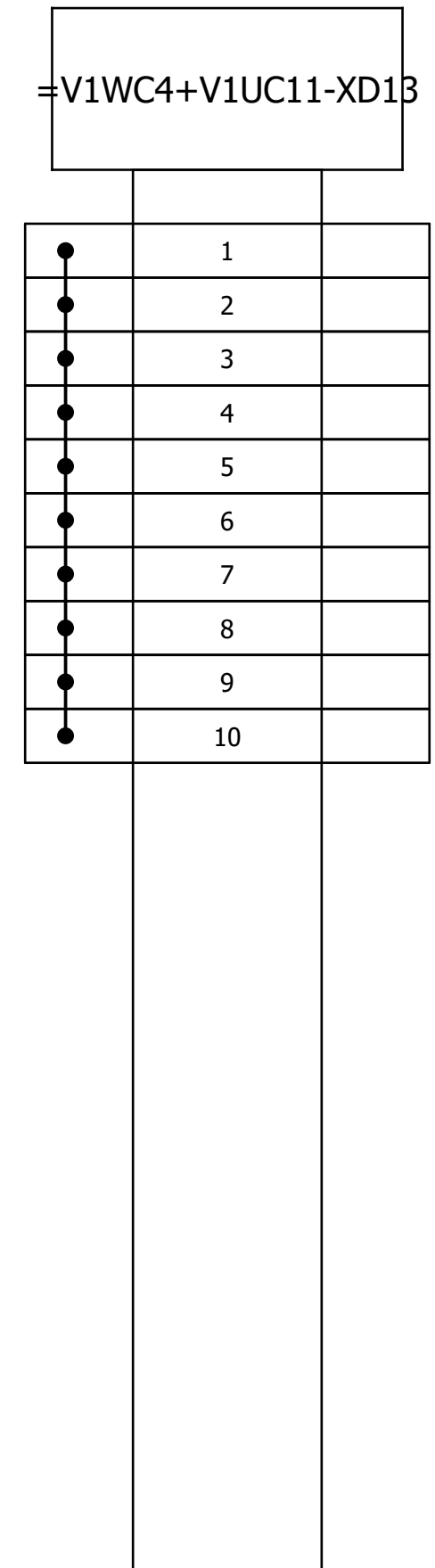
28

Modification	Date	Name	Date	2/23/2024	Volvo Trucks North America	Valiant TMS	Terminal line-up diagram =V1WC4+V1UC11-XD12	Drawing name: =2V14&EFS_EL	=	+	Document type: ETT	Project nr: 22-16175	Page 27
			Ed.	MKLEPADLO	P6700 Closure Hang - Cell 2V14								
			Appr		Replacement of	Replaced by							

# Terminal line-up diagram

F12\_001


Part number					
Mounting rail			Strip label	End angle rear	End plate
Terminal					
Part number	Type number	Cross-section	Terminal label	Jumper	Cover
1SNK705012R0000	ZK2.5-4P	2.5			
1SNK705012R0000	ZK2.5-4P	2.5			
1SNK705012R0000	ZK2.5-4P	2.5			
1SNK705012R0000	ZK2.5-4P	2.5			
1SNK705012R0000	ZK2.5-4P	2.5			
1SNK705012R0000	ZK2.5-4P	2.5			
1SNK705012R0000	ZK2.5-4P	2.5			
1SNK705012R0000	ZK2.5-4P	2.5			
1SNK705012R0000	ZK2.5-4P	2.5			
1SNK705012R0000	ZK2.5-4P	2.5			



# Terminal line-up diagram

F12\_001

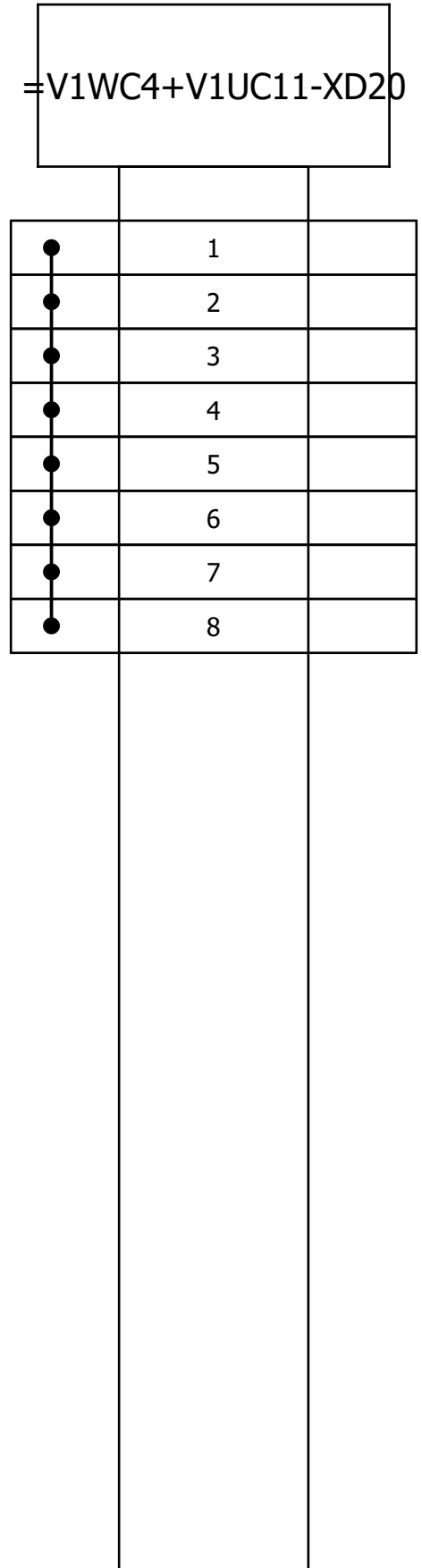
Part number					
Mounting rail			Strip label	End angle rear	End plate
Terminal					
Part number	Type number	Cross-section	Terminal label	Jumper	Cover
1SNK705012R0000	ZK2.5-4P	2.5			
1SNK705012R0000	ZK2.5-4P	2.5			



# Terminal line-up diagram

F12\_001


Part number					
Mounting rail			Strip label	End angle rear	End plate
Terminal					
Part number	Type number	Cross-section	Terminal label	Jumper	Cover
1SNK705012R0000	ZK2.5-4P	2.5			
1SNK705012R0000	ZK2.5-4P	2.5			
1SNK705012R0000	ZK2.5-4P	2.5			
1SNK705012R0000	ZK2.5-4P	2.5			
1SNK705012R0000	ZK2.5-4P	2.5			
1SNK705012R0000	ZK2.5-4P	2.5			
1SNK705012R0000	ZK2.5-4P	2.5			
1SNK705012R0000	ZK2.5-4P	2.5			



# Terminal line-up diagram

F12\_001


Part number					
Mounting rail			Strip label	End angle rear	End plate
Terminal					
Part number	Type number	Cross-section	Terminal label	Jumper	Cover
1SNK705012R0000	ZK2.5-4P	2.5			
1SNK705012R0000	ZK2.5-4P	2.5			



# Terminal line-up diagram

F12\_001


Part number					
Mounting rail			Strip label	End angle rear	End plate
Terminal					
Part number	Type number	Cross-section	Terminal label	Jumper	Cover
1SNK705012R0000	ZK2.5-4P	2.5			
1SNK705012R0000	ZK2.5-4P	2.5			



# Terminal line-up diagram

F12\_001

Part number					
Mounting rail			Strip label	End angle rear	End plate
Terminal					
Part number	Type number	Cross-section	Terminal label	Jumper	Cover
1SNK705012R0000	ZK2.5-4P	2.5			
1SNK705012R0000	ZK2.5-4P	2.5			






# Terminal line-up diagram

F12\_001

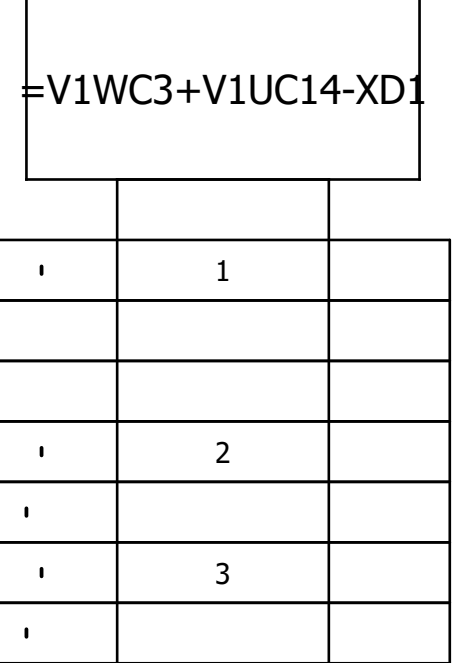
Part number					
Mounting rail			Strip label	End angle rear	End plate
Terminal					
Part number	Type number	Cross-section	Terminal label	Jumper	Cover
1SNK705012R0000	ZK2.5-4P	2.5			
1SNK705012R0000	ZK2.5-4P	2.5			



# Terminal line-up diagram

F12\_001

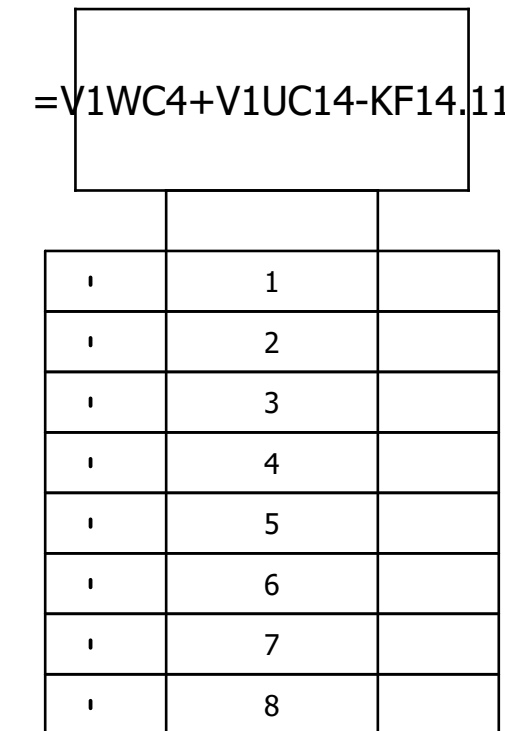
Part number					
Mounting rail			Strip label	End angle rear	End plate
Terminal					
Part number	Type number	Cross-section	Terminal label	Jumper	Cover
WEI.1608510000	ZDU 2.5	2.5			
WEI.1608740000	ZAP/TW 1				
WEI.9540000000	ZEW 35				
WEI.1608520000	ZDU 2.5 BL	2.5 mm <sup>2</sup>			
WEI.1608520000	ZDU 2.5 BL	2.5 mm <sup>2</sup>			



# Terminal line-up diagram

F12\_001

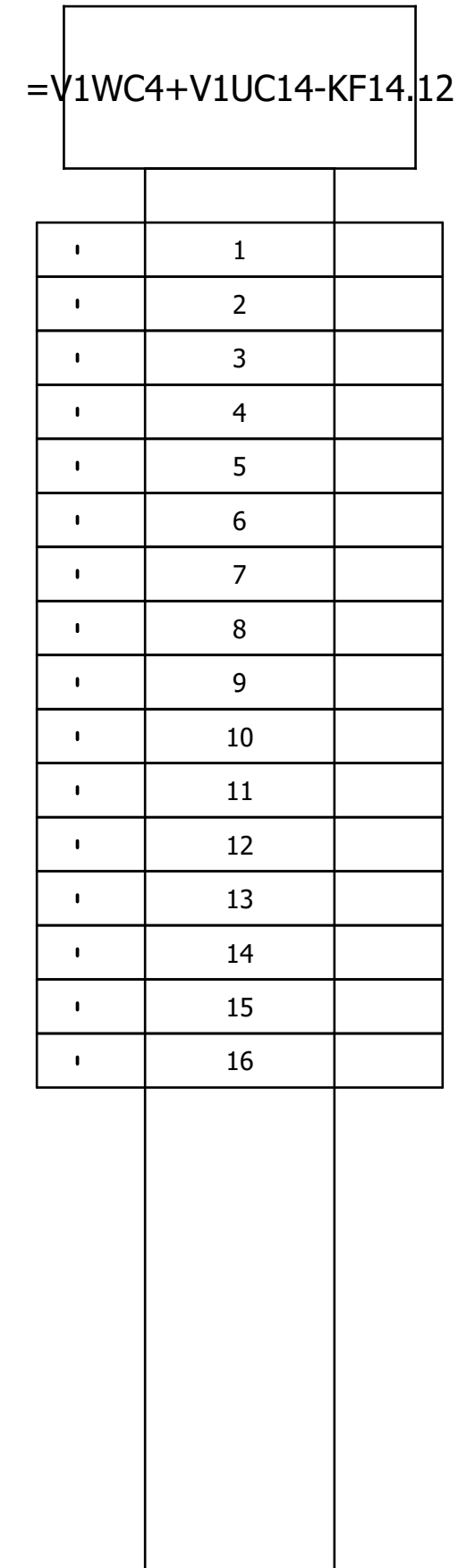
Part number					
Mounting rail			Strip label	End angle rear	End plate
Terminal					
Part number	Type number	Cross-section	Terminal label	Jumper	Cover
WEI.8731720000	ZTR 2.5/3AN	2.5			
WEI.8731720000	ZTR 2.5/3AN	2.5			
WEI.8731720000	ZTR 2.5/3AN	2.5			
WEI.8731720000	ZTR 2.5/3AN	2.5			
WEI.8731720000	ZTR 2.5/3AN	2.5			
WEI.8731720000	ZTR 2.5/3AN	2.5			
WEI.8731720000	ZTR 2.5/3AN	2.5			
WEI.8731720000	ZTR 2.5/3AN	2.5			
WEI.8731720000	ZTR 2.5/3AN	2.5			



# Terminal line-up diagram

F12\_001

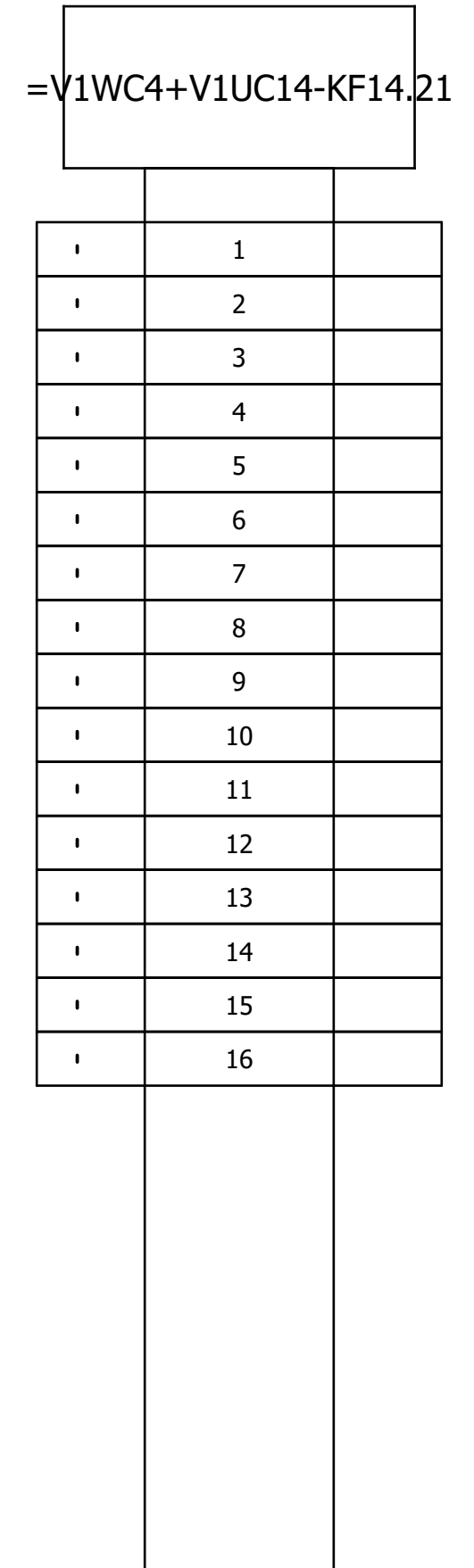
Part number					
Mounting rail			Strip label	End angle rear	End plate
Terminal					
Part number	Type number	Cross-section	Terminal label	Jumper	Cover
WEI.8731720000	ZTR 2.5/3AN	2.5			
WEI.8731720000	ZTR 2.5/3AN	2.5			
WEI.8731720000	ZTR 2.5/3AN	2.5			
WEI.8731720000	ZTR 2.5/3AN	2.5			
WEI.8731720000	ZTR 2.5/3AN	2.5			
WEI.1608510000	ZDU 2.5	2.5			
WEI.1608510000	ZDU 2.5	2.5			
WEI.8731720000	ZTR 2.5/3AN	2.5			
WEI.1608510000	ZDU 2.5	2.5			
WEI.8731720000	ZTR 2.5/3AN	2.5			
WEI.8731720000	ZTR 2.5/3AN	2.5			
WEI.8731720000	ZTR 2.5/3AN	2.5			
WEI.8731720000	ZTR 2.5/3AN	2.5			
WEI.8731720000	ZTR 2.5/3AN	2.5			
WEI.8731720000	ZTR 2.5/3AN	2.5			
WEI.8731720000	ZTR 2.5/3AN	2.5			
WEI.8731720000	ZTR 2.5/3AN	2.5			
WEI.8731720000	ZTR 2.5/3AN	2.5			
WEI.8731720000	ZTR 2.5/3AN	2.5			
WEI.8731720000	ZTR 2.5/3AN	2.5			
WEI.8731720000	ZTR 2.5/3AN	2.5			



# Terminal line-up diagram

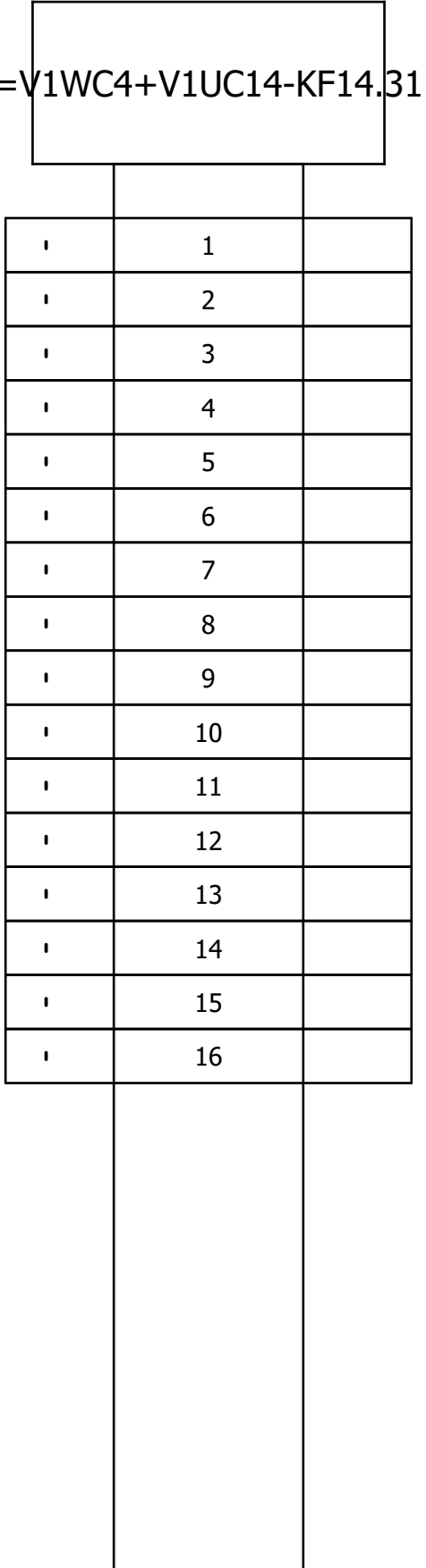
F12\_001

Part number					
Mounting rail			Strip label	End angle rear	End plate
Terminal					
Part number	Type number	Cross-section	Terminal label	Jumper	Cover
1SNK705012R0000	ZK2.5-4P	2.5			
1SNK705012R0000	ZK2.5-4P	2.5			
1SNK705012R0000	ZK2.5-4P	2.5			
1SNK705012R0000	ZK2.5-4P	2.5			
1SNK705012R0000	ZK2.5-4P	2.5			
1SNK705012R0000	ZK2.5-4P	2.5			
1SNK705012R0000	ZK2.5-4P	2.5			
1SNK705012R0000	ZK2.5-4P	2.5			
1SNK705012R0000	ZK2.5-4P	2.5			
WEI.1608510000	ZDU 2.5	2.5			
WEI.1608510000	ZDU 2.5	2.5			
WEI.1608510000	ZDU 2.5	2.5			
WEI.1608510000	ZDU 2.5	2.5			
WEI.1608510000	ZDU 2.5	2.5			
WEI.1608510000	ZDU 2.5	2.5			
WEI.1608510000	ZDU 2.5	2.5			
WEI.1608510000	ZDU 2.5	2.5			
WEI.1608510000	ZDU 2.5	2.5			
WEI.1608510000	ZDU 2.5	2.5			
WEI.1608510000	ZDU 2.5	2.5			
WEI.1608510000	ZDU 2.5	2.5			
WEI.1608510000	ZDU 2.5	2.5			
WEI.1608510000	ZDU 2.5	2.5			
WEI.1608510000	ZDU 2.5	2.5			
WEI.1608510000	ZDU 2.5	2.5			
WEI.1608510000	ZDU 2.5	2.5			
WEI.1608510000	ZDU 2.5	2.5			
WEI.1608510000	ZDU 2.5	2.5			
WEI.1608510000	ZDU 2.5	2.5			
WEI.1608510000	ZDU 2.5	2.5			
WEI.1608510000	ZDU 2.5	2.5			
WEI.1608510000	ZDU 2.5	2.5			



# Terminal line-up diagram

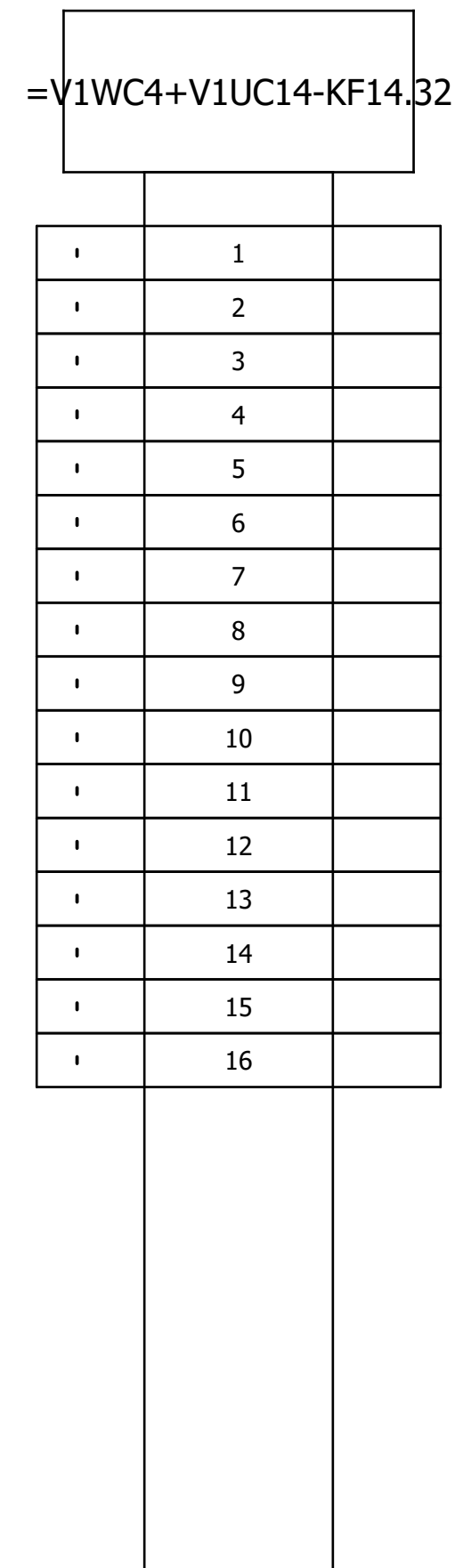
Part number					
Mounting rail			Strip label	End angle rear	End plate
Terminal					
Part number	Type number	Cross-section	Terminal label	Jumper	Cover
WEI.1608510000	ZDU 2.5	2.5			
WEI.1608510000	ZDU 2.5	2.5			
WEI.1608510000	ZDU 2.5	2.5			
WEI.1608510000	ZDU 2.5	2.5			
WEI.1608510000	ZDU 2.5	2.5			
WEI.1608510000	ZDU 2.5	2.5			
WEI.1608510000	ZDU 2.5	2.5			
WEI.1608510000	ZDU 2.5	2.5			
WEI.1608510000	ZDU 2.5	2.5			
WEI.1608510000	ZDU 2.5	2.5			
WEI.1608510000	ZDU 2.5	2.5			
WEI.1608510000	ZDU 2.5	2.5			
WEI.1608510000	ZDU 2.5	2.5			
WEI.1608510000	ZDU 2.5	2.5			
WEI.1608510000	ZDU 2.5	2.5			
WEI.1608510000	ZDU 2.5	2.5			
WEI.1608510000	ZDU 2.5	2.5			
WEI.1608510000	ZDU 2.5	2.5			
WEI.1608510000	ZDU 2.5	2.5			
WEI.1608510000	ZDU 2.5	2.5			
WEI.1608510000	ZDU 2.5	2.5			
WEI.1608510000	ZDU 2.5	2.5			
WEI.1608510000	ZDU 2.5	2.5			



# Terminal line-up diagram

F12\_001

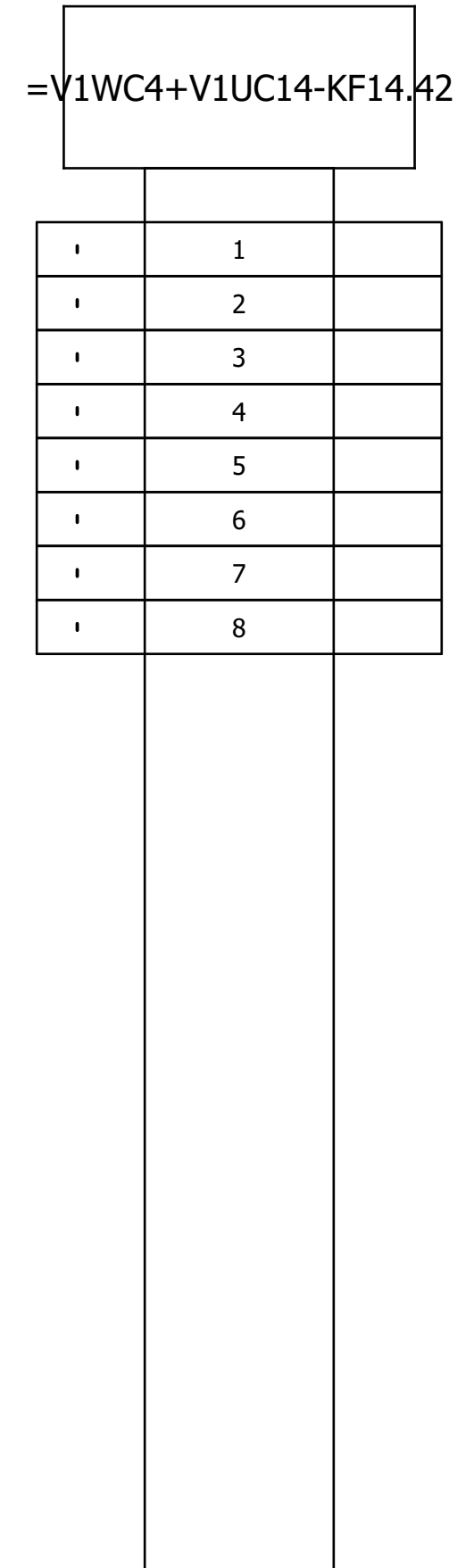
Part number					
Mounting rail			Strip label	End angle rear	End plate
Terminal					
Part number	Type number	Cross-section	Terminal label	Jumper	Cover
WEI.1608510000	ZDU 2.5	2.5			
WEI.1608510000	ZDU 2.5	2.5			
WEI.1608510000	ZDU 2.5	2.5			
WEI.1608510000	ZDU 2.5	2.5			
WEI.1608510000	ZDU 2.5	2.5			
WEI.1608510000	ZDU 2.5	2.5			
WEI.1608510000	ZDU 2.5	2.5			
WEI.1608510000	ZDU 2.5	2.5			
WEI.1608510000	ZDU 2.5	2.5			
WEI.1608510000	ZDU 2.5	2.5			
WEI.1608510000	ZDU 2.5	2.5			
WEI.1608510000	ZDU 2.5	2.5			
WEI.1608510000	ZDU 2.5	2.5			
WEI.1608510000	ZDU 2.5	2.5			
WEI.1608510000	ZDU 2.5	2.5			
WEI.1608510000	ZDU 2.5	2.5			
WEI.1608510000	ZDU 2.5	2.5			
WEI.1608510000	ZDU 2.5	2.5			
WEI.1608510000	ZDU 2.5	2.5			
WEI.1608510000	ZDU 2.5	2.5			
WEI.1608510000	ZDU 2.5	2.5			
WEI.1608510000	ZDU 2.5	2.5			
WEI.1608510000	ZDU 2.5	2.5			



# Terminal line-up diagram

F12\_001

Part number					
Mounting rail			Strip label	End angle rear	End plate
Terminal					
Part number	Type number	Cross-section	Terminal label	Jumper	Cover
WEI.1608510000	ZDU 2.5	2.5			
WEI.1608510000	ZDU 2.5	2.5			
WEI.1608510000	ZDU 2.5	2.5			
WEI.1608510000	ZDU 2.5	2.5			
WEI.1608510000	ZDU 2.5	2.5			
WEI.1608510000	ZDU 2.5	2.5			
WEI.1608510000	ZDU 2.5	2.5			
WEI.1608510000	ZDU 2.5	2.5			






# Terminal line-up diagram

F12\_001


Part number					
Mounting rail			Strip label	End angle rear	End plate
Terminal					
Part number	Type number	Cross-section	Terminal label	Jumper	Cover



# Terminal line-up diagram

F12\_001

Part number					
Mounting rail			Strip label	End angle rear	End plate
Terminal					
Part number	Type number	Cross-section	Terminal label	Jumper	Cover

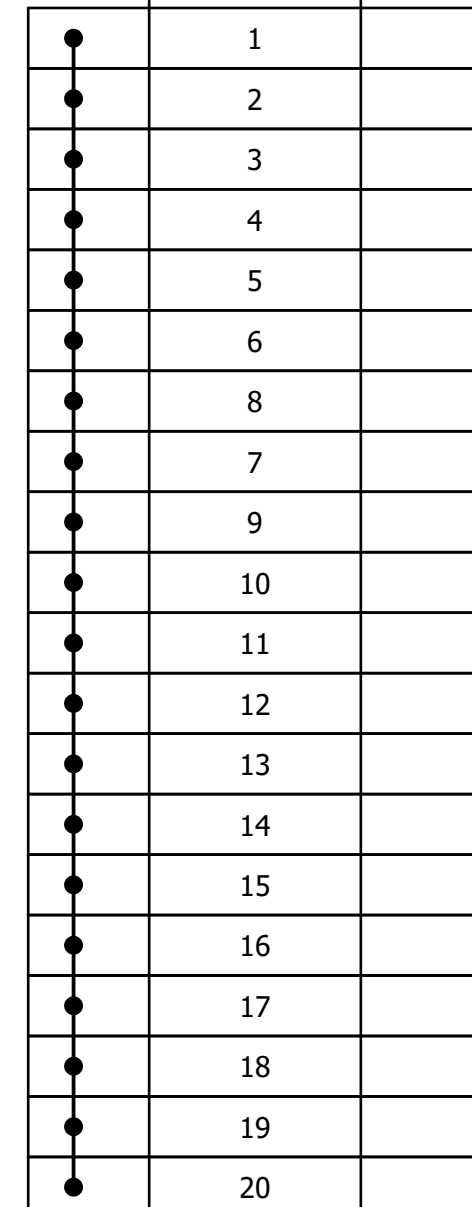


# Terminal line-up diagram

F12\_001

Part number					
Mounting rail			Strip label	End angle rear	End plate
Terminal					
Part number	Type number	Cross-section	Terminal label	Jumper	Cover
WEI.8731720000	ZTR 2.5/3AN	2.5			
WEI.8731720000	ZTR 2.5/3AN	2.5			
WEI.8731720000	ZTR 2.5/3AN	2.5			
WEI.8731720000	ZTR 2.5/3AN	2.5			
WEI.8731720000	ZTR 2.5/3AN	2.5			
WEI.8731720000	ZTR 2.5/3AN	2.5			
WEI.8731720000	ZTR 2.5/3AN	2.5			
WEI.8731720000	ZTR 2.5/3AN	2.5			
WEI.8731720000	ZTR 2.5/3AN	2.5			
WEI.8731720000	ZTR 2.5/3AN	2.5			
WEI.8731720000	ZTR 2.5/3AN	2.5			
WEI.8731720000	ZTR 2.5/3AN	2.5			
WEI.8731720000	ZTR 2.5/3AN	2.5			
WEI.8731720000	ZTR 2.5/3AN	2.5			
WEI.8731720000	ZTR 2.5/3AN	2.5			
WEI.8731720000	ZTR 2.5/3AN	2.5			
WEI.8731720000	ZTR 2.5/3AN	2.5			
WEI.8731720000	ZTR 2.5/3AN	2.5			
WEI.8731720000	ZTR 2.5/3AN	2.5			
WEI.8731720000	ZTR 2.5/3AN	2.5			
WEI.8731720000	ZTR 2.5/3AN	2.5			
WEI.8731720000	ZTR 2.5/3AN	2.5			
WEI.8731720000	ZTR 2.5/3AN	2.5			
WEI.8731720000	ZTR 2.5/3AN	2.5			
WEI.8731720000	ZTR 2.5/3AN	2.5			
WEI.8731720000	ZTR 2.5/3AN	2.5			
WEI.8731720000	ZTR 2.5/3AN	2.5			
WEI.8731720000	ZTR 2.5/3AN	2.5			
WEI.8731720000	ZTR 2.5/3AN	2.5			
WEI.8731720000	ZTR 2.5/3AN	2.5			


=V1WC4+V1UC14-XD10



# Terminal line-up diagram

F12\_001

Part number					
Mounting rail			Strip label	End angle rear	End plate
Terminal					
Part number	Type number	Cross-section	Terminal label	Jumper	Cover
WEI.8731720000	ZTR 2.5/3AN	2.5			

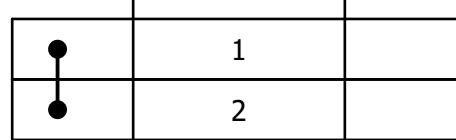
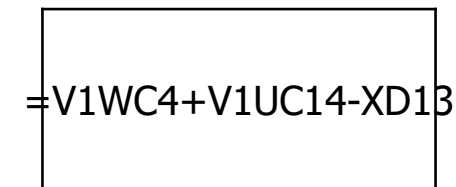




# Terminal line-up diagram


F12\_001

Part number					
Mounting rail			Strip label	End angle rear	End plate
Terminal					
Part number	Type number	Cross-section	Terminal label	Jumper	Cover
WEI.8731720000	ZTR 2.5/3AN	2.5			
WEI.8731720000	ZTR 2.5/3AN	2.5			



# Terminal line-up diagram


Part number					
Mounting rail			Strip label	End angle rear	End plate
Terminal					
Part number	Type number	Cross-section	Terminal label	Jumper	Cover
WEI.8731720000	ZTR 2.5/3AN	2.5			
WEI.8731720000	ZTR 2.5/3AN	2.5			



# Terminal line-up diagram

F12\_001

Part number					
Mounting rail			Strip label	End angle rear	End plate
Terminal					
Part number	Type number	Cross-section	Terminal label	Jumper	Cover
WEI.8731720000	ZTR 2.5/3AN	2.5			
WEI.8731720000	ZTR 2.5/3AN	2.5			






# Terminal line-up diagram

F12\_001

Part number					
Mounting rail			Strip label	End angle rear	End plate
Terminal					
Part number	Type number	Cross-section	Terminal label	Jumper	Cover
WEI.8731720000	ZTR 2.5/3AN	2.5			
WEI.8731720000	ZTR 2.5/3AN	2.5			






# Terminal line-up diagram

F12\_001

Part number					
Mounting rail			Strip label	End angle rear	End plate
Terminal					
Part number	Type number	Cross-section	Terminal label	Jumper	Cover
WEI.8731720000	ZTR 2.5/3AN	2.5			
WEI.8731720000	ZTR 2.5/3AN	2.5			



51


53



# Terminal line-up diagram

F12\_001

Part number					
Mounting rail			Strip label	End angle rear	End plate
Terminal					
Part number	Type number	Cross-section	Terminal label	Jumper	Cover
WEI.8731720000	ZTR 2.5/3AN	2.5			
WEI.8731720000	ZTR 2.5/3AN	2.5			



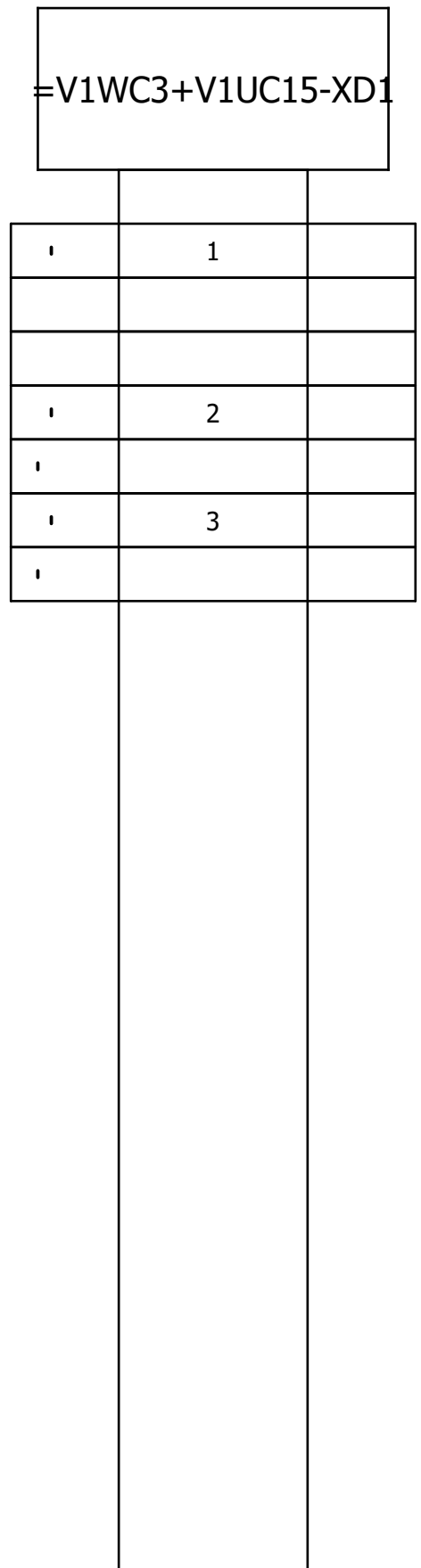




# Terminal line-up diagram

F12\_001

Part number					
Mounting rail			Strip label	End angle rear	End plate
Terminal					
Part number	Type number	Cross-section	Terminal label	Jumper	Cover
WEI.1608510000	ZDU 2.5	2.5			
WEI.1608740000	ZAP/TW 1				
WEI.9540000000	ZEW 35				
WEI.1608520000	ZDU 2.5 BL	2.5 mm <sup>2</sup>			
WEI.1608520000	ZDU 2.5 BL	2.5 mm <sup>2</sup>			

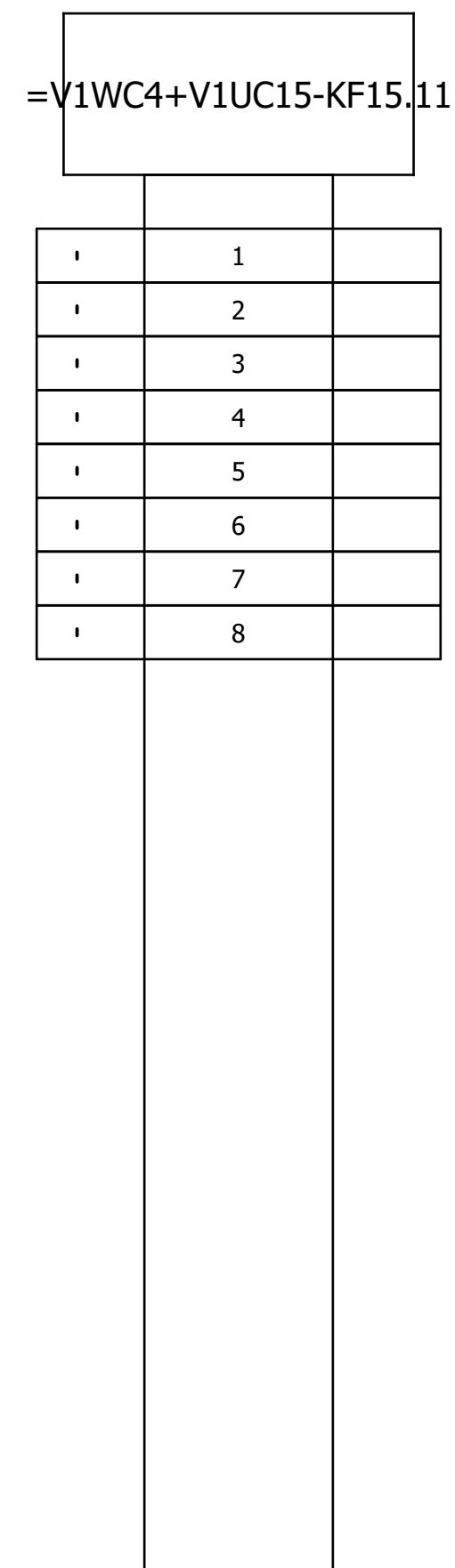




# Terminal line-up diagram

F12\_001

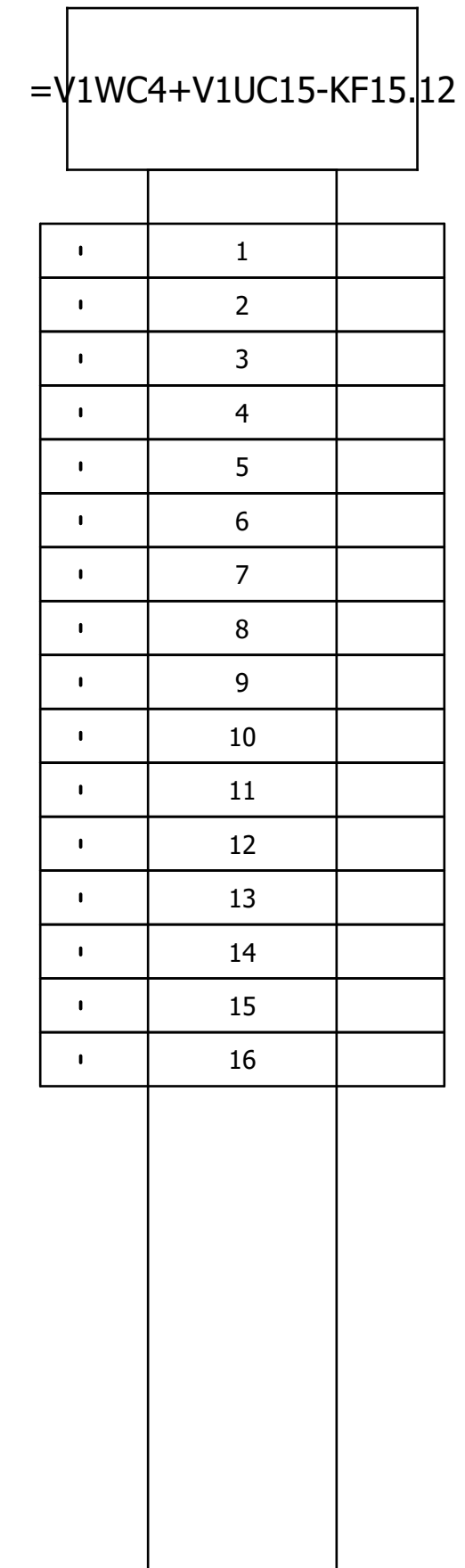
Part number					
Mounting rail			Strip label	End angle rear	End plate
Terminal					
Part number	Type number	Cross-section	Terminal label	Jumper	Cover
WEI.8731720000	ZTR 2.5/3AN	2.5			
WEI.8731720000	ZTR 2.5/3AN	2.5			
WEI.8731720000	ZTR 2.5/3AN	2.5			
WEI.8731720000	ZTR 2.5/3AN	2.5			
WEI.8731720000	ZTR 2.5/3AN	2.5			
WEI.8731720000	ZTR 2.5/3AN	2.5			
WEI.8731720000	ZTR 2.5/3AN	2.5			
WEI.8731720000	ZTR 2.5/3AN	2.5			



# Terminal line-up diagram

F12\_001

Part number					
Mounting rail			Strip label	End angle rear	End plate
Terminal					
Part number	Type number	Cross-section	Terminal label	Jumper	Cover
WEI.8731720000	ZTR 2.5/3AN	2.5			
WEI.8731720000	ZTR 2.5/3AN	2.5			
WEI.8731720000	ZTR 2.5/3AN	2.5			
WEI.8731720000	ZTR 2.5/3AN	2.5			
WEI.8731720000	ZTR 2.5/3AN	2.5			
WEI.8731720000	ZTR 2.5/3AN	2.5			
WEI.8731720000	ZTR 2.5/3AN	2.5			
WEI.8731720000	ZTR 2.5/3AN	2.5			
WEI.8731720000	ZTR 2.5/3AN	2.5			
WEI.1608510000	ZDU 2.5	2.5			
WEI.8731720000	ZTR 2.5/3AN	2.5			
WEI.8731720000	ZTR 2.5/3AN	2.5			
WEI.8731720000	ZTR 2.5/3AN	2.5			
WEI.8731720000	ZTR 2.5/3AN	2.5			
WEI.8731720000	ZTR 2.5/3AN	2.5			
WEI.8731720000	ZTR 2.5/3AN	2.5			
WEI.8731720000	ZTR 2.5/3AN	2.5			
WEI.8731720000	ZTR 2.5/3AN	2.5			





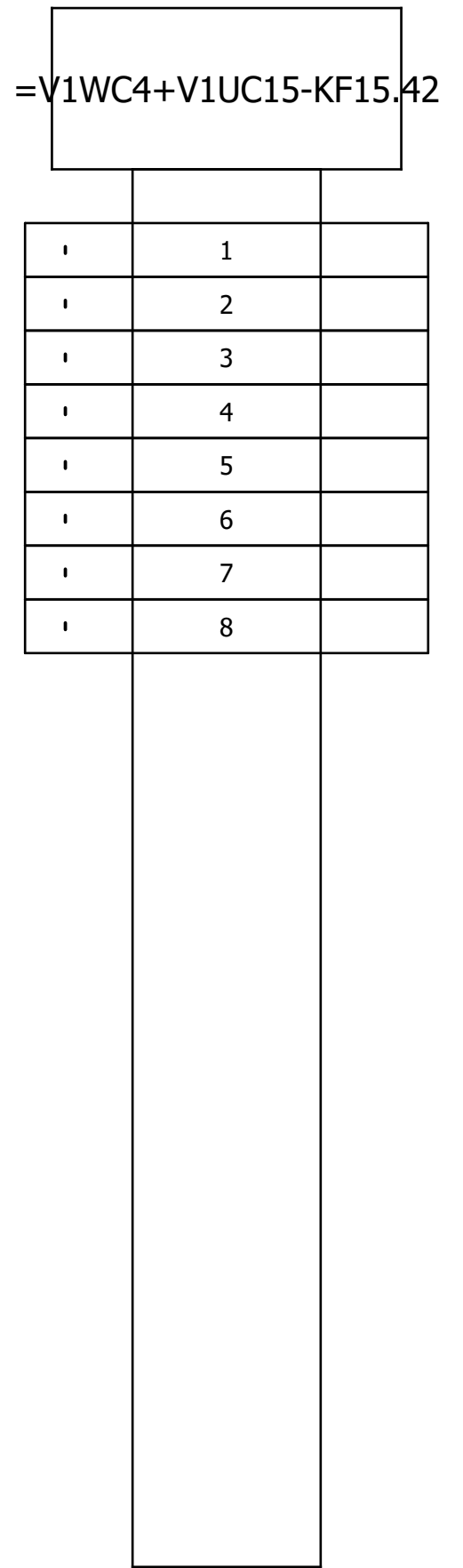




# Terminal line-up diagram

F12\_001

Part number					
Mounting rail			Strip label	End angle rear	End plate
Terminal					
Part number	Type number	Cross-section	Terminal label	Jumper	Cover
WEI.1608510000	ZDU 2.5	2.5			
WEI.1608510000	ZDU 2.5	2.5			
WEI.1608510000	ZDU 2.5	2.5			
WEI.1608510000	ZDU 2.5	2.5			
WEI.1608510000	ZDU 2.5	2.5			
WEI.1608510000	ZDU 2.5	2.5			
WEI.1608510000	ZDU 2.5	2.5			
WEI.1608510000	ZDU 2.5	2.5			





































# Summarized parts list

F02\_001

Order number	Quantity	Description Designation	Type number Part number	Manufacturer Supplier	Unit price	Total price	Pos.
	3 Piece	Mounting rail EN 50 022 ( 35x7,5 )	TS 35_7,5 TS 35_7,5		0.00	0.00	
	0					0.00	
ECGB5	1 Piece	Ground bar kit, 5 positions.	ECGB5 US2.ECGB5	SIE SIE	0.00	0.00	
C1.5LG6	1 ft	Wiring Duct Covers, PVC	C1.5LG6 PAN.C1.5LG6	PAN PAN	0.00	0.00	
C1LG6	1 ft	Wiring Duct Covers, PVC	C1LG6 PAN.C1LG6	PAN PAN	0.00	0.00	
G1.5X4LG6	1 ft	Wide Slotted Wiring Duct, PVC	G1.5X4LG6 PAN.G1.5X4LG6	PAN PAN	0.00	0.00	
G1X4LG6	1 ft	Wide Slotted Wiring Duct, PVC	G1X4LG6 PAN.G1X4LG6	PAN PAN	0.00	0.00	
6ES5710-8MA11	1	STAND.SECTIONAL RAIL 35MM, LENGTH 483MM	6ES5710-8MA11 SIE.6ES5710-8MA11	SIE Siemens AG	0.00	0.00	
5386050	1 pc(s).	PC PC enclosure system, WHD: 800x1600x600 mm, Sheet steel	PC.5386050 RIT.5386050	RIT RIT	0.00	0.00	
	1		TS 8617.580		0.00	0.00	
	1		TS 8640.003		0.00	0.00	
	1		TS 8640.033		0.00	0.00	
E4PBG	2 piece	Pushbutton Enclosure, Type 12, 4PB, 22.5mm holes, 10.00Hx3.25Wx2.75D, Gray, Steel	E4PBG HOFFMAN.E4PBG	HOFFMAN HOFFMAN	0.00	0.00	
ASPBG	2 piece	Hol-Sealers Hole Seal, 1.22" diameter, Gray, Steel	ASPBG ASPBG	HOFFMAN HOFFMAN	0.00	0.00	
1SFA616915R1005	2 Piece	LEGEND PLATET KTC15-1005	KTC15-1005 ABB.1SFA616915R1005	ABB	0.00	0.00	
1SFA619550R1051	1 PCE	EMERGENCY STOP CE4T-10R-02	CE4T-10R-02 ABB.1SFA619550R1051	ABB ABB	0.00	0.00	
6ES7515-2FM02-0AB0	1	CPU 1515F-2 PN, 750KB Prog.,3MB Data	6ES7515-2FM02-0AB0 SIE.6ES7515-2FM02-0AB0	SIE SIE	0.00	0.00	
6ES7590-1AB60-0AA0	1	MOUNTING RAIL 160MM (6.3")	6ES7590-1AB60-0AA0 SIE.6ES7590-1AB60-0AA0	SIE SIE	0.00	0.00	
6ES7155-6AA01-0BN0	4	ET 200SP, IM155-6PN ST INCL. BA 2XRJ45	6ES7155-6AA01-0BN0 SIE.6ES7155-6AA01-0BN0	SIE SIE	0.00	0.00	

&ETT/78

2

Date	2/23/2024	Volvo Trucks North America	Valiant TMS	Summarized parts list : TS 35_7,5 - SIE.6ES7155-6AA01-0BN0	Drawing name: =2V14&EFS_EL	=
Ed.	MKLEPADLO	P6700 Closure Hang - Cell 2V14	Scale 1:1		Document type:	+
Appr					EXX	Project nr: 22-16175
Modification	Date	Name	Original	Replaced by		436

# Summarized parts list

F02\_001

Order number	Quantity	Description Designation	Type number Part number	Manufacturer Supplier	Unit price	Total price	Pos.
6ES7131-6BH01-0BA0	9	ET 200SP, DI 16x 24V DC ST, PU 1	6ES7131-6BH01-0BA0 SIE.6ES7131-6BH01-0BA0	SIE SIE	0.00	0.00	
6ES7132-6BH01-0BA0	4	ET 200SP, DQ 16x 24V DC/0,5A ST, PU 1	6ES7132-6BH01-0BA0 SIE.6ES7132-6BH01-0BA0	SIE SIE	0.00	0.00	
6ES7136-6BA01-0CA0	7	ET 200SP, EI-Mod., F-DI 8x24VDC HF	6ES7136-6BA01-0CA0 SIE.6ES7136-6BA01-0CA0	SIE SIE	0.00	0.00	
6ES7158-3AD10-0XA0	1	SIMATIC PN/PN Coupler	6ES7158-3AD10-0XA0 SIE.6ES7158-3AD10-0XA0	SIE SIE	0.00	0.00	
6ES7193-6RA00-1AN0	2	5 pcs. PROFINET strain relief	6ES7193-6RA00-1AN0 SIE.6ES7193-6RA00-1AN0	SIE SIE	0.00	0.00	
6GK5615-0AA00-2AA2	1	SCALANCE S615	6GK5615-0AA00-2AA2 SIE.6GK5615-0AA00-2AA2	SIE SIE	0.00	0.00	
6GK1900-0AB10	3	C-PLUG	6GK1900-0AB10 SIE.6GK1900-0AB10	SIE SIE	0.00	0.00	
6GK5216-0BA00-2AC2	4	SCALANCE XC216	6GK5216-0BA00-2AC2 SIE.6GK5216-0BA00-2AC2	SIE SIE	0.00	0.00	
RJ45S FKSDED 423-1M	61	Profinet cable - RJ45 plug to M12 Female receptacle; 1m long	RJ45S FKSDED 423-1M TUR.RJ45S FKSDED 423-1M	TURCK TURCK	0.00	0.00	
	2		4000-73000-0180000		0.00	0.00	
8WD4408-0AA	1 piece	Signaling column connection element for pipe mounting incl. end screw	8WD4408-0AA SIE.8WD4408-0AA	SIE SIE	0.00	0.00	
8WD4420-0EA2	1 piece	Signaling column multifunctional siren element different sounds	8WD4420-0EA2 SIE.8WD4420-0EA2	SIE	0.00	0.00	
8WD4420-5AB	1 piece	Signaling column continuous light element LED red, 24 V AC/DC	8WD4420-5AB SIE.8WD4420-5AB	SIE SIE	0.00	0.00	
8WD4420-5AC	1 piece	Signaling column continuous light element LED green, 24 V AC/DC	8WD4420-5AC SIE.8WD4420-5AC	SIE SIE	0.00	0.00	
1SFA619100R1022	1 PCE	PUSHBUTTON CP1-10G-20	CP1-10G-20 ABB.1SFA619100R1022	ABB ABB	0.00	0.00	
1SFA619100R1023	1 PCE	PUSHBUTTON CP1-10Y-20	CP1-10Y-20 ABB.1SFA619100R1023	ABB ABB	0.00	0.00	
1SFA619100R1111	1 PCE	PUSHBUTTON CP1-11R-10 24V AC/DC	CP1-11R-10 ABB.1SFA619100R1111	ABB ABB	0.00	0.00	
1SFA619100R1026	1 PCE	PUSHBUTTON CP1-10B-20	CP1-10B-20 ABB.1SFA619100R1026	ABB ABB	0.00	0.00	
1SFA619100R1118	1 PCE	PUSHBUTTON CP1-11C-10	CP1-11C-10 ABB.1SFA619100R1118	ABB ABB	0.00	0.00	

1

3

Date	2/23/2024	Volvo Trucks North America	Valiant TMS	Summarized parts list : SIE.6ES7131-6BH01-0BA0 -	Drawing name:	=	
Ed.	MKLEPADLO			ABB.1SFA619100R1118	=2V14&EFS_EL	+	
Appr		P6700 Closure Hang - Cell 2V14			Document type:	Project nr:	
Modification	Date	Name	Original	Replacement of	Replaced by	Scale 1:1	Page 2
							436

# Summarized parts list

F02\_001

Order number	Quantity	Description Designation	Type number Part number	Manufacturer Supplier	Unit price	Total price	Pos.
1SFA619200R1016	1 PCE	SELECTOR SWITCH C2SS1-10B-10	C2SS1-10B-10 ABB.1SFA619200R1016	ABB ABB	0.00	0.00	
2CDS271337R0104	2 PCE	Miniature Circuit Breaker - SU200 M - 1P - C - 10 A	SU201M-C10 ABB.2CDS271337R0104	ABB ABB	0.00	0.00	
6EP19612BA41	1	SITOP PSE200U	6EP1961-2BA41 SIE.6EP1961-2BA41	SIE SIE	0.00	0.00	
6EP4134-3AB00-2AY0	1	SITOP UPS1600	6EP4134-3AB00-2AY0 SIE.6EP4134-3AB00-2AY0	SIE	0.00	0.00	
6EP4134-0GB00-0AY0	1	SITOP UPS1100	6EP4134-0GB00-0AY0 SIE.6EP4134-0GB00-0AY0	SIE SIE	0.00	0.00	
6EP3336-7SB00-3AX0	5	SITOP PSU6200 1ph 24 V/20 A	6EP3336-7SB00-3AX0 SIE.6EP3336-7SB00-3AX0	SIE	0.00	0.00	
MGB-L2B-PNA-R-121859	2 Piece	SWITCH	MGB-L2B-PNA-R-121859 EUC.MGB-L2B-PNA-R-121859	EUCHNER EUCHNER	0.00	0.00	
MGB-H-AA1A2-R-106049	2 Piece	HANDLE	MGB-H-AA1A2-R-106049 EUC.MGB-H-AA1A2-R-106049	EUCHNER EUCHNER	0.00	0.00	
MGB-A-MOUNTINGPLATE-H-109491	3 Piece	MOUNTING PLATE	MGB-A-MOUNTINGPLATE-H-109491 EUC.MGB-A-MOUNTINGPLATE-H-109491	EUCHNER EUCHNER	0.00	0.00	
MGB-E-A2-106051	3 Piece	ESCAPE RELEASE	MGB-E-A2-106051 EUC.MGB-E-A2-106051	EUCHNER EUCHNER	0.00	0.00	
MGB-L2B-PNA-L-121863	1 Piece	SWITCH	MGB-L2B-PNA-L-121863 EUC.MGB-L2B-PNA-L-121863	EUCHNER EUCHNER	0.00	0.00	
MGB-H-AA1A2-L-106221	1 Piece	HANDLE	MGB-H-AA1A2-L-106221 EUC.MGB-H-AA1A2-L-106221	EUCHNER EUCHNER	0.00	0.00	
SLSCP30-1200P44NT	2	EZ-Screen System	SLSCP30-1200P44NT BAN.SLSCP30-1200P44NT	BANNER BANNER	0.00	0.00	
440F-M2030HYNN	4	MatGuard Safety Mat	440F-M2030HYNN A-B.440F-M2030HYNN	A-B A-B	0.00	0.00	
802T-AMP	8	NEMA Limit Switch - NEMA Type 4 & 13 Oiltight Construction	802T-AMP A-B.802T-AMP	A-B A-B	0.00	0.00	
B 8141-0/PG9	8 piece	FIELD ATTACHABLE, 4 PIN, MICRO, FEMALE	B 8141-0/PG9 TUR.B 8141-0/PG9	TURCK TURCK	0.00	0.00	
EMPD3FBCB-015A-M	2		EMPD3FBCB-015A-M EMPD3FBCB-015A-M	Electro-Matic Electro-Matic	0.00	0.00	
1625857	3	Inductive sensor	NI75U-Q80-VP4X2-H1141 TUR.1625857	TUR TUR	0.00	0.00	
6SL3525-0PE23-0AA1	2 ST	SINAMICS PM250D-IP65-FSB-A-400V 3 KW	6SL3525-0PE23-0AA1 SIE.6SL3525-0PE23-0AA1	SIE SIE	0.00	0.00	

Date	3/22/2024	Volvo Trucks North America	Valiant TMS	Summarized parts list : ABB.1SFA619200R1016 - SIE.6SL3525-0PE23-0AA1	Drawing name: =2V14&EFS_EL	=
Ed.	MKLEPADLO	P6700 Closure Hang - Cell 2V14				+
Appr		Replacement of	Replaced by	Scale 1:1	Document type: EXX	Project nr: 22-16175
Modification	Date	Name	Original			Page 3
						436



# Summarized parts list

F02\_001

Order number	Quantity	Description Designation	Type number Part number	Manufacturer Supplier	Unit price	Total price	Pos.
6SL3544-0FB21-1FA0	15 ST	SINAMICS G120D	6SL3544-0FB21-1FA0 SIE.6SL3544-0FB21-1FA0	SIE SIE	0.00	0.00	
6SL3525-0PE17-5AA1	13 ST	SINAMICS G120D POWER MODULE PM250D 0,75KW	6SL3525-0PE17-5AA1 SIE.6SL3525-0PE17-5AA1	SIEMENS SIEMENS	0.00	0.00	
6ES7136-6DB00-0CA0	6	ET 200SP, EI-Mod., F-DQ 4xDC 24V/2A	6ES7136-6DB00-0CA0 SIE.6ES7136-6DB00-0CA0	SIE	0.00	0.00	
6ES7136-6RA00-0BF0	12	ET 200SP, F-RQ 1x24VDC/24..230VAC/5A ST	6ES7136-6RA00-0BF0 SIE.6ES7136-6RA00-0BF0	SIE	0.00	0.00	
6ES7193-6BP20-0BF0	12	BASEUNIT TYPE F0, BU20-P8+A4+0B	6ES7193-6BP20-0BF0 SIE.6ES7193-6BP20-0BF0	SIE SIE	0.00	0.00	
6ES7193-6BP00-0DA0	4	BASEUNIT TYPE A0, BU15-P16+A0+2D	6ES7193-6BP00-0DA0 SIE.6ES7193-6BP00-0DA0	SIE SIE	0.00	0.00	
SSA-EBM-12EB1Q8OTBB	5 piece	Push-to-Stop, Twist-to-Release Electro-Mechanical Push Buttons	SSA-EBM Series BAN.SSA-EBM-12EB1Q8OTBB	BANNER BANNER	0.00	0.00	
805371	4 piece	K50L Series Daylight Visible Indicators	K50L2RGB7QP BAN.805371	BANNER BANNER	0.00	0.00	
SMB30A	4	Mounting kit	SMB30A BAN.32723	BANNER BANNER	0.00	0.00	
3VA5195-6ED31-0AA0	1	MCCB_UL_FS125_15A_3P_65KA_TM_ FTFM	3VA5195-6ED31-0AA0 SIE.3VA5195-6ED31-0AA0	SIE SIE	0.00	0.00	
3VA9977-0TA20	1	BREAKER DATA SERVER, COM100	3VA9977-0TA20 SIE.3VA9977-0TA20	SIE SIE	0.00	0.00	
7KM9300-0AE02-0AA0	1 Piece	Switched Ethernet PROFINET Module V3	7KM9300-0AE02-0AA0 SIE.7KM9300-0AE02-0AA0	SIE	0.00	0.00	
3VA6225-6KP31-0AA0	1	MCCB_UL_FS250_250A_3P_65KA_ETU8_LSI	3VA6225-6KP31-0AA0 SIE.3VA6225-6KP31-0AA0	SIE SIE	0.00	0.00	
3VA9177-0TB10	1	COMMUNICATION MODULE COM060	3VA9177-0TB10 SIE.3VA9177-0TB10	SIE SIE	0.00	0.00	
PTN102-3K	1 Piece	Transformer	PTN102-3K PTN102-3K	POWERTRAN POWERTRAN	0.00	0.00	
R-3W2MT-LMF	1 piece	Multi-Environment Voltage Indicator and Safe-Test Point Combination for R-3W2MT-LMF	R-3W2MT-LMF GT.R-3W2MT-LMF	GT	0.00	0.00	
3VA5120-6ED31-0AA0	1	MCCB_UL_FS125_20A_3P_65KA_TM_ FTFM	3VA5120-6ED31-0AA0 SIE.3VA5120-6ED31-0AA0	SIE SIE	0.00	0.00	
5SJ4303-7HG42	1	CIRCUIT BREAKER 10KA, 3POLE, C, 3A	5SJ4303-7HG42 SIE.5SJ4303-7HG42	SIE SIE	0.00	0.00	
PTN102-7.5K	1 Piece	Transformer	PTN102-7.5K PTN102-7.5K	POWERTRAN POWERTRAN	0.00	0.00	

3

5

Date	3/19/2024	Volvo Trucks North America	Valiant TMS	Summarized parts list : SIE.6SL3544-0FB21-1FA0 - PTN102-7.5K	Drawing name: =2V14&EFS_EL	=		
Ed.	MKLEPADLO	P6700 Closure Hang - Cell 2V14	Scale 1:1		Document type: EXX	Project nr: 22-16175		
Appr.							Page	4
Modification	Date	Name	Original	Replacement of	Replaced by		Page	436

# Summarized parts list

F02\_001

Order number	Quantity	Description Designation	Type number Part number	Manufacturer Supplier	Unit price	Total price	Pos.
5SJ4120-7HG41	1	CIRCUIT BREAKER 240V 14KA, 1-POLE, C, 20A, D=70MM	5SJ4120-7HG41 SIE.5SJ4120-7HG41	SIE SIE	0.00	0.00	
5ST3010-0HG	11	AUXILARY SWITCH 1NO1NC UL489	5ST3010-0HG SIE.5ST3010-0HG	SIE SIE	0.00	0.00	
5SJ4110-7HG41	1	CIRCUIT BREAKER 240V 14KA, 1-POLE, C, 10A, D=70MM	5SJ4110-7HG41 SIE.5SJ4110-7HG41	SIE SIE	0.00	0.00	
5SJ4103-7HG41	3	CIRCUIT BREAKER 240V 14KA, 1-POLE, C, 3A, D=70MM	5SJ4103-7HG41 SIE.5SJ4103-7HG41	SIE SIE	0.00	0.00	
5SJ4116-7HG41	9	CIRCUIT BREAKER 240V 14KA, 1-POLE, C, 16A, D=70MM	5SJ4116-7HG41 SIE.5SJ4116-7HG41	SIE SIE	0.00	0.00	
5SJ4106-7HG41	1	CIRCUIT BREAKER 240V 14KA, 1-POLE, C, 6A, D=70MM	5SJ4106-7HG41 SIE.5SJ4106-7HG41	SIE SIE	0.00	0.00	
1SNL317510R0000	4	DBL175 Series Distribution Block	1SNL317510R0000 1SNL317510R0000	ENTRELEC ENTRELEC	0.00	0.00	
P-P11#2R2-K3RD5	3 piece	Panel Interface Connector with USB Type A/F to USB Type A/M [Qty: 1], Category 2 RJ45; Panel Mount Housing; UL Type 4; Duplex Outlet; 5 Amp Circuit Breaker	P-P11#2R2-K3RD5	GT_N	0.00	0.00	
6EP4438-7FB00-3DX0	6	SITOP SEL1200 8 x 10A	6EP4438-7FB00-3DX0 SIE.6EP4438-7FB00-3DX0	SIE	0.00	0.00	
EMPD3FBCB-005A-M	11		EMPD3FBCB-005A-M EMPD3FBCB-005A-M	Electro-Matic Electro-Matic	0.00	0.00	
55530	1 Piece	MVK-MPNIO DIO16 IRT 7/8" 5pin	MVK-MPNIO DIO16 MURR.55530	MURR MURR	0.00	0.00	
SETS8205SID5	1	Golvskåp TS 8 sidskåp	TS8 RIT.SETS8205SID5	RIT RIT	0.00	0.00	

4

&EYY/1

Date	2/23/2024	Volvo Trucks North America	Valiant TMS	Summarized parts list : SIE.5SJ4120-7HG41 - RIT.SETS8205SID5	Drawing name: =2V14&EFS_EL	=
Ed.	MKLEPADLO					+
Appr		P6700 Closure Hang - Cell 2V14			Document type: EXX	Project nr: 22-16175
Modification	Date	Name	Original	Replacement of	Replaced by	Page 5
					Scale 1:1	436











